

COVID-19: summary of cases and monitoring

Data through May 27, 2021 verified as of May 28, 2021 at 09:25 AM

Data in this report are provisional and subject to change.

Cases: people with positive PCR or antigen test result

Total cases	2,320,818
Florida residents	2,277,470
Non-Florida residents	43,348
Type of testing	
Florida residents	2,277,470
Positive by BPHL/CDC	83,133
Positive by commercial/hospital lab	2,194,337
PCR positive	1,812,287
Antigen positive	465,183
Non-Florida residents	43,348
Positive by BPHL/CDC	1,035
Positive by commercial/hospital lab	42,313
PCR positive	29,532
Antigen positive	13,816
Characteristics	
Florida residents hospitalized	94,930
Florida resident deaths	36,774
Non-Florida resident deaths	738

Hospitalized counts include anyone who was hospitalized at some point during their illness. It does not reflect the number of people currently hospitalized.

More information on deaths identified through death certificate data is available on the National Center for Health Statistics website at www.cdc.gov/nchs/nvss/vsrr/COVID19/index.htm.

Cases: people with positive PCR or antigen test result

Risk factors for Florida residents

Traveled	18,490
Contact with a known case	916,492
Traveled and contact with a known case	24,822
Neither	1,317,666
No travel and no contact	278,679
Travel is unknown	733,229
Contact is unknown	508,245
Contact is pending	460,702

Travel can be unknown and contact can be unknown or pending for the same case, these numbers will sum to more than the "neither" total.

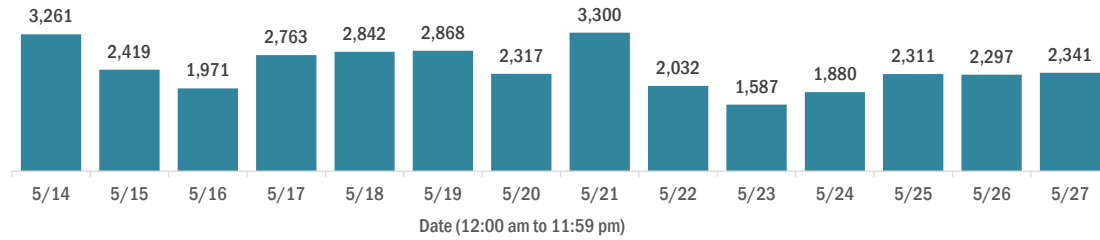
COVID-19: summary of laboratory testing

Data through May 27, 2021 verified as of May 28, 2021 at 09:25 AM

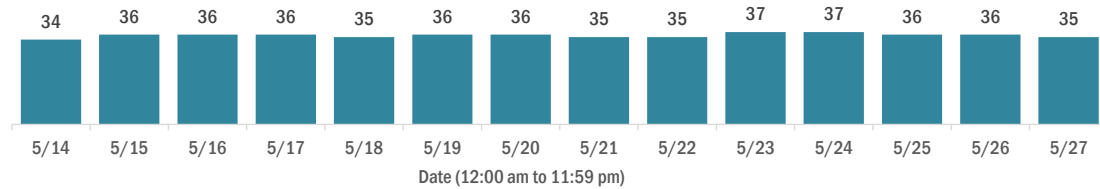
Data in this report are provisional and subject to change.

Cases in Florida residents per day for the past 2 weeks

Number of cases per day



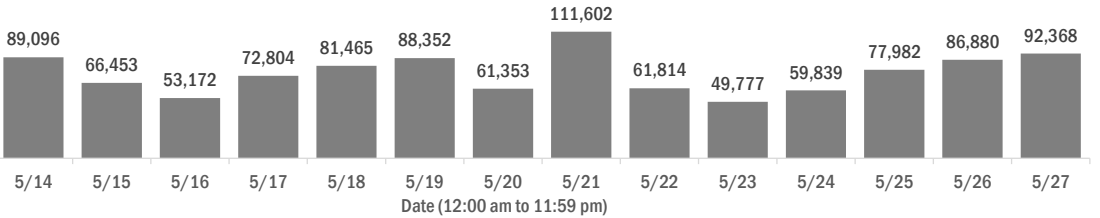
Median age of cases by day



Laboratory testing for Florida residents over the past 2 weeks

Number of Florida residents tested per day

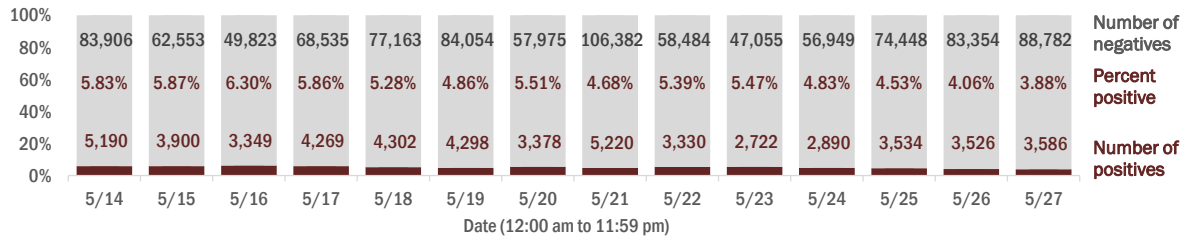
These counts include the number of people for whom the Department received PCR or antigen laboratory results by day. People tested on multiple days will be included for each day a new result was received. A person is only counted once for each day they are tested, regardless of whether multiple specimens are tested or multiple results are received.



Number and percent of Florida residents with positive test results

The percent of positive results ranged from 3.88% to 6.30% over the past 2 weeks and was 3.88% yesterday.

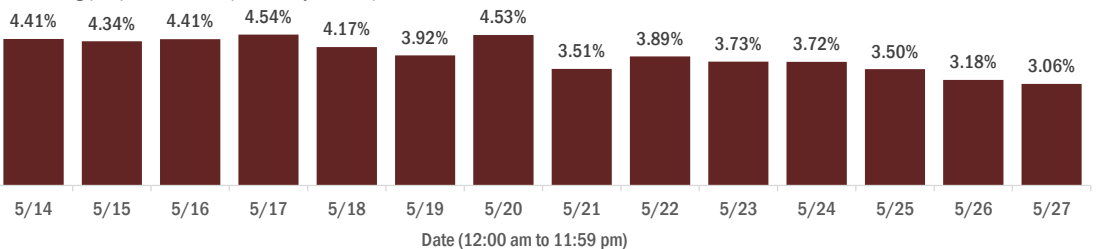
These counts include the number of people for whom the Department received PCR or antigen laboratory results by day. People tested on multiple days will be included for each day a new result was received. A person is only counted once for each day they are tested, regardless of whether multiple specimens are tested or multiple results are received. If a person has a positive specimen and a negative specimen in the same day, only the positive result is counted.



Percent positivity for new cases in Florida residents

The percent of positive results ranged from 3.06% to 4.54% over the past 2 weeks and was 3.06% yesterday.

This percent is the number of people who test PCR- or antigen-positive for the first time divided by all the people tested that day, excluding people who have previously tested positive.



COVID-19: characteristics of 2,277,470 Florida resident cases

Data through May 27, 2021 verified as of May 28, 2021 at 09:25 AM

Data in this report are provisional and subject to change.

Age group	Cases	Hospitalizations	Deaths
0-4 years	49,371 2%	660 1%	2 0%
5-14 years	154,343 7%	662 1%	5 0%
15-24 years	356,344 16%	2,452 3%	56 0%
25-34 years	400,783 18%	4,802 5%	222 1%
35-44 years	356,465 16%	7,125 8%	604 2%
45-54 years	345,011 15%	10,996 12%	1,507 4%
55-64 years	294,230 13%	16,469 17%	4,151 11%
65-74 years	177,265 8%	19,609 21%	7,889 21%
75-84 years	96,988 4%	19,358 20%	11,073 30%
85+ years	45,001 2%	12,788 13%	11,264 31%
Unknown	1,669 0%	9 0%	1 0%
Total	2,277,470	94,930	36,774

Gender	Cases
Female	1,191,408 52%
Male	1,065,624 47%
Unknown	20,438 1%
Total	2,277,470

Ethnicity	Cases	Hospitalizations	Deaths
Hispanic	744,594 33%	24,127 25%	8,659 24%
Non-Hispanic	1,125,256 49%	66,604 70%	25,855 70%
Unknown	407,620 18%	4,199 4%	2,260 6%
Total	2,277,470	94,930	36,774

Race and ethnicity	Cases	Hospitalizations	Deaths
White	1,305,029 57%	62,356 66%	26,883 73%
Hispanic	495,495 22%	17,237 18%	6,902 19%
Non-Hispanic	718,163 32%	43,358 46%	18,835 51%
Unknown	91,371 4%	1,761 2%	1,146 3%
Black	304,485 13%	19,756 21%	5,951 16%
Hispanic	18,220 1%	856 1%	242 1%
Non-Hispanic	263,765 12%	18,520 20%	5,528 15%
Unknown	22,500 1%	380 0%	181 0%
Other race	358,531 16%	10,459 11%	2,942 8%
Hispanic	180,884 8%	5,521 6%	1,326 4%
Non-Hispanic	124,115 5%	4,461 5%	1,387 4%
Unknown	53,532 2%	477 1%	229 1%
Unknown race	309,425 14%	2,359 2%	998 3%
Hispanic	49,995 2%	513 1%	189 1%
Non-Hispanic	19,213 1%	265 0%	105 0%
Unknown	240,217 11%	1,581 2%	704 2%
Total	2,277,470	94,930	36,774

Hospitalization counts include anyone who was hospitalized at some point during their illness. It does not reflect the number of people currently hospitalized. **Other race** includes any person with a race of American Indian/Alaskan native, Asian, native Hawaiian/Pacific Islander, or other.

COVID-19: deaths in Florida residents and staff of long-term care facilities

Data through May 27, 2021 verified as of May 28, 2021 at 09:25 AM

Data in this report are provisional and subject to change.

For current cases in residents or staff of long-term care facilities, please visit: <https://floridahealthcovid19.gov/>

County	Deaths	County	Deaths	County	Deaths			
Palm Beach	1090	9%	Okaloosa	167	1%	Madison	20	0%
Dade	1028	9%	Hernando	164	1%	Calhoun	18	0%
Pinellas	913	8%	Osceola	143	1%	Flagler	17	0%
Broward	718	6%	Charlotte	139	1%	Gulf	17	0%
Hillsborough	599	5%	Indian River	126	1%	Wakulla	16	0%
Duval	463	4%	Clay	125	1%	Bradford	14	0%
Polk	440	4%	Leon	102	1%	Washington	13	0%
Brevard	424	4%	Highlands	98	1%	Baker	12	0%
Orange	411	4%	Bay	94	1%	Holmes	12	0%
Sarasota	407	4%	Jackson	89	1%	Jefferson	12	0%
Lee	351	3%	St. Johns	88	1%	Gadsden	10	0%
Marion	334	3%	Alachua	83	1%	Lafayette	10	0%
Volusia	305	3%	Santa Rosa	82	1%	Franklin	9	0%
Escambia	287	2%	Suwannee	60	1%	Levy	7	0%
St. Lucie	248	2%	Columbia	52	0%	Desoto	6	0%
Seminole	239	2%	Putnam	46	0%	Dixie	5	0%
Lake	231	2%	Sumter	45	0%	Monroe	5	0%
Pasco	228	2%	Nassau	34	0%	Taylor	3	0%
Collier	198	2%	Walton	30	0%	Hardee	2	0%
Manatee	195	2%	Hendry	29	0%	Hamilton	1	0%
Citrus	177	2%	Okeechobee	24	0%	Liberty	1	0%
Martin	173	2%	Gilchrist	21	0%	Total	11,510	

Note: cases are summarized by the county of usual residence. Residents and staff may be cases associated with facilities that are not in their county of usual residence, resulting in cases being included below for counties that do not have facilities with known cases.

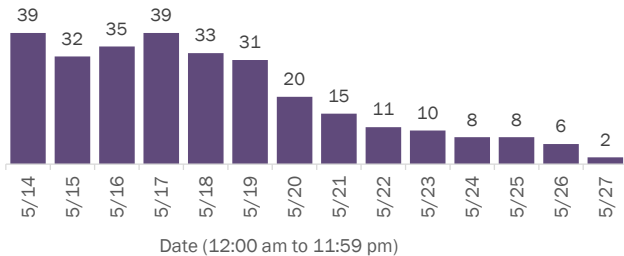
COVID-19: cases in Florida residents who have died

Data through May 27, 2021 verified as of May 28, 2021 at 09:25 AM

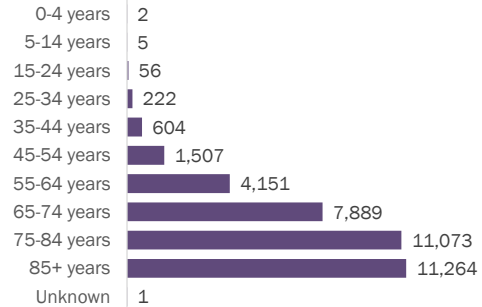
Data in this report are provisional and subject to change.

Demographics for all identified COVID-19 deaths: 36,774

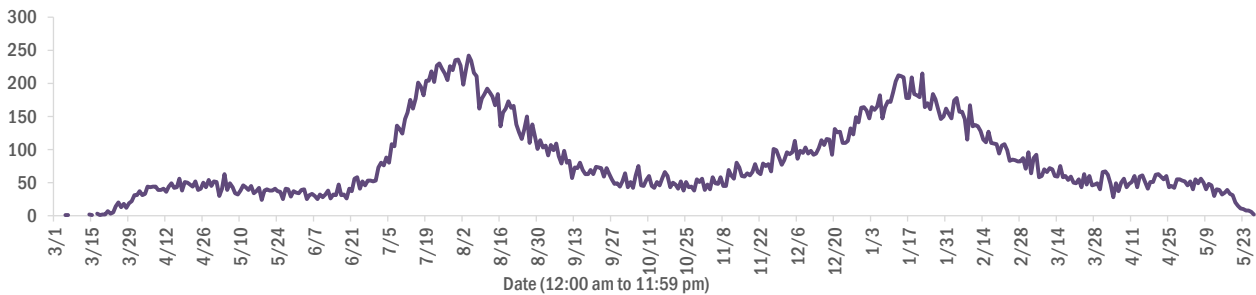
Deaths by date of death for the past 2 weeks



Deaths by age group



Deaths by date of death since March 2020



Age group	Deaths	Cases	Case fatality rate	Mortality rate per 100,000 population
0-4 years	2	49,371	0.0%	0.2
5-14 years	5	154,343	0.0%	0.2
15-24 years	56	356,344	0.0%	2.2
25-34 years	222	400,783	0.1%	7.8
35-44 years	604	356,465	0.2%	23.2
45-54 years	1,507	345,011	0.4%	54.1
55-64 years	4,151	294,230	1.4%	143.5
65-74 years	7,889	177,265	4.5%	325.1
75-84 years	11,073	96,988	11.4%	788.5
85+ years	11,264	45,001	25.0%	1950.4
Unknown	1	1,669	0.1%	
Total	36,774	2,277,470	1.6%	170.3

Race	Deaths	Cases	Case fatality rate	Mortality rate per 100,000 population
White	26,883	1,305,029	2.1%	161.0
Black	5,951	304,485	2.0%	162.7
Other	2,942	358,531	0.8%	236.4
Unknown	998	309,425	0.3%	
Total	36,774	2,277,470	1.6%	170.3

Gender	Deaths	Cases	Case fatality rate	Mortality rate per 100,000 population
Female	16,163	1,191,408	1.4%	146.4
Male	20,610	1,065,624	1.9%	195.2
Unknown	1	20,438	0.0%	
Total	36,774	2,277,470	1.6%	170.3

Ethnicity	Deaths	Cases	Case fatality rate	Mortality rate per 100,000 population
Hispanic	8,659	744,594	1.2%	152.5
Non-Hispanic	25,855	1,125,256	2.3%	162.4
Unknown	2,260	407,620	0.6%	
Total	36,774	2,277,470	1.6%	170.3

COVID-19: characteristics of 2,277,470 cases

Data through May 27, 2021 verified as of May 28, 2021 at 09:25 AM

Data in this report are provisional and subject to change.

Tables below include cases in Florida residents and non-Florida residents.

All 67 Florida counties have cases:

County	FL resident cases	Non-FL resident cases	Total cases	FL resident deaths	FL death rate
Dade	493,483	6,840	500,323	6,424	1.3%
Broward	241,567	2,985	244,552	3,069	1.3%
Palm Beach	145,613	2,664	148,277	2,875	2.0%
Hillsborough	141,519	1,216	142,735	1,824	1.3%
Orange	140,241	2,300	142,541	1,302	0.9%
Duval	98,871	1,631	100,502	1,489	1.5%
Pinellas	79,273	2,016	81,289	1,667	2.1%
Lee	71,130	2,332	73,462	1,004	1.4%
Polk	70,410	498	70,908	1,378	2.0%
Osceola	45,238	814	46,052	525	1.2%
Volusia	43,969	776	44,745	840	1.9%
Brevard	42,113	743	42,856	903	2.1%
Pasco	42,395	359	42,754	781	1.8%
Manatee	38,905	888	39,793	687	1.8%
Collier	35,570	1,439	37,009	544	1.5%
Escambia	32,890	3,700	36,590	700	2.1%
Seminole	34,979	264	35,243	512	1.5%
Sarasota	32,030	1,597	33,627	842	2.6%
Leon	31,849	948	32,797	329	1.0%
Marion	31,697	171	31,868	984	3.1%
Lake	30,397	563	30,960	664	2.2%
St. Lucie	27,177	201	27,378	654	2.4%
Alachua	25,123	316	25,439	283	1.1%
St. Johns	22,915	313	23,228	221	1.0%
Okaloosa	20,627	237	20,864	367	1.8%
Bay	19,727	828	20,555	394	2.0%
Clay	19,153	53	19,206	351	1.8%
Santa Rosa	18,262	260	18,522	291	1.6%
Hernando	14,411	114	14,525	481	3.3%
Charlotte	13,144	217	13,361	436	3.3%
Indian River	12,709	110	12,819	305	2.4%
Martin	12,438	242	12,680	330	2.7%
Citrus	11,261	99	11,360	462	4.1%
Sumter	9,376	111	9,487	281	3.0%
Highlands	8,669	98	8,767	366	4.2%

County	FL resident cases	Non-FL resident cases	Total cases	FL resident deaths	FL death rate
Nassau	8,163	452	8,615	126	1.5%
Columbia	8,201	46	8,247	170	2.1%
Walton	7,018	889	7,907	88	1.3%
Flagler	7,378	102	7,480	112	1.5%
Monroe	6,682	409	7,091	50	0.7%
Putnam	6,679	24	6,703	158	2.4%
Jackson	6,227	73	6,300	158	2.5%
Gadsden	5,748	17	5,765	100	1.7%
Suwannee	5,358	29	5,387	139	2.6%
Hendry	4,840	17	4,857	86	1.8%
Desoto	4,398	28	4,426	97	2.2%
Okeechobee	4,108	54	4,162	89	2.2%
Levy	3,543	12	3,555	55	1.6%
Baker	3,519	19	3,538	62	1.8%
Wakulla	3,504	14	3,518	56	1.6%
Hardee	3,245	15	3,260	45	1.4%
Bradford	3,035	13	3,048	58	1.9%
Unknown	57	2,977	3,034	0	0.0%
Taylor	2,746	5	2,751	48	1.7%
Washington	2,728	21	2,749	52	1.9%
Holmes	2,246	33	2,279	49	2.2%
Madison	2,059	28	2,087	45	2.2%
Gulf	1,952	24	1,976	45	2.3%
Union	1,840	1	1,841	74	4.0%
Calhoun	1,702	3	1,705	45	2.6%
Hamilton	1,621	20	1,641	25	1.5%
Gilchrist	1,629	5	1,634	44	2.7%
Dixie	1,621	4	1,625	24	1.5%
Lafayette	1,623	0	1,623	26	1.6%
Jefferson	1,494	26	1,520	28	1.9%
Franklin	1,318	40	1,358	20	1.5%
Liberty	1,081	1	1,082	16	1.5%
Glades	976	4	980	19	1.9%
Total	2,277,470	43,348	2,320,818	36,774	1.6%

COVID-19: characteristics of 2,277,470 Florida resident cases

Data through May 27, 2021 verified as of May 28, 2021 at 09:25 AM

Data in this report are provisional and subject to change.

The table below includes the cities and counties of residence for cases in Florida residents based on the patient's ZIP Code. Note that city is not always received as part of the initial notification and may be missing while the case is being investigated.

City and county	Cases
Miami, Dade	286,406
Orlando, Orange	104,318
Jacksonville, Duval	92,996
Tampa, Hillsborough	82,090
Hialeah, Dade	68,937
Fort Lauderdale, Broward	51,021
Hollywood, Broward	45,705
West Palm Beach, Palm Beach	35,641
Kissimmee, Osceola	34,735
Tallahassee, Leon	30,769
Homestead, Dade	30,438
Naples, Collier	30,013
Saint Petersburg, Pinellas	28,796
Pensacola, Escambia	27,441
Fort Myers, Lee	27,167
Bradenton, Manatee	25,322
Boca Raton, Palm Beach	24,712
Lakeland, Polk	24,363
Ocala, Marion	23,252
Pompano Beach, Broward	22,671
Gainesville, Alachua	19,915
Sarasota, Sarasota	19,688
Cape Coral, Lee	18,629
Port Saint Lucie, St. Lucie	18,147
Lake Worth, Palm Beach	17,527
Miami Beach, Dade	16,369
Miramar, Broward	15,793
Clearwater, Pinellas	15,639
Coral Springs, Broward	14,441
Boynton Beach, Palm Beach	14,155
Doral, Dade	14,003
Miami Gardens, Dade	13,351
Panama City, Bay	12,512
Saint Augustine, St. Johns	12,250
Melbourne, Brevard	11,907
Lehigh Acres, Lee	11,817
Winter Haven, Polk	11,765
Riverview, Hillsborough	11,023
Davie, Broward	10,829
Delray Beach, Palm Beach	10,799
Palm Bay, Brevard	10,033
Vero Beach, Indian River	9,805
New Port Richey, Pasco	9,755
Sunrise, Broward	9,494
Saint Cloud, Osceola	9,101
Fort Pierce, St. Lucie	8,850
Milton, Santa Rosa	8,845
Spring Hill, Hernando	8,689
Daytona Beach, Volusia	8,662
Largo, Pinellas	8,635
Apopka, Orange	8,631
Coral Gables, Dade	8,576
Plantation, Broward	8,499
North Miami Beach, Dade	8,431
Davenport, Polk	8,366
Clermont, Lake	8,306
Brandon, Hillsborough	8,253
Deltona, Volusia	7,929

COVID-19: characteristics of 2,277,470 Florida resident cases

Data through May 27, 2021 verified as of May 28, 2021 at 09:25 AM

Data in this report are provisional and subject to change.

The table below includes the cities and counties of residence for cases in Florida residents based on the patient's ZIP Code. Note that city is not always received as part of the initial notification and may be missing while the case is being investigated.

City and county	Cases
Sanford, Seminole	7,902
Orange Park, Clay	7,772
Plant City, Hillsborough	7,708
Jupiter, Palm Beach	7,557
Weston, Broward	7,473
Lake City, Columbia	7,443
Deerfield Beach, Broward	7,035
Winter Garden, Orange	6,789
Tamarac, Broward	6,518
Port Charlotte, Charlotte	6,462
Wesley Chapel, Pasco	6,268
Palm Coast, Flagler	6,214
Coconut Creek, Broward	6,139
Margate, Broward	6,003
Stuart, Martin	5,921
Land O Lakes, Pasco	5,910
Deland, Volusia	5,873
Palm Beach Gardens, Palm Beach	5,794
Fort Walton Beach, Okaloosa	5,699
Wellington, Palm Beach	5,668
Oviedo, Seminole	5,611
Palm Harbor, Pinellas	5,605
Palmetto, Manatee	5,586
Winter Park, Orange	5,583
Crestview, Okaloosa	5,483
Altamonte Springs, Seminole	5,297
Lutz, Hillsborough	5,284
Valrico, Hillsborough	5,074
Port Orange, Volusia	5,073
Opa Locka, Dade	5,002
North Port, Sarasota	4,960
Haines City, Polk	4,949
Brooksville, Hernando	4,901
Middleburg, Clay	4,827
Venice, Sarasota	4,820
Pembroke Pines, Broward	4,803
Miami Lakes, Dade	4,796
Hallandale, Broward	4,795
Punta Gorda, Charlotte	4,709
Sebring, Highlands	4,648
Leesburg, Lake	4,603
Ocoee, Orange	4,547
Zephyrhills, Pasco	4,426
Saint Johns, St. Johns	4,354
Ormond Beach, Volusia	4,328
Seminole, Pinellas	4,309
The Villages, Sumter	4,292
Arcadia, Desoto	4,283
Bonita Springs, Lee	4,250
Pinellas Park, Pinellas	4,164
Live Oak, Suwannee	4,138
Okeechobee, Okeechobee	4,094
North Lauderdale, Broward	4,070
Longwood, Seminole	4,047
Ruskin, Hillsborough	4,032
North Miami, Dade	4,027
Immokalee, Collier	3,962
Cocoa, Brevard	3,943
Windermere, Orange	3,906

COVID-19: characteristics of 2,277,470 Florida resident cases

Data through May 27, 2021 verified as of May 28, 2021 at 09:25 AM

Data in this report are provisional and subject to change.

The table below includes the cities and counties of residence for cases in Florida residents based on the patient's ZIP Code. Note that city is not always received as part of the initial notification and may be missing while the case is being investigated.

City and county	Cases
Navarre, Santa Rosa	3,811
Casselberry, Seminole	3,737
Port Richey, Pasco	3,551
Hudson, Pasco	3,528
Titusville, Brevard	3,503
Niceville, Okaloosa	3,415
Gulf Breeze, Santa Rosa	3,395
Lake Worth Beach, Palm Beach	3,394
North Fort Myers, Lee	3,350
Dade City, Pasco	3,345
Winter Springs, Seminole	3,304
Key West, Monroe	3,300
Cantonment, Escambia	3,292
Panama City Beach, Bay	3,270
Bartow, Polk	3,228
Oakland Park, Broward	3,222
Lake Mary, Seminole	3,204
Jacksonville Beach, Duval	3,204
Aventura, Dade	3,201
Kissimmee, Polk	3,162
Crawfordville, Wakulla	3,148
Auburndale, Polk	3,103
New Smyrna Beach, Volusia	3,102
Palatka, Putnam	3,079
Lake Wales, Polk	3,054
Quincy, Gadsden	3,051
Merritt Island, Brevard	2,954
Green Cove Springs, Clay	2,922
Tarpon Springs, Pinellas	2,914
Fernandina Beach, Nassau	2,878
Ponte Vedra Beach, St. Johns	2,853
Parkland, Broward	2,810
Cutler Ridge, Dade	2,757
Loxahatchee, Palm Beach	2,723
Inverness, Citrus	2,710
Eustis, Lake	2,685
Wimauma, Hillsborough	2,683
Holiday, Pasco	2,623
Cooper City, Broward	2,610
Esteros, Lee	2,602
Belle Glade, Palm Beach	2,593
Perry, Taylor	2,575
Lynn Haven, Bay	2,561
Royal Palm Beach, Palm Beach	2,561
Dunedin, Pinellas	2,544
Clewiston, Hendry	2,502
Marianna, Jackson	2,494
Fleming Island, Clay	2,485
Sarasota, Manatee	2,461
Santa Rosa Beach, Walton	2,453
Key Biscayne, Dade	2,452
Parrish, Manatee	2,420
Rockledge, Brevard	2,407
Riviera Beach, Palm Beach	2,362
Odessa, Hillsborough	2,352
Seffner, Hillsborough	2,342
Palm City, Martin	2,238
Avon Park, Highlands	2,234
Mulberry, Polk	2,234

COVID-19: characteristics of 2,277,470 Florida resident cases

Data through May 27, 2021 verified as of May 28, 2021 at 09:25 AM

Data in this report are provisional and subject to change.

The table below includes the cities and counties of residence for cases in Florida residents based on the patient's ZIP Code. Note that city is not always received as part of the initial notification and may be missing while the case is being investigated.

City and county	Cases
Defuniak Springs, Walton	2,219
Mount Dora, Lake	2,214
Labelle, Hendry	2,173
Groveland, Lake	2,145
Destin, Okaloosa	2,128
Chipley, Washington	2,115
Tavares, Lake	2,109
Orange City, Volusia	2,073
Lithia, Hillsborough	2,063
Starke, Bradford	2,054
Pinecrest, Dade	1,996
Yulee, Nassau	1,970
Summerfield, Marion	1,963
Maitland, Orange	1,961
Wauchula, Hardee	1,922
Palmetto Bay, Dade	1,856
Sebastian, Indian River	1,822
Dania, Broward	1,800
Lady Lake, Lake	1,780
Homosassa, Citrus	1,776
Callahan, Nassau	1,771
Macclenny, Baker	1,731
Ponte Vedra, St. Johns	1,724
Gibsonton, Hillsborough	1,693
Edgewater, Volusia	1,678
Crystal River, Citrus	1,671
Carol City, Dade	1,666
Oldsmar, Pinellas	1,649
Dover, Hillsborough	1,644
Lake Placid, Highlands	1,637
Apollo Beach, Hillsborough	1,620
Bonifay, Holmes	1,606
Missing, Dade	1,605
Debary, Volusia	1,604
Hobe Sound, Martin	1,600
Mayo, Lafayette	1,590
Coconut Grove, Dade	1,582
Florida City, Dade	1,577
Palm Springs, Palm Beach	1,538
Pace, Santa Rosa	1,524
Sun City Center, Hillsborough	1,510
Dunnellon, Marion	1,498
Crossings, Dade	1,492
Atlantic Beach, Duval	1,459
Lake Butler, Union	1,429
Lantana, Palm Beach	1,420
Belleview, Marion	1,399
Alachua, Alachua	1,390
North Palm Beach, Palm Beach	1,373
Monticello, Jefferson	1,366
Madison, Madison	1,356
Biscayne Park, Dade	1,355
Williston, Levy	1,323
Safety Harbor, Pinellas	1,301
Ellenton, Manatee	1,298
Indiantown, Martin	1,298
South Miami, Dade	1,282
Graceville, Jackson	1,255
Jensen Beach, Martin	1,252

COVID-19: characteristics of 2,277,470 Florida resident cases

Data through May 27, 2021 verified as of May 28, 2021 at 09:25 AM

Data in this report are provisional and subject to change.

The table below includes the cities and counties of residence for cases in Florida residents based on the patient's ZIP Code. Note that city is not always received as part of the initial notification and may be missing while the case is being investigated.

City and county	Cases
Lauderhill, Broward	1,249
Satellite Beach, Brevard	1,235
Newberry, Alachua	1,229
Lecanto, Citrus	1,218
Century, Escambia	1,185
Beverly Hills, Citrus	1,182
Englewood, Charlotte	1,170
Havana, Gadsden	1,154
Hilliard, Nassau	1,145
El Portal, Dade	1,120
Freeport, Walton	1,120
Trenton, Gilchrist	1,117
Wildwood, Sumter	1,115
Wilton Manors, Broward	1,114
Nokomis, Sarasota	1,114
Keystone Heights, Clay	1,086
Key Largo, Monroe	1,074
Bushnell, Sumter	1,062
Frostproof, Polk	1,059
Blountstown, Calhoun	1,059
Jasper, Hamilton	1,051
Lauderdale Lakes, Broward	1,038
Medley, Dade	1,030
Hernando, Citrus	1,017
Polk City, Polk	1,016
Wewahitchka, Gulf	1,007
Mary Esther, Okaloosa	999
Dunnellon, Citrus	987
Minneola, Lake	969
Sanderson, Baker	964
Fellsmere, Indian River	962
Spring Hill, Pasco	958
Shalimar, Okaloosa	934
Marco Island, Collier	934
Fisher Island, Dade	926
Everglades National Park, Dade	911
Port Saint Joe, Gulf	911
Moore Haven, Glades	910
Thonotosassa, Hillsborough	904
Trinity, Pasco	900
Sorrento, Lake	898
Chiefland, Levy	891
Cocoa Beach, Brevard	890
High Springs, Alachua	886
Pahokee, Palm Beach	884
Fruitland Park, Lake	883
Fort Meade, Polk	874
Coleman, Sumter	852
Englewood, Sarasota	851
South Bay, Palm Beach	844
Indialantic, Brevard	840
Bristol, Liberty	836
Cross City, Dixie	829
Glen Saint Mary, Baker	819
Southwest Ranches, Broward	818
Crescent City, Putnam	815
Umatilla, Lake	810
Marathon, Monroe	802
West Melbourne, Brevard	788

COVID-19: characteristics of 2,277,470 Florida resident cases

Data through May 27, 2021 verified as of May 28, 2021 at 09:25 AM

Data in this report are provisional and subject to change.

The table below includes the cities and counties of residence for cases in Florida residents based on the patient's ZIP Code. Note that city is not always received as part of the initial notification and may be missing while the case is being investigated.

City and county	Cases
Interlachen, Putnam	772
Miramar Beach, Walton	767
Lake Alfred, Polk	767
Fort Myers Beach, Lee	753
Chattahoochee, Gadsden	742
Weeki Wachee, Hernando	740
Old Town, Dixie	732
Bowling Green, Hardee	728
Jacksonville, St. Johns	714
Silver Springs, Marion	706
Olympia Heights, Dade	704
Uleta, Dade	701
South Daytona, Volusia	699
Lawtey, Bradford	687
Fort White, Columbia	686
Neptune Beach, Duval	683
Coral, Dade	679
Mascotte, Lake	669
Belle Isle, Orange	664
Surfside, Dade	663
Palm Beach, Palm Beach	654
Gulfport, Pinellas	638
Bronson, Levy	635
Baker, Okaloosa	628
Bunnell, Flagler	628
Clearwater Beach, Pinellas	616
Rotunda West, Charlotte	596
Mims, Brevard	581
Sneads, Jackson	578
Myakka City, Manatee	573
Hawthorne, Alachua	570
Alva, Lee	563
Jay, Santa Rosa	561
Dundee, Polk	552
Oxford, Sumter	550
Carrabelle, Franklin	542
Cape Canaveral, Brevard	542
Missing, Volusia	541
Zolfo Springs, Hardee	536
Oakland, Orange	534
Citra, Marion	529
Tavernier, Monroe	528
Ocklawaha, Marion	528
Florida State University, Leon	524
Indian Harbour Beach, Brevard	523
Melbourne Beach, Brevard	522
Bal Harbour, Dade	517
Cottondale, Jackson	512
Sweetwater, Dade	509
Flagler Beach, Flagler	505
Webster, Sumter	505
Celebration, Osceola	499
Molino, Escambia	497
Youngstown, Bay	494
Midway, Gadsden	493
East Palatka, Putnam	479
Bell, Gilchrist	469
Altha, Calhoun	456
Eagle Lake, Polk	455

COVID-19: characteristics of 2,277,470 Florida resident cases

Data through May 27, 2021 verified as of May 28, 2021 at 09:25 AM

Data in this report are provisional and subject to change.

The table below includes the cities and counties of residence for cases in Florida residents based on the patient's ZIP Code. Note that city is not always received as part of the initial notification and may be missing while the case is being investigated.

City and county	Cases
De Leon Springs, Volusia	450
Branford, Suwannee	447
Missing, Orange	443
West Miami, Dade	441
Apalachicola, Franklin	439
Archer, Alachua	436
Haverhill, Palm Beach	429
Ave Maria, Collier	423
Osprey, Sarasota	422
Floral City, Citrus	422
Chuluota, Seminole	414
Lake Park, Palm Beach	409
Tequesta, Palm Beach	407
Holly Hill, Volusia	407
Hastings, St. Johns	401
Centerville, Leon	396
Grand Island, Lake	395
Pierson, Volusia	388
Grand Ridge, Jackson	383
Montverde, Lake	379
Raiford, Union	376
Hallandale Beach, Broward	359
Malabar, Brevard	355
Indian Rocks Beach, Pinellas	354
Gotha, Orange	354
Bryceville, Nassau	352
Alafaya, Orange	348
Fort McCoy, Marion	343
Greenville, Madison	343
Satsuma, Putnam	340
Lake Panasoffkee, Sumter	339
Vernon, Washington	338
Elkton, St. Johns	335
Kenneth City, Pinellas	333
Reddick, Marion	325
Sebastian, Brevard	324
Malone, Jackson	323
Jennings, Hamilton	322
Melrose, Putnam	322
Eastpoint, Franklin	319
Anthony, Marion	318
Belleair, Pinellas	317
San Antonio, Pasco	315
Morriston, Levy	314
Greenacres, Palm Beach	313
Laurel Hill, Okaloosa	312
Winter Park, Seminole	311
Geneva, Seminole	308
Valparaiso, Okaloosa	306
Westville, Holmes	304
Lehigh, Lee	298
O Brien, Suwannee	298
Kindred, Osceola	293
Fern Park, Seminole	287
Greenwood, Jackson	287
Ponce De Leon, Holmes	278
University Of Central Fl, Orange	271
South Pasadena, Pinellas	270
Eglin Air Force Base, Okaloosa	269

COVID-19: characteristics of 2,277,470 Florida resident cases

Data through May 27, 2021 verified as of May 28, 2021 at 09:25 AM

Data in this report are provisional and subject to change.

The table below includes the cities and counties of residence for cases in Florida residents based on the patient's ZIP Code. Note that city is not always received as part of the initial notification and may be missing while the case is being investigated.

City and county	Cases
Poinciana, Polk	265
Weirsdale, Marion	264
Inlet Beach, Walton	263
Islamorada, Monroe	261
Sanibel, Lee	261
Cutler Bay, Dade	253
Edgewood, Orange	253
Fountain, Bay	249
Longboat Key, Manatee	247
Lee, Madison	247
White Springs, Hamilton	246
Southport, Bay	244
Saint James City, Lee	242
Gretna, Gadsden	237
Madeira Beach, Pinellas	232
Howey-In-The-Hills, Lake	231
Astatula, Lake	230
Hosford, Liberty	230
Wellborn, Suwannee	228
Lakewood Ranch, Manatee	228
Holt, Okaloosa	226
Juno Beach, Palm Beach	224
Lake Helen, Volusia	223
Lauderdale By The Sea, Broward	222
Atlantis, Palm Beach	221
Babson Park, Polk	219
Holmes Beach, Manatee	218
Altoona, Lake	216
Mcdavid, Escambia	216
Osteen, Volusia	213
Micanopy, Alachua	210
Bay Harbor Islands, Dade	209
Center Hill, Sumter	204
Sopchoppy, Wakulla	199
Zellwood, Orange	199
Azalea Park, Orange	198
Bokeelia, Lee	196
Alford, Jackson	195
Mcalpin, Suwannee	193
The Villages, Lake	192
Missing, Lee	187
Hypoluxo, Palm Beach	187
Viera, Brevard	186
Golden Beach, Dade	185
The Villages, Marion	184
Odessa, Pasco	184
Pomona Park, Putnam	183
Oak Hill, Volusia	183
Mangonia Park, Palm Beach	181
Rocky Point, Hillsborough	180
Paisley, Lake	177
Summerland Key, Monroe	173
Ponce Inlet, Volusia	171
University Of Fl, Alachua	168
University Of Miami, Dade	167
Grant-Valkaria, Brevard	167
Lutz, Pasco	166
Caryville, Washington	163
Sumterville, Sumter	163

COVID-19: characteristics of 2,277,470 Florida resident cases

Data through May 27, 2021 verified as of May 28, 2021 at 09:25 AM

Data in this report are provisional and subject to change.

The table below includes the cities and counties of residence for cases in Florida residents based on the patient's ZIP Code. Note that city is not always received as part of the initial notification and may be missing while the case is being investigated.

City and county	Cases
Hollister, Putnam	162
Bay Lake, Orange	161
Citrus Springs, Citrus	161
Lockhart, Orange	157
Big Pine Key, Monroe	157
Christmas, Orange	153
San Mateo, Putnam	151
Carrollwood, Hillsborough	151
Inglis, Levy	151
Hiwassee, Orange	151
Lady Lake, Sumter	150
Missing, Pinellas	146
West Park, Broward	145
Missing, St. Johns	142
Clair-Mel City, Hillsborough	140
University Of Central Florida, Orange	140
Harmony, Osceola	140
Buena Ventura Lakes, Osceola	138
Baldwin, Duval	138
Lake Hamilton, Polk	137
Cloud Lake, Palm Beach	134
Kendall, Dade	134
Missing, Sumter	134
Hampton, Bradford	133
Apopka, Seminole	132
Clarksville, Calhoun	132
Placida, Charlotte	129
Steinhatchee, Taylor	127
City Of Sunrise, Broward	126
Matlacha, Lee	125
Belleair Beach, Pinellas	125
Seville, Volusia	125
Temple Terrace, Hillsborough	123
Sunny Isles Beach, Dade	121
Barry University, Dade	121
Tierra Verde, Pinellas	121
Lighthouse Point, Broward	121
Dania Beach, Broward	120
Astor, Lake	119
Saint Leo, Pasco	117
Callaway, Bay	117
Dinsmore, Duval	115
Panacea, Wakulla	115
Hurburt Field, Okaloosa	114
Cedar Key, Levy	113
Bradenton Beach, Manatee	112
Florahome, Putnam	111
Lamont, Jefferson	109
Tyndall Air Force Base, Bay	109
Canal Point, Palm Beach	108
Princeton, Dade	108
Brooker, Bradford	108
Missing, Lake	108
Waldo, Alachua	108
Florida Gulf Coast Univ, Lee	106
Kathleen, Polk	104
Fruit Cove, St. Johns	103
Barefoot Bay, Brevard	102
University Of South Florida, Hillsborough	99

COVID-19: characteristics of 2,277,470 Florida resident cases

Data through May 27, 2021 verified as of May 28, 2021 at 09:25 AM

Data in this report are provisional and subject to change.

The table below includes the cities and counties of residence for cases in Florida residents based on the patient's ZIP Code. Note that city is not always received as part of the initial notification and may be missing while the case is being investigated.

City and county	Cases
Bascom, Jackson	98
Ocean Ridge, Palm Beach	98
South Fort Myers, Lee	98
Lorida, Highlands	97
Crystal Beach, Pinellas	94
Pinetta, Madison	94
Fort Denaud, Hendry	93
Maitland, Seminole	92
F M, Lee	90
Missing, St. Lucie	89
Saint Pete Beach, Pinellas	88
Yalaha, Lake	88
Missing, Marion	86
Boca Grande, Lee	86
Welaka, Putnam	82
Patrick Air Force Base, Brevard	82
Eatonville, Orange	80
Wekiwa Springs, Seminole	79
North Venice, Sarasota	76
Palma Ceia, Hillsborough	76
Campbellton, Jackson	75
Cudjoe Key, Monroe	74
Avon Park, Polk	73
Miami Springs, Dade	73
Missing, Duval	73
Reunion, Osceola	72
Anna Maria, Manatee	72
Ochopee, Collier	71
Missing, Palm Beach	70
Air Mail Facility, Dade	69
Georgetown, Putnam	69
Missing, Pasco	69
Northdale, Hillsborough	68
Stock Island, Monroe	68
Greensboro, Gadsden	68
Felda, Hendry	68
Destin, Walton	67
Treasure Island, Pinellas	64
North Redington Beach, Pinellas	64
Micco, Brevard	62
Mexico Beach, Bay	62
University Of Tampa, Hillsborough	62
Highland City, Polk	60
Duette, Manatee	60
Bellview, Escambia	59
Bonita Beach, Lee	59
Orlando, Seminole	58
Okahumpka, Lake	58
Miami, Broward	58
Lake Suzy, Desoto	58
Walnut Hill, Escambia	58
Singer Island, Palm Beach	57
Green Acres, Palm Beach	56
Ona, Hardee	56
Stetson University, Volusia	55
Miromar Lakes, Lee	55
Naranja, Dade	55
Heathrow, Seminole	55
Enterprise, Volusia	54

COVID-19: characteristics of 2,277,470 Florida resident cases

Data through May 27, 2021 verified as of May 28, 2021 at 09:25 AM

Data in this report are provisional and subject to change.

The table below includes the cities and counties of residence for cases in Florida residents based on the patient's ZIP Code. Note that city is not always received as part of the initial notification and may be missing while the case is being investigated.

City and county	Cases
Missing, Santa Rosa	54
Town N Country, Hillsborough	53
Waverly, Polk	52
Orlando, Dade	52
Aloma, Orange	52
Salt Springs, Marion	51
Terra Ceia, Manatee	51
Intercession City, Osceola	51
Palm Beach Shores, Palm Beach	51
Florida International Univ, Dade	50
Missing, Broward	49
Eaton Park, Polk	49
Bayonet Point, Pasco	48
Florence Villa, Polk	48
Missing, Brevard	48
Missing, Hillsborough	47
Ridge Manor, Pasco	47
Cinco Bayou, Okaloosa	47
Kenansville, Osceola	47
Sugarloaf Key, Monroe	46
Village Wellington, Palm Beach	45
Ebro, Washington	45
Miami Shores, Dade	45
North Bay Village, Dade	44
Sewalls Point, Martin	44
Missing, Seminole	44
Orlando, Osceola	44
Gulf Breeze, Escambia	44
Key Colony Beach, Monroe	44
Lacoochee, Pasco	43
Manalapan, Palm Beach	43
Bradley, Polk	43
Pine Hills, Orange	42
Bayshore Gardens, Manatee	42
Hialeah Gardens, Dade	42
Lakeshore, Polk	42
Village Of Wellington, Palm Beach	42
Poinciana, Osceola	41
Cortez, Manatee	41
Florida A And M University, Leon	41
Tice, Lee	40
Saint Johns, Duval	40
Bonaventure, Broward	40
Eloise, Polk	39
Pasadena, Pinellas	39
Univ Of FI Student Dorms, Alachua	39
Lealman, Pinellas	39
Davenport, Osceola	39
Westlake, Palm Beach	39
Jupiter, Martin	39
Ponte Vedra, Duval	38
Bay Pines, Pinellas	38
Highland Beach, Palm Beach	37
Venus, Highlands	37
Lulu, Columbia	37
Orlando, Volusia	37
Orlando, Broward	37
Pine Castle, Orange	36
Homeland, Polk	36

COVID-19: characteristics of 2,277,470 Florida resident cases

Data through May 27, 2021 verified as of May 28, 2021 at 09:25 AM

Data in this report are provisional and subject to change.

The table below includes the cities and counties of residence for cases in Florida residents based on the patient's ZIP Code. Note that city is not always received as part of the initial notification and may be missing while the case is being investigated.

City and county	Cases
Palm Shores, Brevard	35
Orlando, Polk	35
Dowling Park, Suwannee	34
Hallandale Beach, Broward	34
Flemington, Marion	34
Siesta Key, Sarasota	34
Sydney, Hillsborough	34
City Of Westlake, Palm Beach	34
Alturas, Polk	34
Little Torch Key, Monroe	33
Indian Lake Estates, Polk	33
Missing, Citrus	32
Homosassa Springs, Citrus	32
South Palm Beach, Palm Beach	32
Mcintosh, Marion	32
Kinard, Calhoun	32
Bagdad, Santa Rosa	32
Wekiva Springs, Seminole	32
Palmdale, Glades	31
Penney Farms, Clay	31
Westchase, Hillsborough	31
Nocatee, Desoto	31
Saint Marks, Wakulla	30
Missing, Manatee	30
Hawthorne, Putnam	30
Pembroke Park, Broward	30
Missing, Indian River	29
Archer, Levy	29
Chokoloskee, Collier	29
Horseshoe Beach, Dixie	29
Bonita Springs, Collier	29
Sparr, Marion	28
Caryville, Holmes	28
Tangerine, Orange	28
New Smyrna, Volusia	28
Balm, Hillsborough	27
Orange Lake, Marion	27
Florida State, Leon	27
Long Key, Monroe	27
Redington Shores, Pinellas	26
Loughman, Polk	26
Labelle, Glades	26
Paxton, Walton	26
Earleton, Alachua	26
Wabasso, Indian River	26
Fort Lauderdale, Dade	26
Orlando, Hillsborough	26
Tioga, Alachua	26
Missing, Monroe	25
Missing, Escambia	25
Pensacola Beach, Santa Rosa	25
Yankeetown, Levy	25
South Miami Heights, Dade	25
La Crosse, Alachua	25
Buckingham, Lee	25
Bostwick, Putnam	24
Goulds, Dade	24
Santa Fe, Alachua	24
Union Park, Orange	24

COVID-19: characteristics of 2,277,470 Florida resident cases

Data through May 27, 2021 verified as of May 28, 2021 at 09:25 AM

Data in this report are provisional and subject to change.

The table below includes the cities and counties of residence for cases in Florida residents based on the patient's ZIP Code. Note that city is not always received as part of the initial notification and may be missing while the case is being investigated.

City and county	Cases
Boca Raton, Broward	24
Champions Gate, Polk	23
Citrus Ridge, Indian River	23
Laud-By-The-Sea, Broward	23
Missing, Okaloosa	23
Ramrod Key, Monroe	22
Jensen Beach, St. Lucie	22
Mango, Hillsborough	22
Kissimmee, Orange	22
Parker, Bay	22
Crystal Springs, Pasco	22
Bonifay, Washington	22
Florida Dept Of Corrections, Union	22
Fort Ogden, Desoto	22
Wausau, Washington	22
Plymouth, Orange	22
Branford, Lafayette	22
Mexico Beach, Gulf	22
Florida International University, Dade	22
Sun City, Hillsborough	21
Perdido Key, Escambia	21
Florida State Univ Admin, Leon	21
Everglades City, Collier	21
Golden Oak, Orange	21
Candler, Marion	21
Lake Como, Putnam	21
Missing, Collier	21
Trenton, Levy	21
Lowell, Marion	20
Brooksville, Pasco	20
Hollywood, Dade	20
Nalcrest, Polk	20
Indian River Shores, Indian River	20
Goodland, Collier	20
Webster, Hernando	19
Gulf Stream, Palm Beach	19
Babcock Ranch, Lee	19
High Springs, Gilchrist	19
Maxville, Duval	19
Tallevast, Manatee	19
Johns Pass Village, Pinellas	19
Lake Buena Vista, Orange	19
Miami Gardens, Broward	19
Orlando, Palm Beach	19
Wildlight, Nassau	19
Otter Creek, Levy	18
Forest City, Orange	18
Hialeah, Broward	18
Trilby, Pasco	18
Belleair Bluffs, Pinellas	18
West Panama City Beach, Bay	18
Babcock Ranch, Charlotte	18
Lakewood Ranch, Sarasota	18
Hillsboro Beach, Broward	18
Nichols, Polk	18
Mount Dora, Orange	18
Missing, Bay	17
Graham, Bradford	17
Missing, Martin	17

COVID-19: characteristics of 2,277,470 Florida resident cases

Data through May 27, 2021 verified as of May 28, 2021 at 09:25 AM

Data in this report are provisional and subject to change.

The table below includes the cities and counties of residence for cases in Florida residents based on the patient's ZIP Code. Note that city is not always received as part of the initial notification and may be missing while the case is being investigated.

City and county	Cases
Braden River, Manatee	17
Shady Hills, Pasco	17
Hutchinson Island, St. Lucie	17
Gulf Hammock, Levy	17
Graceville, Holmes	17
Lake Monroe, Seminole	17
Winter Garden, Lake	17
Daytona Beach Shores, Volusia	17
Deer Island, Lake	17
Wewahitchka, Calhoun	16
Lake City, Suwannee	16
Woodville, Leon	16
Miami, Unknown	16
Eau Gallie, Brevard	16
Saint Lucie West, St. Lucie	16
Watersound, Walton	16
Hernando Beach, Hernando	16
White Springs, Columbia	16
Suwannee, Dixie	16
Dade City, Hernando	16
Village Of Palmetto Bay, Dade	15
Indian Creek Village, Dade	15
Orlando, Lake	15
Orlando, Pinellas	15
Murdock, Charlotte	14
Choctaw Beach, Okaloosa	14
Captiva, Lee	14
Kingsley Lake, Bradford	14
Copeland, Collier	14
Los Angeles, Dade	14
Wahneta, Polk	14
Durant, Hillsborough	14
Laurel Hill, Walton	14
Virginia Gardens, Dade	14
Mount Plymouth, Lake	13
Elfers, Pasco	13
Holder, Citrus	13
Roseland, Indian River	13
Gonzalez, Escambia	13
Steinhatchee, Dixie	13
Umatilla, Marion	13
Grandin, Putnam	13
Missing, Sarasota	13
Long Boat Key, Manatee	13
Orlando, Brevard	13
Saint George Island, Franklin	13
Unknown, Dade	13
Redington Beach, Pinellas	13
Alys Beach, Bay	13
Fort Charlotte, Charlotte	13
Gibsonia, Polk	12
East Lake, Marion	12
Goldenrod, Seminole	12
Naples, Lee	12
Missing, Nassau	12
Pensacola Beach, Escambia	12
Rosemary Beach, Walton	12
Leisure City, Dade	12
Citrus Hills, Citrus	12

COVID-19: characteristics of 2,277,470 Florida resident cases

Data through May 27, 2021 verified as of May 28, 2021 at 09:25 AM

Data in this report are provisional and subject to change.

The table below includes the cities and counties of residence for cases in Florida residents based on the patient's ZIP Code. Note that city is not always received as part of the initial notification and may be missing while the case is being investigated.

City and county	Cases
Missing, Putnam	12
Greenville, Taylor	12
Fanning Springs, Gilchrist	12
Day, Lafayette	11
Cypress, Jackson	11
Sea Ranch Lakes, Broward	11
Deerfield Beach, Palm Beach	11
Missing, Polk	11
University Park, Manatee	11
Saint Augustine Beach, St. Johns	10
Worthington Springs, Union	10
Telogia, Liberty	10
Missing, Taylor	10
Barberville, Volusia	10
Innovation, Pasco	10
Haines Creek, Lake	10
Forest City, Seminole	10
Ozona, Pinellas	10
Ybor City, Hillsborough	10
Rubonia, Manatee	10
Seacrest, Walton	10
Briny Breezes, Palm Beach	10
Basinger, Okeechobee	10
East Rockland Key, Monroe	10
Nobleton, Hernando	10
Perrine, Dade	10
Orlando, Leon	10
Orlando, Duval	10
Saint Augustine, Duval	9
West Delray Beach, Palm Beach	9
High Springs, Columbia	9
Grant Valkaria, Brevard	9
Lloyd, Jefferson	9
Lamont, Madison	9
Keystone Heights, Bradford	9
Cottondale, Washington	9
Scottsmoor, Brevard	9
Palma Sola, Manatee	9
Pine Ridge, Citrus	9
Beverly Beach, Flagler	9
Putnam Hall, Putnam	9
Fairfield, Marion	9
Ferndale, Lake	9
Missing, Jackson	9
Indian Shores, Pinellas	8
Cross Creek, Alachua	8
Quail Heights, Dade	8
Palm City, St. Lucie	8
Seybold, Dade	8
White City, Gulf	8
Missing, Clay	8
Jerome, Collier	8
Ridge Manor Estates, Sumter	8
Ponce De Leon, Walton	8
Anastasia Island, St. Johns	8
Salem, Taylor	8
Oneco, Manatee	8
Orange Springs, Marion	8
Weirsdale, Lake	8

COVID-19: characteristics of 2,277,470 Florida resident cases

Data through May 27, 2021 verified as of May 28, 2021 at 09:25 AM

Data in this report are provisional and subject to change.

The table below includes the cities and counties of residence for cases in Florida residents based on the patient's ZIP Code. Note that city is not always received as part of the initial notification and may be missing while the case is being investigated.

City and county	Cases
Evinston, Alachua	8
Missing, Unknown	7
Inglis, Citrus	7
Fernandina, Nassau	7
Missing, Flagler	7
Orange Park, Duval	7
Port Saint John, Brevard	7
Clarcona, Orange	7
Orlando, Pasco	7
Longboat Key, Sarasota	7
Morrison, Marion	7
Dearborn, Dade	7
Duck Key, Monroe	7
Missing, Walton	7
Labelle, Lee	7
Switzerland, St. Johns	7
Maitland, Volusia	7
Aripeka, Pasco	7
Deland, Lake	7
Valkaria, Brevard	7
Orlando, Alachua	7
River Ranch, Polk	7
Niceville, Walton	7
Okeechobee, Glades	7
Punta Gorda, Lee	6
Holt, Santa Rosa	6
Inlet Beach, Bay	6
Missing, Leon	6
Missing, Hernando	6
Orlando, Flagler	6
Orlando, Marion	6
Oklawaha, Marion	6
Shady Grove, Taylor	6
Sunny Hills, Washington	6
Missing, Highlands	6
Port Salerno, Martin	6
Winter Park, Polk	6
Winderemere, Orange	6
Lake Worth, Broward	6
Maitland, Hillsborough	6
Grove City, Charlotte	6
Eglin, Okaloosa	6
Coco River, Collier	6
Bruce, Holmes	6
Cape Haze, Charlotte	6
Miramar, Dade	6
Missing, Osceola	6
Newberry, Gilchrist	6
San Carlos Park, Lee	6
Glenwood, Volusia	6
Miccosukee, Leon	6
Orchid, Indian River	6
Point Washington, Walton	6
Mayport Naval Station, Duval	6
Lake Butler, Bradford	6
Maitland, Osceola	6
Bradenton, Sarasota	6
Ocoee, Lake	6
Okeechobee, Martin	5

COVID-19: characteristics of 2,277,470 Florida resident cases

Data through May 27, 2021 verified as of May 28, 2021 at 09:25 AM

Data in this report are provisional and subject to change.

The table below includes the cities and counties of residence for cases in Florida residents based on the patient's ZIP Code. Note that city is not always received as part of the initial notification and may be missing while the case is being investigated.

City and county	Cases
Orlando, Manatee	5
Pompano Beach, Palm Beach	5
Passport, Unknown	5
Wakulla Springs, Wakulla	5
Cypress Gardens, Polk	5
Island Grove, Alachua	5
Jonesville, Alachua	5
Missing, Alachua	5
Bonnie, Dade	5
Alys Beach, Walton	5
Delray Beach, Broward	5
Seacrest, Bay	5
Williston, Marion	5
North Fort Myers, Charlotte	5
Okeechobee, Osceola	5
Fort Lauderdale, Palm Beach	5
Jacksonville Naval Air Station, Duval	5
Bayou George, Bay	5
Boynton Beach, Broward	5
Ebro, Bay	5
Highland Park, Polk	5
Los Angeles, Broward	5
Westchester, Dade	5
Melrose, Bradford	5
Mid Florida, Seminole	5
Ocean Breeze, Martin	5
Missing, Columbia	5
Milton, Escambia	5
Jacksonville, Clay	5
Greenville, Jefferson	5
Mayport, Duval	5
Clermont, Polk	5
Pass, Unknown	5
Stuart, St. Lucie	5
Lake Geneva, Clay	5
Miami, Palm Beach	5
Live Oak, Madison	4
Loxahatchee Groves, Palm Beach	4
West Bradenton, Manatee	4
Marina Del Rey, Dade	4
Lake Harbor, Palm Beach	4
Glen Ridge, Palm Beach	4
Coconut Creek, Palm Beach	4
Orem, Palm Beach	4
Jacksonville, Dade	4
Arcadia, Hillsborough	4
Branford, Gilchrist	4
Champions Gate, Osceola	4
Clewiston, Palm Beach	4
Conch Key, Monroe	4
Melrose, Clay	4
Sharpes, Brevard	4
Sugarloaf, Monroe	4
Wacissa, Jefferson	4
Lamont, Taylor	4
Lazy Lake, Broward	4
Sandestin, Walton	4
Pompano Beach, Dade	4
El Jobean, Charlotte	4

COVID-19: characteristics of 2,277,470 Florida resident cases

Data through May 27, 2021 verified as of May 28, 2021 at 09:25 AM

Data in this report are provisional and subject to change.

The table below includes the cities and counties of residence for cases in Florida residents based on the patient's ZIP Code. Note that city is not always received as part of the initial notification and may be missing while the case is being investigated.

City and county	Cases
Bella Collina, Lake	4
Hinsdale, Manatee	4
International Service Center, Dade	4
Indian Rock Beach, Pinellas	4
Cape San Blas, Gulf	4
Bowling Green, Polk	4
North Miami Beach, Broward	4
Monticello, Madison	3
Plantation Key, Monroe	3
Samoset, Manatee	3
Vernon, Bay	3
Apopka, Lake	3
Crestview, Walton	3
Cross Key, Monroe	3
Fernandina Beach, Duval	3
Fpo, Duval	3
Green Cove Springs, Duval	3
Mayport Naval Housing, Duval	3
Julington Creek, St. Johns	3
Jupiter Island, Martin	3
Kathleen, Pasco	3
Ocean Reef Club, Monroe	3
Missing, Washington	3
Mims, Volusia	3
Miami Beach, Unknown	3
Marco Island, Lee	3
Alford, Washington	3
Altamonte Springs, Orange	3
Orlando, Escambia	3
Pass-A-Grille, Pinellas	3
Port St. Lucie, St. Lucie	3
Vero Beach, St. Lucie	3
Winter Park, Volusia	3
Land O Lakes, Hillsborough	3
Lady Lake, Marion	3
Milligan, Okaloosa	3
Jacksonville , Duval	3
Homeless, Hillsborough	3
Ft Pierce, St. Lucie	3
Brooklyn, Broward	3
Westville, Walton	3
Orlo Vista, Orange	3
Pembroke Lakes, Broward	3
Sorrento, Orange	3
Stuart, Palm Beach	3
University Of Central Fl, Hillsborough	3
Jacksonville, Alachua	3
Marina Del Rey, Broward	3
Coraopolis, Citrus	3
Chicago, Lee	3
Bristol, Calhoun	3
Aventura, Broward	3
Inverness, Polk	3
Pass, Dade	3
Vero Beach, Brevard	3
Pp, Dade	3
Woodside, Broward	3
Wimauma, Manatee	3
Brewton, Escambia	3

COVID-19: characteristics of 2,277,470 Florida resident cases

Data through May 27, 2021 verified as of May 28, 2021 at 09:25 AM

Data in this report are provisional and subject to change.

The table below includes the cities and counties of residence for cases in Florida residents based on the patient's ZIP Code. Note that city is not always received as part of the initial notification and may be missing while the case is being investigated.

City and county	Cases
Apopka, Broward	3
Lanark Village, Franklin	3
Maitland, Polk	3
Miami Shores, Broward	3
Pineland, Lee	3
Redland, Dade	3
Tampa Palms, Hillsborough	3
Tampa, Pinellas	3
Tarpon Springs, Pasco	3
Winter Garden, Seminole	3
Clermont, Orange	3
Ludlam, Dade	3
Laurel, Sarasota	3
West Palm Beach, Broward	3
Wildwood, Marion	3
Village Of Golf, Palm Beach	3
Saint Augusaintine Beach, St. Johns	3
Port Saint Lucie, Martin	3
Palm Coast, Volusia	3
Saint Petersburg, Hillsborough	3
Opa Locka, Broward	3
Loxahatchee, Broward	3
Lynbrook, Broward	3
Miami, Orange	3
Lake City, Duval	3
Lakeland, Hillsborough	3
Immokalee, Lee	3
Hallandale Beach, Dade	3
Bradington, Manatee	3
Blountstown, Liberty	3
Blountstown, Jackson	2
Alligator Point, Franklin	2
Crawfordville, Leon	2
Eatonville, Lake	2
Lawtey, Union	2
Lehigh Acres, Dade	2
Miami, Hillsborough	2
Lutz, Pinellas	2
Los Angeles, Okaloosa	2
Louisville, Manatee	2
Orange City, Seminole	2
None, Dade	2
Navarre, Okaloosa	2
Mount Pleasant, Gadsden	2
Phoenix, Lake	2
Seven Springs, Pasco	2
Upper Key Largo, Monroe	2
University Of Central Florida, Brevard	2
West Villages, Sarasota	2
Zellwood, Lake	2
Lecanto, Marion	2
Lake Helen, Orange	2
Maitland, Leon	2
Melrose, Alachua	2
Fort Pierce, Martin	2
Fort Myers, Collier	2
Doctors Inlet, Clay	2
Bronx, Seminole	2
Bonifay, Jackson	2

COVID-19: characteristics of 2,277,470 Florida resident cases

Data through May 27, 2021 verified as of May 28, 2021 at 09:25 AM

Data in this report are provisional and subject to change.

The table below includes the cities and counties of residence for cases in Florida residents based on the patient's ZIP Code. Note that city is not always received as part of the initial notification and may be missing while the case is being investigated.

City and county	Cases
Bonnie, Duval	2
Bonnie, Sarasota	2
West Palm Beach, Dade	2
Weston, Dade	2
Winter Park, Leon	2
Orlando, Charlotte	2
Palm Springs North, Dade	2
St John, Broward	2
Olustee, Baker	2
Orlando, Santa Rosa	2
Maitland, Lake	2
Killarney, Orange	2
Jan Phyl Village, Polk	2
Hialeah Lakes, Dade	2
Hialeah, Orange	2
Moore Haven, Hendry	2
Naples, Broward	2
Cassadaga, Volusia	2
Fort Walton Beach, Walton	2
Duke Field Air Force Station, Okaloosa	2
Dunnellon, Levy	2
University Of Central Florida, Palm Beach	2
University Of Central Florida, Pinellas	2
Yalhala, Lake	2
Pp, Unknown	2
Provo, Broward	2
Pensacola, Santa Rosa	2
Ridge Manor, Hernando	2
Sumatra, Liberty	2
West Point, Lee	2
University Of Central Florida, Broward	2
Orlando, Okaloosa	2
Saint Teresa, Wakulla	2
Miamt, Dade	2
North Miami, Broward	2
Knoxville, Escambia	2
Maitland, Pasco	2
Homeless, Dade	2
Florida Power & Light Co, Dade	2
Amelia City, Nassau	2
Alligator Point, Wakulla	2
Casselberry, Orange	2
Dfafs, Okaloosa	2
Longview, Dade	2
Jacksonville Naval Hospital, Duval	2
Hosford, Calhoun	2
Yeehaw, Okeechobee	2
Tampa, Hernando	2
Noma, Holmes	2
Sebring, Desoto	2
Saint Lucie Village, St. Lucie	2
Ormond Beach, Flagler	2
Pembroke Pines, Dade	2
Northport, Sarasota	2
Sutton, Pasco	2
Saint Marys, Nassau	2
Port Saint Lucie, Palm Beach	2
Red Bay, Holmes	2
Woodstock, Lee	2

COVID-19: characteristics of 2,277,470 Florida resident cases

Data through May 27, 2021 verified as of May 28, 2021 at 09:25 AM

Data in this report are provisional and subject to change.

The table below includes the cities and counties of residence for cases in Florida residents based on the patient's ZIP Code. Note that city is not always received as part of the initial notification and may be missing while the case is being investigated.

City and county	Cases
Windermere, Lake	2
West Lafayette, Broward	2
Tequesta, Martin	2
Town Of Nocatee, St. Johns	2
Bay Harbor Islands, Unknown	2
Alachua, Duval	2
Carl Fisher, Dade	2
Cross City, Taylor	2
Fort Lauderdale, Alachua	2
Inwood, Broward	2
Jupiter, Dade	2
Micanopy, Marion	2
Winter Springs, Orange	2
Windermere, Hillsborough	2
Union, Manatee	2
University Of Central Fl, Seminole	2
Tampa, Duval	2
Venice, Dade	2
Sand Lake, Orange	2
Swansea, Lee	2
Okeechobee, Highlands	2
Pompano Beach, Osceola	2
Port Charlotte, Lee	2
At Large, Broward	2
Boys Ranch, Suwannee	2
Eatonville, Polk	2
Miami, Martin	2
New Port Richey, Hillsborough	2
Long Beach, Orange	2
Labelle, Collier	2
Jena, Taylor	2
Fort Pierce, Brevard	2
Marysville, Dade	2
Lake Clarke Shores, Palm Beach	2
Fl State Univ Student, Leon	2
Defuniak Springs, Okaloosa	2
Cibolo, Orange	2
Claysville, Hernando	2
Crescent Beach, Sarasota	2
Callahan, Duval	2
Tampa, Broward	2
Tarpon Springs, Hillsborough	2
South Miami, Broward	2
Port Canaveral, Brevard	2
Monument, Broward	2
Orlando, St. Lucie	2
Orlando, Walton	1
Oviedo, Lake	1
Orlando, St. Johns	1
Ocala, Duval	1
Orem, Dade	1
Orlando, Citrus	1
Orlando, Collier	1
Orlando, Hernando	1
Morrisville, Palm Beach	1
Myrtle Beach, Broward	1
Nashville, Palm Beach	1
North Brunswick, St. Lucie	1
North Grafton, Dade	1

COVID-19: characteristics of 2,277,470 Florida resident cases

Data through May 27, 2021 verified as of May 28, 2021 at 09:25 AM

Data in this report are provisional and subject to change.

The table below includes the cities and counties of residence for cases in Florida residents based on the patient's ZIP Code. Note that city is not always received as part of the initial notification and may be missing while the case is being investigated.

City and county	Cases
Notrealville, Polk	1
Rye, Palm Beach	1
Saint Petersburg, Bay	1
St Cloud, Orange	1
St Helena Is, Dade	1
Statenville, Suwannee	1
Plantation, Leon	1
Pooler, Broward	1
Pensacola, Dade	1
Panomo City, Bay	1
Parrish, Sarasota	1
Ridgewood, Lee	1
Roayl Palm Beach, Palm Beach	1
Roseville, Broward	1
Punta Gorda, Sarasota	1
Putnam, Putnam	1
Tinley Park, Manatee	1
Twentynine Palms, Broward	1
Waukesha, Volusia	1
Unknown, Manatee	1
Vernon, Walton	1
Whippany, Volusia	1
Xifamk, Dade	1
Wilmington, Charlotte	1
Windermere, Alachua	1
Winfield, Hillsborough	1
Winter Garden, Unknown	1
Winter Park, Brevard	1
Buffalo, Dade	1
Canton, Duval	1
Brunswick, Polk	1
Bryceville, Duval	1
Bradentom, Manatee	1
Bradenton, Lee	1
Boca Raton, Dade	1
Boca Raton, Madison	1
Bogota, Unknown	1
Bal Harbour, Broward	1
Atlanta, Walton	1
Attalla, Broward	1
Auburn, Palm Beach	1
Autaugaville, Broward	1
Apopka, Volusia	1
Alachua, Suwannee	1
Alafaya, Broward	1
Alafaya, Pinellas	1
Crestview, Broward	1
Clearwater, Leon	1
Charlotte, Alachua	1
Crystal River, Marion	1
Dalecity, Okaloosa	1
Daytona Beach, Orange	1
Deerfield Beach, Polk	1
Dona Vista, Lake	1
East Setauket, Palm Beach	1
El Dorado, Palm Beach	1
Fayetteville, Broward	1
Fellsmere, Brevard	1
Florida City, Unknown	1

COVID-19: characteristics of 2,277,470 Florida resident cases

Data through May 27, 2021 verified as of May 28, 2021 at 09:25 AM

Data in this report are provisional and subject to change.

The table below includes the cities and counties of residence for cases in Florida residents based on the patient's ZIP Code. Note that city is not always received as part of the initial notification and may be missing while the case is being investigated.

City and county	Cases
Fort Lauderdale, Collier	1
Fort Myers, Alachua	1
Fleming Island, Duval	1
Glen Saint Mary, Duval	1
Golf, Palm Beach	1
Gainesville, Levy	1
Greensboro, Leon	1
Great Neck, Dade	1
Jacksonville, Baker	1
Jacksonville, Marion	1
Jupiter Inlet, Palm Beach	1
Holiday, Hillsborough	1
Immokalee, Walton	1
Lake Forest, Collier	1
Key West, Palm Beach	1
Kilgore, Dade	1
Land O Lakes, Unknown	1
Lawton, Okaloosa	1
Levittown, Palm Beach	1
Lima, Manatee	1
Lima, Volusia	1
Macclenny, Dixie	1
Madison, Jefferson	1
Maitland, Collier	1
Merrick, Palm Beach	1
Metter, Manatee	1
Miami, Osceola	1
Miamiardens, Unknown	1
Miamksaohes, Dade	1
Mokena, Lee	1
Indianapolis, Lee	1
Jupiter, Pinellas	1
Kansas City, Palm Beach	1
Los Angeles, Orange	1
Maitland, Palm Beach	1
Lake In The Hills, Broward	1
Litchfield Park, Monroe	1
Littleton, St. Johns	1
Newaygo, Charlotte	1
North Port, Charlotte	1
Na, Dade	1
Naples, Unknown	1
New Canaan, Dade	1
Milford, Bay	1
Milford, Unknown	1
Melbourne, Volusia	1
Marianna, Leon	1
Marianna, Washington	1
Mary Esther, Hillsborough	1
Marathon Shores, Monroe	1
Mattoon, Lee	1
Eureka, Flagler	1
Evansville, Citrus	1
Denton, Broward	1
Destin, Bay	1
Dpo, Dade	1
Crescent City, Marion	1
Commerce Township, Manatee	1
Crawfordville, Alachua	1

COVID-19: characteristics of 2,277,470 Florida resident cases

Data through May 27, 2021 verified as of May 28, 2021 at 09:25 AM

Data in this report are provisional and subject to change.

The table below includes the cities and counties of residence for cases in Florida residents based on the patient's ZIP Code. Note that city is not always received as part of the initial notification and may be missing while the case is being investigated.

City and county	Cases
Fort Lauderdale, Lee	1
Fort Myers, Polk	1
Fort Worth, Broward	1
Franklin, Orange	1
Frostproof, Highlands	1
Gainesville, Palm Beach	1
Gainesville, Santa Rosa	1
Glens Falls, Broward	1
Gwynn Oak, Polk	1
Brewster, Palm Beach	1
Brownsville, Escambia	1
Bryant, Palm Beach	1
Bonnie, St. Johns	1
Clearwater, Hillsborough	1
Coal City, Pasco	1
Celebration, Orange	1
Chicago, Broward	1
Austin, Dade	1
Apo, Collier	1
Big Torch Key, Monroe	1
Black, Holmes	1
Boca Raton, Lee	1
8852 Teacher Ln, Pasco	1
Addison, Pasco	1
Apopka, Citrus	1
Apopka, Hillsborough	1
Arabi, Orange	1
Port Saint Lucie, Marion	1
Roswell, Bay	1
Royal Palm, Palm Beach	1
Ruskin, Dade	1
Ruskin, Manatee	1
Saginaw, Broward	1
Panama City Beach, Broward	1
Pittsburgh, Alachua	1
Playa Del Rey, Palm Beach	1
Plymouth, Pasco	1
Opa Locka, Orange	1
Pensacola Naval Hospital, Escambia	1
Oviedo, Orange	1
Pace, Escambia	1
Painted Post, Pasco	1
Palatka, Marion	1
Tampa, Citrus	1
Surfside Beach, Orange	1
Summerdale, Escambia	1
Sun City Center, Lee	1
Temple, Palm Beach	1
Unknown, Duval	1
Upland, Manatee	1
Valrico, Polk	1
Scottsdale, Brevard	1
Scottsdale, Palm Beach	1
St Peterburg, Orange	1
Staten Island, Broward	1
Stiamk, Dade	1
Saint Charles, Orange	1
Saint Petersburg, Duval	1
Saint Petersburg, Manatee	1

COVID-19: characteristics of 2,277,470 Florida resident cases

Data through May 27, 2021 verified as of May 28, 2021 at 09:25 AM

Data in this report are provisional and subject to change.

The table below includes the cities and counties of residence for cases in Florida residents based on the patient's ZIP Code. Note that city is not always received as part of the initial notification and may be missing while the case is being investigated.

City and county	Cases
Wabasha, Clay	1
West Hollywood, Broward	1
Wekiwa Springs, Orange	1
Wakefield, Broward	1
Waverly, Duval	1
Winnetka, Dade	1
Winter Garden, Osceola	1
Winter Haven, Leon	1
Winter Haven, Osceola	1
Winter Park, Duval	1
Winter Park, Palm Beach	1
Winter Springs, Polk	1
Youngstown, Washington	1
Wildwood, Lee	1
Willington, Lee	1
Milford, Lee	1
Mckinney, Broward	1
Miamc, Dade	1
Matawan, Palm Beach	1
Missing, Levy	1
Missing, Okeechobee	1
Monroe Township, Palm Beach	1
Monroe, Lee	1
Moore Haven, Okeechobee	1
Lake Butler, Alachua	1
Ldhl, Broward	1
Las Vegas, Palm Beach	1
Longwood, Volusia	1
Leesburg, Seminole	1
Lehigh Acres, Collier	1
Lincoln, St. Lucie	1
Little Neck, Lee	1
Jupiter, St. Lucie	1
Kenilworth, Leon	1
Irvine, Marion	1
Istachatta, Hernando	1
Jacksonville, Orange	1
Jefferson, Dade	1
Jonesboro, Leon	1
Key West, Duval	1
Kingsland, Nassau	1
Knoxville, Bay	1
Homeless, Monroe	1
Homeless, Pinellas	1
Howell, Dade	1
Hudson, Hernando	1
Hoclywsod, Dade	1
Holiday, Pinellas	1
Intrcsion Cty, Osceola	1
Inverness, Marion	1
Indian Rocks Beach, Duval	1
Indiantown, Palm Beach	1
Inglewood, Sarasota	1
Fort Lauderdale, Leon	1
Fort Myers, Sarasota	1
Fort Pierce, Palm Beach	1
Fort White, Clay	1
Erie, Monroe	1
Fisher Island, Unknown	1

COVID-19: characteristics of 2,277,470 Florida resident cases

Data through May 27, 2021 verified as of May 28, 2021 at 09:25 AM

Data in this report are provisional and subject to change.

The table below includes the cities and counties of residence for cases in Florida residents based on the patient's ZIP Code. Note that city is not always received as part of the initial notification and may be missing while the case is being investigated.

City and county	Cases
Dayton, Lake	1
Daytona Beach, Pinellas	1
East Palatka, Hillsborough	1
Eastpoint, Leon	1
Deltona, Seminole	1
Downingtown, Broward	1
Downingtown, Hillsborough	1
Dpo, Santa Rosa	1
Garden City, Alachua	1
Gaylord, Orange	1
Goodrich, Charlotte	1
Gotcha, Orange	1
Greensburg, Palm Beach	1
Harpers Ferry, Palm Beach	1
Haines City, Osceola	1
Hernando, Marion	1
Hialeah, Collier	1
Helen, Bay	1
Dallas, Hernando	1
Dearborn, Broward	1
Deer Park, Dade	1
Deerfield, Dade	1
Deland, Seminole	1
Carmel, Orange	1
Cedar Springs, Hernando	1
Caracas, Dade	1
Alpharetta, Broward	1
O, Manatee	1
Acworth, Okaloosa	1
Apopka, Clay	1
Asheville, Highlands	1
Astoria, Broward	1
Atmore, Escambia	1
Bartow, Hardee	1
Bel Air, Collier	1
Berryton, Palm Beach	1
Brooklyn, Dade	1
Brooklyn, Lee	1
Bonnie, Broward	1
Boston, Broward	1
Troy, Manatee	1
Unkn, Duval	1
Venetian Islands, Dade	1
Topsham, Manatee	1
Sunbright, Palm Beach	1
West Yarmouth, St. Lucie	1
West Apim Beach, Palm Beach	1
Waipahu, Santa Rosa	1
Ward, Polk	1
Wellborn, Columbia	1
Winter Garden, Duval	1
Woodbine, Nassau	1
Yulee, St. Johns	1
Zephyrhills, Hillsborough	1
Rileyville, Flagler	1
Prattville, Hillsborough	1
Prestonsburg, Bay	1
Quincy, Jackson	1
Rapid City, Broward	1

COVID-19: characteristics of 2,277,470 Florida resident cases

Data through May 27, 2021 verified as of May 28, 2021 at 09:25 AM

Data in this report are provisional and subject to change.

The table below includes the cities and counties of residence for cases in Florida residents based on the patient's ZIP Code. Note that city is not always received as part of the initial notification and may be missing while the case is being investigated.

City and county	Cases
Saint Petersburg, Polk	1
Saint Joseph, Volusia	1
Russellville, Bay	1
Sagamore Beach, Charlotte	1
Saint Augustine, Broward	1
Saint Cloud, Palm Beach	1
Sweetwater, Manatee	1
Syracuse, Polk	1
Tallahassee, Dade	1
Tamarac, Dade	1
Tavares, Orange	1
Suitland, Volusia	1
San Antonio, Orange	1
Seminole, Leon	1
Shirley, Flagler	1
Oakland, Lee	1
Oldsmar, Hillsborough	1
Olean, Alachua	1
North Palm Beach, Orange	1
Myakka City, Sarasota	1
New Middletown, Hillsborough	1
New Port Richey, Pinellas	1
Newberry, Marion	1
Newtown, Lake	1
Petersburg, Manatee	1
Piassa, Putnam	1
Palmetto, Pasco	1
Parma, Manatee	1
Pass-A-Grille Beach, Pinellas	1
Other, Dade	1
Palmetto Bay, Palm Beach	1
Pembroke Pines, Orange	1
Pensacola, Sumter	1
Paducah, Manatee	1
Perth Amboy, Hillsborough	1
Port Orange, Brevard	1
Powell, Lee	1
Randolph, Orange	1
Rivera Beach, Palm Beach	1
Oldsra, Manatee	1
Orlando, Jackson	1
Orlando, Lee	1
Ocala, Citrus	1
Ocoee, Unknown	1
Odessa, Dade	1
Newberry, Levy	1
New Vernon, Palm Beach	1
Saint Petersburg, Charlotte	1
Saint Augustine, Flagler	1
Seffener, Hillsborough	1
Seminole, Lee	1
Sanford, Orange	1
South Hempstead, Alachua	1
Sunrtise, Dade	1
Tallahassee, Madison	1
Tallahassee, Pinellas	1
Stratford, Broward	1
Toms River, Lee	1
Tourist, Dade	1

COVID-19: characteristics of 2,277,470 Florida resident cases

Data through May 27, 2021 verified as of May 28, 2021 at 09:25 AM

Data in this report are provisional and subject to change.

The table below includes the cities and counties of residence for cases in Florida residents based on the patient's ZIP Code. Note that city is not always received as part of the initial notification and may be missing while the case is being investigated.

City and county	Cases
White Plains, Broward	1
Whites Creek, Leon	1
Windermere, Volusia	1
Wtixrat, Dade	1
University Of Central Florida, Lee	1
Unk, Duval	1
Trenton, Dixie	1
Watersound, Bay	1
Wauchula, Desoto	1
Ventura, Orange	1
Vero Beach, Unknown	1
Hudson, Pinellas	1
Indian Rock Beach, Palm Beach	1
Hoosick Falls, Broward	1
Interlachen, Duval	1
Kaclsonville, Duval	1
Kechi, Orange	1
Fort Myers, Broward	1
Floral, Okaloosa	1
Forestville, Volusia	1
Gainesville, Okaloosa	1
Hiialeahgardens, Dade	1
Hiram, Leon	1
Greenbrier, Bay	1
Greenville, Palm Beach	1
Groveland, Orange	1
Longwood, Broward	1
Lucedale, St. Lucie	1
Mayaguez, Dade	1
Macclenny, Duval	1
Mantua, Broward	1
Kure Beach, Monroe	1
Lakeland, Palm Beach	1
Jacksonville, Nassau	1
Leesburg, Broward	1
Mexico, Orange	1
Missing, Gilchrist	1
Miami Gardens, Unknown	1
Middletown, Osceola	1
Nantucket, Palm Beach	1
Monroe, Hillsborough	1
Dover, Lee	1
Davenport, Lake	1
Dayton, Citrus	1
Dayton, Orange	1
Dearborn Heights, Hillsborough	1
Edgewood, Broward	1
Elkton, Putnam	1
Cincinnati, Dade	1
Chesterfield, Broward	1
Carteret, Polk	1
Connellsville, Highlands	1
Armstrong, St. Johns	1
Atl, Brevard	1
Alva, Escambia	1
Andalusia, Escambia	1
Arcadia, Highlands	1
Baker, Santa Rosa	1
Belleville, Palm Beach	1

COVID-19: characteristics of 2,277,470 Florida resident cases

Data through May 27, 2021 verified as of May 28, 2021 at 09:25 AM

Data in this report are provisional and subject to change.

The table below includes the cities and counties of residence for cases in Florida residents based on the patient's ZIP Code. Note that city is not always received as part of the initial notification and may be missing while the case is being investigated.

City and county	Cases
Belmont, Santa Rosa	1
Blountstown, Broward	1
Bronson, Alachua	1
Brooker, Alachua	1
Brandon, Pinellas	1
Bradenton, Clay	1
Bonita, Lee	1
Bocaraten, Palm Beach	1
Boston, Dade	1
Brewster, Volusia	1
Bryn Mawr, Palm Beach	1
Burkeville, Brevard	1
Camden Wyoming, Duval	1
Boca Raton,, Palm Beach	1
Bear Grass, Palm Beach	1
Azalea Park, Osceola	1
Altamonte, Orange	1
Alva, Collier	1
Amelia Village, Nassau	1
Allentown, Putnam	1
Apple Creek, Citrus	1
Barefoot Beach, Lee	1
Battle Creek, Manatee	1
Avon, Manatee	1
Aventura, Osceola	1
Conifer, Lee	1
Cutler Bay, Broward	1
Clarksboro, Lee	1
Chipley, Holmes	1
Chipley, Jackson	1
Celebration, Palm Beach	1
Chattanooga, Dade	1
Elbow Lake, Palm Beach	1
Everett, Dade	1
Eatonville, Seminole	1
Dale City, Dade	1
Daniel Island, Bay	1
Dunellen, Dade	1
Diamond, Highlands	1
Doral, Broward	1
Fort Denaud, Glades	1
Fort Meyers, Lee	1
Fairless Hills, Broward	1
FI State Lot, Leon	1
Flamingo Lodge, Dade	1
Fortwalton Beach, Okaloosa	1
Garland, Orange	1
Homer, Escambia	1
Hialeah, Unknown	1
Hickory, Lee	1
Havana, Leon	1
Hersey, Pinellas	1
Longwood, Orange	1
Lansdale, Lake	1
Lapeer, Manatee	1
Lehigh Cares, Lee	1
Live Oak, Columbia	1
Loganville, Orange	1
Lake Mary, Lake	1

COVID-19: characteristics of 2,277,470 Florida resident cases

Data through May 27, 2021 verified as of May 28, 2021 at 09:25 AM

Data in this report are provisional and subject to change.

The table below includes the cities and counties of residence for cases in Florida residents based on the patient's ZIP Code. Note that city is not always received as part of the initial notification and may be missing while the case is being investigated.

City and county	Cases
Jeffersonville, Broward	1
Newtown, Dade	1
Ocean City, Broward	1
Old Town, Gilchrist	1
Opa Locka, Polk	1
Orem, Sarasota	1
Oviedo, Leon	1
Middleburg, Duval	1
Midland, Osceola	1
Missing, Hamilton	1
Missing, Wakulla	1
Monterey, Broward	1
Mumford, Manatee	1
N/A, Duval	1
Naples, Alachua	1
Miami, Charlotte	1
Miamii, Dade	1
San Antonio, Dade	1
Sanford, Palm Beach	1
Sebastian, Lake	1
Ridgewood, Broward	1
Riverview, Manatee	1
Rochester, Broward	1
Roseland, Palm Beach	1
Republic, Monroe	1
Richmond, Palm Beach	1
Russellville, Hillsborough	1
Saint Augustine, Okaloosa	1
Pompano Beach, Alachua	1
Porter Ranch, Dade	1
Raiford, Bradford	1
Ponte Vedra Beach, Orange	1
Port Orange , Volusia	1
Port Saint Lucie, Indian River	1
University Of Central Fl, Pasco	1
Union City, Bradford	1
Steinhatchee, Alachua	1
Tower Lakes, Lee	1
Tallahassee, Wakulla	1
Tampa, Escambia	1
Tampa, Manatee	1
Tangerine, Lake	1
Wesley Chapel, Hillsborough	1
Village Of Palm Springs, Palm Beach	1
Virginia Beach, Alachua	1
Wayne, Palm Beach	1
Webster, Pasco	1
Wekiva Springs, Orange	1
Westerville, Hillsborough	1
Wilton Manors, Dade	1
Wilbur By The Sea, Volusia	1
Willowbrook, Lee	1
Wilmington, Pasco	1
Windermere, Okaloosa	1
Winter Garden, Hillsborough	1
Woodland Hills, Brevard	1
Youngstown, Calhoun	1
Yulee, Duval	1
Summerville, Dade	1

COVID-19: characteristics of 2,277,470 Florida resident cases

Data through May 27, 2021 verified as of May 28, 2021 at 09:25 AM

Data in this report are provisional and subject to change.

The table below includes the cities and counties of residence for cases in Florida residents based on the patient's ZIP Code. Note that city is not always received as part of the initial notification and may be missing while the case is being investigated.

City and county	Cases
Tallahassee, Escambia	1
Stockbridge, Leon	1
Sullivans Island, Dade	1
Tinley Park, Lee	1
University Of Central Fl, Dade	1
Telluride, Lee	1
Tampa, Lee	1
Tampa, Polk	1
Riverview, Pinellas	1
Rochester, Lee	1
Rosemary Beach, Bay	1
Saint Cloud, Orange	1
Saint Petersburg, Dade	1
San Juan, Osceola	1
San Pedro Sula, Dade	1
Sandy, Duval	1
Sevierville, Dade	1
South Otselic, Dade	1
Southampton, Palm Beach	1
Plant City, Hendry	1
Plant City, Pinellas	1
Richmond Heights, Dade	1
Ponce, Orange	1
Port Saint Lucie, Duval	1
Pound Ridge, Leon	1
Orlando, Highlands	1
Orem, Nassau	1
Olando, Orange	1
Parlin, Broward	1
Wellington, Broward	1
West Lafayette, Desoto	1
West Simsbury, Collier	1
Windermere, Polk	1
Winter Park, Lake	1
Wayne, Dade	1
Winter, Pinellas	1
Downers Grove, St. Lucie	1
Export, Palm Beach	1
Fort Myers, Lake	1
Felda, Palm Beach	1
Flagler Beach, Volusia	1
Flora, Lee	1
Fruitland Park, Sumter	1
Gainesville, Marion	1
Gastonia, Polk	1
Fresno, Pasco	1
Green, Clay	1
Greensburg, Orange	1
Greenville, Monroe	1
Groveland, Broward	1
Gulf Shores, Escambia	1
Clearwater, Highlands	1
Columbia, Orange	1
Coral Gables, Unknown	1
Crestview, Dade	1
Dade City, Polk	1
Darien, Pasco	1
Delrey Beach, Palm Beach	1
Arcadia, Charlotte	1

COVID-19: characteristics of 2,277,470 Florida resident cases

Data through May 27, 2021 verified as of May 28, 2021 at 09:25 AM

Data in this report are provisional and subject to change.

The table below includes the cities and counties of residence for cases in Florida residents based on the patient's ZIP Code. Note that city is not always received as part of the initial notification and may be missing while the case is being investigated.

City and county	Cases
Aspen, Palm Beach	1
Atl, Broward	1
Atlanta, Broward	1
Aurburndale, Polk	1
Aventura, Unknown	1
Azalea Park, Sarasota	1
Biscayne Park, Broward	1
Alpharetta, Alachua	1
Apalachicola, Leon	1
Brooksville, Columbia	1
Bryn Mawr, Collier	1
Canfield, Duval	1
Naugatuck, Lee	1
Myakka, Duval	1
Newport Beach, Palm Beach	1
North Adams, Manatee	1
North Little Rock, Palm Beach	1
Northville, Broward	1
Ocala, Indian River	1
Ocoee, Broward	1
Ocoee, Polk	1
New Vernon, Sarasota	1
New York, Broward	1
Missing, Hendry	1
Missing, Baker	1
Milford, Palm Beach	1
Minneapolis, Broward	1
Hilliard, Dade	1
Hollywood, Leon	1
Homestead, Monroe	1
Humble, Broward	1
Harrison, Dade	1
Havanna, Gadsden	1
Jacksonville, Flagler	1
Jacksonville, Palm Beach	1
Johns Island, Wakulla	1
Knoxville, Duval	1
Lake City, Volusia	1
Matlacha Island, Lee	1
Melbourne, Dade	1
Melbourne, Orange	1
Miami Beach, Palm Beach	1
Miami Granders, Dade	1
Los Angeles, Polk	1
Lakeland, Pasco	1
Palm Coast, Duval	1
Orlando, Union	1
Ovido, Seminole	1
Oxford, Palm Beach	1
Opalocka, Dade	1
North Canton, Palm Beach	1
Oakland, Leon	1
Ocala, Alachua	1
Okeechobee, St. Lucie	1
Miami, Collier	1
Miami, St. Lucie	1
Marshall, Palm Beach	1
New Richmond, Volusia	1
Steinhatchee, Madison	1

COVID-19: characteristics of 2,277,470 Florida resident cases

Data through May 27, 2021 verified as of May 28, 2021 at 09:25 AM

Data in this report are provisional and subject to change.

The table below includes the cities and counties of residence for cases in Florida residents based on the patient's ZIP Code. Note that city is not always received as part of the initial notification and may be missing while the case is being investigated.

City and county	Cases
Spring Park, Alachua	1
South Burlington, Orange	1
Sarasota, Charlotte	1
Sarasota, Hillsborough	1
Shannon, Collier	1
Soddy Daisy, Broward	1
Soldotna, Broward	1
Saint Cloud, Lee	1
Saint Johns, Orange	1
San Antonio, Sarasota	1
Sanford, Volusia	1
Panama City, Walton	1
Perry, Leon	1
Perth Amboy, Monroe	1
Rio Dell, Volusia	1
Rochelle, Volusia	1
Port Saint Lucie, Orange	1
Princeton, Alachua	1
Provincetown, Collier	1
Winter Park, Osceola	1
Wood River, Polk	1
Worcester, Palm Beach	1
Wheaton, Lee	1
Wilmington, Broward	1
Wesley Chapel, Alachua	1
Umatilla, Alachua	1
University Of Central Florida, Monroe	1
Tampa, Volusia	1
Tangerine, Seminole	1
Tamarac, Seminole	1
Virginia Beach, Hernando	1
Waco, Broward	1
Washington, Broward	1
Tewksbury, Orange	1
Toms River, Dade	1
Winter Park, Alachua	1
Bronx, Broward	1
Carol Stream, Orange	1
Castleberry, Escambia	1
Buffalo, Palm Beach	1
Bryant, Alachua	1
Alanson, Bay	1
Aollywoss, Dade	1
Apo, Pasco	1
Apopka, Flagler	1
Belleair, Hillsborough	1
Bohealia, Lee	1
Blowing Rock, Polk	1
Dorchester, Orange	1
Estero, Collier	1
Fanning Springs, Levy	1
Felton, Manatee	1
Deland, Polk	1
Cumberland, Palm Beach	1
Dade City, Hillsborough	1
Dallas, Lee	1
De Leon Springs, Putnam	1
Dearborn, Lee	1
Clear Brook, Lee	1

COVID-19: characteristics of 2,277,470 Florida resident cases

Data through May 27, 2021 verified as of May 28, 2021 at 09:25 AM

Data in this report are provisional and subject to change.

The table below includes the cities and counties of residence for cases in Florida residents based on the patient's ZIP Code. Note that city is not always received as part of the initial notification and may be missing while the case is being investigated.

City and county	Cases
Charlotte, Pasco	1
Crestview, Holmes	1
College Station, Lake	1
Columbus, Brevard	1
Cookeville, Seminole	1
Cooksville, Duval	1
Coral Gable, Dade	1
Fort Myers, Dade	1
Floral, Escambia	1
Gainesville, Baker	1
Gilmer, Dade	1
Grassy Key, Monroe	1
Haledon, Dade	1
Jacksonville, Manatee	1
Jamaica, Broward	1
Kingsland, Duval	1
Kissimmee, Brevard	1
Haverford, Hillsborough	1
Herrin, Orange	1
Jersey City, Polk	1
Miamf, Dade	1
Miami G, Dade	1
Marianna, Calhoun	1
Los Angeles, Palm Beach	1
Lyndhurst, Broward	1
Magnolia Square, Osceola	1
Maitland, Alachua	1
Labelle, Dade	1
Lake In The Hills, Columbia	1
Lake Placid, Alachua	1
Lake Worth Beach, Broward	1
Lemoyne, Manatee	1
Lawrence Township, Palm Beach	1
Lander, Citrus	1
Las Vegas, Orange	1
Zolfo Springs, Polk	1
Westbrook, Dade	1
Wichita, Volusia	1
Winder Garden, Orange	1
Windermere, Leon	1
Windermere, Osceola	1
Windermere, Seminole	1
Winter Garden, Broward	1
Wells, Polk	1
Winter Garden, Pinellas	1
Yukon, Broward	1
Winter Park, Broward	1
Tulsa, Orange	1
Sun City Center, Hardee	1
Tiffin, Highlands	1
Washington, Unknown	1
Shelton, Manatee	1
Sodus, Charlotte	1
Tallahassee, Duval	1
Tampa, Palm Beach	1
Tavares, Marion	1
Temple Terrace, Pasco	1
Spring Hill , Hernando	1
Spring Hill, Dade	1

COVID-19: characteristics of 2,277,470 Florida resident cases

Data through May 27, 2021 verified as of May 28, 2021 at 09:25 AM

Data in this report are provisional and subject to change.

The table below includes the cities and counties of residence for cases in Florida residents based on the patient's ZIP Code. Note that city is not always received as part of the initial notification and may be missing while the case is being investigated.

City and county	Cases
Starke, Clay	1
Stone Mountain, Palm Beach	1
Plantation, Orange	1
Pompano Beach, Martin	1
Potomac, Palm Beach	1
Port Everglades, Broward	1
Parker, Dade	1
Parker, Leon	1
Palm Coast, Polk	1
Orlando, Columbia	1
Orlando, Indian River	1
Pacifica, Dade	1
Saint Petersburg, St. Lucie	1
Sandford, Seminole	1
Sarasota, Flagler	1
Saxis, Lee	1
Schenectady, Polk	1
Sebring, Lee	1
Rye, Duval	1
Rex, Duval	1
Navarre, Dade	1
New Orleans, Palm Beach	1
Newark, Broward	1
Newburgh, Bay	1
Orange Park , Duval	1
Orem, Broward	1
Orlando, Sarasota	1
Orlando, Unknown	1
Oviedo, Brevard	1
Old Town, Alachua	1
Omaha, Palm Beach	1
Ona, Manatee	1
Ocoee, Osceola	1
Okeechobee, Broward	1
North Pole, Seminole	1
North Port, Lee	1
Littleton, Dade	1
Los Angeles, Hardee	1
Macdill Air Force Base, Hillsborough	1
Manchester, Okaloosa	1
Margate, Dade	1
Marshall, Dade	1
Medford, Palm Beach	1
Miami, Manatee	1
Miami Beach, Broward	1
Middlesburg, Duval	1
Lewisburg, Pasco	1
Leesburg, Marion	1
Lake City, Hamilton	1
La Grange, Dade	1
Harrison, Pinellas	1
Holly Ridge, Orange	1
Homeless, Polk	1
Homosassa, Hernando	1
Homosassa, Citrus	1
Jerusalem, St. Johns	1
Foley, Escambia	1
Granada Hills, Broward	1
Guilford, Dade	1

COVID-19: characteristics of 2,277,470 Florida resident cases

Data through May 27, 2021 verified as of May 28, 2021 at 09:25 AM

Data in this report are provisional and subject to change.

The table below includes the cities and counties of residence for cases in Florida residents based on the patient's ZIP Code. Note that city is not always received as part of the initial notification and may be missing while the case is being investigated.

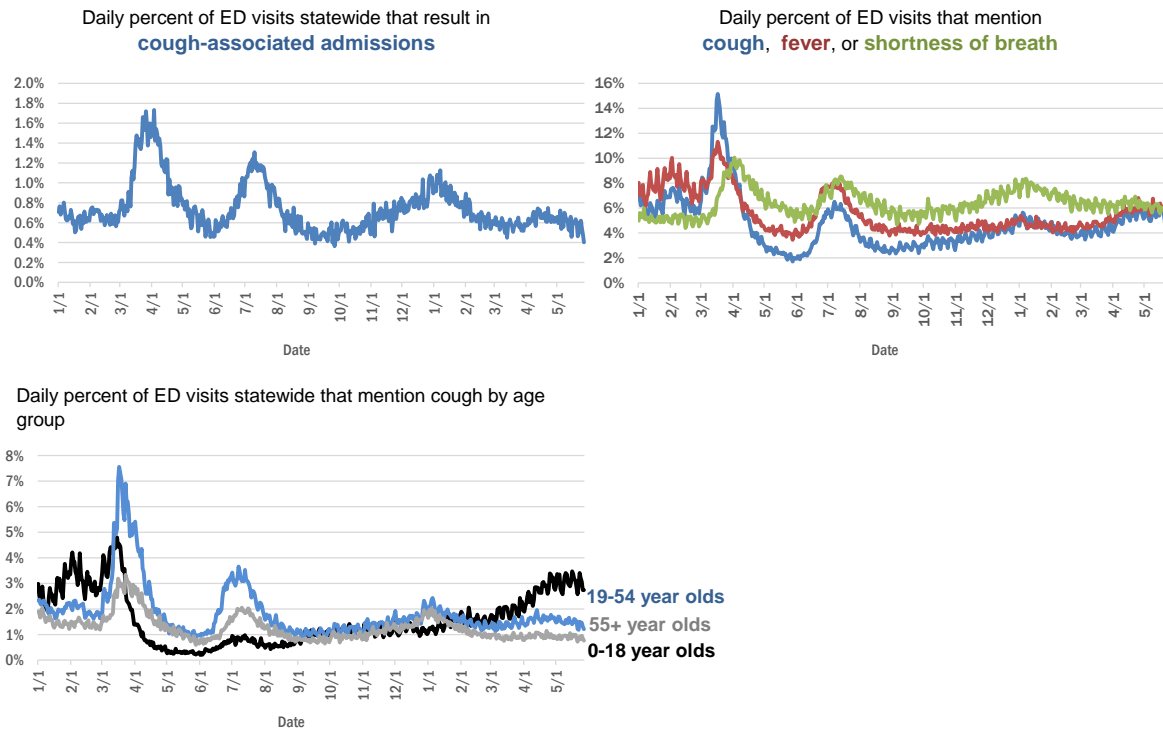
City and county	Cases
Fort Myers, Manatee	1
Fort Myers-, Lee	1
Gainesville, Duval	1
Cuttler Bay, Dade	1
Cypress, Leon	1
Deland, St. Lucie	1
Deltona, Orange	1
Davenport, Orange	1
Daytona Beach, Unknown	1
East Hampton, Palm Beach	1
Altoona, Marion	1
Argyle, Walton	1
Athens, Duval	1
Bogota, Orange	1
Bal Harbor, Dade	1
Bridgeport, Dade	1
Bronx, Palm Beach	1
Bradenton, Dade	1
Bradenton, Osceola	1
Cambridge, Broward	1
Clermont, Seminole	1
Clermont, Volusia	1
Clewiston, Glades	1
Coconut Creek, Dade	1
Columbus, Dade	1
Conway, Leon	1
Coventry, Broward	1
Total	2,277,470

COVID-19: additional surveillance information

Data through May 27, 2021 verified as of May 28, 2021 at 09:25 AM

Data in this report are provisional and subject to change.

Statewide emergency department (ED) chief complaint and admission data



The Electronic Surveillance System for the Early Notification of Community-Based Epidemics (ESSENCE-FL) includes chief complaint data from 211 of 211 Florida EDs. Data are transmitted electronically to ESSENCE-FL daily or hourly.

COVID-19: testing by laboratory

Data through May 27, 2021 verified as of May 28, 2021 at 09:25 AM

Data in this report are provisional and subject to change.

The numbers in the table below represent the number of Florida and non-Florida residents for whom test results were received by the Department of Health. A person can be tested by more than one laboratory and can have both positive and negative results. **Therefore, the sum of the numbers in each column will be larger than the total number of people tested.**

Reporting lab	Inconclusive	Negative	Positive	Percent positive	Total
CURATIVE LABS	16,945	1,898,156	291,365	13%	2,206,466
LABORATORY CORPORATION OF AMERICA	2,694	1,746,461	234,935	12%	1,984,090
QUEST DIAGNOSTICS	12,601	1,462,796	212,482	13%	1,687,879
BIO REFERENCE LABORATORIES, INC	7,571	1,010,918	192,725	16%	1,211,214
HELIX	11,376	825,832	139,609	14%	976,817
NOMI_HEALTH	3,937	666,600	86,663	11%	757,200
REALTOX LABS LLC	7,101	636,024	104,287	14%	747,412
RCA LABORATORY SERVICES, LLC/GENETWORX		536,010	58,443	10%	594,453
PALM BEACH BALLPARK		447,786	49,373	10%	497,159
PWNHEALTH	2,608	386,237	51,182	12%	440,027
GENETWORX	661	390,600	33,005	8%	424,266
CDR MAGUIRE - HEALTH CARE CENTER		338,620	51,564	13%	390,184
IMPACT HEALTH BIOMETRIC TESTING, INC	1,058	244,814	29,120	11%	274,992
BPHL-JACKSONVILLE	18	211,951	36,067	15%	248,036
EAST FLORIDA STATE COLLEGE - BREVARD□		212,886	26,986	11%	239,872
ADVENTHEALTH LAB	99	204,428	25,805	11%	230,332
BPHL-MIAMI	225	187,070	29,771	14%	217,066
FULGENT DIAGNOSTICS LABORATORY	4,258	186,253	21,391	10%	211,902
NOMI HEALTH LAB SERVICES		172,683	20,014	10%	192,697
AEGIS SCIENCES CORPORATION	1,562	158,376	23,546	13%	183,484
MAKO GENOMICS	8,275	147,400	27,145	15%	182,820
BAYCARE LABORATORIES LLC	706	157,526	12,880	8%	171,112
CB SMITH PARK		150,114	18,793	11%	168,907
MAYO CLINIC LABORATORIES	349	149,383	18,172	11%	167,904
ORLANDO HEALTH SYSTEM	687	145,738	14,446	9%	160,871
MEMORIAL REGIONAL HOSPITAL SOUTH	31	134,284	26,324	16%	160,639
ELABNETWORK	1,059	140,320	12,051	8%	153,430
BIOCOLLECTIONS WORLDWIDE, INC	782	124,382	14,032	10%	139,196
ASCENSION SACRED HEART HOSPITAL - PENSACOLA	2	120,172	18,259	13%	138,433
AKESOGEN		111,328	21,161	16%	132,489
TESTING MATTERS INC	1,565	108,093	20,251	16%	129,909
NORTHWEST LABORATORY	247	121,175	6,479	5%	127,901
BPHL-TAMPA (SPECTRUM BLVD)	46	100,568	18,458	16%	119,072
TAMPA GENERAL HOSPITAL	4	107,635	10,106	9%	117,745
UF HEALTH MEDICAL LAB	33	107,074	9,982	9%	117,089
ADVENT HEALTH LAB	112	101,258	13,955	12%	115,325
MEDICAL DIAGNOSTIC LABORATORIES	977	98,622	14,224	12%	113,823
BAPTIST HEALTH SOUTH FLORIDA	403	95,502	13,777	13%	109,682
DIATHERIX LABORATORIES (VRL EUROFINs)	1	93,748	13,676	13%	107,425
KORVALABS, INC	1,286	92,857	4,760	5%	98,903
SUNPATH MEDICAL DIAGNOSTICS LABORATORY	853	81,275	12,502	13%	94,630
MINUTECLINIC LLC		78,456	12,357	14%	90,813
LAKELAND REGIONAL MEDICAL CENTER	367	80,057	10,220	11%	90,644
JACKSON MEMORIAL HOSPITAL CLINICAL LAB	79	77,091	12,761	14%	89,931
ASCENSION ST VINCENT'S - RIVERSIDE	2	78,346	10,871	12%	89,219
SOUTH MIAMI HOSPITAL LAB	483	77,973	10,495	12%	88,951

COVID-19: testing by laboratory

Data through May 27, 2021 verified as of May 28, 2021 at 09:25 AM

Data in this report are provisional and subject to change.

The numbers in the table below represent the number of Florida and non-Florida residents for whom test results were received by the Department of Health. A person can be tested by more than one laboratory and can have both positive and negative results. **Therefore, the sum of the numbers in each column will be larger than the total number of people tested.**

Reporting lab	Inconclusive	Negative	Positive	Percent positive	Total
INGENIOUS PERSONALIZED MEDICINE	305	69,950	13,510	16%	83,765
UF HEALTH SHANDS HOSPITAL	563	70,958	5,006	7%	76,527
AMERICAN HEALTH ASSOCIATES	9	68,945	5,569	7%	74,523
APPLIED INGENUITY DIAGNOSTICS LLC		68,898	3,512	5%	72,410
AIT LABORATORIES		57,304	6,977	11%	64,281
BAPTIST HEALTH - JACKSONVILLE	4	59,466	4,329	7%	63,799
GENESIS REFERENCE LABORATORIES		56,769	5,580	9%	62,349
AMELIA EARHART		52,759	8,495	14%	61,254
ADVENTIST HEALTH SYSTEMS SUNBELT INC DBA		53,465	6,949	12%	60,414
SARASOTA MEMORIAL HOSPITAL MAIN LAB	12	53,577	4,328	7%	57,917
NICKLAUS CHILDREN'S HOSPITAL	75	51,414	6,082	11%	57,571
BROWARD GENERAL MEDICAL CENTER-CLINICAL LAB	2	51,129	5,396	10%	56,527
TALLAHASSEE MEMORIAL HOSPITAL	242	49,273	5,742	10%	55,257
FLORIDA HOSPITAL - TAMPA	37	49,304	3,744	7%	53,085
ARUP LABORATORIES	16	50,121	2,926	6%	53,063
MEDFAST URGENT CARE CENTERS, LLC	20	46,091	6,791	13%	52,902
DWIC OF TAMPA BAY INC		44,472	6,039	12%	50,511
INTEGRATED REGIONAL LABORATORIES LLP	16	44,140	6,052	12%	50,208
UNIVERSITY OF MIAMI HOSPITAL	175	42,649	4,097	9%	46,921
LEE HEALTH - CAPE CORAL HOSPITAL	3	40,582	6,281	13%	46,866
MILLENNIUM PHYSICIAN GROUP	17	38,796	7,589	16%	46,402
VIRACOR EUROFINIS		36,120	9,851	21%	45,971
UF HEALTH JACKSONVILLE	62	40,737	4,482	10%	45,281
ECCO LAB GROUP CO	547	37,805	4,829	11%	43,181
MOUNT SINAI MEDICAL CENTER	18	36,959	3,775	9%	40,752
ST JOSEPHS HOSPITAL LABORATORY	23	35,909	4,339	11%	40,271
NORTH FLORIDA REGIONAL MEDICAL CENTER		36,220	3,860	10%	40,080
NIGHT LITE PEDIATRIC CENTER LLC		35,938	3,645	9%	39,583
BRANDON REGIONAL HOSPITAL		34,360	4,373	11%	38,733
GENESIS MEDICAL LABORATORY	480	31,765	5,395	14%	37,640
STS LAB 2 LLC	6	35,529	1,926	5%	37,461
ORANGE COUNTY CONVENTION CENTER		33,330	3,724	10%	37,054
WALGREENS	38	30,648	5,628	15%	36,314
MIAMI DADE COUNTY		32,091	3,527	10%	35,618
JUPITER MEDICAL CENTER LAB	88	32,296	3,045	9%	35,429
JFK MEDICAL CENTER LAB	1	31,041	3,796	11%	34,838
HOLY CROSS HOSPITAL CLINICAL LAB	1	31,498	2,820	8%	34,319
PALMETTO GENERAL HOSPITAL LAB	3	28,731	5,289	16%	34,023
WATSON CLINIC LLP		26,609	6,166	19%	32,775
AVENTUS BIO LABS	17	27,985	3,702	12%	31,704
CLEVELAND CLINIC TRADITION HOSPITAL		28,879	2,330	7%	31,209
CLEVELAND CLINIC HOSPITAL LAB	4	27,410	2,748	9%	30,162
INFINITY BIOLOGIX LLC (GINKO BIOWORKS)	118	27,403	1,262	4%	28,783
MALABAR MEDICAL WALK IN CLINIC	1	23,952	4,673	16%	28,626

COVID-19: testing by laboratory

Data through May 27, 2021 verified as of May 28, 2021 at 09:25 AM

Data in this report are provisional and subject to change.

The numbers in the table below represent the number of Florida and non-Florida residents for whom test results were received by the Department of Health. A person can be tested by more than one laboratory and can have both positive and negative results. **Therefore, the sum of the numbers in each column will be larger than the total number of people tested.**

Reporting lab	Inconclusive	Negative	Positive	Percent positive	Total
HEALTHLINK DIAGNOSTIC LABORATORIES	303	25,573	2,512	9%	28,388
MIAMI BEACH CONVENTION CENTER		26,105	2,111	7%	28,216
MORTON PLANT HOSPITAL-ADLER INSTITUTE	26	24,691	2,948	11%	27,665
ACCESS DX LABORATORY	234	24,811	2,165	8%	27,210
SAINT MARY'S MEDICAL CENTER	27	23,861	2,554	10%	26,442
LAB DIAGNOSTICS LLC	412	20,574	5,413	21%	26,399
UNITED CLINICAL LABORATORY LLC	3	23,184	2,821	11%	26,008
BAYFRONT HEALTH - ST PETERSBURG	17	22,503	2,743	11%	25,263
DRS CLACK SPENCER WHITE & MCCORMACK PA D/B/A		22,870	2,202	9%	25,072
PANCARE OF FLORIDA INC		21,450	2,581	11%	24,031
VISTA CLINICAL DIAGNOSTICS	496	20,686	2,324	10%	23,506
STATLAB_MOBILE	1	20,547	2,064	9%	22,612
HOMESTEAD HOSPITAL CLINICAL LABORATORY	27	18,683	3,733	17%	22,443
NAPLES COMMUNITY HOSPITAL	76	20,137	2,085	9%	22,298
LAWNWOOD REGIONAL MEDICAL CENTER	1	19,655	2,573	12%	22,229
CLARITY LAB SOLUTIONS	122	19,864	2,221	10%	22,207
PATIENTS FIRST LAKE ELLA MEDICAL CENTER PA		18,790	3,352	15%	22,142
LEESBURG REGIONAL MEDICAL CENTER		19,526	2,602	12%	22,128
SYNERGY DIAGNOSTIC LABORATORY	98	19,262	2,561	12%	21,921
NORTHWEST MEDICAL CENTER	1	19,244	2,530	12%	21,775
OSCEOLA REGIONAL MEDICAL CENTER	1	18,946	2,551	12%	21,498
MEMORIAL HOSPITAL JACKSONVILLE	8	18,188	2,965	14%	21,161
LABS ASAP LLC		19,221	1,737	8%	20,958
ADVENT HEALTH - DAYTONA BEACH	32	18,890	1,830	9%	20,752
EXACT SCIENCES LABORATORIES	1	18,177	2,309	11%	20,487
ORANGE PARK MEDICAL CENTER	9	17,523	2,944	14%	20,476
BETHESDA HOSPITAL EAST		18,562	1,755	9%	20,317
OAK HILL HOSPITAL		18,010	2,136	11%	20,146
DELRAY MEDICAL CENTER LAB	3	17,944	1,862	9%	19,809
MEMORIAL REGIONAL HOSPITAL CLINICAL LABORATORY	11	18,547	1,192	6%	19,750
MEDRITE MEDICAL CARE, PC	6,840	11,555	1,080	6%	19,475
NEMOURS CHILDRENS HOSPITAL	1	18,188	1,129	6%	19,318
BAPTIST HEALTH - SOUTH		17,824	1,386	7%	19,210
INDIAN RIVER PATHOLOGY LLC		17,843	1,365	7%	19,208
WEST KENDALL BAPTIST HOSPITAL	14	15,726	3,382	18%	19,122
ADVENTHEALTH CENTRA CARE LAKE BUENA VISTA		16,336	2,229	12%	18,565
LARGO MEDICAL CENTER		16,398	1,898	10%	18,296
WINTER HAVEN HOSPITAL CLINICAL LABORATORY	4	15,276	2,690	15%	17,970
MEDICAL CENTER OF TRINITY CLINICAL LABORATORY	2	16,151	1,766	10%	17,919
PALMS WEST HOSPITAL LAB	2	15,632	2,256	13%	17,890
MOLECULAR INFECTIOUS DISEASES	679	16,350	750	4%	17,779
LEE DAVIS COMMUNITY RESOURCE CENTER		15,221	2,429	14%	17,650
NATIONWIDE LABORATORY SERVICES INC	576	15,030	1,928	11%	17,534
HEALTH CENTER AT SINAI RESIDENCES		16,924	506	3%	17,430

COVID-19: testing by laboratory

Data through May 27, 2021 verified as of May 28, 2021 at 09:25 AM

Data in this report are provisional and subject to change.

The numbers in the table below represent the number of Florida and non-Florida residents for whom test results were received by the Department of Health. A person can be tested by more than one laboratory and can have both positive and negative results. **Therefore, the sum of the numbers in each column will be larger than the total number of people tested.**

Reporting lab	Inconclusive	Negative	Positive	Percent positive	Total
BLUE MED CONSULTANTS		16,751	578	3%	17,329
BIOCERNA LABS	461	14,582	2,112	12%	17,155
ACCESS MEDICAL LABORATORIES	4	8,769	8,336	49%	17,109
MERCY HOSPITAL A CAMPUS OF PLANTATION GEN HOSP LAB	1	14,570	2,429	14%	17,000
UHEALTH CORAL GABLES/LENNAR MED CTR	56	15,699	1,109	7%	16,864
LEE HEALTH - LEE MEMORIAL HOSPITAL		12,954	3,875	23%	16,829
BAPTIST HEALTHCARE - BAPTIST HOSPITAL	6	13,393	3,371	20%	16,770
THE HEALTHCARE DISTRICT OF PALM BEACH COUNTY	51	14,633	2,063	12%	16,747
FULGENT DIAGNOSTICS	172	15,563	1,009	6%	16,744
WESTSIDE REGIONAL MED CTR	2	14,311	2,340	14%	16,653
WEST FLORIDA HOSPITAL LAB	2	13,346	3,248	20%	16,596
GOOD SAMARITAN MEDICAL CENTER LAB	2	14,540	2,030	12%	16,572
REGIONAL MEDICAL CENTER BAYONET POINT	2	15,173	1,324	8%	16,499
PRIVA PATH LABS	83	15,181	1,030	6%	16,294
WELLINGTON REGIONAL MED CTR LAB	6	14,468	1,798	11%	16,272
THE VILLAGES REGIONAL HOSPITAL		14,325	1,472	9%	15,797
GULF COAST MEDICAL CENTER MICROLAB		12,442	3,261	21%	15,703
AVENTURA HOSPITAL LAB		12,844	2,778	18%	15,622
CORAL GABLES HOSPITAL CLINICAL LABORATORY		13,285	2,176	14%	15,461
CARDIOPATH	84	13,271	1,930	13%	15,285
CAPITAL REGIONAL MEDICAL CTR		12,555	2,614	17%	15,169
BAPTIST HEALTH SOUTH FLORIDA - WEST KENDALL URGENT CARE		12,630	2,419	16%	15,049
BLAKE MEDICAL CENTER		13,176	1,702	11%	14,878
WEST BOCA MEDICAL CENTER LAB		13,822	1,045	7%	14,867
PRECISION HEALTH RESOURCES LLC		13,798	967	7%	14,765
NONA SCIENTIFIC	5	11,559	3,200	22%	14,764
LEE HEALTH - HEALTH PARK MEDICAL CENTER		12,455	2,242	15%	14,697
HALIFAX MEDICAL CENTER LAB	40	12,502	2,105	14%	14,647
MANATEE MEMORIAL HOSPITAL		13,322	1,205	8%	14,527
INDIAN RIVER MEDICAL CENTER LAB		13,669	852	6%	14,521
CernerELR_Advent		12,613	1,669	12%	14,282
PHYSICIANS REGIONAL MEDICAL CENTER - PINE RIDGE RD	1	12,935	1,332	9%	14,268
PALM BEACH GARDENS MEDICAL CTR LAB		12,803	1,346	10%	14,149
FAU		12,946	1,161	8%	14,107
PLANTATION GENERAL HOSPITAL		11,930	2,071	15%	14,001
ST ANTHONY'S HOSPITAL LAB	30	12,250	1,696	12%	13,976
LAKE CITY MEDICAL CENTER		11,385	2,391	17%	13,776
ST JOSEPHS HOSPITAL	18	11,545	1,950	14%	13,513
FLORIDA HOSPITAL HEARTLAND MED CTR CLINICAL LAB	33	11,746	1,622	12%	13,401
FLORIDA MEDICAL CENTER - A CAMPUS OF NORTH SHORE	2	11,759	1,556	12%	13,317
ADVENTHEALTH CENTRA CARE WATERFORD LAKES		11,070	2,136	16%	13,206
FLORIDA LABORATORY ANALYSIS		11,542	1,587	12%	13,129
CENTRAL FLORIDA REGIONAL HOSPITAL		11,683	1,327	10%	13,010
LARKIN COMMUNITY HOSPITAL	10	11,350	1,598	12%	12,958
JOHNS HOPKINS ALL CHILDREN'S HOSPITAL		12,175	759	6%	12,934
PATHNOSTICS	47	10,351	2,489	19%	12,887

COVID-19: testing by laboratory

Data through May 27, 2021 verified as of May 28, 2021 at 09:25 AM

Data in this report are provisional and subject to change.

The numbers in the table below represent the number of Florida and non-Florida residents for whom test results were received by the Department of Health. A person can be tested by more than one laboratory and can have both positive and negative results. **Therefore, the sum of the numbers in each column will be larger than the total number of people tested.**

Reporting lab	Inconclusive	Negative	Positive	Percent positive	Total
GENOVA DIAGNOSTICS LABORATORY	71	11,652	1,145	9%	12,868
ADVENT HEALTH - WESLEY CHAPEL	14	11,645	1,180	9%	12,839
DOCTORS HOSPITAL	7	10,745	1,916	15%	12,668
NORTHSIDE HOSPITAL AND HEART INSTITUTE		11,486	1,179	9%	12,665
EXPRESS GENE MOLECULAR DIAGNOSTICS LABORATORY	1	10,954	1,597	13%	12,552
MEASE COUNTRYSIDE LAB	14	11,147	1,359	11%	12,520
HEALTHQUEST ESOTERICS		10,819	1,685	13%	12,504
CORAL SPRINGS MED CTR		11,276	1,197	10%	12,473
FLORIDA HOSPITAL DELAND	10	10,892	1,440	12%	12,342
ADVENTHEALTH CENTRA CARE ST CLOUD	1	10,564	1,754	14%	12,319
BAPTIST HEALTH SOUTH FLORIDA - COUNTRY WALK URGENT CARE		10,207	2,069	17%	12,276
VIKOR SCIENTIFIC	49	10,313	1,910	16%	12,272
COAST DIAGNOSTICS LLC	54	10,845	1,296	11%	12,195
BINAXNOW	10	9,185	2,947	24%	12,142
LAKE CITY HM		11,145	988	8%	12,133
PWN HEALTH	17	9,962	2,091	17%	12,070
WEST PALM HOSPITAL LAB		11,180	887	7%	12,067
GENE BY GENE, GENOMICS RESEARCH CENTER LAB	44	11,205	724	6%	11,973
FLORIDA HOSPITAL WATERMAN LABORATORY	70	10,997	865	7%	11,932
AMERICAN FAMILY CARE	1	7,332	4,554	38%	11,887
SARKIS CLINICAL TRIALS	25	10,445	1,403	12%	11,873
ST MARKS HOSPITAL LABORATORY B	78	10,627	1,002	9%	11,707
H LEE MOFFITT CANCER CENTER LABORATORY	5	11,403	298	3%	11,706
LEON MEDICAL CENTERS LLC		9,394	2,270	19%	11,664
SYNERGY LABORATORIES	37	10,359	1,240	11%	11,636
FLORIDA HOSPITAL FLAGLER	29	10,578	1,027	9%	11,634
FLORIDA HOSPITAL OCALA		10,294	1,184	10%	11,478
NCF DIAGNOSTICS & DNA TECHNOLOGIES LAB	276	10,407	583	5%	11,266
OCALA REGIONAL MEDICAL CENTER		9,855	1,315	12%	11,170
NCH DOWNTOWN NAPLES HOSPITAL	18	10,246	874	8%	11,138
MEDARBOR DIAGNOSTICS	1	9,954	1,168	11%	11,123
MINUTECLINIC LLC		9,617	1,481	13%	11,098
LEE HEALTH CONVENIENT CARE - PAGE FIELD		9,933	1,141	10%	11,074
INDIAN RIVER MEDICAL CENTER		9,855	1,173	11%	11,028
BROWARD HEALTH NORTH CLINICAL LABORATORY		9,832	1,185	11%	11,017
LABSTAT LLC	39	10,302	494	5%	10,835
FLORIDA HOSPITAL OF CARROLLWOOD	23	9,260	1,527	14%	10,810
NCH NORTH NAPLES HOSPITAL	10	9,827	969	9%	10,806
NORTH SHORE MEDICAL CENTER		9,020	1,726	16%	10,746
ADVENTHEALTH CENTRA CARE CLERMONT		9,243	1,481	14%	10,724
FIRST CHOICE LABORATORY LLC	113	9,817	623	6%	10,553
LEE HEALTH - GULF COAST MEDICAL CENTER	2	8,690	1,845	18%	10,537
SANTA ROSA MEDICAL CENTER	2	8,868	1,588	15%	10,458
LARKIN COMMUNITY HOSPITAL INC DBA CARDIOTROPIC	8	6,825	3,619	35%	10,452
AVECINA MEDICAL	4	6,210	4,217	40%	10,431
FLORIDA HOSPITAL ZEPHYRHILLS	10	9,258	1,155	11%	10,423

COVID-19: testing by laboratory

Data through May 27, 2021 verified as of May 28, 2021 at 09:25 AM

Data in this report are provisional and subject to change.

The numbers in the table below represent the number of Florida and non-Florida residents for whom test results were received by the Department of Health. A person can be tested by more than one laboratory and can have both positive and negative results. **Therefore, the sum of the numbers in each column will be larger than the total number of people tested.**

Reporting lab	Inconclusive	Negative	Positive	Percent positive	Total
PARAMOUNT URGENT CARE	4	6,743	3,667	35%	10,414
ANNE BATES LEACH EYE HOSPITAL/ ABLEH MICROBIOLOGY LABORATORY	9	10,270	135	1%	10,414
ST LUCIE MEDICAL CENTER		8,667	1,742	17%	10,409
BAPTIST HEALTH - BEACHES		9,624	706	7%	10,330
ADVENTHEALTH CENTRA CARE UNIVERSITY	1	9,088	1,214	12%	10,303
ADVENTHEALTH CENTRA CARE WINTER PARK		9,144	1,057	10%	10,201
ADVENTHEALTH CENTRA CARE WINTER GARDEN	1	9,024	1,169	11%	10,194
CLEVELAND CLINIC MARTIN NORTH HOSPITAL		9,060	1,038	10%	10,098
P4 CLINICAL, LLC	205	8,849	999	10%	10,053
MEMORIAL HOSPITAL WEST LABORATORY SERVICES	15	9,086	847	9%	9,948
CLEVELAND CLINIC MARTIN SOUTH HOSPITAL	1	8,892	1,014	10%	9,907
SRQ DRIVE THROUGH		8,944	905	9%	9,849
MEMORIAL HOSPITAL MICRO		9,182	621	6%	9,803
BAPTIST HEALTH SOUTH FLORIDA - MIAMI LAKES URGENT CARE		7,731	2,044	21%	9,775
ADVENTHEALTH CENTRA CARE LAKELAND	1	8,416	1,351	14%	9,768
UNIVERSITY HOSPITAL AND MEDICAL CENTER		8,292	1,468	15%	9,760
AVECINA	20	9,009	706	7%	9,735
BOSTON HEART DIAGNOSTICS CORP		8,488	1,219	13%	9,707
PALM BEACH BALL PARK		8,608	1,040	11%	9,648
SOUTH BAY HOSPITAL CLINICAL LAB	1	8,475	984	10%	9,460
ADVENTHEALTH CENTRA CARE HUNTERS CREEK	3	8,176	1,220	13%	9,399
BAYCARE COMMUNITY HEALTH		9,084	199	2%	9,283
QDX PATHOLOGY SERVICES	2	8,814	435	5%	9,251
BAYFRONT HEALTH - PORT CHARLOTTE		8,559	689	7%	9,248
MINUTECLINIC LLC #1067		7,977	1,264	14%	9,241
ADVENTHEALTH CENTRA CARE LEE ROAD		8,246	992	11%	9,238
INFORM DIAGNOSTICS, INC		8,705	532	6%	9,237
WEST MARION COMMUNITY HOSPITAL LAB		7,793	1,436	16%	9,229
ADVENTHEALTH CENTRA CARE SANFORD		8,041	1,142	12%	9,183
POINCIANA MEDICAL CENTER		7,270	1,903	21%	9,173
FLORIDA HOSPITAL FISH MEMORIAL	19	7,760	1,330	15%	9,109
LAKEWOOD RANCH MEDICAL CENTER		8,307	695	8%	9,002
CERNERELR_BAYCARE	43	8,320	616	7%	8,979
KD MEDICAL CHOICE LLC	5	8,190	775	9%	8,970
ADVENTHEALTH EXPRESS CARE		7,427	1,520	17%	8,947
WELLINGTON REGIONAL MEDICAL CENTER		8,150	663	8%	8,813
GENOSUR LLC	29	8,679	104	1%	8,812
MORTON PLANT-MEASE	5	7,937	865	10%	8,807
ADVENTHEALTH CENTRA CARE APOPKA	1	7,475	1,242	14%	8,718
ADVENTHEALTH CENTRA CARE LAKE MARY	2	7,588	1,108	13%	8,698
EGLIN AIR FORCE BASE	14	6,871	1,808	21%	8,693
ISPM LABS, LLC DBA CAPSTONE DIAGNOSTICS, LLC		8,266	406	5%	8,672
ATLANTIS URGENT CARE	12	6,826	1,811	21%	8,649
ADVENTHEALTH CENTRA CARE DR PHILLIPS		7,743	861	10%	8,604
HIALEAH HOSPITAL	4	6,717	1,847	22%	8,568
EMERALD COAST URGENT CARE		6,784	1,775	21%	8,559

COVID-19: testing by laboratory

Data through May 27, 2021 verified as of May 28, 2021 at 09:25 AM

Data in this report are provisional and subject to change.

The numbers in the table below represent the number of Florida and non-Florida residents for whom test results were received by the Department of Health. A person can be tested by more than one laboratory and can have both positive and negative results. **Therefore, the sum of the numbers in each column will be larger than the total number of people tested.**

Reporting lab	Inconclusive	Negative	Positive	Percent positive	Total
ADVENTHEALTH CENTRA CARE MOUNT DORA		7,291	1,267	15%	8,558
BAPTIST HEALTH SOUTH FLORIDA - WESTCHESTER URGENT CARE		7,076	1,464	17%	8,540
ARCPPOINT LABS OF FORT MYERS	5	7,544	971	11%	8,520
ADVENTIST HEALTH SYSTEMS, SUNBELT INC		7,343	1,165	14%	8,508
ADVENTHEALTH CENTRA CARE KISSIMMEE		7,617	877	10%	8,494
HOLMES REG MED CENTER CLINICAL LAB		7,630	847	10%	8,477
SPORTS DRUG TESTING LABORATORY	175	8,050	241	3%	8,466
PARAMOUNT URGENT CARE INC	1	5,681	2,705	32%	8,387
MINUTECLINIC LLC #8396		7,095	1,216	15%	8,311
AVECINA MEDICAL OAKLEAF	3	6,977	1,330	16%	8,310
SPECTOR SCIENTIFIC LAB	22	7,106	1,157	14%	8,285
EMPIRE CITY LABORATORIES INC	102	7,057	1,123	14%	8,282
BAPTIST HEALTH SOUTH FLORIDA - DORAL URGENT CARE		6,688	1,577	19%	8,265
OVIEDO MEDICAL CENTER		7,432	830	10%	8,262
CERNERELR_BAPTISTMIAMI	31	7,313	862	11%	8,206
PHARMCO RX	2	7,840	358	4%	8,200
MINUTECLINIC		7,014	1,149	14%	8,163
MINUTE CLINIC LLC		7,180	955	12%	8,135
BAPTIST HEALTH - NASSAU		7,696	388	5%	8,084
ADVENTHEALTH CENTRA CARE ALTAMONTE		6,945	990	12%	7,935
DYNIX DIAGNOSTIX		7,158	762	10%	7,920
MEDEXPRESS URGENT CARE OF BOYNTON BEACH LLC		7,156	638	8%	7,794
SUNCOAST PATHOLOGY ASSOCIATES		7,162	631	8%	7,793
ST PETERSBURG GENERAL HOSPITAL		6,700	1,092	14%	7,792
COMMUNITY HEALTH CENTERS OF PINELLAS INC	2	6,354	1,424	18%	7,780
ADVENT HEALTH - HEART OF FLORIDA ER	1	6,768	1,010	13%	7,779
IMPERIAL POINT MEDICAL CENTER		7,064	662	9%	7,726
MEDEXPRESS URGENT CARE HUDSON		6,603	1,066	14%	7,669
MEDEXPRESS URGENT CARE	2	5,321	2,284	30%	7,607
NCH NORTH NAPLES HOSPITAL LAB	15	6,733	833	11%	7,581
ADVENTHEALTH CENTRA CARE AZALEA PARK		6,454	1,078	14%	7,532
MINUTECLINIC LLC #3703		6,041	1,369	18%	7,410
AHCC WESLEY CHAPEL		6,520	849	12%	7,369
ST JOSEPHS NORTH HOSPITAL LAB	7	6,270	1,059	14%	7,336
HOLIDAY CVS LLC		6,873	409	6%	7,282
ADVENTHEALTH CENTRA CARE OVIEDO		6,267	1,002	14%	7,269
AVERO DIAGNOSTICS - IRVING	11	6,765	479	7%	7,255
MEDIPATH LLC		6,634	617	9%	7,251
ACUTIS DIAGNOSTICS	171	5,904	1,165	16%	7,240
UNKNOWN	7	3,652	3,546	49%	7,205
CLINICAL REFERENCE LABORATORY	2	6,815	372	5%	7,189
FORT WALTON BEACH MEDICAL CENTER		6,224	960	13%	7,184
FLORIDA COMMUNITY HEALTH CENTER		5,817	1,362	19%	7,179
FLORIDA FAMILY LABORATORY, INC DBA	73	6,592	502	7%	7,167
FLORIDA HOSPITAL NORTH PINELLAS	11	6,493	560	8%	7,064
ANGEL KIDS PEDIATRICS		6,665	369	5%	7,034

COVID-19: testing by laboratory

Data through May 27, 2021 verified as of May 28, 2021 at 09:25 AM

Data in this report are provisional and subject to change.

The numbers in the table below represent the number of Florida and non-Florida residents for whom test results were received by the Department of Health. A person can be tested by more than one laboratory and can have both positive and negative results. **Therefore, the sum of the numbers in each column will be larger than the total number of people tested.**

Reporting lab	Inconclusive	Negative	Positive	Percent positive	Total
RAULERSON HOSPITAL		6,115	909	13%	7,024
SOLARIS DIAGNOSTICS	11	6,325	615	9%	6,951
MEDCOMP SCIENCES LLC	147	4,658	2,142	31%	6,947
LUMINUS DIAGNOSTICS		6,286	562	8%	6,848
LABORATORY OF FLORIDA LLC	41	6,132	607	9%	6,780
DOCTORS URGENT CARE LLC	1	5,561	1,203	18%	6,765
PEDIATRIC HEALTH CARE ALLIANCE PA		6,233	520	8%	6,753
PUTNAM COMMUNITY MEDICAL CENTER		5,894	822	12%	6,716
VISTA CLINICAL	8	3,928	2,743	41%	6,679
ADVENTHEALTH CENTRA CARE PORT ORANGE		5,654	998	15%	6,652
ADVENTHEALTH CENTRA CARE LONGWOOD	1	5,797	847	13%	6,645
MICROGEN DX	4	5,891	735	11%	6,630
ADVENTHEALTH CENTRA CARE SOUTH ORANGE		5,689	913	14%	6,602
ADVENTHEALTH CENTRA CARE ORANGE LAKE		5,784	814	12%	6,598
BAPTIST HEALTH SOUTH FLORIDA - PEMBROKE PINES URGENT CARE		5,429	1,103	17%	6,532
SOUTH FLORIDA BAPTIST HOSPITAL MICRO	4	5,410	1,095	17%	6,509
URGENT CARE OF THE PALM BEACHES		5,443	1,051	16%	6,494
DOCTORS URGENT CARE OF LUTZ LLC	1	5,288	1,192	18%	6,481
NORTHWEST FLORIDA COMMUNITY HOSPITAL	47	4,931	1,491	23%	6,469
MEDEXPRESS URGENT CARE - GOLDEN GATE		5,656	786	12%	6,442
ADVENTHEALTH CENTRA CARE SAND LAKE		5,733	708	11%	6,441
PRO CLINIC		5,316	1,104	17%	6,420
COASTAL MED URGENT CARE		4,756	1,623	25%	6,379
ADVENTHEALTH CENTRA CARE WINTER HAVEN	1	5,008	1,318	21%	6,327
BAPTIST HEALTH - NORTH		5,105	1,203	19%	6,308
ALTRU DIAGNOSTICS INC	4	5,991	302	5%	6,297
MINUTECLINIC LLC # 0709		5,315	958	15%	6,273
ADVENTHEALTH CENTRA CARE LEESBURG		5,140	1,094	18%	6,234
MEDEXPRESS URGENT CARE - ROYAL PALM BEACH		5,542	682	11%	6,224
MEDEXPRESS URGENT CARE - ESTERO		5,541	656	11%	6,197
HEALTH FIRST ADVENTHEALTH CENTRA CARE - TITUSVILLE		5,252	930	15%	6,182
PALMS OF PASADENA HOSPITAL		5,451	596	10%	6,047
BAPTIST HEALTH SOUTH FLORIDA - KENDALE LAKES URGENT CARE		4,909	1,107	18%	6,016
WESTCHESTER HOSPITAL	23	4,925	1,024	17%	5,972
BAYFRONT HEALTH - VENICE REGIONAL MEDICAL	1	5,374	537	9%	5,912
MINUTECLINIC LLC #3662		5,086	824	14%	5,910
PARAMOUNT URGENT CARE - WINDERMERE	3	4,012	1,877	32%	5,892
DOCTORS HOSPITAL OF SARASOTA CLINICAL LABORATORY		5,145	732	12%	5,877
MINUTECLINIC LLC # 3930		5,096	771	13%	5,867
THE CENTER FOR URGENT CARE	3	4,930	920	16%	5,853
TALLAHASSEE PRIMARY CARE ASSOCIATES		5,215	632	11%	5,847
URGENT CARE CURE	2	5,027	804	14%	5,833
HIGHLANDS REGIONAL MEDICAL CENTER		4,921	893	15%	5,814
HEALTH FIRST ADVENTHEALTH CENTRA CARE GATEWAY	1	5,226	580	10%	5,807
MEDEXPRESS URGENT CARE PALM BEACH GARDENS		5,247	545	9%	5,792
BAPTIST HEALTH SOUTH FLORIDA - TAMiami TRAIL URGENT CARE		4,676	1,103	19%	5,779

COVID-19: testing by laboratory

Data through May 27, 2021 verified as of May 28, 2021 at 09:25 AM

Data in this report are provisional and subject to change.

The numbers in the table below represent the number of Florida and non-Florida residents for whom test results were received by the Department of Health. A person can be tested by more than one laboratory and can have both positive and negative results. **Therefore, the sum of the numbers in each column will be larger than the total number of people tested.**

Reporting lab	Inconclusive	Negative	Positive	Percent positive	Total
MEDICAL DNA LABS LLC	3	5,266	502	9%	5,771
MEDEXPRESS URGENT CARE - LAKELAND		5,036	707	12%	5,743
MINUTECLINIC LLC #1771		4,893	848	15%	5,741
SUNRISE MEDICAL LABORATORIES	2	5,326	411	7%	5,739
ESCAMBIA COMMUNITY CLINICS INC	8	4,351	1,354	24%	5,713
BAYFRONT HEALTH - SEVEN RIVERS		5,208	489	9%	5,697
MINUTECLINIC LLC #3463		4,782	876	15%	5,658
BAPTIST HEALTH SOUTH FLORIDA - CORAL SPRINGS URGENT CARE		4,847	797	14%	5,644
MINUTECLINIC LLC #7225		4,808	799	14%	5,607
QUICK CARE MED PL	2	4,774	830	15%	5,606
BAYFRONT HEALTH - BROOKSVILLE		4,989	578	10%	5,567
BAYFRONT HEALTH - SPRING HILL		5,089	455	8%	5,544
MINUTECLINIC LLC # 0514		4,852	653	12%	5,505
FLAGLER HOSPITAL LABORATORY	8	4,305	1,170	21%	5,483
BAYFRONTVENICEREGIONAL		5,294	181	3%	5,475
ADVENTHEALTH PROMPT CARE	2	4,087	1,381	25%	5,470
TROPICANA FIELD - LOT 2 □	19	4,935	495	9%	5,449
BETHESDA HOSPITAL WEST		4,899	544	10%	5,443
VENTURE MEDICAL OF FLORIDA LLC		4,998	439	8%	5,437
BAPTIST HEALTH SOUTH FLORIDA - PINECREST URGENT CARE		4,670	764	14%	5,434
BAPTIST HEALTH SOUTH FLORIDA - CORAL GABLES URGENT CARE		4,509	888	16%	5,397
MINUTECLINIC LLC #3291		4,672	712	13%	5,384
MINUTECLINIC LLC #5253		4,479	882	16%	5,361
BAPTIST HEALTH SOUTH FLORIDA - PALMETTO BAY URGENT CARE		4,503	849	16%	5,352
MINUTECLINIC LLC 5852		4,616	685	13%	5,301
BAPTIST HEALTH SOUTH FLORIDA - CORAL GABLES (UNIVERSITY) URGENT CARE		4,564	728	14%	5,292
BAYFRONT HEALTH - PUNTA GORDA		4,876	393	7%	5,269
MINUTECLINIC LLC #3631		4,528	736	14%	5,264
MARTIN HOSPITAL SOUTH LAB		4,966	293	6%	5,259
CARENOW URGENT CARE	2	3,582	1,628	31%	5,212
MEASE DUNEDIN HOSPITAL	5	4,624	547	11%	5,176
TRINITY SPRINGS		4,436	729	14%	5,165
MINUTECLINIC LLC #3814		4,448	714	14%	5,162
MINUTECLINIC LLC #7887		4,604	550	11%	5,154
ASCENSION SACRED HEART - EMERALD COAST		4,344	802	16%	5,146
DESOTO MEMORIAL HOSPITAL	3	4,300	833	16%	5,136
ADVENTHEALTH CENTRA CARE COLONIAL TOWN	2	4,545	558	11%	5,105
MINUTECLINIC LLC #5249		4,192	897	18%	5,089
STEWART ROCKLEDGE HOSPITAL	8	4,562	482	10%	5,052
MINUTECLINIC LLC #5190		4,202	838	17%	5,040
MEDEXPRESS URGENT CARE CAPE CORAL		4,320	713	14%	5,033
MINUTECLINIC LLC #5854		4,211	821	16%	5,032
SCION LAB SERVICES LLC	26	4,615	386	8%	5,027
PREMIER URGENT CARE OF BREVARD LLC	4	4,402	605	12%	5,011
ADVENTIST HEALTH SYSTEMS SUNBELT IN DBA		4,412	570	11%	4,982
MINUTECLINIC LLC # 3686		4,265	709	14%	4,974

COVID-19: testing by laboratory

Data through May 27, 2021 verified as of May 28, 2021 at 09:25 AM

Data in this report are provisional and subject to change.

The numbers in the table below represent the number of Florida and non-Florida residents for whom test results were received by the Department of Health. A person can be tested by more than one laboratory and can have both positive and negative results. **Therefore, the sum of the numbers in each column will be larger than the total number of people tested.**

Reporting lab	Inconclusive	Negative	Positive	Percent positive	Total
PHYSICIANS REGIONAL MEDICAL CENTER - COLLIER BLVD	1	4,011	943	19%	4,955
ENGLEWOOD COMMUNITY HOSPITAL		4,523	423	9%	4,946
PALMS MEDICAL GROUP	5	3,439	1,466	30%	4,910
MEMORIAL HOSPITAL- MIRAMAR	12	4,559	336	7%	4,907
TWIN CITIES HOSPITAL	1	4,329	545	11%	4,875
MINUTECLINIC LLC #4201		4,275	559	12%	4,834
LAKESIDE MEDICAL CENTER		3,933	888	18%	4,821
MINUTECLINIC LLC #4458		4,035	725	15%	4,760
MEDEXPRESS URGENT CARE LEHIGH ACRES		4,109	645	14%	4,754
MINUTECLINIC LLC #7886		4,132	613	13%	4,745
ADVENT HEALTH - NEW SMYRNA		4,050	691	15%	4,741
MARION E FETHER MEDICAL CENTER, THE		4,298	439	9%	4,737
MOFFITT CANCER CENTER	6	4,617	107	2%	4,730
US BIOTEK LABORATORIES	15	4,338	371	8%	4,724
EXACT SCIENCES LABORATORIES, LLC		4,306	378	8%	4,684
MINUTECLINIC LLC #1807		3,970	709	15%	4,679
HOLIDAY CVS LLC DBA CVS PHARMACY #5154		4,535	123	3%	4,658
NIGHT LITE PEDIATRICS	4	3,347	1,264	27%	4,615
AFC PHYSICIANS OF FLORIDA		3,638	960	21%	4,598
PREMIER MEDICAL	2	4,494	95	2%	4,591
LOWER KEYS MEDICAL CENTER		4,261	329	7%	4,590
MINUTECLINIC, LLC (CLINIC 10699)		4,073	511	11%	4,584
MINUTECLINIC LLC #3257		3,895	687	15%	4,582
ACCU REFERENCE MEDICAL LAB	9	3,745	810	18%	4,564
MINUTECLINIC, LLC #3204		3,841	699	15%	4,540
MINUTECLINIC LLC #5924		3,990	546	12%	4,536
MINUTECLINIC LLC #4415		3,858	656	15%	4,514
AMELIA URGENT CARE		2,810	1,696	38%	4,506
GENESIS DIAGNOSTICS		4,239	256	6%	4,495
VA PAIN CLINIC	10	4,310	162	4%	4,482
MINUTECLINIC LLC #5214		3,846	591	13%	4,437
BAYA PHARMACY & URGENT CARE		3,302	1,133	26%	4,435
DOCTORS TEST CENTERS		3,924	495	11%	4,419
VITRO MOLECULAR LABORATORIES	50	3,992	345	8%	4,387
MINUTECLINIC LLC # 3579		3,676	696	16%	4,372
ADVENTHEALTH CENTRA CARE		3,886	483	11%	4,369
PARAMOUNT URGENT CARE - ORLANDO		3,188	1,143	26%	4,331
MEDSTAR LABORATORY INC	9	4,307	5	0%	4,321
ST. LUCIE MEDICAL CTR.		4,254	57	1%	4,311
MINUTECLINIC LLC #3748		3,574	734	17%	4,308
MINUTECLINIC, LLC #5817		3,636	670	16%	4,306
MINUTECLINIC LLC #7973		3,714	570	13%	4,284
MINUTECLINIC LLC # 7933		3,785	444	10%	4,229
MINUTECLINIC LLC #7173		3,698	529	13%	4,227
PARAMOUNT URGENT CARE - OVIEDO		3,259	962	23%	4,221
MINUTECLINIC LLC #3255		3,766	452	11%	4,218

COVID-19: testing by laboratory

Data through May 27, 2021 verified as of May 28, 2021 at 09:25 AM

Data in this report are provisional and subject to change.

The numbers in the table below represent the number of Florida and non-Florida residents for whom test results were received by the Department of Health. A person can be tested by more than one laboratory and can have both positive and negative results. **Therefore, the sum of the numbers in each column will be larger than the total number of people tested.**

Reporting lab	Inconclusive	Negative	Positive	Percent positive	Total
PRECISION HEALTH SOLUTIONS		4,006	189	5%	4,195
BAPTIST HEALTH SOUTH FLORIDA - DAVIE URGENT CARE		3,444	740	18%	4,184
MINUTECLINIC LLC #3003		3,482	696	17%	4,178
MINUTECLINIC, LLC #4015		3,377	788	19%	4,165
MINUTECLINIC LLC #5216		3,626	531	13%	4,157
MINUTECLINIC LLC #1055		3,411	718	17%	4,129
PROHEALTH	3	2,497	1,622	39%	4,122
ADVENTHEALTH CENTRA CARE KIDS LAKE MARY		3,806	303	7%	4,109
MINUTECLINIC LLC #6007		3,560	523	13%	4,083
MINUTECLINIC LLC #3705		3,640	437	11%	4,077
NIGHT LITE PEDIATRICS URGENT CARE	1	3,421	649	16%	4,071
BAPTIST HEALTH SOUTH FLORIDA - WESTON URGENT CARE		3,528	534	13%	4,062
WALGREEN CO	2	3,592	448	11%	4,042
MINUTECLINIC LLC #3654		3,420	604	15%	4,024
BARTOW REGIONAL MEDICAL CENTER	1	3,380	623	16%	4,004
ADVENT HEALTH CENTRA CARE -WINTER PARK KIDS URGENT CARE	4	3,692	307	8%	4,003
HEALTH FIRST ADVENTHEALTH CENTRA CARE COCOA		3,592	389	10%	3,981
MEDONE PLLC		3,070	906	23%	3,976
LAKELAND REGIONAL HEALTH PABLO		3,514	453	11%	3,967
MEDEXPRESS URGENT CARE - VERO BEACH		3,464	495	13%	3,959
HEALTH FIRST ADVENTHEALTH CENTRA CARE MALABAR		3,570	383	10%	3,953
MINUTECLINIC LLC #1821		3,529	419	11%	3,948
MINUTECLINIC LLC #1350		3,490	422	11%	3,912
MINUTECLINIC, LLC # 4469		3,478	428	11%	3,906
HEALTH CARE DISTRICT OF PALM BEACH COUNTY	2	3,629	274	7%	3,905
MINUTECLINIC LLC #3285		3,443	440	11%	3,883
PHYSICIANS PRIMARY CARE	2	3,537	344	9%	3,883
BRASHEAR'S VITAL CARE CORP		3,082	799	21%	3,881
MINUTECLINIC LLC #476		3,381	497	13%	3,878
BAPTIST HEALTH - CLAY		3,406	460	12%	3,866
MC DIAGNOSTIC OF CONNECTICUT, PC #2220		3,329	533	14%	3,862
MEDEXPRESS URGENT CARE - DELAND		3,415	443	11%	3,858
MINUTECLINIC LLC #8381		3,381	474	12%	3,855
SIPARADIGM LLC	59	3,511	265	7%	3,835
BAPTIST HEALTH SOUTH FLORIDA - BRICKELL URGENT CARE		3,182	639	17%	3,821
BMCT Molecular Diagnostics Subsection		3,252	569	15%	3,821
MINUTECLINIC LLC #3648		3,137	675	18%	3,812
MINUTECLINIC LLC #5157		3,372	435	11%	3,807
BAPTIST HEALTH EMERGENCY CENTER COUNTRY WALK	1	3,239	548	14%	3,788
MINUTECLINIC LLC #4612		3,103	617	17%	3,720
VERILY LIFE SCIENCES	3	3,639	77	2%	3,719
BAPTIST HEALTH URGENT CARE AT SAWGRASS		3,106	612	16%	3,718
MINUTECLINIC LLC #4024		3,245	441	12%	3,686
MINUTECLINIC LLC #3635		3,222	461	13%	3,683
PRIMEHEALTH URGENT CARE INC		3,124	529	14%	3,653
ADVENTHEALTH CENTRA CARE CONWAY		3,093	531	15%	3,624

COVID-19: testing by laboratory

Data through May 27, 2021 verified as of May 28, 2021 at 09:25 AM

Data in this report are provisional and subject to change.

The numbers in the table below represent the number of Florida and non-Florida residents for whom test results were received by the Department of Health. A person can be tested by more than one laboratory and can have both positive and negative results. **Therefore, the sum of the numbers in each column will be larger than the total number of people tested.**

Reporting lab	Inconclusive	Negative	Positive	Percent positive	Total
MIDWAY SPECIALTY CARE CENTER DIAGNOSTICS	38	3,335	241	7%	3,614
CLARITY LAB SOLUTIONS LLC		3,608	4	0%	3,612
MARINERS HOSPITAL	1	3,171	317	9%	3,489
GESSLER CLINIC	2	2,454	1,030	30%	3,486
BAPTIST HEALTH - OAKLEAF		2,936	521	15%	3,457
MEDEXPRESS FORT MYERS		3,030	419	12%	3,449
MINUTECLINIC LLC #214		2,908	537	16%	3,445
MEMORIAL HOSPITAL PEMBROKE	3	3,059	381	11%	3,443
ADVENT HEALTH - DADE CITY		3,033	409	12%	3,442
MEDIQUICK URGENT CARE CENTERS INC		2,665	751	22%	3,416
IMMOKALEE CHD		3,155	234	7%	3,389
ACCESS POINT HEALTHCARE URGENT & PRIMARY CARE	2	2,666	716	21%	3,384
HEALTH CENTRAL CLINICAL LABORATORY		2,953	423	13%	3,376
MEDEXPRESS URGENT CARE CORAL SPRINGS		2,985	370	11%	3,355
AFC PHYSICIANS OF FLORIDA PA		2,767	570	17%	3,337
MINUTECLINIC LLC #1815		2,988	344	10%	3,332
JACKSON HOSPITAL CLINICAL LABORATORY		2,951	372	11%	3,323
MINUTECLINIC LLC #3236		2,912	392	12%	3,304
SELECT LABORATORIES - MARION COUNTY, FL LLC	5	2,978	316	10%	3,299
BAY MEDICAL CENTER SACRED HEART HEALTH SYSTEM		2,632	666	20%	3,298
CHARLES AIESI CONSULTING INC	18	2,899	320	10%	3,237
JUPITER MEDICAL CENTER URGENT CARE		2,565	663	21%	3,228
APALACHEE CORRECTIONAL INSTITUTION EAST UNIT		3,184	35	1%	3,219
MEDEXPRESS URGENT CARE - CLEWISTON		2,689	513	16%	3,202
MINUTECLINIC LLC		2,847	353	11%	3,200
LAKE WALES MEDICAL CENTER INC		2,835	357	11%	3,192
GENOME LLC	2	2,975	207	7%	3,184
NXGEN MDX LLC	7	2,796	346	11%	3,149
PARRISH MEDICAL CENTER	3	2,756	386	12%	3,145
EMERGENCY PHYSICIANS MEDICAL CENTER		1,930	1,184	38%	3,114
KEYS AHEC SCHOOL MEDICAL CLINIC	15	2,941	153	5%	3,109
MINUTECLINIC LLC #8927		2,635	466	15%	3,101
GRAVITY DIAGNOSTICS, LLC	10	2,861	224	7%	3,095
MINUTECLINIC LLC #5069		2,596	496	16%	3,092
VETERANS AFFAIRS MEDICAL CENTER - ORLANDO	1	1,343	1,703	56%	3,047
CAREFAST+	1	2,230	803	26%	3,034
MEDEXPRESS URGENT CARE BOCA RATON		2,748	263	9%	3,011
MEDEXPRESS PORT CHARLOTTE		2,666	319	11%	2,985
BAPTIST HEALTHCARE - GULF BREEZE HOSPITAL	3	2,489	493	17%	2,985
MINUTECLINIC LLC #5187		2,594	371	13%	2,965
BAPTIST HEALTH SOUTH FLORIDA - MIAMI BEACH URGENT CARE		2,490	430	15%	2,920
FLORIDA MEDICAL CLINIC	3	1,387	1,527	52%	2,917
DR G'S URGENT CARE		2,537	378	13%	2,915
TAMPA COMMUNITY HOSPITAL		2,508	398	14%	2,906
AMELIA EXPRESS CARE LLC	10	2,542	351	12%	2,903
STONE CLINICAL LABORATORIES		2,790	96	3%	2,886

COVID-19: testing by laboratory

Data through May 27, 2021 verified as of May 28, 2021 at 09:25 AM

Data in this report are provisional and subject to change.

The numbers in the table below represent the number of Florida and non-Florida residents for whom test results were received by the Department of Health. A person can be tested by more than one laboratory and can have both positive and negative results. **Therefore, the sum of the numbers in each column will be larger than the total number of people tested.**

Reporting lab	Inconclusive	Negative	Positive	Percent positive	Total
WALGREENS ORLANDO	3	2,540	340	12%	2,883
MINI ER WATERFORD LAKES, THE		2,463	383	13%	2,846
MINUTECLINIC LLC #3637		2,276	560	20%	2,836
DONALD W ROBERTSON DO PA		2,216	617	22%	2,833
PATIENTS FIRST - THOMASVILLE ROAD		2,532	295	10%	2,827
BOND URGENT CARE LLC		2,140	672	24%	2,812
CITRUS MEMORIAL HOSPITAL LABORATORY		2,253	541	19%	2,794
CELESTA MEDICAL SERVICES LLC DBA - AMERICAN RESEARCH LABS		2,544	236	8%	2,780
OPTUM LABS LLC	1	2,551	222	8%	2,774
BAPTIST HEALTH EMERGENCY CENTER AT WEST CORAL WAY		2,304	454	16%	2,758
SACRED HEART HEALTH SYSTEM, INC	1	1,875	875	32%	2,751
EMERALD COAST URGENT CARE, LLC	1	2,062	678	25%	2,741
NCHMD INC		2,316	411	15%	2,727
PHYSICIANS STAT LAB INC	6	2,474	169	6%	2,649
ASCENSION SACRED HEART - GULF		2,059	571	22%	2,630
WHOLE FAMILY HEALTH CENTER INC		2,047	536	21%	2,583
ADVENT HEALTH - OCALA		2,124	447	17%	2,571
INTELEX LABS, LLC		2,477	84	3%	2,561
PENSACOLA PEDIATRICS PA	1	2,372	180	7%	2,553
PHYSICIANS STAT LAB	3	1,125	1,418	56%	2,546
CORE DIAGNOSTIC LABORATORIES LLC	17	2,180	342	13%	2,539
WHITE WILSON MEDICAL CENTER		1,114	1,410	56%	2,524
EMERALD COAST URGENT CARE LLC		1,825	657	26%	2,482
TOM LEE COMMUNITY HEALTH CENTER	1	1,795	685	28%	2,481
NCH NORTHEAST	7	1,949	523	21%	2,479
COMMUNITY HEALTH NORTHWEST FLORIDA	4	1,857	554	23%	2,415
FG RAPID RESULTS	6	1,995	402	17%	2,403
ASSOCIATED PATHOLOGISTS, LLC	3	1,983	399	17%	2,385
MARTIN HEALTH SYSTEM - ST LUCIE WEST		2,180	203	9%	2,383
BIO-TECH CLINICAL LABORATORIES INC		2,025	325	14%	2,350
UNIVERSITY OF NORTH FLORIDA STUDENT HEALTH		2,262	81	3%	2,343
MEDICAL CONSULTANTS OF FLORIDA, LLC	2	1,982	344	15%	2,328
BAYFRONT HEALTH - CITRUS HILLS		2,071	252	11%	2,323
ABSOLUTE GENOMICS	3	2,040	272	12%	2,315
PHYSICIAN ASSOCIATES		2,070	241	10%	2,311
FIU-HEALTH AUXILIARY LABORATORY	6	2,162	139	6%	2,307
LEE HEALTH - COCONUT POINT CLINICAL LAB	2	1,872	433	19%	2,307
ARCPPOINT LABS		1,618	675	29%	2,293
BARDMOOR LABORATORY	9	1,952	330	14%	2,291
ADVANCED MEDICAL OF NAPLES LLC		2,020	252	11%	2,272
MINUTECLINIC, LLC #3245		1,867	403	18%	2,270
PROHEALTH MEDICAL CLINIC		1,600	652	29%	2,252
LITTLE PINE PEDIATRICS	1	1,963	281	13%	2,245
READY RESPONDERS FLORIDA, PLLC		1,939	296	13%	2,235
AMERICAN SCIENTIFIC LABORATORIES LLC		2,174	57	3%	2,231
DOC SMILEYS URGENT CARE LLC		1,831	397	18%	2,228

COVID-19: testing by laboratory

Data through May 27, 2021 verified as of May 28, 2021 at 09:25 AM

Data in this report are provisional and subject to change.

The numbers in the table below represent the number of Florida and non-Florida residents for whom test results were received by the Department of Health. A person can be tested by more than one laboratory and can have both positive and negative results. **Therefore, the sum of the numbers in each column will be larger than the total number of people tested.**

Reporting lab	Inconclusive	Negative	Positive	Percent positive	Total
PRIMEHEALTH URGENT CARE	1	1,865	361	16%	2,227
FLOWERS HOSPITAL		2,010	192	9%	2,202
GENESIS LABORATORY MANAGEMENT	16	1,920	263	12%	2,199
OPTUMCARE FLORIDA LLC		1,774	342	16%	2,116
MIAMI JEWISH HEALTH SYSTEMS		2,021	90	4%	2,111
GENUS3		2,002	74	4%	2,076
LAKE BALDWIN		1,959	93	5%	2,052
ED FRASER MEMORIAL HOSPITAL		1,785	263	13%	2,048
STATMED OCALA	7	1,842	197	10%	2,046
BROAD INSTITUTE CLINICAL SEQUENCING RESEARCH PLATFORM	17	1,934	73	4%	2,024
PATIENTS FIRST LAKE ELLA MEDICAL CENTER		1,822	195	10%	2,017
MEDLAB DIAGNOSTICS, LLC		1,891	125	6%	2,016
SUNRISE URGENT CARE ASSOCIATES LLC D/B/A	10	1,433	559	28%	2,002
WILLIAM OWEN PASS PARK		1,738	257	13%	1,995
DOC SMILEY'S URGENT CARE		1,706	247	13%	1,953
BROWNWOOD CARE CENTER		1,712	236	12%	1,948
MEDFAST URGENT CARE CENTERS LLC	2	608	1,334	69%	1,944
LABORATORY SPECIALISTS OF MICHIGAN		1,601	333	17%	1,934
PEDIATRIC HEALTH CARE ALLIANCE - NORTHDALE		1,751	162	8%	1,913
PROJECT HEALTH, INC SUMTERVILLE	5	1,559	335	18%	1,899
ER QUICKCARE PL		1,619	267	14%	1,886
COLLIER URGENT CARE CENTERS CREEKSIDE		1,678	208	11%	1,886
SPEARHEAD MEDICAL		1,743	135	7%	1,878
QUICK CARE MED		1,513	358	19%	1,871
SPARROW HEALTHCARE	2	1,601	254	14%	1,857
NEIGHBORHOOD MEDICAL CENTER INC	17	1,647	187	10%	1,851
VRL EUROFINIS		1,803	43	2%	1,846
PARAMOUNT URGENT CARE - CLERMONT		1,087	759	41%	1,846
CYPRESS VILLAGE	1	1,801	30	2%	1,832
MEDEXPRESS URGENT CARE - JAX ATLANTIC BLVD		1,593	237	13%	1,830
ADVENTHEALTH CENTRA CARE TRINITY		1,572	247	14%	1,819
KETAMINE HEALTH CENTERS LLC	1	1,661	152	8%	1,814
FLORIDA DEPARTMENT OF HEALTH IN POLK COUNTY	2	1,385	418	23%	1,805
NORTH VISTA HOSPITAL LABORATORY		1,501	303	17%	1,804
CARENOW URGENT CARE - FORT PIERCE		1,372	428	24%	1,800
IGENOMIX USA LLC	55	1,574	165	9%	1,794
NORTH SHORE LONG ISLAND JEWISH HEALTH	1	1,696	96	5%	1,793
BREVARD HEALTH ALLIANCE INC, THE		1,655	116	7%	1,771
ACCESS MEDICAL LABS		959	810	46%	1,769
MYTEST DIAGNOSTICS		1,684	83	5%	1,767
FIRST QUALITY LABORATORY		1,657	106	6%	1,763
LABTECH DIAGNOSTIC		1,467	295	17%	1,762
SHELL POINT NURSING PAVILION	1	1,679	78	4%	1,758
RIVER TOWN DIAGNOSTIC LLC		1,470	286	16%	1,756
PARAMOUNT URGENT CARE VILLAGES		1,145	604	35%	1,749
LPG COCONUT POINT		1,489	250	14%	1,739

COVID-19: testing by laboratory

Data through May 27, 2021 verified as of May 28, 2021 at 09:25 AM

Data in this report are provisional and subject to change.

The numbers in the table below represent the number of Florida and non-Florida residents for whom test results were received by the Department of Health. A person can be tested by more than one laboratory and can have both positive and negative results. **Therefore, the sum of the numbers in each column will be larger than the total number of people tested.**

Reporting lab	Inconclusive	Negative	Positive	Percent positive	Total
Community_Health		1,533	199	11%	1,732
CAREMED CLINIC LLC	1	1,390	318	19%	1,709
BAPTIST HEALTH SOUTH FLORIDA - KEY BISCANE URGENT CARE EXPRESS		1,499	201	12%	1,700
JW PLASTIC SURGERY		1,449	246	15%	1,695
UNIVERSITY OF ALABAMA AT BIRMINGHAM		1,633	48	3%	1,681
ST ANNES NURSING CENTER		1,639	33	2%	1,672
CAREFAST MURABELLA		1,109	541	33%	1,650
BAPTIST HEALTH SOUTH FLORIDA - COUNTRY WALK URGENT CARE EXPRESS		1,385	252	15%	1,637
PRIMARY CARE SOUTH INC		1,121	503	31%	1,624
ELLENTON URGENT CARE		1,385	238	15%	1,623
FAMILY HEALTH CENTERS OF SOUTHWEST FLORIDA INC		1,470	147	9%	1,617
OPTEO LABORATORY		1,578	36	2%	1,614
MATRIX CLINICAL LABS (FORMERLY BIOCERNA LLC)	13	1,425	169	11%	1,607
NORTH FLORIDA PEDIATRICS - LAKE CITY		1,375	230	14%	1,605
BAPTIST HEALTHCARE - JAY HOSPITAL	3	1,213	380	24%	1,596
ASSURANCE SCIENTIFIC LABORATORIES	1	1,312	283	18%	1,596
UHEALTH CLINIC AT WALGREENS		1,285	301	19%	1,586
6TH MEDICAL GROUP - MCDILL AFB	3	1,476	106	7%	1,585
NYU HOSPITALS CENTER CLINICAL LABORATORIES		1,532	49	3%	1,581
MELBOURNE MEDICAL LABORATORY	2	1,367	205	13%	1,574
GROWING TOGETHER PEDIATRICS LLC		1,490	81	5%	1,571
ADDICTION LABS OF AMERICA	3	1,483	85	5%	1,571
EUROFINS NTD, LLC		1,518	45	3%	1,563
PALM BEACH ATLANTIC UNIVERSITY		1,504	52	3%	1,556
MINUTE CLINIC INCORPORATE		1,489	65	4%	1,554
PEDIATRICS OF CENTRAL FLORIDA PA	20	1,443	76	5%	1,539
SMA LAB	12	1,353	164	11%	1,529
INNOVATIVE TRANSFUSION MEDICINE, INC	11	1,336	179	12%	1,526
NORTH OKALOOSA MEDICAL CENTER		1,154	358	24%	1,512
CREEKSIDE CARE CENTER	1	1,321	188	12%	1,510
TREASURE COAST MEDICAL ASSOCIATES INC		749	760	50%	1,509
BETHESDA HEALTH URGENT CARE		1,290	206	14%	1,496
PROJECT HEALTH INC	4	1,276	215	14%	1,495
PALM BAY HOSPITAL CLINICAL LABORATORY		1,093	401	27%	1,494
EAST LAKE PEDIATRICS		1,315	137	9%	1,452
ADVANCE MEDICAL OF NAPLES		327	1,124	77%	1,451
TEMPUS CLINICAL LABORATORY	10	1,280	156	11%	1,446
STEWART REFERENCE LABORATORY	1	896	547	38%	1,444
UHEALTH DEERFIELD BEACH/UMSYLVESTER DEERFIELD BEACH LABORATORY	3	1,380	55	4%	1,438
COASTAL LABORATORIES	1	1,139	290	20%	1,430
CARE ONE OF FLORIDA LLC		1,077	351	25%	1,428
PATIENTS CHOICE LABORATORIES		831	593	42%	1,424
USF MORSANI CENTER FOR ADVANCED HEALTH CARE		1,250	169	12%	1,419
AMELIA EXPRESS CARE	1	772	643	45%	1,416
INTERLACHEN PEDIATRICS PA		1,343	66	5%	1,409
PALM HARBOR PHARMACY		1,214	173	12%	1,387

COVID-19: testing by laboratory

Data through May 27, 2021 verified as of May 28, 2021 at 09:25 AM

Data in this report are provisional and subject to change.

The numbers in the table below represent the number of Florida and non-Florida residents for whom test results were received by the Department of Health. A person can be tested by more than one laboratory and can have both positive and negative results. **Therefore, the sum of the numbers in each column will be larger than the total number of people tested.**

Reporting lab	Inconclusive	Negative	Positive	Percent positive	Total
ADVANCED DIAGNOSTIC LABORATORY		1,330	47	3%	1,377
ST PETERSBURG PEDIATRICS	1	1,246	127	9%	1,374
APLS SERVICES LLC D/B/A CLEAR DIAGNOSTICS	22	1,313	30	2%	1,365
VAVA PARTNERS LLC		529	835	61%	1,364
ASCENSION ST VINCENT'S - SOUTHSIDE		1,308	49	4%	1,357
BERNHARDT LABORATORIES	3	1,243	98	7%	1,344
XPRESS URGENT CARE	4	1,132	206	15%	1,342
HALIFAX MEDICAL CENTER-PORT ORANGE LAB		1,171	170	13%	1,341
INTERLACHEN PEDIATRICS		1,294	47	4%	1,341
NAPLES URGENT CARE	1	882	452	34%	1,335
MINUTECLINIC LLC #3281		1,169	163	12%	1,332
MIDWAY SPECIATLY CARE CENTER	3	1,106	222	17%	1,331
PENSACOLA PEDIATRICS PA - TIGER POINT	24	1,181	122	9%	1,327
LAB24 INC	3	643	677	51%	1,323
ADVENTHEALTH EXPRESS CARE AT WALGREENS		1,140	181	14%	1,321
HOLIDAY CVS LLC DBA CVSPHARMACY #5155		1,242	73	6%	1,315
NORTH FLORIDA PEDIATRICS-TALLAHASSEE	1	1,206	108	8%	1,315
SOLARIS HEALTHCARE PALATKA		1,197	106	8%	1,303
MILLENNIA ADVANCED SCIENTIFIC LLC		1,233	68	5%	1,301
TYNDALL AIR FORCE BASE		1,070	228	18%	1,298
FISHERMENS HOSPITAL CLINICAL LAB		1,192	100	8%	1,292
MILLER BIOCONNECT		1,195	95	7%	1,290
BREVARD HEALTH ALLIANCE		974	315	24%	1,289
COASTAL PEDIATRIC GROUP		1,121	163	13%	1,284
LOOP PEDIATRICS PA	3	1,104	172	13%	1,279
PROFESSIONAL HEALTH EXAMINERS DBA PROHEALTH	1	1,040	230	18%	1,271
STAGEZERO LIFE SCIENCES INC	4	1,162	105	8%	1,271
ARCPPOINT LABS OF CORAL SPRINGS FL		992	266	21%	1,258
CATALYST WALK IN CLINIC		999	244	20%	1,243
LAB DOCTOR		1,096	143	12%	1,239
EPN URGENT CARE NAPLES	2	792	423	35%	1,217
NORTH FLORIDA MEDICAL GROUP		1,050	167	14%	1,217
ALTAMONTE MD		982	233	19%	1,215
CLINICORE		1,124	91	7%	1,215
CLARITY LABS		1,085	109	9%	1,194
CAPE CANAVERAL HOSPITAL		868	320	27%	1,188
BHA CENTRAL COUNTY CLINIC		1,066	110	9%	1,176
PROFESSIONAL HEALTH EXAMINERS		1,005	153	13%	1,158
PENSACOLA PEDIATRICS	2	1,057	97	8%	1,156
SPRING HILL HEALTH AND REHABILITATION CENTER		1,127	28	2%	1,155
CHURCH OF SCIENTOLOGY FLAG SERVICE ORGANIZATION		1,097	54	5%	1,151
NORTH FL SOUTH GA HCS-LAKE CITY	3	1,109	37	3%	1,149
PRIMARY CARE OF THE TREASURE COAST		1,010	138	12%	1,148
MINUTECLINIC, LLC DBA MINUTECLINIC #4717		1,100	43	4%	1,143
PEDIATRIC HEALTHCARE ALLIANCE		1,081	59	5%	1,140
CAPSTONE HEALTHCARE		802	330	29%	1,132

COVID-19: testing by laboratory

Data through May 27, 2021 verified as of May 28, 2021 at 09:25 AM

Data in this report are provisional and subject to change.

The numbers in the table below represent the number of Florida and non-Florida residents for whom test results were received by the Department of Health. A person can be tested by more than one laboratory and can have both positive and negative results. **Therefore, the sum of the numbers in each column will be larger than the total number of people tested.**

Reporting lab	Inconclusive	Negative	Positive	Percent positive	Total
GENEIQ		1,064	65	6%	1,129
VERITAS GENETICS	61	945	119	11%	1,125
CLINICAL ENTERPRISE, INC		1,099	25	2%	1,124
DEPT OF VA MEDICAL CENTER - MIAMI	10	1,061	52	5%	1,123
CHILDRENS MEDICAL ASSOCIATION		1,030	88	8%	1,118
EMERALD COAST PEDIATRICS		1,058	57	5%	1,115
BAPTIST HEALTH - MD ANDERSON CANCER CENTER		1,108	6	1%	1,114
LENCO MEDICAL LABORATORY		1,051	58	5%	1,109
THE HEALTH CENTER OF PLANT CITY		1,027	82	7%	1,109
24 HOUR PEDIATRIC CARE CENTER	4	1,030	74	7%	1,108
EAST LAKE PEDIATRICS PA		1,008	96	9%	1,104
CVS HEALTH	1	878	224	20%	1,103
SOUTHEAST ALABAMA MEDICAL CENT		1,036	62	6%	1,098
Fernandina Beach Rehabilitation and Nursing Center	1	1,078	19	2%	1,098
XYZ LABORATORY	8	943	146	13%	1,097
WOODLANDS MEDICAL SPECIALISTS		816	270	25%	1,086
HENDRY REGIONAL MEDICAL CENTER CLINICAL LABORATORY		817	264	24%	1,081
NORTH SHORE LIJ URGENT CARE PC		1,017	61	6%	1,078
C.W. BILL YOUNG VA MEDICAL CENTER	1	23	1,052	98%	1,076
SOLARIS HEALTHCARE CHARLOTTE HARBOR		1,018	56	5%	1,074
AMERICAN FAMILY CARE PENSACOLA WEST		533	533	50%	1,066
JACKSONVILLE BEACH PEDIATRIC CARE CENTER		990	74	7%	1,064
RESTORE HEALTH URGENT CARE		865	197	19%	1,062
FAST TRACK URGENT CARE CENTER		5	1,057	100%	1,062
RAINBOW RIVER MEDICAL LABORATORY		978	83	8%	1,061
WHITE-WILSON MEDICAL CENTER - FORT WALTON BEACH		1,026	26	2%	1,052
COVANCE CLINICAL RESEARCH UNIT INC		1,016	29	3%	1,045
CONSULATE HEALTH CARE OF NEW PORT RICHEY	2	909	127	12%	1,038
VRL EUROFINIS - DALLAS		1,024	13	1%	1,037
NORTH FLORIDA PEDIATRICS PA - SUWANNEE	3	897	131	13%	1,031
WHITE WILSON MEDICAL CENTER PA - NAVARRE		893	131	13%	1,024
EMED LABS, LLC	3	999	21	2%	1,023
CALHOUN LIBERTY HOSPITAL		845	171	17%	1,016
VERITOR		852	162	16%	1,014
HISTOPATHOLOGY SERVICES, LLC		903	111	11%	1,014
PHAROS HEALTH		756	258	25%	1,014
E-LAB OF FLORIDA		923	90	9%	1,013
MEDICAL CENTER OF DELTONA, INC		877	135	13%	1,012
DAIRY ROAD URGENT CARE	2	847	161	16%	1,010
DEPARTMENT OF CLINICAL LABS	2	982	21	2%	1,005
PALM GARDEN OF PORT SAINT LUCIE		993	12	1%	1,005
TOTAL RENAL LABORATORIES INC DBA DAVITA LABS	1	871	130	13%	1,002
MOORINGS PARK INSTITUTE, INC, THE		962	39	4%	1,001
VIERA HOSPITAL, INC		805	192	19%	997
LAKELAND REGIONAL HEALTH - PWC/OB		36	954	96%	990
WELL HEALTH WORKS	24	885	80	8%	989

COVID-19: testing by laboratory

Data through May 27, 2021 verified as of May 28, 2021 at 09:25 AM

Data in this report are provisional and subject to change.

The numbers in the table below represent the number of Florida and non-Florida residents for whom test results were received by the Department of Health. A person can be tested by more than one laboratory and can have both positive and negative results. **Therefore, the sum of the numbers in each column will be larger than the total number of people tested.**

Reporting lab	Inconclusive	Negative	Positive	Percent positive	Total
NORTH FLORIDA PEDIATRICS PA	2	865	119	12%	986
UNIVERSITY OF WEST FLORIDA STUDENT HEALTH SERVICES	1	855	128	13%	984
ANY LAB TEST NOW	2	698	281	29%	981
REDI MED LLC		797	183	19%	980
GULF COAST VILLAGE		931	43	4%	974
Point of Care Testing	1	128	839	87%	968
PALACE NURSING HOME & REHAB CENTER		923	43	4%	966
LEE COUNTY EMERGENCY MEDICAL SERVICE	1	827	131	14%	959
TACACHALE CLINICAL LABORATORY	1	905	51	5%	957
ORLANDO HEALTH AND REHAB CENTER		911	45	5%	956
BOND CLINIC PA PEDIATRICS DEPT		892	62	6%	954
NCHMD, INC SOUTHEAST IMMEDIATE CARE		751	201	21%	952
MOLECULAR TESTING LABS		862	90	9%	952
Victoria Nursing and Rehabilitation Center		892	55	6%	947
PRINCIPLE LABORATORY	8	914	24	3%	946
INTEGRITY LABORATORIES, LLC	4	773	165	18%	942
COASTAL PHYSICIANS, LLC		762	179	19%	941
ENCOMPASS HEALTH		916	22	2%	938
ABBOTT LABORATORIES		815	123	13%	938
EXPRESS PHARMACY		860	73	8%	933
GENE TOX WORLDWIDE	60	736	125	14%	921
DOCTOR'S MEMORIAL HOSPITAL		751	169	18%	920
CLINICAL PATHOLOGY LABS INC		833	87	9%	920
J AND G MEDICAL GROUP LLC		768	151	16%	919
AFC URGENT CARE CLEARWATER	1	197	714	78%	912
WATSON THERAPEUTICS INC	1	864	39	4%	904
CRUCIAL CARE EMERGENCY MEDICINE DOCTORS		721	177	20%	898
PALM GARDEN OF VERO BEACH		846	51	6%	897
CARITHERS PEDIATRIC GROUP		835	61	7%	896
LIFE CARE CENTER OF NEW PORT RICHEY		855	41	5%	896
MINUTECLINIC LLC, #10357		890	6	1%	896
Tampa Lakes Health and Rehabilitation Center	2	819	73	8%	894
POINT WASHINGTON MEDICAL CLINIC	1	678	213	24%	892
FAMILY HEALTH CENTERS OF SWF LABS	2	765	124	14%	891
PRIMARY CARE SERVICES AT ST ANDREWS ESTATES		887	3	0%	890
AMERICAN MEDICAL RESPONSE		876	10	1%	886
RUSKIN HEALTH CENTER	1	599	280	32%	880
PEDIATRIC HEALTHCARE ALLIANCE PA		816	63	7%	879
PHYSICIANS PRIMARY CARE OF SOUTHWEST FLORIDA	1	843	34	4%	878
PRIMARY CARE SERVICES AT INDIAN RIVER ESTATES		849	26	3%	875
ADVENTHEALTH MEDICAL GROUP PROMPT CARE		639	233	27%	872
BRISTOL AT TAMPA, THE	4	843	22	3%	869
CITY MEDICAL OF NEW JERSEY, PC		787	77	9%	864
Southern Oaks Care Center	1	820	38	4%	859
ADVENT HEALTH - DELTONA ER		713	144	17%	857
VALENCIA HILLS HEALTH AND REHABILITATION CENTER		839	18	2%	857

COVID-19: testing by laboratory

Data through May 27, 2021 verified as of May 28, 2021 at 09:25 AM

Data in this report are provisional and subject to change.

The numbers in the table below represent the number of Florida and non-Florida residents for whom test results were received by the Department of Health. A person can be tested by more than one laboratory and can have both positive and negative results. **Therefore, the sum of the numbers in each column will be larger than the total number of people tested.**

Reporting lab	Inconclusive	Negative	Positive	Percent positive	Total
PEDIATRICS IN BREVARD PA		783	71	8%	854
FLORIDA GULF COAST UNIVERSITY		657	196	23%	853
CENTRAL FLORIDA HEALTH CARE INC		727	124	15%	851
LIFEBRITE	2	612	233	28%	847
VITAS HEALTHCARE CORPORATION OF FLA	1	838	7	1%	846
AUGUSTUS LABS LLC		696	148	18%	844
BUFFALO CROSSING HEALTHCARE & REHABILITATION CTR		822	19	2%	841
CareATC - Jackson	120	673	46	5%	839
DYNIX DIAGNOSTICS	2	548	288	34%	838
PEBBLEBROOK PHARMACY	1	689	139	17%	829
MEDONE URGENT CARE CENTER		604	224	27%	828
GOLDEN GATE FAMILY CLINIC		332	494	60%	826
BOND AND STEELE CLINIC PA		611	215	26%	826
THE PRESERVE		808	17	2%	825
PALM GARDEN OF CLEARWATER		800	18	2%	818
FLORIDA HOSPITAL ORLANDO		743	74	9%	817
FLAGLER COUNTY HEALTH DEPARTMENT	3	634	179	22%	816
MANOR CARE HEALTH SERVICES - FT MYERS		782	31	4%	813
ASAP LABS LLC	7	655	151	19%	813
ORANGE BLOSSOM FAMILY HEALTH		761	50	6%	811
ASCENSION ST VINCENT'S - CLAY		775	35	4%	810
NATURE COAST MEDICAL GROUP		660	147	18%	807
SEMINOLE NURSING PAVILION		796	8	1%	804
NITE LITE PEDIATRICS		234	564	71%	798
NONE		308	489	61%	797
TELESCOPE HEALTH LLC	4	671	121	15%	796
DXTERITY DIAGNOSTICS	3	748	45	6%	796
AFC URGENT CARE		346	447	56%	793
Crestview Rehabilitation Center	5	657	129	16%	791
ADVENT HEALTH - WESTCHASE ER		694	95	12%	789
ETHOS WELLNESS PHARMACY		737	52	7%	789
MOUNT SINAI LABORATORY		749	38	5%	787
KENDALL HEALTHCARE PROPERTIES DBA	2	752	30	4%	784
HEARTLAND PEDIATRICS OF LAKE WALES		703	80	10%	783
SOUTHERN LABORATORY SERVICES OF NWF		741	41	5%	782
RAINBOW PEDIATRIC CENTER PA		731	48	6%	779
WILLOWBROOKE COURT AT EDGEWATER POINTE ESTATES		770	9	1%	779
LIFE CARE CENTER OF PENSACOLA		725	51	7%	776
CLINICAL LABS OF HAWAII		769	5	1%	774
SAINTS 120 LLC	1	738	34	4%	773
VENICE REGIONAL BAYFRONT HEALTH (PULMONARY)		637	135	17%	772
PALM BEACH COUNTY FIREFIGHTERS HEALTH CLINIC, LLC		663	106	14%	769
BOCA GRANDE HEALTH CLINIC		727	41	5%	768
NAIA		763	1	0%	764
ORLANDO ORTHOPAEDIC OUTPATIENT SURGERY CENTER LLC		755	5	1%	760
CARE ONE OF FLORIDA	1	574	185	24%	760

COVID-19: testing by laboratory

Data through May 27, 2021 verified as of May 28, 2021 at 09:25 AM

Data in this report are provisional and subject to change.

The numbers in the table below represent the number of Florida and non-Florida residents for whom test results were received by the Department of Health. A person can be tested by more than one laboratory and can have both positive and negative results. **Therefore, the sum of the numbers in each column will be larger than the total number of people tested.**

Reporting lab	Inconclusive	Negative	Positive	Percent positive	Total
MORSELIFE MEMORY CARE RESIDENCE		747	11	1%	758
MAIN STREET MEDICAL CENTER		226	529	70%	755
FHMG FLORIDA HOSPITAL MEDICAL GROUP	1	704	46	6%	751
NORTHEAST FLORIDA NEUROLOGY CLINICS, INC		637	113	15%	750
MANOR PINES CONVALESCENT CENTER LLC	1	724	25	3%	750
OCALA FAMILY MEDICAL CENTER INC	2	646	101	13%	749
MANOR CARE NURSING CENTER OF SARASOTA FL LLC		660	88	12%	748
LIFE CARE CENTER OF ORANGE PARK		713	34	5%	747
ADVENT HEALTH LAB - ORLANDO		434	312	42%	746
CLIFFORD CHESTER SIMS STATE VETERANS		731	13	2%	744
ARTHREX MEDICAL CENTER	1	581	161	22%	743
EDEN SPRINGS NURSING AND REHAB CENTER		631	112	15%	743
SANTA ROSA MEDICAL GROUP		575	166	22%	741
FORT MYERS INTERNAL MEDICINE, LLC		670	70	9%	740
BALDWIN PEDIATRICS	1	703	35	5%	739
Signature HealthCare Center of Waterford		699	39	5%	738
ADVENT HEALTH - TIMBERRIDGE ER		623	112	15%	735
GULF COAST MOLECULAR LABORATORIES	13	611	110	15%	734
AMERICA'S PHARMACY LLC		649	84	11%	733
BAPTIST PRIMARY CARE	2	601	128	18%	731
MEDONE URGENT CARE AT ST. AUGUSTINE		270	461	63%	731
DIAMOND RIDGE HEALTH AND REHABILITATION		694	36	5%	730
VETERANS AFFAIRS MEDICAL CENTER	1	45	683	94%	729
JOHN KNOX VILLAGE HEALTH CENTER		694	34	5%	728
FLORIDA HOSPITAL WAUCHULA		563	165	23%	728
INTERNAL MEDICINE & PEDIATRICS OF TAMPA BAY PA		647	80	11%	727
PALM GARDEN OF OCALA	5	620	102	14%	727
NAPLES CHILDREN'S URGENT CARE		642	84	12%	726
NCH HEALTHCARE SYSTEM MICROBIOLOGY LAB		2	723	100%	725
NCH HEALTHCARE BONITA		578	145	20%	723
ADVENTHEALTH MEDICAL GROUP PROMPT CAR	1	531	191	26%	723
DISNEY COVID TEST SITE		703	17	2%	720
QUOTIENT SCIENCES		694	25	3%	719
SIGNATURE HEALTHCARE OF BROOKWOOD GARDENS		705	11	2%	716
ADDINGTON PLACE AT WELLINGTON GREEN		705	11	2%	716
CHILDRENS CLINIC WEST FLORIDA PEDIATRICS		658	57	8%	715
SUWANNEE HEALTH AND REHABILITATION CENTER		710	5	1%	715
EMERALD SHORES HEALTH AND REHABILITATION		610	102	14%	712
QUALITOX LABORATORIES		522	190	27%	712
HOLMES REGIONAL MEDICAL CENTER		11	697	98%	708
VITAS HEALTHCARE CORP OF CENTRAL FL		682	26	4%	708
MEDICAL FP - WHOLE FAMILY HEALTH CENTER		587	120	17%	707
GRAND COURT TAMPA		702	4	1%	706
RIVER GARDEN HEBREW HOME FOR THE AGED		646	59	8%	705
MAYFLOWER ASSISTED LIVING		689	7	1%	696
PREMIER MEDICAL LABORATORY SERVICES	2	468	225	32%	695

COVID-19: testing by laboratory

Data through May 27, 2021 verified as of May 28, 2021 at 09:25 AM

Data in this report are provisional and subject to change.

The numbers in the table below represent the number of Florida and non-Florida residents for whom test results were received by the Department of Health. A person can be tested by more than one laboratory and can have both positive and negative results. **Therefore, the sum of the numbers in each column will be larger than the total number of people tested.**

Reporting lab	Inconclusive	Negative	Positive	Percent positive	Total
GOLDEN GLADES NURSING & REHABILITATION CTR		655	40	6%	695
COLLIER COUNTY JAIL		691	3	0%	694
SABAL PALMS HEALTH AND REHAB		631	63	9%	694
MICHAEL A MIDDLETON MD PA		655	34	5%	689
FLORIDA HOSPITAL MEDICAL GROUP		420	267	39%	687
PALM GARDEN OF TAMPA		654	33	5%	687
FLORIDA STATE HOSPITAL CLINICAL LABORATORY		677	7	1%	684
CLEWISTON NURSING AND REHABILITATION CENTER		669	14	2%	683
SHORE ACRES CARE CENTER		635	40	6%	675
Plantation Bay Rehabilitation Center		650	24	4%	674
TREE HOUSE PEDIATRICS PLLC		606	68	10%	674
MINI ER ADULT AND PEDIATRIC URGENT CARE		574	98	15%	672
BODYK		658	13	2%	671
VIERA VA OPC		660	11	2%	671
FIRST CHOICE PEDIATRICS		546	121	18%	667
LIFE CARE CENTER OF HILLIARD		643	22	3%	665
DBI HEALTH INC		647	16	2%	663
HARBOUR HEALTH CENTER		643	19	3%	662
SOLARIS HEALTHCARE BAYONET POINT		641	21	3%	662
ST JOHN'S NURSING CENTER		637	25	4%	662
HMA SANTA ROSA MEDICAL CENTER LLC DBA		538	123	19%	661
NSPIRE HEALTHCARE MIAMI LAKES	8	638	15	2%	661
XPRESS URGENT CARE- PORT ST. LUCIE		494	165	25%	659
WILLOW BROOKE COURT AT INDIAN RIVER ESTATES		613	46	7%	659
VETERANS AFFAIRS MEDICAL CENTER - JAMES A HALEY			658	100%	658
FLORIDA DEPARTMENT OF HEALTH IN CALHOUN COUNTY		508	148	23%	656
POINT OF CARE TESTING SITE		630	26	4%	656
Consulate Health Care of North Fort Myers		638	16	2%	654
BONIFAY NURSING AND REHAB CENTER		620	33	5%	653
MAVERICK LABS		461	191	29%	652
MID-FLORIDA PATHOLOGY		483	168	26%	651
EXPRESS URGENT CARE LLC		1	647	100%	648
SEBASTIAN RIVER MEDICAL CENTER	3	456	183	29%	642
SOLARIS HEALTHCARE LAKE CITY		538	103	16%	641
BALDOMERO LOPEZ STATE VETERANS NURSING HOME	2	633	6	1%	641
CONTINENTAL CLINICAL RESEARCH, LLC		565	75	12%	640
CHILDRENS MEDICAL ASSOCIATION PA		570	70	11%	640
WELL-BEING MEDICAL CENTER PLLC		572	67	10%	639
PARTICLE THEORY LABS		607	25	4%	632
FLORIDA HOSPITAL HEARTLAND MED CTR LAKE PLACID		502	128	20%	630
ANCIENT CITY PEDIATRICS	1	601	28	4%	630
PIONEER CLINICAL LAB LLC		515	115	18%	630
GEORGIA PUBLIC HEALTH LABORATORY		588	42	7%	630
PALM GARDEN OF ORLANDO		596	34	5%	630
PHYSICIANS PRIMARY CARE LAB	1	552	77	12%	630
HOSPICE OF THE FLORIDA SUNCOAST,THE		620	10	2%	630

COVID-19: testing by laboratory

Data through May 27, 2021 verified as of May 28, 2021 at 09:25 AM

Data in this report are provisional and subject to change.

The numbers in the table below represent the number of Florida and non-Florida residents for whom test results were received by the Department of Health. A person can be tested by more than one laboratory and can have both positive and negative results. **Therefore, the sum of the numbers in each column will be larger than the total number of people tested.**

Reporting lab	Inconclusive	Negative	Positive	Percent positive	Total
CONSULATE HEALTHCARE OF VERO BEACH	14	532	83	13%	629
AFC URGENT CARE FAMILY CARE		1	627	100%	628
DAVITA LABS	4	613	11	2%	628
ENCOMPASS HEALTH REHABILITATION HOSPITAL OF SUNRISE	8	611	8	1%	627
THERADOC		152	471	76%	623
VILLA MARIA NURSING & REHAB CENTER INC	1	604	17	3%	622
JAMES A HALEY VETERANS HOSPITAL		2	619	100%	621
SUNSHINE URGENT CARE LLC		463	157	25%	620
HOPE HOSPICE AND COMMUNITY SERVICES INC	14	585	21	3%	620
INNOVATIVE GENOMICS, LLC	10	559	50	8%	619
NEW YORK HOSPITAL LABORATORIES	1	601	16	3%	618
LORI MCAULIFFE MD PA		567	51	8%	618
The Manor at Blue Water Bay		551	63	10%	614
PALMETTO FAMILY HEALTHCARE	1	401	211	34%	613
FOUNTAIN MANOR HEALTH AND REHAB CENTER	1	590	22	4%	613
AFC URGENT CARE SEMINOLE	1		611	100%	612
URGENT CARE EXPRESS LLC	1	247	364	59%	612
PEDIATRICS BY THE SEA		567	45	7%	612
PENSACOLA PEDIATRICS MILTON		548	63	10%	611
HOLY CROSS HOSPITAL		13	598	98%	611
Solaris Healthcare Daytona	2	556	52	9%	610
DOH - INDIAN RIVER		500	107	18%	607
LAUDERDALE NURSING CENTER LLC	1	586	19	3%	606
WEST GABLES HEALTH CARE CENTER		590	13	2%	603
University Crossing		599	3	0%	602
MANOR OAKS NURSING & REHAB CENTER	5	593	3	0%	601
HEALTH CENTER AT BRENTWOOD	1	553	47	8%	601
PATIENTS FIRST - MAHAN DRIVE		164	436	73%	600
DASCENA, INC	3	537	60	10%	600
NORTH FLORIDA RETIREMENT VILLAGE		595	5	1%	600
TUSKAWILLA NURSING AND REHAB CENTER	2	589	8	1%	599
CONSULATE HEALTH CARE OF BAYONET POINT	4	571	22	4%	597
PORT SAINT LUCIE HOSPITAL		586	10	2%	596
PLANT CITY PEDIATRICS	1	480	114	19%	595
PALM GARDEN OF WINTER HAVEN	3	576	16	3%	595
NORTH FLORIDA REHABILITATION & SPECIALTY CARE		574	20	3%	594
UNIVERSITY OF TAMPA INC, THE		572	21	4%	593
LIFE CARE CENTER OF WINTER HAVEN		573	20	3%	593
AFC URGENT CARE TYRONE		4	589	99%	593
BROOKDALE FORT MYERS CYPRESS LAKE		590	2	0%	592
PEDIATRIC ASSOCIATES OF OCALA PA		550	42	7%	592
THE VILLAGES REGIONAL HOSPITAL FREESTANDING		539	52	9%	591
DIGNITY HEALING, LLC		572	19	3%	591
MEDICAL VB		468	121	21%	589
MIDWAY SPECIALTY CARE CENTER	3	471	114	19%	588
BAPTIST PRIMARY CARE, INC		555	32	5%	587

COVID-19: testing by laboratory

Data through May 27, 2021 verified as of May 28, 2021 at 09:25 AM

Data in this report are provisional and subject to change.

The numbers in the table below represent the number of Florida and non-Florida residents for whom test results were received by the Department of Health. A person can be tested by more than one laboratory and can have both positive and negative results. **Therefore, the sum of the numbers in each column will be larger than the total number of people tested.**

Reporting lab	Inconclusive	Negative	Positive	Percent positive	Total
SHORELINE PHYSICIAN GROUP		364	223	38%	587
THE PALACE AT HOMESTEAD	1	565	21	4%	587
METROPOLITAN HOSPITAL CENTER		576	9	2%	585
BENTON PEDIATRICS INC		523	59	10%	582
Palm Garden of Largo		577	4	1%	581
NURSING PLUS OF BROWARD LLC	1	556	23	4%	580
EMERALD COAST PEDIATRICS & ADOL		512	67	12%	579
OCEAN BIOSCIENCES		566	12	2%	578
RICARDO NAVARRO DO PA		488	90	16%	578
ARCPPOINTS LABS		507	71	12%	578
Good Samaritan Society Kissimmee Village		509	67	12%	576
ECCOLAB GROUP	1	153	420	73%	574
PARKLANDS FACILITY INC	4	527	42	7%	573
PREMIER MEDICAL CENTER LLC	11	534	28	5%	573
TENNESSEE DOH - NASHVILLE	2	504	66	12%	572
WHITE-WILSON MEDICAL CENTER - NICEVILLE		520	51	9%	571
GANDY CROSSING CARE CENTER	1	545	24	4%	570
STEWART SEBASTIAN RIVER MEDICAL CENTER		511	59	10%	570
LITTLE PINE PEDIATRICS PLLC	3	500	66	12%	569
KINDRED HOSPITAL	10	537	22	4%	569
PALM GARDEN OF JACKSONVILLE	2	487	80	14%	569
BOULEVARD REHABILITATION CENTER		551	16	3%	567
THE SPRINGS AT BOCA CIEGA BAY		555	12	2%	567
CHAUTAUQUA REHABILITATION AND NURSING CENTER		555	12	2%	567
MEMORIAL PEMBROKE 24/7 CARE CENTER		437	129	23%	566
BROWARD PARTNERSHIP	6	550	8	1%	564
VETERANS AFFAIRS MEDICAL CENTER - BAY PINES		19	543	97%	562
NEMOURS CHILDREN'S HOSPITAL		453	109	19%	562
ATLANTIC SHORES NURSING AND REHAB CENTER	1	548	13	2%	562
SANDBAY URGENT CARE		455	106	19%	561
VETERANS AFFAIRS MEDICAL CENTER - GAINESVILLE		3	557	99%	560
CITRUS NURSING CENTER LLC		513	47	8%	560
CARENOW	3	315	241	43%	559
Heartland Healthcare of Ft. Myers	1	553	3	1%	557
MEDIPATH PATHOLOGY SERVICES		109	448	80%	557
The Sands at South Beach		549	4	1%	553
MAGNOLIA FAMILY URGENT CARE		499	53	10%	552
EXPERTUS LABORATORIES INC		448	103	19%	551
BROOKSVILLE HEALTHCARE CENTER LLC		532	18	3%	550
UNIVERSITY OF CENTRAL FLORIDA HEALTH SERVICES		527	23	4%	550
CLERMONT HEALTH AND REHABILITATION CENTER		516	34	6%	550
HERON POINTE HEALTH AND REHABILITATION	1	545	3	1%	549
OKEECHOBEE COUNTY HEALTH DEPT	1	398	148	27%	547
VITAE DIAGNOSTICS		534	13	2%	547
PORT CHARLOTTE HMA		486	60	11%	546
NCF DIAGNOSTICS & DNA TECHNOLOGIES	15	213	318	58%	546

COVID-19: testing by laboratory

Data through May 27, 2021 verified as of May 28, 2021 at 09:25 AM

Data in this report are provisional and subject to change.

The numbers in the table below represent the number of Florida and non-Florida residents for whom test results were received by the Department of Health. A person can be tested by more than one laboratory and can have both positive and negative results. **Therefore, the sum of the numbers in each column will be larger than the total number of people tested.**

Reporting lab	Inconclusive	Negative	Positive	Percent positive	Total
JACKSON MEMORIAL LONG TERM CARE CENTER		508	36	7%	544
MANOR AT CARPENTERS		512	32	6%	544
COASTAL URGENT CARE		428	116	21%	544
DOCTORS CENTER,THE		432	111	20%	543
SAMANTHA WILSON CARE CENTER	4	526	12	2%	542
PINES OF SARASOTA		532	9	2%	541
STARKE FAMILY MEDICAL CENTER		445	95	18%	540
WIMAUMA COMMUNITY HEALTH CENTER		448	92	17%	540
MOOSEHAVEN HEALTH CENTER		478	62	11%	540
AMBULATORY SURGERY CENTER OF BOCA RATON LTD		535	4	1%	539
ORLANDO HEALTH CENTER FOR REHABILITATION		524	15	3%	539
LIFE CARE CENTER OF PALM BAY□		510	28	5%	538
FLORIDA DEPARTMENT OF HEALTH CLAY COUNTY	2	435	101	19%	538
FLOMEDILAB		301	237	44%	538
ORLANDO VA MEDICAL CENTER		2	534	100%	536
Ocala Health and Rehabilitation Center		511	25	5%	536
MEDSCAN LABORATORY INC	1	316	218	41%	535
TRINITY REGIONAL REHAB CENTER		502	33	6%	535
NEW YORK PRESBYTERIAN - CUMC CLINICAL		514	20	4%	534
PALM BEACH PEDIATRICS PA	2	460	71	13%	533
ST CLOUD REGIONAL MEDICAL CENTER CLINICAL LAB		394	139	26%	533
GOOD SAMARITAN CENTER		528	3	1%	531
NEW PLANT CITY FAMILY CARE	1	296	234	44%	531
HILLCREST HEALTH CARE & REHABILITATION CENTER	3	513	15	3%	531
JACKSON MEMORIAL PERDUE MEDICAL CENTER		502	29	5%	531
LIFE HOPE LABS, LLC		510	19	4%	529
MED FAST URGENT CARE CENTER		260	269	51%	529
SUSANNA WESLEY HEALTH CENTER		491	37	7%	528
MEDICAL CENTER CLINIC-IMMEDIATE CARE	1	423	104	20%	528
ENZO CLINICAL LABS INC	3	499	26	5%	528
TIDEWELL HOSPICE INC	2	518	7	1%	527
SOLARIS HEALTHCARE OSCEOLA		502	25	5%	527
LA MER NH LLC□		519	8	2%	527
BHA TITUSVILLE CLINIC		492	35	7%	527
MEMPHIS PATHOLOGY LABORATORY	5	497	24	5%	526
Solaris HealthCare Windermere		492	33	6%	525
PW WINDERMERE SUBTENANT LLC		521	4	1%	525
ASSOCIATESMD MEDICAL GROUP INC		446	77	15%	523
AZALEA TRACE PHYSICIAN SERVICES		515	7	1%	522
VITAS HEALTHCARE CORPORATION		515	5	1%	520
MEDFAST URGENT CARE CENTERS		231	283	55%	514
FAIRWAY OAKS CENTER LLC	6	502	6	1%	514
SOLARIS HEALTHCARE MERRITT ISLAND		449	62	12%	511
SANFORD LABORATORIES		465	46	9%	511
HOLISTIX TREATMENT CENTERS		499	11	2%	510
AMEERAH LABS, LLC	2	417	90	18%	509

COVID-19: testing by laboratory

Data through May 27, 2021 verified as of May 28, 2021 at 09:25 AM

Data in this report are provisional and subject to change.

The numbers in the table below represent the number of Florida and non-Florida residents for whom test results were received by the Department of Health. A person can be tested by more than one laboratory and can have both positive and negative results. **Therefore, the sum of the numbers in each column will be larger than the total number of people tested.**

Reporting lab	Inconclusive	Negative	Positive	Percent positive	Total
FLO-MEDILAB SERVICES LLC		195	313	62%	508
RENAISSANCE AT THE TERRACES		497	9	2%	506
Darcy Hall Of Life Care		492	14	3%	506
VITAS LUTHERAN TOWERS INPATIENT PROGRAM		441	65	13%	506
VILLAGE DOCTORS OF KEYSTONE		403	102	20%	505
BAPTIST HEALTH URGENT CARE AT PLANTATION		433	71	14%	504
Cypress Cove Care Center		403	101	20%	504
ASCEND CLINICAL	7	415	82	16%	504
ADVENTHEALTH EXPRESS CARE AT		417	84	17%	501
Williston Care Center		433	67	13%	500
CLINICAL PATHOLOGY LABS		388	112	22%	500
Parkview Rehabilitation Center at Winter Park		490	10	2%	500
PENSACOLA PEDIATRICS, PA		480	19	4%	499
MARION AND BERNARD L SAMSON NURSING CENTER		494	5	1%	499
ONESTOP MEDICAL AND URGENT CARE LLC		432	67	13%	499
Colonial Lakes Health Care		453	46	9%	499
SEASIDE HEALTH AND REHABILITATION CENTER		435	63	13%	498
ELLENTON PEDIATRICS		478	20	4%	498
AYERS HEALTH & REHABILITATION CENTER		489	7	1%	496
EPN URGENT CARE		84	412	83%	496
MOBILE MEDICAL ASSOCIATES PL	17	426	52	11%	495
Manatee Springs Rehabilitation and Nursing Center		474	20	4%	494
ST PETERSBURG PEDIATRICS-SEMINOLE BLVD		419	74	15%	493
Bayside Care Center	1	471	21	4%	493
FAMILY CARE PARTNERS OF NORTHEAST FLORIDA LLC		413	79	16%	492
Quest Diag Unspecifd	1	326	165	34%	492
PEDIATRIC HEALTH CARE ALLIANCE, PA		447	44	9%	491
CENTRAL FLORIDA HEALTH SERVICES		436	55	11%	491
Santa Rosa Center for Rehabilitation and Healing		416	74	15%	490
RITECARE MEDICAL CENTER		400	90	18%	490
FREEDOM SQUARE NURSING CENTER		478	12	2%	490
HARDEE COUNTY HEALTH DEPARTMENT		396	93	19%	489
WALGREENS 4915	2	441	45	9%	488
FLETCHER HEALTH AND REHABILITATION CENTER		485	3	1%	488
FAMILY EXPRESS URGENT CARE		5	483	99%	488
Life Care Center of Punta Gorda	1	470	16	3%	487
Life Care Center of Ocala		414	70	14%	484
HEALTHWORKS MED GROUP OF FLORIDA PA	3	472	9	2%	484
RAPID RELIABLE TESTING NY LLC		471	12	2%	483
AVANTE AT OCALA INC	5	444	32	7%	481
HARTS HARBOR HEALTH CARE CENTER		457	24	5%	481
HEALTHY STEPS PEDIATRICS		426	54	11%	480
NAVAL HOSPITAL - JACKSONVILLE		138	341	71%	479
Q ANSWER LAB	1	414	64	13%	479
BLOUNTSTOWN REHABILITATION CENTER LLC		371	108	23%	479
TREASURE COAST COMMUNITY HEALTH	3	398	77	16%	478

COVID-19: testing by laboratory

Data through May 27, 2021 verified as of May 28, 2021 at 09:25 AM

Data in this report are provisional and subject to change.

The numbers in the table below represent the number of Florida and non-Florida residents for whom test results were received by the Department of Health. A person can be tested by more than one laboratory and can have both positive and negative results. **Therefore, the sum of the numbers in each column will be larger than the total number of people tested.**

Reporting lab	Inconclusive	Negative	Positive	Percent positive	Total
ADVENTHEALTH EXPRESS CARE AT WALGREENS 49TH STREET		405	71	15%	476
SIGNATURE HEALTHCARE OF NORTH FLORIDA		470	5	1%	475
SPECIALTY HEALTH AND REHABILITATION CENTER		439	32	7%	471
MANOR CARE OF BOYNTON BEACH LLC		447	24	5%	471
NTD_EUROFINS_AIMS		429	40	9%	469
BROOKDALE LAKE TAVARES		460	8	2%	468
ABBAY DELRAY		461	7	1%	468
UNIVERSITY OF TAMPA STUDENT HEALTH AND SHC CLINICAL LABORATORY		299	169	36%	468
NATIONS BEST FAMILY HEALTH CARE		278	188	40%	466
MANORCARE HEALTH SERVICES - VENICE		410	56	12%	466
TAMARAC REHABILITATION & HEALTH CENTER		460	6	1%	466
BROOKDALE PALMER RANCH	1	407	57	12%	465
ST PETERSBURG PEDIATRICS-PARK BLVD		423	42	9%	465
ORCHARD PARK HEALTH & REHABILITATION		458	6	1%	464
INDIAN RIVER CTR, LLC		410	52	11%	462
PALM GARDEN OF WEST PALM BEACH	4	442	16	3%	462
WALGREENS 3173		422	40	9%	462
PEACHTREE IMMEDIATE CARE		392	69	15%	461
Destin Healthcare and Rehabilitation Center	1	420	40	9%	461
THE PALACE MANAGEMENT - THE PALACE AT CORAL GABLES		458	3	1%	461
HCSO OCCUPATIONAL HEALTH AND WELLNESS CENTER		368	89	19%	457
PRO HEALTH		208	249	54%	457
MADISON FACILITY INC		448	8	2%	456
BAPTIST PRIMARY CARE INC	1	426	28	6%	455
CLARIDGE HOUSE NURSING CENTER		437	18	4%	455
WATERMARK LAKE POINTE WOODS LLC		436	18	4%	454
ROLLINS COLLEGE WELLNESS CENTER		130	323	71%	453
ST ANDREWS BAY SKILLED NURSING &		391	61	13%	452
HEALTH CENTRAL PARK		383	68	15%	451
CHEEK AND SCOTT DRUGS INC		377	74	16%	451
FLORIDA HEART & VASCULAR MULTISPECIALTY GROUP PA		347	103	23%	450
PEDIATRICS IN BREVARD PA- ROCKLEDGE		399	50	11%	449
ORCHARD RIDGE CARE AND REHABILITATION CENTER		429	19	4%	448
DIAGNOSTIC & CLINICAL CARE SERVICES INC DBA		358	90	20%	448
EMERITUS AT NAPLES	2	444	2	0%	448
SMA SPECIALTY MEDICAL LAB		120	327	73%	447
PruittHealth Panama City	1	380	66	15%	447
DIAMOND RIDGE HEALTH AND REHABILITATION CENTER		424	22	5%	446
CONCIMED LLC		410	34	8%	444
LAKE REGIONAL URGENT CARE		183	261	59%	444
BARTON HEALTH ALLIANCE	3	388	53	12%	444
SUN COUNTRY PEDIATRICS PLLC	9	393	40	9%	442
LUIS A GHIGLINO MD PA		429	13	3%	442
FIRST CHOICE PEDIATRICS INC	1	396	43	10%	440
ENCOMPASS HEALTH REHABILITATION OF SEA PINES		437	2	0%	439
ABBOTT DIAGNOSTICS		409	29	7%	438

COVID-19: testing by laboratory

Data through May 27, 2021 verified as of May 28, 2021 at 09:25 AM

Data in this report are provisional and subject to change.

The numbers in the table below represent the number of Florida and non-Florida residents for whom test results were received by the Department of Health. A person can be tested by more than one laboratory and can have both positive and negative results. **Therefore, the sum of the numbers in each column will be larger than the total number of people tested.**

Reporting lab	Inconclusive	Negative	Positive	Percent positive	Total
ADVANCED AMBULATORY SURGERY CENTER		422	14	3%	436
Bardmoor Oaks Healthcare and Rehabilitation Center		422	14	3%	436
ST JOSEPH'S HOSPITAL LABORATORY		2	433	100%	435
Solaris Healthcare Lake Bennet		397	38	9%	435
APP-UNIPATH, LLC	2	417	16	4%	435
HOLISTIC PEDIATRICS GROUP LLC		407	27	6%	434
GENETIC TECHNOLOGICAL INNOVATIONS, LLC		418	15	3%	433
MY HEALTHY BLUEPRINT BY BAPTIST HEALTH CARE		363	70	16%	433
AVECINA MEDICAL JULINGTON	1	240	189	44%	430
FLORIDA DEPT OF HEALTH IN BREVARD COUNTY	3	364	63	15%	430
BAY VILLAGE OF SARASOTA INC		426	3	1%	429
PALMS REHABILITATION AND HEALTHCARE CENTER		387	40	9%	427
ARCPPOINT LABS OF ST PETERSBURG		336	91	21%	427
SUNLAND MARIANNA COX MEDICAL CENTER		383	43	10%	426
PALMS OF SEBRING		388	38	9%	426
STATMED QUICK QUALITY CLINIC AT NORTH PINELLAS		156	270	63%	426
Vi at Lakeside Village Skilled Nursing		410	15	4%	425
The Care Center at Pinellas Park	1	410	14	3%	425
SABAL DIRECT PRIMARY CARE, PA		341	84	20%	425
BAPTIST HEALTH SOUTH FLORIDA - WEST BOCA URGENT CARE		357	68	16%	425
Bay Breeze Senior Living and Rehabilitation Center		371	53	13%	424
FLORIDA DEPARTMENT OF HEALTH IN LIBERTY COUNTY	3	324	97	23%	424
Solaris Healthcare Coconut Creek		411	11	3%	422
BRIDGEWATER PARK HEALTH AND REHAB	4	383	35	8%	422
LEHIGH REGIONAL MEDICAL CENTER LAB	2	372	47	11%	421
LASER & SURGERY CENTER OF THE PALM BEACHES		419	2	0%	421
HEALTH PARK CARE CENTER		413	7	2%	420
HARDEE MANOR HEALTH CARE CENTER	1	415	4	1%	420
GARCIA CLINICAL LABORATORY		28	392	93%	420
UR MEDICINE LABS- CENTRAL LABORATORY		393	26	6%	419
ROSEWOOD HEALTH AND REHABILITATION CENTER		389	30	7%	419
MINUTECLINIC LLC #3671		372	45	11%	417
KEY LARGO - LARGO CARGO		379	38	9%	417
JACKSONVILLE VA UNIVERSITY OPC	4	399	13	3%	416
BOCA BIOLISTICS REFERENCE LABORATORY	4	284	128	31%	416
LIFE CARE PONTE VEDRA INC		403	12	3%	415
FLORIDA DEPARTMENT OF HEALTH		361	54	13%	415
STUART - FAIRGROUNDS		364	49	12%	413
BAYSHORE DIAGNOSTICS		367	46	11%	413
NAPHCARE, INC AT MANATEE COUNTY JAIL		387	26	6%	413
Timberridge Center for Rehabilitation and Healing		378	35	8%	413
AVON PARK PEDIATRICS INC	3	361	49	12%	413
Coastal Health and Rehabilitation Center		396	13	3%	409
TGH		1	408	100%	409
SUNCOAST URGENT CARE		305	103	25%	408
JACKSONVILLE KIDS PEDIATRICS, PLLC		371	37	9%	408

COVID-19: testing by laboratory

Data through May 27, 2021 verified as of May 28, 2021 at 09:25 AM

Data in this report are provisional and subject to change.

The numbers in the table below represent the number of Florida and non-Florida residents for whom test results were received by the Department of Health. A person can be tested by more than one laboratory and can have both positive and negative results. **Therefore, the sum of the numbers in each column will be larger than the total number of people tested.**

Reporting lab	Inconclusive	Negative	Positive	Percent positive	Total
TIDE LABORATORIES		362	45	11%	407
HENDRY REGIONAL MEDICAL CENTER		119	288	71%	407
Life Care Center at Inverrary		396	10	2%	406
EHEALTHSCREENINGS, LLC		406			406
GULF COAST MEDICAL CENTER		399	6	1%	405
VILLAGE PLACE NH LLC		355	50	12%	405
ELMCROFT PINECREST	1	376	27	7%	404
TRI-COUNTY NURSING AND REHABILITATION CENTER INC		389	15	4%	404
VI AT BENTLEY VILLAGE HOME CARE		402	1	0%	403
OCEAN VIEW NURSING AND REHAB CENTER		381	22	5%	403
COMMUNITY HEALTH AND REHABILITATION CENTER		340	63	16%	403
SEA BREEZE REHAB AND NURSING CENTER		393	9	2%	402
ELLENTON PEDIATRICS PA		378	22	6%	400
CORAL TRACE HEALTH CARE	2	388	9	2%	399
MEDFAST URGENT CARE CENTER		167	231	58%	398
CAREATC, INC.	11	354	32	8%	397
KISSIMMEE FACILITY OPERATIONS LLC		372	25	6%	397
MANORCARE AT LELY PALMS		387	8	2%	395
AFTER HOURS PEDIATRICS INC	1	1	393	99%	395
WILLISTON PEDIATRICS PA	1	349	44	11%	394
MINI ER AND URGENT CARE		289	105	27%	394
EXCEL PEDIATRICS		336	58	15%	394
FAMILY MEDICAL CARE OF PALM BEACH		281	113	29%	394
AMERICAN ESOTERIC LAB-BIRMINGHAM		386	7	2%	393
Stacey Health Care Centers Inc. dba Riverside Care Center		362	30	8%	392
ST CATHERINE'S WEST REHABILITATION HOSPITAL		378	14	4%	392
AVANTE AT MT DORA	1	383	8	2%	392
PALM GARDEN OF PINELLAS		390	1	0%	391
CITY OF PORT SAINT LUCIE		362	29	7%	391
SERENADES IN THE VILLAGES		336	53	14%	389
LIFE BRITE	4	366	19	5%	389
VILLAGE DOCTORS FAMILY MEDICAL CENTER OF		321	68	17%	389
BARBER		13	376	97%	389
Palmetto Subacute Care Center		370	18	5%	388
BEAR CREEK NURSING CENTER		383	5	1%	388
VETERANS AFFAIRS MEDICAL CENTER - LAKE CITY		52	336	87%	388
HAINES CITY REHABILITATION AND NURSING CENTER		364	24	6%	388
BAYFRONT MEDICAL		335	52	13%	387
Surrey Place Healthcare and Rehabilitation		384	2	1%	386
HARBOURWOOD	1	375	9	2%	385
BROOKDALE PADDOCK HILLS	2	380	2	1%	384
FL HUD DESTIN, LLC D/B/A GRAND BOULEVARD HEALTH		345	39	10%	384
SOLARIS HEALTHCARE IMPERIAL		376	8	2%	384
FAMILY CARE PARTNERS OF NE FLORIDA LLC		306	77	20%	383
ELMHURST HOSPITAL CENTER	1	349	32	8%	382
TRENTON MEDICAL CENTER INC DBA PALMS MEDICAL GROUP	4	284	94	25%	382

COVID-19: testing by laboratory

Data through May 27, 2021 verified as of May 28, 2021 at 09:25 AM

Data in this report are provisional and subject to change.

The numbers in the table below represent the number of Florida and non-Florida residents for whom test results were received by the Department of Health. A person can be tested by more than one laboratory and can have both positive and negative results. **Therefore, the sum of the numbers in each column will be larger than the total number of people tested.**

Reporting lab	Inconclusive	Negative	Positive	Percent positive	Total
ARCPPOINT LABS OF SARASOTA MANATEE		295	87	23%	382
MANOR CARE OF NAPLES FL LLC		375	6	2%	381
FAIR HAVENS CENTER, OPCO		371	8	2%	379
FLORIDA KEYS PEDIATRICS & ADOLESCENT CENTER		359	19	5%	378
HOLIDAY CVS LLC DBA CVS/PHARMACY #0440		360	18	5%	378
SOLARIS HEALTHCARE PARKWAY	2	356	20	5%	378
CENTERSTONE OF FLORIDA□		344	34	9%	378
REHABILITATION CENTER OF LAKE CITY, THE		348	30	8%	378
HAVEN OF OUR LADY OF PEACE INC		370	8	2%	378
ACCESS MEDICAL CENTER	1	344	33	9%	378
24/7 PEDIATRIC CARE CENTERS INC		356	21	6%	377
HOLLEY NAVARRE MEDICAL CLINIC		293	84	22%	377
SPRINGTREE REHAB & HEALTH CARE CENTER		352	24	6%	376
BAYA POINTE NURSING AND REHABILITATION		293	83	22%	376
COLOR GENOMICS, INC.	4	366	6	2%	376
BAYA PHARMACY WEST		8	368	98%	376
CRYSTAL RIVER HEALTH & REHAB		372	4	1%	376
TAVARES PEDIATRICS		314	61	16%	375
Marshall Health and Rehabilitation Center		325	50	13%	375
EPWORTH VILLAGE RETIREMENT COMMUNITY		368	6	2%	374
LAKE EUSTIS HEALTH AND REHABILITATION CENTER		366	8	2%	374
RIVERS FAMILY MEDICINE PA		285	88	24%	373
HOSPICE OF LAKE & SUMTER INC	1	361	11	3%	373
ESTERO ISLAND MEDICAL CENTER		296	77	21%	373
MACDILL AIR FORCE BASE		330	41	11%	371
WALGREENS #04809	1	336	34	9%	371
AVENTURA REHAB AND NURSING CENTER		353	18	5%	371
URGENT CARE BETHESDA	1	318	52	14%	371
EDGEWATER AT WATERMAN VILLAGE,THE		352	18	5%	370
INFORM DIAGNOSTICS		361	9	2%	370
ADVENT HEALTH - TAMPA		148	221	60%	369
QUICK CARE MED LLC	1	299	68	18%	368
Concordia Village of Tampa AL		360	5	1%	365
JACKSON PLAZA NURSING & REHAB CENTER	6	349	10	3%	365
SOUTHWEST ORLANDO FAMILY MEDICINE, PL		303	60	17%	363
EAST RIDGE RETIREMENT VILLAGE		359	3	1%	362
CYPRESS COVE		354	8	2%	362
POMPANO REHABILITATION AND NURSING CTR		356	5	1%	361
The Grove Health and Rehabilitation		335	24	7%	359
FRICKS PHARMACY		291	68	19%	359
AMERICAN RESEARCH LABS		306	52	15%	358
DEPARTMENT OF HEALTH BUREAU OF FAMILY		342	15	4%	357
ARGO SENIOR LIVING AT HAVERHILL		336	21	6%	357
AVANTE AT LEESBURG INC		352	5	1%	357
BOCA RATON REHABILITATION CENTER	4	347	5	1%	356
KEY WEST HEALTH AND REHAB	1	347	8	2%	356

COVID-19: testing by laboratory

Data through May 27, 2021 verified as of May 28, 2021 at 09:25 AM

Data in this report are provisional and subject to change.

The numbers in the table below represent the number of Florida and non-Florida residents for whom test results were received by the Department of Health. A person can be tested by more than one laboratory and can have both positive and negative results. **Therefore, the sum of the numbers in each column will be larger than the total number of people tested.**

Reporting lab	Inconclusive	Negative	Positive	Percent positive	Total
Avante at St Cloud, Inc.		344	11	3%	355
VILLAGE AT VIENNA SQUARE,THE	6	329	18	5%	353
HCTB INC		295	58	16%	353
COLLIER PHARMACY		291	61	17%	352
JUPITER MEDICAL CENTER URGENT CARE - STUART		270	82	23%	352
APOLLO HEALTH & REHABILITATION		345	7	2%	352
MY CLINICAL LAB		223	129	37%	352
ROSEN MEDICAL CENTER		303	49	14%	352
FOUNTAIN INN NURSING & REHABILITATION CTR, INC		346	6	2%	352
Flagler Health and Rehabilitation		339	13	4%	352
CORAL BAY HEALTHCARE AND REHABILITATION	1	338	12	3%	351
Chatham Glen Healthcare and Rehabilitation Center	1	340	10	3%	351
RULEME CENTER	2	316	32	9%	350
SELECT REFERENCE LABORATORIES, LLC	1	337	12	3%	350
FORT PIERCE HEALTH CARE		342	7	2%	349
STAR CARE		290	58	17%	348
ST LUCIE EMPLOYEE HEALTH & WELLNESS CENTER		334	14	4%	348
TIERRA PINES CENTER		334	13	4%	347
REGENTS PARK OF BOCA RATON		342	5	1%	347
HEALTH DESIGNS		332	14	4%	346
SPRINGS AT LAKE POINTE WOODS		344	2	1%	346
SIGNATURE HEALTHCARE AT THE COURTYARD		298	47	14%	345
USAFSAM/PHE		175	170	49%	345
LabCorp (Non-Interfaced)	2	133	210	61%	345
SUNRISE DIAGNOSTIC LABORATORY		292	53	15%	345
FLORIDA HEALTH CARE PLANS			344	100%	344
HOSPICE OF ST FRANCIS INC		337	7	2%	344
MIAMI CEREBRAL PALSY RESIDENTIAL		342	1	0%	343
ADVENT HEALTH CENTRA CARE - PALM COAST		80	262	77%	342
ALLIANCE PEDIATRICS PA		334	8	2%	342
Avante at Inverness		339	3	1%	342
ST VINCENT'S AMBULATORY CARE INC DBA	2	298	42	12%	342
CORAL REEF NURSING & REHABILITATION CENTER		334	8	2%	342
VITAS HEALTHCARE CORPORATION OF FL		325	16	5%	341
MIDWAY PRIMARY CARE, LLC	11	217	113	33%	341
CRONOS CLINICAL LABORATORY	22	227	91	27%	340
LEESBURG PEDIATRICS		301	39	11%	340
ST JUDE CHILDREN'S RESEARCH HOSPITAL		325	15	4%	340
220 GOLDEN, LLC	1	323	16	5%	340
DELTONA HEALTH CARE		307	32	9%	339
GOOD SAMARITAN SOCIETY-DAYTONA		318	21	6%	339
LAKESIDE NEUROLOGIC		325	14	4%	339
ALTAMONTE PEDIATRIC ASSOCIATES		262	77	23%	339
MACCLENNY NURSING AND REHAB		320	18	5%	338
PROFESSIONAL URGENT CARE SERVICES		284	54	16%	338
MEDICAL CENTER AT OCEAN REEF,THE		321	17	5%	338

COVID-19: testing by laboratory

Data through May 27, 2021 verified as of May 28, 2021 at 09:25 AM

Data in this report are provisional and subject to change.

The numbers in the table below represent the number of Florida and non-Florida residents for whom test results were received by the Department of Health. A person can be tested by more than one laboratory and can have both positive and negative results. **Therefore, the sum of the numbers in each column will be larger than the total number of people tested.**

Reporting lab	Inconclusive	Negative	Positive	Percent positive	Total
AMERICAN FINNISH NURSING HOME	2	326	8	2%	336
ACCURATE DIAGNOSTIC LABS, INC	1	317	18	5%	336
PHYSICIANS REGIONAL WALK-IN		196	140	42%	336
NADAL PEDIATRICS		280	56	17%	336
TALLAHASSEE NHHI LLC	1	307	27	8%	335
DAYTONA BEACH HEALTH AND REHAB CENTER		333	2	1%	335
ARDEN COURTS OF TAMPA	2	327	6	2%	335
KENNEDY PAIN CLINIC GROUP LLC		301	34	10%	335
CROSS POINTE CARE CENTER	2	326	6	2%	334
NORTH PINELLAS STATMED QUICK QUALITY CLINICS		236	97	29%	333
BENTLEY VILLAGE II		323	10	3%	333
Life Care Center at Wells Crossing		309	24	7%	333
LODGE HEALTH AND REHABILITATION CENTER, THE		298	33	10%	331
TRUE NORTH HEALTH NAVIGATION LLC DBA DISPATCHHEALTH	1	277	52	16%	330
AVELLINO LAB USA, INC	1	315	14	4%	330
ST JAMES HEALTH AND REHABILITATION CENTER		242	87	26%	329
WHITE WILSON MEDICAL IMMEDIATE CARE NICEVILLE		101	227	69%	328
WESTCHESTER GARDENS LIMITED PARTNERSHIP		319	9	3%	328
LUTHERAN HAVEN		319	9	3%	328
HIGHLANDS URGENT CARE		1	326	100%	327
Sunset Point Center		321	6	2%	327
PONTE VEDRA GARDENS		326	1	0%	327
RIVERWOOD HEALTH NH LLC		287	40	12%	327
SILVER CREEK SENIOR LIVING COMMUNITY		321	5	2%	326
BENTLEY CARE CENTER		324	1	0%	325
D PEDIATRICS		293	32	10%	325
PIONEER CLINICAL LAB, LLC		212	113	35%	325
BIOCEPT		302	22	7%	324
JACKSONVILLE UNIVERSITY	1	303	19	6%	323
HEATHER HILL HEALTHCARE CENTER		276	47	15%	323
Life Care Center of Sarasota		309	14	4%	323
HUNT CLUB PEDIATRIC ASSOCIATES, P.A.		275	48	15%	323
BARBARA O'REILLY MD PA		315	7	2%	322
IMA MEDICAL GROUP	1	239	82	25%	322
CONSULATE HEALTH CARE OF SAFETY HARBOR		314	7	2%	321
HOMESTEAD MANOR	2	278	41	13%	321
Avante at Orlando	1	314	6	2%	321
ST MARK VILLAGE	1	314	5	2%	320
USA HEALTH UNIVERSITY HOSPITAL CLINICAL LABORATORY	1	309	10	3%	320
West Melbourne Health and Rehabilitation Center		319	1	0%	320
PruittHealth Santa Rosa		225	94	29%	319
CONEY ISLAND HOSPITAL	1	307	11	3%	319
SILVERCREST HEALTH AND REHABILITATION CENTER	3	308	8	3%	319
OSPREY LODGE		257	61	19%	318
MEDICATION ROOMS-CSU/CI NURSE STATION	1	304	13	4%	318
MILLENNIUM PHYSICIAN GROUP LLC		277	40	13%	317

COVID-19: testing by laboratory

Data through May 27, 2021 verified as of May 28, 2021 at 09:25 AM

Data in this report are provisional and subject to change.

The numbers in the table below represent the number of Florida and non-Florida residents for whom test results were received by the Department of Health. A person can be tested by more than one laboratory and can have both positive and negative results. **Therefore, the sum of the numbers in each column will be larger than the total number of people tested.**

Reporting lab	Inconclusive	Negative	Positive	Percent positive	Total
MEDEXPRESS LUTZ		4	313	99%	317
BAY COUNTY SHERIFFS OFFICE JAIL FACILITY		262	53	17%	315
JUPITER MEDICAL CENTER URGENT CENTER		265	49	16%	314
GENESIS MEDICAL LABORATORY MIAMI FL.		83	230	73%	313
PERSONALIZED GENETIC TESTING	3	210	100	32%	313
Chatsworth at PGA National, LLC		298	14	4%	312
DE LUNA HEALTH AND REHABILITATION CENTER		288	23	7%	311
RITE MEDICAL CARE PC		307	3	1%	310
renaissance health and rehabilitation center		280	27	9%	307
A PLUS PEDIATRICS		270	36	12%	306
FARAH MEDICAL		289	17	6%	306
SARAPATH DIAGNOSTICS		175	131	43%	306
HUNT CLUB PEDIATRIC ASSOCIATES PA		224	82	27%	306
CLERMONT URGENT CARE		27	279	91%	306
CAREATC CITY OF TAMPA	27	237	41	13%	305
FLORIDA ATLANTIC UNIVERSITY STUDENT HEALTH		253	52	17%	305
LAKELAND REGIONAL HEALTH SYSTEMS INC		39	266	87%	305
FLORIDA DEPARTMENT OF HEALTH IN TAYLOR COUNTY	1	255	49	16%	305
CLARE BRIDGE ORMOND BEACH	1	303			304
LAKE PARK OF MADISON		293	11	4%	304
WALGREENS 10670		263	40	13%	303
HEARTLAND PEDIATRICS OF LAKE PLACID PA	1	266	36	12%	303
AVANTE AT ORMOND BEACH INC		293	9	3%	302
ARBOR FACILITY INC		298	4	1%	302
DISCOVERY VILLAGE AT NAPLES		284	17	6%	301
SHC College Park		298	3	1%	301
THE RESIDENCE AT TIMBER PINES	4	269	26	9%	299
SANDY PINES	2	253	44	15%	299
PAVILION FOR HEALTHCARE, THE		296	3	1%	299
BUENA VISTA URGENT CARE		264	34	11%	298
BOND CLINIC, PA		222	75	25%	297
WESTWOOD HEALTHCARE SNF		251	46	15%	297
GATTOLINE ENTERPRISES, INC. DBA FAMILY CARE PHARMACY		246	51	17%	297
AMELIA MEDICAL CARE		137	159	54%	296
CHIPOLA MEDICAL ASSOCIATES, LLC		218	78	26%	296
BROOKDALE DESTIN		284	12	4%	296
ADVENT HEALTH - PALM HARBOR ER		244	52	18%	296
CARENOW LAKE MARY		67	229	77%	296
BAYA URGENT CARE LLC		257	39	13%	296
PROTEUS MOLECULAR AND CLINICAL LAB	1	182	112	38%	295
CHIPOLA HEALTH AND REHAB		277	18	6%	295
ESCAMBIA COUNTY JAIL DETENTION DIVISION		288	7	2%	295
BRANDON COMMUNITY HEALTH CENTER		262	33	11%	295
LONGWOOD FAMILY PRACTICE		226	69	23%	295
NORTHWEST MEDICAL CENTER CLINICAL LABORATORY		175	118	40%	293
VIERA DEL MAR HEALTH AND REHABILITATION CENTER		280	13	4%	293

COVID-19: testing by laboratory

Data through May 27, 2021 verified as of May 28, 2021 at 09:25 AM

Data in this report are provisional and subject to change.

The numbers in the table below represent the number of Florida and non-Florida residents for whom test results were received by the Department of Health. A person can be tested by more than one laboratory and can have both positive and negative results. **Therefore, the sum of the numbers in each column will be larger than the total number of people tested.**

Reporting lab	Inconclusive	Negative	Positive	Percent positive	Total
GEORGE SAFRAN MD PC		277	15	5%	292
Solaris Senior Living North Naples ALF		283	9	3%	292
BIOIQ		243	48	16%	291
DOCTORS MEMORIAL HOSPITAL		158	133	46%	291
SIGNATURE HEALTHCARE OF ORANGE PARK		287	4	1%	291
PALMS FACILITY INC		273	18	6%	291
Rehabilitation Center for Park Place LLC		279	11	4%	290
AMERICAN HEALTH ASSOCIATES INC	1	270	19	7%	290
VETERANS AFFAIRS MEDICAL CENTER - MIAMI		2	288	99%	290
ADVANCED MEDICAL GROUP		2	288	99%	290
DAVID SCOTT MADWAR MD PA		261	29	10%	290
The Ponce Therapy Care Center		285	4	1%	289
PALM GARDEN OF GAINESVILLE	2	285	2	1%	289
AUBURN UNIVERSITY MEDICAL CLINIC		227	62	21%	289
ADVENTHEALTH EXPRESS CARE AT WESLEY CH		255	34	12%	289
STERLING HOUSE OF DELAND		288	1	0%	289
MAGNOLIA DIAGNOSTICS, LLC	4	256	28	10%	288
Terrace Health and Rehab		284	4	1%	288
W FRANK WELLS NURSING HOME		259	29	10%	288
Sunnyside Nursing Home		285	3	1%	288
Signature healthcare of Jacksonville		282	5	2%	287
BROWARD NURSING & REHABILITATION CTR	8	261	17	6%	286
Avante at Lake Worth, Inc.	1	277	7	2%	285
FLOW HEALTH LABORATORIES LLC		278	6	2%	284
LAKE VIEW CARE CENTER AT DELRAY		278	6	2%	284
LAKEVIEW INTERNAL MEDICINE		211	72	25%	283
AURORA DIAGNOSTICS BERNHARDT LABORATORIES PATHOLOGY SERVICE		190	93	33%	283
WASHINGTON REHAB AND NURSING		273	10	4%	283
BRENTWOOD RETIREMENT COMMUNITY	5	243	34	12%	282
ISLAND HEALTH AND REHABILITATION CENTER		273	8	3%	281
Jacaranda Manor		279	2	1%	281
NSPIRE HEALTHCARE TAMARAC		237	43	15%	280
DOS OF NORTH SHORES NURSING & REHAB CENTER		280			280
TREASURE COAST URGENT & FAMILY CARE		213	65	23%	278
RIVERSIDE RECOVERY OF TAMPA		276	2	1%	278
SACRED HEART HEALTH SYSTEM INC		229	49	18%	278
Crossbreeze care center	1	275	2	1%	278
BVM THE BRIDGES LLC		276	2	1%	278
MARTIN ACQUISITION 1 LLC DBA		264	14	5%	278
PRUITT HEALTH-SANTA ROSA		275	2	1%	277
VILLAGES REGIONAL HOSPITAL SURGERY CENTER LLC, THE		218	58	21%	276
Rehabilitation Center of the Palm Beaches		274	2	1%	276
SURREY PLACE CARE CENTER		269	7	3%	276
FEDERATION CCRC OPERATIONS CORP		273	3	1%	276
Cross Gardens Care Center		274	1	0%	275
NASSAU COUNTY JAIL		230	45	16%	275

COVID-19: testing by laboratory

Data through May 27, 2021 verified as of May 28, 2021 at 09:25 AM

Data in this report are provisional and subject to change.

The numbers in the table below represent the number of Florida and non-Florida residents for whom test results were received by the Department of Health. A person can be tested by more than one laboratory and can have both positive and negative results. **Therefore, the sum of the numbers in each column will be larger than the total number of people tested.**

Reporting lab	Inconclusive	Negative	Positive	Percent positive	Total
FORT MYERS REHABILITATION AND NURSING CENTER		248	26	9%	274
Glades West Rehabilitation and Nursing Center		266	8	3%	274
ABSOLUTE HEALTH INTERNAL MEDICINE AND PEDIATRICS		244	29	11%	273
EVENT MED SERVICES LABORATORY		268	5	2%	273
FIRST CHOICE PRIMARY CARE		217	56	21%	273
KINDRED HOSPITAL THE PALM BEACHES		267	6	2%	273
FLORIDA MEDICAL CLINIC LLC		184	89	33%	273
LAKESIDE HEALTH CENTER		270	2	1%	272
ATLANTIC URGENT CARE		186	85	31%	271
PBC FIREFIGHTER BENEFIT FUND WELLNESS CENTER		225	45	17%	270
Premier Place at The Glenview		261	9	3%	270
ADVENT HEALTH CARE CENTER	9	246	15	6%	270
LEHIGH VALLEY GENOMICS		45	225	83%	270
CCS - JOSEPH V CONTE		268	2	1%	270
ARDEN COURTS OF FORT MYERS		262	7	3%	269
SEAVIEW NURSING AND REHABILITATION CENTER		259	10	4%	269
NORTH FLORIDA PEDIATRICS - MARIANNA		229	40	15%	269
VETERANS AFFAIRS ORLANDO VA MEDICAL CENTER			268	100%	268
ADVENT HEALTH CENTRA CARE - ORMOND BEACH		113	155	58%	268
MIAMI JEWISH HEALTH SYSTEMS, INC	4	254	10	4%	268
BARTRAM CROSSING		267			267
WOMEN'S CARE FLORIDA LABORATORY	1	260	5	2%	266
Lakeside Oaks Care Center		260	6	2%	266
LCS SANDHILL COVE LLC DBA	6	250	10	4%	266
ST JOHNS COUNTY DETENTION CENTER		266			266
PURE PHARMACY		257	8	3%	265
THE PLAYERS CHAMPIONSHIP		265			265
EDGEWOOD NURSING CENTER		255	10	4%	265
SERANADES BY SONATA WEST ORANGE		236	29	11%	265
PATHWAY PHARMACY		219	45	17%	264
MCW MENTAL HEALTH LLC		260	4	2%	264
ADVENT HEALTH - FOUR CORNERS ER		215	48	18%	263
PADDOCK RIDGE		259	3	1%	262
PINELLAS CARE CENTER		224	38	15%	262
FELLOWSHIP HOME AT THE FAIRWAY LLC		255	7	3%	262
OAKBROOK HEALTH AND REHABILITATION CENTER	1	247	14	5%	262
ADVENT HEALTH - ORLANDO		196	66	25%	262
TERRACES OF LAKE WORTH CARE CENTER		249	12	5%	261
BRADEN RIVER REHABILITATION CENTER LLC		258	2	1%	260
CLIFFORD CHESTER SIMS VA NURSING HOME		251	9	3%	260
CONSULATE HEALTHCARE OF KISSIMMEE		247	12	5%	259
KR at Hillsborough Lakes/Lutz Healthcare		248	10	4%	258
FLORIDA WOMAN CARE LABORATORY LLC		232	26	10%	258
SAMIR EBEID MD		232	26	10%	258
AZALEA TRACE		245	13	5%	258
MARTIN MEMORIAL MEDICAL CENTER LAB		128	130	50%	258

COVID-19: testing by laboratory

Data through May 27, 2021 verified as of May 28, 2021 at 09:25 AM

Data in this report are provisional and subject to change.

The numbers in the table below represent the number of Florida and non-Florida residents for whom test results were received by the Department of Health. A person can be tested by more than one laboratory and can have both positive and negative results. **Therefore, the sum of the numbers in each column will be larger than the total number of people tested.**

Reporting lab	Inconclusive	Negative	Positive	Percent positive	Total
HOMESTEAD VILLAGE		247	11	4%	258
FLORIDA CLINICAL LABORATORY-BIOREFERENCE LABORATORIES		105	152	59%	257
BAYVIEW CENTER		251	6	2%	257
VILLA MARIA WEST SKILLED NURSING FACILITY		249	8	3%	257
FLORIDA DEPARTMENT OF HEALTH IN WALTON COUNTY		230	27	11%	257
SUNLIFE PHARMACY		225	31	12%	256
ST PETERSBURG PEDIATRICS-EAST BAY	1	217	38	15%	256
SACRED HEART MEDICAL GROUP URGENT CARE		216	39	15%	255
SHELL POINT VILLAGE MEDICAL CENTER		246	8	3%	254
Signature Healthcare of Ormond		250	3	1%	253
ST ANTHONYS REHABILITATION HOSPITAL	9	242	2	1%	253
ESCAMBIA COUNTY JAIL	2	182	68	27%	252
WHITE WILSON MEDICAL CENTER IMMEDIATE CARE		142	110	44%	252
LAKE WALES OPERATING GROUP LLC		247	5	2%	252
BUREAU OF CLINICAL LABORATORIES		209	42	17%	251
Consulate Health Care of St. Petersburg		244	7	3%	251
WALGREENS #06012		217	34	14%	251
SEMINOLE TRIBE OF FLORIDA		209	41	16%	250
Royal Oaks Nursing and Rehab		249	1	0%	250
UCC - WELLINGTON		3	246	99%	249
Life Care Center of Melbourne		229	20	8%	249
REGENCY PARK		229	19	8%	248
CARRINGTON PLACE OF ST PETE LLC		242	6	2%	248
FLORIDA HEALTH CARE PLANS INC		2	246	99%	248
Orchid Cove at Sarasota		246	1	0%	247
Sunrise Health and Rehabilitation Center		237	9	4%	246
AVECINA MOBILE		121	125	51%	246
Heritage Healthcare at Tallahassee		239	7	3%	246
FIRSTCARE CLINIC		127	119	48%	246
SOLARIS SENIOR LIVING VERO BEACH		236	9	4%	245
ST AUGUSTINE HEALTH & REHAB CENTER		244	1	0%	245
ROSEWOOD HEALTHCARE & REHABILITATION CENTER		239	6	2%	245
LONGWOOD HEALTH AND REHABILITATION CENTER		233	12	5%	245
REGENTS PARK AT AVENTURA		229	15	6%	244
Kindred Hospital South Florida Hollywood SNU		236	8	3%	244
MALABAR/ADVENT CENTRA CARE		48	196	80%	244
GUEST HOUSE OCALA, THE		232	11	5%	243
NORTH FLORIDA PEDIATRICS PA - DUVAL		213	29	12%	242
HEALTHPOINT MED GRP OF THE EMERALD COAST LLC		199	43	18%	242
ARCHER HEALTH VENTURES, LLC		217	25	10%	242
MEASE COUNTRYSIDE HOSPITAL	2	239	99%	241	
ARDEN COURTS OF SEMINOLE		200	41	17%	241
GOOD SAMARITAN CARES		236	5	2%	241
UNIVERSITY COMMUNITY HOSPITAL		205	36	15%	241
Lake Port Square Health Center		222	19	8%	241
HIGHLANDS LAKE CENTER		236	5	2%	241

COVID-19: testing by laboratory

Data through May 27, 2021 verified as of May 28, 2021 at 09:25 AM

Data in this report are provisional and subject to change.

The numbers in the table below represent the number of Florida and non-Florida residents for whom test results were received by the Department of Health. A person can be tested by more than one laboratory and can have both positive and negative results. **Therefore, the sum of the numbers in each column will be larger than the total number of people tested.**

Reporting lab	Inconclusive	Negative	Positive	Percent positive	Total
HEARTLAND SOUTH JACKSONVILLE OF JACKSONVILLE FL ,		240			240
PALM GARDEN OF AVENTURA		236	4	2%	240
SOUTHLAND SUITES OF ORMOND BEACH	4	236			240
STERLING HOUSE OF WINTER HAVEN		237	3	1%	240
Fouraker Hills Rehab and Nursing		231	9	4%	240
FLORIDA HEALTH CARE PLAN INC		2	238	99%	240
AMERICAN HOUSE SENIOR LIVING		189	51	21%	240
CLARE BRIDGE OF SARASOTA		238	2	1%	240
MATHISON RETIREMENT COMMUNITY, INC	1	227	11	5%	239
ORANGE COUNTY HEALTH DEPT		228	11	5%	239
HOSPITAL FOR SPECIAL SURGERY		236	3	1%	239
JUNO DERMATOLOGY LLC		220	18	8%	238
DOCTORS MEMORIAL FAMILY MEDICINE	2	168	68	29%	238
CHILDREN MED CARE INC		204	33	14%	237
BAY VUE NURSING AND REHABILITATION CENTER		226	11	5%	237
YOUR FAMILY WALK-IN CLINIC		19	217	92%	236
KENILWORTH CARE & REHABILITATION CENTER		215	21	9%	236
LIFE CARE CENTER OF PORT ST. LUCIE		223	13	6%	236
BAY TREE CARE AND REHABILITATION CENTER		197	38	16%	235
FORT WALTON REHABILITATION CENTER		196	39	17%	235
OAK HAMMOCK AT THE UNIVERSITY OF FLORIDA		229	6	3%	235
KINGS BAY PEDIATRICS LLC		227	8	3%	235
VILLAGE PEDIATRICS LLC		203	32	14%	235
MANDARIN PEDIATRICS		210	24	10%	234
BORLAND GROOVER CLINIC	1	193	39	17%	233
MINUTECLINIC DIAGNOSTIC		221	12	5%	233
BENDERSON FAMILY SKILLED NURSING AND □		214	18	8%	232
HERITAGE HEALTHCARE AND REHABILITATION CENTER		227	5	2%	232
Lakewood Nursing Center		198	34	15%	232
WEST		211	21	9%	232
KINDRED HOSPITAL MELBOURNE	1	224	7	3%	232
ADVENT HEALTH - LAKE NONA		197	35	15%	232
JACKSON COUNTY HEALTH DEPARTMENT		173	59	25%	232
LIFE CARE CENTER OF JACKSONVILLE □		211	21	9%	232
MEDICAL CONSULTANTS OF FLORIDA LLC	1	196	35	15%	232
Hampton Court Nursing and Rehabilitation Center		230	2	1%	232
ManorCare Health Services-Palm Harbor	1	229	1	0%	231
ALLSOUTH URGENT CARE		52	178	77%	230
LYNN HAVEN SPORTS COMPLEX-WALKON CLINIC		21	209	91%	230
UNIVERSITY OF MIAMI		84	146	63%	230
CORAL GABLES NURSING & REHABILITATION CENTER		219	11	5%	230
MINUTECLINIC DIAGNOSTIC OF TEXAS, LLC		211	19	8%	230
DOLPHIN POINTE HEALTH CARE LLC		207	23	10%	230
Arbor Springs Health and Rehab		229			229
ARDEN COURTS OF DELRAY BEACH FL LLC	3	215	11	5%	229
NADAL PEDIATRICS - VICTORIA STREET (3385)		196	33	14%	229

COVID-19: testing by laboratory

Data through May 27, 2021 verified as of May 28, 2021 at 09:25 AM

Data in this report are provisional and subject to change.

The numbers in the table below represent the number of Florida and non-Florida residents for whom test results were received by the Department of Health. A person can be tested by more than one laboratory and can have both positive and negative results. **Therefore, the sum of the numbers in each column will be larger than the total number of people tested.**

Reporting lab	Inconclusive	Negative	Positive	Percent positive	Total
COLONY CLUB ALF,THE	1	213	15	7%	229
JACKSONVILLE NURSING AND REHAB CENTER		221	8	3%	229
ASCENSION MEDICAL GROUP		5	223	98%	228
MIAMI VA HEALTHCARE SYSTEM			228	100%	228
Avante at Melbourne		222	5	2%	227
WIREGRASS DIRECT PRIMARY CARE PLLC□		190	37	16%	227
PARK MEADOWS HEALTH AND REHABILITATION CENTER		225	1	0%	226
The Waterford		223	3	1%	226
PARKS HEALTHCARE & REHABILITATION CTR	4	211	11	5%	226
WORKPLACE SCREENING INTELLIGENCE			226	100%	226
CONSULATE HEALTH CARE OF MELBOURNE		220	5	2%	225
BONITA PHARMACY		204	21	9%	225
NSPIRE HEALTHCARE LAUDERHILL		219	6	3%	225
AVANTE AT ORLANDO INC		224	1	0%	225
EDWARD J HEALEY REHAB & NURSING CENTER		225			225
OCEAN BIOSCIENCES LLC		224	1	0%	225
INN AT ASTON GARDENS, THE		216	8	4%	224
FLAGLER COUNTY DETENTION CENTER		211	13	6%	224
MACTOWN, INC		222	2	1%	224
DISCOVERY VILLAGE AT MELBOURNE		197	27	12%	224
Lehigh Acres Health and Rehabilitation		211	12	5%	223
ADVENT HEALTH CENTRA CARE - APOPKA NORTH		192	31	14%	223
CCS - PAUL REIN DETENTION FACILITY		157	66	30%	223
TUSCAN GARDENS OF PALM COAST		216	6	3%	222
PINNACLES PEDS CARE PA		222			222
SOUTH BALDWIN REGIONAL MEDICAL CENTER		207	15	7%	222
PALMS MEDICAL GROUP HIGH SPRINGS		183	39	18%	222
PEDIATRIC SPECIALISTS MEDICAL GROUP□	1	193	28	13%	222
TGH URGENT CARE POWERED BY FAST TRACK			221	100%	221
CONCORD LIFE SCIENCES LLC	2	201	17	8%	220
BARKLEY PLACE	1	213	6	3%	220
Boynton Beach Rehabilitation Center	2	213	5	2%	220
SUPERIOR RESIDENCES OF PANAMA CITY BEACH		213	7	3%	220
WOOD LAKE HEALTH AND REHABILITATION CENTER		219			219
ADVENT HEALTH CENTRA CARE - DAYTONA BEACH		94	125	57%	219
GABISA MEDICAL LLC		218	1	0%	219
CARE RESOURCE COMMUNITY HEALTH CENTERS INC		206	13	6%	219
ANGELS DIAGNOSTIC GROUP		174	45	21%	219
LABCORP BURLINGTON	1	158	59	27%	218
LAKE PORT SQUARE		201	17	8%	218
THE MANOR AT CARPENTERS		185	32	15%	217
TGH URGENT CARE - FAST TRACK			217	100%	217
ST. CLOUD REGIONAL MEDICAL CENTER		199	18	8%	217
COASTAL DETOX		211	5	2%	216
MERCY MEDICAL URGENT CARE CENTER INC		156	60	28%	216
BROOKDALE ATRIM WAY		210	6	3%	216

COVID-19: testing by laboratory

Data through May 27, 2021 verified as of May 28, 2021 at 09:25 AM

Data in this report are provisional and subject to change.

The numbers in the table below represent the number of Florida and non-Florida residents for whom test results were received by the Department of Health. A person can be tested by more than one laboratory and can have both positive and negative results. **Therefore, the sum of the numbers in each column will be larger than the total number of people tested.**

Reporting lab	Inconclusive	Negative	Positive	Percent positive	Total
HEALTH FIRST - HOLMES REGIONAL MEDICAL CENTER		32	183	85%	215
GATEWAY/ADVENT CENTRA CARE	1	24	190	88%	215
CVS		54	161	75%	215
Taylor Care Center		210	5	2%	215
PATRIOT MEDICAL LABORATORIES		206	8	4%	214
ALL SEASONS NAPLES LLC		205	9	4%	214
WINKLER COURT		212	2	1%	214
BLOCK, NATION, CHASE, AND SMOLEN FAMILY MEDICINE		157	57	27%	214
CONSULATE HEALTH CARE OF WINTER HAVEN		209	4	2%	213
POCONO MEDICAL CENTER		212	1	0%	213
CARE CENTERS OF NASSAU		208	5	2%	213
San Jose Health & Rehabilitation		207	6	3%	213
Consulate Healthcare of West Palm Beach		197	16	8%	213
EVERGREEN WOODS HEALTH & REHAB CENTER		211	1	0%	212
GEORGIA DEPARTMENT OF PUBLIC HEALTH	1	5	206	97%	212
Bayside Health and Rehabilitation		181	31	15%	212
FULGENT GENETICS	3	166	43	20%	212
FAWCETT MEMORIAL HOSPITAL LABORATORY			212	100%	212
NO FLORIDA PEDIATRICS, PA		182	29	14%	211
GLENRIDGE ON PALMER RANCH,THE		202	8	4%	210
GOOD SAMARITAN SOCIETY OF DELAND		199	11	5%	210
MIRACLE HILL NURSING & REHABILITATION CENTER INC		204	6	3%	210
LAB CORP	1	121	88	42%	210
THE PALACE NURSING AND REHABILITATION CENTER		209			209
JEFFERSON COUNTY HEALTH DEPARTMENT-MONTICELLO		165	44	21%	209
Nspire Health Care Kendall		199	10	5%	209
Whispering Oaks	11	175	23	11%	209
AMA MEDICAL GROUP LLC		177	32	15%	209
WINDSOR WOODS REHAB & HEALTHCARE CTR		201	7	3%	208
SOUTH GEORGIA MEDICAL CENTER		145	63	30%	208
HIALEAH SHORES NURSING AND REHAB CENTER		199	9	4%	208
TRADITION MEDICAL CENTER LABORATORY		56	151	73%	207
NEW YORK CITY DEPARTMENT OF HEALTH & MENTAL		172	35	17%	207
CANTERFIELD OF OCALA, LLC		195	12	6%	207
KINDRED HOSPITAL SOUTH FLORIDA		172	35	17%	207
GARDENS HEALTH NH LLC		199	7	3%	206
TARPON POINT NURSING AND REHABILITATION CENTER		203	3	1%	206
SENIOR LIVING VII TAMPA LLC	1	195	9	4%	205
VIPEDIATRICS PLLC		189	16	8%	205
Cross Terrace REhabilitation		203	2	1%	205
ADVENTHEALTH MEDICAL GROUP FAMILY MEDICINE AT		152	52	25%	204
PCB CLINIC		159	45	22%	204
SUNY UPSTATE MEDICAL UNIVERSITY		189	15	7%	204
PALM HARBOR FAMILY PRACTICE & WALK-IN		157	47	23%	204
PATHGROUP LABS LLC		97	107	52%	204
BROOKDALE OF SPRING HILL	9	192	2	1%	203

COVID-19: testing by laboratory

Data through May 27, 2021 verified as of May 28, 2021 at 09:25 AM

Data in this report are provisional and subject to change.

The numbers in the table below represent the number of Florida and non-Florida residents for whom test results were received by the Department of Health. A person can be tested by more than one laboratory and can have both positive and negative results. **Therefore, the sum of the numbers in each column will be larger than the total number of people tested.**

Reporting lab	Inconclusive	Negative	Positive	Percent positive	Total
PEDIATRIC ASSOCIATES AT ARGYLE PA		189	14	7%	203
SIGNATURE HEALTHCARE OF PORT CHARLOTTE		195	7	3%	202
NO FLORIDA PEDIATRICS, PA - BRADFORD		170	32	16%	202
GRACE PEDIATRICS		168	34	17%	202
AMERICAN FAMILY MEDICAL LLC		159	43	21%	202
POLK COUNTY HEALTH DEPARTMENT		178	24	12%	202
HAZELDEN FLORIDA	1	193	7	3%	201
VAMC WEST PALM LAB		5	196	98%	201
BAYCARE HEALTH SYSTEMS	1	6	194	97%	201
MD NOW MEDICAL CENTERS INC		154	47	23%	201
Governors Creek Health and Rehabilitation	1	198	2	1%	201
ADVENT HEALTH - CARROLLWOOD	4	169	27	14%	200
NORTH BEACH REHABILITATION CENTER		198	2	1%	200
HAWKINS FAMILY MEDICINE LLC	1	143	56	28%	200
ROSECASTLE OF ZEPHRHILLS		196	3	2%	199
WEST COAST FAMILY MEDICAL CARE		163	36	18%	199
SUMMERFIELD EMERGENCY ROOM		151	48	24%	199
AVANTE OF BOCA RATON		198	1	1%	199
PEDIATRICS OF GREATER ORLANDO		170	29	15%	199
QUEENS HOSPITAL CENTER	1	187	11	6%	199
LAUREL POINT CARE ACQUISITION LLC DBA SANDGATE GARDENS REHAB AND NURSI		171	27	14%	198
MAGNOLIA MEDICAL CLINIC		86	112	57%	198
DEPARTMENT OF HEALTH & HUMAN SERVICES		198			198
TUSCAN GARDENS OF VENETIA MANAGEMENT COMPANY		179	18	9%	197
RIVERWOOD CENTER,THE		186	10	5%	196
SARNO EXTENDED HOURS		127	69	35%	196
RDV SPORTSPLEX PEDIATRICS		165	31	16%	196
ABBIEJEAN RUSSELL CARE CENTER		195	1	1%	196
AVANTE AT BOCA RATON		196			196
ADVENT HEALTH CENTRA CARE - CARROLLWOOD	2	19	175	89%	196
FINLAY CLINICAL LABORATORY INC	1	39	156	80%	196
GULFCOAST PEDIATRICS		185	11	6%	196
CHARTER SENIOR LIVING OF PANAMA CITY BEACH		175	21	11%	196
GLADES HEALTH CARE CENTER		192	3	2%	195
EAST NEW YORK DIAGNOSTIC AND TREATMENT		186	9	5%	195
BRUCE S WEST MD	1	193	1	1%	195
KINDRED HOSPITAL - SOUTH FLORIDA		191	4	2%	195
Heritage Park Rehabilitation & Healthcare		177	18	9%	195
FLORIDA DEPARTMENT OF HEALTH IN ALACHUA COUNTY -		179	16	8%	195
OCALA CBOC		182	12	6%	194
Signature Healthcare of Palm Beach		192	2	1%	194
BEACON AT GULF BREEZE, THE	2	181	11	6%	194
ARDEN COURTS OF PALM HARBOR		173	20	10%	193
FIRST CHOICE PEDIATRICS SEMORAN		98	95	49%	193
Consulate Health Care of Port Charlotte		191	2	1%	193
CANTERFIELD OF CLAY COUNTY		153	40	21%	193

COVID-19: testing by laboratory

Data through May 27, 2021 verified as of May 28, 2021 at 09:25 AM

Data in this report are provisional and subject to change.

The numbers in the table below represent the number of Florida and non-Florida residents for whom test results were received by the Department of Health. A person can be tested by more than one laboratory and can have both positive and negative results. **Therefore, the sum of the numbers in each column will be larger than the total number of people tested.**

Reporting lab	Inconclusive	Negative	Positive	Percent positive	Total
BENTON HOUSE AT OAKLEAF		163	30	16%	193
EXOSOME DIAGNOSTICS	1	172	20	10%	193
EMBRY RIDDLE AERONAUTICAL UNIVERSITY HEALTH SERVICES		1	192	99%	193
BIGGERS FAMILY MEDICINE PA	1	177	15	8%	193
Belleair Healthcare Center		186	6	3%	192
CYPRESS POINT LIVING, LLC		177	15	8%	192
PHYSICIANS REGIONAL MEDICAL CENTER - PINE RIDGE		20	171	90%	191
PRIMECARE OF DOTHAN		136	55	29%	191
HEALTH LINK DIAGNOSTIC LABORATORIES		182	9	5%	191
Emory L Bennett State Veterans Nursing Home		188	3	2%	191
OAKHURST CENTER	1	182	7	4%	190
KRYSTAL BAY NURSING AND REHABILITATION		184	6	3%	190
NEO GENOMICS - FORT MYERS	1	183	6	3%	190
NORTHEAST FLORIDA STATE HOSP-NURSING		189	1	1%	190
HEARTLAND HEALTHCARE AND REHAB CENTER		165	25	13%	190
OMNI HEALTHCARE, INC		179	11	6%	190
BAY EDUCATORS WELLNESS CENTER		131	59	31%	190
PREMIER COMMUNITY HEALTHCARE GROUP INC		181	8	4%	189
The Inn at Sarasota Bay Club		186	3	2%	189
ARDEN COURTS OF LARGO FL, LLC		167	22	12%	189
VIERA MANOR ASSISTED LIVING RESIDENCE		182	7	4%	189
Life Care Center of Altamonte Springs		157	31	16%	188
OCEAN REEF MEDICAL CENTER		150	38	20%	188
NIGHT LITE PEDIATRICS WINTER GARDEN		144	44	23%	188
ZON BEACHSIDE LLC		151	37	20%	188
CSL PLASMA		31	157	84%	188
CENTRAL FLORIDA HEALTHCARE GROUP LLC		151	37	20%	188
PLANTATION NURSING & REHAB CENTER		187			187
US MEDICAL CARE, INC		164	23	12%	187
ATMORE COMMUNITY HOSPITAL LABORATORY		157	30	16%	187
BAPTIST HEALTH PRIMARY CARE	1	135	51	27%	187
LAKEVIEW TERRACE RETIREMENT COMMUNITY		167	19	10%	186
ANTHEM LAKES LLC		151	35	19%	186
ADVENT		172	13	7%	185
PPC-LAB EDI ORCHARD BI		176	9	5%	185
HOSPICE OF THE TREASURE COAST		179	6	3%	185
CAYUGA MEDICAL CENTER AT ITHACA		180	5	3%	185
Madison Health and Rehabilitation Center		149	36	19%	185
ST. JAMES BAY HEALTH AND REHABILITATION CENTER		183	1	1%	184
BROOKDALE ORANGE PARK		182	2	1%	184
MAJESTIC OAKS		180	3	2%	183
PACIFICA SUNRISE		175	8	4%	183
BRIGHTON EGGERT PHARMACY INC		176	7	4%	183
FHMG-FLORIDA HOSPITAL MEDICAL GROUP		157	26	14%	183
ADVENT HEALTH CENTRA CARE - WESLEY CHAPEL		13	170	93%	183
MOBILE INFIRMARY MED CENTER PATH LAB		168	15	8%	183

COVID-19: testing by laboratory

Data through May 27, 2021 verified as of May 28, 2021 at 09:25 AM

Data in this report are provisional and subject to change.

The numbers in the table below represent the number of Florida and non-Florida residents for whom test results were received by the Department of Health. A person can be tested by more than one laboratory and can have both positive and negative results. **Therefore, the sum of the numbers in each column will be larger than the total number of people tested.**

Reporting lab	Inconclusive	Negative	Positive	Percent positive	Total
WALGREENS CO		161	21	12%	182
The Crossroads		180	1	1%	181
STERLING HOUSE OF PUNTA GORDA		180	1	1%	181
NORTH FLORIDA INTERNAL MEDICINE PA		145	35	19%	180
ALLIANCE PEDIATRICS		148	32	18%	180
REOPEN DIAGNOSTICS LLC (DBA PANDEMIC RESPONSE LAB)	2	177			179
WILTON MANORS HEALTH & REHABILITATION CENTER		170	9	5%	179
MID FLORIDA PATHOLOGY LLC MOBILE UNIT #4		125	53	30%	178
DOCTOR TODAY TLC LLC		123	55	31%	178
ROSECASTLE OF CITRUS		148	30	17%	178
QUALITY URGENT CARE AND WELLNESS PL	3	128	47	26%	178
LONGWOOD CARDIOLOGY			178	100%	178
MINUTECLINIC DIAGNOSTIC OF SOUTH CARO		151	27	15%	178
LISTENING DOCTOR PLLC, THE		159	18	10%	177
SUWANNEE VALLEY NURSING CENTER		163	14	8%	177
HARBOR BEACH NURSING AND REHABILITATION CENTER		147	30	17%	177
PROMPT CARE OF CENTRAL FLORIDA		7	170	96%	177
SOUTH CAMPUS FACILITY INC		165	12	7%	177
TERRACE AT HOBE SOUND, THE	1	162	14	8%	177
Winter Park Care and Rehab		175	2	1%	177
TGH URGENT CARE - SEMINOLE		17	160	90%	177
WOODBIDGE FACILITY INC		170	6	3%	176
Peninsula Care and Rehab		164	12	7%	176
GENE BY GENE		61	115	65%	176
ASTON GARDENS AT PELICAN MARSH		169	7	4%	176
COASTAL INTERNAL MEDICINE		135	40	23%	175
MAINSTREAM DIAGNOSTIC LABORATORY LLC		148	27	15%	175
ORLANDO HEALTH EMERGENCY DEPARTMENT		163	12	7%	175
REGENCY OAKS HEALTH CENTER		172	2	1%	174
ANCHOR CARE AND REHABILITATION CENTER		173	1	1%	174
CITRUS MEMORIAL HOSPITAL		1	173	99%	174
ARDEN COURTS OF LELY PALMS		171	2	1%	173
AEGIS MEDICAL GROUP		138	35	20%	173
URGENT CARE OF THE PALM BEACHES, NORTH PALM BEACH			172	100%	172
BROOKDALE FORT MYERS THE COLONY		167	5	3%	172
WESLEY HAVEN VILLA	1	136	35	20%	172
SOMERBY LAKE NONA		164	7	4%	171
FINNISH AMERICAN REST HOME-ALF		169	2	1%	171
Life Care Center of Orlando		164	6	4%	170
CORNERSTONE MEDICAL CARE OF BRANDON PL		140	30	18%	170
ALLCARE MEDICAL CENTERS PC		145	25	15%	170
JPR URGENT MEDICAL CARE		165	5	3%	170
GRAVITY DIAGNOSTICS		56	114	67%	170
REHAB AND HEALTHCARE CENTER OF CAPE CORAL		169			169
ADVENT HEALTH CENTRA CARE - TEMPLE TERRACE	1	104	64	38%	169
ENCOMPASS HEALTH REHABILITATION HOSPITAL		167	2	1%	169

COVID-19: testing by laboratory

Data through May 27, 2021 verified as of May 28, 2021 at 09:25 AM

Data in this report are provisional and subject to change.

The numbers in the table below represent the number of Florida and non-Florida residents for whom test results were received by the Department of Health. A person can be tested by more than one laboratory and can have both positive and negative results. **Therefore, the sum of the numbers in each column will be larger than the total number of people tested.**

Reporting lab	Inconclusive	Negative	Positive	Percent positive	Total
OPPENHEIMER PLASTIC SURGERY LLC		164	5	3%	169
MINUTECLINIC LLC #4987		151	17	10%	168
PANAMA CITY DEVELOPMENTAL CENTER□		168			168
LANDMARK HOSPITAL SOUTHWEST FLORIDA LLC		163	5	3%	168
PHYSICIAN PARTNERS PERRY		104	64	38%	168
MEADOWCREST FAMILY PHYSICIANS		98	69	41%	167
SEVEN HILLS HEALTH AND REHABILITATION CENTER		151	16	10%	167
Nemours Children's Urgent Care		80	87	52%	167
OSPREY VILLAGE AT AMELIA ISLAND LTD		157	10	6%	167
KEYSTYLE LIVING LLC	1	164	2	1%	167
ANYLABTEST NOW		158	8	5%	166
WALTON PLACE		166			166
ISLAND COAST PEDIATRICS		153	13	8%	166
WRIGHTS HEALTH CARE AND REHABILITATION CENTER		135	30	18%	165
CITRUS HEALTH AND REHAB		132	33	20%	165
THE ARLINGTON OF NAPLES INC.		162	3	2%	165
CHERRY OAK PALM BEACH COUNTY		157	8	5%	165
BROOKDALE BONITA SPRINGS		162	3	2%	165
KINDRED HOSPITAL NORTH FLORIDA	3	153	8	5%	164
NORTH PORT REHABILITATION AND NURSING CENTER□		163	1	1%	164
LEE MEMORIAL HEALTH SYSTEM HEALTH FAIR		157	7	4%	164
TRI COUNTY NURSING HOME		162	1	1%	163
PRECISION GENETICS, INC		157	6	4%	163
MINUTECLINIC DIAGNOSTIC OF NORTH CAROL		138	25	15%	163
BRADENTON HEALTH CARE		163			163
DEERFIELD BEACH REHABILITATION AND NURSING		157	5	3%	162
DOCTORS MEMORIAL FAMILY PRACTICE	2	122	38	23%	162
ARLINGTON OF NAPLES INC, THE		162			162
DESOTO PALMS ALF		155	6	4%	161
KEYSTONE REHAB		160			160
GRAND AVE PHARMACY		112	48	30%	160
GRAND VILLA OF ORMOND BEACH		154	6	4%	160
AMERICAN HOUSE COCONUT POINT		138	22	14%	160
F&T MEDICAL RESEARCH, INC		160			160
OHI WEST INC		147	13	8%	160
TUSCAN ISLE CHAMPIONSGATE OP CO LLC		158	2	1%	160
ARCADIA HEALTH AND REHABILITATION CENTER		100	60	38%	160
GREENBRIAR REHABILITATION AND NURSING CENTER	1	159			160
BROOKDALE PENSACOLA		158	1	1%	159
ADVENTHEALTH HOSPICE CARE CENTRAL FLORIDA		154	5	3%	159
The Crossings		157	2	1%	159
LABORATORY OF FLORIDA		103	56	35%	159
POINTE, THE		131	28	18%	159
QUALITY URGENT CARE AND WELLNESS		111	48	30%	159
ENCOMPASS HEALTH REHABILITATION HOSPITAL OF SARASOTA		157	1	1%	158
WUESTHOFF REF LABORATORY			158	100%	158

COVID-19: testing by laboratory

Data through May 27, 2021 verified as of May 28, 2021 at 09:25 AM

Data in this report are provisional and subject to change.

The numbers in the table below represent the number of Florida and non-Florida residents for whom test results were received by the Department of Health. A person can be tested by more than one laboratory and can have both positive and negative results. **Therefore, the sum of the numbers in each column will be larger than the total number of people tested.**

Reporting lab	Inconclusive	Negative	Positive	Percent positive	Total
CROSSWINDS HEALTH AND REHABILITATION CENTER	1	155	2	1%	158
PROVIDENCE HOSPITAL LABORATORY		149	9	6%	158
ALL FLORIDA FAMILY AND SPORTS MEDICINE		134	23	15%	157
TIMBERRIDGE NURSING HOME & REHAB		123	34	22%	157
FAWCETT MEMORIAL HOSPITAL-LAB		39	118	75%	157
WALGREENS 6221		139	18	11%	157
TALLAHASSEE VA OPC		148	9	6%	157
MD NOW MEDICAL CENTERS, INC.		121	35	22%	156
CLEARWATER STATMED QUICK QUALITY CLINICS		47	109	70%	156
Englewood Healthcare and Rehab		141	15	10%	156
MEMORY CARE OF NAPLES		155	1	1%	156
CRANE CENTER		125	31	20%	156
CORE BIO LABS		76	79	51%	155
UNIVERSTIY CENTER MEDICAL LLC DBA	1	148	6	4%	155
SUMMIT MEDICAL GROUP		143	12	8%	155
AESTHETIC SURGERY CENTER OF WINTER PARK, THE	3	147	5	3%	155
FAMILY EXTENDED CARE OF CENTRAL TAMPA		137	18	12%	155
COCOA BEACH/ADVENT CENTRA		41	114	74%	155
CLINICA HISPANA		1	154	99%	155
DIAGNOSTIC LABORATORY OF OKLAHOMA		129	26	17%	155
ISLAND LAKE CENTER		133	22	14%	155
DIAMOND RIDGE		147	8	5%	155
WINDSOR OF LAKEWOOD RANCH,THE		151	3	2%	154
BLOCK NATION CHASE		125	29	19%	154
GRAND VILLA OF DELAND		145	9	6%	154
PALMETTTO FACILITY INC	1	153			154
NAPHCARE, INC.		144	10	6%	154
PRUITT HEALTH		152	2	1%	154
Centre Pointe Health and Rehabilitation Center		143	11	7%	154
NCRNC INC		140	14	9%	154
MAIN STREET MEDICAL CENTER OF CRESTVIEW PA		127	26	17%	153
SUNNY HILLS ALF OF SEBRING INC		140	13	8%	153
KEYSTONE PLACE AT NAPLES PRESERVE		148	5	3%	153
TGH URGENT CARE - RIVERVIEW		1	152	99%	153
TURNING POINT OF TAMPA		145	8	5%	153
ADVENT HEALTH - CENTRAL PASCO ER		134	19	12%	153
ROHR HOME		146	6	4%	152
NAVARRE GARDENS LLC		127	25	16%	152
WILLOW BROOKE COURT AT AZALEA TRACE		149	3	2%	152
GATEWAY CARE CENTER		150	2	1%	152
PM PEDIATRICS		128	24	16%	152
SONATA COCONUT CREEK	2	127	23	15%	152
A2Z DIAGNOSTICS		151	1	1%	152
MACKOUL PEDIATRICS FORT MYERS		130	21	14%	151
REFUAH HEALTH CENTER LABORATORY		143	8	5%	151
ORANGE COUNTY CORRECTIONS HEALTH SERVICES		121	30	20%	151

COVID-19: testing by laboratory

Data through May 27, 2021 verified as of May 28, 2021 at 09:25 AM

Data in this report are provisional and subject to change.

The numbers in the table below represent the number of Florida and non-Florida residents for whom test results were received by the Department of Health. A person can be tested by more than one laboratory and can have both positive and negative results. **Therefore, the sum of the numbers in each column will be larger than the total number of people tested.**

Reporting lab	Inconclusive	Negative	Positive	Percent positive	Total
EMERALD COAST BEHAVIORAL HOSPITAL		144	7	5%	151
PALM BEACH COUNTY HEALTH DEPT LAB	4	140	7	5%	151
VILLAGE ON THE ISLE		145	6	4%	151
GOLD CHOICE SENIOR COMMUNITIES		109	41	27%	150
AVOW HOSPICE INC		149	1	1%	150
ST JOSEPHS HOSPITAL SOUTH HOSPITAL		1	148	99%	149
MED COMP SCIENCES		3	146	98%	149
DAYSRING VILLAGE		127	22	15%	149
PRECISION HEALTH RESOURCES, LLC	1	133	15	10%	149
SANIBEL INTERNAL MEDICINE, LLC		143	6	4%	149
MV MEDICAL PRACTICE DBA PRIMARY URGENT CARE		141	7	5%	148
MILLENNIUM LAB SERVICES			148	100%	148
East Bay Rehabilitation Center		113	35	24%	148
SEAGRASS VILLAGE FLEMING ISLAND		111	37	25%	148
FG RAPID		140	8	5%	148
A PLUS FAMILY URGENT CARE		122	26	18%	148
PROVISTA DIAGNOSTICS, INC		145	3	2%	148
ST PETERSBURG PEDIATRICS-MLK JUNIOR BLVD		136	12	8%	148
DOCTORS CENTER PA,THE		125	22	15%	147
PEDIATRIC SERVICES AND BREATHING CENTER PA		117	30	20%	147
Alhambra Health and Rehabilitation		146	1	1%	147
MINUTECLINIC DIAGNOSTIC OF NORTH CARO		132	15	10%	147
SUMMIT MEDICAL GROUP PA		134	13	9%	147
DAYSRING SENIOR LIVING LLC		144	2	1%	146
RESEARCH CENTERS OF AMERICA, LLC		119	27	18%	146
BOSTON RED SOX CLUB LP		144	2	1%	146
KINDRED HOSPITAL-BAY AREA-ST PETERSBURG LAB	1	138	7	5%	146
WEDGEWOOD HEALTHCARE CENTER		94	52	36%	146
WILLOWBROOKE COURT AT ST ANDREWS ESTATES		141	5	3%	146
BIODESIX, INC.		114	32	22%	146
Quail Run Health Care Center		146			146
TREASURE COAST FORENSIC TREATMENT CTR		124	21	14%	145
ADVENTHEALTH CENTRA CARE PONCIANA	1	81	63	43%	145
BROOKDALE CAPE CORAL		145			145
MANOR CARE OF PALM HARBOR		142	3	2%	145
REGENCY CARE OF BLOUNTSTOWN LLC		135	10	7%	145
LATE HOURS URGENT CARE		68	77	53%	145
SOUTH LAKE PEDIATRICS		125	19	13%	144
PANCARE HEALTH GULF COUNTY		112	32	22%	144
MICRO PATH LABORATORIES INC		141	3	2%	144
BAY REGIONAL URGENT CARE	1	99	44	31%	144
OAKS OF KISSIMMEE HEALTH AND REHABILITATION CENTER		140	4	3%	144
ECOLAB GROUP		108	36	25%	144
SMILEY MEDICAL GROUP		108	35	24%	143
STEWART MEDICAL GROUP		35	108	76%	143
ENCOMPASS HEALTH REHABILITATION HOSPITAL OF LARGO		140	3	2%	143

COVID-19: testing by laboratory

Data through May 27, 2021 verified as of May 28, 2021 at 09:25 AM

Data in this report are provisional and subject to change.

The numbers in the table below represent the number of Florida and non-Florida residents for whom test results were received by the Department of Health. A person can be tested by more than one laboratory and can have both positive and negative results. **Therefore, the sum of the numbers in each column will be larger than the total number of people tested.**

Reporting lab	Inconclusive	Negative	Positive	Percent positive	Total
JEFFERY WEINZWEIG		2	141	99%	143
ORANGE PARK PEDIATRICS		127	16	11%	143
DB MD		126	16	11%	142
SONNIS PEDIATRICS PA		124	18	13%	142
HIGHLANDS MEDICAL CENTER		139	3	2%	142
GRAND VILLA OF LAKELAND		136	6	4%	142
ARDEN COURTS OF WEST PALM BEACH		137	5	4%	142
GIBBENS FAMILY MEDICAL, LLC		121	21	15%	142
GUIDEWELL EMERGENCY MEDICINE DOCTORS LLC		95	47	33%	142
DIATHERIX LABORATORIES		79	63	44%	142
LabCorp L#09258090 M#09258105		75	67	47%	142
THREE OAKS PHARMACY INC		127	15	11%	142
VITAS HEALTHCARE CORPORATION OF FLORIDA		137	4	3%	141
WELLOW URGENT CARE PC		139	2	1%	141
PORT ST LUCIE REHABILITATION AND HEALTHCARE		98	43	30%	141
TROPICANA MANUFACTURING COMPANY INC		134	7	5%	141
UNITED CLINICAL LABORATORIES		132	9	6%	141
NOVARI CARE LLC		97	44	31%	141
SURFSIDE URGENT CARE		114	27	19%	141
JOHN KNOX VILLAGE OF CENTRAL FLORIDA		136	5	4%	141
SHERMAN-ABRAMS LABORATORY INC		132	8	6%	140
DOCTOR'S IN HOUSE LABORATORY		18	122	87%	140
SMS DO PA		120	20	14%	140
CARENOW URGENT CARE - LAKE MARY			140	100%	140
GRAND OAKS HEALTH & REHABILITATION		138	1	1%	139
Gulf Coast Healthcare (Longwood Health and Rehab		118	21	15%	139
LABCORP RTP		55	84	60%	139
ADVENT HEALTH CENTRA CARE - CITRUS PARK		9	129	93%	138
ADVENT HEALTH CENTRA CARE - DELAND		28	110	80%	138
CLARE BRIDGE OF CAPE CORAL	1	137			138
AHEC CLINIC		8	130	94%	138
Lakeside Nursing and Rehabilitation Center	1	112	25	18%	138
AMERICAN PATHOLOGY PARTNERS		136	2	1%	138
PUTNAM COUNTY SHERIFFS OFFICE		128	10	7%	138
MANOR AT BLUEWATER BAY		131	7	5%	138
TGH URGENT CARE - TYRONE		10	128	93%	138
SPRING HAVEN RETIREMENT	1	133	3	2%	137
L&S SENIOR CARE DBA ARCADIA OAKS	4	132	1	1%	137
VITAS HEALTHCARE		123	14	10%	137
HARBORCHASE OF VERO BEACH	1	117	19	14%	137
PRIME HEALTH OF NORTH PORT LLC		115	22	16%	137
SIMED LABORATORY		117	20	15%	137
VIERA HOSPITAL			137	100%	137
SUNRISE SENIOR LIVING OF JACKSONVILLE		120	17	12%	137
ARIZONA DEPARTMENT OF HEALTH SERVICES		5	131	96%	136
TREASURE COAST PEDIATRICS PA		128	8	6%	136

COVID-19: testing by laboratory

Data through May 27, 2021 verified as of May 28, 2021 at 09:25 AM

Data in this report are provisional and subject to change.

The numbers in the table below represent the number of Florida and non-Florida residents for whom test results were received by the Department of Health. A person can be tested by more than one laboratory and can have both positive and negative results. **Therefore, the sum of the numbers in each column will be larger than the total number of people tested.**

Reporting lab	Inconclusive	Negative	Positive	Percent positive	Total
MEYER PEDIATRICS		120	16	12%	136
OAKS OF CLEARWATER, THE		133	3	2%	136
MINUTECLINIC DIAGNOSTIC OF OHIO LLC		114	22	16%	136
SEMINOLE SPORTS AND FAMILY MEDICINE		120	16	12%	136
SONATA DELRAY BEACH		125	11	8%	136
PATRICK AIR FORCE BASE		21	115	85%	136
ADVENT HEALTH CENTRA CARE - ORANGE CITY	1	53	82	60%	136
EC OPCO CARROLLWOOD LLC		128	7	5%	135
PEDIATRIC CARE CENTER		135			135
CLUB HEALTH AND REHABILITATION CENTER, THE		134	1	1%	135
SONATA WEST		133	2	1%	135
IRL MARKET LAB ALACHUA		104	31	23%	135
SANDALWOOD NURSING CENTER		127	7	5%	134
ALTERNATIVE LIVING, INC DBA TWIN CITIES PAVILION		131	3	2%	134
HOSPICE OF MARTIN & ST LUCIE, INC		131	3	2%	134
SUNY UPSTATE OVERFLOW LABORATORY		134			134
SOLARIS SENIOR LIVING OF MERRITT ISLAND		129	5	4%	134
ADVANCED MEDICAL CENTER		86	48	36%	134
VITAS HEALTHCARE CORP OF FLORIDA		133	1	1%	134
ALL CARE URGENT CARE			134	100%	134
HEARTLAND PHARMACY LAKE PLACID, INC		100	33	25%	133
COQUINA CENTER		127	6	5%	133
RARITAN BAY PERTH AMBOY		124	9	7%	133
FHMG- FLORIDA HOSPITAL MEDICAL GROUP		118	14	11%	132
AMERICAN HOUSE-BONITA SPRINGS		131	1	1%	132
AVANTE AT BOCA RATON, INC		132			132
MORTON PLANT HOSPITAL NURSING		2	130	98%	132
LAKELAND REGIONAL HEALTH LAKE MIRIAM	3	87	42	32%	132
CENTRACARE		18	114	86%	132
THE REHABILITATION CENTER OF LAKE CITY		127	5	4%	132
FOUNTAINS OF HOPE LLC, THE		130	1	1%	131
CHARLES CROFT MD	1	128	2	2%	131
THE WELLNESS CENTER AT LAKEWOOD RANCH		43	88	67%	131
TIFFANY HALL NURSING AND REHAB CENTER		122	9	7%	131
ARBOR TERRACE SAN JOSE LLC	3	126	2	2%	131
INTEGRATED REGIONAL LABORATORIES		119	12	9%	131
Golfview Healthcare Center		124	6	5%	130
PANAMA PHARMACY	3	109	18	14%	130
ADVANCED EMURGENT CARE		32	98	75%	130
QUICK CARE MED PL CR		80	50	38%	130
THE CLUB AND REHABILITATION CENTER		129	1	1%	130
MOOSEHAVEN LIFE CARE CENTER		130			130
TRI-COUNTY NURSING HOME		117	12	9%	129
THE COURTYARD ASSISTED LIVING		125	4	3%	129
FHMG LAKE MARY PEDS		112	17	13%	129
BMHSI-AEL MICROBIOLOGY LABORATORY	2	102	25	19%	129

COVID-19: testing by laboratory

Data through May 27, 2021 verified as of May 28, 2021 at 09:25 AM

Data in this report are provisional and subject to change.

The numbers in the table below represent the number of Florida and non-Florida residents for whom test results were received by the Department of Health. A person can be tested by more than one laboratory and can have both positive and negative results. **Therefore, the sum of the numbers in each column will be larger than the total number of people tested.**

Reporting lab	Inconclusive	Negative	Positive	Percent positive	Total
LIFESTREAM BEHAVIORIAL CENTER		104	25	19%	129
CHILDRENS CLINIC		74	55	43%	129
MONTEFIORE MEDICAL CENTER LABORATORIES - MOSES		118	11	9%	129
PALM BAY HOSPITAL			129	100%	129
PALMS EDGE	1	119	8	6%	128
IQBAL A FARUQUI MD		93	35	27%	128
BLISS HEALTHCARE SERVICES	1	102	25	20%	128
Cross Landings Health and Rehabilitation		119	9	7%	128
SHOAL CREEK REHABILITATION CENTER		85	43	34%	128
WORLD OF PEDIATRICS LLC		120	8	6%	128
WESTCHESTER MEDICAL CENTER	1	121	6	5%	128
FLORIDA DEPARTMENT OF HEALTH IN LAKE COUNTY	1	79	48	38%	128
HILLSBOROUGH COUNTY DEVELOPMENTAL CTR	1	117	9	7%	127
GESSLER CLINIC PA		98	29	23%	127
HOSPICE OF THE EMERALD COAST INC - PANAMA CITY	2	118	7	6%	127
ADVENTHEALTH MEDICAL GROUP PRIMARY CARE		116	11	9%	127
LPG PRIMARY CARE AT SURFSIDE		111	16	13%	127
WINDERMERE MEDICAL CENTER		120	6	5%	126
MINUTECLINIC DIAGNOSTIC OF RHODE ISLAND, LLC #729		122	4	3%	126
NORTHWESTERN UNIVERSITY CORP		125	1	1%	126
IXI WELLNESS DALLAS, LLC		126			126
BROOKDALE PALM COAST		125			125
Mt Sinai Aventura			125	100%	125
TOTAL CARE PLUS LLC			125	100%	125
J FRANK AVEY MD		97	28	22%	125
ARBOR GLEN AT ARBOR TRACE	2	113	9	7%	124
NORTH FL SOUTH GA HCS-MALCOM RANDALL VAMC			124	100%	124
COLONY CARE CENTER		107	17	14%	124
ADVENT HEALTH CENTRA CARE - BRANDON		31	93	75%	124
LENOX HILL HOSPITAL		115	9	7%	124
SIMEDHEALTH LLC		106	18	15%	124
ISLAND URGENT CARE PLLC DBA AFC URGENT CARE		123	1	1%	124
ARDEN COURTS OF SARASOTA		106	18	15%	124
FLORIDA ATLANTIC UNIVERSITY		116	8	6%	124
TREASURE COAST PRIMARY CARE		101	23	19%	124
TUSCAN ISLE OPERATING COMPANY LLC DBA		120	4	3%	124
PICH KTM CORP DBA MEDTOWN PHARMACY		106	17	14%	123
PSL NAPLES BH OPERATIONS, LLC		123			123
GENEDX		48	75	61%	123
CITRUS MEMORIAL HEALTH SYSTEM LAB		2	121	98%	123
VILLAGES VA CBOC	2	113	7	6%	122
PARKVIEW HEALTH		121	1	1%	122
Sandy Ridge Center for Rehabilitation and Healing		100	22	18%	122
PHYSICIANS REGIONAL CLINIC		92	30	25%	122
AVANTE OF MOUNT DORA INC		122			122
PINELLAS COUNTY JAIL			121	100%	121

COVID-19: testing by laboratory

Data through May 27, 2021 verified as of May 28, 2021 at 09:25 AM

Data in this report are provisional and subject to change.

The numbers in the table below represent the number of Florida and non-Florida residents for whom test results were received by the Department of Health. A person can be tested by more than one laboratory and can have both positive and negative results. **Therefore, the sum of the numbers in each column will be larger than the total number of people tested.**

Reporting lab	Inconclusive	Negative	Positive	Percent positive	Total
CALADIUM PEDIATRICS		105	16	13%	121
URGENT CARE TCMA			121	100%	121
INFINITY BIOLOGIX LLC OAKDALE		115	6	5%	121
BROOKDALE JENSEN BEACH □		118	3	2%	121
Crystal Health & Rehab Center		115	6	5%	121
Hialeah Nursing And Rehabilitation Center		115	6	5%	121
CAN COMMUNITY HEALTH		119	2	2%	121
FLAGLER COLLEGE HEALTH SERVICES		86	34	28%	120
CVS NY4098030POCT NEW YORK		119	1	1%	120
ISLAND DOCTORS		23	97	81%	120
ARBOR TERRACE ORTEGA LLC	2	116	2	2%	120
UNIVERSITY HEALTH SYSTEM INC		109	11	9%	120
Ocala Oaks Rehabilitation Center		114	6	5%	120
MY CLINICAL LAB INC		17	103	86%	120
OAKS AT AVON,THE		120			120
HOBDARI FAMILY HEALTH LLC □		83	37	31%	120
MED ONE AT SAINT AUGUSTINE		87	33	28%	120
COASTAL HEALTH AND REHAB		110	9	8%	119
VILLAS OF HOLLY BROOK - BRADENTON 14TH		117	2	2%	119
MATHISON RETIREMENT COMMUNITY		114	5	4%	119
BROOKDALE CANOPY OAKS		87	32	27%	119
RDX BIOSCIENCE		60	59	50%	119
DELAND WELLNESS CENTER			119	100%	119
BROWARD HEALTH CORAL SPRINGS EPIDEMIOLOGY DEPT		1	118	99%	119
SOUTH BALDWIN MEDICAL CENTER GULF SHORES		95	23	19%	118
MINUTECLINIC DIAGNOSTIC OF SOUTH CAROLINA, LLC		98	20	17%	118
MULBERRY CARE CENTER		105	13	11%	118
GRAND OAKS OF JENSEN BEACH LLC □		113	5	4%	118
MD 365 MEDICAL CARE		117	1	1%	118
SH HERON EAST LLC □		103	15	13%	118
G & R HEALTH MART PHARMACY		98	20	17%	118
NORTH SHORE MEDICAL LABS	1	110	7	6%	118
CAREMOUNT MEDICAL - PATHOLOGY		113	4	3%	117
CAREATC		30	87	74%	117
TREASURE COAST MEDICAL ASSOCIATES		4	113	97%	117
BAY PINES MEDICAL ASSOCIATES		1	116	99%	117
NEIGHBORHOOD MEDICAL CENTER		112	5	4%	117
BROOKDALE COLONIAL PARK	2	114	1	1%	117
CONSULATE HEALTH CARE OF SARASOTA □	1	115			116
CABANA AT JENSEN DUNES, THE		112	4	3%	116
WESTWOOD NURSING & REHAB		82	34	29%	116
CARE CENTERS OF NASSAU, LLC - HENDRICKS RD		115	1	1%	116
OZ		116			116
CSL PLASMA INC		11	105	91%	116
LEE COUNTY SCHOOL DISTRICT	1	108	7	6%	116
BELVEDERE COMMONS OF FORT WALTON BEACH		106	10	9%	116

COVID-19: testing by laboratory

Data through May 27, 2021 verified as of May 28, 2021 at 09:25 AM

Data in this report are provisional and subject to change.

The numbers in the table below represent the number of Florida and non-Florida residents for whom test results were received by the Department of Health. A person can be tested by more than one laboratory and can have both positive and negative results. **Therefore, the sum of the numbers in each column will be larger than the total number of people tested.**

Reporting lab	Inconclusive	Negative	Positive	Percent positive	Total
Courtyards of Orlando Care Center		102	13	11%	115
THE POINTE AT CEDAR PARK		114	1	1%	115
GRACE MEDICAL HOME		95	20	17%	115
SUNFLOWER SPRINGS ASSISTED LIVING		105	10	9%	115
ORLANDO ORTHOPAEDIC CENTER		110	5	4%	115
UNIVERSITY MEDICAL CENTER SUITES		101	14	12%	115
ASHRAF MEDICAL GROUP PLLC DBA PULSE MD		111	3	3%	114
NAPHCARE INC		106	8	7%	114
VANDERBILT UNIVERSITY MEDICAL CENTER		104	10	9%	114
HARBORCHASE OF NAPLES		100	14	12%	114
ELAN BUENA VISTA		97	17	15%	114
AFTER HOURS PEDIATRICS			113	100%	113
WHITE PLAINS HOSPITAL CENTER LAB		109	4	4%	113
ORLANDO LUTHERAN TOWERS ASSISTED LIVING		113			113
AU HEALTH		97	16	14%	113
CLEVELAND CLINIC FOUNDATION		12	101	89%	113
ALLIED HEALTH FORT PIERCE		112			112
GRAND VILLA OF LARGO		101	11	10%	112
WE SCREEN LLC		106	6	5%	112
ORLANDO COVID TEST , LLC		103	9	8%	112
EXPRESS DOCS LLC		11	101	90%	112
VRL EUROFINIS - HAWAII		112			112
LECONTE MEDICAL CENTER LAB		91	20	18%	111
MG PORT CHARLOTTE II SUBTENANT LLC		99	12	11%	111
DHMD		111			111
DAVENPORT PEDIATRICS CLERMONT PA		98	13	12%	111
ALL MY KIDS PEDIATRICS INC		78	33	30%	111
MEDEXPRESS - BLOOMIN BRANDS		88	23	21%	111
FLORIDA PEDIATRIC GROUP		46	65	59%	111
LAKE HOUSE ASSISTED LIVING		93	17	15%	110
ST LUCIE COUNTY JAIL		95	15	14%	110
BAPTIST MEDICAL CENTER SOUTH		88	22	20%	110
KALEIDA HEALTH CENTER FOR LABORATORY		104	6	5%	110
MIAMI BEACH COMMUNITY HEALTH CENTER		2	107	98%	109
Riviera Health Resort		108	1	1%	109
BRANDYWYNE HEALTH CARE CENTER		107	2	2%	109
JOHN D ARCHBOLD MEMORIAL HOSPITAL		105	4	4%	109
CATHOLIC HEALTH SERVICES REGIONAL LAB		101	8	7%	109
Gulfport Rehabilitation Center		106	3	3%	109
GEORGE E WEEMS MEMORIAL HOSPITAL LAB		92	17	16%	109
GADSDEN COUNTY HEALTH DEPARTMENT		95	13	12%	108
North Lake Care Center		107	1	1%	108
Salerno Bay Health & Rehabilitation Center		97	11	10%	108
NAVY HOSPITAL			108	100%	108
STONY BROOK UNIVERSITY MEDICAL CENTER		94	14	13%	108
SANTA BARBARA CARE CENTER		84	24	22%	108

COVID-19: testing by laboratory

Data through May 27, 2021 verified as of May 28, 2021 at 09:25 AM

Data in this report are provisional and subject to change.

The numbers in the table below represent the number of Florida and non-Florida residents for whom test results were received by the Department of Health. A person can be tested by more than one laboratory and can have both positive and negative results. **Therefore, the sum of the numbers in each column will be larger than the total number of people tested.**

Reporting lab	Inconclusive	Negative	Positive	Percent positive	Total
EVANS HEALTH CARE		106	2	2%	108
ROYAL CARE OF AVON PARK		104	3	3%	107
MENORAH HOUSE		106	1	1%	107
PORT CHARLOTTE REHABILITATION CENTER		91	16	15%	107
BREVARD HEALTH ALLIANCE INC		104	3	3%	107
BAY VIEW HEALTHCARE		85	22	21%	107
LABCORP		33	73	69%	106
JESSIE TRICE COMMUNITY HEALTH SYSTEM, INC		89	17	16%	106
PUBLIC SQUARE PHARMACY LLC		84	22	21%	106
AHMG SURGICAL SPECIALIST		106			106
HEARTLAND PEDIATRIC ASSOCIATES		88	18	17%	106
325TH MEDICAL GROUP		87	19	18%	106
DOUGLAS T JACOBSON STATE VETERANS HOME		106			106
SUNSHINE GARDENS		105	1	1%	106
ELMCROFT OF BELLA VITA		98	8	8%	106
NORTH FLORIDA EVALUATION AND TREATMENT CENTER	2	99	5	5%	106
HEART OF FLORIDA REGIONAL MED CTR		35	71	67%	106
MEDEXPRESS URGENT CARE WEST TAMPA			106	100%	106
1ST PRIORITY LAB SERVICES		88	17	16%	105
MEDICAL CONSULTANTS OF FLORIDA DBA	1	90	14	13%	105
NORTH CENTRAL BRONX HOSPITAL		100	5	5%	105
Baldwin Pediatrics		94	11	10%	105
COASTAL LABORATORIES OF FLORIDA		92	13	12%	105
ST MARK ASSISTED LIVING CENTER	1	92	12	11%	105
ST PETERSBURG PEDIATRICS-SEMINOLE		92	13	12%	105
FLORIDA MEDICAL CLINIC - MULTI SPECIALTY CAMPUS		53	52	50%	105
GRANDE, THE	2	98	4	4%	104
PRIMECARE AT TWIN LAKES		3	101	97%	104
AESTHETIC ENHANCEMENTS		104			104
PANIRA HEALTHCARE CLINIC		2	102	98%	104
VISTA MANOR		92	12	12%	104
PREDICTIVE LABORATORIES, INC	1	90	13	13%	104
WINDSOR OAKS		103	1	1%	104
SEBRING PEDIATRICS LLC		77	27	26%	104
EAST RIDGE RETIREMENT VILLAGE INC		104			104
PEDIATRIC SERVICES OF AMERICA INC		98	6	6%	104
PEDIATRIC CARE CENTER- JACKSONVILLE BEACH		75	29	28%	104
ADVENT HEALTH CENTRA CARE - EAST ORLANDO		73	30	29%	103
LAFAYETTE NURSING AND REHABILITATION CENTER		101	2	2%	103
GILBERT MEDICAL GROUP		96	7	7%	103
PruittHealth Fleming Island		87	15	15%	102
HENNEPIN HEALTHCARE LABORATORY		102			102
CRESTVIEW URGENT CARE	1	23	78	76%	102
BROOKDALE VERO BEACH SOUTH AL		101	1	1%	102
HAWTHORN HOUSE		88	14	14%	102
CENTRAL FLORIDA HEALTH CARE		47	55	54%	102

COVID-19: testing by laboratory

Data through May 27, 2021 verified as of May 28, 2021 at 09:25 AM

Data in this report are provisional and subject to change.

The numbers in the table below represent the number of Florida and non-Florida residents for whom test results were received by the Department of Health. A person can be tested by more than one laboratory and can have both positive and negative results. **Therefore, the sum of the numbers in each column will be larger than the total number of people tested.**

Reporting lab	Inconclusive	Negative	Positive	Percent positive	Total
TANVIR H SHAGAR NP		95	7	7%	102
JOHN KNOX VILLAGE OF FLORIDA ALF	1	96	4	4%	101
EMERALD COAST CENTER		97	4	4%	101
CCS - BROWARD COUNTY JAIL		94	7	7%	101
GOLFCREST HEALTHCARE CENTER		101			101
PENNSYLVANIA DEPT OF HEALTH		21	80	79%	101
MACADAMS HOME HEALTH AGENCY		100	1	1%	101
KINDRED AT HOME		91	9	9%	100
CATHOLIC HEALTH SYSTEM DEPT LABORATORY		96	4	4%	100
HUNTSVILLE HOSPITAL LABORATORY		72	28	28%	100
GOOD HEARTS COVID TESTING		57	43	43%	100
GLOBAL CENTRAL LABS AT PPD	2	88	10	10%	100
ATLAN		90	9	9%	99
GARDENS AT TERRACINA HEALTH & REHABILITATION		98	1	1%	99
SIGNATURE HEALTHCARE OF MIDDLEBURG		97	2	2%	99
CENTURY CENTER FOR REHABILITATION & HEALING		81	18	18%	99
Consulate Health Care of Jacksonville		85	14	14%	99
University Hills health and Rehabilitation		89	10	10%	99
DEVANSH LAB WERKS INC		79	20	20%	99
PREMIUM HEALTH SERVICES OF TAMPA BAY LLC		62	37	37%	99
HURLBURT FIELD CLINIC		39	59	60%	98
MIRIMUS CLINICAL LABS	2	42	54	55%	98
ARBOR TRAIL		78	20	20%	98
LEE MEMORIAL HEALTH SYSTEM D/B/A LEE COMMUNITY		92	6	6%	98
PLAZA OF HALLANDALE BEACH		98			98
SEMINOLE COUNTY HEALTH DEPARTMENT		79	19	19%	98
CVS MINUTE CLINIC		3	95	97%	98
LAKE BUTLER HOSPITAL		88	10	10%	98
FLORIDA COMMUNITY HEALTH CENTERS INC			98	100%	98
LANDMARK, THE		48	50	51%	98
URINEGOODHANDS LLC		96	2	2%	98
SUNSHINE PEDIATRICS		96	2	2%	98
EMERGENCY PHYSICIANS MEDICAL CENTER LLC		74	24	24%	98
ROSECASTLE AT DELANEY CREEK		96	2	2%	98
ST VINCENTS PRIMARY CARE		90	8	8%	98
KORGENE LAB	1	28	69	70%	98
VALLEY MEDICAL CENTER		91	7	7%	98
INSTITUTE OF PATHOLOGY KINGS COUNTY		95	3	3%	98
HEALTH CENTERS AT BRENTWOOD		96	1	1%	97
URGENT CARE USA LLC		2	95	98%	97
SUPERIOR RESIDENCES OF LECANTO		82	15	15%	97
MINNESOTA TWINS		92	5	5%	97
ERIE COUNTY MEDICAL CTR CLINICAL LABS		93	4	4%	97
SKIPPACK MEDICAL LAB		82	15	15%	97
TAMPA BAY CONCIERGE DOCTOR, LLC		93	4	4%	97
ADVENT HEALTH CENTRA CARE - WATERMAN		79	18	19%	97

COVID-19: testing by laboratory

Data through May 27, 2021 verified as of May 28, 2021 at 09:25 AM

Data in this report are provisional and subject to change.

The numbers in the table below represent the number of Florida and non-Florida residents for whom test results were received by the Department of Health. A person can be tested by more than one laboratory and can have both positive and negative results. **Therefore, the sum of the numbers in each column will be larger than the total number of people tested.**

Reporting lab	Inconclusive	Negative	Positive	Percent positive	Total
RIDGEWOOD DIAGNOSTIC LABORATORY		92	5	5%	97
LPG PRIMARY CARE AT PINE ISLAND		83	14	14%	97
A COUNTRY PLACE ASSISTED LIVING FACILITY		95	2	2%	97
MONROE COUNTY DETENTION CENTER		70	27	28%	97
MEDRITE URGENT CARE		83	14	14%	97
EAST ALABAMA MEDICAL CENTER LABORATORY		85	12	12%	97
PEDIATRIC ASSOCIATES ORLANDO		82	14	15%	96
BAYSHORE MEMORY CARE		96			96
TGH URGENT CARE - WESTCHASE			96	100%	96
LABFIRST - DEPARTMENT OF PATHOLOGY		92	4	4%	96
MEDICAL PAVILION CLINIC		72	24	25%	96
SUNCOAST TECHNICAL COLLEGE SCHOOL OF HEALTH		96			96
BRIDGEVIEW CENTER LLC		81	15	16%	96
QPS, LLC		93	3	3%	96
BARRY UNIVERSITY STUDENT HEALTH SERVICES		52	44	46%	96
MARKET STREET VIERA		95	1	1%	96
LAKE SHERIFF		76	20	21%	96
PANCARE HEALTH - FREEPORT CLINIC SUITE B		86	9	9%	95
Heartland Health Care Center North Sarasota		81	14	15%	95
CROSS CITY REHABILITATION AND HEALTH CARE CENTER		72	23	24%	95
MINUTECLINIC DIAGNOSTIC OF NEW JERSEY		87	8	8%	95
THE TERRACE OF KISSIMMEE		80	15	16%	95
JENNIFER J CHIAVETTA-GRLSANTI DC		78	17	18%	95
ARTHREX MEDICAL CENTER		54	40	43%	94
TITUSVILLE FAMILY PRACTICE		37	57	61%	94
LAKE GIBSON VILLAGE, LLC		91	3	3%	94
Summit Medical Group, Pa Dba Citymd		87	7	7%	94
DIAGNOSTIC SOLUTIONS		3	91	97%	94
Conway Lakes Health and Rehabilitation Center		93	1	1%	94
PERSONAL PEDIATRICS		83	11	12%	94
FLORIDA MEDICAL CLINIC PA		66	28	30%	94
OCOEE PEDIATRICS		86	8	9%	94
NEW SMYRNA BEACH URGENT CARE			94	100%	94
CONCENTRA - FT LAUDERDALE - COMMERCIAL BLVD		92	2	2%	94
JERICO URGENT CARE		89	4	4%	93
ST VINCENT'S BIRMINGHAM		86	7	8%	93
ROCKLEDGE REGIONAL MEDICAL CENTER		36	57	61%	93
PLYMOUTH HOME FOR ADULTS, INC.	8	84	1	1%	93
COOPER FAMILY MEDICAL PLLC		73	20	22%	93
BISHOP GRADY VILLAS		91	2	2%	93
EMPLOYEE WELLNESS PA		74	19	20%	93
PRESERVE AT PALM AIRE	3	90			93
SUWANNEE COUNTY SHERIFF OFFICE		89	3	3%	92
DAVITA LABORATORY		69	23	25%	92
CAMPBELL URGENT CARE		15	77	84%	92
HUNTINGTON HOSPITAL LABORATORY		89	3	3%	92

COVID-19: testing by laboratory

Data through May 27, 2021 verified as of May 28, 2021 at 09:25 AM

Data in this report are provisional and subject to change.

The numbers in the table below represent the number of Florida and non-Florida residents for whom test results were received by the Department of Health. A person can be tested by more than one laboratory and can have both positive and negative results. **Therefore, the sum of the numbers in each column will be larger than the total number of people tested.**

Reporting lab	Inconclusive	Negative	Positive	Percent positive	Total
PROMEDICA SENIOR LIVING		86	6	7%	92
MAGNOLIA DIAGNOSTIC		2	90	98%	92
PARK OF THE PALMS INC		90	1	1%	91
MISIR DRUGS LLC		72	19	21%	91
LAKELAND REGIONAL HEALTH GATEWAY CENTER		65	26	29%	91
AVERO DIAGNOSTICS		67	24	26%	91
CHAMBREL AT ISLAND LAKE		87	4	4%	91
SUN CLINICAL LABORATORIES		90	1	1%	91
FLOW HEALTH LABORATORIES, LLC		91			91
HERON CLUB AT PRESTANCIA		89	2	2%	91
SONORAN DESERT PATHOLOGY ASSOCIATES		3	88	97%	91
BAHIA OAKS LODGE		85	6	7%	91
ORTHOPAEDIC SURGERY CENTER		91			91
MD 365 MEDICAL CARE PLLC		91			91
DEBARY HEALTH AND REHABILITATION CENTER		88	3	3%	91
STUART REHABILITATION AND HEALTHCARE		75	16	18%	91
SEWALLS POINT PHARMACY INC		82	9	10%	91
ALCALA TESTING & ANALYSIS SERVICES		85	5	6%	90
MANATEE COUNTY JAIL		89	1	1%	90
ERIC C MRSHAL, MD, PC #1842		87	3	3%	90
KEYS MEDICAL GROUP			90	100%	90
PIERCE INSTRUMENTS INC		88	2	2%	90
Winter Garden Rehab and Nursing Facility		79	11	12%	90
WALGREENS 2941		86	4	4%	90
AR ANESTHESIA LLC		88	2	2%	90
Lanier Rehab		64	26	29%	90
AAJ COMPUTER SERVICES, INC		90			90
LEVY COUNTY DEPARTMENT OF HEALTH		65	25	28%	90
DELCARE PA		72	17	19%	89
ATRIUM AT LIBERTY PARK □		85	4	4%	89
STUART LODGE LIVING LLC		66	23	26%	89
FREEDOM INN AT TARPON SPRINGS		82	7	8%	89
NORTH FLORIDA SPINE AND WELLNESS		69	20	22%	89
LEE COMMUNITY HEALTHCARE - LEHIGH		76	13	15%	89
MIAMI SHORES NURSING & REHAB		89			89
ACE BIOMEDICAL LABS LLC		74	15	17%	89
LPG PULMONOLOGY-COCONUT POINT		73	16	18%	89
EVENTEST, LLC		87	2	2%	89
BAYLOR GENETICS		75	13	15%	88
MINUTECLINIC, LLC		78	10	11%	88
CLYDE E LASSEN STATE VETERANS NURSING HOME		62	26	30%	88
HOLMES COUNTY HEALTH DEPARTMENT	1	74	13	15%	88
GOVERNOR'S CREEK HEALTH & REHABILITATION		87	1	1%	88
PRODUCTION HEALTH SAFETY MANAGEMENT		86	2	2%	88
LEE PHYSICIAN GROUP COLLEGE POINT		82	6	7%	88
BRANDON HEALTH AND REHABILITATION CENTER	1	85	1	1%	87

COVID-19: testing by laboratory

Data through May 27, 2021 verified as of May 28, 2021 at 09:25 AM

Data in this report are provisional and subject to change.

The numbers in the table below represent the number of Florida and non-Florida residents for whom test results were received by the Department of Health. A person can be tested by more than one laboratory and can have both positive and negative results. **Therefore, the sum of the numbers in each column will be larger than the total number of people tested.**

Reporting lab	Inconclusive	Negative	Positive	Percent positive	Total
BEACHES PEDIATRICS PA		82	5	6%	87
PACIFIC ANALYTICS			87	100%	87
EISENHOWER ARMY MEDICAL CENTER		80	7	8%	87
WALGREENS #12673		83	4	5%	87
BARNETT PARK☐		2	85	98%	87
GRAND ST PAUL CVS		84	3	3%	87
LAKE HOWELL FAMILY MEDICINE ASSOCIATES		70	17	20%	87
MED & CO INVESTMENT LLC		82	5	6%	87
CORNERSTONE PEDIATRICS		70	17	20%	87
UNIVERSITY OF NEW MEXICO HOSPITAL		87			87
DISCOVERY VILLAGE AT THE FORUM		86			86
CENTRAL FLORIDA PEDIATRICS		39	47	55%	86
BRILLIANCE ASSISTED LIVING		69	17	20%	86
ADVENTHEALTH MEDICAL GROUP MULTISPECIALTY			86	100%	86
PENSACOLA DEVELOPMENTAL CENTER		67	19	22%	86
NICEVILLE URGENT CARE		38	48	56%	86
ARCPPOINT LABS OF WEST PALM BEACH		43	43	50%	86
PRMG - EAST NAPLES	1	73	11	13%	85
NITE LITE PEDIATRICS - JACKSONVILLE		76	9	11%	85
ARBOR OAKS AT TYRONE	9	74	2	2%	85
MEADOWCREST FAMILY PHYSICIANS PA	1	60	24	28%	85
BROWARD HEALTH MEDICAL CENTER CLINICAL LAB			85	100%	85
BioReference Laboratories, Inc		12	73	86%	85
W. FRANK WELLS NURSING HOME		84	1	1%	85
NORTH SHORE UNIVERSITY HOSPITAL LABORATORY		77	7	8%	84
GROWING TOGETHER PEDIATRICS, LLC		78	6	7%	84
PINES OF SARASOTA GARDEN		84			84
Grand Villa of Clearwater		78	6	7%	84
LONG TERM CARE OF JAY, LLC		63	21	25%	84
PANCARE HEALTH - MALONE CLINIC		77	7	8%	84
JACOBI MEDICAL CENTER		78	5	6%	83
COMMUNITY CARE CENTER☐		81	2	2%	83
FERN PARK DEVELOPMENTAL CENTER		29	54	65%	83
STONY BROOK SOUTHAMPTON		81	2	2%	83
MID FLORIDA PRIMARY CARE PA		69	14	17%	83
CANOPY ON BERRYHILL, THE		51	32	39%	83
PERSONAL PEDIATRICS PA		79	4	5%	83
CLEARWATER PAIN MANAGEMENT ASSOCIATES		81	2	2%	83
THE TRADITION OF THE PALM BEACHES		80	3	4%	83
LABCORP EMPLOYER SERVICES		82	1	1%	83
LAKE CITY VA MEDICAL CENTER			82	100%	82
THE PAVILION FOR HEALTH CARE		72	10	12%	82
DEVELOPMENTAL DISABILITIES DEFENDANT PROGRAM		80	2	2%	82
AIR, LAND & SEA PHYSICALS & CONSULTATIONS, LLC		81	1	1%	82
ROSECASTLE OF JACKSONVILLE LLC		80	2	2%	82
Lexington Health and Rehabilitation Center		82			82

COVID-19: testing by laboratory

Data through May 27, 2021 verified as of May 28, 2021 at 09:25 AM

Data in this report are provisional and subject to change.

The numbers in the table below represent the number of Florida and non-Florida residents for whom test results were received by the Department of Health. A person can be tested by more than one laboratory and can have both positive and negative results. **Therefore, the sum of the numbers in each column will be larger than the total number of people tested.**

Reporting lab	Inconclusive	Negative	Positive	Percent positive	Total
WEST VOLUSIA FAMILY AND SPORTS MEDICINE		75	7	9%	82
NORTH FLORIDA PHARMACY		73	9	11%	82
LAB PLUS, LLC AT SAINT THOMAS WEST HOSPITAL		68	14	17%	82
ENCOMPASS HEALTH REHABILITATION HOSPITAL OF OCALA		81	1	1%	82
PANCARE HEALTH - JACKSON COUNTY		68	13	16%	81
TRINITY URGENT CARE		66	15	19%	81
MICHAEL A VENZAIO MD		77	4	5%	81
MINUTECLINIC DIAGNOSTIC OF SOUTH CAROL		74	7	9%	81
WALGREENS_PEMBROKE PINES		73	8	10%	81
LAB		29	52	64%	81
SUMTER PEDIATRICS		76	5	6%	81
MEDCOR CORPORATE CLINIC		80	1	1%	81
MINUTECLINIC DIAGNOSTIC OF KANSAS, PA		72	9	11%	81
BIO-TECH CLINICAL LABORATORIES		41	40	49%	81
GRAND VILLA OF ALTAMONTE SPRINGS		74	7	9%	81
NOMI HEALTH LAB SERVICES LLC		9	71	89%	80
ORLANDO CLINICAL RESEARCH CENTER		77	3	4%	80
BALMORAL TENANT SERVICES INC	1	43	36	45%	80
GRAND VILLA OF DEL RAY WEST		75	5	6%	80
BOND CLINIC PA		46	33	42%	79
CBS LABS OF TAMPA LLC		3	76	96%	79
VETERANS AFFAIRS MEDICAL CENTER - PALO ALTO		28	51	65%	79
ERDOX		74	5	6%	79
EDGEWATER AT WATERMAN VILLAGE		78	1	1%	79
BRADFORD COUNTY HEALTH DEPARTMENT		78	1	1%	79
MICHAEL AKPEKE MD		70	9	11%	79
CENTRAL BALDWIN IMMEDIATE CARE & FAMILY PRACTICE		61	18	23%	79
LAKE MORTON PLAZA		75	3	4%	78
TAMPA URGENT CARE			78	100%	78
THOMAS INTERNAL MEDICINE		65	13	17%	78
BAYCARE MEDICAL GROUP		71	7	9%	78
NEW MEXICO STATE PUBLIC HEALTH DIVISION		78			78
MULBERRY'S MOBILE PROVIDER SERVICES LLC		58	20	26%	78
LUTHERAN HAVEN ASSISTED LIVING		78			78
ACCESS 365 URGENT CARE		51	27	35%	78
TOWERS HOME CARE		74	4	5%	78
DOH-WEST PALM BEACH BRANCH LABORATORY		3	75	96%	78
WOMENS CARE FLORIDA LABORATORY		70	7	9%	77
ORANGE CITY NURSING AND REHAB		75	2	3%	77
HEALTH FIRST - PALM BAY HOSPITAL		2	75	97%	77
PALM BAY URGENT CARE		31	46	60%	77
WALGREENS 9627		71	6	8%	77
ENCOMPASS HEALTH REHABILITATION OF ALTAMONTE		72	5	6%	77
PALM RIVER COMMUNITY HEALTH CENTER		68	9	12%	77
ASSOCIATED CLINICAL LABORATORIES		69	8	10%	77
FAST PACE MEDICAL CLINIC, PLLC		65	12	16%	77

COVID-19: testing by laboratory

Data through May 27, 2021 verified as of May 28, 2021 at 09:25 AM

Data in this report are provisional and subject to change.

The numbers in the table below represent the number of Florida and non-Florida residents for whom test results were received by the Department of Health. A person can be tested by more than one laboratory and can have both positive and negative results. **Therefore, the sum of the numbers in each column will be larger than the total number of people tested.**

Reporting lab	Inconclusive	Negative	Positive	Percent positive	Total
BOND CLINIC DR ELDEEB		38	39	51%	77
THE GOOD SHEPARDS OF DELAND-WEST		76	1	1%	77
NORTH FLORIDA PEDIATRICS - JACKSONVILLE		70	7	9%	77
DYNAMIC MEDICAL USA			76	100%	76
PROMEDICA LABORATORIES		21	55	72%	76
WINDSOR REFLECTIONS		75	1	1%	76
S-H THIRTY-FIVE OPCO- PORT ST LUCIE, LLC	1	75			76
SUNCOAST OPTIMAL WELLNESS		23	53	70%	76
CLINICAL PATHOLOGY ASSOCIATES-SONIC REFERENCE LAB		76			76
CAMP BOGGY CREEK		75	1	1%	76
MOBILE PHYSICIAN SERVICES INC		68	8	11%	76
CHIPOLA QUICK CARE		67	9	12%	76
BROWARD HEALTH MEDICAL CENTER		3	72	96%	75
ADVENTHEALTH EXPRESSCARE		45	30	40%	75
FLORIDA HEALTH CARE DELAND			75	100%	75
ELLKAY HEALTHCARE DATA PLUMBERS	52	19	4	5%	75
SOS MOBILE MEDICAL CARE LLC		63	12	16%	75
WILSON MEMORIAL REGIONAL MEDICAL CENTER		71	4	5%	75
ST JOSEPHS CHILDRENS OUTREACH		2	73	97%	75
GOLDEN POND COMMUNITIES		74	1	1%	75
MED EXPRESS		6	69	92%	75
EAST HILL PHARMACY		55	20	27%	75
EXPRESS CARE OF TAMPA BAY LLC	1	23	51	68%	75
MINUTECLINIC DIAGNOSTIC OF HAWAII LLC		68	7	9%	75
CITY OF OCALA EMPLOYEE HEALTH AND WELLNESS CENTER		68	7	9%	75
WATERCREST ST LUCIE WEST	1	69	5	7%	75
EC OPCO PENSACOLA, LLC		73	1	1%	74
HARMONY CLINIC		1	73	99%	74
BROOKDALE OVIEDO		72	2	3%	74
GV NAPLES OPCO, LLC		73	1	1%	74
MD LABS		47	27	36%	74
NORTH FLORIDA PEDIATRICS		57	17	23%	74
OAK MANOR NURSING HOME		70	4	5%	74
VIP WALK IN CLINIC		50	24	32%	74
NOAH CLINICAL LABORATORY		63	11	15%	74
SCOTT LAKE HEALTH AND REHABILITATION CENTER		71	3	4%	74
WALGREEN		60	14	19%	74
INDIGO MANOR		24	50	68%	74
DISCOVERY VILLAGE AT PALM BEACH GARDENS		71	2	3%	73
SAFARI PEDIATRICS PA		71	2	3%	73
CONSULATE HEALTH CARE - LAKE MARY		72	1	1%	73
INTERNAL MEDICINE ASSOCIATES PA		68	5	7%	73
LAKE CO EMPLOYEE HEALTH AND WELLNESS CENTER		65	8	11%	73
BLUE SPRINGS SURGERY CENTER		73			73
TGH URGENT CARE - WESLEY CHAPEL			73	100%	73
Casa Mora Rehabilitation & Extended Care		71	2	3%	73

COVID-19: testing by laboratory

Data through May 27, 2021 verified as of May 28, 2021 at 09:25 AM

Data in this report are provisional and subject to change.

The numbers in the table below represent the number of Florida and non-Florida residents for whom test results were received by the Department of Health. A person can be tested by more than one laboratory and can have both positive and negative results. **Therefore, the sum of the numbers in each column will be larger than the total number of people tested.**

Reporting lab	Inconclusive	Negative	Positive	Percent positive	Total
EVIVIA		70	3	4%	73
Stratford Court of Palm Harbor		63	10	14%	73
LPG PRIMARY CARE AT COLONIAL CENTER DRIVE		63	9	13%	72
CRAIG BERGER MD PL D/B/A BAY AREA EYE INSTITUTE		72			72
HAWTHORNE INN OF LAKE LAND		72			72
CAREATC INC BRANDON	21	46	5	7%	72
Heritage Park Care and Rehabilitation		72			72
ADVENT HEALTH - PALM COAST		2	70	97%	72
BOND AND STEELE CLINIC, PA		58	14	19%	72
HAVEN OF OUR LADY OF PEACE		72			72
MINUTECLINIC DIAGNOSTIC MEDICAL GROUP		67	5	7%	72
KESHAV RX LLC		59	13	18%	72
INN AT ASTON GARDENS AT PELICAN POINTE,THE		67	4	6%	71
CL BRUMBACK PRIMARY CARE CLINICS		17	54	76%	71
BIOREFERENCE LABORATORIES INC		11	60	85%	71
DOT DOC SARASOTA		63	8	11%	71
ADVANCED LAB		67	4	6%	71
STERLING HOUSE OF TALLAHASSEE	3	62	6	8%	71
AMMON LABS		61	10	14%	71
ADVENT HEALTH - LAKE MARY		61	10	14%	71
SIDDH INC DBA SAN CARLOS PHARMACY		67	4	6%	71
PLANTATION GENERAL HOSPITAL CLINICAL LAB		26	44	63%	70
Highlands Regional Hospital		63	7	10%	70
ADVANCE URGENT CARE CENTER, LLC		22	48	69%	70
SUMMIT AT VENICE	2	63	5	7%	70
CALHOUN COUNTY HEALTH DEPT		40	30	43%	70
CP/AIG PENSACOLA DEVELOPMENT LLC		67	3	4%	70
USF HEALTH MORSANI CENTER		5	65	93%	70
ST FRANCIS HOSPITAL		62	8	11%	70
WELLSTAR KENNESTONE HOSPITAL		64	6	9%	70
SUNCOAST COMMUNITY HEALTH CENTERS PEDIATRICS		21	49	70%	70
THE CLUB AT BOYNTON BEACH, LLC		68	2	3%	70
LINCOLN MEDICAL AND MENTAL HEALTH CENTER		66	3	4%	69
HERITAGE HEALTHCARE AND REHABILITATION CENTER		69			69
WALGREENS #05625		64	5	7%	69
ADVENTHEALTH MEDICAL GROUP FAMILY & INTERNAL		35	34	49%	69
PINELLAS PARK FIRE DEPARTMENT		65	4	6%	69
MEMORIAL MANOR		69			69
CORAL GABLES HOSPITAL			69	100%	69
ORLANDO ORTHOPAEDIC OUTPATIENT SURGERY CENTER		63	6	9%	69
GENPATH			69	100%	69
REOPEN DIAGNOSTICS			69	100%	69
SAN JOSE SENIOR CARE LLC	1	43	25	36%	69
PARKSIDE INN	3	64	2	3%	69
BIG BOCA SMILES LLC		66	2	3%	68
ADVENT HEALTH - MOUNT DORA		11	57	84%	68

COVID-19: testing by laboratory

Data through May 27, 2021 verified as of May 28, 2021 at 09:25 AM

Data in this report are provisional and subject to change.

The numbers in the table below represent the number of Florida and non-Florida residents for whom test results were received by the Department of Health. A person can be tested by more than one laboratory and can have both positive and negative results. **Therefore, the sum of the numbers in each column will be larger than the total number of people tested.**

Reporting lab	Inconclusive	Negative	Positive	Percent positive	Total
ATRIA PARK OF LAKE FOREST (WG HERITAGE LF LLC)		66	2	3%	68
SMH PHYSICIAN SERVICES INC		67	1	1%	68
ADVENTHEALTH MEDICAL GROUP FAMILY MEDICINE		63	5	7%	68
AEL- MEMPHIS		17	51	75%	68
ENCOMPASS HEALTH REHABILITATION		65	3	4%	68
HEALTHPARK MEDICAL CTR NURSING SVC		68			68
SAMFORD UNIVERSITY HEALTH SERVICES		67	1	1%	68
SOMERBY OF SANTA ROSA BEACH		59	9	13%	68
MEASE MANOR INC		63	4	6%	67
GOOD SAMARITAN SOCIETY		67			67
FLORIDA HOSPITAL PHYSICIAN GROUP		40	27	40%	67
WELLMED AT NEW TAMPA		53	14	21%	67
GREENSBORO PATHOLOGY LLC		55	12	18%	67
FLORIDA HEALTH CARE		8	59	88%	67
UNITED MEDICAL LABS INC		66	1	1%	67
Palms at Ponte Vedra Assisted Living and Memory Care		64	3	4%	67
APC PEDIATRICS AT RYE ROAD MEDICAL PARK		63	4	6%	67
NEMOURS CHILDRENS PRIMARY CARE OVIEDO		51	15	23%	66
VENICE URGENT CARE - GULF COAST		7	59	89%	66
Bon Secours Maria Manor		60	6	9%	66
AMERICAN FAMILY MEDICAL		53	13	20%	66
Grace Rehabilitation of Vero Beach		65	1	2%	66
TROY REGIONAL MEDICAL CENTER		55	11	17%	66
MINUTE CLINIC DIAGNOSTIC OF VIRGINIA, LLC		62	4	6%	66
MEDLOGIC LABORATORIES		3	63	95%	66
LAKE INTERNAL MEDICINE ASSOCIATES PA		58	8	12%	66
HERNANDO COUNTY FIRE RESCUE DISTRICT		32	34	52%	66
NORTH FLORIDA MEDICAL CENTER		59	7	11%	66
OKEECHOBEE URGENT CARE		17	49	74%	66
PINELLAS INTERNAL MEDICINE ASSOCIATES	1	60	5	8%	66
VETERANS AFFAIRS MEDICAL CENTER - GULF COAST		27	39	59%	66
EAST CENTRAL FLORIDA OUTPATIENT IMAGING		45	21	32%	66
ADVENT HEALTH CENTRA CARE - WINTER GARDEN		20	46	70%	66
FAMILY HEALTH CENTER		46	20	30%	66
MEDEX MEDICAL EXPRESS OF PALATKA			66	100%	66
PREMISE HEALTH MIA		27	39	59%	66
CHILDREN'S HOSPITAL OF ALABAMA		64	1	2%	65
NXGEN MDX		20	45	69%	65
CARLTON SHORES HEALTH AND REHABILITATION CENTER		64	1	2%	65
MICHIGAN DEPARTMENT OF HEALTH AND HUMAN SERVICES	1		64	98%	65
HORIZON ALF		64	1	2%	65
HUNT CLUB MEDICAL		34	31	48%	65
SOUTHSIDE HOSPITAL NORTHWELL HEALTH LABORATORY		56	9	14%	65
BROOKDALE CENTRE POINTE	1	64			65
CAPE REGIONAL MEDICAL CENTER		62	3	5%	65
LPG CONVENIENT CARE AT PINE ISLAND ROAD		59	6	9%	65

COVID-19: testing by laboratory

Data through May 27, 2021 verified as of May 28, 2021 at 09:25 AM

Data in this report are provisional and subject to change.

The numbers in the table below represent the number of Florida and non-Florida residents for whom test results were received by the Department of Health. A person can be tested by more than one laboratory and can have both positive and negative results. **Therefore, the sum of the numbers in each column will be larger than the total number of people tested.**

Reporting lab	Inconclusive	Negative	Positive	Percent positive	Total
VIERA HEALTH AND REHABILITATION CENTER		62	3	5%	65
SUMMER VISTA ASSISTED LIVING		38	27	42%	65
OUT OF STATE		40	25	38%	65
WADSWORTH HEALTH CENTER		62	3	5%	65
BAYOU GARDENS DUNEDIN LLC		64			64
GREENLEAF ALF		63	1	2%	64
ST CLOUD PHYSICIAN MANAGEMENT LLC DBA ST CLOUD		30	34	53%	64
LIGHTHOUSE PEDIATRICS OF NAPLES		57	7	11%	64
MINUTECLINIC DIAGNOSTIC OF NORTH CAROLINA		62	2	3%	64
SILVER LAKE PEDIATRICS PA		57	7	11%	64
JOSEPH L MORSE GERIATRIC CENTER	2	59	3	5%	64
CARE CENTERS OF NASSAU LLC MINER ROAD SOUTH		64			64
BURRY'S PHARMACY INC		39	25	39%	64
SARNO FAMILY PRACTICE		46	18	28%	64
DEPT OF VA MED CENTE-WEST PALM BEACH			64	100%	64
DAVID POSNACK JEWISH DAY SCHOOL		64			64
ADVENTHEALTH MEDICAL GROUP PULMONOLOGY		57	7	11%	64
Manor Care of Dunedin	1	54	9	14%	64
TRINITY AL SENIOR HOUSING LLC		45	19	30%	64
ALL AMERICAN URGENT CARE			63	100%	63
LAKELAND REGIONAL HEALTH		38	25	40%	63
FINLAY CLINICAL LABORATORY		20	43	68%	63
GULFSIDE HOSPICE INC		59	4	6%	63
MEDI CLINIC SARASOTA INC		62	1	2%	63
ENCOMPASS HEALTH REHABILITATION HOSPITAL OF PANAMA CITY		58	5	8%	63
LONG ISLAND JEWISH MED CTR		57	6	10%	63
MEASE CONTINUING CARE		61	2	3%	63
S-H THIRTY FIVE OPCO - ORANGE CITY, LLC		53	10	16%	63
CINNAMON COVE ALF		62	1	2%	63
BIG BEND CARES, INC		55	8	13%	63
MINUTECLINIC DIAGNOSTIC OF LOUISIANA,		60	3	5%	63
SOUTH FLORIDA BAPTIST HOSPITAL			63	100%	63
MAUREEN OROURKE-FUTEY			63	100%	63
MARQUIS LABS, LLC		61	2	3%	63
BEEHIVE HOMES OF GULF BREEZE		47	16	25%	63
NORTHSIDE HOSPITAL EMERGENCY DEPT		59	4	6%	63
MENTAL HEALTH CARE INC		53	9	15%	62
HOLY NAME HOSPITAL LABORATORY		60	2	3%	62
LEE MEMORIAL HEALTH SYSTEM		56	6	10%	62
EMORY CLINIC, THE		58	4	6%	62
GRAND VILLA OF ST. PETERSBURG		60	2	3%	62
TUKA PEDIATRICS		8	54	87%	62
EMERALD COAST HOSPICE		61	1	2%	62
SPRING MANOR ASSISTED LIVING		62			62
WAVE CREST HEALTH AND REHABILITATION CENTER		59	3	5%	62
ACTIVE SENIOR LIVING		60	2	3%	62

COVID-19: testing by laboratory

Data through May 27, 2021 verified as of May 28, 2021 at 09:25 AM

Data in this report are provisional and subject to change.

The numbers in the table below represent the number of Florida and non-Florida residents for whom test results were received by the Department of Health. A person can be tested by more than one laboratory and can have both positive and negative results. **Therefore, the sum of the numbers in each column will be larger than the total number of people tested.**

Reporting lab	Inconclusive	Negative	Positive	Percent positive	Total
PALM BAY PEDIATRICS		41	21	34%	62
CDR MAGUIRE INC	1	7	54	87%	62
TBI RESIDENTIAL SERVICES, INC.		51	11	18%	62
EVAN R SHAPIRO MD PA		62			62
OVERLOOK HOSPITAL LABORATORY		57	5	8%	62
ENCOMPASS HEALTH REHABILITATION HOSPITAL OF MIAMI		61	1	2%	62
WASHINGTON REHABILITATION AND NURSING CENTER		51	10	16%	61
INTERNAL MEDICINE SPECIALIST		55	6	10%	61
VALENCIA HOUSE ALF		59	2	3%	61
RITECARE MED CTR H			61	100%	61
SARATOGA HOSPITAL LABORATORY		55	6	10%	61
ELITE HOME HEALTH SERVICES		61			61
FLORIDA MEDICAL CLINIC IM MLK		36	24	40%	60
JACK BANDEL MD PA		56	4	7%	60
NORTH CAROLINA DEPARTMENT OF HEALTH & HUMAN SERVICES	1		59	98%	60
PATIENTS CHOICE LAB OF IND, LLC		52	8	13%	60
GRAND AVENUE RX			60	100%	60
INTERNAL LAB		50	10	17%	60
WILLOWS AT WILDWOOD, THE		54	6	10%	60
BARNES HEALTHCARE OF FLORIDA LLC		56	4	7%	60
Glen Oaks Health and REhabilitation		60			60
THE PRESERVE AT CLEARWATER		58	2	3%	60
IMMEDIATE CARE PA		56	4	7%	60
81ST MEDICAL GROUP		28	32	53%	60
TWIN CREEKS ASSISTED LIVING & MEMORY CARE		57	3	5%	60
SONATA BOCA RATON		54	6	10%	60
BOCA BIOLISTICS LLC		46	14	23%	60
CITYMD OF MANAHAWKIN		57	3	5%	60
ALEXANDER NININGER STATE VETERANS		59			59
MILLENIUM PHYSICIANS GROUP		1	58	98%	59
UHEALTH AT FISHER ISLAND			59	100%	59
RESIDENTIAL PLAZA AT BLUE LAGOON INC		55	4	7%	59
OPTUMCARE SOUTH FLORIDA, LLC		50	9	15%	59
LINCOLN DIAGNOSTIC LAB		57	2	3%	59
ADVENT HEALTH EXPRESS CARE		7	52	88%	59
VOLUSIA COUNTY BRANCH JAIL		1	58	98%	59
BUECHELE DENTAL PA DBA CLERMONT FAMILY DENTISTRY		49	10	17%	59
CARDIOLOGY AND MEDICINE ASSOCIATES		43	16	27%	59
STEINHATCHEE FAMILY MEDICAL CENTER	1	50	8	14%	59
THE MEDICAL GROUP OF SOUTH FLORIDA INC		53	6	10%	59
DAYTONA BEACH OPC		54	5	8%	59
KEY WEST MEDICAL CENTER	1	51	7	12%	59
BIOTECH		52	7	12%	59
EMORY UNIVERSITY HOSPITAL		50	9	15%	59
PROFESSIONAL PEDIATRICS		56	2	3%	58
CENTRA CARE - LAKE NONA		7	51	88%	58

COVID-19: testing by laboratory

Data through May 27, 2021 verified as of May 28, 2021 at 09:25 AM

Data in this report are provisional and subject to change.

The numbers in the table below represent the number of Florida and non-Florida residents for whom test results were received by the Department of Health. A person can be tested by more than one laboratory and can have both positive and negative results. **Therefore, the sum of the numbers in each column will be larger than the total number of people tested.**

Reporting lab	Inconclusive	Negative	Positive	Percent positive	Total
COOPER FAMILY MEDICAL, PLLC		48	10	17%	58
GENTIVA HEALTH SERVICES CERTIFIED INC		54	4	7%	58
KINDRED HOSPITAL CENTRAL TAMPA BLOOD GAS	1	52	5	9%	58
MARIANNA HEALTH AND REHABILITATION CENTER		57	1	2%	58
Margate Health and Rehabilitation Center		56	2	3%	58
VPA PC LAB		48	10	17%	58
HIALEAH HOSPITAL RESPIRATORY DEPT			58	100%	58
CONCENTRA URGENT CARE		54	4	7%	58
TRADITIONAL HOME HEALTH OF PALM BEACH INC		55	2	4%	57
AMELIA ASSISTED LIVING FACILITY		57			57
BAY STREET PHARMACY		52	5	9%	57
NEW YORK PRESBYTERIAN - QUEENS DIAGNOSTIC		53	4	7%	57
MALCOM RANDALL DEPT OF VAMC			57	100%	57
IMA MEDICAL CENTER		38	19	33%	57
TNC WALK IN CLINIC		44	13	23%	57
GENESIS DERMATOLOGY		53	4	7%	57
KAPG FLEMING ISLAND SENIOR HOUSING OPCO LLC	1	56			57
THE CANOPY AT BERRYHILL		57			57
ALZHEIMERS CARE CENTER OF VIERA LTD		37	20	35%	57
EP MEDICAL EQUIPMENT PHARMACY		49	8	14%	57
ASCENSION SACRED HEART BAY LABORATORY		54	3	5%	57
PENNSYLVANIA DEPARTMENT OF HEALTH BUREAU OF LABORATORIES			57	100%	57
JFK MEDICAL CENTER NORTH LAB		1	56	98%	57
LONG ISLAND UNIVERSITY - POST CAMPUS		52	5	9%	57
EAGLES WATCH CLUSTER		47	9	16%	56
ROCHESTER GENERAL HOSPITAL LABORATORY		52	4	7%	56
WEST ISLIP URGENT CARE		51	5	9%	56
MEDI PARTNERS OF S FLORIDA LLC		56			56
TIFFANY HALL NURSING AND REHAB		44	12	21%	56
PATHOLOGY CONSULTANTS OF NEW MEXICO		56			56
PREMIER MEDICAL ASSOCIATES ALL FLORIDA LLC		54	1	2%	55
OCCUPATIONAL HEALTH CENTERS OF THE SOUTHWEST PA		49	6	11%	55
SONATA HUNTERS CREEK		47	8	15%	55
SUNSHINE PEDIATRICS OF CENTRAL FLORIDA PL		52	3	5%	55
Jupiter Medical Center Pavilion		54	1	2%	55
NITE LITE PEDIATRICS - PORT ST. LUCIE		46	9	16%	55
KENDALL REGIONAL MEDICAL CENTER LAB	3		52	95%	55
LITTLE NECK URGENT CARE		53	2	4%	55
GRAND VILLA OF ENGLEWOOD		50	5	9%	55
HIGHLANDS COUNTY FIRE RESCUE		55			55
ROYAL PALM SENIOR RESIDENCE		55			55
CARE 4 U MANAGEMENT, INC			55	100%	55
A & B PHARMACY		55			55
CITY OF CAPE CORAL		40	14	26%	54
BASSETTI MEDICAL RESEARCH INC		35	19	35%	54
CERTUS MTD OPCP LLC		52	2	4%	54

COVID-19: testing by laboratory

Data through May 27, 2021 verified as of May 28, 2021 at 09:25 AM

Data in this report are provisional and subject to change.

The numbers in the table below represent the number of Florida and non-Florida residents for whom test results were received by the Department of Health. A person can be tested by more than one laboratory and can have both positive and negative results. **Therefore, the sum of the numbers in each column will be larger than the total number of people tested.**

Reporting lab	Inconclusive	Negative	Positive	Percent positive	Total
REGENCY PARK ASSISTED LIVING FACILITY		52	2	4%	54
JUNIPER VILLAGE AT NAPLES		53	1	2%	54
CLERMONT HEALTH AND REHAB		40	14	26%	54
FAMILY EXTENDED CARE OF PUNTA GORDA		54			54
HOME CARE PHARMACY		53	1	2%	54
FUTURE PEDIATRICS		51	3	6%	54
PORT SAINT JOHN FAMILY PRACTICE		35	19	35%	54
APOLLOMDX LABS		32	22	41%	54
SARASOTA CO. HEALTH DEPT # 58		40	14	26%	54
MIAMI CLINICAL RESEARCH CORP		12	42	78%	54
UNITED LABORATORY SERVICES CORPORATION		38	16	30%	54
CVS MINUTE CLINIC DIAGNOSTIC OF NORTH CAROL		47	7	13%	54
CDR MAGUIRE - MIAMI BEACH CC MISSION 17388		2	52	96%	54
ORCHID COVE AT DAYTONA		45	9	17%	54
ST. CLOUD MEDICAL GROUP		54			54
CAMBRIDGE SECURITY SERVICES		51	3	6%	54
GRAND VILLA OF NEW PORT RICHEY		46	7	13%	53
FLAGLER HOSPITAL INC	2		51	96%	53
MINUTECLINIC DIAGNOSTIC OF LOUISIANA		50	3	6%	53
LEE COMMUNITY HEALTHCARE INC CAPE CORAL		50	3	6%	53
UNIVERSITY OF WEST FLORIDA, THE		52	1	2%	53
THE PALMS PHARMACY, INC		50	3	6%	53
ALLIANCE COMMUNITY FOR RETIREMENT LIVING		53			53
ST ANTHONYS PRIMARY CARE LLC/JACKSON STREET			53	100%	53
Citymd Of Toms River		46	7	13%	53
ADVENT HEALTH MEDICAL GROUP OB GYN AT		47	6	11%	53
NIGHT LITE PEDIATRICS CENTER LLC		10	43	81%	53
PANCARE HEALTH - BAY COUNTY - YOUNGSTOWN		48	5	9%	53
SOMERSET			53	100%	53
BITTINGS APOTHECARY INC		47	6	11%	53
GRAND VILLA OF PINELLAS PARK		51	2	4%	53
JACKSONVILLE PEDIATRICS		32	21	40%	53
QUOTIENT SCIENCES LABS LLC			53	100%	53
COURTYARD GARDENS OF BOYNTON BEACH, LLC		50	3	6%	53
QHC UPSTATE MEDICAL PC		43	10	19%	53
LAKE COUNTY SCHOOLS EMPLOYEE HEALTH CENTER		40	13	25%	53
PINES NURSING HOME		51	2	4%	53
Osprey Point Nursing Center		51	2	4%	53
MISSION OAKS ASSISTED LIVING		51	2	4%	53
ADVENT HEALTH		49	3	6%	52
MADISON COUNTY MEMORIAL HOSPITAL LABORATORY		15	37	71%	52
FELICIDAD MEDICAL CENTER		5	47	90%	52
ROADS PEDIATRICS,LLC		49	3	6%	52
SNH BRFL TENANT LLC	2	50			52
LYSTER ACH FT RUCKER AL		49	3	6%	52
LPG PRIMARY CARE AT CAPE CORAL PARKWAY		44	8	15%	52

COVID-19: testing by laboratory

Data through May 27, 2021 verified as of May 28, 2021 at 09:25 AM

Data in this report are provisional and subject to change.

The numbers in the table below represent the number of Florida and non-Florida residents for whom test results were received by the Department of Health. A person can be tested by more than one laboratory and can have both positive and negative results. **Therefore, the sum of the numbers in each column will be larger than the total number of people tested.**

Reporting lab	Inconclusive	Negative	Positive	Percent positive	Total
LMH SKILLED NURSING UNIT		52			52
PEDIATRICS IN BREVARD-COCOA BEACH		47	5	10%	52
ATRIA WILLOW WOOD		50	2	4%	52
MEDPEDS ASSOCIATES OF SARASOTA PA		47	5	10%	52
ADVENT HEALTH - LAKE WALES		40	12	23%	52
PHILLIPPE RIDGE		40	12	23%	52
MINUTECLINIC, LLC, DBA MINUTECLINIC #5		47	5	10%	52
AVANTE ST CLOUD		48	3	6%	51
SUNSHINE ASSISTED LIVING		51			51
SOUTHEAST GEORGIA HEALTH SYSTEM, INC		46	5	10%	51
HOUSE CALLS PROFESSIONAL LLC		47	4	8%	51
WEISS PEDIATRIC CARE LLC		37	14	27%	51
WALGREENS #10373		49	2	4%	51
SOUTHEAST ALABAMA MEDICAL CENTER			51	100%	51
PATRICK MANOR INCORPORATED		51			51
CRESTVIEW IMMEDIATE CARE LL		27	24	47%	51
Grand Villa of Deerfield Beach		47	4	8%	51
FLORIDA PEDIATRIC GROUP PA		42	9	18%	51
PRACTICE MANAGEMENT OF AMERICA, INC.		7	44	86%	51
GULFVIEW MEDICAL INSTITUTE		51			51
LPG PEDIATRICS AT PAGE FIELD		50	1	2%	51
THORNBURG PEDIATRICS		47	4	8%	51
WG EVERGREEN WOODS SH LLC		51			51
SOUTH CAROLINA DEPT OF HEALTH AND ENVIRONMENT CONTROL		11	40	78%	51
LPG PRIMARY CARE AT BONITA BAY LIFESTYLE CENTER		46	5	10%	51
EC OPCO TIMBERLIN PARC LLC		51			51
BENTON HOUSE OF PORT ORANGE		44	7	14%	51
INN AT THE FOUNTAINS, THE		34	17	33%	51
UNION MEDICAL CARE		51			51
CARE ATC - ANDES			50	100%	50
LABORATORY MEDICINE CONSULTANTS-LMC PA		46	4	8%	50
RAINBOW PEDIATRICS PC LLC / BREAKFAST POINT		39	11	22%	50
MARCO ISLAND MEDICAL CENTER		37	13	26%	50
WELLMED AT PLANT CITY		29	21	42%	50
KISSIMMEE VA OUTPATIENT CLINIC		47	3	6%	50
HILA BECKERMAN MD LLC	1	45	4	8%	50
Grand Villa of Dunedin		44	6	12%	50
NAPLES PEDIATRICS INC		43	7	14%	50
BETHUNE-COOKMAN UNIVERSITY		32	18	36%	50
A AND R RESEARCH GROUP LLC		45	5	10%	50
POPLAR HEALTHCARE PLLC	1	11	38	76%	50
THE LODGE AND REHABILITATION CENTER		34	16	32%	50
HEALTH FIRST - CAPE CANAVERAL HOSPITAL		1	49	98%	50
PORT ST. LUCIE - ZAXBY'S		50			50
MARQUESA MEDICAL		46	4	8%	50
GRAMERCY PARK URGENT CARE		48	2	4%	50

COVID-19: testing by laboratory

Data through May 27, 2021 verified as of May 28, 2021 at 09:25 AM

Data in this report are provisional and subject to change.

The numbers in the table below represent the number of Florida and non-Florida residents for whom test results were received by the Department of Health. A person can be tested by more than one laboratory and can have both positive and negative results. **Therefore, the sum of the numbers in each column will be larger than the total number of people tested.**

Reporting lab	Inconclusive	Negative	Positive	Percent positive	Total
CARE CENTERS OF NASSAU LLC MINER ROAD NORTH		49			49
NORTHWESTERN UNIV JACOBS CTR COVID 19 TESTING SITE		49			49
Guardian Care Nursing and Rehabilitation Center		49			49
CAREHERE LAKE SCHOOLS EMPLOYEE HEALTH CENTER		34	15	31%	49
THE TERRACE OF JACKSONVILLE		3	46	94%	49
SOMA MEDICAL CENTER PA #3		10	39	80%	49
SOLARIS SENIOR LIVING NORTH NAPLES		48	1	2%	49
UNIVERSITY BEHAVIORAL CENTER		49			49
ALWAYS BEST CARE SENIOR SERVICES		44	5	10%	49
SOFT CELL LABORATORIES		45	4	8%	49
DOH		23	26	53%	49
USF		1	48	98%	49
AU MEDICAL CENTER, INC	1	43	5	10%	49
FORT PIERCE FAMILY CARE INC		43	6	12%	49
S-H THIRTY FIVE OPCO - LUTZ, LLC		48	1	2%	49
ADVENTIST HEALTH SYSTEM FLORIDA		34	15	31%	49
HERNANDO ENDOSCOPY AND SURGERY CENTER		38	11	22%	49
NORTHBROOK CENTER FOR		47	2	4%	49
UNIPATH		25	24	49%	49
PASSPORT HEALTH ORLANDO		49			49
FHMG_CTR FOR SENIOR HEALTH		44	5	10%	49
ALLEGRO		47	2	4%	49
URGENT CARE & WELLNESS CENTER		15	33	69%	48
CARILLON SPORTS AND FAMILY MEDICINE		37	11	23%	48
ALLIANCE OF PHYSICIANS AGAINST COVID-19		1	47	98%	48
INTERCOASTAL MEDICAL GROUP		2	46	96%	48
GRAND LIVING AT LAKEWOOD RANCH		47	1	2%	48
FAMILY CARE PARTNERS URGENT CARE LLC		39	9	19%	48
SEWANEE MOLECULAR DIAGNOSTICS LABORATO		48			48
LEE PHYSICIAN GROUP		42	6	13%	48
PALM BAY FAMILY PRACTICE		27	21	44%	48
GRAND OAKS OF PALM CITY LLC	1	41	6	13%	48
SAN CARLOS PHARMACY		39	9	19%	48
CAREMED INTERNAL MEDICINE		30	18	38%	48
MEDEMERGE		46	2	4%	48
MORTON PLANT			48	100%	48
ORLANDO HEALTH PRIMARY CARE PEDIATRICS		44	4	8%	48
WINTER GARDEN REHAB AND NURSING CENTER		44	4	8%	48
BAPTIST URGENT CARE		44	4	8%	48
BAY CENTER HURRICANE SHELTER		48			48
NORTH FLORIDA / SOUTH GEORGIA VETERANS HEALTH SYSTEM		1	47	98%	48
ADVENTHEALTH MEDICAL GROUP FAMILY MEDICINE AT RDV		48			48
ISLAND URGENT CARE PLLC		44	4	8%	48
POINTE AT NEW PORT PLACE,THE		48			48
ST JUDE LABORATORIES		43	5	10%	48
PREMIER MEDICAL ASSOCIATES		46	2	4%	48

COVID-19: testing by laboratory

Data through May 27, 2021 verified as of May 28, 2021 at 09:25 AM

Data in this report are provisional and subject to change.

The numbers in the table below represent the number of Florida and non-Florida residents for whom test results were received by the Department of Health. A person can be tested by more than one laboratory and can have both positive and negative results. **Therefore, the sum of the numbers in each column will be larger than the total number of people tested.**

Reporting lab	Inconclusive	Negative	Positive	Percent positive	Total
COURTYARD GARDENS OF JUPITER		48			48
FAMILY EXTENDED CARE OF WINTER HAVEN		45	2	4%	47
REVA INC		43	4	9%	47
NAVARRE GARDENS		41	6	13%	47
KINDRED HOSPITAL OCALA		43	4	9%	47
INTERLAB		1	46	98%	47
WALGREENS #04569		43	4	9%	47
COMPLETE HOME CARE OF THE PALM BEACHES LLC		43	4	9%	47
Beacon OHSS		47			47
MOBILE DOC FL, LLC		29	18	38%	47
WALGREENS 3145		44	3	6%	47
KAPG ST AUGUSTINE SENIOR HOUSING OPCO LLC		37	9	20%	46
TRIPLE O MEDICAL SERVICES INC		42	4	9%	46
PLAINVIEW URGENT CARE		43	3	7%	46
LPG CONVENIENT CARE AT METRO		42	4	9%	46
H LEE MOFFITT CANCER CENTER MICRO		46			46
CIMA MEDICAL CENTER		45	1	2%	46
CASS'S MOBILE HEALTH SERVICES		38	8	17%	46
UNIVERSITY HOSPITAL		39	7	15%	46
BAYSIDE LABORATORIES INC		46			46
LUTHERAN HAVEN EXTENDED CONGREGATE CAR		46			46
TRICORE REF LABS - UNIV OF NM		46			46
LOURDES HOSPITAL INC		44	2	4%	46
EAST MANATEE FAMILY	1	1	44	96%	46
COLLIER BLVD HMA PHYSICIAN MANAGEMENT LLC		46			46
UNION MEDICAL CARE PLLC		45	1	2%	46
PARKSIDE HEALTH AND REHABILITATION CENTER		10	36	78%	46
ADULT MEDICINE OF LAKE COUNTY INC			46	100%	46
PREMIER PLACE HEALTHCARE AT THE GLENVIEW		46			46
HARTFORD HEALTH SERVICES LLC		46			46
RIVERHEAD URGENT CARE		45	1	2%	46
FLORIDA DEPARMENT OF HEALTH CLAY COUNTY		32	14	30%	46
MID-FLORIDA PATHOLOGY, LLC		35	11	24%	46
NEWPATH DIAGNOSTICS		38	8	17%	46
ENCORE AT BOCA RATON, THE			46	100%	46
COLLIER URGENT CARE CENTERS		44	1	2%	45
LPG PRIMARY CARE AT MATTHEW DRIVE		38	7	16%	45
BIOFIRE		11	34	76%	45
GUIDEWELL EMERGENCY MEDICINE DOCTORS LLC #33		31	14	31%	45
AVALON PARK RETIREMENT RESIDENCE		43	2	4%	45
WALK IN MEDICAL URGENT CARE		45			45
WHITE WILSON MEDICAL CENTER-DESTIN		44	1	2%	45
NEXT MOLECULAR ANALYTICS		14	31	69%	45
LARA HEALTH AND WELLNESS CENTER LLC		45			45
IMA MEDICAL GROUP POINCIANA		18	27	60%	45
SOUTHPORT SQUARE HARBOUR HEALTH		45			45

COVID-19: testing by laboratory

Data through May 27, 2021 verified as of May 28, 2021 at 09:25 AM

Data in this report are provisional and subject to change.

The numbers in the table below represent the number of Florida and non-Florida residents for whom test results were received by the Department of Health. A person can be tested by more than one laboratory and can have both positive and negative results. **Therefore, the sum of the numbers in each column will be larger than the total number of people tested.**

Reporting lab	Inconclusive	Negative	Positive	Percent positive	Total
D W MCMILLAN MEMORIAL HOSPITAL		34	11	24%	45
CARE HERE		20	25	56%	45
BRP SH OPCO LLC		45			45
CITY OF NAPLES FIRE RESCUE		40	5	11%	45
STUART URGENT CARE			45	100%	45
BENTON HOUSE OF ST. JOHNS		43	2	4%	45
NEOGENOMICS LABORATORIES INC		45			45
UNIVERSITY MEDICAL CTR OF PRINCETON AT		43	2	4%	45
BD MEDICAL SYSTEMS		43	2	4%	45
REDI-MED WALK-IN FAMILY CARE			45	100%	45
COVANCE CENTRAL LABORATORY		31	14	31%	45
HALIFAX HEALTH URGENT CARE		24	21	47%	45
VENICE REGIONAL BAYFRONT HEALTH			44	100%	44
BENTON HOUSE OF CLERMONT		44			44
RADIOLOGY ASSOCIATES OF VENICE AND ENGLEWOOD		42	2	5%	44
GEORGIA HEART CENTER (MSC 53), NAVICEN		42	2	5%	44
INNOVATIVE GX LABORATORIES		37	7	16%	44
Gulf Shore Care Center		39	5	11%	44
BAYCARE MEDICAL GROUP INC		3	41	93%	44
PEDIATRICS OF CENTRAL FLORIDA - SAINT CLOUD	2	40	2	5%	44
BRONX LEBANON HOSPITAL-MEDICAL CENTER		40	4	9%	44
NORTHWELL HEALTH PLAINVIEW HOSPITAL LABORATORY		35	9	20%	44
THE MERIDIAN AT BOCA RATON	1	43			44
FAMILY AND INTERNAL MEDICINE AT AVALON PARK		40	4	9%	44
FLORIDA HOSPITAL		28	16	36%	44
WESTPAC LABS INC	1	32	11	25%	44
PALM POINT BEHAVIORAL HEALTH		44			44
GRAND VILLA OF DELRAY EAST		44			44
ASHTON PLACE	3	37	4	9%	44
MAKO MEDICAL		21	23	52%	44
PRINCETON VILLAGE		40	4	9%	44
MINUTE CLINIC LLC #2216		40	3	7%	43
COMMUNITY MEDICAL CARE CENTER INC			43	100%	43
ADVENT HEALTH CENTRA CARE - LAKELAND		30	13	30%	43
FIRST CHOICE URGENT CARE		12	31	72%	43
PIEDMONT HOSPITAL CLINICAL LABORATORY		40	3	7%	43
WOLFF CTR FOR CHILD & ADOLESCENT HEALTH PLLC,THE		26	17	40%	43
BRANCH MEDICAL CLINIC			43	100%	43
WHITE-WILSON MEDICAL CENTER		32	11	26%	43
WALGREENS #15495	1	40	2	5%	43
WALGREENS_COCONUT CREEK		35	8	19%	43
A & R RESEARCH GROUP		35	8	19%	43
VETERANS AFFAIRS MEDICAL CENTER - NEW YORK HARBOR		41	2	5%	43
MINUTE CLINIC DIAGNOSTIC OF VIRGINIA		36	7	16%	43
DUVAL PHARMACY		32	11	26%	43
CITRUS CARE CLINIC			43	100%	43

COVID-19: testing by laboratory

Data through May 27, 2021 verified as of May 28, 2021 at 09:25 AM

Data in this report are provisional and subject to change.

The numbers in the table below represent the number of Florida and non-Florida residents for whom test results were received by the Department of Health. A person can be tested by more than one laboratory and can have both positive and negative results. **Therefore, the sum of the numbers in each column will be larger than the total number of people tested.**

Reporting lab	Inconclusive	Negative	Positive	Percent positive	Total
ANDALUSIA HEALTH		26	17	40%	43
LAKE MARY KIDS CENTRA CARE		33	10	23%	43
EASTERN SHORE URGENT CARE		32	11	26%	43
BELVEDERE COMMONS OF SUN CITY CENTER		43			43
CENTERPLACE HEALTH		19	24	56%	43
HARMONY HEALTH OPCO, LLC		17	25	60%	42
CITRUS COUNTY HEALTH DEPARTMENT		36	6	14%	42
MINUTE CLINIC DIAGNOSTIC OF NEW JERSEY		41	1	2%	42
LONGLEAF DIAGNOSTIC LABORATORIES		13	29	69%	42
BULLS HEAD URGENT CARE		40	2	5%	42
ATRIA SAN PABLO		40	2	5%	42
MINUTECLINIC DIAGNOSTIC OF MICHIGAN		39	3	7%	42
STETSON UNIVERSITY STUDENT HEALTH CENTER		3	39	93%	42
GRAND VILLA OF MELBOURNE		40	2	5%	42
STAT ONE URGENT CARE CENTER		2	40	95%	42
CLINICAL LABORATORY		42			42
ST AUGUSTINE PEDIATRIC ASSOC		36	6	14%	42
STATCARE URGENT AND WALK-IN MEDICAL CA		39	3	7%	42
ADVENTHEALTH MEDICAL GROUP PEDIATRICS AT		20	22	52%	42
KIVA AT CANTERBURY		25	17	40%	42
MAIMONIDES-SHALOM ACADEMY, INC		41	1	2%	42
UNDERGROUND FREE CLINIC		41	1	2%	42
NIGHT LITE PEDIATRIC CENTER		10	32	76%	42
GENEXPERT			42	100%	42
WG BAYPOINT VILLAGE SH LLC		40	2	5%	42
MINUTECLINIC LLC #4449		40	2	5%	42
PACIFICA SENIOR LIVING OCALA		37	5	12%	42
Atlantic Shore Nursing and Rehab		42			42
WASHINGTON COUNTY HEALTH DEPARTMENT		28	13	32%	41
SOUTHCOM LABORATORY		7	34	83%	41
PASSPORT HEALTH OF TAMPA BAY		31	10	24%	41
GRACE COMMUNITY PHARMACY		3	38	93%	41
DCH REGIONAL MEDICAL CENTER LABORATORY		39	2	5%	41
FLORIDA HOSPITAL NEW SMYRNA		4	37	90%	41
CAPITAL REGIONAL MEDICAL CENTER		2	39	95%	41
ALPHA PHARMACY		38	3	7%	41
PRIDE DIAGNOSTICS		24	17	41%	41
GRAND VILLA OF BOYNTON BEACH		40	1	2%	41
MEDEX MEDICAL EXPRESS OF PALATKA LLC			41	100%	41
LEE COMMUNITY HEALTHCARE INC NORTH FORT MYERS		40	1	2%	41
UNIVERSITY OF ALABAMA		38	3	7%	41
ARTHREX MEDICAL CENTER EAST		25	16	39%	41
PEDIATRICS OF CENTRAL FLORIDA KISSI		33	8	20%	41
CROSSROADS URGENT CARE		26	15	37%	41
BOND CLINIC, PA		11	30	73%	41
INSTANT MEDICAL CARE CENTER		40	1	2%	41

COVID-19: testing by laboratory

Data through May 27, 2021 verified as of May 28, 2021 at 09:25 AM

Data in this report are provisional and subject to change.

The numbers in the table below represent the number of Florida and non-Florida residents for whom test results were received by the Department of Health. A person can be tested by more than one laboratory and can have both positive and negative results. **Therefore, the sum of the numbers in each column will be larger than the total number of people tested.**

Reporting lab	Inconclusive	Negative	Positive	Percent positive	Total
CERON PEDIATRICS & INTEGRATIVE MEDICIN		41			41
FLORIDA ENDOSCOPY & SURGERU CTR LLC		40			40
FLORIDA MEDICAL CL ODOM TPA		25	15	38%	40
CLINICAL PATHOLOGY LABORATORIES, INC		40			40
ST. MARYS MEDICAL CENTER		1	39	98%	40
MINUTECLINIC DIAGNOSTIC OF RHODE ISLAND, LLC #1544		39	1	3%	40
M&V SAN JOSE MEDICAL CENTER			40	100%	40
NORTH PINELLAS CHILDRENS MEDICAL CENTER			40	100%	40
GRADY HEALTH SYSTEM		40			40
MARYLAND DEPARTMENT OF HEALTH			40	100%	40
WARDE MEDICAL LABORATORY		31	9	23%	40
WELLMED AT BRANDON REGIONAL		32	8	20%	40
MINUTE CLINIC DIAGNOSTIC OF SC, LLC #75		38	2	5%	40
MORTON PLANT HOSPITAL - ADLER INSTITUTE OF LAB MEDICINE		3	37	93%	40
ISLAMORADA VILLAGE OF ISLANDS FIRE RESCUE		36	3	8%	39
ROCKLAND URGENT CARE FAMILY HEALTH NP		37	2	5%	39
METROPOLITAN CHARITIES INC		36	3	8%	39
BROOKDALE BRANDON	1	38			39
CEDAR CREEK AT KINGS BAY INC		39			39
SOMA MEDICAL CENTER # 4		5	34	87%	39
JUNIPER VILLAGE AT CAPE CORAL		34	5	13%	39
WALGREENS COVID-19		27	12	31%	39
BAPTIST MEDICAL GRP URGENT CARE & OCC HEALTH AIRPO		39			39
MINUTE CLINIC DIAGNOSTIC OF TEXAS, LLC		36	3	8%	39
GUYAN VALLEY WELLNESS CENTER		32	7	18%	39
VIRTUA		35	4	10%	39
STEWARD MEDICAL GROUP, INC		21	18	46%	39
BAYSHORE PATHOLOGY CONSULTANTS PA		37	2	5%	39
ECC PEDIATRICS		38	1	3%	39
BAY COUNTY JAIL ANNEX		34	5	13%	39
AEGIS MEDICAL GROUP, LLC		36	3	8%	39
PECONIC BAY MEDICAL CENTER LABORATORY		30	9	23%	39
GOOD SAMARITAN HOSPITAL LABORATORY		33	6	15%	39
CORAL HOUSE ASSISTED LIVING COMMUNITY LLC		39			39
JUPITER MEDICAL CENTER PHYSICIANS GROUP, INC		34	5	13%	39
WEINBERG VILLAGE		38	1	3%	39
CLINICAL RESEARCH SEQUENCING PLATFORM		8	31	79%	39
GMR EVENT SERVICES LLC DBA CROWDRX		39			39
TAYLORVILLE FAMILY MEDICINE		32	7	18%	39
APOLLO SURGERY CENTER		36	3	8%	39
CORRECTIONAL MEDICAL GROUP		27	12	31%	39
SANFORD PEDIATRIC ASSOCIATES, PA		33	5	13%	38
BAPTIST PEDIATRICS		33	5	13%	38
EASycARE WALK-IN CLINIC	1	15	22	58%	38
CCRC @ SUNFLOWER LLC		35	3	8%	38
AUTUMN OF SARASOTA		12	26	68%	38

COVID-19: testing by laboratory

Data through May 27, 2021 verified as of May 28, 2021 at 09:25 AM

Data in this report are provisional and subject to change.

The numbers in the table below represent the number of Florida and non-Florida residents for whom test results were received by the Department of Health. A person can be tested by more than one laboratory and can have both positive and negative results. **Therefore, the sum of the numbers in each column will be larger than the total number of people tested.**

Reporting lab	Inconclusive	Negative	Positive	Percent positive	Total
MOLECULAR DIAGNOSTICS		5	33	87%	38
VISTACARE PHARMACY I		33	5	13%	38
INNOVATION CLINICAL TRIALS, INC			38	100%	38
CLEARWATER EMPLOYEE HEALTH CLINIC		19	19	50%	38
HENDRY/GLADES COUNTY HEALTH DEPARTMENT		37	1	3%	38
Life Care Center of Citrus County		37	1	3%	38
CONNECTICUT DEPARTMENT OF HEALTH		22	16	42%	38
CENTRAL FLORIDA HEALTH CARE INC WAUCHULA SITE 2		29	9	24%	38
WOMEN'S CARE FLORIDA, LLC		38			38
LABORATORY ALLIANCE OF CENTRAL NEW YORK		36	2	5%	38
HOMEWOOD RESIDENCE AT FREEDOM PLAZA		37	1	3%	38
MINUTE CLINIC, LLC DBA MINUTECLINIC #4505		35	3	8%	38
CVS NV3210POCT LAS VEGAS		35	3	8%	38
HOLZER HEALTH CENTER		5	32	86%	37
ONE MILO		37			37
JAMAICA HOSPITAL MEDICAL CENTER		33	4	11%	37
THE COLLIER AT NAPLES		36	1	3%	37
PULSE & REMEDY LLC		22	15	41%	37
STATCARE URGENT & WALK IN MEDICAL CARE		33	4	11%	37
West Gate Village, LLC		37			37
FAMILY EXTENDED CARE OF SEBRING INC		35	2	5%	37
MINUTECLINIC, LLC, DBA MINUTECLINIC #2544		35	2	5%	37
TRADITIONAL HOME CARE INC		35	2	5%	37
COLORADO DEPARTMENT OF PUBLIC HEALTH AND ENVIRONMENT			37	100%	37
ASSISTED LIVING OF BROWARD		37			37
PATHOGENIUS LABORATORIES		30	7	19%	37
COLLIER HMA PHYSICIAN MANAGEMENT LLC		27	10	27%	37
HOLLISMED LLC		35	2	5%	37
PATHGROUP		9	28	76%	37
STATEN ISLAND UNIVERSITY HOSPITAL-POUCH		36	1	3%	37
ACCURATE DIAGNOSTIC LAB		35	2	5%	37
HR SARASOTA OPERATOR LLC		25	12	32%	37
PONCE THERAPY CARE CENTER		34	3	8%	37
SOUTHWEST LABS		37			37
ALAN A SMITH MD LLC		34	3	8%	37
MAINSTREET FAMILY URGENT CARE		1	36	97%	37
CVS NC7047POCT DURHAM		36	1	3%	37
BUREAU OF PUBLIC HEALTH	1	14	22	59%	37
EMORY CRAWFORD LONG HOSPITAL LABORATOR		33	4	11%	37
FORT CAROLINE GARDENS, INC		34	3	8%	37
FAST PACE MEDICAL CLINIC		31	5	14%	36
JACKSON HEALTH SYSTEM		2	34	94%	36
UNION CHD		33	3	8%	36
VILLA COURT LLC		36			36
JOSEF SCHENKER MD PC DBA CENTERS URGENT		34	2	6%	36
MARTHA'S HOUSE & ASSISTED LIVING FACILITY		36			36

COVID-19: testing by laboratory

Data through May 27, 2021 verified as of May 28, 2021 at 09:25 AM

Data in this report are provisional and subject to change.

The numbers in the table below represent the number of Florida and non-Florida residents for whom test results were received by the Department of Health. A person can be tested by more than one laboratory and can have both positive and negative results. **Therefore, the sum of the numbers in each column will be larger than the total number of people tested.**

Reporting lab	Inconclusive	Negative	Positive	Percent positive	Total
VA MEDICAL CENTER			36	100%	36
CARLOS F FUSTER MD PA		34	2	6%	36
NCHD		22	14	39%	36
MEDCOMP SCIENCES			36	100%	36
FLORIDA PRESBYTERIAN HOMES INC		34	2	6%	36
ALABAMA CLINICS		20	16	44%	36
HARBORCHASE OF WELLINGTON CROSSING		34	2	6%	36
ADVENT HEALTH - FISH MEMORIAL		3	33	92%	36
BVL/LITTLE ANGEL PEDIATRICS		36			36
PHYSICIAN ASSOCIATES LLC		26	10	28%	36
AHMG LAKE NONA PRIMARY CARE		36			36
LONG BEACH URGENT CARE		36			36
Kensington Gardens		36			36
DIXIE COUNTY HEALTH DEPARTMENT		27	9	25%	36
FHMG-FLORIDA HOSPITAL MEDICAL GROUP		26	10	28%	36
SANITAS		4	32	89%	36
VIKOR SCIENTITIC		5	31	86%	36
CARDIOLOGY AND MEDICINE ASSOCIATES INC		35	1	3%	36
NEUROINTERNATIONAL SARASOTA		32	3	9%	35
MINUTECLINIC DIAGNOSTIC OF PENNSYLVANI		33	2	6%	35
BOCA TOXICOLOGY LLC		33	2	6%	35
INTERIM HEALTHCARE OF NORTHWEST FLORIDA INC		33	2	6%	35
CANCER RESEARCH LAB, BOB JONES UNIVERSITY		30	5	14%	35
METRO KNOXVILLE HMA		25	10	29%	35
P23 LABS		35			35
PHOSPHORUS DIAGNOSTICS		27	8	23%	35
REDI-MED WALK IN FAMILY CLINIC			35	100%	35
MEDHELP 280		32	3	9%	35
HARBOUR ISLAND PEDIATRICS		25	10	29%	35
FLORIDA DEPARTMENT OF HEALTH IN MONROE COUNTY		28	7	20%	35
AMMON ANALYTICAL LABORATORIES		31	4	11%	35
SOUTHEASTERN OUTPATIENT SURGERY CENTER		32	3	9%	35
IRL		4	31	89%	35
HUNTINGTON STATION URGENT CARE		34	1	3%	35
COOPER HEALTHCARE		32	3	9%	35
LAKELAND NURSING AND REHABILITATION CENTER			35	100%	35
MALABAR FAMILY PRACTICE		29	6	17%	35
BAYCARE HEALTH SYSTEMS, LLC			35	100%	35
TUSCAN GARDENS OF DELRAY BEACH MANAGEMENT COMPANY,		34	1	3%	35
MIDDLETOWN MEDICAL P C		25	10	29%	35
HENDRY REGIONAL CORPORATE HEALTH			35	100%	35
MIGUEL E TREVINO MD PA		31	4	11%	35
CHILDREN'S MEDICAL CENTER		1	34	97%	35
WUESTHOFF MEMORIAL HOSPITAL			35	100%	35
POARCH BANC CREEK INDIANS TRIBAL HEALTH DEPARTMENT			35	100%	35
CVS NC3516POCT WINSTON SALEM		31	4	11%	35

COVID-19: testing by laboratory

Data through May 27, 2021 verified as of May 28, 2021 at 09:25 AM

Data in this report are provisional and subject to change.

The numbers in the table below represent the number of Florida and non-Florida residents for whom test results were received by the Department of Health. A person can be tested by more than one laboratory and can have both positive and negative results. **Therefore, the sum of the numbers in each column will be larger than the total number of people tested.**

Reporting lab	Inconclusive	Negative	Positive	Percent positive	Total
ROSWELL PAIN SPECIALISTS	1	33	1	3%	35
NORTHEAST GEORGIA MEDICAL CENTER		34			34
KIDS CARE PEDIATRICS PA			34	100%	34
CIGNA PBSO WEST PALM		3	31	91%	34
RASHDA ALBIBI M.D. P.A.		31	3	9%	34
WILLAMETTE VALLEY TOXICOLOGY LLC		32	2	6%	34
NTD EUROFINs ATLANTA		33	1	3%	34
PBSO WEST PALM FAMILY PRACTICE		1	33	97%	34
GAMMA DIAGNOSTIC LAB LLC			34	100%	34
LONG TERM CARE OF GULF BREEZE LLC		30	4	12%	34
UTAH DEPARTMENT OF HEALTH			34	100%	34
ACCESS MEDICAL LABORATORIES INC		26	8	24%	34
LAKE NONA MEDICAL SERVICE LLC		31	3	9%	34
MINUTECLINIC DIAGNOSTIC OF SC, LLC #2		30	4	12%	34
OAKMONTE VILLAGE		33	1	3%	34
JOINT AMBULATORY CARE CENTER		34			34
ST VINCENTS AMBULATORY CARE INC DBA		31	3	9%	34
PARAMOUNT WALK-IN CLINIC		1	33	97%	34
MINUTECLINIC DIAGNOSTIC OF ILLINOIS L		28	6	18%	34
RAYMOND BASRI MD		32	2	6%	34
DELAWARE PUBLIC HEALTH LABORATORY		2	32	94%	34
MINUTECLINIC DIAGNOSTIC OF TN PC #6435		31	3	9%	34
ST PETER'S BENDER LABORATORY		33	1	3%	34
THE SPRINGS OF PARC HILL		33	1	3%	34
AYERS NURSING AND REHABILITATION CENTER		34			34
ORLANDO FAMILY MEDICINE		17	17	50%	34
DSI MANAGEMENT LLC		33			33
SANFORD MOBILE LAB		27	6	18%	33
NURSES HELPING HANDS INC ALF		33			33
ENGLEWOOD HEALTH PHYSICIAN NETWORK		31	2	6%	33
SELECT PHYSICIANS ALLIANCE PL		33			33
FIRST PHYSICIANS GROUP - LORRAINE CORNERS		33			33
Consulate Health Care of Orange Park		27	6	18%	33
ENGLEWOOD HOSPITAL AND MEDICAL CENTER		28	5	15%	33
VETERANS HOME		1	32	97%	33
MINUTECLINIC, LLC #08366		28	5	15%	33
PERDIDO URGENT CARE		1	32	97%	33
BOND CLINIC		3	30	91%	33
RESIDENCE AT BAY VUE		31	2	6%	33
MIDNIGHT MEDICINE			33	100%	33
EVERLYWELL		19	14	42%	33
OPIS COQUINA CENTER		32	1	3%	33
SYNIVERSE WELLNESS CENTER		28	5	15%	33
AHSE ROP		32	1	3%	33
IPSUM DIAGNOSTICS		3	30	91%	33
SANFORD MOBILE LAB PGA TOUR		32	1	3%	33

COVID-19: testing by laboratory

Data through May 27, 2021 verified as of May 28, 2021 at 09:25 AM

Data in this report are provisional and subject to change.

The numbers in the table below represent the number of Florida and non-Florida residents for whom test results were received by the Department of Health. A person can be tested by more than one laboratory and can have both positive and negative results. **Therefore, the sum of the numbers in each column will be larger than the total number of people tested.**

Reporting lab	Inconclusive	Negative	Positive	Percent positive	Total
GREENRIDGE GROUP HOME	3	11	19	58%	33
ENT AND ALLERGY ASSOCIATES OF FLORIDA LLC		32	1	3%	33
WESTWOOD NURSING AND REHABILITATION		28	5	15%	33
AMBRY GENETICS CORPORATION	23	10			33
NIGHT LITE PEDIATRICS URGENT CARE CENTER			33	100%	33
STEINHATCHEE DRUGS		27	6	18%	33
ADVANCED URGENT CARE		12	21	64%	33
VETERAN AFFAIRS MEDICAL CENTER - JAMES J PETERS		30	3	9%	33
Wiregrass Rehabilitation Center and Nursing Home		29	3	9%	32
COLORADO DEPARTMENT OF HEALTH LABORATORY SERVICES DIVISION			32	100%	32
ADVENT HEALTH MEDICAL GROUP FAMILY AND INTERNAL MEDICINE AT AVALON PAR		28	4	13%	32
TREASURE ISLE LLC		32			32
MINUTECLINIC DIAGNOSTIC OF TN PC #6363		26	6	19%	32
CVS NC7588POCT ASHEVILLE		28	4	13%	32
J AND J VISTAKON EMPLOYEE HEALTH CENTER		31	1	3%	32
MINUTECLINIC DIAGNOSTIC OF TN PC #378		29	3	9%	32
CVS MINUTE CLINIC DIAGNOSTIC OF TN #6044		28	4	13%	32
ALACHUA		20	12	38%	32
MINUTECLINIC DIAGNOSTIC OF TN, PC 374		27	5	16%	32
WESTMINSTER ST AUGUSTINE		32			32
JOSEF SCHENKER MD PC		32			32
LAKE MARY - STIRLING CENTER SUITE 202			32	100%	32
MINUTECLINIC DIAGNOSTIC OF TEXAS		28	4	13%	32
MINUTECLINIC, LLC #4230		28	4	13%	32
MADISON POINTE CARE CENTER		32			32
BAPTIST PRIMARY BLACK CREEK SOUTH			32	100%	32
A LILIKO'I PHARMACY LLC		29	3	9%	32
MINUTECLINIC DIAGNOSTIC OF RHODE ISLAND, LLC #212		31			31
HEALTH FIRST - VIERA HOSPITAL		1	30	97%	31
AMERICAN ESOTERIC LABORATORIES		15	16	52%	31
SPRINGWOOD COURT		26	5	16%	31
UR CARE FAMILY AND SPORTS MEDICINE			31	100%	31
TOTTENVILLE CIRCLE URGENT CARE		31			31
MEDEXPRESS URGENT CARE - BLOOMINGTON		26	5	16%	31
SHORE MEMORIAL HOSPITAL		27	4	13%	31
MINUTECLINIC DIAGNOSTIC OF NORTH CAROLINA PC		28	3	10%	31
OWL NOW URGENT CARE		11	20	65%	31
COLLIER ANESTHESIA PAIN LLC		31			31
OPTIMAL CARE PEDIATRICS		9	22	71%	31
LabCorp L#09258130 M#09258125		12	19	61%	31
COMMUNITY HEALTH OF SOUTH FLORIDA			31	100%	31
INTERNAL MEDICINE LIPID AND WELNESS PRACTICE		14	17	55%	31
DISCOVERY COMMONS AT BRADENTON		31			31
JOSEPH SCHENKER MD PC DBA CENTERS URGENT		27	4	13%	31
CHIPOLA MEDICAL ASSOCIATES		11	20	65%	31
BOYKIN		31			31

COVID-19: testing by laboratory

Data through May 27, 2021 verified as of May 28, 2021 at 09:25 AM

Data in this report are provisional and subject to change.

The numbers in the table below represent the number of Florida and non-Florida residents for whom test results were received by the Department of Health. A person can be tested by more than one laboratory and can have both positive and negative results. **Therefore, the sum of the numbers in each column will be larger than the total number of people tested.**

Reporting lab	Inconclusive	Negative	Positive	Percent positive	Total
1 TOUCH TOTALCARE SOLUTIONS		28	3	10%	31
CENTER ONE SURGERY CENTER		25	6	19%	31
HOLIDAY MEDICAL ASSOCIATES		4	27	87%	31
MICHAEL J D'AMBROSE MD PA		29	2	6%	31
SUMMIT MEDICAL GROUP - 75 E NORTHFIELD		26	5	16%	31
CVA MINUTE CLINIC DIAGNOSTIC OF VIRGINIA, LLC		30	1	3%	31
PREMIER URGENT CARE CENTER LLC			31	100%	31
HOPE HEALTHCARE		29	2	6%	31
HOWARD BEACH URGENT CARE		29	2	6%	31
COUNTY OF LOS ANGELES			31	100%	31
MINUTECLINIC INCORPORATE, LLC		26	4	13%	30
RAINBOW PEDIATRICS		1	29	97%	30
FORT VALLEY STATE UNIVERSITY		29	1	3%	30
TALLAHASSEE DEVELOPMENTAL CENTER		28	2	7%	30
MED LABS DIAGNOSTICS		11	19	63%	30
ADVENT HEALTH PRIMARY CARE PLUS, WINTER GARDEN		26	4	13%	30
CHILDRENS MEDICAL CENTER			30	100%	30
THE TERRACE AT IVY ACRES ALF		11	19	63%	30
Okeechobee Health Care Facility		16	14	47%	30
CLINCLOUD, LLC			30	100%	30
BOCA BIOLISTIC REFERENCE LAB			30	100%	30
Clearwater Center		16	14	47%	30
OAK HARBOR ASSISTED LIVING FACILITY		27	3	10%	30
MAYO CLINIC JACKSONVILLE		4	26	87%	30
ADVENT HEALTH MEDICAL GROUP- FAMILY MEDICINE AT DR. PHILIPS		25	5	17%	30
VASSAR BROTHERS MEDICAL CENTER LABORATORY		28	2	7%	30
TGH MEDICAL GROUP LABORATORY CARROLLWOOD			30	100%	30
SUMMERGATE PHARMACY		28	2	7%	30
GASTROENTEROLOGY ASSOCIATES OF PENSACOLA PA		25	5	17%	30
FYZAMEDICAL, LLC		21	9	30%	30
WEST BROWARD CARE CENTER		24	6	20%	30
AMEERAH LABS			30	100%	30
SENIOR HEALTH OF WINTER PARK DUNDEE		30			30
TREEHOUSE PEDIATRICS		24	6	20%	30
BROOKDALE UNIVERSITY HOSPITAL		27	3	10%	30
PREMIUM HEALTH CARE			30	100%	30
PANCARE HEALTH - BONIFAY K-8			30	100%	30
BROOKWOOD BAPTIST MEDICAL CENTER		29	1	3%	30
MINIMALLY INVASIVE VASCULAR INC		28	2	7%	30
COMPREHENSIVE CHILDCARE		24	6	20%	30
FLORIDA MEDICAL CLINIC - NEW TAMPA		25	5	17%	30
HERITAGE WATERSIDE		27	3	10%	30
P4CLINICAL	3	2	25	83%	30
PEPIN ACADEMIES-PASCO		29	1	3%	30
ROSLYN URGENT CARE		29	1	3%	30
GRAND VILLA OF PALM COAST		30			30

COVID-19: testing by laboratory

Data through May 27, 2021 verified as of May 28, 2021 at 09:25 AM

Data in this report are provisional and subject to change.

The numbers in the table below represent the number of Florida and non-Florida residents for whom test results were received by the Department of Health. A person can be tested by more than one laboratory and can have both positive and negative results. **Therefore, the sum of the numbers in each column will be larger than the total number of people tested.**

Reporting lab	Inconclusive	Negative	Positive	Percent positive	Total
WIREGRASS CLINIC LLC		24	6	20%	30
DAVID LAWRENCE CENTER		26	4	13%	30
BOCA SIMON LAB		1	29	97%	30
GERALD J KIVETT MD		27	3	10%	30
GRAND VILLA OF SARASOTA		29	1	3%	30
FORT SANDERS REGIONAL LABORATORY		29	1	3%	30
RELIANCE MEDICAL CENTER		21	9	30%	30
ACCESS HEALTH CARE PHYSICIANS LLC		10	20	67%	30
ROBERT H JENKINS JR VETERANS' DOMICILIARY HOME OF		27	3	10%	30
ADVANCED HEALTHCARE ASSOCIATES		26	4	13%	30
MINUTECLINIC #788		28	2	7%	30
PARK WEST MEDICAL CENTER		29	1	3%	30
ADVENTHEALTH MEDICAL GROUP PEDIATRIC & ADOLESCENT		28	1	3%	29
RENAISSANCE SENIOR LIVING	1	28			29
CAPE CORAL HOSPITAL ABG LABORATORY		16	13	45%	29
UNIV OF ROCHESTER-STRONG MEMORIAL HOSP		28	1	3%	29
PRIMECARE AT PORT ORANGE		5	24	83%	29
NEMOURS CHILDRENS CLINIC		22	7	24%	29
EXPRESS FAMILY CARE LLC		11	18	62%	29
STEWART MELBOURNE HOSPITAL			29	100%	29
PALMS, THE		29			29
BIG BEND HOSPICE INC		29			29
PHYSICIANS STAT		7	22	76%	29
PRO HEALTH HARMONY		29			29
ATRIA LADY LAKE		29			29
LAKE NONA MEDICAL SERVICES		20	9	31%	29
UNIVERSITY OF ILLINOIS VETERINARY DIAG	1	27	1	3%	29
PALM GARDEN OF JACKSONVILLE		27	2	7%	29
CDC		17	12	41%	29
SUNTREE INTERNAL MEDICINE		29			29
TIFFANY LAKE CARE CENTERS INC		28	1	3%	29
DUVAL COUNTY HEALTH DEPARTMENT		29			29
UCLA HEALTHCARE CLINICAL LABS		23	6	21%	29
BOZEMAN HEALTH DEACONESS HOSPITAL		20	9	31%	29
CHARLOTTE CHD PORT CHARLOTTE		25	4	14%	29
PINELLAS 1 HOME HEALTH CARE CORP		28	1	3%	29
URGENT CARE USA			29	100%	29
EXPRESS CARE OF TAMPA BAY		15	13	46%	28
CRANES VIEW LODGE		10	18	64%	28
KEY PRIMARY CARE			28	100%	28
KIVA AT CANTERBURY, LLC		28			28
MONTEFIORE NEW ROCHELLE HOSPITAL		25	3	11%	28
PORT ST LUCIE HOSPITAL		25	3	11%	28
LAKE PLACID HEALTH AND REHABILITATION		1	27	96%	28
ST JOSEPHS HOSP OF ATLANTA/CLINIC LAB		26	2	7%	28
ORANGE PEDIATRICS			28	100%	28

COVID-19: testing by laboratory

Data through May 27, 2021 verified as of May 28, 2021 at 09:25 AM

Data in this report are provisional and subject to change.

The numbers in the table below represent the number of Florida and non-Florida residents for whom test results were received by the Department of Health. A person can be tested by more than one laboratory and can have both positive and negative results. **Therefore, the sum of the numbers in each column will be larger than the total number of people tested.**

Reporting lab	Inconclusive	Negative	Positive	Percent positive	Total
GILCHRIST COUNTY JAIL		25	3	11%	28
MARION PEDIATRICS PA		21	7	25%	28
ST VINCENT'S EAST		26	2	7%	28
BROWARD HEALTH IMPERIAL POINT NURSING			28	100%	28
FIRST CHOICE PEDIATRICS LOOP		25	3	11%	28
ST MARYS MEDICAL CENTER			28	100%	28
BROOKDALE PHILLIPPI CREEK			28	100%	28
WELLSTAR COBB HOSPITAL		26	2	7%	28
ASTORIA HEALTH AND REHABILITATION CENTER		27	1	4%	28
CORONA NYC LAB		27	1	4%	28
MINUTE-CLINIC DIAGNOSTIC OF VIRGINIA		23	5	18%	28
ADIRONDACK MEDICAL CENTER		28			28
NATIONAL MENTOR HEALTHCARE LLC			28	100%	28
NEW YORK METHODIST HOSPITAL		24	4	14%	28
STAT MED URGENT CARE		27	1	4%	28
URGENT CARE CENTER			28	100%	28
HUNT CLUB PEDIATRIC ASSOCIATES LLC		23	5	18%	28
CANTON-POTSDAM HOSPITAL LABORATORY		27	1	4%	28
BETHESDA HEALTH PHYSICIAN GROUP INC			28	100%	28
COASTAL COMPLETE CARE		14	14	50%	28
FAMILY CARE PARTNERS		18	10	36%	28
EDEN AT CRESTVIEW		12	16	57%	28
THE COMMONWEALTH OF MASSACHUSETTS		1	27	96%	28
MINUTECLINIC, LLC, #4160		24	4	14%	28
Cleveland Clinic Laboratories		4	24	86%	28
NEWYORK-PRESBYTERIAN/ LAWRENCE HOSPITAL LABORATORY		24	3	11%	27
FAST PACE MEDICAL CLINIC PLLC		25	2	7%	27
USCG AIR STATION CLEARWATER CLINIC		26	1	4%	27
DELRAY BEACH FACIAL PLASTIC SURGERY		27			27
BROOKDALE SOUTHPOINT			27	100%	27
ADEPT INPATIENT MEDICAL SERVICES PC		27			27
HEALTHPARK MEDICAL CENTER ABG LAB		26	1	4%	27
EMORY BENNETT VETERANS NURSING HOME	1	26			27
SPANISH RIVER HIGH SCHOOL ESE		23	4	15%	27
Summit Medical Group Westfield Lab		24	3	11%	27
49D2045214PHYSICIAN OFFICE/WAIVER/MEDEXPRESS URGENT CARE - HARRISONBU		18	9	33%	27
NOVANT HEALTH		18	9	33%	27
MINUTECLINIC DIAGNOSTIC OF TN PC #320		19	8	30%	27
COASTAL SKIN SURGERY AND DERMATOLOGY		19	8	30%	27
URGENT FAMILY CARE INC		24	3	11%	27
LEXINGTON PLACE SENIOR LIVING COMMUNITY		27			27
PHYSICIANS CARE		23	4	15%	27
CENTRAL FLORIDA PEDIATRIC URGENT CARE LLC		23	4	15%	27
VICK STREET MANOR		27			27
LOOP PEDIATRICS		22	5	19%	27
PULMONARY SPECIALISTS OF THE PALM BEACHES		16	11	41%	27

COVID-19: testing by laboratory

Data through May 27, 2021 verified as of May 28, 2021 at 09:25 AM

Data in this report are provisional and subject to change.

The numbers in the table below represent the number of Florida and non-Florida residents for whom test results were received by the Department of Health. A person can be tested by more than one laboratory and can have both positive and negative results. **Therefore, the sum of the numbers in each column will be larger than the total number of people tested.**

Reporting lab	Inconclusive	Negative	Positive	Percent positive	Total
LAKELAND HILLS CENTER		19	8	30%	27
Z UROLOGY		26	1	4%	27
ST ANTHONY'S HOSP PATIENT CARE SERVICE		1	26	96%	27
WALGREENS #04618		22	5	19%	27
CARENOW - DOWNTOWN NORTH GULCH		25	2	7%	27
CITY OF SANFORD EMPLOYEE HEALTH AND		25	2	7%	27
EPIC REFERENCE LABS INC			27	100%	27
SUNCOAST LABS			27	100%	27
EXPRESS CARE OF BELLEVIEW		27			27
PALMETTO PEDIATRICS			27	100%	27
CITY OF CLEARWATER EMPLOYEE HEALTH CENTER		16	11	41%	27
WAKULLA COUNTY HEALTH DEPARTMENT		12	14	54%	26
MORTON PLANT NORTH BAY HOSPITAL			26	100%	26
ADVENT HEALTH PARTIN SETTLEMENT HEALTH PARK		18	8	31%	26
SUNQUEST		3	23	88%	26
OHSU MOLECULAR MICROBIOLOGY LAB		25	1	4%	26
EAST HILL MEDICAL GROUP		17	9	35%	26
DALE MEDICAL CENTER		21	5	19%	26
INNOVATIVE RESEARCH OF WEST FLORIDA		23	3	12%	26
ADVENT HEALTH - LAKE MARY PEDIATRICS		17	9	35%	26
MAGNOLIA PEDIATRICS		4	22	85%	26
LOT HEALTH SERVICES	1	25			26
LAKES DIALYSIS CENTER INC			26	100%	26
BAYFRONT HMA CONVENIENT CARE, LLC		2	24	92%	26
MD BEAUTY LABS, PA		24	2	8%	26
CVS MINUTE CLINIC DIAGNOSTIC OF TEXAS LLC		22	4	15%	26
JUST FOR KIDS PEDIATRICS		5	21	81%	26
THE MINIER URGENT CARE		20	6	23%	26
MINUTECLINIC DIAGNOSTIC OF NORTH		22	4	15%	26
PALMS MEDICAL GROUP - LAKE CITY WEST		4	22	85%	26
TREEHOUSE PEDIATRICS & FAMILY CARE		26			26
LAKE HOWARD HEIGHTS	1	21	4	15%	26
OAKTREE HEALTHCARE			26	100%	26
PALM BEACH COUNTY FIRE RESCUE		24	2	8%	26
ABL MEDICAL CARE LLC			26	100%	26
MONCRIEF ARMY HEALTH CLINIC			26	100%	26
DARDEN WELLNESS CENTER		23	3	12%	26
RJ LEE GROUP	1	23	2	8%	26
LIFELINK TISSUE BANK D/B/A LIFELINK TISSUE BANK		21	5	19%	26
ARCPPOINT LABS OF FORT LAUDERDALE		25	1	4%	26
South Heritage Health and Rehab		25			25
VILLAGES REHABILITATION AND NURSING CENTER		24	1	4%	25
Sovereign Laboratory Services, LLC		22	3	12%	25
THE WATERMARK AT VISTAWILLA		25			25
SENIOR LIVING IV SUN CITY LLC		18	7	28%	25
MC DIAGNOSTIC OF CONNECTICUT, PC #775		24	1	4%	25

COVID-19: testing by laboratory

Data through May 27, 2021 verified as of May 28, 2021 at 09:25 AM

Data in this report are provisional and subject to change.

The numbers in the table below represent the number of Florida and non-Florida residents for whom test results were received by the Department of Health. A person can be tested by more than one laboratory and can have both positive and negative results. **Therefore, the sum of the numbers in each column will be larger than the total number of people tested.**

Reporting lab	Inconclusive	Negative	Positive	Percent positive	Total
FINLAY C. LABORATORY		4	21	84%	25
MIAMI BEACH MEDICAL GROUP			25	100%	25
SOUTH NASSAU COMMUNITIES HOSPITAL		21	4	16%	25
MINUTECLINIC, LLC #1586		16	9	36%	25
WESTPAC LABS		1	24	96%	25
DOC PAM PA		24	1	4%	25
STEWART MEDICAL GROUP INC			25	100%	25
NONA PEDIATRIC CENTER		19	6	24%	25
JUPITER MEDICAL CENTER		1	24	96%	25
ADVENT HEALTH EXPRESS		9	16	64%	25
LEVY COUNTY SHERRIF'S DEPT		17	8	32%	25
FEDERAL PRISON CAMP PENSACOLA			25	100%	25
ENCOMPASS HOME HEALTH OF THE SOUTHEAST LLC		23	2	8%	25
GREEN GABLES ASSISTED LIVING FACILITY		25			25
BLOOMIN BRANDS WELLNESS CENTER	4	20	1	4%	25
DOCTORS MEDICAL CENTER OF WALTON COUNTY CLINIC			25	100%	25
ROSS MEDICAL GROUP			25	100%	25
ATRIA AT ST JOSEPHS		24	1	4%	25
STATE LAB		3	22	88%	25
UNIV OF NORTH ALABAMA HEALTH CENTER		22	3	12%	25
ORANGE REGIONAL MEDICAL CENTER LABORATORY		20	5	20%	25
MINUTECLINIC MINUTECLINIC #8746		24	1	4%	25
OLIVE BRANCH HEALTH AND REHABILITATION CENTER			25	100%	25
ST. CLOUD HOSPITAL		20	5	20%	25
MEDLAB INC		25			25
TOTAL ACCESS URGENT CARE		1	24	96%	25
ASURANCE SCIENTIFIC LABORATORIES		24	1	4%	25
TREASURE COAST URGENT CARE			25	100%	25
SOUTH FLORIDA DIALYSIS CENTER		8	17	68%	25
MADWAR		19	6	24%	25
Wesley Place on Honeysuckle		22	2	8%	24
SARASOTA MEMORIAL NURSING & REHABILITATION CTR		24			24
MEDEXPRESS URGENT CARE - SEMINOLE SQUA		22	2	8%	24
ST CATHERINE OF SIENA HOSPITAL		22	2	8%	24
WESTMINSTER WOODS ON JULINGTON CREEK		22	2	8%	24
CARESPOT		3	21	88%	24
AVENTIS BIO-SERVICES CTL		24			24
PALM BEACH GARDENS MEDICAL CENTER			24	100%	24
GENOTOX LABORATORIES		21	3	13%	24
MADISON COUNTY MEMORIAL HOSP		12	12	50%	24
MINUTECLINIC, LLC #4507		22	2	8%	24
RAINBOW PEDIATRIC CENTER		2	22	92%	24
HEALTH MED CENTERS		24			24
ORANGE PARK PEDIATRIC ASSOCIATES		10	14	58%	24
PACIFICA SENIOR LIVING FORT MYERS		15	9	38%	24
ALAN SERURE MD		24			24

COVID-19: testing by laboratory

Data through May 27, 2021 verified as of May 28, 2021 at 09:25 AM

Data in this report are provisional and subject to change.

The numbers in the table below represent the number of Florida and non-Florida residents for whom test results were received by the Department of Health. A person can be tested by more than one laboratory and can have both positive and negative results. **Therefore, the sum of the numbers in each column will be larger than the total number of people tested.**

Reporting lab	Inconclusive	Negative	Positive	Percent positive	Total
LABORATORY DYNAMICS		20	4	17%	24
MAITLAND PRIMARY CARE		9	15	63%	24
ROWLETT MIDDLE ACADEMY		22	2	8%	24
ROBINSON FAMILY CLINIC PA		14	10	42%	24
ADVANCED URGENT CARE CENTER		7	17	71%	24
ST ELIZABETH MEDICAL CENTER LABORATORY		21	3	13%	24
NORTHSIDE HOSPITAL DULUTH		21	3	13%	24
CareATC - 15th Street Clinic			24	100%	24
CSH LAKE ORIENTA LP		24			24
TRINITY MEDICAL ASSOCIATES LLC			24	100%	24
HENNEPIN COUNTY MEDICAL CENTER (HCMC)		13	11	46%	24
WELLOW URGENT CARE		23	1	4%	24
PHYSICIANS PRIMARY CARE OF SW FLORIDA PL		24			24
UAH STUDENT HEALTH CENTER		17	7	29%	24
WELLMED AT LAKE COPELAND		18	6	25%	24
LAKEWOOD RANCH MEDICAL CENTER CLINICAL LAB			24	100%	24
PRIME CARE ONE LLC/HARBORCHASE OF VENICE			24	100%	24
GLEN COVE HOSPITAL		24			24
COURTYARDS OF ORLANDO		24			24
MED PLUS FLORENCE		20	4	17%	24
ERIC C MARSHAL MD, PC DBA MINUTECLINIC		23	1	4%	24
HERITAGE OAKS ASSISTED LIVING & MEMORY CARE		20	4	17%	24
EDWARD S BENNETT MD PLLC		24			24
MID FLORIDA PATHOLOGY LLC		23	1	4%	24
BROWNE MEDICAL		22	2	8%	24
INTERVENTIONAL REHABILITATION OF SOUTH FLORIDA		16	8	33%	24
THE CHAPPEL GROUP RESEARCH		24			24
HEALTHY MINORS, LLC.		20	4	17%	24
CL BRUMBACK PRIMARY CARE CLINIC LANTANA		2	22	92%	24
TIMBERLANE LODGE ALF	1	16	7	29%	24
SONATA BOYNTON BEACH		21	3	13%	24
FLORENCE J HUNT STUDENT WELLNESS CENTER - HEALTH SERVICES (ABBOTT)		24			24
TARPON BAYOU CENTER			24	100%	24
LAKEVIEW HEALTH CARE SYSTEMS		9	14	61%	23
MC DIAGNOSTIC OF CONNECTICUT PC #459		23			23
CVS NC4165POCT BREVARD		15	8	35%	23
VALHALLA MEDICS		23			23
INTEGRATED FAMILY MEDICAL CENTER			23	100%	23
GLEN OAKS URGENT CARE		21	2	9%	23
FLORIDA HOSPITAL LABS		12	11	48%	23
REGENEXX TAMPA BAY		20	3	13%	23
ORLANDO FAMILY PHYSICIANS INC		15	8	35%	23
MINUTECLINIC DIAGNOSTIC OF MICHIGAN PC		22	1	4%	23
BEECHTREE MOLECULAR LAB LLC		15	8	35%	23
BAYCARE MEDICAL GROUP INC			23	100%	23
COMMONWEALTH OF MASSACHUSETTS			23	100%	23

COVID-19: testing by laboratory

Data through May 27, 2021 verified as of May 28, 2021 at 09:25 AM

Data in this report are provisional and subject to change.

The numbers in the table below represent the number of Florida and non-Florida residents for whom test results were received by the Department of Health. A person can be tested by more than one laboratory and can have both positive and negative results. **Therefore, the sum of the numbers in each column will be larger than the total number of people tested.**

Reporting lab	Inconclusive	Negative	Positive	Percent positive	Total
WOODHOUSE INC		17	6	26%	23
MEDEXPRESS URGENT CARE - TIMBERLAKE		20	3	13%	23
ISLAND COAST PEDIATRICS PA		22	1	4%	23
FLUSHING HOSPITAL MEDICAL CENTER		19	4	17%	23
BARTON FAMILY PRACTICE		12	11	48%	23
BAYFRONT FAMILY HEALTH CENTER		3	20	87%	23
CITY OF LAKE MARY EMPLOYEE HEALTH CENTER		18	5	22%	23
GUARDANT HEALTH		17	6	26%	23
UNIVERSITY HILLS HEALTH AND REHABILITATION CENTER		18	5	22%	23
UF HEALTH NORTH JACKSONVILLE			23	100%	23
CONNECTDX		8	15	65%	23
PRIMARY CARE SPECIALISTS OF ORLANDO LLC		18	5	22%	23
NEW YORK PRESBYTERIAN - ALLEN HOSPITAL		23			23
NOBLE SENIOR LIVING		3	20	87%	23
KIMBERLY J HENDERSON MD PC		22	1	4%	23
ESOTERIX GENETIC LABORATORIES		17	6	26%	23
EGL GENETIC DIAGNOSTICS		1	22	96%	23
COASTAL FAMILY PRACTICE		15	8	35%	23
WUESTHOFF MEDICAL CENTER-MELBOURNE			23	100%	23
URGENT CARE & FAMILY PRACTICE CENTER		4	19	83%	23
WALGREENS #03391		18	5	22%	23
OMEGA LABORATORIES		19	4	17%	23
SOMA MEDICAL CENTER, PA #4 FLORIDA MANGO		1	22	96%	23
NORTHWEST FLORIDA COMMUNITY HOSPITAL 3RD FLOOR		21	2	9%	23
MINUTE CLINIC DIAGNOSTIC OF TN PC #64		20	3	13%	23
FLORIDA HOSPITAL WINTER GARDEN		17	6	26%	23
VALLEY IMMEDIATE CARE		20	3	13%	23
MINUTECLINIC DIAGNOSTIC OF RHODE ISLAND, LLC #590		22	1	4%	23
PULSE MEDICAL GROUP INC			23	100%	23
THE VILLAGES HEALTH		12	11	48%	23
NEW JERSEY		22	1	4%	23
MORRIS PARK URGENT CARE		20	3	13%	23
MARQUES PEDIATRICS			23	100%	23
ST LUKES ROOSEVELT LABORATORY		20	3	13%	23
STATEN ISLAND UNIVERSITY HOSPITAL		22	1	4%	23
ADVENT HEALTH - KISSIMMEE		6	17	74%	23
CORE LABORATORY		1	22	96%	23
MINUTECLINIC DIAGNOSTICS MEDICAL GROUP		22	1	4%	23
THRIF-T DRUGS INC		20	2	9%	22
PALATKA VA CBOC		21	1	5%	22
BROOKDALE WEST BOYNTON BEACH		22			22
FIRST CHOICE PEDIATRICS WINTER SPRINGS		16	6	27%	22
OCEANSIDE URGENT CARE		22			22
SOLE HEALTH LLC		22			22
FAMILY AND AFTER HOURS CARE		22			22
PEDIATRIC ASSOCIATES PA		17	5	23%	22

COVID-19: testing by laboratory

Data through May 27, 2021 verified as of May 28, 2021 at 09:25 AM

Data in this report are provisional and subject to change.

The numbers in the table below represent the number of Florida and non-Florida residents for whom test results were received by the Department of Health. A person can be tested by more than one laboratory and can have both positive and negative results. **Therefore, the sum of the numbers in each column will be larger than the total number of people tested.**

Reporting lab	Inconclusive	Negative	Positive	Percent positive	Total
MINUTE CLINIC DIAGNOSTIC OF SOUTH CAROLINA		18	4	18%	22
ROCKLEDEGE REGIONAL MEDICAL CENTER		17	5	23%	22
ACM MEDICAL LABORATORY ALLIANCE		19	3	14%	22
MOBILE DIVISION LABORATORY		7	15	68%	22
GOOD SAMARITAN MEDICAL CENTER			22	100%	22
SEAGRASS VILLAGE			22	100%	22
NORTH COUNTRY FAMILY HEALTH CENTER INC		22			22
BASSETTI & ASSOCIATES, MD, PA			22	100%	22
CARESPOT EXPRESS HEALTHCARE			22	100%	22
JOHNS HOPKINS MEDICAL LABORATORIES		1	21	95%	22
MINUTECLINIC DIAGNOSTIC PA		19	3	14%	22
MEDI STATION			22	100%	22
OHIO CVS STORES, LLC DBA		19	3	14%	22
HARTFORD HOSPITAL ANCILLARY LAB		17	5	23%	22
ST VINCENT'S URGENT CARE		19	3	14%	22
GENTIVA HEALTH SERVICES		20	2	9%	22
TEXAS DEPARTMENT OF STATE HEALTH SERVICES		3	19	86%	22
MINUTECLINIC DIAGNOSTIC OF TEXAS LLC		20	2	9%	22
EBEIDS MD PEDIATRICS		19	3	14%	22
TEN HEALTHCARE		6	16	73%	22
BIOREFERENCE LABORATORIES		8	14	64%	22
Floral Health and Rehabilitation, LLC		21	1	5%	22
HELIX DIAGNOSTICS			22	100%	22
KIDSWOOD PEDIATRICS CORP		6	16	73%	22
MORNINGSIDE MANOR & VILLA ADULT CARE C		22			22
ELAN SPANISH SPRINGS		4	18	82%	22
CVS MINUTE CLINIC DIAGNOSTIC OF TEXAS, LLC		18	4	18%	22
FLORIDA PEDIATRICS		6	16	73%	22
NAVAL MEDICAL CENTER SAN DIEGO	1		21	95%	22
DIACARTA INC.		22			22
LEE MEMORIAL HEALTH SYSTEM D/B/A		20	2	9%	22
MARATHON HEALTH FOR LIFE		19	3	14%	22
YUSRA MEDICAL ASSOCIATES PA		16	6	27%	22
KELLY'S ASSISTED LIVING FACILITY		22			22
SOUTH CAROLINA DEPARTMENT OF HEALTH			22	100%	22
MC DIAGNOSTIC OF CONNECTICUT , PC # 3		20	2	9%	22
UC HEALTH UNIVERSITY HOSPITAL		19	3	14%	22
COLUMBIA MEMORIAL HOSPITAL		22			22
CLEVELAND CLINIC FLORIDA		1	20	95%	21
ADVENTHEALTH MEDICAL GROUP	1	14	6	29%	21
MAIMONIDES MEDICAL CENTER		18	3	14%	21
TINA'S ASSISTED LIVING FACILITY CORP		21			21
JEFFERSON K-12, A SOMERSET SCHOOL- CLINIC		17	4	19%	21
CARENOW URGENT CARE-BRENTWOOD		15	6	29%	21
ARDEN COURTS OF WINTER SPRINGS		18	3	14%	21
CVS MINUTE CLINIC DIAG OF IND, LLC #6549		19	2	10%	21

COVID-19: testing by laboratory

Data through May 27, 2021 verified as of May 28, 2021 at 09:25 AM

Data in this report are provisional and subject to change.

The numbers in the table below represent the number of Florida and non-Florida residents for whom test results were received by the Department of Health. A person can be tested by more than one laboratory and can have both positive and negative results. **Therefore, the sum of the numbers in each column will be larger than the total number of people tested.**

Reporting lab	Inconclusive	Negative	Positive	Percent positive	Total
CVS HEALTH, #3396		19	2	10%	21
ROCKLEDGE FAMILY HEALTH			21	100%	21
CLINICAL PATHOLOGY LABORATORIES SOUTHEAST			21	100%	21
BAY PEDIATRICS PA		18	3	14%	21
MINUTECLINIC LLC #5176		18	3	14%	21
REGENCY SQUARE MALL - SEARS		4	17	81%	21
RHODE ISLAND DEPARTMENT OF HEALTH			21	100%	21
UPMC CHAUTAUQUA AT WCA LABORATORY		20	1	5%	21
CARESPOT OF NOCATEE		1	20	95%	21
ESTATES MEDICAL CENTER		12	9	43%	21
POINT OF CARE CLINICS PRIMARY CARE		20	1	5%	21
WINTER PARK FAMILY PRACTICE LLC		17	4	19%	21
PRIMECARE OF DOTHAN-DALEVILLE CLINIC		16	5	24%	21
MINUTECLINIC, LLC, DBA MINUTECLINIC #6		18	3	14%	21
ST JUDE CHILDRENS RESEARCH HOSPITAL		21			21
TENNESSEE DEPARTMENT OF HEALTH		15	6	29%	21
GOOD SAMARITAN SOCIETY OF DAYTONA		16	5	24%	21
URGENT TEAM		17	4	19%	21
GRACE WELLNESS CENTER		8	13	62%	21
URGENT CARE OF NEW YORK		20	1	5%	21
HARLEM HOSPITAL CENTER		20	1	5%	21
SELECT PHYSICIANS ALLIANCE		21			21
MC DIAGNOSTIC OF CONNECTICUT, PC #1960		21			21
ROBERT WOOD JOHNSON UNIVERSITY HOSP		19	2	10%	21
PICHARDO CLINIC, THE		19	2	10%	21
MINUTECLINIC DIAGNOSTIC OF TN PC #566		17	4	19%	21
SHELBY BAPTIST MEDICAL CENTER		16	5	24%	21
THE CANOPY AT HARPER LAKE	1	1	19	90%	21
LPG PRIMARY CARE AT LABELLE		19	2	10%	21
INTERNATIONAL MEDICAL LABORATORY INC		21			21
WACO HHSSURGEWACO	1	17	3	14%	21
CVS PHARMACY		1	20	95%	21
WELLSTAR NORTH FULTON HOSPITAL LABORAT		19	2	10%	21
Citymd Of Lacey		18	3	14%	21
FLORIDA COMMUNITY HEALTH CENTER OF ST. LUCIE		2	18	90%	20
ANYTIME LAB, LLC		18	2	10%	20
SHIELDT3 LLC		20			20
CARENOW URGENT CARE-WEST END		14	6	30%	20
MED + URGENT MEDICAL CARE SERVICES		19	1	5%	20
LAKE WORTH MANOR		19	1	5%	20
MEDICAL EXPRESS CORP		18	2	10%	20
CALLAWAY CLINIC		14	6	30%	20
VIGILINT HEALTHCARE		18	2	10%	20
MINUTECLINIC DIAGNOSTIC OF TN PC #643		16	4	20%	20
CONSOLIDATED LAB SERVICES		10	10	50%	20
DAVID LAWRENCE CENTER INC		16	4	20%	20

COVID-19: testing by laboratory

Data through May 27, 2021 verified as of May 28, 2021 at 09:25 AM

Data in this report are provisional and subject to change.

The numbers in the table below represent the number of Florida and non-Florida residents for whom test results were received by the Department of Health. A person can be tested by more than one laboratory and can have both positive and negative results. **Therefore, the sum of the numbers in each column will be larger than the total number of people tested.**

Reporting lab	Inconclusive	Negative	Positive	Percent positive	Total
MASSACHUSETTS GENERAL HOSPITAL		2	18	90%	20
PRIMARY CARE MEDICINE	1	13	6	30%	20
MINUTECLINIC LLC # 3401		20			20
PRATTVILLE BAPTIST HOSPITAL		16	4	20%	20
FAMILY CARE CYPRESS CREEK		1	19	95%	20
REDITUS LABORATORIES			20	100%	20
MD PLUS URGENT CARE, LLC			20	100%	20
FORT WALTON BEACH DEVELOPMENTAL CENTER		19	1	5%	20
SONORA QUEST LABORATORIES			20	100%	20
BEST MEDICAL CENTER		11	9	45%	20
MC DIAGNOSTIC OF CONNECTICUT, PC #1966		20			20
PONCE PLAZA NURSING & REHAB CENTER		4	16	80%	20
CVS GA2108POCT NORCROSS		17	3	15%	20
BRIDGEWAY HEALTH CLINICS INC		1	19	95%	20
COMPREHENSIVE CHILDCARE ASSOCIATES		12	8	40%	20
ADVENTIST HEALTH SYSTEM		16	4	20%	20
CLINIC OF PEDIATRICS & GI MEDICINE INC		1	19	95%	20
MCWHORTER SCHOOL OF PHARMACY		20			20
KAILOS GENETICS INC		17	3	15%	20
PROFESSIONAL PARK PEDIATRICS PA			20	100%	20
CVS TX7162POCT HOUSTON		19	1	5%	20
BROOKDALE MANDARIN CENTRAL		7	13	65%	20
VIERA FAMILY MEDICINE AND WELLNESS		16	4	20%	20
CVS MINUTE CLINIC, LLC #22		19	1	5%	20
COMMUNITY HOME HEALTH CARE		20			20
AUBURN COMMUNITY HOSPITAL		18	2	10%	20
AVALON FAMILY RESORT ASSISTED LIVING LLC		20			20
DEPT OF VA MEDICAL CENTER - BAY PINES			20	100%	20
ODYSSEY HEALTHCARE OF MARION COUNTY, LLC		19	1	5%	20
MINUTE CLINIC		2	18	90%	20
CVS NC2357POCT HUNTERSVILLE		18	2	10%	20
COLLEGE POINT URGENT CARE		17	3	15%	20
Atlanta VAMC		15	5	25%	20
WINSHIPS PHARMACY INC		20			20
MINUTECLINIC DIAGNOSTIC OF TN PC #6415		15	4	21%	19
CVS MINUTE CLINIC DIAGNOSTIC MED GRP OF CA		19			19
MED HEALTH SERVICES		18	1	5%	19
WALGREENS #04176		14	5	26%	19
SAVANNAH STATE UNIVERSITY, COUNSELING		19			19
OCEAN REEF MEDICAL CENTER, LLC			19	100%	19
STONE WASH CLINICAL LABORATORIES		2	17	89%	19
ELTINGVILLE CIRCLE URGENT CARE		18	1	5%	19
BAPTIST PRIMARY CARE PONTE VEDRA		13	6	32%	19
CAREHERE- LCS LEESBURG			19	100%	19
SARASOTA MEDICAL CENTER		8	11	58%	19
BAPTIST MEMORIAL HEALTH CARE		17	2	11%	19

COVID-19: testing by laboratory

Data through May 27, 2021 verified as of May 28, 2021 at 09:25 AM

Data in this report are provisional and subject to change.

The numbers in the table below represent the number of Florida and non-Florida residents for whom test results were received by the Department of Health. A person can be tested by more than one laboratory and can have both positive and negative results. **Therefore, the sum of the numbers in each column will be larger than the total number of people tested.**

Reporting lab	Inconclusive	Negative	Positive	Percent positive	Total
UNIVERSITY OF MIAMI MILLER SCHOOL			19	100%	19
AURORA UNIVERSITY WELLNESS CENTER		19			19
JACKSON NORTH MEDICAL CENTER		2	17	89%	19
SANTA ROSA COUNTY JAIL - WELLPATH			19	100%	19
JACKSON LABORATORY FOR GENOMIC MEDICIN		19			19
NORTHERN WESTCHESTER HOSPITAL LABORATORY		17	2	11%	19
YORKVILLE PEDIATRIC URGENT CARE		19			19
CHELSEA NYC LAB		19			19
CVS MINUTE CLINIC DIAGNOSTIC OF WISCONSIN		19			19
BAYVIEW MEDICAL		19			19
MINUTECLINIC DIAGNOSTIC OF NEW MEXICO		19			19
FOX FAMILY PRACTICE		19			19
CVS MINUTE CLINIC, LLC		15	4	21%	19
ASHRAF MEDICAL GROUP PLLC DBA PULSE M		18	1	5%	19
BAY COUNTY HEALTH DEPARTMENT		14	5	26%	19
THE CLINIC PREMISE HEALTH		13	6	32%	19
ROYAL PALM MEDICAL GROUP, INC		19			19
CARE POINT HEALTH & WELLNESS CENTER		19			19
MICHELLE S PAGE MD PA		18	1	5%	19
LAKEVIEW HEALTH SYSTEMS			19	100%	19
LAB INTERMARKET FACILITY LAB		1	18	95%	19
CORNER OAK ESTATE LLC		19			19
INTEGRATED REGIONAL LABORATORIES - LARGO			19	100%	19
SEVEN RIVERS REGIONAL MEDICAL CENTER		5	14	74%	19
ANYLABTESTNOW		6	13	68%	19
MEDEXPRESS URGENT CARE, MOON TOWNSHIP		18	1	5%	19
MINUTE-CLINIC DIAGNOSTIC OF VIRGINIA, LLC #2003		16	3	16%	19
EMERALD COAST HOSPICE - CRESTVIEW		19			19
ABC PEDIATRICS OF PORT ST LUCIE		17	2	11%	19
UM MILLER SCHOOL OF MEDICINE			19	100%	19
ST JOSEPH HOSPITAL		18	1	5%	19
107TH PLACE GROUP HOME		19			19
ALL PEDIATRIC CARE			19	100%	19
NANO HEALTH ASSOCIATES LLC		19			19
FRUITVILLE URGENT CARE			19	100%	19
STAT MEDICAL CLINIC III INC		13	6	32%	19
NO NAME		8	11	58%	19
ADVENTIST HEALTH SYSTEM FLORIDA DEPT OF HEALTH		13	6	32%	19
ST. JUDES LABORATORIES		13	6	32%	19
CLERMONT ADVENTHEALTH CENTRA CARE		1	18	95%	19
LOVING CARE OF THE TREASURE COAST LLC	1	13	5	26%	19
MINUTE CLINIC LLC #5706		17	2	11%	19
BENNETT PEDIATRICS		19			19
MINUTE CLINIC LLC #2775		18	1	5%	19
FORT HAMILTON URGENT CARE		19			19
MINUTECLINIC DIAGNOSTIC OF OKLAHOMA		16	3	16%	19

COVID-19: testing by laboratory

Data through May 27, 2021 verified as of May 28, 2021 at 09:25 AM

Data in this report are provisional and subject to change.

The numbers in the table below represent the number of Florida and non-Florida residents for whom test results were received by the Department of Health. A person can be tested by more than one laboratory and can have both positive and negative results. **Therefore, the sum of the numbers in each column will be larger than the total number of people tested.**

Reporting lab	Inconclusive	Negative	Positive	Percent positive	Total
BROOKDALE ST AUGUSTINE		1	17	94%	18
Crestwood Nursing Center		8	10	56%	18
INTERMOUNTAIN CENTRAL LAB		1	17	94%	18
HUDSON VALLEY HOSPITAL CENTER LABORATORY		17	1	6%	18
BERGEN NEW BRIDGE M		16	2	11%	18
TPCA CLINICAL LABORATORIES		15	3	17%	18
MONTEFIORE ST LUKE'S CORNWALL HOSPITAL		14	4	22%	18
HUNTINGTON URGENT CARE		17	1	6%	18
TENDER CARE ALF		18			18
AURORA DIAGNOSTICS		6	12	67%	18
CVS NY491POCT JACKSON HEIGHTS		18			18
MIRIMUS INC		1	17	94%	18
MINUTECLINIC DIAGNOSTIC OF VIRGINIA, LLC #1416		17	1	6%	18
Terrace of Jacksonville		3	15	83%	18
MEDEXPRESS URGENT CARE - ROBINSON TWP, STEUBENVILLE PIKE		16	2	11%	18
St Joseph's Hospital & Medical Center		15	3	17%	18
GENERAL INTERNAL MEDICINE MEDICAL CTR CLINIC		13	5	28%	18
MOORINGS PARK OAKSTONE AT GREY OAKS		17	1	6%	18
PPD - IXLAYER		17	1	6%	18
URGENT CARE AT LONGWOOD			18	100%	18
MEDEXPRESS URGENT CARE LEWISBURG		17	1	6%	18
OSCEOLA ALF OPERATOR, LLC DBA□		18			18
WALGREEN EASTERN CO, INC		18			18
XPRESS WELLNESS URGENT CARE			18	100%	18
BROWARD MEDICAL AND URGENT CARE		18			18
PRIMARY CARE WALK IN CLINIC PLLC			18	100%	18
MINUTE CLINIC LLC #5733		18			18
BLOOMINGDALE PEDIATRIC ASSOCIATES PA			18	100%	18
MINUTECLINIC #8699		14	4	22%	18
BRONSON FIRE DEPARTMENT		18			18
MINUTE CLINIC DIAGNOSTIC MED GRP		17	1	6%	18
CVS MINUTE CLINIC DIAGNOSTIC PA		13	5	28%	18
MEDEXPRESS URGENT CARE- MARYLAND		15	3	17%	18
MI CASA DORADA ASSISTED LIVING FACILIT		18			18
MINUTECLINIC LLC (1435)		17	1	6%	18
WALGREENS #06416		17	1	6%	18
GNT ASSOCIATES		17	1	6%	18
ADVENT HEALTH - WINTER HAVEN		8	10	56%	18
MINUTECLINIC DIAGNOSTIC OF ILLINOIS LL		16	2	11%	18
MARION COUNTY HEALTH DEPARTMENT		17	1	6%	18
ESTATES MEDICAL CENTER INC		4	14	78%	18
CVS MINUTE CLINIC DIAGNOSTIC OF VIRGINIA		18			18
CLEVELAND CLINIC			18	100%	18
MINUTECLINIC DIAGNOSTICS OF IND, LLC		18			18
DR PHILLIPS MEDICAL WELLNESS CENTER		13	5	28%	18
ADVENT HEALTH - ZEPHYRHILLS			18	100%	18

COVID-19: testing by laboratory

Data through May 27, 2021 verified as of May 28, 2021 at 09:25 AM

Data in this report are provisional and subject to change.

The numbers in the table below represent the number of Florida and non-Florida residents for whom test results were received by the Department of Health. A person can be tested by more than one laboratory and can have both positive and negative results. **Therefore, the sum of the numbers in each column will be larger than the total number of people tested.**

Reporting lab	Inconclusive	Negative	Positive	Percent positive	Total
CARENOW URGENT CARE-DONELSON		13	5	28%	18
TIFT REGIONAL HEALTH SYSTEM, INC		18			18
WALGREENS #07936		17	1	6%	18
IONA COLLEGE HEALTH & WELLNESS CENTER		18			18
MADISON CORE LABORATORIES		17	1	6%	18
GS LABS		17	1	6%	18
CABOT RESERVE ON THE GREEN		18			18
ASCENSION ST VINCENT'S PRIMARY CARE		1	17	94%	18
GENETIC TECHNOLOGICAL INNOVATIONS			17	100%	17
UVMCM MICROBIOLOGY		16	1	6%	17
ALBIBI		1	16	94%	17
CVS CA9715POCT THOUSAND OAKS		17			17
EAR NOSE & THROAT ASSOCIATES OF MANATEE PA		17			17
MEDEXPRESS URGENT CARE - LAFAYETTE		16	1	6%	17
LILY'S PROMISE AL#12775		17			17
LEHIGH VALLEY HOSPITAL		3	14	82%	17
COMMUNITY HEALTH OF SOUTH FLORIDA INC			17	100%	17
NEMOURS CHILDREN'S URGENT			17	100%	17
HOLLEY-NAVARRE MEDICAL CLINIC		7	10	59%	17
CVS TN2179POCT MURFREESBORO		16	1	6%	17
RDX BIOSCIENCE INC		14	3	18%	17
WELLINGTON FAMILY PRACTICE		13	4	24%	17
BAY BREEZE HEALTH AND REHABILITATION CENTER		9	8	47%	17
GULF COAST VILLAGE HOME HEALTH INC		6	11	65%	17
BROOKDALE CROWN POINT			17	100%	17
INHEALTH LIFE SCIENCES		6	11	65%	17
GENDERXPRESS/PICTURE ME PERFECT IMAGING		14	3	18%	17
RIVERSIDE MEDICAL GROUP		16	1	6%	17
MONTEFIORE MEDICAL CENTER LABORATORIES - WEILER		13	4	24%	17
HEALTHCARE NOW			17	100%	17
LYNN KEEFE, MD PEDIATRICS		14	3	18%	17
GOLDMAN SACHS HEALTH CENTER	1	15	1	6%	17
MARCO DRUGS AND COMPOUNDING		13	4	24%	17
MINUTECLINIC DIAG OF IND, LLC #6697		15	2	12%	17
FLORIDA KEYS CONCIERGE MEDICINE, LLC		15	2	12%	17
PARRISH HEALTH CENTER		14	3	18%	17
CVS TX7288POCT DALLAS		13	4	24%	17
COAST MED URGENT CARE		16	1	6%	17
TRANSPLANT GENOMICS INC (EUROFINS)		17			17
ADVANCED CARDIOVASCULAR DIAGNOSTICS		17			17
UNIVERSITY OF ALABAMA - FUNGAL REFERENCE LABORATORY		12	5	29%	17
CARE NOW, INC		13	4	24%	17
URGENT CARE WEST CLINIC		14	3	18%	17
TOXUSALABS DBA CONNECTDX LABS		14	3	18%	17
BRYAN WHITFIELD MEMORIAL HOSPITAL		12	5	29%	17
PUTNAM COUNTY PUBLIC HEALTH UNIT		14	3	18%	17

COVID-19: testing by laboratory

Data through May 27, 2021 verified as of May 28, 2021 at 09:25 AM

Data in this report are provisional and subject to change.

The numbers in the table below represent the number of Florida and non-Florida residents for whom test results were received by the Department of Health. A person can be tested by more than one laboratory and can have both positive and negative results. **Therefore, the sum of the numbers in each column will be larger than the total number of people tested.**

Reporting lab	Inconclusive	Negative	Positive	Percent positive	Total
MC DIAGNOSTIC OF CONNECTICUT, PC # 257		16	1	6%	17
UNIVERSITY OF MIAMI MILLER SCHOOL OF MEDICINE			17	100%	17
WALGREENS #04217		16	1	6%	17
RESOLVE MOLECULAR DIAGNOSTICS		13	4	24%	17
UNIVERSITY LAB			17	100%	17
ATMORE NURSING CENTER		16	1	6%	17
DIEGO FALLON MD PA		6	11	65%	17
MINUTECLINIC DIAGNOSTIC OF VIRGINIA		17			17
INN AT LAKE SEMINOLE SQUARE, THE		17			17
STARLING AT NOCATEE			17	100%	17
COLETTA DRIVE GROUP HOME		17			17
BLOUNT MEMORIAL HOSPITAL		14	3	18%	17
SOMA MEDICAL CENTER PA			17	100%	17
INFEXIONSHIELD INC.		17			17
UNIVERSITY HOSPITAL UC HEALTH		11	6	35%	17
MONTEFIORE NYACK HOSPITAL AFFILIATED LABORATORY		15	2	12%	17
NORTHWESTERN MEMORIAL HOSPITAL			17	100%	17
HAPPY KIDZ PEDIATRICS PL		13	4	24%	17
PROMEDICA LABORATORIES		11	5	31%	16
BRIDGE DIAGNOSTICS			16	100%	16
LEE COMMUNITY HEALTHCARE INC DUNBAR		14	2	13%	16
SURGERY CENTER OF CORAL GABLES LLC,THE		12	4	25%	16
BVL PEDIATRICS		14	2	13%	16
CULINARY INSTITUTE OF AMERICA STUDENT	3	13			16
PRO HEALTH FAMILY PHYSICIANS, NYSTROM		16			16
MEDEXPRESS URGENT CARE - BENTON HARBOR		15	1	6%	16
ST AUGUSTINE PLANTATION		1	15	94%	16
TITUSVILLE TOWERS ASSISTED LIVING		16			16
Lab MSMC Hialeah			16	100%	16
UNAVAILABLE/UNKNOWN/NO INFORMATION FOUND			16	100%	16
BONIFAY NURSING AND REHABILITATION CENTER			16	100%	16
PROMUS DIAGNOSTICS, LLC			16	100%	16
MADISON COUNTY HEALTH DEPARTMENT		8	8	50%	16
NOVALIFE MEDSPA			16	100%	16
FAST TRACK URGENT CARE CENTER - TYRONE			16	100%	16
URGENT CARE CLINIC OF LINCOLN		14	2	13%	16
NORTHWEST FLORIDA ENT, PA		5	11	69%	16
SUFFRIDGE DRIVE GROUP HOME		16			16
RICH STREET GROUP HOME		9	7	44%	16
WESTERN NEW YORK IMMEDIATE MEDICAL CAR		14	2	13%	16
PARROTT MEDICAL CLINIC			16	100%	16
MORTON PLANT MEASE			16	100%	16
SRMC AVALON		9	7	44%	16
WISE'S DRUG STORE INC.,		14	2	13%	16
MINUTECLINIC, LLC #4682		11	5	31%	16
Heartland Healthcare Center Boca Raton		2	14	88%	16

COVID-19: testing by laboratory

Data through May 27, 2021 verified as of May 28, 2021 at 09:25 AM

Data in this report are provisional and subject to change.

The numbers in the table below represent the number of Florida and non-Florida residents for whom test results were received by the Department of Health. A person can be tested by more than one laboratory and can have both positive and negative results. **Therefore, the sum of the numbers in each column will be larger than the total number of people tested.**

Reporting lab	Inconclusive	Negative	Positive	Percent positive	Total
JS HEALTHCARE INC		16			16
OKEECHOBEE HEALTHCARE FACILITY			16	100%	16
PROHEALTH CARE ASSOCIATES MOBILE		13	3	19%	16
MINUTECLINIC DIAGNOSTIC OF MAINE, LLC		14	2	13%	16
STATEN ISLAND UNIVERSITY HOSPITAL SEGUINE AVE		13	3	19%	16
PRESBYTERIAN MEDICAL SERVICES		16			16
BELLEVUE HOSPITAL CENTER DEPARTMENT		16			16
CRUCIAL CARE		10	6	38%	16
VERO DIAGNOSTICS		15	1	6%	16
INDIANA STATE DEPARTMENT OF HEALTH		1	15	94%	16
MINUTE CLINIC LLC #1909		15	1	6%	16
MILLENNIUM PHYSICIAN GRP LLC NAPLES PINE RIDGE			16	100%	16
FLORIDA MEDICAL ASSOCIATES LLC		9	7	44%	16
ALAN L MELOTEK MD		16			16
MINUTE CLINIC OF KANSAS PA		9	7	44%	16
ALL FLORIDA FAMILY & SPORTS MEDICINE		15	1	6%	16
XERA MED RESEARCH			16	100%	16
TMH FSU RAPID LABORATORY		2	14	88%	16
KETAMINE HEALTH CENTERS AT BONITA SPRINGS, LLC		16			16
DAVITA DIALYSIS		4	12	75%	16
PANAMA CITY VITAS HOSPICE		16			16
MINNEOLA PLACE A HOMEBRIDGE COMMUNITY		16			16
CENTRAL JERSEY URGENT CARE OF EATONTOW		15	1	6%	16
EMBRY-RIDDLE AERONAUTICAL UNIVERSITY HEALTH		8	8	50%	16
MINUTE CLINIC LLC #6765		16			16
INTERNAL MEDICINE ASSOCIATES & SPECIALTIES INC		15	1	6%	16
NOVANT HEALTH GOHEALTH URGENT CARE-HARRISBURG		8	8	50%	16
MODMD LABORATORY		16			16
CVS PA6902POCT BRYN MAWR		14	2	13%	16
JOSEPH MIGNOGNA		13	3	19%	16
HODGES CLUSTER		2	14	88%	16
MIAMI BEACH MEDICAL GROUP LLC			16	100%	16
ST JOSEPH WOMENS HOSPITAL			16	100%	16
NORTHWEST FLORIDA SLEEP		1	15	94%	16
MINUTECLINIC DIAGNOSTIC OF RHODE ISLAND		13	3	19%	16
LONG ISLAND JEWISH VALLEY STREAM		15	1	6%	16
ADVENTHEALTH MEDICAL GROUP INTERNAL MEDICINE		13	3	19%	16
MEDICINE AT LONGWOOD		16			16
NEW YORK PRESBYTERIAN - LOWER MANHATTAN		15			15
MEDEXPRESS URGENT CARE - PANTOPS		13	2	13%	15
SINAI HOSPITAL OF BALTIMORE		15			15
HORIZON MEDICAL GROUP		13	2	13%	15
MINUTECLINIC MINUTECLINIC #8505		13	2	13%	15
SUNCOAST COMMUNITY HEALTH CENTERS INC		4	11	73%	15
FAMILY CARE			15	100%	15
AJU GEORGE MD PA			15	100%	15

COVID-19: testing by laboratory

Data through May 27, 2021 verified as of May 28, 2021 at 09:25 AM

Data in this report are provisional and subject to change.

The numbers in the table below represent the number of Florida and non-Florida residents for whom test results were received by the Department of Health. A person can be tested by more than one laboratory and can have both positive and negative results. **Therefore, the sum of the numbers in each column will be larger than the total number of people tested.**

Reporting lab	Inconclusive	Negative	Positive	Percent positive	Total
WALK IN URGENT CARE			15	100%	15
PHELPS HOSPITAL LABORATORY		13	2	13%	15
WELLMED AT SOUTH PARSONS		11	4	27%	15
HEALTH MED HOME CARE, LLC		15			15
CARDIOTHORACIC SURGERY OF HYDE PARK			15	100%	15
SOMA MEDICAL CENTER, P.A.			15	100%	15
BROOKLYN HOSPITAL CENTER DOWNTOWN CAMPUS		15			15
CUSTEAD CARE CENTER HAVEN HOSPICE		12	3	20%	15
BETH ISRAEL MEDICAL CENTER LABS		14	1	7%	15
OPTIONS FOR SENIORS INC DBA PALM KREST MANOR		12	3	20%	15
FLORIDA DEPARTMENT OF HEALTH IN HILLSBOROUGH COUNTY		1	14	93%	15
SKIN WELLNESS PHYSICIANS LLC		15			15
ORLANDO HEALTH		2	13	87%	15
MINUTECLINIC, LLC, DBA MINUTECLINIC #2		13	2	13%	15
EMORY JOHNS CREEK HOSPITAL		15			15
LIFE'S SPECIAL MOMENTS INC		15			15
CVS GA2147POCT KENNESAW		11	4	27%	15
UNIVERSITY HOSPITALS OF CLEVELAND		9	6	40%	15
LAKE CO SCHOOLS EMPLOYEE HEALTH & WELLNESS CENTER	1	11	3	20%	15
BAPTIST MEDICAL CENTER EAST		11	4	27%	15
WELLMED AT PORT ST LUCIE WEST		10	5	33%	15
MEDHELP LAKESHORE PC		13	2	13%	15
MEDLAB ASSOCIATES LLC		15			15
MINUTECLINIC, DIAGNOSTIC OF TEXAS, LL		14	1	7%	15
CLEVELAND TENNESSEE HOSPITAL COMPANY		13	2	13%	15
PATHLINE			15	100%	15
IGENEX INC		15			15
MINUTE CLINIC DIAGNOSTIC OF VIRGINIA, LLC #1905		15			15
CVS MINUTE CLINIC DIAGNOSTIC		14	1	7%	15
DIATHERIX		13	2	13%	15
SARASOTA - ROBERT L TAYLOR COMMUNITY CENTER		1	14	93%	15
MINUTECLINIC DIAGNOSTIC OF NEW JERSEY, LLC # 7069		15			15
HIRAM COLLEGE HEALTH CENTER (ABBOTT)		13	2	13%	15
CVS NC187POCT CHARLOTTE		14	1	7%	15
MINUTECLINIC, LLC #1492		15			15
HAVEN HOSPICE IN CHIEFLAND		9	6	40%	15
MINUTECLINIC DIAGNOSTIC OF TN, PC 6438		13	2	13%	15
MEDI-DRUG INC		13	2	13%	15
NIGHT OWL PEDIATRICS URGENT CARE			15	100%	15
CVS HEALTH, #2043		15			15
BESSENT ROAD GROUP HOME		15			15
MINUTE CLINIC LLC #10203		12	3	20%	15
CENTRAL JERSEY URGENT CARE		14	1	7%	15
CVS TX8321POCT MCKINNEY		15			15
NORTHSIDE HOSPITAL FORSYTH		13	2	13%	15
DESOTO HEALTH AND REHAB LLC		10	5	33%	15

COVID-19: testing by laboratory

Data through May 27, 2021 verified as of May 28, 2021 at 09:25 AM

Data in this report are provisional and subject to change.

The numbers in the table below represent the number of Florida and non-Florida residents for whom test results were received by the Department of Health. A person can be tested by more than one laboratory and can have both positive and negative results. **Therefore, the sum of the numbers in each column will be larger than the total number of people tested.**

Reporting lab	Inconclusive	Negative	Positive	Percent positive	Total
TELEVISIT MALABAR PEDIATRICS		5	10	67%	15
METHODIST MEDICAL CENTER		12	3	20%	15
GADSDEN REGIONAL MEDICAL CENTER		15			15
The Evangelical Lutheran Good Samaritan Society		15			15
MINUTECLINIC DIAGNOSTIC OF GEORGIA, LL		12	3	20%	15
OPIS ISLAND LAKE CENTER		13	2	13%	15
MILTON 4707		15			15
PREMIER LABORATORY SERVICES, LLC		5	10	67%	15
MELBOURNE FAMILY PRACTICE		13	2	13%	15
RUSSELL MEDICAL CENTER		13	2	13%	15
MEDEXPRESS URGENT CARE-ALTOONA		13	2	13%	15
OAKMONTE VILLAGE OF DAVIE			15	100%	15
Hackensack Umc Mountainside		14	1	7%	15
PIEDMONT ATHENS REGIONAL MEDICAL		13	2	13%	15
Astoria Health and Rehab		15			15
MIRACLE ALF INC		15			15
EASTLAKE PEDIATRICS - TRINITY		15			15
MC DIAGNOSTIC OF CONNECTICUT, PC #114		15			15
ALL 4 KIDZ PEDIATRICS		11	4	27%	15
VA Primary Care Clinic at Meharry		14	1	7%	15
Consulate Health Care at West Altamonte		3	12	80%	15
MEDLABS DIAGNOSTICS		11	4	27%	15
MINUTECLINIC DIAGNOSTIC OF NORTH CAROLINA, PC		14	1	7%	15
FAMILY CARE CENTER OF ARLINGTON		10	5	33%	15
RICHMOND UNIVERSITY MEDICAL CENTER		12	3	20%	15
MEDEXPRESS URGENT CARE - CHRISTIANBURG		11	4	27%	15
DOCTORS HOSPITAL LAB MEDICAL OFFICE BUILDING			15	100%	15
HELGEMO & LIOU PEDIATRICS		11	4	27%	15
DELIVER MY MEDS CORP		15			15
MEADOWCREST MOLECULAR DIAGNOSTICS, LLC			15	100%	15
EPIPHANY HEALTH		8	6	43%	14
MINUTE CLINIC DIAGNOSTIC OF NORTH CAROLINA		13	1	7%	14
OPTUM PRIMARY CARE		2	12	86%	14
FG RAPID RESULTS LLC		8	6	43%	14
MEDEXPRESS URGENT CARE MONACA		14			14
MINUTECLINIC DIAGNOSTIC OF ILLINOIS		12	2	14%	14
NORTHEAST PEDIATRICS			14	100%	14
MHHS All Lab Subsection		14			14
MINUTECLINIC DIAGNOSTIC OF TN PC #386		12	2	14%	14
CARE ATC			14	100%	14
MINUTECLINIC DIAGNOSTIC OF VIRGINIA, LLC #255		14			14
FAMILY PRACTICE ON THE GO		6	8	57%	14
DIAMOND SPEEDWAY DIALYSIS		1	13	93%	14
LYNN UNIVERSITY INC		14			14
LUCID DIAGNOSTICS LABS			14	100%	14
MINUTE CLINIC, LLC #1434		13	1	7%	14

COVID-19: testing by laboratory

Data through May 27, 2021 verified as of May 28, 2021 at 09:25 AM

Data in this report are provisional and subject to change.

The numbers in the table below represent the number of Florida and non-Florida residents for whom test results were received by the Department of Health. A person can be tested by more than one laboratory and can have both positive and negative results. **Therefore, the sum of the numbers in each column will be larger than the total number of people tested.**

Reporting lab	Inconclusive	Negative	Positive	Percent positive	Total
MY WELLNESS EXPRESS			14	100%	14
TLC FAMILY CARE HOME INC		14			14
MEDEXPRESS URGENT CARE-LATROBE		13	1	7%	14
BOCA SIMON		2	12	86%	14
DOCTORS EXPRESS OF ST PETERSBURG		4	10	71%	14
ORCHID COVE		3	11	79%	14
MINUTE-CLINIC DIAGNOSTIC OF VIRGINIA, LLC		14			14
MINUTE CLINIC DIAG OF IND LLC #8674		14			14
ADVICE FOR OPTIMAL WELLNESS		11	3	21%	14
CVS HEALTH MINUTE CLINIC		1	13	93%	14
EFFINGER HEALTH, PA		14			14
THOMAS JEFFERSON UNIVERSITY HOSPITAL		4	10	71%	14
Solaris Healthcare Pensacola			14	100%	14
STEWARD MELBOURNE HOSPITAL, INC	1		13	93%	14
MINUTECLINIC, LLC, DBA MINUTECLINIC #6106		12	2	14%	14
MINUTECLINIC DIAGNOSTIC OF TN, PC 6304		12	2	14%	14
ST CLOUD MEDICAL GROUP		12	2	14%	14
Lady Lake Specialty Care			14	100%	14
BAPTIST HEALTH			14	100%	14
POLK CHD BARTOW		13	1	7%	14
SOUTHEASTERN LABORATORY			14	100%	14
TAPESTRY TALLAHASSEE WALDEN		14			14
MINUTECLINIC DIAGNOSTIC OF SC, LLC #4		13	1	7%	14
SOUTHEASTERN UNIVERSITY INC		14			14
RIVERSIDE COTTAGES AT THE SHORES, LLC			14	100%	14
SUMMIT ATLANTIC SURGERY CENTER		14			14
NYU WINTHROP LABORATORY		14			14
MED TECH SERVICES OF PALM BEACH INC		14			14
HAVEN HOSPICE			14	100%	14
MINUTECLINIC DIANOSTIC OF VIRGINIA, LL		13	1	7%	14
ARNOT OGDEN MEDICAL CENTER LABORATORY		14			14
CFS WELLNESS AND MED SPA LLC			14	100%	14
PT&J REHAB - VILLAGE OF ROYAL PALM BEACH		12	2	14%	14
EAST GEORGIA REGIONAL MEDICAL CENTER		13	1	7%	14
MERCY MEDICAL CENTER		7	7	50%	14
MINUTECLINIC 7196		13	1	7%	14
FAMILY MEDICINE OF WESTON LLC		6	8	57%	14
ALASKA PUBLIC HEALTH LAB		1	13	93%	14
TALLAHASSEE PRIMARY CARE ASSOCIATES PA		12	2	14%	14
CAN COMMUNITY HEALTH, INC		12	2	14%	14
CVS MINUTE CLINIC DIAGNOSTIC OF TN #3293		13	1	7%	14
DYNAMIC HEALTH CENTERS INC		9	5	36%	14
QUEENS UNIVERSITY OF CHARLOTTE		14			14
HEALTHFIRST ADVENT HEALTH CENTRA CARE COCOA BEACH			14	100%	14
CVS TX8387POCT AUSTIN		14			14
MINUTECLINIC, LLC, MINUTECLINIC #7637		12	2	14%	14

COVID-19: testing by laboratory

Data through May 27, 2021 verified as of May 28, 2021 at 09:25 AM

Data in this report are provisional and subject to change.

The numbers in the table below represent the number of Florida and non-Florida residents for whom test results were received by the Department of Health. A person can be tested by more than one laboratory and can have both positive and negative results. **Therefore, the sum of the numbers in each column will be larger than the total number of people tested.**

Reporting lab	Inconclusive	Negative	Positive	Percent positive	Total
SIGMUND LABS LLC		14			14
MINUTECLINIC DIAGNOSTIC OF TN, PC 4992		14			14
CVS CA9113POCT CHULA VISTA		14			14
CVS OH3301POCT WOODMERE		14			14
MC DIAGNOSTIC OF CONNECTICUT, PC #1043		14			14
CITY OF WEST PALM BEACH EMPLOYEE & FAMILY HEALTH		14			14
CVS TN5639POCT FARRAGUT		11	3	21%	14
CVS PA1671POCT LANCASTER		14			14
EAST SIDE CLINICAL LABORATORY		12	2	14%	14
CVS TN5601POCT LENOIR CITY		12	2	14%	14
CVS NY549POCT RIDGEWOOD		11	3	21%	14
DYNAMIC DNA LAB		1	13	93%	14
ACCESS HOME HEALTH OF FLORIDA LLC		14			14
ALBION COLLEGE (ABBOTT)		13			13
PARKWEST MEDICAL CENTER		11	2	15%	13
CORAL LANDING ASSISTED LIVING		11	2	15%	13
NAPLES GREEN VILLAGE		12	1	8%	13
CVS TX8351POCT BEAUMONT		11	2	15%	13
MEDEXPRESS URGENT CARE - WILLIAMSPORT		12	1	8%	13
GULF COAST MEDICAL GROUP		5	8	62%	13
HNL LAB MEDICINE		10	3	23%	13
MINUTE CLINIC, LLC #4650		11	2	15%	13
HARBOR CHASE OF JACKSONVILLE			13	100%	13
MEYER PEDIATRICS CHTD		11	2	15%	13
WALGREENS 65 INF Y FRAGOSO (ST 174)		12	1	8%	13
CVS NC7213POCT MATTHEWS		10	3	23%	13
NATIONAL GENETICS INST LABCORP		4	9	69%	13
AFC URGENT CARE - CEDAR GROVE		11	2	15%	13
WALGREENS # 03608		9	4	31%	13
LANE PEDIATRICS PA		1	12	92%	13
ESCAMBIA COMMUNITY CLINIC		2	11	85%	13
DEVEREUX FLORIDA CHILDRENS CENTER			13	100%	13
BARRANCO CLINIC,THE	3	9	1	8%	13
FLORIDA STATE HOSPITAL			13	100%	13
IN-OFFICE LAB		12	1	8%	13
CVS MINUTE CLINIC DIAGNOSTIC MED GRP OF SAN		11	2	15%	13
MOODY MANOR		13			13
MAINSTREET FAMILY SELECT		1	12	92%	13
LAKELAND VOLUNTEERS IN MEDICINE INC		10	3	23%	13
Signature Healthcare of Savannah		13			13
CAPE CORAL URGENT CARE		9	4	31%	13
CVS MA6505POCT NEWTON		13			13
SAMARITAN MEDICAL CENTER		13			13
ISLAND COAST PEDIATRICS IN-HOUSE LAB		12	1	8%	13
MINUTE CLINIC DIAGNOSTIC OF SC, LLC #42		12	1	8%	13
LAKELAND REGIONAL HEALTH GRASSLANDS		12	1	8%	13

COVID-19: testing by laboratory

Data through May 27, 2021 verified as of May 28, 2021 at 09:25 AM

Data in this report are provisional and subject to change.

The numbers in the table below represent the number of Florida and non-Florida residents for whom test results were received by the Department of Health. A person can be tested by more than one laboratory and can have both positive and negative results. **Therefore, the sum of the numbers in each column will be larger than the total number of people tested.**

Reporting lab	Inconclusive	Negative	Positive	Percent positive	Total
CROSS CARE CENTER			13	100%	13
SHELBY COUNTY HEALTH CARE CORPORATION		10	3	23%	13
AVENTURA HOSPITAL AND MEDICAL CENTER			13	100%	13
CONSULATE HEALTH CARE OF PENSACOLA			13	100%	13
URGENT MEDICAL CENTER INC		5	8	62%	13
MINUTECLINIC DIAGNOSTIC OF MINNESOTA		12	1	8%	13
SANDGATE GARDENS REHAB & NURSING CENTER		3	10	77%	13
VILLA OF KINGS AND QUEENS OF DELRAY		13			13
WANTAGH URGENT CARE		10	3	23%	13
ALACHUA COUNTY HEALTH DEPARTMENT		1	12	92%	13
VALDOSTA FAMILY MEDICINE		1	12	92%	13
CVS MINUTE CLINIC DIAGNOSTIC PA #3060		11	2	15%	13
QHG OF ENTERPRISE INC (DBA MEDICAL CTR		13			13
ST CLOUD COMPOUNDING PHARMACY & WELLNESS CENTER		12	1	8%	13
MEDEXPRESS URGENT CARE - SALEM		9	4	31%	13
CVS GA3766POCT DACULA		11	2	15%	13
COLLIER HMA PHYSICIAN MANAGEMENT, LLC		2	11	85%	13
RED MOUNTAIN DIAGNOSTICS		13			13
WORLD WRESTLING ENTERTAINMENT			13	100%	13
ADVENTHEALTH MEDICAL GROUP CARE CLINIC AT		9	4	31%	13
MISSOURI DEPARTMENT OF HEALTH AND SENIOR SERVICES			13	100%	13
EAR NOSE AND THROAT ASSOCIATES OF MANATEE, P.A.		10	3	23%	13
SOUTHEAST FAMILY HEALTHCARE CENTER			13	100%	13
AVALON MEDICAL WALK IN CLINIC			13	100%	13
ROCKLEDGE		3	10	77%	13
GLENBROOKE AT PALM BAY			13	100%	13
THE PLAZA AT PARKSQUARE		13			13
CVS NC2313POCT RALEIGH		11	2	15%	13
CVS CT2210POCT RIVERSIDE		13			13
SOMA MEDICAL CENTER PA #4			13	100%	13
MARION OAKS ASSISTED LIVING		13			13
MINUTE CLINIC LLC # 2033		11	2	15%	13
ORMOND MEDICAL ARTS		3	10	77%	13
BROOKDALE DELAND			13	100%	13
CLINICAL LABORATORY SERVICES			13	100%	13
PUTNAM COUNTY HEALTH DEPARTMENT		13			13
MINUTE-CLINIC DIAGNOSTIC OF VIRGINIA,		12	1	8%	13
MINUTECLINIC, LLC #244		12	1	8%	13
MINUTE CLINIC LLC #0169		11	2	15%	13
HEART OF FLORIDA HEALTH CENTER INC		5	8	62%	13
Sunnyside Care Center		13			13
WALGREEN #6538		13			13
ADVENTHEALTH MEDICAL GROUP INTERNAL MEDICINE AT		7	6	46%	13
CARENOW URGENT CARE-HERMITAGE		9	4	31%	13
CVS SC2736POCT MURRELLS INLET		10	3	23%	13
PHASE2 LABS	2	9	2	15%	13

COVID-19: testing by laboratory

Data through May 27, 2021 verified as of May 28, 2021 at 09:25 AM

Data in this report are provisional and subject to change.

The numbers in the table below represent the number of Florida and non-Florida residents for whom test results were received by the Department of Health. A person can be tested by more than one laboratory and can have both positive and negative results. **Therefore, the sum of the numbers in each column will be larger than the total number of people tested.**

Reporting lab	Inconclusive	Negative	Positive	Percent positive	Total
COMPASS URGENT CARE		8	5	38%	13
CURATIVE		1	12	92%	13
BRITO MEDICAL CENTER		10	2	17%	12
ACADIAN DIAGNOSTIC LABORATORIES		8	4	33%	12
CVS CT1123POCT SOUTHURY		12			12
DAU ORTHODONTICS		11	1	8%	12
JOHNS HOPKINS ALL CHILDRENS			12	100%	12
WHEELER LABORATORY		11	1	8%	12
APPLE DIAGNOSTICS LAB		5	7	58%	12
THE MARY IMOGENE BASSETT HOSPITAL		12			12
OHIO STATE UNIVERSITY MEDICAL CENTER			12	100%	12
MI2297090CV HOLLAND-23D2189684		12			12
VERITAS RESEARCH CORP			12	100%	12
SAMARITAN HOSPITAL LABORATORY		11	1	8%	12
VILLA HEALTH NH LLC		10	2	17%	12
CVS NC3319POCT CHARLOTTE		9	3	25%	12
IMMACULATE HOUSE AT COUNTRYSIDE		12			12
MEDEXPRESS URGENT CARE - FORT WORTH S		10	2	17%	12
FAMILY HEALTH CENTER AT PORT ST JOHN		4	8	67%	12
ALL CHILDREN'S HOSPITAL DEPT OF GENERAL PEDIATRICS			12	100%	12
ILLINOIS DEPARTMENT OF PUBLIC HEALTH		2	10	83%	12
GENESIS		8	4	33%	12
GEORGE W FERGUSON MD-CONCIERGE MEDICAL SERVICES PL		11	1	8%	12
MINUTECLINIC DIAGNOSTIC OF SC, LLC #7		10	2	17%	12
FAMILY MEDICINE AT LONGWOOD			12	100%	12
MEDEXPRESS URGENT CARE - MONROE		12			12
LAB UNKNOWN		1	11	92%	12
JOHN W NORRIS III MD PA	1		11	92%	12
CVS SC7556POCT WEST COLUMBIA		11	1	8%	12
ST. PETERSBURG PEDIATRICS			12	100%	12
TERRACINA LLC		6	6	50%	12
MINUTECLINIC DIAGNOSTIC OF PA, LLC (1036)		10	2	17%	12
URGENT TEAM MANAGEMENT OF TENNESSEE		10	2	17%	12
DES PLAINES CLINICAL LAB		3	9	75%	12
Westchester General Hospital			12	100%	12
COLLIER COUNTY HEALTH DEPT.		7	5	42%	12
FHCP-PORT ORANGE		3	9	75%	12
THE POTTER'S HOUSE AT CANNON POINT		12			12
MINUTECLINIC LLC #5010		10	2	17%	12
MEDEXPRESS URGENT CARE CHARLESTON		8	4	33%	12
MINUTECLINIC DIAGNOSTIC OF NEW JERSEY,		11	1	8%	12
ABSOLUTE HEALTH		11	1	8%	12
PANCARE HEALTH - WEWA ELEMENTARY			12	100%	12
IMMUNOGENOMICS LLC		8	4	33%	12
SENIOR HOME CARE INC		12			12
MINUTECLINIC DIAGNOSTIC OF TN PC #240		10	2	17%	12

COVID-19: testing by laboratory

Data through May 27, 2021 verified as of May 28, 2021 at 09:25 AM

Data in this report are provisional and subject to change.

The numbers in the table below represent the number of Florida and non-Florida residents for whom test results were received by the Department of Health. A person can be tested by more than one laboratory and can have both positive and negative results. **Therefore, the sum of the numbers in each column will be larger than the total number of people tested.**

Reporting lab	Inconclusive	Negative	Positive	Percent positive	Total
STUYVESANT URGENT CARE		12			12
ST VINCENT'S ST CLAIR		9	3	25%	12
METALABDX		12			12
PALM BEACH PATHOLOGY		9	3	25%	12
MINUTECLINIC DIAGNOSTIC OF RHODE ISLAN		12			12
MEDPRO URGENT CARE CENTER INC		12			12
SUMTER COUNTY HEALTH DEPARTMENT		7	5	42%	12
MONROE COUNTY HOSPITAL		9	3	25%	12
MAINE DEPARTMENT OF HEALTH AND HUMAN SERVICES			12	100%	12
CARROLL GARDENS URGENT CARE		12			12
DEPARTMENT OF PUBLIC HEALTH		12			12
GLEN OAKS HEALTH AND REHABILITATION CENTER			12	100%	12
Maury Regional Hospital		6	6	50%	12
MINUTECLINIC DIAGNOSTIC OF TN PC #5671		8	4	33%	12
BENSONHURST URGENT CARE		11	1	8%	12
ACCENTCARE		12			12
GUIDANCE / CARE CENTER, INC		12			12
MINUTECLINIC DIAG OF IND, LLC #2387		10	2	17%	12
ST PETER'S UNIVERSITY HOSPITAL		9	3	25%	12
CARLOS PORTU MD, PLLC			12	100%	12
STPET		10	2	17%	12
CARE FAST MURABELLA		7	5	42%	12
Highland Pines Health and Rehab		11	1	8%	12
LONGWOOD PEDIATRICS LLC			12	100%	12
TMH PHYSICIAN PARTNERS - MONTICELLO		10	2	17%	12
FAMILY MEDICINE AT HUNTERS CREEK		12			12
MEDEXPRESS URGENT CARE - MAPLE DRIVE		11	1	8%	12
ENCOMPASS HEALTH REHABILITATION HOSPITAL OF NORTH		12			12
UNIVERSITY MEDICAL CENTER		8	4	33%	12
LIFE CARE OF PORT SAINT LUCIE		3	9	75%	12
CVS CA9963POCT SAN DIEGO		12			12
MERIDIAN AT WATERWAYS, THE		10	2	17%	12
FLORIDA DEPARTMENT OF HEALTH WASHINGTON COUNTY		7	5	42%	12
KEY TRAINING CENTER		1	11	92%	12
CULVER-STOCKTON COLLEGE		10	2	17%	12
MINUTECLINIC, LLC #09202		10	2	17%	12
CVS MA1022POCT CAMBRIDGE		12			12
ONEIDA HEALTHCARE CENTER		10	2	17%	12
FAMILY PRACTICE OF DAVIE INC			12	100%	12
BAYONET POINT HOSPITAL			12	100%	12
BROWARD DIALYSIS			12	100%	12
ORLANDO FAMILY MEDICAL INC		12			12
AMERICAN HOUSE FORT MYERS		12			12
HEWLETT URGENT CARE, PLLC		12			12
CVS MINUTE CLINIC DIAGNOSTIC OF TEXAS,LLC		10	2	17%	12
CVS NJ617POCT CEDAR GROVE		11	1	8%	12

COVID-19: testing by laboratory

Data through May 27, 2021 verified as of May 28, 2021 at 09:25 AM

Data in this report are provisional and subject to change.

The numbers in the table below represent the number of Florida and non-Florida residents for whom test results were received by the Department of Health. A person can be tested by more than one laboratory and can have both positive and negative results. **Therefore, the sum of the numbers in each column will be larger than the total number of people tested.**

Reporting lab	Inconclusive	Negative	Positive	Percent positive	Total
IREPERTOIRE_MOL_LAB		12			12
PASSPORT HEALTH			12	100%	12
MINUTECLINIC, LLC, DBA MINUTECLINIC #4		11	1	8%	12
MINUTECLINIC #8760		12			12
VIBRANT AMERICA		10	2	17%	12
VILLAGES HEALTH, THE		6	6	50%	12
COLISEUM MED CTR LLC/COLISEUM MED CTRS		9	3	25%	12
FLORIDA DEPT OF HEALTH		4	8	67%	12
SUWANNEE COUNTY JAIL		11	1	8%	12
CVS MA594POCT FALMOUTH		11	1	8%	12
MERCY HEALTH—MUSKEGON		7	5	42%	12
VITALANT		1	11	92%	12
Rosewood Healthcare and Rehabilitation Center		5	7	58%	12
FRESENIUS KIDNEY CARE DUNEDIN			12	100%	12
LEON CHD		12			12
GULF COAST REGIONAL BLOOD CENTER			12	100%	12
BROOKDALE CITRUS			12	100%	12
WOODLAND TOWERS		6	6	50%	12
MEDEXPRESS URGENT CARE - BEECH GROVE		11	1	8%	12
SEACOAST PATHOLOGY PROFESSIONAL ASSOC		10	1	9%	11
BAYSIDE URGENT CARE CENTER INC		1	10	91%	11
NIGHT LITE PEDIATRICS CENTER, LLC		1	10	91%	11
WATSON HEALTHCARE		8	3	27%	11
WINTER PARK CARE AND REHABILITATION			11	100%	11
UF HEALTH		1	10	91%	11
NHC HealthCare Anniston		11			11
CVS SC7334POCT LEXINGTON		10	1	9%	11
PRIMECARE ACQUISITION FAMILY PRACTICE INC		11			11
CVS IL8747POCT CHICAGO		10	1	9%	11
JBSA-SAM HOUSTON			11	100%	11
CREATIVE TESTING SOLUTIONS		4	7	64%	11
DMH STEINHATCHEE FAMILY MEDICINE		8	3	27%	11
MINUTECLINIC, LLC #1470		10	1	9%	11
CVS M08590POCT KANSAS CITY		7	4	36%	11
FHPG_EXP CARE W HILLSBOROUGH		1	10	91%	11
BIOTECH CLINICAL LABORATORIES, INC.		1	10	91%	11
AZALEA HEALTH		2	9	82%	11
APPALACHIAN REGIONAL HEALTHCARE SYSTEM		10	1	9%	11
CVS TX7827POCT ROUND ROCK		11			11
WALGREENS #03287		11			11
CVS CA9165POCT SAN DIEGO		11			11
WELLSTAR ATLANTA MEDICAL CENTER LABORA		10	1	9%	11
SOMA MEDICAL CENTER MD PA #7 PEDIATRICS			11	100%	11
PHYSICIANS REGIONAL MEDICAL CTR - COLLIER BLVD			11	100%	11
COMMUNITY MEDICAL AND DENTAL CARE INC		11			11
LONG ISLAND JEWISH FOREST HILLS HOSPITAL		11			11

COVID-19: testing by laboratory

Data through May 27, 2021 verified as of May 28, 2021 at 09:25 AM

Data in this report are provisional and subject to change.

The numbers in the table below represent the number of Florida and non-Florida residents for whom test results were received by the Department of Health. A person can be tested by more than one laboratory and can have both positive and negative results. **Therefore, the sum of the numbers in each column will be larger than the total number of people tested.**

Reporting lab	Inconclusive	Negative	Positive	Percent positive	Total
VIRTUA WEST JERSEY HOSPITAL VORHEES		9	2	18%	11
CARINGTON MANOR		11			11
WINDSOR OF GAINESVILLE		11			11
ELLIS HOSPITAL LABORATORY		10	1	9%	11
ADVENTHEALTH ORLANDO INTERNATIONAL AIRPORT		1	10	91%	11
DEPT OF VA MEDICAL CENTER - RICHMOND		10	1	9%	11
NIGHT LITE PEDIATRICS CENTER		1	10	91%	11
INVESCLINIC US, LLC		11			11
TROPICANA		5	6	55%	11
ORLANDO HEALTH PHYSICIAN ASSOCIATES		4	7	64%	11
CREATIVE PHARMACY SOLUTIONS EAST		11			11
UNIVERSITY CENTRA CARE		10	1	9%	11
NORTH OKALOOSA PHYSICIAN GROUP		10	1	9%	11
MOUNT DORA PEDIATRICS		9	2	18%	11
CVS MA1852POCT MEDWAY		11			11
WALK-IN MEDICAL CARE			11	100%	11
NORTHSIDE HOSPITAL ATLANTA		4	7	64%	11
CVS MINUTE CLINIC DIAGNOSTIC MED GRP OF CAL		10	1	9%	11
BERRYHILL MANOR		11			11
ILLINOIS DEPT OF PUBLIC HEALTH LAB - SPRINGFIELD			11	100%	11
CVS CT1109POCT BETHEL		11			11
CVS NC7051POCT WAKE FOREST		11			11
ASSOCIATES MD CYPRESS CREEK			11	100%	11
REDMED CLINIC OF ARLINGTON		10	1	9%	11
KINGSWAY MEDICAL CENTER INC		8	3	27%	11
PRIME MEDICAL CARE, LLC		11			11
THE TERRACE OF SAINT CLOUD		9	2	18%	11
CARENOW URGENT CARE-GREEN HILLS		10	1	9%	11
MEDICAL ASSOCIATES OF ENGLEWOOD PC		10	1	9%	11
CVS NJ715POCT WAYNE		11			11
Charles George VAMC		11			11
St. Annes Nursing Center, St. Annes Residence, Inc.		11			11
WEST DADE PEDIATRICS			11	100%	11
AIM LABORATORIES			11	100%	11
CHARLOTTE COUNTY HEALTH DEPARTMENT	1	5	5	45%	11
SEMINOLE COUNTY CORRECTIONAL FACILITY		1	10	91%	11
URGENT CARE OF LONGWOOD		1	10	91%	11
MEDICAL CENTER AFFILIATES WEST PALM			11	100%	11
Woodstock Nursing and Rehabilitation Center		11			11
CUMBERLAND HEIGHTS		11			11
URGENT TEAM - HUNTSVILLE		9	2	18%	11
SEMORAN FAMILY HEALTH LLC		10	1	9%	11
NEW HAMPSHIRE DEPARTMENT OF HEALTH AND HUMAN SERVICES		3	8	73%	11
CARENOW URGENT CARE-MT JULIET		8	3	27%	11
PINELLAS COUNTY HEALTH DEPARTMENT		2	9	82%	11
CVS GA2236POCT WOODSTOCK		11			11

COVID-19: testing by laboratory

Data through May 27, 2021 verified as of May 28, 2021 at 09:25 AM

Data in this report are provisional and subject to change.

The numbers in the table below represent the number of Florida and non-Florida residents for whom test results were received by the Department of Health. A person can be tested by more than one laboratory and can have both positive and negative results. **Therefore, the sum of the numbers in each column will be larger than the total number of people tested.**

Reporting lab	Inconclusive	Negative	Positive	Percent positive	Total
WYCLIFFE BIBLE TRANSLATORS		11			11
MONTEFIORE MEDICAL CENTER LABORATORIES - NORTH		11			11
KIDSVILLE PEDIATRICS			11	100%	11
CVS IL8751POCT CHICAGO		11			11
CVS MA299POCT WORCESTER		11			11
CVS TX7151POCT HUMBLE		9	2	18%	11
CRITICAL MASS GATHERING MEDICINE PLLC		11			11
WALK IN MEDICAL URGENT CARE PC		11			11
TELEVISIT PALM BAY FAMILY PRACTICE		9	2	18%	11
CARENOW URGENT CARE - EAST NASHVILLE		9	2	18%	11
URGENT CARE CENTER AT PINNACLE		4	7	64%	11
BOCA RATON REGIONAL HOSPITAL LAB			11	100%	11
GENOPTIX MEDICAL LABORATORY		10	1	9%	11
CVS MA2172POCT NORTH GRAFTON		11			11
CAREATC NEXTERA HEALTH CENTER / GO			11	100%	11
New York Harbor Harbor HCS - Brooklyn Campus		10	1	9%	11
VITAS HEALTH INC		5	6	55%	11
ASSOCIATES IN MEDICINE		7	4	36%	11
RIVERVIEW REGIONAL MEDICAL CENTER		9	2	18%	11
ATHENS VETERINARY DIAGNOSTIC LABORATOR		11			11
45TH 1		11			11
CVS SC4286POCT EASLEY		5	6	55%	11
CVS PA233POCT NEWTOWN SQUARE		11			11
USCG ABBOTT BINAXNOW		6	5	45%	11
MINUTECLINIC MINUTECLINIC #4977		7	4	36%	11
CVS NJ862POCT MARLBORO		10	1	9%	11
HEALTH NETWORK LABORATORIES		7	4	36%	11
IPSUM DIAGNOSTICS LLC		11			11
NASCAR EVENT MANAGEMENT, LLC		11			11
CELEBRATION PEDIATRICS PA			11	100%	11
COLLIER BLVD HMA PHYSICIAN MANAGEMENT,, LLC			11	100%	11
CVS MD2956POCT NEW MARKET		10	1	9%	11
LUXOR SCIENTIFIC LLC		1	10	91%	11
ST JOSEPHS HOSPITAL PATHOLOGY LAB		8	3	27%	11
MICHIGAN DEPARTMENT OF COMMUNITY HEALTH		1	10	91%	11
CROSSROADS URGENT CARE, PLLC		11			11
NASSAU UNIVERSITY MEDICAL CENTER DEPT		10	1	9%	11
TRIDENT BIOMETRICS		10	1	9%	11
VETERANS AFFAIRS MEDICAL CENTER - OUTPATIENT			11	100%	11
CVS NC5591POCT STATESVILLE		9	2	18%	11
NORTHEAST FLORIDA HEALTH SERVICES, INC DBA FAMILY HEALTH SOURCE			11	100%	11
EXPRESS TEST			11	100%	11
CLAYMED OF NORTH FLORIDA			11	100%	11
PHOEBE PUTNEY MEMORIAL HOSPITAL		11			11
MEDEXPRESS URGENT CARE PARKERSBURG		9	2	18%	11
CVS OH2342POCT WEST CHESTER		9	2	18%	11

COVID-19: testing by laboratory

Data through May 27, 2021 verified as of May 28, 2021 at 09:25 AM

Data in this report are provisional and subject to change.

The numbers in the table below represent the number of Florida and non-Florida residents for whom test results were received by the Department of Health. A person can be tested by more than one laboratory and can have both positive and negative results. **Therefore, the sum of the numbers in each column will be larger than the total number of people tested.**

Reporting lab	Inconclusive	Negative	Positive	Percent positive	Total
WALGREENS - STORE #9479		9	2	18%	11
MONROE COUNTY FIRE RESCUE		10	1	9%	11
NORTH PINELLAS CHILDRENS MEDICAL CENTER INC			11	100%	11
METHODIST HOSPITAL			11	100%	11
MEDEXPRESS URGENT CARE - WINCHESTER GATEWAY		9	2	18%	11
ALCOVE ASSISTED LIVING FACILITY		11			11
UMHC/SYLVESTER AT KENDALL		1	10	91%	11
MINUTE CLINIC LLC #4017		11			11
BELLE GLADES HEALTH CLINIC			10	100%	10
NEW JERSEY DEPARTMENT OF HEALTH COMMUNICABLE DISEASE SERVICE		3	7	70%	10
WALGREENS #07589		9	1	10%	10
VETERNANS ADMINISTRATION			10	100%	10
ROSEMONT GARDENS INC		9	1	10%	10
MAINSTREET FAMILY CARE			10	100%	10
CARESOUTH HHA HOLDINGS OF THE BAY AREA LLC		10			10
MEDICAL CENTER, THE		9	1	10%	10
CVS TX7825POCT FRISCO		8	2	20%	10
VENICE GREEN VILLAGE		3	7	70%	10
WILLIAMSBURGH CHAI CARE		9	1	10%	10
HIGH TOWER ALF LLC		9	1	10%	10
MOSOLF PEDIATRICS			10	100%	10
MINUTECLINIC DIAGNOSTIC OF NEVADA #87		5	5	50%	10
MINUTECLINIC DIAGNOSTIC OF VIRGINIA, LLC #1656		10			10
CORONA PATHOLOGY		10			10
MINUTECLINIC DIAG OF IND LLC #8651		9	1	10%	10
MINUTECLINIC DIAGNOSTIC OF NORTH CAROLINA PC #5341		7	3	30%	10
BETTER AT HOME		10			10
BREVARD FAMILY WALK IN CLINIC			10	100%	10
WALGREENS #10972	1	9			10
CVS TN7289POCT SIGNAL MOUNTAIN		10			10
PRORENATA LABS		2	8	80%	10
ORLANDO MEDICAL CENTER PL		1	9	90%	10
MINUTECLINIC DIAGNOSTIC OF OHIO #4401		10			10
ARCHBOLD MEMORIAL HOSPITAL/LAB		3	7	70%	10
MINUTECLINIC #2860		7	3	30%	10
ST JOSEPH'S HOSPITAL NORTH LABORATORY			10	100%	10
FLORIDA CLINICAL LAB		1	9	90%	10
JOHN T MATHER MEMORIAL HOSPITAL LABORATORY		9	1	10%	10
PALMS WEST HOSPITAL			10	100%	10
NEUROSCIENCE AND SPINE ASSOCIATES, PL		8	2	20%	10
MEDEXPRESS URGENT CARE-KATY		7	3	30%	10
BROOKDALE PANAMA CITY		9	1	10%	10
TENNESSEE DEPARTMENT OF HEALTH (TDH) - CENTRAL LABORATORY		2	8	80%	10
SUPERIOR RESIDENCES OF CLERMONT		2	8	80%	10
MIAMI COMPREHENSIVE MEDICINE GROUP PA		4	6	60%	10
NORTHSHORE UNIVERSITY HEALTHSYSTEM EVANSTON HOSPITAL LAB			10	100%	10

COVID-19: testing by laboratory

Data through May 27, 2021 verified as of May 28, 2021 at 09:25 AM

Data in this report are provisional and subject to change.

The numbers in the table below represent the number of Florida and non-Florida residents for whom test results were received by the Department of Health. A person can be tested by more than one laboratory and can have both positive and negative results. **Therefore, the sum of the numbers in each column will be larger than the total number of people tested.**

Reporting lab	Inconclusive	Negative	Positive	Percent positive	Total
MEDEXPRESS URGENT CARE - WASHINGTON		8	2	20%	10
PBC PREMIER FAMILY HEALTH			10	100%	10
CVS PHARMACY #8800		8	2	20%	10
MEDEXPRESS URGENT CARE - FAYETTEVILLE		8	2	20%	10
Avalon Healthcare and Rehabilitation Center			10	100%	10
MINUTE CLINIC DIAGNOSTIC OF VIRGINIA, LLC #7543		8	2	20%	10
JACKSON CLINIC PA,THE		6	4	40%	10
BRANDON REGIONAL EMERGENCY CTR			10	100%	10
CHIEFLAND MEDICAL CENTER LLC			10	100%	10
ALBANY MEDICAL CENTER		9	1	10%	10
ENCOMPASS HEALTH REHABILITATION HOSPI		10			10
SAVANNAH MANOR ASSISTED LIVING COMMUNITY			10	100%	10
MEDEXPRESS URGENT CARE, JOHNSTOWN		9	1	10%	10
DOMINICAN COLLEGE STUDENT HEALTH CENTE		8	2	20%	10
FLEMING ISLAND CENTER FOR CLINICAL RESEARCH		10			10
PEACE OF MIND REHAB CENTER		10			10
RPC@HODGES		2	8	80%	10
LEHIGH REGIONAL MEDICAL CENTER LABORATORY		4	6	60%	10
DEPARTMENT OF HEALTH AND HUMAN SERVICES LANSING			10	100%	10
SONATA VERO BEACH		10			10
CVS MA507POCT LEOMINSTER		8	2	20%	10
CVS PHARMACY NO 274		9	1	10%	10
BROWARD HEALTH CARE			10	100%	10
PLYMOUTH HARBOR INCORPORATED		9	1	10%	10
GLADES COUNTY DETENTION CENTER		1	9	90%	10
ELEMENT PRIMARY CARE LLC		9	1	10%	10
SARASOTA PERSONAL MEDICINE		7	3	30%	10
DOH-TAMPA BRANCH LABORATORY (MLK BLVD)		4	6	60%	10
GILCHRIST COUNTY FIRE DEPARTMENT		4	6	60%	10
MOLECULAR PATHOLOGY LABORATORY			10	100%	10
CBC LAB		3	7	70%	10
ALABAMA MEDICAL GROUP		10			10
COMMUNITY HEALTH CENTER		2	8	80%	10
ANY LAB TEST NOW INC			10	100%	10
OKLAHOMA STATE DEPARTMENT OF HEALTH-PUBLIC HEALTH LABORATORY			10	100%	10
EMERGENCY MEDICAL CENTER		4	6	60%	10
BROOKDALE WEST MELBOURNE			10	100%	10
SOUTH FLORIDA ENT ASSOCIATES, INC			10	100%	10
KEY WEST URGENT CARE, INC		3	7	70%	10
FLORIDA SCHOOL FOR THE DEAF AND THE BLIND		1	9	90%	10
MINUTE CLINIC LLC #1448		9	1	10%	10
CHEMISYS LABORATORIES		2	8	80%	10
VILLAGE PLACE HEALTH AND REHAB		9	1	10%	10
LAWRENCE TECHNOLOGICAL UNIVERSITY		10			10
VASCONCELLO COHEN MD PA		9	1	10%	10
SOUTHEASTERN PEDIATRIC ASSOCIATES			10	100%	10

COVID-19: testing by laboratory

Data through May 27, 2021 verified as of May 28, 2021 at 09:25 AM

Data in this report are provisional and subject to change.

The numbers in the table below represent the number of Florida and non-Florida residents for whom test results were received by the Department of Health. A person can be tested by more than one laboratory and can have both positive and negative results. **Therefore, the sum of the numbers in each column will be larger than the total number of people tested.**

Reporting lab	Inconclusive	Negative	Positive	Percent positive	Total
NOT INDICATED		1	9	90%	10
HCR MANORCARE		10			10
NATURE COAST REGIONAL MEDICAL CENTER		1	9	90%	10
ACCESS PHARMACY		10			10
CVS TN4624POCT KNOXVILLE		9	1	10%	10
PALM BEACH CDH - DELRAY BEACH			10	100%	10
MINUTECLINIC DIAGNOSTIC OF TN PC #242		7	3	30%	10
PM PEDIATRICS OF BAYSIDE PLLC		10			10
CVS DC1340POCT WASHINGTON		10			10
WALGREENS # 09788		9	1	10%	10
MEDEX REGIONAL LABORATORIES LLC		1	9	90%	10
PIEDMONT HENRY HOSPITAL, INC		10			10
Chestnut Park Rehabilitation and Nursing Center		10			10
IU HEALTH PATHOLOGY		1	9	90%	10
Centrastate Medical Center		9	1	10%	10
NORTON HEALTHCARE			10	100%	10
WELLSTAR WEST GEORGIA MEDICAL CENTER		9	1	10%	10
PRIMARY CARE SPECIALISTS OF ORLANDO		9	1	10%	10
PANCARE HEALTH - VERNON ELEMENTARY			10	100%	10
GO PATH LABORATORIES			10	100%	10
LAKE PEDIATRICS			10	100%	10
ARBORS OF GULF BREEZE, THE		8	2	20%	10
MINUTECLINIC DIAGNOSTIC OF NORTH CAROLINA PC #7054		7	3	30%	10
CITY OF TALLAHASSEE		10			10
EXCEL URGENT CARE OF PARAMUS LLC		10			10
LAKE BALDWIN CBOC		9	1	10%	10
KR AT COLLEGE HARBOR		10			10
MEDICAL LABORATORY DIAGNOSTICS			10	100%	10
CHILDREN'S HEALTHCARE OF ATLANTA/EGLESTON		10			10
MINUTECLINIC DIAGNOSTIC OF OHIO #6192		8	2	20%	10
BEAUMONT LABORATORY			10	100%	10
NORTHEAST ALABAMA REGIONAL MEDICAL CENTER		7	3	30%	10
MINUTE CLINIC INCORPORATE		10			10
SIMPLE LABORATORIES LLC		10			10
MEDEXPRESS URGENT CARE-PETERS TWP		9	1	10%	10
MINUTECLINIC DIAGNOSTIC OF OHIO #3407		9	1	10%	10
CHRISTUS ST VINCENT LABORATORY - ZIA		10			10
ALABAMA DEPARTMENT OF PUBLIC HEALTH		1	9	90%	10
MINUTECLINIC #2797		10			10
MILLER COUNTY HOSPITAL		9			9
SANITAS LAUDERDALE LAKES			9	100%	9
PBSO HEALTH AND WELLNESS CENTER		1	8	89%	9
CVS M08556POCT KANSAS CITY		8	1	11%	9
PALM BAY URGENT CARE PL		1	8	89%	9
KINDRED_AIMS		9			9
MINUTE-CLINIC DIAGNOSTIC OF VIRGINIA, LLC #3949		9			9

COVID-19: testing by laboratory

Data through May 27, 2021 verified as of May 28, 2021 at 09:25 AM

Data in this report are provisional and subject to change.

The numbers in the table below represent the number of Florida and non-Florida residents for whom test results were received by the Department of Health. A person can be tested by more than one laboratory and can have both positive and negative results. **Therefore, the sum of the numbers in each column will be larger than the total number of people tested.**

Reporting lab	Inconclusive	Negative	Positive	Percent positive	Total
PHYSICIANS FOR CHILDREN			9	100%	9
CAYUGA COUNTY HEALTH DEPARTMENT		8	1	11%	9
BIRMINGHAM VAMC		5	4	44%	9
OUR HOME AT BEACON HILL			9	100%	9
NORTHWEST FLORIDA COMMUNITY HOSPITAL LABORATORY		8	1	11%	9
WESTCHESTER GENERAL HOSPITAL BLOOD GAS LAB			9	100%	9
CAPE REGIONAL URGENT CARE		9			9
CORE OCCUPATIONAL RESOURCES, LLC		5	4	44%	9
HEALTH AND WELLNESS CENTER		1	8	89%	9
CVS PA4077POCT BELLE VERNON		9			9
MOULTRIE CREEK NURSING AND REHAB			9	100%	9
MINUTECLINIC DIAGNOSTIC MED GRP OF CA		8	1	11%	9
GLEN FALLS HOSPITAL DEPARTMENT OF PATHOLOGY		8	1	11%	9
BRENNITY AT VERO BEACH, THE			9	100%	9
DASCENA LABORATORY			9	100%	9
CVS NC3803POCT MOORESVILLE		8	1	11%	9
THE READING HOSPITAL & MEDICAL CENTER			9	100%	9
INDIANA STATE DEPARTMENT OF HEALTH LABORATORIES			9	100%	9
ST VINCENT'S CHILTON		7	2	22%	9
FLORIDA HEART AND VASCULAR MULTISPECIALTY GROUP		8	1	11%	9
MINUTECLINIC LLC (2335)		8	1	11%	9
MEDEXPRESS URGENT CARE - HOLLINS		8	1	11%	9
BEAUMONT EMERGENCY CENTER			9	100%	9
EP LTC PHARMACY		7	2	22%	9
MEDERI CARETENDERS VS OF SE FL LLC DBA		8	1	11%	9
Consulate Health Care of Brandon		7	2	22%	9
MEDEXPRESS URGENT CARE - STATE COLLEGE		7	2	22%	9
SUNCREST OMNI		9			9
PUTNAM FAMILY CARE INC		3	6	67%	9
MINUTE CLINIC DIAGNOSTIC OF MICHIGAN PC		9			9
ENCOMPASS HOME HEALTH OF THE SOUTHEAST LLC		9			9
CVS TX10016POCT PRINCETON		9			9
URGENT TEAM - NASHVILLE		8	1	11%	9
HARMONIOUS HOME HEALTH, LLC		9			9
Louis Stokes Cleveland VA - Midtown Dialysis Center		9			9
WALGREENS #09304		7	2	22%	9
MINUTECLINIC OF NEVADA-2955 S FT APACH		9			9
HOME CARE PHARMACY OF PALM COAST INC		9			9
Sunset Lake Health and Rehabilitation Center		8	1	11%	9
LEMOYNE COLLEGE WELLNESS CENTER FOR		9			9
PENSACOLA CLUSTER			9	100%	9
REMISE OCCUPATIONAL HEALTH SOLUTIONS INC			9	100%	9
TRINITY PEDIATRICS			9	100%	9
STATEN ISLAND CHAI CARE		8	1	11%	9
WALGREENS #11378		9			9
CVS NC6402POCT DAVIDSON		6	3	33%	9

COVID-19: testing by laboratory

Data through May 27, 2021 verified as of May 28, 2021 at 09:25 AM

Data in this report are provisional and subject to change.

The numbers in the table below represent the number of Florida and non-Florida residents for whom test results were received by the Department of Health. A person can be tested by more than one laboratory and can have both positive and negative results. **Therefore, the sum of the numbers in each column will be larger than the total number of people tested.**

Reporting lab	Inconclusive	Negative	Positive	Percent positive	Total
MINUTECLINIC, LLC #1452		8	1	11%	9
ST CHARLES HOSPITAL LABORATORY		9			9
CVS MINUTE CLINIC DIAGNOSTIC OF KANSAS, PA		9			9
CLEARWATER PEDIATRIC CARE		1	8	89%	9
PEDIATRIC HEALTH CARE ALLIANCE			9	100%	9
COMPASS PROVIDENCE URGENT CARE LLLP			9	100%	9
Baptist Village Retirement Communities		9			9
BUENA VIDA ESTATES			9	100%	9
SUNSHINE STATE DIALYSIS			9	100%	9
CVS PA10034POCT PITTSBURGH		9			9
CVS CA9721POCT ARCADIA		9			9
JUPITER CLINIC			9	100%	9
MEDEXPRESS URGENT CARE, CHAMBERSBURG		8	1	11%	9
CVS MINUTE CLINIC DIAGNOSTIC OF NEW JERSEY		9			9
MIDWAY SPECIALTY CARE CENTER INC		9			9
RANDOLPH DIABETES AND WELLNESS		8	1	11%	9
MEDEXPRESS URGENT CARE - SWANSEA, N ILLINOIS ST		8	1	11%	9
CVS OH3476POCT TIPP CITY		8	1	11%	9
MEDHELP NARROWS		9			9
CVS MA1845POCT WILMINGTON		8	1	11%	9
CVS IN6551POCT MOORESVILLE		7	2	22%	9
CVS OH3458POCT BEAVERCREEK		9			9
SYNEXUS CLINICAL RESEARCH US INC		2	7	78%	9
DIXITKUMAR N MODI MD PA			9	100%	9
ADVENTHEALTH MEDICAL GROUP ADULT AND SENIOR HEALTH		4	5	56%	9
TIFT REGIONAL HLTH SYSTEM, INC DBA SOU		9			9
CITYMD		1	8	89%	9
WALGREENS #10264		9			9
FLORIDA ADDICTION AND RECOVERY CENTER INC		9			9
AFC/DOCTORS EXPRESS NORTH BERGEN		7	2	22%	9
SV DIAGNOSTIC LAB			9	100%	9
PONTE VEDRA PLASTIC SURGERY		9			9
MEDEXPRESS ELKINS		9			9
PRECISION GENETICS			9	100%	9
FLORIDA CENTER FOR DERMATOLOGY LABORATORY			9	100%	9
ST. CLOUD PHARMACY AND WELLNESS CENTER		5	4	44%	9
BAYFRONT HEALTH ST PETERSBURG		8	1	11%	9
CIAN DIAGNOSTICS			9	100%	9
CVS PA1074POCT KENNETT SQUARE		8	1	11%	9
MONROE URGENT CARE		8	1	11%	9
SCHOOL OF PHARMACY AND PHARMACEUTICAL		9			9
WADSWORTH CENTER - DAVID AXELROD INSTITUTE		8	1	11%	9
MEDEXPRESS URGENT CARE - HOT SPRINGS		9			9
CVS TX4397POCT CYPRESS		9			9
DISCOVERY VILLAGE AT STUART		5	4	44%	9
FLORIDA MENTOR		7	2	22%	9

COVID-19: testing by laboratory

Data through May 27, 2021 verified as of May 28, 2021 at 09:25 AM

Data in this report are provisional and subject to change.

The numbers in the table below represent the number of Florida and non-Florida residents for whom test results were received by the Department of Health. A person can be tested by more than one laboratory and can have both positive and negative results. **Therefore, the sum of the numbers in each column will be larger than the total number of people tested.**

Reporting lab	Inconclusive	Negative	Positive	Percent positive	Total
UCARE			9	100%	9
WALGREENS #09475		8	1	11%	9
ADVENTHEALTH CAR CENTER APOPKA			9	100%	9
WATERFORD AT CREEKSIDE, THE			9	100%	9
LAB DISTRICT, INC		9			9
MEDEXPRESS URGENT CARE - IRVING		9			9
MOBILE RESPONSE DIAGNOSTICS LLC		8	1	11%	9
CALIFORNIA DEPARTMENT OF PUBLIC HEALTH		3	6	67%	9
COMPREHENSIVE CLINICAL RESEARCH, LLC			9	100%	9
CVS TX1104POCT ALLEN		8	1	11%	9
WINTER PARK INTERNAL MEDICINE MD PA		7	2	22%	9
CVS RI1717POCT 1 CVS DR			9	100%	9
CHAPTERS HEALTH HOSPICE		9			9
NORTHSIDE HOSPITAL		2	7	78%	9
MINUTE CLINIC DIAGNOSTIC OF PENNSYLVANIA		9			9
ORLANDO FAMILY PHYSICIANS			9	100%	9
NORTHSIDE MEDICAL CENTER		9			9
WINDSOR OF SAN PABLO, THE		6	3	33%	9
CVS IN3975POCT JEFFERSONVILLE		6	3	33%	9
OSWEGO HOSPITAL LABORATORY		8	1	11%	9
Nashville Central Laboratory		9			9
CVS OH6123POCT CINCINNATI		6	3	33%	9
UHEALTH UNIVERSITY OF MIAMI			9	100%	9
MARINA ISLE ASSISTED LIVING		9			9
ACCESS CARE MEDICAL GROUP LLC		2	7	78%	9
SOUTHEAST GEORGIA HEALTH SERVICES, LLC		9			9
NEMOURS CHILDREN'S PRIMARY CARE VERO BEACH			9	100%	9
MINUTECLINIC DIAG OF IND, LLC #10190		8	1	11%	9
LOREY ALF		9			9
FLORIDA HOSPITAL WINTER PARK		7	2	22%	9
MAGNOLIA MANOR			9	100%	9
ALLIANCE HEALTH AND REHABILITATION CENTER		9			9
MEDEXPRESS URGENT CARE - STAUNTON		5	4	44%	9
GCPM MANUAL MICROBIOLOGY		1	8	89%	9
PATEL MEDICAL VENTURES		8	1	11%	9
CVS MD1881POCT DUNKIRK		9			9
MEDICANA NURSING AND REHAB CENTER			9	100%	9
CENTREX CLINICAL LABS INC		9			9
MEDEXPRESS URGENT CARE - BATTLE CREEK		6	3	33%	9
MEDEXPRESS URGENT CARE - RICHMOND, NINE MILE RD		8	1	11%	9
CVS NC3853POCT BURLINGTON		7	2	22%	9
ORLANDO HEALTH PHYSICIAN GROUP INC		6	3	33%	9
SKR MEDICAL ADVISORS		9			9
MINUTECLINIC DIAGNOSTIC OF KANSAS PA		9			9
CVS IN6654POCT INDIANAPOLIS		8	1	11%	9
GULF COAST PEDIATRICS OF SARASOTA PA		2	7	78%	9

COVID-19: testing by laboratory

Data through May 27, 2021 verified as of May 28, 2021 at 09:25 AM

Data in this report are provisional and subject to change.

The numbers in the table below represent the number of Florida and non-Florida residents for whom test results were received by the Department of Health. A person can be tested by more than one laboratory and can have both positive and negative results. **Therefore, the sum of the numbers in each column will be larger than the total number of people tested.**

Reporting lab	Inconclusive	Negative	Positive	Percent positive	Total
SCOTTS PHARMACY		8	1	11%	9
SUPREME LABORATORY			9	100%	9
CVS CT718POCT ANSONIA		9			9
CVS MA394POCT SEEKONK		9			9
CANDLER HOSPITAL PATHOLOGY LABORATORY		7	2	22%	9
NORTHERN DUTCHESS HOSPITAL LABORATORY		7	2	22%	9
HEALTHY MINORS PEDIATRIC URGENT CARE		7	2	22%	9
CHILDREN'S HEALTH CENTER INC.		7	2	22%	9
ADVENTHEALTH MEDICAL GROUP FAMILY AND INTERNAL		8	1	11%	9
ROSECASTLE			9	100%	9
SOUTHERN CORRECTIONAL MEDICINE LLC		9			9
FHPG_EXP CARE PALM HARBOR			9	100%	9
CVS GA7064POCT STOCKBRIDGE		9			9
VAIL VALLEY MEDICAL CENTER			9	100%	9
CVS MINUTE CLINIC DIAG OF IND LLC #5206		8	1	11%	9
OMNI			9	100%	9
MINUTECLINIC # 21110		7	2	22%	9
ETHOS LABORATORIES		7	2	22%	9
MINUTECLINIC, LLC #03268		8	1	11%	9
MINUTE CLINIC #8979		8	1	11%	9
NORTHSIDE GWINNETT HOSPITAL		8	1	11%	9
INSPIRED LIVING AT PALM BAY		7	2	22%	9
MIDMICHIGAN MEDICAL CENTER			9	100%	9
CVS GA2841POCT LAWRENCEVILLE		9			9
MANATEE COUNTY CENTRAL JAIL		9			9
NITIN BAWA PROFESSIONAL ASSOCIATES			9	100%	9
DOTHAN PEDIATRIC CLINIC			8	100%	8
MAGNOLIA PEDIATRICS GROUP LLC			8	100%	8
MEDEXPRESS URGENT CARE - GLENDALE		8			8
CVS IL8750POCT CHICAGO		6	2	25%	8
URGENT TEAM - MUSCLE SHOALS		8			8
FLORIDA DEPARTMENT OF HEALTH IN SARASOTA COUNTY		7	1	13%	8
VERMONT DEPARTMENT OF HEALTH		1	7	88%	8
SALINE CARE NURSING & REHABILITATION CENTER		8			8
MEDEXPRESS URGENT CARE - YORK		5	3	38%	8
ST CLOUD PHYSICIAN MANAGMENT LLC		7	1	13%	8
MINUTECLINIC DIAG OF IND, LLC #6648		6	2	25%	8
MEDEXPRESS URGENT CARE MORGANTOWN		8			8
BARTON PARKER OD PC		8			8
THE WOLFF CENTER FOR CHILD & ADOLESCENT HEALTH			8	100%	8
SEA LEVEL LABS			8	100%	8
MINUTECLINIC DIAGNOSTIC OF OHIO #7790		6	2	25%	8
PANCARE HEALTH - KATE SMITH ELEMENTARY		1	7	88%	8
FHCP-ORANGE CITY			8	100%	8
CVS KY4779POCT LOUISVILLE		6	2	25%	8
MINUTECLINIC DIAGNOSTIC OF KENTUCKY		8			8

COVID-19: testing by laboratory

Data through May 27, 2021 verified as of May 28, 2021 at 09:25 AM

Data in this report are provisional and subject to change.

The numbers in the table below represent the number of Florida and non-Florida residents for whom test results were received by the Department of Health. A person can be tested by more than one laboratory and can have both positive and negative results. **Therefore, the sum of the numbers in each column will be larger than the total number of people tested.**

Reporting lab	Inconclusive	Negative	Positive	Percent positive	Total
VENTURA HEALTH AND REHABILITATION CENTER		7	1	13%	8
Florida Clinical Laboratory		1	7	88%	8
DOH JACKSONVILLE CENTRAL LABORATORY		3	5	63%	8
LAB UNKNOWN		6	2	25%	8
Edward Hines, Jr. VA Hospital		7	1	13%	8
MEDEXPRESS URGENT CARE PORT HURON		7	1	13%	8
CHIEFLAND MEDICAL CENTER		1	7	88%	8
KANSAS DEPARTMENT OF HEALTH		2	6	75%	8
BLOOMING GARDENS OF CARE INC		8			8
MEDEXPRESS URGENT CARE MURRYSVILLE		6	2	25%	8
MEDEXPRESS URGENT CARE - EWING		8			8
MEDEXPRESS URGENT CARE - TARENTUM		6	2	25%	8
ALLEGRO - TAMPA	1	4	3	38%	8
ALL CHILDREN'S HOSPITAL		1	7	88%	8
PAUL GRECO MD CONCIERGE MEDICAL SERVICES PL		8			8
ORMOND BEACH CENTRA CARE			8	100%	8
GENEUS DIAGNOSTICS			8	100%	8
MARTHA A PRICE MD PA		3	5	63%	8
BAPTIST OUTPATIENT			8	100%	8
DELTONA VA CBOC		7	1	13%	8
EASTSIDE MEDICAL CENTER		7	1	13%	8
ST CHARLES BEND LABORATORY		7	1	13%	8
TERENCE B MITCHELL MD, INC		4	4	50%	8
NOVADX		2	6	75%	8
CVS SC4122POCT TAYLORS		8			8
CONSULATE HEALTH CARE		7	1	13%	8
OHIO DEPARTMENT OF HEALTH			8	100%	8
IAN C BOYKIN MD		5	3	38%	8
CVS PA2687POCT EXTON		8			8
ALLINA HEALTH - ABBOTT NORTHWESTERN HOSPITAL		5	3	38%	8
COMPASSION PEDIATRICS		3	5	63%	8
CVS IN8669POCT INDIANAPOLIS		7	1	13%	8
HARBORCHASE OF DR PHILLIPS		7	1	13%	8
CVS NJ836POCT RUNNEMEDE		8			8
DORAL URGENT CARE			8	100%	8
SPRINGHILL MEMORIAL HOSPITAL		8			8
BENEVA LAKES HEALTHCARE & REHAB CENTER			8	100%	8
PARTNERS PHARMACY OF FLORIDA LLC		8			8
CVS IN6713POCT BLOOMINGTON		8			8
CVS OH10893POCT PARMA		5	3	38%	8
LONGWOOD FAMILY MEDICINE		2	6	75%	8
FLORIDA DIGESTIVE AND LIVER SPECIALIST		8			8
DR. PHILLIPS MEDICAL WELLNESS CENTER		4	4	50%	8
YORK HOSPITAL: MICROBIOLOGY			8	100%	8
CVS KY2332POCT GEORGETOWN		7	1	13%	8
CVS NV9841POCT RENO		4	4	50%	8

COVID-19: testing by laboratory

Data through May 27, 2021 verified as of May 28, 2021 at 09:25 AM

Data in this report are provisional and subject to change.

The numbers in the table below represent the number of Florida and non-Florida residents for whom test results were received by the Department of Health. A person can be tested by more than one laboratory and can have both positive and negative results. **Therefore, the sum of the numbers in each column will be larger than the total number of people tested.**

Reporting lab	Inconclusive	Negative	Positive	Percent positive	Total
LOVELACE MEDICAL CENTER		8			8
MINUTECLINIC MINUTECLINIC #921		7	1	13%	8
CVS CT750POCT ENFIELD		8			8
UNIVERSITY OF WASHINGTON MEDICAL CENTER			8	100%	8
CVS ME329POCT PORTLAND		8			8
VIERA PEDIATRICS		2	6	75%	8
NEW YORK PHYSICIANS LLP		8			8
SYLVESTER AT PLANTATION LABORATORY		7	1	13%	8
VENICE REGIONAL MEDICAL CENTER			8	100%	8
Rutgers Health Rwj University Hospital - Laboratory		5	3	38%	8
FOUNTAINVIEW BY FIVE STAR QUALITY CARE		7	1	13%	8
NORTHDAL REHABILITATION CENTER			8	100%	8
LEWIS COUNTY MANOR		8			8
The Grand at Rome Nursing and Rehabilitation		8			8
MINUTE-CLINIC DIAGNOSTIC OF VIRGINIA, LLC #794		7	1	13%	8
HOLY NAME MEDICAL CENTER	1	6	1	13%	8
ROBERT WOOD JOHNSON HOSPITAL		7	1	13%	8
BIOTECH PHARMACEUTICAL GROUP LLC			8	100%	8
Northport VAMC		8			8
FLORIDA DIGESTIVE AND LIVER SPECIALISTS		7	1	13%	8
SURGOINSVILLE PHARMACY		8			8
CVS SC2250POCT COLUMBIA		8			8
LIFE CARE CITRUS COUNTY			8	100%	8
PRIMBIO RESEARCH INSTITUTE LLC		8			8
CVS AZ9210POCT SCOTTSDALE		8			8
SLOPESIDE LABS AND TESTING, LLC - THE HIDEOUT AT BUTTERMILK MOUNTAIN		8			8
BROWNE MEDICAL LLC		6	2	25%	8
CVS OH2518POCT COLUMBUS		7	1	13%	8
APEX HOME HEALTH CARE		7	1	13%	8
MEDEXPRESS URGENT CARE-PASADENA		8			8
MEDEXPRESS URGENT CARE - CLARKSBURG		7	1	13%	8
MEDEXPRESS URGENT CARE - HUNTINGTON WE		8			8
PALM BEACH COUNTY HEALTH DEPARTMENT LABORATORY			8	100%	8
HACKENSACK UNIV MED CTR-PATHOLOGY DEPT		8			8
WELLIGENT		1	7	88%	8
CVS OH2543POCT CANFIELD		5	3	38%	8
GREENVILLE MEMORIAL HOSPITAL LAB			8	100%	8
NORTHSIDE HOSPITAL- CHEROKEE		6	2	25%	8
TRUE HEALTH		5	3	38%	8
FHMG_FM AND IM AVALON PARK		2	6	75%	8
WIREGRASS MEDICAL CENTER			8	100%	8
MINUTECLINIC, LLC #1796		7	1	13%	8
JX REF LAB			8	100%	8
CVS SC5550POCT CLOVER		7	1	13%	8
CLAY PRIMARY & FAMILY CARE LLC			8	100%	8
GEISINGER MEDICAL CENTER		2	6	75%	8

COVID-19: testing by laboratory

Data through May 27, 2021 verified as of May 28, 2021 at 09:25 AM

Data in this report are provisional and subject to change.

The numbers in the table below represent the number of Florida and non-Florida residents for whom test results were received by the Department of Health. A person can be tested by more than one laboratory and can have both positive and negative results. **Therefore, the sum of the numbers in each column will be larger than the total number of people tested.**

Reporting lab	Inconclusive	Negative	Positive	Percent positive	Total
CVS PA2582POCT SPRINGFIELD		6	2	25%	8
ST. JOSEPH HOSPITAL AND HEALTH CARE INC.			8	100%	8
SHEEPSHEAD BAY URGENT CARE		8			8
CVS CA9751POCT AGOURA		8			8
ADVANCED RESEARCH FOR HEALTH IMPROVEMENT		6	2	25%	8
MEDEXPRESS URGENT CARE, BUTLER		5	3	38%	8
MINUTECLINIC DIAGNOSTIC OF VIRGINIA, LLC		8			8
Enterprise Health and Rehabilitation Center		8			8
LAKE CONWAY URGENT CARE LLC		2	6	75%	8
TRUSTBRIDGE			8	100%	8
INTERNAL MEDICINE ASSOCIATES OF JACKSON HOSPITAL			8	100%	8
MINUTECLINIC DIAG OF IND LLC #1138		7	1	13%	8
UPS		6	2	25%	8
CVS SC4382POCT SPARTANBURG		8			8
CVS NC7057POCT SHELBY		6	2	25%	8
CVS CA9103POCT ESCONDIDO		8			8
DANIEL M LIBBY MD PLLC		8			8
GALLUP INDIAN MEDICAL CENTER		8			8
WELLMED AT FORT PIERCE		6	2	25%	8
ENTRUST IMMEDIATE CARE			8	100%	8
DOCTOR'S IN-HOUSE LAB/COMMUNITY HEALTH CENTERS OF PINELLAS - CLEARWATE			8	100%	8
Jewish Home of Rochester		8			8
Robert Wood Johnson University Hospital		6	2	25%	8
WEXFORD HEALTH SOURCES INC		8			8
MINUTECLINIC DIAGNOSTICS OF IND LLC		5	3	38%	8
CVS NC5532POCT SUMMERFIELD		8			8
CVS IL8744POCT BROOKFIELD		8			8
HEALTHMARK REGIONAL HOSPITAL LAB		4	4	50%	8
AIRCARE INTERNATIONAL		7	1	13%	8
LOUISIANA DEPT OF HEALTH			8	100%	8
MEDEXPRESS - WILMINGTON CONCORD PIKE		7	1	13%	8
NEOGENOMICS LABORATORIES, INC		8			8
DIAGNOSTIC CLINIC		7	1	13%	8
MID-HUDSON VALLEY DIVISION OF WESTCHESTER MEDICAL		8			8
CARE ATC - CITY OF BOYNTON BEACH	1	2	5	63%	8
CVS MD4371POCT OCEAN CITY		8			8
WYOMING COUNTY COMMUNITY HOSPITAL LABORATORY		8			8
CVS PA1296POCT DREXEL HILL		6	2	25%	8
WHITE SANDS OUTPATIENT SERVICES (WSOP SERVICES LLC)		8			8
MEDEXPRESS URGENT CARE - BLUEFIELD		7	1	13%	8
CIGNA ONSITE HEALTH LLC		2	6	75%	8
PROVIDENCE LABORATORY SERVICES		8			8
MEDEXPRESS URGENT CARE - CULPEPER		8			8
MEDEXPRESS URGENT CARE - EAST BRUNSWICK		8			8
CVS MA634POCT KINGSTON		6	2	25%	8
CAPRONA GROUP HOME		2	6	75%	8

COVID-19: testing by laboratory

Data through May 27, 2021 verified as of May 28, 2021 at 09:25 AM

Data in this report are provisional and subject to change.

The numbers in the table below represent the number of Florida and non-Florida residents for whom test results were received by the Department of Health. A person can be tested by more than one laboratory and can have both positive and negative results. **Therefore, the sum of the numbers in each column will be larger than the total number of people tested.**

Reporting lab	Inconclusive	Negative	Positive	Percent positive	Total
PBC FOUND CARE INC			8	100%	8
DOCTOR'S IN HOUSE LAB			8	100%	8
ATLANTIC CONSOLIDATED LABORATORY		8			8
CVS HEALTH, #1994		6	2	25%	8
GOLISANO CHILDREN'S HOSPITAL OF SOUTHWEST FLORIDA		6	2	25%	8
MINUTECLINIC DIAGNOSTIC OF VIRGINIA, LLC #1980		6	2	25%	8
DEPARTMENT OF HEALTH- CITRUS COUNTY		1	7	88%	8
HUNTINGTON VILLAGE URGENT CARE		8			8
HERNANDO PASCO HOSPICE INC		7	1	13%	8
MINUTECLINIC DIAG OF IND, LLC #6910		8			8
INTERNAL MEDICINE AND AESTHETICS OF NAPLES LLC		8			8
CAREPOINT CLINIC		5	3	38%	8
SARAH LAWRENCE COLLEGE HEALTH SERVICES		8			8
PIEDMONT FAYETTE HOSPITAL		6	2	25%	8
CVS TX8322POCT AUSTIN		8			8
HENDRY REGIONAL CONVENIENT CARE CENTER			8	100%	8
EXECUTIVE MEDICAL SERVICES		8			8
MEDEXPRESS URGENT CARE - MIDLOTHIAN		7	1	13%	8
MCR HEALTH LAWTON CHILES ADMINISTRATION STE A		1	7	88%	8
SOMA MEDICAL CENTER PA #3 GREENACRES			8	100%	8
CVS PA813POCT RICHBORO		8			8
X-GENE MOLECULAR LABS		1	7	88%	8
COMPASSION PEDIATRIC URGENT CARE LLC		2	6	75%	8
MINUTECLINIC, LLC #03965		8			8
KIS URGENT CARE			8	100%	8
PREMIER MEDICAL CLINIC		6	2	25%	8
ELEVATION HEALTH LABORATORY		8			8
PUTNAM COUNTY EMERGENCY RESCUE SERVICE		5	3	38%	8
MEDEXPRESS URGENT CARE - MT LEBANON		5	3	38%	8
MINUTECLINIC, LLC #05038		8			8
GENE STREET LABORATORIES, LLC		6	2	25%	8
FLORIDA DEPARTMENT OF HEALTH IN MIAMI DADE COUNTY		5	2	29%	7
BOONE DRUG & HEALTHCARE AT DEERFIELD			7	100%	7
CVS MI8049POCT WATERFORD		6	1	14%	7
MD NOW MEDICAL CENTER			7	100%	7
CVS MA2401POCT MARSHFIELD		6	1	14%	7
COMMUNITY HEALTH CENTERS OF PINELLAS, INC		4	3	43%	7
BROOKDALE LAKE ORIENTA			7	100%	7
DOTHAN WEST FAMILY MEDICINE		5	2	29%	7
MEDHELP TRUSSVILLE		6	1	14%	7
CVS OH3080POCT HUBER HEIGHTS		6	1	14%	7
JUPITER ISLAND PUBLIC SAFETY		5	2	29%	7
ADVENT HEALTH APOPKA		3	4	57%	7
HOLY GARDEN ALF, INC.		7			7
KINGSTON RESIDENCE OF MARION		7			7
USCG SECTOR ST PETE		3	4	57%	7

COVID-19: testing by laboratory

Data through May 27, 2021 verified as of May 28, 2021 at 09:25 AM

Data in this report are provisional and subject to change.

The numbers in the table below represent the number of Florida and non-Florida residents for whom test results were received by the Department of Health. A person can be tested by more than one laboratory and can have both positive and negative results. **Therefore, the sum of the numbers in each column will be larger than the total number of people tested.**

Reporting lab	Inconclusive	Negative	Positive	Percent positive	Total
HEALTH CARE LABORATORY SERVICES		1	6	86%	7
MIAMI RESCUE MISSION CLINIC INC			7	100%	7
BAYCARE MEDICAL GROUP, INC		6	1	14%	7
MINUTECLINIC, LLC (CLINIC 10928)		7			7
CVS SC5479POCT INDIAN LAND		6	1	14%	7
Home Health Care Clinic		6	1	14%	7
GARDENS PEDIATRICS			7	100%	7
MEDEXPRESS URGENT CARE-MUNCIE		7			7
MIAMI BEACH COMMUNITY HEALTH CENTER INC			7	100%	7
Parkside Villa		7			7
WATAUGA MEDICAL CENTER		4	3	43%	7
PARADISE VILLA ALF INCORPORATED		7			7
CVS NV2928POCT LAS VEGAS		7			7
The Oaks of Clearwater		7			7
THE PALMS REHABILITATION AND HEALTHCARE CENTER		5	2	29%	7
CVS NJ2815POCT E BRUNSWICK		5	2	29%	7
CARESOUTH HHA HOLDINGS OF TALLAHASSEE LLC		7			7
DOCTORS HOSPITAL OF AUGUSTA		7			7
PROHEALTH MED		2	5	71%	7
CAPITAL HEALTH PLAN LABORATORIES			7	100%	7
CVS MINUTE CLINIC DIAGNOSTIC OF TEXAS		6	1	14%	7
COVID TESTING LLC			7	100%	7
CARENOW URGENT CARE-MADISON		7			7
FLORIDA HOSPITAL APOPKA		6	1	14%	7
MINUTECLINIC DIAGNOSTIC OF OHIO #6147		6	1	14%	7
CVS GA5622POCT DALLAS		5	2	29%	7
CAMELLIA AT DEERWOOD		2	5	71%	7
MEDEXPRESS - NEWARK		7			7
APC PEDIATRICS			7	100%	7
EL PARAISO HOME INC		7			7
OPTUM PRIMARY CARE - FOUNTAIN OAKS		3	4	57%	7
DIAGNOSTIC & MEDICAL SPECIALISTS OF GREENWICH		5	2	29%	7
MANATEE MEMORIAL HOSPITAL CLINICAL LABORATORY			7	100%	7
Mitchell Hollingsworth Nursing and Rehab		7			7
CVS MA2600POCT WEYMOUTH		6	1	14%	7
EASTERN FLORIDA STATE COLLEGE - PALM BAY CAMPUS			7	100%	7
OCALA FAMILY MEDICAL CENTER		7			7
PRINCETON BMC LABORATORY		6	1	14%	7
MEDEXPRESS - NEW CASTLE, DUPONT HWY		6	1	14%	7
CVS CA8850POCT HUNTINGTON BEACH		6	1	14%	7
BALTIMORE CITY HEALTH DEPT COMMUNICABLE DISEASES AND EPIDEMIOLOGY			7	100%	7
GRACE WELLNESS CENTER LLC		6	1	14%	7
LYNMOORE,THE		7			7
CVS CA9823POCT SACRAMENTO		6	1	14%	7
CENTRAL JERSEY URGENT CARE OF BROWN MI		7			7
VICTORIAN MANOR		2	5	71%	7

COVID-19: testing by laboratory

Data through May 27, 2021 verified as of May 28, 2021 at 09:25 AM

Data in this report are provisional and subject to change.

The numbers in the table below represent the number of Florida and non-Florida residents for whom test results were received by the Department of Health. A person can be tested by more than one laboratory and can have both positive and negative results. **Therefore, the sum of the numbers in each column will be larger than the total number of people tested.**

Reporting lab	Inconclusive	Negative	Positive	Percent positive	Total
MINUTECLINIC DIAG OF IND LLC #6998		6	1	14%	7
PELICAN LANDING		1	6	86%	7
TREASURE COAST INFECTIOUS DISEASE CONSULTANTS		4	3	43%	7
FRESENIUS KIDNEY CARE FORT WALTON BEACH			7	100%	7
TRUE HEALTH DIAGNOSTICS		1	6	86%	7
MINUTECLINIC DIAGNOSTIC OF NEVADA-9586		6	1	14%	7
MEDEXPRESS URGENT CARE-HERSHEY		6	1	14%	7
MINUTECLINIC DIAG OF IND, LLC #6472		7			7
CVS PA1379POCT LANSDALE		6	1	14%	7
FLORIDA HOSPITAL KISSIMMEE		4	3	43%	7
DIXIE COUNTY EMERGENCY SERVICES		1	6	86%	7
RIVER OAKS TREATMENT CENTER			7	100%	7
LEE COUNTY HEALTH DEPARTMENT		4	3	43%	7
CRESTWOOD MEDICAL CENTER		5	2	29%	7
MEDEXPRESS URGENT CARE - WEIRTON		7			7
CVS TN6414POCT SMYRNA		5	2	29%	7
MARIANNA CBOC		7			7
TESTD			7	100%	7
COMPLETE FAMILY CARE, LLC/UNIVERSITY OF SAINT MARY		7			7
CVS TN7698POCT KNOXVILLE		7			7
CVS NE5714POCT OMAHA		6	1	14%	7
MEDEXPRESS URGENT CARE-DUBOIS		7			7
SUPERIOR RESIDENCES AT CALA HILLS		7			7
MEDEXPRESS URGENT CARE-NESHANNOCK TWP		6	1	14%	7
WALGREENS # 04440		6	1	14%	7
BETH ISRAEL DEACONESS MEDICAL CENTER			7	100%	7
PEDIATRICS OF CENTRAL FLORIDA		5	2	29%	7
NOVANT HEALTH INPATIENT CARE		2	5	71%	7
WOMENS CARE FLORIDA LLC		5	2	29%	7
PURECARE PHARMACY		6	1	14%	7
CVS MA929POCT FRANKLIN		7			7
LEPE'S HOUSE			7	100%	7
Thermopolis Rehabilitation Wellness		7			7
DELAWARE DEPARTMENT OF HEATH		6	1	14%	7
PALM GARDEN OF SUN CITY			7	100%	7
CARENOW URGENT CARE-SOUTHLAKE			7	100%	7
MEDEXPRESS URGENT CARE - PRINCETON		6	1	14%	7
MIDDLEBURG VA CBOC		5	2	29%	7
CVS MA447POCT NORTHAMPTON		5	2	29%	7
MEDEXPRESS URGENT CARE - LOGAN		7			7
QUE		4	3	43%	7
MAXHEALTH		5	2	29%	7
FLORIDA CANCER SPECIALISTS & RESEARCH INSTITUTE		6	1	14%	7
IRL MARKET LAB			7	100%	7
CVS NH6596POCT HAMPTON		7			7
CVS PA5241POCT CHALFONT		7			7

COVID-19: testing by laboratory

Data through May 27, 2021 verified as of May 28, 2021 at 09:25 AM

Data in this report are provisional and subject to change.

The numbers in the table below represent the number of Florida and non-Florida residents for whom test results were received by the Department of Health. A person can be tested by more than one laboratory and can have both positive and negative results. **Therefore, the sum of the numbers in each column will be larger than the total number of people tested.**

Reporting lab	Inconclusive	Negative	Positive	Percent positive	Total
CVS NJ837POCT MARLTON		7			7
NON-US			7	100%	7
KENDALL REGIONAL MEDICAL CNTR			7	100%	7
MEDEXPRESS URGENT CARE PENNSVILLE		5	2	29%	7
ALL4KIDZ PEDIATRICS LLC		4	3	43%	7
SUNSHINE LABORATORY LLC		7			7
DEVANSH LAB WERKS		1	6	86%	7
MEDEXPRESS URGENT CARE - BECKLEY		5	2	29%	7
Ocoee Health Care Center		7			7
Hiawatha Care Center		7			7
CVS OH3329POCT LAKEWOOD		6	1	14%	7
YAZJI PEDIATRIC CARE LLC DBA TUKA PEDIATRICS			7	100%	7
ABBAY MANOR RETIREMENT RESIDENCE INC		7			7
GUTHRIE CORNING HOSPITAL LABORATORY		7			7
NEMOURS CHILDRENS, LAKE NONA			7	100%	7
GRACE REHABILITATION CENTER OF VERO BEACH		4	3	43%	7
DALLAS COUNTY HEALTH AND HUMAN SERVICES			7	100%	7
TAVARES VA COMMUNITY OUTPATIENT CLINIC		6	1	14%	7
Bon Secours Place		6	1	14%	7
GENTRY PARK ORLANDO ASSISTED LIVING		6	1	14%	7
PANCARE HEALTH - HOSFORD SCHOOL			7	100%	7
EXPICARE NURSING AGENCY, INC		5	2	29%	7
PENN MEDICINE PRINCETON MEDICAL CENTER		6	1	14%	7
CVS GA5637POCT VILLA RICA		6	1	14%	7
CVS MA957POCT WEST SPRINGFIELD		7			7
LAKE NONA PEDIATRICS IN ASSOCIATION WITH NEMOURS		5	2	29%	7
PEDIATRICS URGENT CARE, LLC			7	100%	7
MEDEXPRESS URGENT CARE-SCOTT TOWNSHIP		6	1	14%	7
PALM BEACH DIGESTIVE ASSOCIATES			7	100%	7
CVS IN7653POCT EVANSVILLE		6	1	14%	7
BETHESDA COMMUNITY HEALTH CENTER			7	100%	7
NU WAVE MEDICAL CENTER			7	100%	7
MANATEE PEDIATRICS			7	100%	7
MINUTE CLINIC LLC #1831		7			7
MINUTECLINIC DIAGNOSTIC OF WISCONSIN, LLC		6	1	14%	7
FARRIOR FACIAL PLASTIC SURGERY		7			7
ADVENTHEALTH MEDICALGROUP PEDIATRICS AT ORLANDO		7			7
POWERS PEDIATRICS			7	100%	7
Englewood Health Care Center		7			7
STVHCS - Dental Outpatient Clinic		7			7
MOUNT SINAI BROOKLYN LABORATORY		6	1	14%	7
GAINESVILLE PEDIATRIC ASSOCIATES		1	6	86%	7
BLACK STALLION WALK IN AND EXERCISE CLINICS LLC		4	3	43%	7
ST. LUCIE COUNTY HEALTH DEPARTMENT		5	2	29%	7
PENINSULA CARE AND REHABILITATION CENTER			7	100%	7
WILDLIGHT LAB			7	100%	7

COVID-19: testing by laboratory

Data through May 27, 2021 verified as of May 28, 2021 at 09:25 AM

Data in this report are provisional and subject to change.

The numbers in the table below represent the number of Florida and non-Florida residents for whom test results were received by the Department of Health. A person can be tested by more than one laboratory and can have both positive and negative results. **Therefore, the sum of the numbers in each column will be larger than the total number of people tested.**

Reporting lab	Inconclusive	Negative	Positive	Percent positive	Total
BRADENTON PHYSICIANS MEDICAL CENTER			7	100%	7
HEARTLAND PEDIATRICS OF LAKE PLACID			7	100%	7
CVS NM8918POCT ALBUQUERQUE		7			7
OCALA REGIONAL KIDNEY CENTER EAST		2	5	71%	7
DEPARTMENT OF HEALTH AND HUMAN SERVICES STATE OF NEW HAMPSHIRE			7	100%	7
MINUTECLINIC DIAG OF IND LLC #6840		6	1	14%	7
DOCTORS CLINICAL LABORATORY, INC		5	2	29%	7
CVS NH1004POCT SALEM		6	1	14%	7
Kennedy University Hospital		6	1	14%	7
Wilkes-Barre VAMC		7			7
MORGAN STANLEY HEALTH CENTER		7			7
MINUTECLINIC MINUTECLINIC #3665		7			7
METHODIST HEALTHCARE UNIVERSITY HOSPIT		7			7
NEMOURS CHILDREN'S HOSPITAL			7	100%	7
Lenox on the Lake			7	100%	7
DOCTOR'S IN-HOUSE LAB/COMMUNITY HEALTH CENTERS OF PINELLAS -PINELLAS P			7	100%	7
NIBHA MEDIRATTA MD PL			7	100%	7
CAPE REGIONAL URGENT CARE MARMORA		6	1	14%	7
MEDEXPRESS - COLLINSVILLE BELT LINE		5	2	29%	7
ECLRS		2	5	71%	7
UPMC HEALTH SYSTEM		4	3	43%	7
PERSONAL PHYSICIAN CARE PA			7	100%	7
SAN DIEGO COUNTY PUBLIC HEALTH LAB			7	100%	7
SOUTHEAST GEORGIA HEALTH SYSTEM, INC D		7			7
HELIX MEDICAL CENTERS		1	6	86%	7
TAMPA FAMILY HEALTH CENTER		1	6	86%	7
ADVENTHEALTH CELEBRATION EMPLOYEE CLINIC		7			7
MINUTECLINIC DIAGNOSTIC OF OHIO #2964		7			7
LAKE CITY CORRECTIONAL FACILITY			7	100%	7
KIDS CORNER PEDIATRICS PLLC		6	1	14%	7
NELSON BIOLOGICAL			7	100%	7
CVS IL5797POCT CAROL STREAM		7			7
NYU WINTHROP HOSPITAL PATHOLOGY		7			7
LIZS ADULT CARE		7			7
GOPATH LABORATORIES			7	100%	7
PROGRESS PHARMACY INC		2	5	71%	7
FLORIDA PREMIER MEDICAL CARE PA			7	100%	7
LAWTON CHILES HEALTH CENTER		1	6	86%	7
CVS TX10140POCT THE WOODLANDS		6	1	14%	7
MINUTECLINIC, LLC #1431		6	1	14%	7
SOUTH COM HEALTH CLINIC, DEPT. OF THE ARMY		7			7
NORTH FLORIDA MEDICAL CENTERS INC		1	6	86%	7
AVON PARK PEDIATRICS			7	100%	7
DOCTORS OFFICE OF NEW JERSEY		7			7
BELL-MINOR HOME		7			7
MINUTE CLINIC DIAGNOSTIC OF VIRGINIA, LLC #6292		6	1	14%	7

COVID-19: testing by laboratory

Data through May 27, 2021 verified as of May 28, 2021 at 09:25 AM

Data in this report are provisional and subject to change.

The numbers in the table below represent the number of Florida and non-Florida residents for whom test results were received by the Department of Health. A person can be tested by more than one laboratory and can have both positive and negative results. **Therefore, the sum of the numbers in each column will be larger than the total number of people tested.**

Reporting lab	Inconclusive	Negative	Positive	Percent positive	Total
FAMILY MEDICINE MEDICAL DRIVE		7			7
RIVER CITY PRIMARY AND URGENT CARE			6	100%	6
NORTH OKALOOSA CLINIC CORP		3	3	50%	6
WG WINDSOR WOODS SH LLC		6			6
PR HEALTH		1	5	83%	6
CVS NJ2508POCT MANALAPAN		6			6
GUTHRIE MEDICAL GROUP LABORATORIES		6			6
NORTH FLORIDA PEDIATRICS JASPER			6	100%	6
SOLLIS HEALTH			6	100%	6
MEDEXPRESS URGENT CARE - ELM GROVE		5	1	17%	6
MINUTECLINIC DIAGNOSTIC OF PA LLC		6			6
WALGREENS SARASOTA		5	1	17%	6
WELLSTAR DOUGLAS HOSPITAL LABORATORY		6			6
RAPID MEDLAB (004MO)		5	1	17%	6
BNR PHARMACY INC		6			6
REGIONAL MEDICAL CENTER BAYONET POINT			6	100%	6
ADERHOLT MEDICAL, LLC		6			6
AARK LABORATORY		6			6
DOCS URGENT CARE		1	5	83%	6
CELAL GUROL ERBAY, MD			6	100%	6
MEDICAL CENTER AT OCEAN REEF		1	5	83%	6
UF HEALTH PATHOLOGY LABORATORIES			6	100%	6
ALLEGRO FLEMING ISLAND		1	5	83%	6
ManorCare Rehabilitation Center- Decatur		6			6
UW MEDICINE VIROLOGY LAB			6	100%	6
LIFEGUARD URGENT CARE			6	100%	6
CVS OK6225POCT EDMOND		6			6
CONCENTRA - ORLANDO SOUTH II		5	1	17%	6
BROWARD TRANSITIONAL CENTER			6	100%	6
CVS AZ9290POCT PHOENIX		5	1	17%	6
ADVANCED URGENT CARE OF MARATHON		1	5	83%	6
ELITE MEDICAL CENTER		1	5	83%	6
HOLLY HILL HOME INFUSION SERVICE		5	1	17%	6
Madison Health & Rehabilitation		6			6
FAMILY TREE PRIMARY CARE		5	1	17%	6
BROOKDALE AVONDALE (BU 04360)			6	100%	6
MEDEXPRESS URGENT CARE-PITTSFIELD		6			6
BOCA VIPEDIATRICS			6	100%	6
CVS MINUTE CLINIC DIAGNOSTIC MED GRP		6			6
ALVARO J DANGOND MD PA		4	2	33%	6
UNILAB		2	4	67%	6
Georgiana Health and Rehabilitation, LLC		6			6
CURATIVE CARE CENTER INC		1	5	83%	6
THE LITTLE CLINIC			6	100%	6
WOODHULL MEDICAL AND MENTAL HEALTH CTR		6			6
MANORCARE HEALTH SERVICES			6	100%	6

COVID-19: testing by laboratory

Data through May 27, 2021 verified as of May 28, 2021 at 09:25 AM

Data in this report are provisional and subject to change.

The numbers in the table below represent the number of Florida and non-Florida residents for whom test results were received by the Department of Health. A person can be tested by more than one laboratory and can have both positive and negative results. **Therefore, the sum of the numbers in each column will be larger than the total number of people tested.**

Reporting lab	Inconclusive	Negative	Positive	Percent positive	Total
MEDEXPRESS URGENT CARE - KOKOMO		6			6
CVS MA654POCT ACTON		6			6
COMPUNET CLINICAL LAB			6	100%	6
DAVISON HEALTH CENTER WESLEYAN UNIVERS		6			6
SOUTHEASTERN DERMATOLOGY GROUP PA		5	1	17%	6
MASSACHUSETTS PIRATES, LLC		6			6
FAMILY CARE MEDICAL CENTER			6	100%	6
LRHS Southeastern University		4	2	33%	6
CONCENTRA			6	100%	6
PRESBYTERIAN HOME		6			6
MINUTECLINIC LLC #5041		2	4	67%	6
PATIENT FIRST - ALLENTOWN			6	100%	6
MORRIS HALL/ST JOSEPH NURSING CENTER		6			6
MEDEXPRESS URGENT CARE - CHERRY HILL		6			6
ST LUKE'S BOISE REGIONAL MEDICAL CENTER		6			6
LUMADOC HEALTH		4	2	33%	6
THE WINDSOR OF OCALA		2	4	67%	6
UNIVERISTY OF MIAMI			6	100%	6
ST BARNABAS HOSPITAL		6			6
MEDEXPRESS URGENT CARE - SUMMERSVILLE, WEBSTER RD		6			6
MEDEXPRESS URGENT CARE - FREDERICK		6			6
MERCY URGENT CARE			6	100%	6
ADVENT HEALTH MEDICAL GROUP		5	1	17%	6
MINUTECLINIC DIAG OF IND, LLC #6483		4	2	33%	6
ENIGMA DIAGNOSTIC, INC.			6	100%	6
Advanced Care Center			6	100%	6
SIGNATURE URGENT CARE			6	100%	6
PIEDMONT NEWNAN HOSPITAL		5	1	17%	6
MEDNOW URGENT CARE		3	3	50%	6
MED EXPRESS URGENT CARE PC - MARYLAND		5	1	17%	6
VA OUTPATIENT PHARMACY			6	100%	6
UNILAB OF DADE INC			6	100%	6
CVS MA1094POCT GREENFIELD		6			6
CARNEGIE HILL PEDIATRICS LLP		5	1	17%	6
BRIGHT HEALTH CLINIC CORP			6	100%	6
CVS NATIONAL HARBOR MD2297714CV		6			6
CURATIVE TEXAS			6	100%	6
MINUTECLINIC DIAG OF IND, LLC #8645		6			6
ELIAS KANAAN MD PA		6			6
IVY ROSEN MD PLLC		6			6
WELLPATH		5	1	17%	6
CVS M05655POCT LIBERTY		3	3	50%	6
BROWARD COUNTY HEALTH DEPT.			6	100%	6
ADVENT HEALTH - TUSKAWILLA		4	2	33%	6
LAKEVIEW TERRACE HOME HEALTH SERVICES LLC			6	100%	6
ATLANTIC COMMUNITY HIGH SCHOOL		5	1	17%	6

COVID-19: testing by laboratory

Data through May 27, 2021 verified as of May 28, 2021 at 09:25 AM

Data in this report are provisional and subject to change.

The numbers in the table below represent the number of Florida and non-Florida residents for whom test results were received by the Department of Health. A person can be tested by more than one laboratory and can have both positive and negative results. **Therefore, the sum of the numbers in each column will be larger than the total number of people tested.**

Reporting lab	Inconclusive	Negative	Positive	Percent positive	Total
MEDEXPRESS URGENT CARE - MBURG COMMONS		5	1	17%	6
FLORIDA DEPARTMENT OF HEALTH SEMINOLE COUNTY		1	5	83%	6
LAKE MARY HEALTH AND REHABILITATION CENTER		1	5	83%	6
Army Residence Community		5	1	17%	6
HEARTLAND HOME HEALTH CARE		6			6
AMERICAN EAGLE LEESBURG AL LLC DBA VISTA LAKE			6	100%	6
PALM HARBOR DERMATOLOGY		4	2	33%	6
Hunterdon Medical Center Laboratory		6			6
MCKENZIE-WILLAMETTE MEDICAL CENTER LAB		6			6
CVS GA2279POCT SUWANEE		6			6
UNC HOSPITAL/MCLENDON CLINICAL LABORATORIES			6	100%	6
ELITE MD GROUP INC		2	4	67%	6
WAKEMED		1	5	83%	6
OVIEDO CHILDRENS HEALTH CENTER LLC		1	5	83%	6
REDMED OF CROSSTOWN		3	3	50%	6
ARC POINT LABS OF AUSTIN NORTH			6	100%	6
CVS PA2688POCT COLLEGEVILLE		6			6
AMERICAN MEDICAL RESPONSE - DENVER		3	3	50%	6
HUNTERS CREEK PEDIATRICS		6			6
CVS IL1170POCT JOLIET		6			6
ADVENTHEALTH GORDON		5	1	17%	6
Errera Community Care Center		6			6
COVID RAPID LABS		1	5	83%	6
CVS TX2263POCT SAN ANTONIO		6			6
MC DIAGNOSTIC OF CONNECTICUT, PC #252		5	1	17%	6
CVS AZ33POCT TEMPE		6			6
CVS NC2771POCT CLAYTON		5	1	17%	6
RANDOLPH COUNTY HEALTH & REHABILITATIO		6			6
MEDEXPRESS URGENT CARE - WILKES BARRE		5	1	17%	6
CULLMAN REGIONAL URGENT CARE		5	1	17%	6
DEPARTMENT OF HEALTH AND HUMAN SERVICES DIVISION OF BEHAVIORAL HEALTH		1	5	83%	6
FLORIDA MEDICAL SPECIALISTS		2	4	67%	6
MINIUTECLINIC DIAG OF IND, LLC #6553		6			6
MENORAH MANOR			6	100%	6
PUBLIC HEALTH LAB		6			6
ARLINGTON OF NAPLES		6			6
MINUTECLINIC DIAGNOSTIC OF NH, LLC (CL		5	1	17%	6
QUICK CARE MED WALK IN AND URGENT CARE			6	100%	6
MEDEXPRESS URGENT CARE - DANVILLE		6			6
CLINICAL CARE ASSOCIATES			6	100%	6
Arbors at Marietta		6			6
DISCOVERY VILLAGE AT DEERWOOD			6	100%	6
SARASOTA IMMEDIATE CARE			6	100%	6
NORTHPORT MEDICAL CENTER LAB		6			6
PATHGROUP LABS, LLC		4	2	33%	6
CENTRAL FLORIDA PRIMARY CARE			6	100%	6

COVID-19: testing by laboratory

Data through May 27, 2021 verified as of May 28, 2021 at 09:25 AM

Data in this report are provisional and subject to change.

The numbers in the table below represent the number of Florida and non-Florida residents for whom test results were received by the Department of Health. A person can be tested by more than one laboratory and can have both positive and negative results. **Therefore, the sum of the numbers in each column will be larger than the total number of people tested.**

Reporting lab	Inconclusive	Negative	Positive	Percent positive	Total
QUALITY MEDICAL CARE			6	100%	6
MIZELL MEMORIAL HOSPITAL			6	100%	6
FIFTH AVENUE PEDIATRICS		3	3	50%	6
PALMETTO HEALTH ALLIANCE		3	3	50%	6
MERCY COLLEGE HEALTH OFFICE		6			6
KEISER UNIVERSITY		6			6
FLEET LANDING			6	100%	6
IMA MEDICAL CENTER OF WEST TAMPA		3	3	50%	6
XPRESS URGENT CARE LLC		6			6
Park Ridge Nursing Center		3	3	50%	6
FLORIDA HEALTHCARE OF ORLANDO		1	5	83%	6
MINUTECLINIC, DIAGNOSTIC OF TEXAS, LLC		6			6
ANTHONY-BROWN PHARMACY		6			6
CLINICAL ASSOCIATES OF ORLANDO LLC		6			6
MEDEXPRESS URGENT CARE - RUNNEMEDE		4	2	33%	6
WELL HEALTH WORKS, LLC - THE GARDEN THEATER		6			6
LPG COCONUT POINT - FAMILY/ INTERNAL MEDICINE		6			6
CVS OH3393POCT AURORA		5	1	17%	6
CAREMOUNT MEDICAL PC		6			6
WELLMED AT APOLLO BEACH BLVD		4	2	33%	6
CVS IN6572POCT INDIANAPOLIS		6			6
MINUTECLINIC, LLC #07876		5	1	17%	6
St. Josephs Hospital		4	2	33%	6
TIMBER CREEK PEDIATRICS		6			6
CVS OH2486POCT NILES		4	2	33%	6
MEDEXPRESS URGENT CARE SHADYSIDE		5	1	17%	6
CVS MD1515POCT LEONARDTOWN		4	2	33%	6
STARMED FAMILY & URGENT CARE			6	100%	6
MEDEXPRESS URGENT CARE - ROCKAWAY		6			6
GENTLE MEDICINE ASSOCIATES / DR. REGINE BATAILLE		6			6
MINUTECLINIC DIAGNOSTIC OF TN PC #442		4	2	33%	6
Oakwood - North Baldwins Center for Living		6			6
FIVE TOWNS PREMIER REHABILITATION AND, THE		6			6
PREMIER FAMILY HEALTH PA			6	100%	6
QUENTIN N BURDICK MEMORIAL HEALTH CARE		6			6
TALLAHASSEE MEMORIAL HEALTHCARE			6	100%	6
OURMED		5	1	17%	6
MINUTECLINIC, LLC #07852		5	1	17%	6
Kroger 673 - The Little Clinic Dallas		5	1	17%	6
CARL R DARNALL ARMY MEDICAL CENTER			6	100%	6
WEST COCOA PHARMACY		3	3	50%	6
SMOKY MOUNTAIN URGENT CARE AND FAMILY MEDICINE CENTER			6	100%	6
CLINICAL LABORATORIES OF THE BUFFALO		5	1	17%	6
GIEBEIG FAMILY MEDICINE PA			6	100%	6
CVS NE8615POCT LINCOLN		5	1	17%	6
PUTNAM HOSPITAL CENTER LABORATORY		6			6

COVID-19: testing by laboratory

Data through May 27, 2021 verified as of May 28, 2021 at 09:25 AM

Data in this report are provisional and subject to change.

The numbers in the table below represent the number of Florida and non-Florida residents for whom test results were received by the Department of Health. A person can be tested by more than one laboratory and can have both positive and negative results. **Therefore, the sum of the numbers in each column will be larger than the total number of people tested.**

Reporting lab	Inconclusive	Negative	Positive	Percent positive	Total
BAYSHORE POINTE NURSING AND REHAB CENTER			6	100%	6
MINUTECLINIC DIAGNOSTIC OF OHIO #6139		6			6
PANCARE HEALTH - ALTHA PUBLIC			6	100%	6
RURAL HEALTH CARE INC			6	100%	6
RUSH UNIVERSITY MEDICAL CENTER LABORATORY			6	100%	6
JOSEF SCHENKER, MD, PC		6			6
RIVERVIEW ALF OPERATOR LLC		1	5	83%	6
MOBILE HEALTH MEDICAL SERVICES PC		6			6
CVS PA1657POCT YORK		5	1	17%	6
TAMIAMI LAB MILLENIUM			6	100%	6
HELIX KH UC		1	5	83%	6
MEDEXPRESS URGENT CARE - NORTH LITTLE		5	1	17%	6
FLORIDA MEDICAL CLINIC -INTERNAL MED DADE CITY			6	100%	6
QUATRACOR PLLC		6			6
EXCEL URGENT CARE OF NJ, LLC		4	2	33%	6
CVS AZ5026POCT MESA		6			6
WILLIAM S MIDDLETON MEMORIAL VET HOSP		6			6
MOUNT SINAI AVENTURA DIAGNOSTIC CENTER			6	100%	6
ST VINCENTS AMBULATORY CARE INC		3	3	50%	6
MINUTECLINIC DIAGNOSTIC OF MICHIGAN, P		6			6
VA Boston HCS-West Roxbury Division		5	1	17%	6
PRINCIPLE HOSPICE SERVICE, LLC		1	5	83%	6
CITIZENS BAPTIST MEDICAL CENTERS LAB		5	1	17%	6
CVS IL4778POCT EVANSTON		6			6
APALACHEE CENTER INC		4	2	33%	6
CHILDREN'S HOSPITAL OF PHILADELPHIA		5	1	17%	6
CVS IN5696POCT FORT WAYNE		6			6
PENN NURSING CENTER		6			6
TEXAS MEDCLINIC			6	100%	6
PLEASANTVILLE OF SEBASTIAN LLC			6	100%	6
UT SOUTHWESTERN MEDICAL CENTER			6	100%	6
ST LUKES HOSPITAL LABORATORY		2	4	67%	6
AMERICAN HEALTH ASSOC. LABORATORY SOUTH		4	2	33%	6
PARADIGM LABORATORIES			6	100%	6
SAINT PETER'S UNIVERSITY HOSPITAL		6			6
Samuel S. Stratton VAMC		6			6
PREMIER TOTAL HEALTHCARE INC		6			6
JERSEY SHORE MEDICAL CENTER		6			6
CVS MA1095POCT AMHERST		5	1	17%	6
HILLSBOROUGH COUNTY HEALTH DEPARTMENT			6	100%	6
CVS TX7821POCT LEAGUE CITY		6			6
RHEA MEDICAL CENTER		6			6
CVS TX7156POCT RICHARDSON		5	1	17%	6
FIRST COAST CARDIOVASCULAR INSTITUTE PA			6	100%	6
CVS MA920POCT CLINTON		6			6
SOUTHERN OCEAN MEDICAL CENTER		6			6

COVID-19: testing by laboratory

Data through May 27, 2021 verified as of May 28, 2021 at 09:25 AM

Data in this report are provisional and subject to change.

The numbers in the table below represent the number of Florida and non-Florida residents for whom test results were received by the Department of Health. A person can be tested by more than one laboratory and can have both positive and negative results. **Therefore, the sum of the numbers in each column will be larger than the total number of people tested.**

Reporting lab	Inconclusive	Negative	Positive	Percent positive	Total
VALSPAR CHAMPIONSHIP		6			6
URGENT CARE HOUSECALLS PA		5	1	17%	6
OCHSNER MEDICAL CENTER			6	100%	6
MEDEXPRESS URGENT CARE - VINELAND S MA		6			6
FLORIDA HEART & VASCULAR MULTI SPECIALITY GROUP PA		5	1	17%	6
BAYCARE ALLIANT HOSPITAL			6	100%	6
Northwell Lab		2	4	67%	6
BROOKDALE CLERMONT			6	100%	6
MARSHALL MEDICAL CENTER SOUTH LAB		5	1	17%	6
SANTOS REHABILITATION CENTER INC			6	100%	6
CVS OH4300POCT STRONGSVILLE		6			6
LOS ALAMOS NATIONAL LABORATORY		6			6
MINUTECLINIC DIAGNOSTIC OF TEXAS, LLC #7435		4	2	33%	6
MAXCARE CLINIC			6	100%	6
CVS IN6605POCT INDIANAPOLIS		5	1	17%	6
WELLSTREET - PONCE DE LEON		6			6
FLORIDA WOMAN CARE LABORATORY			6	100%	6
MEDEXPRESS URGENT CARE PLEASANT HILLS		5	1	17%	6
RADEAS			6	100%	6
ORLANDO HEALTH PHYSICIAN GROUP			6	100%	6
PHYSICIANS URGENT CARE BERRY FARMS		4	2	33%	6
CVS IL8753POCT CHICAGO		6			6
FLORIDA HEALTH CARE PLANS STIRLING CENTER			6	100%	6
MEDEXPRESS URGENT CARE - WAXAHACHIE, N HIGHWAY 77		4	2	33%	6
FHPG FAMILY MEDICAL CENTER OF TAMPA BAY		1	5	83%	6
CAREWELL 301 - WARWICK			6	100%	6
CVS MO10053POCT SAINT PETERS		6			6
ASCENSION ST VINCENT'S CLAY COUNTY			6	100%	6
MEDEXPRESS URGENT CARE - LEDGEWOOD		5	1	17%	6
TULLAHOMA HMA, LLC		5	1	17%	6
CDRX INFUSION			6	100%	6
THE DOCTOR'S OFFICE OF WEST CALDWELL		6			6
CVS MN663POCT APPLE VALLEY		5	1	17%	6
UT MEMPHIS UNIVERSITY HEALTH SERVICES			6	100%	6
GENESIS FAMILY PRACTICE		3	3	50%	6
GENEVA GENERAL HOSPITAL LABORATORY		4	2	33%	6
LABS PLUS LLC		5			5
WASHINGTON STATE DEPARTMENT OF HEALTH PUBLIC HEALTH LABORATORIES			5	100%	5
SIENA COLLEGE SPORTS MEDICINE CENTER		5			5
MEDICAL CENTER ENTERPRISE		1	4	80%	5
PATIENT FIRST			5	100%	5
VIDANT MEDICAL CENTER			5	100%	5
WINCHESTER MEDICAL CENTER			5	100%	5
CVS OH6149POCT UPPER ARLINGTON		2	3	60%	5
FLAGLER HEALTH SERVICES INC			5	100%	5
GOOD SAMARITAN HOSPITAL		3	2	40%	5

COVID-19: testing by laboratory

Data through May 27, 2021 verified as of May 28, 2021 at 09:25 AM

Data in this report are provisional and subject to change.

The numbers in the table below represent the number of Florida and non-Florida residents for whom test results were received by the Department of Health. A person can be tested by more than one laboratory and can have both positive and negative results. **Therefore, the sum of the numbers in each column will be larger than the total number of people tested.**

Reporting lab	Inconclusive	Negative	Positive	Percent positive	Total
FRESENIUS KIDNEY CARE SOUTH ORLANDO			5	100%	5
ST JOHNS BIOMEDICAL LAB		5			5
CVS IN6757POCT COLUMBUS		5			5
MID - FLORIDA PATHOLOGY LLC		1	4	80%	5
Birchaven		5			5
MEDHELP PELHAM		5			5
PM PEDIATRICS OF SELDEN		3	2	40%	5
MEDEXPRESS URGENT CARE- ALLISON PARK		3	2	40%	5
EGL GENETICS DIAGNOSTICS			5	100%	5
Rosedale Green		5			5
ADVENTHEALTH MEDICAL GROUP PEDIATRICS		2	3	60%	5
PINECREST PEDIATRICS GROUP LLC			5	100%	5
MASSENA HOSPITAL LABORATORY		5			5
CLINICAL PATHOLOGY LABORATORIES			5	100%	5
WASHINGTON COLLEGE HEALTH SERVICES		5			5
PIEDMONT HOSPITAL LAB			5	100%	5
ALPHADERA LABS, LLC			5	100%	5
NAVAL MEDICAL CENTER			5	100%	5
VA West Los Angeles Medical Center		5			5
CARENOW URGENT CARE - CENTRAL AUSTIN		1	4	80%	5
CVS MA915POCT BEVERLY		3	2	40%	5
PEDIATRICS OF ALTAMONTE		5			5
THE UNIVERSITY OF VERMONT MEDICAL CENTER		4	1	20%	5
CVS NV408817POCT LAS VEGAS		1	4	80%	5
SEASIDE MANOR			5	100%	5
DEPARTMENT OF PATHOLOGY ROME MEMORIAL		3	2	40%	5
MEDEXPRESS URGENT CARE CHICOPEE		4	1	20%	5
LAKE COUNTY DETENTION CENTER		3	2	40%	5
ATLANTIC SURGERY CENTER OF JACKSONVILLE BEACH		5			5
Kennedy University Hospital -Wash Twp L		5			5
Life Care Center of Estero			5	100%	5
LABCORP UNSPECIFIED		5			5
UNIVERISTY OF MEMPHIS ATHLETIC TRAINI		5			5
LPG PEDIATRICS AT CAPE CORAL		5			5
MEDEXPRESS URGENT CARE, MILLCREEK		5			5
INDIAN RIVER PRIMARY CARE PA		5			5
IMMERSION RESIDENTIAL LLC			5	100%	5
VA PRIMARY CARE ANNEX			5	100%	5
CVS PA258POCT MCKEES ROCKS		5			5
GULF COAST VETERANS HCS PANAMA CITY OPC		5			5
CVS MINUTE CLINIC		1	4	80%	5
ST JOSEPHS BEHAVIORAL HEALTH CENTER			5	100%	5
SOUTH FLORIDA URGENT CARE CENTERS, LLC			5	100%	5
WILSON PEDIATRICS			5	100%	5
PORT ORANGE NURSING & REHAB			5	100%	5
MARION COUNTY FIRE RESCUE		3	2	40%	5

COVID-19: testing by laboratory

Data through May 27, 2021 verified as of May 28, 2021 at 09:25 AM

Data in this report are provisional and subject to change.

The numbers in the table below represent the number of Florida and non-Florida residents for whom test results were received by the Department of Health. A person can be tested by more than one laboratory and can have both positive and negative results. **Therefore, the sum of the numbers in each column will be larger than the total number of people tested.**

Reporting lab	Inconclusive	Negative	Positive	Percent positive	Total
QUEST DIAGNOSTICS PSC		1	4	80%	5
CVS CA9858POCT SANTA CLARITA		4	1	20%	5
OPP HEALTH AND REHABILITATION		5			5
CVS SC2269POCT COLUMBIA		4	1	20%	5
MINUTECLINIC LLC #3351			5	100%	5
Wynfield Park Health and Rehabilitation		5			5
LAFAYETTE NURSING AND REHAB			5	100%	5
COOPER HOSPITAL/UNIVERSITY MEDICAL		5			5
PHYSICIANS IMMEDIATE CARE ELGIN			5	100%	5
TANNER MEDICAL CENTER EAST AL		5			5
AEL KNOXVILLE			5	100%	5
Crowne Health Care of Montgomery		5			5
CVS MA217POCT TEWKSBURY		4	1	20%	5
NATURE COAST PRIMARY CARE LAB LLC		1	4	80%	5
FAMILY TREE DNA			5	100%	5
THE RETREAT AT PORT ORANGE			5	100%	5
NORTHERN MICHIGAN UNIVERSITY ATHLETICS		5			5
WALGREENS #3811		1	4	80%	5
DAVENPORT PEDIATRICS PA		1	4	80%	5
ACCESS 365 URGENT CARE LLC		3	2	40%	5
CVS MO4850POCT SPRINGFIELD		5			5
FASTCARE LLC			5	100%	5
BAYSHORE LABORATORY		4	1	20%	5
ENT AND ALLERGY ASSOCIATES OF FLORIDA, LLC			5	100%	5
QUINTON MEMORIAL HEALTH CARE CENTER		5			5
INVERNESS FAMILY CARE HIGH RISK PLLC			5	100%	5
CVS PA1193POCT JENKINTOWN		5			5
SOUTH BEND MEDICAL FOUNDATION			5	100%	5
PATIENT FIRST - LEESBURG			5	100%	5
WOMACK ARMY MEDICAL CENTER			5	100%	5
MD ANDERSON CANCER CENTER DI BAY AREA			5	100%	5
CLINICAL CARE INC			5	100%	5
MEMORIAL HOSPITAL OF TAMPA			5	100%	5
MINUTECLINIC DIAG OF IND, LLC #5369		4	1	20%	5
MINUTE CLINIC DIAGNOSTIC OF KANSAS PA		5			5
JOHN T MACKAY MD			5	100%	5
911 URGENT CARE & SURGERY CENTER		5			5
NOVANT HEALTH UVA		2	3	60%	5
MEMORIAL HEALTHCARE SYSTEM		1	4	80%	5
CVS NV2989POCT NORTH LAS VEGAS		4	1	20%	5
REHABILITATION CENTER OF WINTER PARK,THE		1	4	80%	5
FLORIDA PRIMARY & SPECIALTY CARE		5			5
MINUTECLINIC DIAGNOSTIC OF PENNSYLVAN		4	1	20%	5
MINUTECLINIC DIAGNOSTIC OF NORTH CARO		5			5
MINUTECLINIC #1773		5			5
BRIGHAM AND WOMEN'S HOSPITAL		1	4	80%	5

COVID-19: testing by laboratory

Data through May 27, 2021 verified as of May 28, 2021 at 09:25 AM

Data in this report are provisional and subject to change.

The numbers in the table below represent the number of Florida and non-Florida residents for whom test results were received by the Department of Health. A person can be tested by more than one laboratory and can have both positive and negative results. **Therefore, the sum of the numbers in each column will be larger than the total number of people tested.**

Reporting lab	Inconclusive	Negative	Positive	Percent positive	Total
MINUTECLINIC DIAGNOSTIC MED GRP OF SAN		4	1	20%	5
ST JOHN'S RIVERSIDE HOSPITAL		4	1	20%	5
THE CLINIC OF PEDIATRICS & GI MEDICINE, INC			5	100%	5
COPELAND MEDICAL CLINIC		3	2	40%	5
CLEVELAND CLINIC MARTIN HEALTH NURSING & RESTORATIVE		5			5
GENTLE HANDS MOBILE PHLEBOTOMY			5	100%	5
MEDEXPRESS URGENT CARE - WEST ST PAUL, ROBERT ST S		4	1	20%	5
IVY CREEK URGENT CARE OF ENTERPRISE			5	100%	5
MEDEXPRESS URGENT CARE-VINLAND SOUTH		4	1	20%	5
MEDEXPRESS URGENT CARE- COLUMBIA HEIGH		5			5
MONTEFIORE MEDICAL CENTER LABS MONTEFIORE		4	1	20%	5
FORSYTH HOUSE			5	100%	5
CAREHERE LCS- EUSTIS			5	100%	5
MEDEXPRESS URGENT CARE FOX CHAPEL		5			5
RUSSELL SAGE COLLEGE WELLNESS CENTER		5			5
AHC Decatur County		5			5
THONOTOSASSA COMMUNITY HEALTH CENTER		1	4	80%	5
FALLSBURG CHAI		5			5
VIBRA HEALTH LABORATORY			5	100%	5
LIFEGUARD AMBULANCE SERVICE LLC - BAY COUNTY			5	100%	5
MIDDLETON PEDIATRICS			5	100%	5
MIAMI MEDICAL CONSULTANT PA			5	100%	5
ADVENTHEALTH MEDICAL GROUP COMMUNITY MEDICINE		4	1	20%	5
ELITE CARE			5	100%	5
PEDIATRICS OF CENTRAL FLORIDA – POINCIANA		3	2	40%	5
L3HARRIS FAMILY MEDICAL CENTER		1	4	80%	5
MEDEXPRESS URGENT CARE - TULSA, S YALE AVE		5			5
WALGREENS# 00323		5			5
FLORIDA PRIMARY CARE AND SPORTS MEDICINE INC		2	3	60%	5
BIOTECH CLINICAL LABORATORY			5	100%	5
BLUETAIL MEDICAL GROUP, LLC		4	1	20%	5
AFFINITY URGENT CARE			5	100%	5
Hillspring of Springboro		5			5
MID FLORIDA HEALTH INC			5	100%	5
Brookcrest Nursing Home		5			5
CELERION			5	100%	5
MINUTECLINIC, LLC #7139		5			5
ADVENTHEALTH MEDICAL GROUP PEDIATRICS AT APOPKA		5			5
MINNESOTA DEPARTMENT OF HEALTH PUBLIC HEALTH LABORATORY DIVISION	1		4	80%	5
ST LUCIE COUNTY HEALTH DEPARTMENT		4	1	20%	5
CVS SC1540POCT MYRTLE BEACH		4	1	20%	5
GRADY MEMORIAL HOSPITAL/MICRO			5	100%	5
INFECTION CONTROL/ EMPHEALTH		3	2	40%	5
WELLMED AT SOUTH STUART		4	1	20%	5
LAKEVIEW HEALTHCARE SYSTEM LLC			5	100%	5
VA Ann Arbor HCS		4	1	20%	5

COVID-19: testing by laboratory

Data through May 27, 2021 verified as of May 28, 2021 at 09:25 AM

Data in this report are provisional and subject to change.

The numbers in the table below represent the number of Florida and non-Florida residents for whom test results were received by the Department of Health. A person can be tested by more than one laboratory and can have both positive and negative results. **Therefore, the sum of the numbers in each column will be larger than the total number of people tested.**

Reporting lab	Inconclusive	Negative	Positive	Percent positive	Total
COLUMBIA MEMORIAL HOSPITAL LABORATORY		5			5
VA SALT LAKE CITY HCS		5			5
MEDEXPRESS URGENT CARE - SOUTH PARKERSBURG		5			5
PHYSICIANS QUALITY CARE			5	100%	5
BAPTIST HEALTH - TOWN CENTER			5	100%	5
SKYLINE UROLOGY		5			5
RURAL/METRO MIDSOUTH,		5			5
MD NOW MEDICAL CENTER INC			5	100%	5
HAWTHORNE HEALTH AND REHABILITATION			5	100%	5
HAMILTON MEDICAL CENTER LABORATORY		3	2	40%	5
PREMIER MEDICAL LABORATORY	1	2	2	40%	5
SOUTHEAST GEORGIA PHYSICIAN ASSOCIATES		4	1	20%	5
MINUTECLINIC, LLC #5707		5			5
CARE CENTER OF LAKE PLACID		1	4	80%	5
CITRUS HEALTH NETWORK INC		2	3	60%	5
PREMIER PEDIATRICS		1	4	80%	5
DIAGNOSTECHS		4	1	20%	5
MEDEXPRESS URGENT CARE MARTINSBURG		3	2	40%	5
JACKSON SOUTH COMMUNITY HOSPITAL LAB			5	100%	5
JOE DIMAGGIO CHILDREN'S HOSPITAL		1	4	80%	5
ADVANCED HEART CARE OF SOUTH FLORIDA		5			5
BROOKDALE NEW PORT RICHEY			5	100%	5
MINUTECLINIC DIAGNOSTIC OF PENNSYLVANIA, LLD #1545		5			5
BAPTIST HOSPITAL EMPLOYEE HEALTH OFF			5	100%	5
THE DOCTORS CENTER HEALTHCARE-SOUTHSIDE		1	4	80%	5
RAS MEDICAL SOLUTIONS, LLC		4	1	20%	5
NYC PUBLIC HEALTH LABS			5	100%	5
HEALTHCARE NETWORK OF SOUTHWEST FLORIDA			5	100%	5
CAPE COD HOSPITAL			5	100%	5
SOUTH FLORIDA FAMILY HEALTH & RESEARCH CTR			5	100%	5
AUGUSTA HEALTH			5	100%	5
URGENT CARE OF ERWIN		5			5
SOMA MEDICAL CENTER PA #3 PALOMINO			5	100%	5
AKRON GENERAL MEDICAL CENTER MAIN		5			5
OCCMED SOLUTIONS		2	3	60%	5
APOLLO GARDENS RETIREMENT RESIDENCE CARE		5			5
MEDEXPRESS URGENT CARE HUNTINGTON		5			5
LabCorp of America			5	100%	5
Kingston Care Center of Sylvania		5			5
HELIX URGENT CARE			5	100%	5
TOTAL HEALTH CARE CLINIC		5			5
MEDEXPRESS URGENT CARE LAVALE		5			5
PRECISION DIAGNOSTICS INC - NJ		5			5
HUNT CLUB MEDICAL CARE			5	100%	5
CYPRESS CREEK MEDICAL CENTER			5	100%	5
NORTHWOOD UNIVERSITY-BENNETT SPORTS CENTER		5			5

COVID-19: testing by laboratory

Data through May 27, 2021 verified as of May 28, 2021 at 09:25 AM

Data in this report are provisional and subject to change.

The numbers in the table below represent the number of Florida and non-Florida residents for whom test results were received by the Department of Health. A person can be tested by more than one laboratory and can have both positive and negative results. **Therefore, the sum of the numbers in each column will be larger than the total number of people tested.**

Reporting lab	Inconclusive	Negative	Positive	Percent positive	Total
COMMUNITY HEALTH CENTERS INC			5	100%	5
TANNER MEDICAL CENTER LABORATORY		4	1	20%	5
AMI ST FRANCIS HOSPITAL LABORATORY		4	1	20%	5
MEDEXPRESS URGENT CARE-BLOOMFIELD AVEN		4	1	20%	5
CULLMAN REGIONAL MEDICAL CENTER		3	2	40%	5
UNIVERSITY OF WASHINGTON MEDICAL CENTER (UWMC) EMERGENCY DEPT.			5	100%	5
KEYSTONE REHABILITATION AND HEALTH CENTER		1	4	80%	5
MEDEXPRESS URGENT CARE - LITTLE ROCK		4	1	20%	5
Rio Pinar Health Care			5	100%	5
EAST BANK HOSPITAL - UNIVERSITY OF MINNESOTA MEDICAL CENTER			5	100%	5
SJH			5	100%	5
EDITH NOURSE ROGERS MEMORIAL VAMC		5			5
DICKSON MEDICAL ASSOCIATES PC PATH LAB		4	1	20%	5
JOSEPH SCHENKER MD PC		5			5
LIVING WATERS MEDICAL CENTER			5	100%	5
UNIVERSITY OF MIAMI / SCCC RESEARCH LABORATORY			5	100%	5
WHITE WILSON MEDICAL CENTER - FWB		1	4	80%	5
OPTUMCARE FLORIDA, LLC		3	2	40%	5
SOUTH FLORIDA RESEARCH ORGANIZATION			5	100%	5
SUMMIT URGENT CARE EAST POINT		4	1	20%	5
Kroger 099 - The Little Clinic Fort Collins		5			5
EASTCHESTER PEDIATRIC MEDICAL GROUP		5			5
CFP PHYSICIANS GROUP			5	100%	5
CVS TX5877POCT PEARLAND		5			5
GET WELL EXPRESS URGENT CARE & WALK-IN CLINIC			5	100%	5
CARENOW URGENT CARE - WINTER SPRINGS		4	1	20%	5
CATSKILL REGIONAL MEDICAL CENTER		5			5
MEDEXPRESS URGENT CARE - ANDERSON		5			5
CAREMOUNT MEDICAL PC - BEDFORD URGENT		5			5
FRESENIUS MEDICAL CARE			5	100%	5
BUEN PASTOR MEDICAL CENTER, INC			5	100%	5
FLORIDA CLINICAL LABORATORY - BIOREFERENCE LABORATORIES		2	3	60%	5
Oceanside Health & Rehabilitation Center		5			5
REELFOOT FAMILY WALK IN CLINIC		4	1	20%	5
JUPITER ISLAND MEDICAL CLINIC INC		5			5
FLORIDA DEPARTMENT OF HEALTH - INVERNESS		3	2	40%	5
COMMONS AT ORLANDO LUTHERAN TOWERS SNF			5	100%	5
PRL NYC PANDEMIC RESPONSE LAB			5	100%	5
SINAI POST ACUTE NURSING AND REHAB CE		5			5
James A. Lovell Federal Health Care Center		5			5
CVS CA9606POCT TEMECULA		5			5
XRL SXF REF LAB		5			5
CHILDREN'S HEALTHCARE OF ATLANTA		5			5
WEST PACIFIC MEDICAL LABORATORY			5	100%	5
ARKANSAS DEPARTMENT OF HEALTH			5	100%	5
MASSASHUSETTS STATE LAB INSTITUTE		2	3	60%	5

COVID-19: testing by laboratory

Data through May 27, 2021 verified as of May 28, 2021 at 09:25 AM

Data in this report are provisional and subject to change.

The numbers in the table below represent the number of Florida and non-Florida residents for whom test results were received by the Department of Health. A person can be tested by more than one laboratory and can have both positive and negative results. **Therefore, the sum of the numbers in each column will be larger than the total number of people tested.**

Reporting lab	Inconclusive	Negative	Positive	Percent positive	Total
CVS OH6167POCT ASHLAND		5			5
OMNICARE PHARMACY OFTEXAS 1, LP DBA OMNICARE		5			5
TMH PHYSICIAN PARTNERS SOUTHWOOD		1	4	80%	5
PHYSICIANS IMMEDIATE CARE CHICAGO			5	100%	5
URGENT CARE COASTAL GA			5	100%	5
VEIL VALLEY MEDICAL CENTER			5	100%	5
HELIX DIAGNOSTIX		2	3	60%	5
BOND & STEELE CLINIC PA D/B/A BOND CLINIC PA		5			5
WYOMING PUBLIC HEALTH LAB			5	100%	5
AHF PUBLIC HEALTH LABORATORY			5	100%	5
MEDEXPRESS URGENT CARE - MOUNTAIN HOME		4	1	20%	5
UNIVERSITY OF CHICAGO MEDICAL CENTER LAB			5	100%	5
FINLAY		1	4	80%	5
MEDEXPRESS NORTHSIDE			5	100%	5
OLEAN GENERAL HOSPITAL		5			5
WESTMINSTER SHORES			5	100%	5
WILLOW CREEK RETIREMENT CENTER		5			5
EAST CENTRAL FLORIDA OUT PATIENT IMAGING			5	100%	5
PINES HEALTH MART PHARMACY		5			5
KETTERING HEALTH			5	100%	5
ELDER ALTERNATIVES INC		3	2	40%	5
RELIANT IMMUNE DIAGNOSTICS			5	100%	5
SAN JUAN REGIONAL MEDICAL CENTER		5			5
NORTH DADE NURSING AND REHABILITATION CENTER			5	100%	5
SAFETY HARBOR SENIOR LIVING			5	100%	5
REHABILITATION CENTER AT JUPITER GARDENS		5			5
BROOME COUNTY HEALTH DEPARTMENT		4	1	20%	5
URGENT MED INC		3	2	40%	5
PEDIATRIC URGENT HEALTH CARE			5	100%	5
ALLIANCE FOR MULTISPECIALTY RESEARCH		5			5
FLORIDA HOSPITAL LAKE MARY		5			5
MIAMI CANCER INSTITUTE			5	100%	5
CVS AZ7841POCT TUCSON		5			5
MINUTECLINIC DIAGNOSTIC OF OHIO #5060		4	1	20%	5
ADVANCED PEDIATRICS OF BOCA LLC			5	100%	5
URGENT TEAM MANAGEMENT OF TENNESSEE, L		4	1	20%	5
CVS IL7017POCT BLOOMINGTON		5			5
STEUBEN COUNTY PUBLIC HEALTH		5			5
NORTH SHORE HEMATOLOGY-ONCOLOGY ASSOCIATES, PC		5			5
SUTTER TRACY COMMUNITY HOSPITAL			5	100%	5
Walker BaptistMedCtr		4	1	20%	5
INTERNAL MEDICINE & PRIMARY CARE ASSOCIATES, PLC			5	100%	5
MEDEXPRESS URGENT CARE - BECKLEY CROSS		4	1	20%	5
CVS NC2749POCT CONCORD		5			5
FASTMED URGENT CARE			5	100%	5
AMAVIDA		5			5

COVID-19: testing by laboratory

Data through May 27, 2021 verified as of May 28, 2021 at 09:25 AM

Data in this report are provisional and subject to change.

The numbers in the table below represent the number of Florida and non-Florida residents for whom test results were received by the Department of Health. A person can be tested by more than one laboratory and can have both positive and negative results. **Therefore, the sum of the numbers in each column will be larger than the total number of people tested.**

Reporting lab	Inconclusive	Negative	Positive	Percent positive	Total
CVS NC7548POCT FUQUAY VARINA		4	1	20%	5
CVS CA9803POCT RIVERSIDE		5			5
FOUNDCARE, INC			5	100%	5
Katherine Luther Residential Healthcare		5			5
MINUTECLINIC DIAGNOSTIC PA #3344		5			5
FRANCES WARDE MEDICAL LABORATORY		2	3	60%	5
ATLANTA PLUS URGENT CARE			5	100%	5
FELICIDAD MEDICAL CENTER INC			5	100%	5
NEW YORK STATE DEPARTMENT OF HEALTH			5	100%	5
LIFEPLUS HEALTHCARE GROUP INC		5			5
CVS SC4288POCT ROCK HILL		4	1	20%	5
MONTCLAIR STATE UNIV/HLTH & WELLNESS		5			5
SCIENCE CARE			5	100%	5
LOYOLA UNIVERSITY MEDICAL CENTER LABORATORY			5	100%	5
MONROE COUNTY DEPT OF PUBLIC HEALTH ST		5			5
WATERTOWN URGENT CARE PLLC		5			5
Arbors at Stow		5			5
LEVY COUNTY DEPT. OF PUBLIC SAFETY		2	3	60%	5
MEDICAL UNIVERSITY SC HOSPITAL			5	100%	5
MEDEXPRESS URGENT CARE - WALDORF, CRAIN HWY		5			5
BEACH HOUSE		5			5
CVS AZ10150POCT PHOENIX		4	1	20%	5
SPRINGHILL SENIOR RESIDENCE		5			5
CVS MA1006POCT BROCKTON		5			5
John L. McClellan Memorial Veterans Hospital		5			5
CHAMPLAIN VALLEY PHYSICIANS HOSPITAL		3	2	40%	5
DAVENPORT PEDIATRICS CLERMONT			5	100%	5
INNOVATIVE COVID-DIVERSEY			5	100%	5
MEDICAL CENTER OF BLOUNTSTOWN			5	100%	5
CVS CA9145POCT SANTEE		4	1	20%	5
PHOEBE SUMTER MEDICAL CENTER LABORATORY		4	1	20%	5
BOROPARK URGENT CARE		4	1	20%	5
UCF STUDENT HEALTH SERVICES LABORATORY		2	3	60%	5
MEDEXPRESS URGENT CARE - BRIDGEVILLE		5			5
MINUTECLINIC DIAGNOSTIC MED GRP OF ORA		4	1	20%	5
COVENANT COLLEGE HEALTH SERVICES		5			5
Kroger 449 - The Little Clinic Mountain Park		4	1	20%	5
PRECISION LABS LLC		2	3	60%	5
PEACEHEALTH LABORATORIES		3	1	25%	4
KENTUCKY CABINET FOR HEALTH AND FAMILY SERVICES			4	100%	4
MEDEXPRESS URGENT CARE - CEDAR KNOLLS		3	1	25%	4
UNION CITY MANOR NURSING CENTER		4			4
STEAMBOAT EMERGENCY CENTER			4	100%	4
NEMOURS CHILDREN'S URGENT CARE LAKE NONA			4	100%	4
LAKE FOREST PARK OP CO LLC		4			4
MEDEXPRESS URGENT CARE - FORT SMITH		4			4

COVID-19: testing by laboratory

Data through May 27, 2021 verified as of May 28, 2021 at 09:25 AM

Data in this report are provisional and subject to change.

The numbers in the table below represent the number of Florida and non-Florida residents for whom test results were received by the Department of Health. A person can be tested by more than one laboratory and can have both positive and negative results. **Therefore, the sum of the numbers in each column will be larger than the total number of people tested.**

Reporting lab	Inconclusive	Negative	Positive	Percent positive	Total
HEALTH EXPRESS URGENT CARE		2	2	50%	4
PALM BEACH CANCER INSTITUTE			4	100%	4
PILGRIM PHARMACY INC		4			4
Harbor House		4			4
CRESTAR LABS		2	2	50%	4
QUEST DIAGNOSTICS INCORPORATED	1		3	75%	4
Lakeview Village		4			4
WELLSTREET BUCKHEAD SOUTH		3	1	25%	4
MAURY REGIONAL MEDICAL CENTER		4			4
INDIAN RIVER SHERIFF OFFICE		4			4
CROSSROADS URGENT CARE PLLC		4			4
RESOLUTE PAIN SOLUTIONS		4			4
JERSEY IRISH MEDICAL (DBA AFC URGENT C		3	1	25%	4
CONSOLIDATED LABORATORY SERVICES			4	100%	4
FLORENCE - HUNTSVILLE HOSPITAL URGENT CARE		3	1	25%	4
BRANDON REGIONAL HOSPITAL-CLINICAL LAB			4	100%	4
BETTERMED URGENT CARE			4	100%	4
FLORIDA CANCER SPECIALISTS AND RESEARCH		2	2	50%	4
VITAL CARE URGENT CARE			4	100%	4
NORTH DAKOTA DEPT OF HEALTH MICROBIOLOGY		1	3	75%	4
BUCKINGHAM PLACE ALF		4			4
FAMILY MEDICAL CLINIC HOMESTEAD, LLC			4	100%	4
ABRAKIDABRA KIDS CLINIC		1	3	75%	4
PLAINVIEW PRIMARY CARE		4			4
MONTANA DEPARTMENT OF PUBLIC HEALTH & HUMAN SERVICES			4	100%	4
WINDSOR AT OCALA		3	1	25%	4
RAJ K PAI MD PA			4	100%	4
CHILDREN'S HEALTHCARE OF ATLANTA AT EG		4			4
RML PHARMACY PC		4			4
CHILDREN'S MEDICAL GROUP		4			4
EAST TENNESSEE CHILDREN'S HOSPITAL		3	1	25%	4
CVS IL2297144CV CHICAGO		4			4
SIGNATURE CARE MONTROSE		2	2	50%	4
MEDEXPRESS URGENT CARE, HERMITAGE		2	2	50%	4
MEDAC AT PORTERS NECK			4	100%	4
BETHPAGE EXTENDED HOURS CENTER		4			4
HILLVIEW LABORATORY			4	100%	4
A PATTERN MEDICAL CLINIC		4			4
EPI			4	100%	4
MEDEXPRESS URGENT CARE - WESTFIELD, E MAIN ST		3	1	25%	4
WALGREENS #04311		4			4
PM PEDIATRICS OF SELDEN PLLC		4			4
MEDEXPRESS URGENT CARE - TEAYS VALLEY		3	1	25%	4
BIOTEST PLASMA CENTER		4			4
FAMILY MEDICINE AT WINTER PARK			4	100%	4
LAKE MARY PEDIATRICS			4	100%	4

COVID-19: testing by laboratory

Data through May 27, 2021 verified as of May 28, 2021 at 09:25 AM

Data in this report are provisional and subject to change.

The numbers in the table below represent the number of Florida and non-Florida residents for whom test results were received by the Department of Health. A person can be tested by more than one laboratory and can have both positive and negative results. **Therefore, the sum of the numbers in each column will be larger than the total number of people tested.**

Reporting lab	Inconclusive	Negative	Positive	Percent positive	Total
State Lab Unspecifd			4	100%	4
SOUTHERN SURGICAL ARTS		4			4
LEESBURG REGIONAL MEDICAL CENTER URGENT CARE			4	100%	4
NAVAL HOSPITAL CAMP PENDLETON			4	100%	4
CALUSA HARBOUR			4	100%	4
UF HEALTH PATHOLOGY LABORATORIES			4	100%	4
Kroger 959 - The Little Clinic Carmel		4			4
FLORIDA HEART AND VASCULAR			4	100%	4
H/L of WEst ASHley Rhabilitation and Nursing Center		4			4
URGENT CARE OF THE SMOKIES			4	100%	4
LATCHER LABORATORY OF A O FOX MEMORIAL		2	2	50%	4
NEULIFE NEUROLOGICAL SERVICES LLC			4	100%	4
SIMEDHEALTH, LLC		2	2	50%	4
SANFORD SOUTH UNIVERSITY		4			4
CVS AZ7855POCT TUCSON		3	1	25%	4
FHPG TAMPA PRIMARY CARE			4	100%	4
MEDEXPRESS URGENT CARE GREENSBURG		3	1	25%	4
CVS TX1057POCT SAN ANTONIO		3	1	25%	4
Sears Coastal Nursing and Rehab		4			4
MEDEXPRESS URGENT CARE-CHIPPEWA		3	1	25%	4
LABQ CLINICAL DIAGNOSTICS		4			4
FHCP - ORMOND BEACH			4	100%	4
MD ANDERSON			4	100%	4
MINNESOTA DEPARTMENT OF HEALTH LABORATORY	1		3	75%	4
DYNACARE LABORATORIES			4	100%	4
Crowne Health Care of Greenville		4			4
WE CARE - CARNIVAL CRUISELINE		4			4
MEDEXPRESS URGENT CARE-SELINGSGROVE		3	1	25%	4
ANY LAB TEST FAST CORP		3	1	25%	4
COLONIAL MEDICAL CENTER-EAST ORLANDO			4	100%	4
BAYLOR ESOTERIC AND MOLECULAR LAB			4	100%	4
Stonespring Transitional Care		4			4
CHRISTIAN REST HOME ASSOC		4			4
COVID PROCESSING SITE			4	100%	4
WALGREENS #07034		4			4
SUMMERFORD NURSING HOME, INC.		4			4
CUMBERLAND MEDICAL CENTER INC		4			4
MEMORIAL HEALTH CARE SYSTEMS			4	100%	4
WALGREENS #11329		4			4
BETHESDA HOSPITAL WEST BLOOD GAS LAB			4	100%	4
LIFEHOPE LABS			4	100%	4
Sky View Rehabilitation and Health Care Center		4			4
CVS TN7144POCT BARTLETT		4			4
DTR LABS		3	1	25%	4
ALLEGHENY GENERAL HOSPITAL			4	100%	4
RRMC CREEKSIDE LAB		4			4

COVID-19: testing by laboratory

Data through May 27, 2021 verified as of May 28, 2021 at 09:25 AM

Data in this report are provisional and subject to change.

The numbers in the table below represent the number of Florida and non-Florida residents for whom test results were received by the Department of Health. A person can be tested by more than one laboratory and can have both positive and negative results. **Therefore, the sum of the numbers in each column will be larger than the total number of people tested.**

Reporting lab	Inconclusive	Negative	Positive	Percent positive	Total
FLORIDA HEALTHCARE PLAN			4	100%	4
GUTHRIE MEDICAL GROUP - CORNING		3	1	25%	4
ACCESS RECOVERY SOLUTIONS LLC			4	100%	4
LIFE CARE HOME HEALTH SERVICES LLC		1	3	75%	4
MEDEXPRESS URGENT CARE, LANCASTER WEST		2	2	50%	4
SCRIPPS CLINIC MEDICAL			4	100%	4
ROAN DRUG COMPANY LLC		4			4
Millennium Nursing & Rehab Center		4			4
DEPARTMENT OF HEALTH AND ENVIRONMENTAL CONTROL			4	100%	4
PDL PHARMACY CORP			4	100%	4
MARSHFIELD LABORATORIES			4	100%	4
SOUTH BAY CORRECTIONAL FACILITY			4	100%	4
MYKIDZMD PEDIATRICS PLLC		4			4
1ST CHOICE URGENT CARE CENTER LLC		3	1	25%	4
HEALTHQUEST, INC		3	1	25%	4
CVS CA8861POCT BUENA PARK		4			4
MEDEXPRESS URGENT CARE - SOMERSET TOWNSHIP		4			4
SOUTH MIAMI HOSPITAL		1	3	75%	4
UNIVERSITY OF MARYLAND MEDICAL CENTER			4	100%	4
MEDICINE SHOPPE #1306 THE		3	1	25%	4
HAVEN CUSTEAD CARE CENTER		1	3	75%	4
COMMUNITY PHYSICIANS OF NORTH PORT PA			4	100%	4
CONSULATE HEATH CARE AT WEST ALTAMONTE			4	100%	4
NOVANT HEALTH PRESBYTERIAN		2	2	50%	4
EXPRESS TESTING-ONE			4	100%	4
RELIANT ACUTE CARE			4	100%	4
COVENIENT CARE MEDICAL CLINIC			4	100%	4
BE WELL PHARMACY		4			4
MEDEXPRESS URGENT CARE - CINNAMINSON		3	1	25%	4
CVS CT288POCT BRISTOL		3	1	25%	4
TARPON SPRINGS PEDIATRICS, LLC			4	100%	4
SOUTHLAND SUITES OF LAKELAND			4	100%	4
FLORIDA HOSPITAL LABORATORIES		4			4
Bethany Health and Rehab		4			4
AURORA BAYCARE UROLOGY			4	100%	4
SAMARITAN PACIFIC COMMUNITIES HOSPITAL		3	1	25%	4
IMIC INC RESEARCH			4	100%	4
ORLANDO REGIONAL HEALTH SERVICES		2	2	50%	4
HAMPTON ALF AT 24TH ROAD LLC			4	100%	4
FLORIDA HOSPITAL PHYSICIANS GROUP		1	3	75%	4
CAPITAL HEALTH LABORATORY INC			4	100%	4
CELEBRATION PEDIATRICS			4	100%	4
Kroger 895 - The Little Clinic Green Hills		4			4
WESLEY CHAPEL INTERNAL MEDICINE AND PEDIATRICS			4	100%	4
ARCPPOINT LABS OF FORT LAUDERDALE, FL CENTRAL		1	3	75%	4
WALGREENS #01456		4			4

COVID-19: testing by laboratory

Data through May 27, 2021 verified as of May 28, 2021 at 09:25 AM

Data in this report are provisional and subject to change.

The numbers in the table below represent the number of Florida and non-Florida residents for whom test results were received by the Department of Health. A person can be tested by more than one laboratory and can have both positive and negative results. **Therefore, the sum of the numbers in each column will be larger than the total number of people tested.**

Reporting lab	Inconclusive	Negative	Positive	Percent positive	Total
MD NOW URGENT CARE - DELRAY WEST			4	100%	4
MEDEXPRESS URGENT CARE - NUTLEY		4			4
LIVERNE HEALTH AND REHABILITATION		4			4
JFK INTERNAL MEDICINE FACULTY PRACTICE		2	2	50%	4
DEPARTMENT OF HEALTH/ NEW YORK			4	100%	4
SUMMIT CLINICAL LABORATORIES LLC			4	100%	4
THE OASIS ALF		4			4
Kroger 186 - The Little Clinic Holiday Manor		3	1	25%	4
CALLE OCHO DIALYSIS			4	100%	4
CVS NC4169POCT FAYETTEVILLE		4			4
ASCENSION ST VINCENT'S MEDICAL CENTER		3	1	25%	4
DR. G'S URGENT CARE			4	100%	4
ADVANCED URGENT CARE LLC		1	3	75%	4
PREMIER PEDIATRICS LLC			4	100%	4
JUPITER INTERNAL MEDICINE AND ASSOCIATES			4	100%	4
MEDICAL ASSOCIATES OF BREVARD LLC		3	1	25%	4
MEDEXPRESS URGENT CARE-WILKINS TOWNSHIP, WILLIAM PENN HIGHWAY		4			4
OCEAN MEDICAL CENTER		3	1	25%	4
PM PEDIATRICS OF BAYSIDE, PLLC - MANHASSET		4			4
BASCOM PALMER EYE INSTITUTE			4	100%	4
AIRPORT CLINIC			4	100%	4
BRENTWOOD SENIOR LIVING AT ST PETE			4	100%	4
GENUS DIAGNOSTICS			4	100%	4
CVS PA371POCT PHILADELPHIA		4			4
STONE CLINICAL LABORATORIES OF FL LLC		4			4
HOME DOCS		2	2	50%	4
ELITE PRIMARY CARE OF WAYCROSS		1	3	75%	4
ST CLOUD PHARMACY AND WELLNESS CENTER		2	2	50%	4
CORTLAND REGIONAL MEDICAL CENTER		4			4
CVS CA8872POCT ALISO VIEJO		4			4
ACCENT PHYSICIAN SPECIALISTS PA		4			4
NHC DICKSON		4			4
BELLIN HEALTH LAB		1	3	75%	4
TRUE HEALTH- HOFFNER		3	1	25%	4
HCR ManorCare Greentree		4			4
NHC HealthCare, Cookeville		4			4
CVS MA2125POCT NATICK		3	1	25%	4
LOUISIANA DEPT. OF HEALTH AND HOSPITALS-INFECTIOUS DISEASE EPI SECTION			4	100%	4
MERCY HOSPITAL			4	100%	4
Kroger 125 - The Little Clinic Castle Rock		3	1	25%	4
MOBIL LAB FOR ALL INC		4			4
ST PETE DIRECT PRIMARY CARE		2	2	50%	4
INTRACOASTAL LABS INC		4			4
Lebanon VAMC		3	1	25%	4
Biopharmaceutics Laboratory Section		4			4
BAYCARE LABORATORIES		2	2	50%	4

COVID-19: testing by laboratory

Data through May 27, 2021 verified as of May 28, 2021 at 09:25 AM

Data in this report are provisional and subject to change.

The numbers in the table below represent the number of Florida and non-Florida residents for whom test results were received by the Department of Health. A person can be tested by more than one laboratory and can have both positive and negative results. **Therefore, the sum of the numbers in each column will be larger than the total number of people tested.**

Reporting lab	Inconclusive	Negative	Positive	Percent positive	Total
TOTAL RENAL LAB		3	1	25%	4
CVS MN6811POCT PLYMOUTH		4			4
Health Care Center of Jacksonville			4	100%	4
SUMNER REGIONAL MEDICAL CENTER		3	1	25%	4
HARBOUR ISLAND PEDIATRICS LLC			4	100%	4
HAWAII DEPARTMENT OF HEALTH			4	100%	4
PHYSICIANS IMMEDIATE CARE AURORA			4	100%	4
MINUTECLINIC DIAG OF IND, LLC #6908		4			4
OPTUM OF RED ROAD		4			4
Overton Brooks VAMC		4			4
Bon Secours Community Hospital Lab		4			4
SOMA MEDICAL CENTER P.A. #4			4	100%	4
BNJ		4			4
ARCPPOINT LABS OF ALTAMONTE SPRINGS		2	2	50%	4
URGENT CARE - OCONEE		2	2	50%	4
CVS CA9492POCT YORBA LINDA		4			4
Central Alabama Veterans HCS - West Campus		4			4
CVS NJ1927POCT GREEN BROOK		4			4
ELEVATION DIAGNOSTICS		4			4
ENCOMPASS HOME HEALTH		4			4
Loretto Health and Rehabilitation Center		4			4
REFUGE A HEALING PLACE, THE			4	100%	4
INDUSTRY LAB DIAGNOSTIC PARTNERS			4	100%	4
INTERNAL MEDICINE & PEDIATRICS WELLNESS CENTER		1	3	75%	4
CVS MA1238POCT MEDFIELD		3	1	25%	4
MAYO CLINIC BEACHES PRIMARY CARE CTR		3	1	25%	4
CVS NM7242POCT ALBUQUERQUE		4			4
Mill Valley Care Center		4			4
ELIZABETH CITY HEALTH & REHABILITATION		4			4
HEARTLAND - CHARLESTON OF HANAHAN SC,		4			4
ST. LUKE'S HOSPITAL - BETHLEHEM CAMPUS		1	3	75%	4
DACH MAIN LAB			4	100%	4
MINUTECLINIC DIAGNOSTIC MEDICAL		4			4
CVS PA2296POCT MACUNGIE		4			4
DERMATOLOGY SPECIALISTS OF FL - DR. JON WARD			4	100%	4
HUMC		2	2	50%	4
MEDEXPRESS URGENT CARE - WICHITA, S SENECA ST		2	2	50%	4
BARRANCO CLINIC PA, THE	1	3			4
WAKE FOREST MEDICAL CENTER LABORATORY			4	100%	4
HACKENSACK MERIDIAN URGENT CARE, PC		4			4
MEDEXPRESS URGENT CARE- FORT WORTH N T		4			4
CVS CT692POCT NORTH HAVEN		4			4
15 TO KNOW			4	100%	4
CVS CA9497POCT IRVINE		4			4
LIVINGSTON COUNTY DEPT OF HEALTH REPRO			4	100%	4
ASCENDI HOME HEALTH AGENCY INC			4	100%	4

COVID-19: testing by laboratory

Data through May 27, 2021 verified as of May 28, 2021 at 09:25 AM

Data in this report are provisional and subject to change.

The numbers in the table below represent the number of Florida and non-Florida residents for whom test results were received by the Department of Health. A person can be tested by more than one laboratory and can have both positive and negative results. **Therefore, the sum of the numbers in each column will be larger than the total number of people tested.**

Reporting lab	Inconclusive	Negative	Positive	Percent positive	Total
CARTERSVILLE MEDICAL CENTER		1	3	75%	4
CVS IN6555POCT BROWNSBURG		4			4
SINAI PLAZA NURSING AND REHAB CENTER			4	100%	4
GRASSY SPRAIN PHARMACY INC		4			4
Medilodge of Alpena		4			4
ENGLE CENTER FOR HEALTH SERVICES		4			4
Smoky Mountain Nursing and Rehabilitation Center		4			4
CVS PA10825POCT PLYMOUTH MEETING		4			4
SOUTH FLORIDA PEDIATRIC PARTNERS			4	100%	4
PANCARE HEALTH - FRANKLIN CO			4	100%	4
MEDEXPRESS URGENT CARE - HADLEY		4			4
FISHERMEN'S HOSPITAL			4	100%	4
OHIO HEALTH DOCTORS HOSPITAL			4	100%	4
ST. MARY'S HOSPITAL			4	100%	4
TUFTS MEDICAL CENTER		1	3	75%	4
PANCARE HEALTH - PONCE DE LEON			4	100%	4
AIREVAC INTERNATIONAL		4			4
W.G. (Bill) Hefner VAMC		4			4
WILLIAM A HINTON STATE LABORATORY INSTITUTE		1	3	75%	4
BARTON MEMORIAL HOSPITAL		3	1	25%	4
PARKWAY DRUGS OF ONEIDA COUNTY NORTH I		3	1	25%	4
CANOPY PEDIATRICS		4			4
CVS IL3163POCT OAK PARK		4			4
MEDEXPRESS URGENT CARE - MARKHAM STREE		3	1	25%	4
SONNI'S PEDIATRICS		1	3	75%	4
DOCTORS CARE - AIKEN MALL			4	100%	4
RIVER CITY MEDICAL ASSOCIATES INC			4	100%	4
FLORIDA HOSPITAL ALTAMONTE		2	2	50%	4
POINTE MEDICAL SERVICES INC		2	2	50%	4
APOPKA FAMILY HEALTH CENTER		3	1	25%	4
RENE F CEDENO DMD PA		4			4
NHC HealthCare, Pulaski		4			4
MEDFIRST URGENT CARE			4	100%	4
NOT GIVEN		1	3	75%	4
Waycross Health and Rehabilitation		4			4
MOUNT SINAI MEDICAL CENTER HIALEAH			4	100%	4
GILCHRIST COUNTY HEALTH DEPT			4	100%	4
UNIVERSITY OF MIAMI STUDENT HEALTH SERVICE			4	100%	4
PRIMECARE		2	2	50%	4
University Plaza Rehabilitation and Nursing			4	100%	4
Jackson Health Care Facility		2	2	50%	4
OPTUM FLORIDA		3	1	25%	4
MEDRITE MEDICAL CARE PC		4			4
DEPARTMENT OF HEALTH AND HUMAN SERVICES		2	2	50%	4
CVS MA969POCT PALMER		4			4
Glenis Dr VA Outpatient Clinic		3	1	25%	4

COVID-19: testing by laboratory

Data through May 27, 2021 verified as of May 28, 2021 at 09:25 AM

Data in this report are provisional and subject to change.

The numbers in the table below represent the number of Florida and non-Florida residents for whom test results were received by the Department of Health. A person can be tested by more than one laboratory and can have both positive and negative results. **Therefore, the sum of the numbers in each column will be larger than the total number of people tested.**

Reporting lab	Inconclusive	Negative	Positive	Percent positive	Total
CENTERPLACE HEALTH, INC			4	100%	4
OHIO CVS STORES		3	1	25%	4
MEDEXPRESS URGENT CARE NORWIN		4			4
PENINSULA REGIONAL MED CTR LAB			4	100%	4
Kroger 339 - The Little Clinic Highlands - Bardstown Road		4			4
BEAUFORT MEMORIAL			4	100%	4
HARBORCHASE OF VILLAGES CROSSING			4	100%	4
TOTAL FAMILY CARE		4			4
Oak Creek Terrace		4			4
CORIZON HEALTH INC			4	100%	4
SOUTHWESTERN REGIONAL MEDICAL CENTER - TULSA		4			4
BAPTIST HOSPITAL NURSING/PATIENT CARE			4	100%	4
WOODLAND VILLAGE HEALTHCARE CENTER		4			4
SunTerrace Health Care Center		3	1	25%	4
CVS OH6164POCT DELAWARE		4			4
PORT ORANGE PEDIATRICS PA			4	100%	4
REGIONAL MEDICAL LAB			4	100%	4
CAREWELL URGENT CARE			4	100%	4
SHARP MEMORIAL HOSPITAL MICROBIOLOGY DEPT			4	100%	4
EMERALD TRACE		4			4
CARENOW-LEBANON		2	2	50%	4
MIAMI COMMUNITY HEALTH CENTER INC		1	3	75%	4
ORANGE COUNTY HEALTH DEPARTMENT		2	2	50%	4
UNIVERSITY OF MIAMI HOSPITALS & CLINIC			4	100%	4
SONIC REFERENCE LABORATORY			4	100%	4
WHITE EARTH IHS MAIN LAB		4			4
MEDEXPRESS URGENT CARE, FAIRMONT		4			4
Henry County Health and Rehabilitation		4			4
CVS MO10151POCT SPRINGFIELD		3	1	25%	4
Good Samaritan Society - Fairfield Glade		4			4
LAHEY CLINIC MEDICAL CENTER			4	100%	4
LEON MEDICAL CENTERS, LLC			4	100%	4
TMH REHABILITATION CENTER		4			4
CVS MA1121POCT WESTFORD		4			4
COMMUNITY HEALTH CENTER OF WEST PALM BEACH			4	100%	4
MEDEXPRESS URGENT CARE-ARLINGTON		3	1	25%	4
CVS MO8555POCT KANSAS CITY		4			4
DEACONESS HOSPITAL			4	100%	4
FAMILY MEDICINE AT WATERMAN		4			4
MINUTECLINIC DIAG OF IND LLC #1367		4			4
CVS OH2381POCT LEWIS CENTER		4			4
CLINICAL CARE CENTER, INC			4	100%	4
MEDEXPRESS URGENT CARE, HANOVER		3	1	25%	4
INTERMOUNTAIN HEALTHCARE CENTRAL LABORATORY			4	100%	4
CDK LIBERTY ENTERPRISES, LLC		4			4
MEDEXPRESS URGENT CARE - LODI		4			4

COVID-19: testing by laboratory

Data through May 27, 2021 verified as of May 28, 2021 at 09:25 AM

Data in this report are provisional and subject to change.

The numbers in the table below represent the number of Florida and non-Florida residents for whom test results were received by the Department of Health. A person can be tested by more than one laboratory and can have both positive and negative results. **Therefore, the sum of the numbers in each column will be larger than the total number of people tested.**

Reporting lab	Inconclusive	Negative	Positive	Percent positive	Total
CVS NV8784POCT LAS VEGAS		3	1	25%	4
Westminster Manor		3	1	25%	4
BETHPAGE MEDICAL PLLC		4			4
UMMC MIDTOWN CAMPUS			4	100%	4
FLORIDA MEDICAL CENTER		1	3	75%	4
GERALD CHAMPION REGIONAL MEDICAL CENTE		4			4
SOUTHEASTERN REGIONAL MEDICAL CENTER			4	100%	4
PINELLAS POINT NURSING AND REHAB			4	100%	4
Franklin D. Roosevelt VAMC		4			4
METHODIST HEALTHCARE - MEMPHIS HOSP		4			4
CVS NH2257POCT MANCHESTER		4			4
Eldorado Rehab & Healthcare		4			4
IMA MEDICAL CENTER OF OVIEDO			4	100%	4
HELIX BIOMEDICS LLC			4	100%	4
CVS TX3292POCT WYLIE		4			4
DOUGLASVILLE NURSING AND REHABILITATIO		4			4
UVA HEALTH SYSTEM MEDICAL LABORATORIES			4	100%	4
CAPTAIN JAMES A. LOVELL FEDERAL HEALTHCARE CENTER			4	100%	4
PRESBYTERIAN FAMILY HEALTHCARE-KASEMAN		4			4
UNIVERSITY OF MICHIGAN		2	2	50%	4
UAB URGENT CARE CLINIC			4	100%	4
CVS PA4000POCT INDIANA		4			4
OMNICARE PHARMACY OF TEXAS 1		4			4
PANCARE HEALTH YOUNGSTOWN			4	100%	4
Heartland of Boynton Beach			4	100%	4
GREEN BAY BLIZZARD OFFICE		4			4
ADVENTHEALTH NEW SMYRNA BEACH COMMUNITY HEALTH			4	100%	4
CRISP REGIONAL HOSPITAL		4			4
Metro West Nursing and Rehab			4	100%	4
MEDEXPRESS URGENT CARE - HACKETTSTOWN		3	1	25%	4
LB Broen Home		4			4
CVS MI8091POCT FRASER		3	1	25%	4
CVS OH4499POCT LYNDHURST		2	2	50%	4
Bay View Nursing and Rehabilitation Center		3	1	25%	4
DEBORAH HEART AND LUNG CENTER		4			4
WELLSTAR PAULDING HOSPITAL		4			4
HALIFAX HEALTH CARE FOR WOMEN		3	1	25%	4
COVANCE CLS			4	100%	4
MINUTECLINIC DIAGNOSTIC OF VIRGINIA, LLC #392		4			4
CVS TX5807POCT PEARLAND		4			4
INFINITI LABS INC			4	100%	4
KAISER PERMANENTE REGIONAL LAB		4			4
OKLAHOMA STATE UNIVERSITY DIAGNOSTIC LAB			4	100%	4
RINGLING HEALTH CENTER		3	1	25%	4
GASTROENTEROLOGY ASSOC OF PENSACOLA, PA		2	2	50%	4
BAPTIST HEALTH MEDICAL CENTER			4	100%	4

COVID-19: testing by laboratory

Data through May 27, 2021 verified as of May 28, 2021 at 09:25 AM

Data in this report are provisional and subject to change.

The numbers in the table below represent the number of Florida and non-Florida residents for whom test results were received by the Department of Health. A person can be tested by more than one laboratory and can have both positive and negative results. **Therefore, the sum of the numbers in each column will be larger than the total number of people tested.**

Reporting lab	Inconclusive	Negative	Positive	Percent positive	Total
CVS NY1958POCT SYOSSET		4			4
INTERMARKET FACILITY			4	100%	4
CENTRAL FLORIDA WELLNESS LLC		4			4
Southern Pines Healthcare Center		3	1	25%	4
CARE ONE PRIMARY CARE			4	100%	4
PATHOLOGY REFERENCE LAB LLC			4	100%	4
CVS MA2297677CV BOSTON		4			4
MOBILE URGENT CARE			4	100%	4
EXTENDICARE HEALTH & REHAB CENTER		4			4
CVS CA9485POCT MISSION VIEJO		4			4
CVS TX7675POCT RED OAK		2	2	50%	4
Willowbrooke Court at Country House		4			4
NDX-CORE LAB			4	100%	4
Marian Manor, Inc		4			4
FCHC (OB)-DARWIN SQUARE CTR.			4	100%	4
Kroger 752 - The Little Clinic Central Station		3	1	25%	4
CVS OH4301POCT NORTHFIELD		4			4
Kroger 124 - The Little Clinic University		3	1	25%	4
AHC of Mckenzie		4			4
MPG JACKSONVILLE ATLANTIC BLVD		1	3	75%	4
OLYMPUS HEALTH AND PERFORMANCE			4	100%	4
COOK HOSPITAL AND CARE CENTER		3	1	25%	4
SOFTCELL L-FORM LABORATORIES, LLC		1	3	75%	4
CVS HEALTH, #5962		4			4
CVS OH4359POCT HUDSON		4			4
WINDER NURSING INC DBA WINDER HEALTH CARE		4			4
MANASOTA PEDIATRICS			4	100%	4
MICHIGAN HEALTH CLINIC LABORATORIES		3	1	25%	4
CARE ATC ARLINGTON CENTRAL PARK		4			4
SACRED HEART HEALTH SYSTEMS INC			4	100%	4
SIGNATURE CARE EMERGENCY CENTER		2	2	50%	4
JOHNNIE RUTH CLARKE LAB			4	100%	4
BAYSTATE MEDICAL CENTER		2	2	50%	4
MEDEXPRESS URGENT CARE - O'FALLON		4			4
ADMERA HEALTH			4	100%	4
PROMPT CARE OF CENTRAL FLORIDA LLC		1	3	75%	4
MEADOWS AT CYPRESS GARDENS, THE		3	1	25%	4
MARK HOANG MD PA			4	100%	4
FLORIDA DEPARTMENT OF HEALTH (FDOH)		2	2	50%	4
ASPEN VALLEY HOSPITAL			4	100%	4
Medilodge of Montrose		4			4
AFC URGENT CARE GUNBARREL			4	100%	4
ManorCare Health Services Camp Hill		4			4
LAKESIDE HOSPITAL BELLE GLADE			4	100%	4
ACHN CLINIC			4	100%	4
STANFORD HEALTH CARE ANATOMIC PATHOLOGY & CLINICAL LAB			4	100%	4

COVID-19: testing by laboratory

Data through May 27, 2021 verified as of May 28, 2021 at 09:25 AM

Data in this report are provisional and subject to change.

The numbers in the table below represent the number of Florida and non-Florida residents for whom test results were received by the Department of Health. A person can be tested by more than one laboratory and can have both positive and negative results. **Therefore, the sum of the numbers in each column will be larger than the total number of people tested.**

Reporting lab	Inconclusive	Negative	Positive	Percent positive	Total
CVS PA7132POCT THORNDALE		4			4
TRISTAR WELLNESS, LLC		4			4
NORTHSIDE HOSPITAL D/B/A ARTHRITIS		4			4
AFTER HOURS PEDS			4	100%	4
Orchid Cove at Naples			4	100%	4
REMEDY URGENT CLINIC		2	2	50%	4
CHAMBREL AT PINECASTLE		3	1	25%	4
MEDEXPRESS URGENT CARE - WEXFORD		4			4
CVS NE2741POCT LA VISTA		4			4
CENTRAL FLORIDA INTERNAL OCCUPATIONAL AND		4			4
CAREWELL 202			4	100%	4
NEXT BIO RESEARCH SERVICES, LLC		1	3	75%	4
ALLSTATE HEALTH SERVICES, INC		4			4
MAILBOX DIAGNOSTICS		2	2	50%	4
NEMOURS CHILDREN'S CLINIC			4	100%	4
WALGREENS NO 19542		3			3
Concordia Village of Tampa			3	100%	3
MEDFUSION		2	1	33%	3
NEWCARE PRIMARY MEDICINE			3	100%	3
Diversicare of Ripley		3			3
MINUTECLINIC, LLC #05814		3			3
MEDEXPRESS URGENT CARE - RICHMOND, W BROAD ST		3			3
MARLBORO URGENT CARE		3			3
ACCESS LABORATORIES LLC			3	100%	3
GYN PATH SERVICES			3	100%	3
ACCOMPLISHED HOME CARE		3			3
DELRAY BEACH HEALTH DEPT LAB			3	100%	3
Kroger 627 - The Little Clinic Castleberry		2	1	33%	3
Harbert Hills Academy Nursing Home		3			3
Hackensack Univ Medical Center At Pasc		2	1	33%	3
NORTH BROWARD HOSPITAL DISTRICT HEALTHCARE FOR THE HOMELESS			3	100%	3
QUEST DIAGNOSTICS CLINICAL LABORATORIES INC		2	1	33%	3
CVS IL2788POCT BUFFALO GROVE		3			3
CAMPAZZI CONCIERGE MEDICAL SERVICES		2	1	33%	3
WAKULLA URGENT CARE & DIAGNOSTIC			3	100%	3
MEDICAL SERVICES OF AMERICA HOME HEALTH		3			3
HOPE HEALTH CARE, LLC		3			3
ASANTE THREE RIVERS MEDICAL CENTER LAB		3			3
WHOLE CHILD PEDIATRICS			3	100%	3
NORTHERN LIGHT LABORATORY		1	2	67%	3
SUPER HEALTH PHARMACY LLC		3			3
MASSACHUSETTS DEPARTMENT OF HEALTH			3	100%	3
FAST PACE URGENT CARE			3	100%	3
OAKMONT OF UNION SC, LLC		3			3
BRADENTON PHYSICIAN MEDICAL CENTER			3	100%	3
LAB PLUS, LLC AT ASCENSION SAINT THOMA		3			3

COVID-19: testing by laboratory

Data through May 27, 2021 verified as of May 28, 2021 at 09:25 AM

Data in this report are provisional and subject to change.

The numbers in the table below represent the number of Florida and non-Florida residents for whom test results were received by the Department of Health. A person can be tested by more than one laboratory and can have both positive and negative results. **Therefore, the sum of the numbers in each column will be larger than the total number of people tested.**

Reporting lab	Inconclusive	Negative	Positive	Percent positive	Total
HARBOUR'S EDGE		2	1	33%	3
BROADWAY HEALTH FLORIDA MEDICAL CLINIC URGENT CARE			3	100%	3
FAMILY PRACTICE OF CENTRAL FLORIDA PA		1	2	67%	3
PEDIATRICS IN NORTH FLORIDA PA			3	100%	3
CARESPOT-WELLINGTON			3	100%	3
Domiciliary Rehab & Residential Treatment Program		3			3
PALM COTTAGE OPERATOR LLC		2	1	33%	3
HARBORCHASE OF STUART			3	100%	3
CENTURY LINK SPORTS COMPLEX			3	100%	3
THE OASIS BEACHSIDE		3			3
IM&P WELLNES CENTER			3	100%	3
UNITY LONGPOND		3			3
BAPTIST OUTPATIENT SERVICES			3	100%	3
TIEHH BIOTERRORISM RESPONSE LAB			3	100%	3
IOWA DEPARTMENT OF PUBLIC HEALTH			3	100%	3
ADVANCED URGENT CARE CENTER OF THE UPPER KEYS		1	2	67%	3
CLINIC OF PLANT CITY, THE		2	1	33%	3
NORTHCREST MEDICAL CENTER		1	2	67%	3
PEDIATRICS BY THE SEA JOG RD OFFICE			3	100%	3
CVS NJ2369POCT JACKSON		3			3
GARCIA MORALES NELSON			3	100%	3
POLK PEDIATRICS		1	2	67%	3
Crowne Health Care of Mobile		3			3
THOMAS LANGLEY			3	100%	3
ASANTE ROGUE REGIONAL MEDICAL CENTER L		3			3
PLANT CITY FAMILY CARE		3			3
CVS AZ9374POCT TUCSON		3			3
Kroger 522 - The Little Clinic Gahanna		2	1	33%	3
MINUTECLINIC DIAGNOSTIC, PA		3			3
Walgreens #5984		3			3
TRUE HEALTH - LAKE UNDERHILL		3			3
ROYAL PALM RETIREMENT CENTRE		3			3
BROOKDALE SENIOR LIVING			3	100%	3
FAMILY CARE SPECIALISTS OF ORLANDO			3	100%	3
SUMMIT MEDICAL GROUP - WEST ORANGE		3			3
ACL LABORATORIES INDUSTRIAL TOXICOLOGY			3	100%	3
OCEAN PEDIATRIC CARE			3	100%	3
AMBER COURT OF ELIZABETH		3			3
SCIENTIFIC LABORATORY DIVISION			3	100%	3
THE RIM URGENT CARE			3	100%	3
PROPATH			3	100%	3
MONTANA PUBLIC HEALTH LAB			3	100%	3
CVS NC3514POCT STANLEY		3			3
EFFINGHAM HOSP, INC, DBA EFFINGHAM HEALTH		3			3
CVS MA41POCT TAUNTON		2	1	33%	3
COOSA VALLEY HEALTHCARE CENTER LLC		3			3

COVID-19: testing by laboratory

Data through May 27, 2021 verified as of May 28, 2021 at 09:25 AM

Data in this report are provisional and subject to change.

The numbers in the table below represent the number of Florida and non-Florida residents for whom test results were received by the Department of Health. A person can be tested by more than one laboratory and can have both positive and negative results. **Therefore, the sum of the numbers in each column will be larger than the total number of people tested.**

Reporting lab	Inconclusive	Negative	Positive	Percent positive	Total
NEWSTAR MEDICAL LABORATORIES		3			3
FLORIDA MEDICAL CLINIC, LLC			3	100%	3
Florida Baptist Retirement Center		1	2	67%	3
BOND & STEELE CLINIC, PA			3	100%	3
NEW SMYRNA BEACH AMBULATORY CARE CTR		2	1	33%	3
F W HUSTON MEDICAL CENTER SENIOR LIVIN		3			3
BROOKDALE OAKBRIDGE		1	2	67%	3
CHEROKEE COUNTY HEALTH AND REHAB CENTER		3			3
MARRA'S PHARMACY		3			3
LRHS Florida Poly Tech		3			3
MEDEXPRESS URGENT CARE - WHEELING		2	1	33%	3
MEMORIAL HERMANN CONSOLIDATED LABORATORY SERVICES			3	100%	3
CAPTIAL REGIONAL MEDICAL CENTER			3	100%	3
CROSSROADS URGENT CARE DBA URGENT TEA		3			3
OCALA REGIONAL KIDNEY CENTER-WEST			3	100%	3
BOSTON MEDICAL CENTER			3	100%	3
OPTUM PRIMARY CARE - SILVER LAKES			3	100%	3
EAST NAPLES PEDIATRICS			3	100%	3
MEMORIAL HERMANN HOSPITAL			3	100%	3
UHEALTH CORAL SPRINGS			3	100%	3
LEGACY ER & URGENT CARE - FRISCO WEST			3	100%	3
CONCENTRA - PLANTATION		3			3
MEDICAL CITY DALLAS HOSPITAL			3	100%	3
WEILL CORNELL MEDICAL ASSOCIATES - EAST SIDE		3			3
NORTHWELL HEALTH			3	100%	3
NORTHWEST FLORIDA CLINICAL LAB		1	2	67%	3
INTERCOASTAL FAMILY PRATICE		1	2	67%	3
ACL LABORATORIES - ROSEMONT			3	100%	3
QUALITY LABORATORY SERVICE		2	1	33%	3
CVS MA335POCT RAYNHAM		3			3
CVS OH2540POCT HILLIARD		3			3
DIGNITY HEALING LLC			3	100%	3
CANOPY AT HARPER LAKE, THE			3	100%	3
SOUTHEAST GEORGIA HEALTH SYSTEM BRUNS		3			3
HEALTH AND WELLNESS URGENT CARE LLC			3	100%	3
NORTH CAROLINA DEPT OF HEALTH & HUMAN SRVCS STATE LAB OF PUBLIC HEALTH			3	100%	3
MEDEXPRESS URGENT CARE - LINKHORNE		3			3
WALGREENS ORTIZ STELLA (ST 655)		3			3
SURETOX LABORATORY LLC		2	1	33%	3
Farmville Health & Rehab Center		3			3
ATLANTIS OUTPATIENT CENTER		3			3
BOLING, STEPHANIE		3			3
UNIVERSITY OF KANSAS MEDICAL CENTER			3	100%	3
WINDERMERE PEDIATRICS			3	100%	3
THE CENTER FOR DISCOVERY		3			3
CVS AZ10529POCT SCOTTSDALE		3			3

COVID-19: testing by laboratory

Data through May 27, 2021 verified as of May 28, 2021 at 09:25 AM

Data in this report are provisional and subject to change.

The numbers in the table below represent the number of Florida and non-Florida residents for whom test results were received by the Department of Health. A person can be tested by more than one laboratory and can have both positive and negative results. **Therefore, the sum of the numbers in each column will be larger than the total number of people tested.**

Reporting lab	Inconclusive	Negative	Positive	Percent positive	Total
WISE HEALTH SYSTEM		1	2	67%	3
Westside Terrace		3			3
ALLIANCE LABS @LRMC			3	100%	3
HEALGEN SCIENTIFIC			3	100%	3
Medilodge of Monroe		3			3
CVS IN6608POCT NEW PALESTINE		1	2	67%	3
HOLLAND AMERICA PRINCESS - ALASKA YUKON		3			3
Kroger 753 - The Little Clinic Goss Avenue		3			3
TAMPA		1	2	67%	3
CVS OH3980POCT KENT		3			3
UNIVERSITY URGENT CARE			3	100%	3
MEDEXPRESS URGENT CARE - JEANNETTE		3			3
SENTARA NORFOLK GENERAL HOSPITAL CENTRAL LAB			3	100%	3
BOONES CREEK URGENT CARE		1	2	67%	3
GINKGO-IXLAYER		3			3
HELIX LW UC		1	2	67%	3
Cleveland Clinic Weston			3	100%	3
MANORCARE NURSING & REHABILITATION CENTER-NAPLES		3			3
ADRIANA M CASTRO MD PA		3			3
ORCHID COVE DAYTONA			3	100%	3
SPARROW CENTRAL LAB			3	100%	3
Kroger 768 - The Little Clinic Leestown Rd		2	1	33%	3
MEDEXPRESS URGENT CARE - WATCHUNG		3			3
COOPER UNIVERSITY HOSPITAL LABORATORY		2	1	33%	3
UHEALTH JACKSON URGENT CARE - CUTLER BAY		1	2	67%	3
MEDEXPRESS - WILMINGTON KIRKWOOD HIGHWAY		2	1	33%	3
NASSAU COUNTY HEALTH DEPARTMENT		3			3
OMNI HEALTHCARE INC		1	2	67%	3
SOLERA SPECIALTY PHARMACY LLC		2	1	33%	3
IP BOISE 1		2	1	33%	3
C19 LABS			3	100%	3
Maple Lawn MCF		3			3
CVS PHARMACY INC DBA CVS/PHARMACY #10908		3			3
NASSAU COUNTY HEALTH DEPARTMENT-FERNANDINA BEACH C		3			3
HOUSTON MEDICAL CENTER			3	100%	3
INTERNAL MEDICINE AND WOUND CARE SPECIALIST LLC		3			3
ALVERNO CLINICAL LABORATORIES			3	100%	3
EASTMAN HEALTHCARE & REHAB		3			3
HOLY CITY MED URGENT CARE			3	100%	3
Kroger 388 - The Little Clinic Braelinn Village		3			3
ALCALA PHARMACEUTICALS			3	100%	3
CERTIVIA LABORATORIES			3	100%	3
CEDAR CREST HEALTH CENTER		3			3
ADVENTHEALTH WATERMAN COMMUNITY CLINIC			3	100%	3
PRIMARY CARE CENTER OF LAKE CITY, THE			3	100%	3
Medford Multicare		3			3

COVID-19: testing by laboratory

Data through May 27, 2021 verified as of May 28, 2021 at 09:25 AM

Data in this report are provisional and subject to change.

The numbers in the table below represent the number of Florida and non-Florida residents for whom test results were received by the Department of Health. A person can be tested by more than one laboratory and can have both positive and negative results. **Therefore, the sum of the numbers in each column will be larger than the total number of people tested.**

Reporting lab	Inconclusive	Negative	Positive	Percent positive	Total
ONSLow MEMORIAL HOSPITAL LABORATORY		3			3
320 S TRANSIT ST		3			3
RIGHT AT HOME			3	100%	3
Kings County Hospital Center			3	100%	3
SUN TERRACE HEALTH CARE CENTER			3	100%	3
CVS NJ2949POCT EAST HANOVER		2	1	33%	3
HAMILTON COUNTY HEALTH DEPARTMENT		3			3
UNIVERSITY MEDICAL CENTER OF SOUTHERN NEVADA (UMCSN)			3	100%	3
PHYSICIANS MEDICAL CENTER		3			3
ESCO DRUG CO INC		3			3
WALGREENS #07502		3			3
VELOCITY URGENT CARE			3	100%	3
TARRANT COUNTY PUBLIC HEALTH		3			3
MID FLORIDA CLINICAL LABORATORY		2	1	33%	3
MUNSON MEDICAL CENTER			3	100%	3
CVS - MINUTECLINIC			3	100%	3
Kroger 635 - The Little Clinic Dacula		3			3
HOMELAND CENTER		3			3
SHANDS AT LAKE SHORE LAB		1	2	67%	3
Kroger 571 - The Little Clinic Hendersonville		1	2	67%	3
SAFE PMC		3			3
North Ottawa Care Center at Heartwood Lodge		3			3
CLEVELAND CLINIC SLW ED		3			3
VIRGINIA DIVISION OF CONSOLIDATED LABORATORIES			3	100%	3
DOCTOR 4 U CLINIC		1	2	67%	3
ADVANCED MEDICAL RESEARCH CENTER LLC			3	100%	3
CARECENTER PHARMACY, LLC		3			3
TRICORE REFERENCE LABORATORY		1	2	67%	3
MID-FLORIDA PATHOLOGY LLC - MOBILE UNIT # 3		1	2	67%	3
PRISMA HEALTH MIDLANDS			3	100%	3
VIRGINIA DEPARTMENT OF HEALTH DIVISION OF			3	100%	3
NEW YORK STATE DEPARTMENT OF HEALTH		1	2	67%	3
SEMINOLE FAMILY HEALTH CENTER		3			3
CVS MA1945POCT HANOVER		3			3
SOUTH COUNTY MENTAL HEALTH CENTER INC			3	100%	3
ECHCS - Jewell Clinic		2	1	33%	3
NSUH AT SYOSSET		3			3
ANDERSON MEDICAL PC		3			3
EMERALD PARK OF HOLLYWOOD			3	100%	3
ADVENTHEALTH CENTRA CARE LAKE NONA		1	2	67%	3
MED FUSION			3	100%	3
COMMUNITEL			3	100%	3
PIEDMONT MOUNTAINSIDE HOSPITAL LAB - E		3			3
EAST COLONIAL FAMILY MEDICAL CENTER		3			3
TERRACE OF ST CLOUD, THE		2	1	33%	3
BOCA RATON PHYSICIANS PA			3	100%	3

COVID-19: testing by laboratory

Data through May 27, 2021 verified as of May 28, 2021 at 09:25 AM

Data in this report are provisional and subject to change.

The numbers in the table below represent the number of Florida and non-Florida residents for whom test results were received by the Department of Health. A person can be tested by more than one laboratory and can have both positive and negative results. **Therefore, the sum of the numbers in each column will be larger than the total number of people tested.**

Reporting lab	Inconclusive	Negative	Positive	Percent positive	Total
PUBLIC HEALTH TRUST OF MIAMI DADE COUNTY			3	100%	3
WEST TN HEALTH MED NORTH		3			3
Grandview Health Care Center		3			3
Broadview Multi-Care Center		3			3
B2 URGENT CARE		1	2	67%	3
CVS MINUTE CLINIC #5836		3			3
COMMUNICABLE DISEASE CONTROL/PUBLIC HEALTH EMERGENCY PREPAREDNESS			3	100%	3
EASTERN NEW MEXICO MEDICAL CENTER		3			3
CVS AZ7075POCT CHANDLER		3			3
CHOTA COMMUNITY HEALTH SERVICES		2	1	33%	3
KIDSVILLE PEDIATRICS IV PA		1	2	67%	3
ER MEDICAL PC		3			3
LITTLE SPURS PEDIATRIC URGENT CARE		1	2	67%	3
CLARA MAASS TRANSITIONAL CARE UNIT		3			3
NORTHSIDE FAMILY MEDICINE AND URGENT CARE (HOLLY SPRINGS)		3			3
BROOKDALE LAKE MARY			3	100%	3
NOVA SOUTHEASTERN UNIVERSITY		2	1	33%	3
WATERS PEDIATRIC CENTER			3	100%	3
VELOCITY CARE			3	100%	3
Macon Valley Nursing and Rehabilitation Center		3			3
CTRS			3	100%	3
GRIFOLS IH CENTER AND CLINICAL LABORATORY			3	100%	3
ADVICE FOR OPTIMAL WELLNESS, INC			3	100%	3
LPG PEDIATRICS AT LEHIGH ACRES		2	1	33%	3
MINUTECLINIC DIAGNOSTIC, PA #10252		3			3
NEMOURS CHILDRENS PRIMARY CARE MAITLAND			3	100%	3
RAPID CITY RUGENT CARE			3	100%	3
UC CORAL GABLES		1	2	67%	3
CAREHERE - INDIAN RIVER		3			3
MEDICAL CENTER OF THE ROCKIES			3	100%	3
WAL-MART STORES EAST LP		2	1	33%	3
AFC URGENT CARE/FARRAGUT			3	100%	3
HARRINGTON PARK HEALTH AND REHAB		3			3
ENCOMPASS HEALTH HOME HEALTH		1	2	67%	3
MEDEXPRESS URGENT CARE - WOODBURY		1	2	67%	3
NEVADA DEPARTMENT OF HEALTH AND HUMAN SERVICES			3	100%	3
CVS MD1490POCT GAITHERSBURG		3			3
LEGACY ER AND URGENT CARE			3	100%	3
ASPIRUS WAUSAU HOSPITAL			3	100%	3
THE MEDICAL CENTER			3	100%	3
Community Resource and Referral Center		3			3
CVS TX7603POCT SAGINAW		3			3
MEMORIAL HEALTH SYSTEM		1	2	67%	3
Manor Care-Kingston Court of York PA, LLC		3			3
ORMOND BEACH URGENT CARE			3	100%	3
CLINICAL CARE ASSOCIATES, INC			3	100%	3

COVID-19: testing by laboratory

Data through May 27, 2021 verified as of May 28, 2021 at 09:25 AM

Data in this report are provisional and subject to change.

The numbers in the table below represent the number of Florida and non-Florida residents for whom test results were received by the Department of Health. A person can be tested by more than one laboratory and can have both positive and negative results. **Therefore, the sum of the numbers in each column will be larger than the total number of people tested.**

Reporting lab	Inconclusive	Negative	Positive	Percent positive	Total
SERENADES BY SONATA		1	2	67%	3
TIFTON CARECONNECT URGENT CARE			3	100%	3
US SPECIALTY LABS			3	100%	3
Eugene J. Towbin Healthcare Center		3			3
JOHN KNOX MANOR INC II		2	1	33%	3
2412 LEBANON PIKE		2	1	33%	3
Gracemore Nursing and Rehab		3			3
NEBRASKA MEDICAL CENTER			3	100%	3
FLORIDA MEDICAL ASSOCIATES		3			3
UK HEALTHCARE			3	100%	3
CATHOLIC HEALTH LABORATORY SERVICES		3			3
FIRST CARE - MIDDLESBORO			3	100%	3
LOCH HAVEN PEDIATRICS			3	100%	3
JS HEALTHCARE		2	1	33%	3
PRIMARY & URGENT CARE CENTERS			3	100%	3
CVS AZ1720POCT QUEEN CREEK		3			3
MEDIC INFUSION PA		3			3
VA Long Beach HCS		3			3
ALABAMA DEPT PUBLIC HEALTH			3	100%	3
CVS PA7611POCT ALLISON PARK		3			3
ST. PETERSBURG PEDIATRICS- 38TH AVENUE			3	100%	3
MEDEXPRESS URGENT CARE - WALL		3			3
CORNERSTONE MEDICAL CARE OF BRANDON		2	1	33%	3
EXPEDIAN URGENT CARE			3	100%	3
INSPIRED LIVING AT SARASOTA			3	100%	3
Granville Center	1	2			3
MANATEE URGENT CARE LLC			3	100%	3
MEMORIAL HERMANN			3	100%	3
NORTH SHORE HOSP. INFECTION CONTROL			3	100%	3
MEDEXPRESS URGENT CARE - TOPEKA, SW WANAMAKER RD		3			3
WEST FLORIDA MEDICAL ASSOCIATES		1	2	67%	3
MURFREESBORO MEDICAL CLINIC		3			3
CVS IL2798POCT CHICAGO		1	2	67%	3
PARRISH MEDICAL CENTER-WAIVED TESTING		3			3
PINELLAS CHD - CLEARWATER		2	1	33%	3
VICKIE N HARRELL MD		2	1	33%	3
STARLING AT SAN JOSE			3	100%	3
NORTH NAPLES HOSPITAL RESPIRATORY THERAPY DEPARTMENT			3	100%	3
HIALEAH SHORES NURSING AND		2	1	33%	3
CVS MA1179POCT HUDSON		2	1	33%	3
C A R E S OXFORD		2	1	33%	3
CABELL HUNTINGTON HOSPITAL CLINICAL LAB			3	100%	3
CVS SC2497POCT LEXINGTON		3			3
COASTAL PEDIATRIC CARE			3	100%	3
CVS NV5286POCT HENDERSON		3			3
Michael J Crescenzo VA Outpatient Dialysis Center		3			3

COVID-19: testing by laboratory

Data through May 27, 2021 verified as of May 28, 2021 at 09:25 AM

Data in this report are provisional and subject to change.

The numbers in the table below represent the number of Florida and non-Florida residents for whom test results were received by the Department of Health. A person can be tested by more than one laboratory and can have both positive and negative results. **Therefore, the sum of the numbers in each column will be larger than the total number of people tested.**

Reporting lab	Inconclusive	Negative	Positive	Percent positive	Total
LINCOLN MEDICAL CENTER		3			3
JACKSONVILLE VA OPC			3	100%	3
Kroger 448 - The Little Clinic Mason		3			3
CVS NC2559POCT CHARLOTTE		3			3
Crowne Health Care of Eufaula		3			3
FULGENT GENETICS HOUSTON		3			3
CVS MA937POCT CARVER		3			3
LUCID LABORATORY SERVICES		3			3
HEPATOLOGY DIAGNOSTIC LAB			3	100%	3
BETHESDA HOSPITAL EAST BLOOD GAS LAB			3	100%	3
MARYLAND STATE DEPT OF HEALTH	2		1	33%	3
GROVES CENTER			3	100%	3
PREMIER FAMILY AND SPORTS MEDICINE		2	1	33%	3
Illiana HCS -Danville VAMC		3			3
NC STATE LABORATORY OF PUBLIC HEALTH		3			3
CVS TX19POCT SPRING		3			3
MEDSTAR URGENT CARE, LLC			3	100%	3
SPRING VALLEY HOSPITAL MEDICAL CENTER			3	100%	3
MEDEXPRESS-HOUSTON EAST FWY		1	2	67%	3
WELLSTREET SMYNA URGENT CARE		3			3
BEEBE MEDICAL CENTER LABORATORY		3			3
WOMENS CARE FLORIDA LLC-LABORATORY		3			3
CENTRAL FL INTERNAL MEDICINE ASSOCIATES LLC		3			3
SOUTHCARE PHARMACY INC		1	2	67%	3
COASTAL SKIN SURGERY AND DERMATOLOGY PL		3			3
STRINGFELLOW MEMORIAL HOSPITAL		3			3
BARONESS ERLANGER HOSPITAL		3			3
VICAR'S LANDING NURSING HOME		2	1	33%	3
Jersey City Medical Center		3			3
TGH Brandon Healthplex Laboratory			3	100%	3
NEBRASKA DEPARTMENT OF HEALTH AND HUMAN SERVICES			3	100%	3
ADVENTHEALTH MEDICAL GROUP OBSTETRICS			3	100%	3
MARTIN MEDICAL CENTER INC		1	2	67%	3
CVS AZ7263POCT PHOENIX		3			3
AVANTE INVERNESS		1	2	67%	3
MEDEXPRESS URGENT CARE, EDWARDSVILLE		3			3
HARRIS URGENT CARE CENTER			3	100%	3
CVS SC7567POCT BOILING SPRINGS		2	1	33%	3
SIGNATURE CARE PFLUGERVILLE			3	100%	3
EMORY CRAWFORD LONG HOSPITAL			3	100%	3
LAURELLWOOD NURSING CENTER		1	2	67%	3
PREMIER MOBILE HEALTH SERVICES, LLC		1	2	67%	3
OHSU LABORATORY SERVICES		3			3
Hunters Creek Nursing and Rehab			3	100%	3
MORSELIFE HOME CARE INC			3	100%	3
COL CROSSROAD		1	2	67%	3

COVID-19: testing by laboratory

Data through May 27, 2021 verified as of May 28, 2021 at 09:25 AM

Data in this report are provisional and subject to change.

The numbers in the table below represent the number of Florida and non-Florida residents for whom test results were received by the Department of Health. A person can be tested by more than one laboratory and can have both positive and negative results. **Therefore, the sum of the numbers in each column will be larger than the total number of people tested.**

Reporting lab	Inconclusive	Negative	Positive	Percent positive	Total
PATIENT FIRST - HAMILTON		3			3
CROWNE HEALTH CARE OF FORT PAYNE		2	1	33%	3
MEDICAL CENTER OF CENTRAL GEORGIA			3	100%	3
VISITING PHYSICIANS OF THE TREASURE COAST LLC			3	100%	3
SANIBEL MEDICAL CLINIC		1	2	67%	3
MEDI PARTNERS OF SOUTH FLORIDA		3			3
WALGREENS #03093		3			3
VALLEY HOSPITAL MEDICAL CENTER		1	2	67%	3
MINUTECLINIC DIAGNOSTIC OF NEW MEXICO LLC #7552		3			3
SISD EMPLOYEE HEALTH CLINIC			3	100%	3
NASON HOSPITAL			3	100%	3
VA WNYHCS - Buffalo Division		2	1	33%	3
LEXINGTON MEDICAL CENTER		1	2	67%	3
RIVERSIDE METHODIST HOSPITAL LAB			3	100%	3
CROSSVILLE MEDICAL GROUP		1	2	67%	3
CORTLAND COUNTY HEALTH DEPARTMENT		3			3
WALGREENS #05911		3			3
MEMORIAL HEALTH UNIVERSITY MEDICAL CENTER			3	100%	3
TMH PHYSICIAN PARTNERS BLOUNTSTOWN			3	100%	3
CVS OH5457POCT POWELL		3			3
Kroger 387 - The Little Clinic Hubbards Lane		3			3
COVENANT PEDIATRICS		1	2	67%	3
NATHAN LITTAUER HOSPITAL LAB		3			3
ALOHA HOME CARE LLC DBA ACCENTCARE HOME HEALTH OF		3			3
NATIONAL JEWISH HEALTH			3	100%	3
MT CARMEL PHARMACY INC		3			3
DOCTORS HOSPITAL RENAISSANCE			3	100%	3
EVENING PEDIATRICS INC		1	2	67%	3
FAMILY FIRST PEDIATRICS			3	100%	3
FLORIDA GASTROENTEROLOGY ASSOCIATES PA		3			3
ARCPPOINTLABS OF VIRGINIA BEACH		1	2	67%	3
PARKLAND HEALTH & HOSPITAL			3	100%	3
GULF COAST IMMEDIATE CARE CENTER		1	2	67%	3
KISSIMMEE URGENT CARE		3			3
CVS RI326POCT NORTH SMITHFIELD		3			3
HOUSTON METHODIST HOSPITAL			3	100%	3
CAREHERE LLC			3	100%	3
ONE MEDICAL GROUP		1	2	67%	3
SPRING LAKE REHABILITATION CENTER			3	100%	3
SOUTHERN REGIONAL MEDICAL CENTER		3			3
PRECIDENT FLORIDA		3			3
MELBOURNE URGENT CARE	1		2	67%	3
COUNTRY COTTAGE		3			3
CVS CA8882POCT SAN CLEMENTE		3			3
ANN STORCK CENTER INC		3			3
LIFE CARE CENTER OF SKAGIT VALLEY		3			3

COVID-19: testing by laboratory

Data through May 27, 2021 verified as of May 28, 2021 at 09:25 AM

Data in this report are provisional and subject to change.

The numbers in the table below represent the number of Florida and non-Florida residents for whom test results were received by the Department of Health. A person can be tested by more than one laboratory and can have both positive and negative results. **Therefore, the sum of the numbers in each column will be larger than the total number of people tested.**

Reporting lab	Inconclusive	Negative	Positive	Percent positive	Total
BAYSHORE MEDICAL CENTER LABORATORY		3			3
WALGREENS #21282		3			3
FLORIDA LABORATORY ANALYSIS, LLC			3	100%	3
CVS IN8639POCT TERRE HAUTE		3			3
DISPATCHHEALTH-FLORIDA INC		3			3
Harris Hill Nursing Facility		3			3
COX HEALTH SOUTH LAB		1	2	67%	3
DOCTOR TODAY URGENT CARE			3	100%	3
YOUR DOCTOR'S OFFICE		2	1	33%	3
NEMOURS CHILDRENS PRIMARY CARE HORIZON WEST			3	100%	3
HEALTH FIRST MEDICAL GROUP			3	100%	3
KAP MEDICAL GROUP, LLC			3	100%	3
DEER'S HEAD CENTER		3			3
Kroger 758 - The Little Clinic Providence		3			3
MANORCARE HEALTH SERVICES BOCA RATON			3	100%	3
SCHIFF CENTER FOR LIVER DISEASES		1	2	67%	3
NORTH SHORE MEDICAL CENTER - SALEM HOSPITAL		1	2	67%	3
COMMUNITY MEDICAL CENTER			3	100%	3
NAVAL BRANCH MEDICAL CLINIC			3	100%	3
24TH WEAPONS OF MASS DESTRUCTION - CIVIL SUPPORT		3			3
NEW GEN LABS			3	100%	3
BAPTIST PRIMARY CARE, INC.		2	1	33%	3
BLACKWATER RIVER			3	100%	3
KIDS CARE PEDIATRICS			3	100%	3
CVS NE5863POCT OMAHA		1	2	67%	3
CVS M05727POCT PLATTE CITY		3			3
ASCENSION ST VINCENT'S RIVERSIDE			3	100%	3
UNIVERSITY HEALTH SERVICES RIVER CAMPUS		2	1	33%	3
MY INSTADOC - HOWELL URGENT CARE		2	1	33%	3
TOMAH VAMC		2	1	33%	3
CVS NE8616POCT LINCOLN		1	2	67%	3
CORMEUM LAB SERVICES, LLC			3	100%	3
VAULT MEDICAL SERVICES		2	1	33%	3
PALM COAST DIALYSIS		2	1	33%	3
FAMILY TREE MEDICAL GROUP PA		2	1	33%	3
DUKE UNIVERSITY POINT OF CARE TESTING PROGRAM			3	100%	3
CORE CLINICS, LLC		3			3
Fort Gaines Health and Rehab		3			3
CORNERSTONE DRUG AND GIFT INC		3			3
BAPTIST HEALTH SURGERY CENTER AT NORTHPOINT			3	100%	3
YATES COUNTY PUBLIC HEALTH		3			3
MEDEXPRESS URGENT CARE-SALINA, S 9TH ST		3			3
MEDEXPRESS URGENT CARE, BELLE VERNON		3			3
Kroger 093 - The Little Clinic Stapleton		2	1	33%	3
AUGUSTA UNIVERISTY MEDICAL CENTER			3	100%	3
CVS AZ4795POCT MESA		3			3

COVID-19: testing by laboratory

Data through May 27, 2021 verified as of May 28, 2021 at 09:25 AM

Data in this report are provisional and subject to change.

The numbers in the table below represent the number of Florida and non-Florida residents for whom test results were received by the Department of Health. A person can be tested by more than one laboratory and can have both positive and negative results. **Therefore, the sum of the numbers in each column will be larger than the total number of people tested.**

Reporting lab	Inconclusive	Negative	Positive	Percent positive	Total
AdventHealth Care Center Orlando North			3	100%	3
FLAGLER FAMILY MEDICINE PA			3	100%	3
MANHATTANVILLE COLLEGE STUDENT HEALTH CENTER		3			3
AZALEALAND NURSING HOME		3			3
VA OUTPATIENT CLINIC-NEW PORT RICHEY			3	100%	3
Elderwood at Lancaster		3			3
STANKUS FAMILY CARE		1	2	67%	3
Huntington Health Care and Rehabilitation Center		3			3
SSM HEALTH ST LOUIS MICROBIOLOGY LABORATORY		1	2	67%	3
ADVENTHEALTH IMAGING LAKE NONA		1	2	67%	3
ALABAMA MEDICAL GROUP PC		2	1	33%	3
HOCHBERG LOWER SCHOOL		3			3
INN AT LAPOSADA,THE			3	100%	3
CVS NV5942POCT LAS VEGAS		3			3
PIEDMONT ROCKDALE HOSPITAL		2	1	33%	3
OHIO DEPARTMENT OF HEALTH LABORATORY		2	1	33%	3
TEMPUS_LABS			3	100%	3
Fairview		2	1	33%	3
Providence VAMC		3			3
ADVANCE FAMILY PRACTICE LLC			3	100%	3
MISSISSIPPI CARE CENTER OF DEKALB LLC		3			3
CENTRAL DUPAGE HOSPITAL			3	100%	3
SOFTLAB			3	100%	3
Bainbridge Health and Rehab		3			3
Glenview Terrace Nursing Center		3			3
INSPIRA MEDICAL CENTER VINELAND LAB		2	1	33%	3
PHYSICIANS CARE INC		1	2	67%	3
LIFEGUARD AMBULANCE SERVICE LLC, TEXAS			3	100%	3
AVALON MEDICAL GROUP		1	2	67%	3
MARYWOOD NURSING CARE CENTER		3			3
GEISINGER COMMUNITY MEDICAL CENTER			3	100%	3
GONZALEZ MD AND ASWAD MD HEALTH SERVICES			3	100%	3
TAYLOR MANOR		1	2	67%	3
ACCELERATED URGENT CARE		3			3
SUNBRIDGE CARE & REHAB FOR DECATUR		3			3
Kroger 592 - The Little Clinic Alexander Plaza		2	1	33%	3
Greystone Health Care Center		3			3
MINUTECLINIC, LLC #05891		2	1	33%	3
GREATER MOBILE URGENT CARE - SPRINGHILL			3	100%	3
ST LUKES HOSPITAL			3	100%	3
THE DOCTORS OFFICE OF BRICK, LLC		3			3
SANFORD LABORATORY BISMARCK		2	1	33%	3
MEDEXPRESS URGENT CARE - HAZLET		2	1	33%	3
CVS MA137POCT QUINCY		3			3
CCRX OF NORTH CAROLINA, LLC		2	1	33%	3
MEDEXPRESS URGENT CARE-CLOQUET		3			3

COVID-19: testing by laboratory

Data through May 27, 2021 verified as of May 28, 2021 at 09:25 AM

Data in this report are provisional and subject to change.

The numbers in the table below represent the number of Florida and non-Florida residents for whom test results were received by the Department of Health. A person can be tested by more than one laboratory and can have both positive and negative results. **Therefore, the sum of the numbers in each column will be larger than the total number of people tested.**

Reporting lab	Inconclusive	Negative	Positive	Percent positive	Total
Highland Ave. Eye Clinic		3			3
MEDEXPRESS URGENT CARE - LAWRENCE		3			3
CARENOW-ATASCOCITA			3	100%	3
Maryfield Inc. dba Pennybyrn		3			3
ST MARYS HEALTH CARE SYSTEM		2	1	33%	3
EXPRESSCARE URGENT CARE CENTER			3	100%	3
LEESBURG COMMUNITY HEALTH CENTERS			3	100%	3
BAPTIST HOSPITAL OF MIAMI MCI BROWARD LABORATORY			3	100%	3
JOHN D. ARCHBOLD MEM. HOSPITAL			3	100%	3
Englewood Health and Rehab			3	100%	3
LEE MEMORIAL HOSPITAL BLOOD GAS LAB			3	100%	3
ADVANCED PEDIATRICS			3	100%	3
CVS TX2876POCT PROSPER		3			3
ALLIED PHYSICIANS GROUP PLLC		3			3
LEGACY LABORATORY SERVICES			3	100%	3
MCGUFFEY HEALTH CARE CENTER INC		3			3
CVS IN6559POCT AVON		3			3
CALIFORNIA DEPARTMENT OF PUBLIC HEALTH BRANCH LABORATORY			3	100%	3
ADVENT HEALTH MEDICAL GROUP FAMILY MEDICINE			3	100%	3
MEDSTAR HEALTH URGENT CARE			3	100%	3
ROANE MEDICAL CENTER		2	1	33%	3
MERCY HEALTH			3	100%	3
JERSEY IRISH MEDICAL		3			3
WOODMARK AT UPTOWN ASSISTED LIVING		3			3
ST JOHNS EPISCOPAL HOSPITAL SOUTH SHORE		2	1	33%	3
VIRTUA MEMORIAL HOSPITAL BURLINGTON COUNTY		1	2	67%	3
OPENTRONS PRL		2	1	33%	3
WALGREENS #05477		3			3
BAPTIST PRIMARY CARE FERNANDINA BEACH			3	100%	3
ACCESS HEALTH CARE		2	1	33%	3
HARDEN DIALYSIS		1	2	67%	3
HEALTH SENTRY			3	100%	3
Maine VA HCS		3			3
PREMIER CLINICAL RESEARCH INSTITUTE INC			3	100%	3
DASCENA LAB			3	100%	3
APEX CLINICAL LABORATORIES INC		3			3
THE PATHOLOGY LABORATORY		1	2	67%	3
MIDWAY SPECIALTY CARE RX LLC		1	2	67%	3
The Good Shepherd		3			3
CVS CT4149POCT EAST HAMPTON		3			3
New Jersey Aim At Smg		3			3
BICKERTON, DAWN		3			3
EXETER HOSPITAL		3			3
ESTERO FIRE RESCUE		3			3
ISLAND NURSING HOME		2	1	33%	3
ADVENTHEALTH SEBRING- INFECTION CONTROL DEPARTMENT			3	100%	3

COVID-19: testing by laboratory

Data through May 27, 2021 verified as of May 28, 2021 at 09:25 AM

Data in this report are provisional and subject to change.

The numbers in the table below represent the number of Florida and non-Florida residents for whom test results were received by the Department of Health. A person can be tested by more than one laboratory and can have both positive and negative results. **Therefore, the sum of the numbers in each column will be larger than the total number of people tested.**

Reporting lab	Inconclusive	Negative	Positive	Percent positive	Total
LUTHERAN SERVICES FLORIDA-DREAM CENTER			3	100%	3
CVS KS676POCT LAWRENCE		2	1	33%	3
TAMPA INTERNATIONAL AIRPORT			3	100%	3
Village on the Green			3	100%	3
TWELVE OAKS RECOVERY CENTER			3	100%	3
EAST CORE LAB			3	100%	3
Kingston of Ashland		3			3
Magnolia Health and Rehab Center			3	100%	3
Meadow Lakes		3			3
FLORIDA MENTOR-POINT WEST CLUSTER		3			3
WYOMING DEPT OF HEALTH			3	100%	3
FREDERICK MEMORIAL HOSPITAL			3	100%	3
PROHEALTH PRIMARY CARE - GLEN OAKS		3			3
CDPH BRANCH LABORATORY			3	100%	3
ERIE COUNTY PUBLIC HEALTH CLINICAL		3			3
PINELLAS PARK HEALTH CENTER - PINELLAS CHD		1	2	67%	3
CLINICA HISPANIA			3	100%	3
CELEBRATION PRIMARY CARE ASSOCIATES LLC		3			3
PENSACOLA MEDICAL CLINIC LLC			3	100%	3
MAYO		1	2	67%	3
CVS SC5471POCT LEXINGTON		2	1	33%	3
NEMOURS CHILDREN'S PRIMARY CARE, LONGWOOD			3	100%	3
RICHMOND CITY DEPARTMENT OF PUBLIC HEALTH			3	100%	3
URGENT DOC - URGENT CARE CLINIC			3	100%	3
MEDEXPRESS URGENT CARE - LINDEN		3			3
LEE CONVENIENT CARE AT SUMMERLIN			3	100%	3
BNC Medical Investors, LLC Berrien Nursing & Rehabilitation Center		3			3
HARBORCHASE OF GAINESVILLE			3	100%	3
JOJAN PHARMA INC		3			3
Children's Specialized Hospital		3			3
SOUTHEASTERN IMMEDIATE CARE- MILLEDGEVILLE GA			3	100%	3
EASTGENE LABORATORIES		3			3
SUNDALE NURSING HOME		3			3
Schoolcraft Medical Care Facility		3			3
MINUTECLINIC DIAGNOSTIC OF WISCONSIN,		3			3
MEDEXPRESS URGENT CARE - TOTOWA		3			3
GREENTREE MEDICAL CENTER			3	100%	3
STEELFUSION/RJ LEE GROUP LABORATORY			3	100%	3
HEALTH EXPRESS		3			3
SOUTH LAKE FAMILY HEALTH CENTER			3	100%	3
AFC URGENT CARE CLEVELAND			3	100%	3
NEXTCARE WYOMING LLC			3	100%	3
NORTHEAST FLORIDA INTERNAL MEDICINE PA		3			3
Altenheim Senior Living		3			3
AFFORDABLE PRIMARY CARE LLC		3			3
UNITY HEALTH AND REHABILITATION CENTER			3	100%	3

COVID-19: testing by laboratory

Data through May 27, 2021 verified as of May 28, 2021 at 09:25 AM

Data in this report are provisional and subject to change.

The numbers in the table below represent the number of Florida and non-Florida residents for whom test results were received by the Department of Health. A person can be tested by more than one laboratory and can have both positive and negative results. **Therefore, the sum of the numbers in each column will be larger than the total number of people tested.**

Reporting lab	Inconclusive	Negative	Positive	Percent positive	Total
LACKAWANNA HEALTH AND REHAB CENTER		3			3
WELLSTAR URGENT CARE SHALLOWFORD		1	2	67%	3
PEDIATRICS AND ADOLESCENT MEDICINE		2	1	33%	3
BROOKDALE ALTAMONTE SPRINGS			3	100%	3
CLEARWATER		2	1	33%	3
RCA LABORATORY SERVICES LLC			3	100%	3
ALASKA STATE PUBLIC HEALTH LABORATORY		3			3
MEDSTAR SOLUTIONS, LLC		3			3
ORLANDO AIRPORT DIALYSIS		3			3
AUSTIN PUBLIC HEALTH			3	100%	3
FRESENIUS KIDNEY CARE			3	100%	3
CGH MEDICAL CENTER			3	100%	3
FOUR WINDS BEHAVIORAL HEALTH		3			3
YORK HOSPITAL - LABORATORY			3	100%	3
SAVANNAH COVE		3			3
MAGNOLIA MANOR OF COLUMBUS		2			2
Port Orange Nursing And Rehab Center			2	100%	2
Avanti Wellness and Rehab			2	100%	2
GERM BUSTERS 911 LLC			2	100%	2
SPARTANBURG REGIONAL MEDICAL CENTER			2	100%	2
Advanced Rehabilitation and Healthcare of Wichita Falls		2			2
MC MEDICAL			2	100%	2
CVS IL7142POCT LOCKPORT		2			2
WHITESANDS OUTPATIENT TREATMENT		2			2
NEMOURS CHILDREN'S PRIMARY CARE OF VERO BEACH			2	100%	2
ADVENTHEALTH EAST ORLANDO EMPLOYEE CLINIC		2			2
LUTHERAN HOSPITAL OF INDIANA			2	100%	2
HCA HOUSTON ER 24/7			2	100%	2
PALM BEACH DIABETES & ENDOCRINE SPECIALISTS PA			2	100%	2
LABRADOR PRIMARY CARE CENTER			2	100%	2
SUMMIT URGENT CARE PS			2	100%	2
RENFREW CENTERS INC		2			2
TRINITY DIALYSIS			2	100%	2
TALLAHASSEE MEMORIAL HEALTHCARE FAMILY MED RESIDENCY			2	100%	2
CVS M05724POCT KANSAS CITY		2			2
NEMOURS CHILDRENS PRIMARY CARE CLERMONT			2	100%	2
MEDEXPRESS URGENT CARE, MOSSIDE		2			2
BFT LAB			2	100%	2
WALGREENS AGUADILLA (ST 177)		2			2
AGILE URGENT CARE			2	100%	2
BAPTIST HOSPITAL PRIMARY CARE GULF BREEZE			2	100%	2
AUGUSTA HEALTH SKILLED CARE			2	100%	2
CVS AZ9273POCT TUCSON			2	100%	2
REDMOND REGIONAL MEDICAL CENTER		1	1	50%	2
INA		1	1	50%	2
BENEVA LAKES ASSISTED LIVING CENTER			2	100%	2

COVID-19: testing by laboratory

Data through May 27, 2021 verified as of May 28, 2021 at 09:25 AM

Data in this report are provisional and subject to change.

The numbers in the table below represent the number of Florida and non-Florida residents for whom test results were received by the Department of Health. A person can be tested by more than one laboratory and can have both positive and negative results. **Therefore, the sum of the numbers in each column will be larger than the total number of people tested.**

Reporting lab	Inconclusive	Negative	Positive	Percent positive	Total
PALOS COMMUNITY HOSPITAL LABORATORY			2	100%	2
JRS LABORATORY			2	100%	2
INTEAM HEALTH, INC.			2	100%	2
Kroger 127 - The Little Clinic Lakewood-Alameda		2			2
DUBOIS CONTINUUM OF CARE COMMUNITY INC		2			2
CAPE FEAR VALLEY MEDICAL CENTER			2	100%	2
RABI SINHA, MD		2			2
Alden Terrace of McHenry			2	100%	2
HEALTH CARPENTER PLLC		2			2
HOLSTON MEDICAL GROUP		2			2
LILY PHARMACY		2			2
PROSPECT URGENT CARE			2	100%	2
WELL-KEY URGENT CARE SEVIERVILLE			2	100%	2
EAST CENTRAL REGIONAL HOSPITAL GRACEWO		2			2
MOBILE COUNTY HEALTH DEPARTMENT		1	1	50%	2
UW HOSPITAL AND CLINICS		1	1	50%	2
INTEGRATED REGIONAL LABS			2	100%	2
NEW YORK PSYCHIATRIC INSTITUTE		2			2
ManorCare Health Services-Monroeville		2			2
ACORN ESTATES		2			2
WEAKLEY COUNTY REHAB AND NURSING CENTER		2			2
MARCO ISLAND HOSPITAL INC D/B/A		1	1	50%	2
SUMMERFIELD RETIREMENT LIVING, INC			2	100%	2
CVS AZ5477POCT SURPRISE		2			2
AVERA MEDICAL GROUP			2	100%	2
COLUMBIA COTTAGE		2			2
MOUNT EDGECUMBE HOSPITAL SEARHC		2			2
LABTOX LABORATORIES			2	100%	2
HERITAGE CARE AND REHABILITATION CENTE		2			2
ON-SITE MEDICAL SOLUTIONS		2			2
COVANCE			2	100%	2
AMERICAN MOLECULAR LABORATORIES			2	100%	2
RAPID URGENT CARE - ALBANY			2	100%	2
ATHENA CARE RESOURCES LLC		2			2
SPECIALTY LABORATORIES			2	100%	2
UT PATH			2	100%	2
APPLING NURSING & REHABILITATION PAVIL		2			2
Walgreens #12427		1	1	50%	2
Kingston of Miamisburg		2			2
PROVIDENCE MEDICAL GROUP SHERWOOD IMMEDIATE CARE		2			2
POMONA VALLEY COMMUNITY HOSPITAL			2	100%	2
OSF SAINT FRANCIS MEDICAL CENTER LABORATORY			2	100%	2
OHIO CVS STORES, LLC DBA CVS/PHARMACY		2			2
Ozark Health and Rehabilitation, LLC		2			2
CVS TX4794POCT ARLINGTON		2			2
BROOKSVILLE DIALYSIS			2	100%	2

COVID-19: testing by laboratory

Data through May 27, 2021 verified as of May 28, 2021 at 09:25 AM

Data in this report are provisional and subject to change.

The numbers in the table below represent the number of Florida and non-Florida residents for whom test results were received by the Department of Health. A person can be tested by more than one laboratory and can have both positive and negative results. **Therefore, the sum of the numbers in each column will be larger than the total number of people tested.**

Reporting lab	Inconclusive	Negative	Positive	Percent positive	Total
TWIN LAKES REHAB & HEALTHCARE		2			2
HAMPTON VAMC		2			2
BAYLOR SCOTT & WHITE COMPREHENSIVE WOUND			2	100%	2
INTERNAL MEDICINE ASSOCIATES-DUNELLON			2	100%	2
TEQUESTA FAMILY MEDICAL CENTER LLC			2	100%	2
HAMILTON CHD		2			2
HARTFORD HEALTH CARE & REHABILITATION			2	100%	2
AMERICAN FAMILY CARE URGENT CARE		1	1	50%	2
CLEAR LAKE REGIONAL MEDICAL CENTER			2	100%	2
LEESBURG DIALYSIS CENTER		1	1	50%	2
SUNSHINE PHARMACY		2			2
Kroger 550 - The Little Clinic Bellevue		2			2
VIRGINIA DEPT OF HEALTH OFFICE OF EPIDEMIOLOGY			2	100%	2
HCR MANOR CARE SERVICES OF FLORIDA III INC		2			2
Timber Ridge Health Care Center			2	100%	2
FLORIDA SCHOOL FOR THE DEAF & BLIND			2	100%	2
EASTERN NIAGARA HOSPITAL		2			2
NEIGHBORCARE PHARMACY SERVICES		2			2
Tidelands Health Rehabilitation Hospital			2	100%	2
CVS AZ5892POCT LAVEEN		2			2
Kroger 745 - The Little Clinic Somerset		2			2
ROCKWALL URGENT CARE			2	100%	2
LP Marietta II, LLC		2			2
CREATIVE HEALTH CENTER			2	100%	2
TMH PHYSICIAN PARTNERS PERRY		2			2
MEDEXPRESS URGENT CARE-HAVERHILL		2			2
Sanctuary Health Wadsworth		2			2
GOSHEN MEDICAL CENTER			2	100%	2
Brown Memorial Home		2			2
MOSOLF PEDIATRICS PA		1	1	50%	2
COOL KIDZ PEDIATRICS			2	100%	2
MINUTECLINIC DIAGNOSTICS OF OKLAHOMA		2			2
MEADOWS REGIONAL MEDICAL CENTER		1	1	50%	2
BAYMEADOWS PRIMARY CARE		2			2
SUNNYSIDE MANOR		2			2
FRASER MEMORIAL HOSPITAL		1	1	50%	2
CITY OF NEW YORK DEPARTMENT OF HEALTH			2	100%	2
DESERT SPRINGS HOSPITAL			2	100%	2
Mary Anna Nursing Home		2			2
CLEVELAND CLINIC IMAGING			2	100%	2
SUMTER COUNTY DETENTION CENTER			2	100%	2
WELL HEALTH LABS			2	100%	2
PALM CITY NURSING AND REHAB CENTER			2	100%	2
SIMPLY HEALTHCARE AND WELLNESS CLINIC, PC			2	100%	2
BAPTIST HEALTHCARE - LAKEVIEW CENTER INC		2			2
PEDIATRIC ASSOCIATES OF JULINGTON CREEK			2	100%	2

COVID-19: testing by laboratory

Data through May 27, 2021 verified as of May 28, 2021 at 09:25 AM

Data in this report are provisional and subject to change.

The numbers in the table below represent the number of Florida and non-Florida residents for whom test results were received by the Department of Health. A person can be tested by more than one laboratory and can have both positive and negative results. **Therefore, the sum of the numbers in each column will be larger than the total number of people tested.**

Reporting lab	Inconclusive	Negative	Positive	Percent positive	Total
Warren Center for Rehabilitation and Nursing		2			2
BERKSHIRE MEDICAL CENTER			2	100%	2
CAROLINA BAY HEALTHCARE CTR OF WILMING		2			2
AHC Forest cove		2			2
MIRAMAR KIDNEY CENTER		1	1	50%	2
SOUTH TAMPA AFTER HOURS CLINIC			2	100%	2
FLORIDA PRIMARY CARE CENTER PA		2			2
SOWAL HEALTH & DRUG			2	100%	2
TULANE MEDICAL CENTER			2	100%	2
DJ Jacobetti Home for Veterans		2			2
MINUTECLINIC DIAG OF IND, LLC #6250		2			2
SKY LAKES MEDICAL CENTER		2			2
ROPER HOSPITAL			2	100%	2
DMC UNIVERSITY LABORATORIES		1	1	50%	2
SUMMIT URGENT CARE	1	1			2
COLD SPRING HILLS CENTER FOR NURSING A		2			2
UMHC HOLLYWOOD LABORATORY			2	100%	2
CHI MEMORIAL PRIMARY CARE ASSOCIATES-A		2			2
FAIRLAWN REHABILITATION HOSPITAL		2			2
OUR LADY OF THE LAKE REGIONAL MEDICAL CENTER			2	100%	2
SYMPHONY OF BUFFALO GROVE		2			2
OAKMONT WEST- GREENVILLE SC		2			2
TEMPLE UNIVERSITY HOSPITAL			2	100%	2
CVS M08581POCT BLUE SPRINGS		1	1	50%	2
WEST COAST PEDIATRICS			2	100%	2
CPL INC/BSSC PATHOLOGY		2			2
SHORE MEDICAL CENTER		2			2
MINUTECLINIC DIAGNOSTIC OF KANSAS, PC		2			2
BAYSHORE MEDICAL CENTER			2	100%	2
SHERIDAN AT HOBE SOUND, THE			2	100%	2
LOURDES-NOREEN MCKEEN RESIDENCE□			2	100%	2
Camellia Gardens		2			2
DALLAS BAPTIST UNIVERSITY - HEALTH SERVICES			2	100%	2
PARKRIDGE MEDICAL CENTER			2	100%	2
ESCANDON DIAGNOSTIC CLINIC			2	100%	2
EMORY DECATUR HOSPITAL - EMORY MEDICAL		2			2
COMPASSIONATE CARE HOSPICE OF LAKE SUMTER		2			2
ST JOSEPHS CHILDRENS HOSPITAL PEDI TRANSPORT			2	100%	2
Aston Park Health Care Facility		2			2
HOLY TRINITY PHARMACY LLC		2			2
TANNER MEDICAL CENTER VILLA RICA		2			2
MISSION HOSPITAL REGIONAL MEDICAL CENTER			2	100%	2
PEDIATRIC HEALTH CARE		1	1	50%	2
WELLSTREET - SADDLEBROOK		2			2
PHYSICIANS LABORATORY SERVICES			2	100%	2
Kroger 407 - The Little Clinic Lexington		1	1	50%	2

COVID-19: testing by laboratory

Data through May 27, 2021 verified as of May 28, 2021 at 09:25 AM

Data in this report are provisional and subject to change.

The numbers in the table below represent the number of Florida and non-Florida residents for whom test results were received by the Department of Health. A person can be tested by more than one laboratory and can have both positive and negative results. **Therefore, the sum of the numbers in each column will be larger than the total number of people tested.**

Reporting lab	Inconclusive	Negative	Positive	Percent positive	Total
BETHESDA HOSPITAL			2	100%	2
MEDEXPRESS URGENT CARE - RUSSELLVILLE, W MAIN ST		2			2
SALUDA NURSING CENTER		2			2
MEDEXPRESS URGENT CARE - CONWAY		2			2
EUROFINS CENTRAL LABORATORY, LLC		2			2
MINUTE CLINIC DIAGNOSTIC PA		1	1	50%	2
MID AMERICA CLINICAL LABS			2	100%	2
SOUTH HILLSBOROUGH CBOC			2	100%	2
FLORIDA JOINT & SPINE INSTITUTE PA		2			2
Sevierville Health and Rehabilitation		2			2
VANAYER HEALTHCARE AND REHAB CENTER		2			2
UNIVERSITY OF TEXAS AT EL PASO, THE			2	100%	2
BLUEWATER TOXICOLOGY			2	100%	2
HMH HOSPITALS CORPORATION		2			2
ATLAS GENOMICS			2	100%	2
FRESENIUS MEDICAL CARE TRADTION			2	100%	2
CVS TN5694POCT SODDY DAISY		2			2
GRAND VIEW HOSPITAL			2	100%	2
HEALTH NETWORK LAB			2	100%	2
WALGREENS - 10856		2			2
NEMOURS CHILDRENS HORIZON WEST			2	100%	2
WALGREENS MARATHON		1	1	50%	2
WEST HOUSTON MEDICAL CENTER			2	100%	2
TENNESSEE DEPARTMENT OF HEALTH (TDH) - REGIONAL LABORATORY			2	100%	2
Mayaguez Outpatient Clinic		2			2
THE WINDSOR ORTEGA		2			2
MCCALLIE SCHOOL-STUDENT HEALTH CENTER		2			2
UNM HOSPITAL		2			2
MEDCARE		2			2
MEDEXPRESS URGENT CARE - BENTON		2			2
MEDICAL CITY LAS COLINAS			2	100%	2
WEST VIRGINIA LABORATORIES			2	100%	2
RICHICHI FAMILY HEALTH			2	100%	2
SETON HILL UNIVERSITY		2			2
Kroger 328 - The Little Clinic Henderson Road		2			2
Edinboro Manor		2			2
LONG, SARAH		1	1	50%	2
WISCONSIN STATE LABORATORY OF HYGIENE		1	1	50%	2
PRECISION CLINICAL RESEARCH			2	100%	2
BETHESDA HEALTH CARE CENTER		2			2
LAREDO EMERGENCY ROOM			2	100%	2
SWEDISH COVENANT HOSPITAL			2	100%	2
AMERIHEALTH QUICK CARE		2			2
HOWELL BRANCH COURT		1	1	50%	2
MIAMI DADE MEDICAL RESEARCH INSTITUTE			2	100%	2
ULTIMATE KIDNEY CARE			2	100%	2

COVID-19: testing by laboratory

Data through May 27, 2021 verified as of May 28, 2021 at 09:25 AM

Data in this report are provisional and subject to change.

The numbers in the table below represent the number of Florida and non-Florida residents for whom test results were received by the Department of Health. A person can be tested by more than one laboratory and can have both positive and negative results. **Therefore, the sum of the numbers in each column will be larger than the total number of people tested.**

Reporting lab	Inconclusive	Negative	Positive	Percent positive	Total
FAST AID URGENT CARE			2	100%	2
OELWEIN HEALTH CARE CENTER		2			2
TEXAS HEALTH ARLINGTON MEMORIAL HOSPITAL			2	100%	2
CARLE FOUNDATION HOSPITAL LABORATORY			2	100%	2
NORTH MANATEE HEALTH CARE CENTER			2	100%	2
UHEALTH CARDIOLOGY			2	100%	2
LOWELL GENERAL HOSPITAL			2	100%	2
GENVIEW DIAGNOSIS INC			2	100%	2
TRINITAS REGIONAL MEDICAL CENTER		1	1	50%	2
PEACE RIVER CENTER CRISIS STABILIZATION UNIT		1	1	50%	2
Hartwell Health and Rehabilitation		2			2
PRONTO URGENT CARE			2	100%	2
BRENTWOOD AT FORE RANCH			2	100%	2
LAB CORP OF AMER SAN DIEGO			2	100%	2
JACKSON LABORATORY FOR GENOMIC MEDICINE, THE		2			2
LUTHERAN SERVICES FLORIDA INC		1	1	50%	2
CVS TX3702POCT KATY		2			2
ORLANDO HEALTH MEDICAL GROUP		1	1	50%	2
ABILITY DIAGNOSTICS LLC			2	100%	2
EASTERN NEW MEXICO UNIVERSITY STUDENT		2			2
BAYCARE OUTREACH LAB WH SOUTH			2	100%	2
NYU LANGONE HUNTINGTON MEDICAL GROUP		2			2
DRR JMC URGENT CARE DONALD ROSS			2	100%	2
PREVENTIVE HEALTH PARTNERS I L S C		2			2
Tuscola County Medical Care Community		2			2
CVS MI8287POCT MACOMB		2			2
CARE ATC SUN HYDRAULICS TALLAVAST			2	100%	2
Premier Estates of Dublin, LLC		2			2
ALBUQUERQUE - AMG SPECIALTY HOSPITAL		2			2
JEFFERSON WASHINGTON TOWNSHIP HOSPITAL		2			2
FLORIDA LIVING NURSING CENTER			2	100%	2
Good Samaritan Society Waukon		2			2
CONEMAUGH MEMORIAL MEDICAL CENTER		2			2
UNM SANDOVAL REGIONAL MEDICAL CENTER		2			2
UNITED MEMORIAL		2			2
MCLAREN REGIONAL MEDICAL CENTER			2	100%	2
WEST FLORIDA MEDICAL ASSOCIATES, PA			2	100%	2
COBLESKILL REGIONAL HOSPITAL		2			2
MANSFIELD MEDICAL LODGE			2	100%	2
Kroger 619 - The Little Clinic Hendersonville Indian Lake		2			2
Q ALL CARE MEDICAL PC		2			2
HENRY FORD WEST BLOOMFIELD HOSPITAL			2	100%	2
STOP URGENT CARE			2	100%	2
URGENT CARE OF COASTAL GEORGIA			2	100%	2
HUMILITY OF MARY HEALTH PARTNERS			2	100%	2
INDIANA STATE DEPARTMENT OF HEALTH LAB			2	100%	2

COVID-19: testing by laboratory

Data through May 27, 2021 verified as of May 28, 2021 at 09:25 AM

Data in this report are provisional and subject to change.

The numbers in the table below represent the number of Florida and non-Florida residents for whom test results were received by the Department of Health. A person can be tested by more than one laboratory and can have both positive and negative results. **Therefore, the sum of the numbers in each column will be larger than the total number of people tested.**

Reporting lab	Inconclusive	Negative	Positive	Percent positive	Total
PHYSICIANS URGENT CARE PLLC		2			2
MOSAIC MEDICAL CENTER MARYVILLE			2	100%	2
BULLOCK COUNTY HOSPITAL		2			2
SPECTRUM HEALTH			2	100%	2
Kroger 667 - The Little Clinic Litchfield Park		2			2
MEMORIAL SLOAN KETTERING CANCER CENTER		1	1	50%	2
AMERICAN MEDICAL LABORATORIES			2	100%	2
Crestview Rehabilitation & Skilled Nursing Services		2			2
NEW DISCOVERY BIOLOGICS, LLC		1	1	50%	2
OMEGA RESEARCH CONSULTANTS			2	100%	2
STUDENT HEALTH SERVICES			2	100%	2
DELAWARE DIVISION OF PUBLIC HEALTH			2	100%	2
SIMMONS			2	100%	2
CARRIER MILLS NURSING & REHABILITATION CENTER LLC		2			2
SUMMIT URGENT CARE - MARIETTA		2			2
BAYLOR COLLEGE OF MEDICINE			2	100%	2
Greystone Nursing and Rehab, LLC			2	100%	2
ARCADIA DIALYSIS CENTER			2	100%	2
UMASS MEMORIAL MEDICAL CENTER, INC		1	1	50%	2
SOUTHSIDE FAMILY MEDICAL		2			2
PLAINS REGIONAL MEDICAL CENTER		2			2
SENDER RETREAT ADULT DAY CARE CENTERS			2	100%	2
PHYSICIANS PREMIER			2	100%	2
NEMOURS CHILDRENS PRIMARY CARE			2	100%	2
WALGREENS #06583		2			2
MEDAILLE COLLEGE WELLNESS CENTER		2			2
STITCHES ACUTE CARE CENTER OF CHEYENNE			2	100%	2
Iowa Veterans Home		2			2
MAJESTIC GUARDIANS			2	100%	2
ST. VINCENT HOSPITAL			2	100%	2
FKC AMELIA ISLAND DIALYSIS			2	100%	2
CVS NC2297335CV GREENSBORO		2			2
PRIMARY HEALTH CARE ASSOCIATES INC			2	100%	2
WITHHEALTH, INC		2			2
CSS- TWELVE OAKS			2	100%	2
FLAGLER PROFESSIONAL HEALTH CAE SERVICES INC		2			2
CHAPPEL GROUP RESEARCH, THE		2			2
URGENT CARE 24/7 TAMPA			2	100%	2
FAMILY URGENT CARE		2			2
FLORIDA MEDICAL CLINIC PA PATEL CW		1	1	50%	2
The Friendly Home		2			2
NINILCHIK COMMUNITY CLINIC		2			2
VALUE DRUGS BRONXVILLE INC		2			2
HOME ACCESS HEALTH			2	100%	2
AL MANI HEALTH INSTUTUTE		2			2
GIGI WOOD DAVIS DO-FAMILY MEDICINE		2			2

COVID-19: testing by laboratory

Data through May 27, 2021 verified as of May 28, 2021 at 09:25 AM

Data in this report are provisional and subject to change.

The numbers in the table below represent the number of Florida and non-Florida residents for whom test results were received by the Department of Health. A person can be tested by more than one laboratory and can have both positive and negative results. **Therefore, the sum of the numbers in each column will be larger than the total number of people tested.**

Reporting lab	Inconclusive	Negative	Positive	Percent positive	Total
STAGES OF LIFE MEDICAL INSTITUTE			2	100%	2
CAREWELL JW - WORCESTER LNC			2	100%	2
Royal C Johnson VA Memorial Hospital		2			2
Walgreens #9278		2			2
THOMASVILLE REGIONAL MEDICAL CENTER		2			2
TRIDENT ANTI AGING LLC			2	100%	2
EDGEWATER RETIREMENT MANOR			2	100%	2
PPD CLINICAL RESEARCH UNIT			2	100%	2
STARR CITY OF ROMA COMMUNITY CENTER			2	100%	2
Lynwood		2			2
ELITE MEDICAL LABORATORY SOLUTIONS LLC			2	100%	2
EXPRESS CARE OF THE SHOALS		1	1	50%	2
SECOND STREET GROUP HOME		2			2
GENETIC ASSAYS INC			2	100%	2
IRA FIALKO DO			2	100%	2
AHC Humboldt		2			2
STARR COUNTY MEMORIAL HOSPITAL			2	100%	2
Pinnacle Assisted Living			2	100%	2
CVS MA1875POCT ASHLAND		1	1	50%	2
GOSHEN HOSPITAL			2	100%	2
Providence of Sparta Health and Rehabilitation		2			2
ST. ELIZABETH HEALTHCARE			2	100%	2
MINUTECLINIC DIAG OF IND, LLC #4368		2			2
VALLEY MEDICAL LABORATORY			2	100%	2
WALGREENS #15369		2			2
INTEGRITY CLINICAL RESEARCH CENTER INC		1	1	50%	2
DIVERSE MEDICAL CARE LLC			2	100%	2
MERCY CONVENIENT CARE			2	100%	2
Cottage of the Shoals		2			2
ST JOSEPH'S HOSPITAL INC			2	100%	2
THE EDGEWATER AND WATERMAN VILLAGE			2	100%	2
WESTMINSTER SUNCOAST			2	100%	2
WELLNESS MEDICAL CLINIC			2	100%	2
UNIVERSITY COMMUNITY HEALTH SERVICES		1	1	50%	2
CARELINE PHARMACY AND HEALTHCARE SERVICES		1	1	50%	2
MEDEXPRESS-DOVER		2			2
GEAUGA REGIONAL HOSPITAL		2			2
WyndRidge Health & Rehabilitation		2			2
URGENT CARE AND SURGERY CENTER			2	100%	2
A G RHODES HOME AT WESLEY WOODS		2			2
CAROLINAS PHYSICIAN NETWORK			2	100%	2
WALGREENS # 04626		1	1	50%	2
MEDLOGIC, LLC		2			2
The Palms Nursing and Rehabilitation		1	1	50%	2
SHEPHERD CENTER CLINICAL LABORATORY		2			2
PALMETTO BAY MEDICAL CENTER		1	1	50%	2

COVID-19: testing by laboratory

Data through May 27, 2021 verified as of May 28, 2021 at 09:25 AM

Data in this report are provisional and subject to change.

The numbers in the table below represent the number of Florida and non-Florida residents for whom test results were received by the Department of Health. A person can be tested by more than one laboratory and can have both positive and negative results. **Therefore, the sum of the numbers in each column will be larger than the total number of people tested.**

Reporting lab	Inconclusive	Negative	Positive	Percent positive	Total
Kroger 409 - The Little Clinic Hebron Marketplace		1	1	50%	2
FIRST CARE WALK IN CLINIC LLC			2	100%	2
CVS OH4327POCT PAINESVILLE		2			2
REHOBOTH MCKINLEY CHRISTIAN HOSPITAL		2			2
HEAD 2 TOE PEDIATRICS, PLLC		1	1	50%	2
NOSE AND SINUS INSTITUTE OF BOCA RATON		1	1	50%	2
REELFOOT FAMILY WALK IN CLINIC - TIPT		2			2
MEDEXPRESS URGENT CARE - OMAHA N 72 ST		2			2
UNIVERSTIY OF ILLINOIS HOSPITAL			2	100%	2
SOUTHERN BREEZE HEALTHCARE		1	1	50%	2
WALGREENS #05018		2			2
Parkwood in the Pines		2			2
Cortland Acres Association		2			2
FALMOUTH HOSPITAL		1	1	50%	2
LIFESPAN HEALTH - SELMER		2			2
CVS MA38POCT CHARLTON		2			2
Guilford Health Care Center		2			2
Chatham Nursing and Rehab Center		2			2
TMH PHYSICIAN PARTNERS MONTICELLO		1	1	50%	2
PHYSICIANS ASSOCIATES PA			2	100%	2
GRANDVIEW COLLEGE STUDENT HEALTH CENTE		2			2
SIGNAL DIAGNOSTICS DBA FLOWHEALTH LABS			2	100%	2
CARINGPLUS HOMECARE LLC		1	1	50%	2
ST ANTHONY'S PINELLAS CARE CLINIC			2	100%	2
GOLISANO PEDIATRICS PORT CHARLOTTE HARBOR		2			2
EXPRESS CARE OF LEESBURG			2	100%	2
FLORIDA MEDICAL CLINIC IM LUTz			2	100%	2
ST VINCENT'S AMBULATORY CARE INC			2	100%	2
BEAUREGARD HEALTH SYSTEM			2	100%	2
CVS MA7140POCT WESTPORT		2			2
87TH MEDICAL GROUP - MCGUIRE AMBULATORY CARE FACILITY		2			2
Delaware Court Healthcare Center		2			2
WALGREENS #10495		2			2
PORTAGE MEDICAL CENTER			2	100%	2
COLLECTION SITES			2	100%	2
Friendship Manor Inc.		2			2
EVERYBODY'S FAMILY CLINIC		2			2
KAISER SUNNYSIDE MEDICAL CTR LAB		2			2
ROYAL PALM PEDIATRICS			2	100%	2
SIMEDHEALTH CHIEFLAND DRAW STATION		1	1	50%	2
COOPER CLINIC			2	100%	2
Kroger 519 - The Little Clinic Georgesville Square		2			2
GARNET HEALTH DOCTORS		2			2
Sanford Health & Rehabilitation			2	100%	2
FHCP ASC - ORANGE CITY			2	100%	2
NEWTON MEMORIAL HOSPITAL		2			2

COVID-19: testing by laboratory

Data through May 27, 2021 verified as of May 28, 2021 at 09:25 AM

Data in this report are provisional and subject to change.

The numbers in the table below represent the number of Florida and non-Florida residents for whom test results were received by the Department of Health. A person can be tested by more than one laboratory and can have both positive and negative results. **Therefore, the sum of the numbers in each column will be larger than the total number of people tested.**

Reporting lab	Inconclusive	Negative	Positive	Percent positive	Total
US LABS		2			2
FLORIDA DEPARTMENT OF HEALTH IN LEE COUNTY		1	1	50%	2
GOOD PEDIATRICS			2	100%	2
BIONIC TECHNOLOGIES CORPORATION			2	100%	2
Walgreens #10207		2			2
U OF MIAMI MILLER SCHOOL OF MEDICINE			2	100%	2
BOND COMMUNITY HEALTH CENTER			2	100%	2
MINUTECLINIC DIAGNOSTIC OF VIRGINIA, LLC #10088		2			2
ST. JOSEPH REGIONAL MEDICAL CENTER			2	100%	2
EXPRESSCARE OF WESTMINSTER			2	100%	2
BIOHEALTH MEDICAL LAB INC			2	100%	2
Fairhaven Retirement Community		2			2
VA Healthcare Center- Newburg		1	1	50%	2
DR JAMES D FORBES FAMILY CARE CENTER			2	100%	2
ADVENTHEALTH IMAGING PARTIN SETTLEMENT			2	100%	2
HOUSTON MEDICAL CENTER LABORATORY		1	1	50%	2
UNIVERSITY OF MN MEDICAL CENTER EAST CAMPUS			2	100%	2
CVS MO4088POCT LEES SUMMIT		2			2
PRIMARY CARE SERVICES AT EDGEWATER		2			2
ENVOY OF FORK UNION, LLC DBA ENVOY AT THE VILLAGE		2			2
HOUSTON HEALTH DEPARTMENT - BUREAU OF LABORATORY SERVICES			2	100%	2
BAPTIST HEALTH PRIMARY CARE HOMESTEAD			2	100%	2
Cypress Cove Center		2			2
CHESTERFIELD HEALTHCARE GROUP, INC		2			2
VA Central California HCS		2			2
LIFETIME FAMILY URGENT CARE			2	100%	2
Kroger 549 - The Little Clinic Clinton Highway		2			2
CAREATC - PALM HARBOR		1	1	50%	2
Pathways Nursing and Rehabilitation Center		2			2
SWEETWATER NURSING CENTER		2			2
Greenfield Health & Rehab Center		2			2
LAS PALMAS MEDICAL CENTER			2	100%	2
CHILDREN'S MEDICAL CENTER-EAST ORLANDO			2	100%	2
Good Samaritan Society-Blackduck		1	1	50%	2
DESERT HOSPITAL/CPHU CLINICAL LABORATORY			2	100%	2
LAKEVIEW HEALTH CARE SYSTEM LLC			2	100%	2
CVS TX7601POCT CROWLEY		2			2
JACOBO N LAMA, MD PA		2			2
PINARD HOME HEALTH SERVICES INC			2	100%	2
UT AUSTIN UNIVERSITY HEALTH SERVICES			2	100%	2
PT&J REHAB LLC		1	1	50%	2
GREEN RIVER MEDICAL CENTER			2	100%	2
CONCENTRA - PLANT CITY		2			2
DUKE HEALTH REGIONAL HOSPITAL			2	100%	2
AMERICAN LAB LLC		1	1	50%	2
Kroger 762 - The Little Clinic Clarksville		2			2

COVID-19: testing by laboratory

Data through May 27, 2021 verified as of May 28, 2021 at 09:25 AM

Data in this report are provisional and subject to change.

The numbers in the table below represent the number of Florida and non-Florida residents for whom test results were received by the Department of Health. A person can be tested by more than one laboratory and can have both positive and negative results. **Therefore, the sum of the numbers in each column will be larger than the total number of people tested.**

Reporting lab	Inconclusive	Negative	Positive	Percent positive	Total
Signature Healthcare of Fort Wayne		2			2
MAYO CLINIC COUMADIN CLINIC LABORATORY		1	1	50%	2
CAROLINAS HEALTHCARE SYSTEM LAB			2	100%	2
SCDHEC BUREAU OF LABORATORIES			2	100%	2
RAPID RESULT CORP LLC		1	1	50%	2
MORRISTOWN MEMORIAL HOSPITAL		2			2
GULF COAST REGIONAL MEDICAL CARE		2			2
COLONIAL VILLA GOOD SAMARITAN CENTER		2			2
ManorCare Rehab Center of Marietta		2			2
INTERNAL MEDICINE SPECIALISTS MEDICAL GROUP, PA		2			2
NORTHSIDE FAMILY MEDICINE AND URGENT CARE (EAST COBB)		2			2
Imboden Creek Living Center		2			2
CEDARS-SINAI MEDICAL CENTER			2	100%	2
Kroger 687 - The Little Clinic Sugar Hill		1	1	50%	2
PLASMA MED RESEARCH DBA		2			2
REGIONAL MEDICAL LABORATORY			2	100%	2
MEDEXPRESS URGENT CARE - DERBY N ROCK		2			2
ADVAGENIX			2	100%	2
KJ MEDICAL PRACTICE PC		2			2
DELAWARE DIAGNOSTICS LABS			2	100%	2
MIDDLE TENN MENTAL HEALTH INSTITUTE		2			2
METHODIST SPECIALTY CARE CENTER		2			2
The Grand Rehabilitation & Nursing Utica		2			2
OAKMONT EAST- GREENVILLE SC, LLC		2			2
Kroger 441 - The Little Clinic Middletown		2			2
Kroger 518 - The Little Clinic Hermitage		2			2
ALL PEDIATRIC CARE PA			2	100%	2
LEXINGTON PLACE			2	100%	2
BROOKDALE PALM BEACH GARDENS			2	100%	2
METHODIST MANSFIELD MEDICAL CENTER			2	100%	2
BERNHARDT LABORATORIES INC			2	100%	2
BAYLOR SCOTT & WHITE ALL SAINTS MEDICAL CENTER FT			2	100%	2
Holiday Retirement Home			2	100%	2
SOUTHEASTERN INSTITUTE OF RESTORATIVE MEDICINE		1	1	50%	2
DNA DIAGNOSTICS CENTER		2			2
RAPID URGENT CARE INC		2			2
OXLEY PARK HEALTH & REHAB		2			2
UNIVERSITY OF VERMONT MEDICAL CENTER			2	100%	2
SPRING HILL REGIONAL HOSPITAL			2	100%	2
RENOWN REGIONAL MEDICAL CENTER			2	100%	2
ADVANTA ANALYTICAL LABORATORIES			2	100%	2
NEW YORK UNIVERSITY MEDICAL CENTER			2	100%	2
ST PETERSBURG GENERAL HOSPITAL LABORATORY			2	100%	2
MEDEXPRESS URGENT CARE - ST CLAIR, CLOVER DR.		1	1	50%	2
Parkview Care and Rehabilitation Center		2			2
PIEDMONT URGENT CARE - CONYERS		2			2

COVID-19: testing by laboratory

Data through May 27, 2021 verified as of May 28, 2021 at 09:25 AM

Data in this report are provisional and subject to change.

The numbers in the table below represent the number of Florida and non-Florida residents for whom test results were received by the Department of Health. A person can be tested by more than one laboratory and can have both positive and negative results. **Therefore, the sum of the numbers in each column will be larger than the total number of people tested.**

Reporting lab	Inconclusive	Negative	Positive	Percent positive	Total
Chesapeake Shores - Signature HealthCare LLC		2			2
ACKERMAN CANCER CENTER		2			2
MIDWAY UNIVERSITY STUDENT HEALTH CLINIC		2			2
SYNEOS HEALTH			2	100%	2
JFK MEDICAL CENTER LABORATORY DEPT		2			2
PM PEDIATRICS OF BAYSIDE, PLLC - RIVE		2			2
FLORIDA MEDICAL CLINIC RADIOLOGY DALE MABRY		2			2
PATIENT FIRST - SICKLERVILLE		1	1	50%	2
PIEDMONT WALTON HOSPITAL		2			2
MICARE CLINC			2	100%	2
CRESTVIEW CLINICAL LABORATORY			2	100%	2
ASSOCIATES IN UROGYNECOLOGY MD LLC		2			2
MEDEXPRESS URGENT CARE - WICHITA, N MAIZE RD		1	1	50%	2
WEST BOCA MEDICAL CENTER			2	100%	2
Kroger 356 - The Little Clinic Middletown		2			2
MAINE CENTER FOR DISEASE CONTROL AND PREVENTION			2	100%	2
BIRMINGHAM INTERNAL MEDICINE ASSOCIATE		1	1	50%	2
DOCTOR'S IN-HOUSE LAB/COMMUNITY HEALTH CENTERS OF PINELLAS - JOHNNIE R			2	100%	2
Great Lakes Health Center			2	100%	2
ABRAKIDABRA PEDIATRIC CLINIC LLC			2	100%	2
HIGHLAND PARK LAKEWOOD PRESTON HOLLOW			2	100%	2
ABSOLUTE QUICK CARE		1	1	50%	2
KEATING SPORTS CENTER		2			2
PATIENT FIRST - WOODBURY		2			2
EVANS FAMILY CARE PA			2	100%	2
MEDEXPRESS URGENT CARE - LINCOLN VILLA		2			2
RMC BROOKHOLLOW MED AESTHETICS INC		2			2
STUART SURGERY CENTER, LLC			2	100%	2
SENECA HEALTH CARE CENTER		2			2
IMA MEDICAL CENTER OF SOUTH WEST ORLANDO		1	1	50%	2
LABCORP OF AMERICA HOLDINGS		1	1	50%	2
SIMON MED IMAGING - OCOEE II		2			2
MERCY MEDICAL CENTER INC		1	1	50%	2
Durham VAMC		2			2
LAKE SUCCESS EXTENDED CARE		2			2
PUBLIX PHARMACY #1488		2			2
JASON RHEE, MD		2			2
Ohio Veterans Home-Georgetown		2			2
SOUTHEAST GEORGIA HEALTH SYSTEM			2	100%	2
BLACKBAG DIGITAL HEALTH LLC		2			2
NORTHWEST MEDICAL CENTER LABORATORY		2			2
STATE OF FLORIDA			2	100%	2
CVS NE8626POCT LINCOLN		2			2
GRACE HEALTHCARE OF LAKE WALES		1	1	50%	2
CLINICAL REFERENCE LABORATORY, INC		2			2
ASHLEY PEDIATRICS			2	100%	2

COVID-19: testing by laboratory

Data through May 27, 2021 verified as of May 28, 2021 at 09:25 AM

Data in this report are provisional and subject to change.

The numbers in the table below represent the number of Florida and non-Florida residents for whom test results were received by the Department of Health. A person can be tested by more than one laboratory and can have both positive and negative results. **Therefore, the sum of the numbers in each column will be larger than the total number of people tested.**

Reporting lab	Inconclusive	Negative	Positive	Percent positive	Total
UNIVERSITY OF MIAMI SCCC RESEARCH LABORATORY			2	100%	2
DIAGNOSTIC AFFILIATES			2	100%	2
OSF ST JOSEPH MEDICAL CENTER			2	100%	2
GALEN BAYLOR EXTENSION		2			2
VA Greater LA HCS-Santa Maria OPC			2	100%	2
FLAGLER HOME CARE			2	100%	2
CHILDRENS HEALTHCARE OF ATLANTA AT SCOTTISH RITE		2			2
Bethany Manor		2			2
RHODE ISLAND DEPARTMENT OF HEALTH LABORATORIES			2	100%	2
MEDEXPRESS URGENT CARE-MT PLEASANT		1	1	50%	2
CONWAY MEDICAL CENTER			2	100%	2
GASTROENTEROLOGY ASSOCIATES			2	100%	2
PM PEDIATRICS OF SELDEN, PLLC		2			2
Iliuliuk Family Health Services		2			2
BOCA RATON REGIONAL HOSPITAL INC			2	100%	2
CRAWFORD COUNTY CARE CENTER		2			2
VETERANS AFFAIRS MEDICAL CENTER - GREATER LOS ANGELES			2	100%	2
MEMORIAL HOSPITAL OF SOUTH BEND			2	100%	2
PALMETTO FAMILY HEALTH CENTER			2	100%	2
SOUTHERN SPRINGS HEALTH CARE		2			2
ADVANCED MEDICAL CARE			2	100%	2
441 URGENT CARE-MULBERRY			2	100%	2
EXCELTOX LABORATORIES LLC		2			2
Walgreens #19019		2			2
UF KANAPAHA LAB BEAKER		2			2
CDPH K-12 SCHOOL LABORATORIES (HILLSBOROUGH CITY SCHOOL DISTRICT)			2	100%	2
SARASOTA MEMORIAL MEDICAL URGENT CARE CENTER			2	100%	2
MAIN STREET MEDICAL CENTERS		2			2
MD NOW URGENT CARE MEDICAL CENTERS INC			2	100%	2
AMICUS MEDICAL CENTER LLC			2	100%	2
CLEVELAND CLINIC FLORIDA LABORATORY			2	100%	2
GREEN POINT RX INC DBA ALTRU CHEMISTS		2			2
CPL LABS			2	100%	2
BAPTIST HOSPITAL INTERNAL MEDICINE GULF BREEZE			2	100%	2
PANCARE HEALTH - SNEADS ELEMENTARY			2	100%	2
DOCTORS MEDICAL CTR OF WALTON COUNTY			2	100%	2
LITTLE FALLS HOSPITAL LABORATORY		2			2
BAYCARE OUTREACH LAB			2	100%	2
Northpoint Lexington Healthcare		1	1	50%	2
MEDEXPRESS URGENT CARE -HOWELL US HWY		2			2
Fox Subacute at Warrington		2			2
CLARKSVILLE HEALTH SYSTEM			2	100%	2
MEDEXPRESS URGENT CARE - SPRINGFIELD, COOLEY ST		2			2
FHPG SURGICAL ASSOCIATES OF EAST PASCO			2	100%	2
WASHINGTONVILLE PHARMACY INC		2			2
Kroger 777 - The Little Clinic Shelbyville		1	1	50%	2

COVID-19: testing by laboratory

Data through May 27, 2021 verified as of May 28, 2021 at 09:25 AM

Data in this report are provisional and subject to change.

The numbers in the table below represent the number of Florida and non-Florida residents for whom test results were received by the Department of Health. A person can be tested by more than one laboratory and can have both positive and negative results. **Therefore, the sum of the numbers in each column will be larger than the total number of people tested.**

Reporting lab	Inconclusive	Negative	Positive	Percent positive	Total
CIGNA GATEWAY			2	100%	2
MADISON HOSPITAL LABORATORY			2	100%	2
ROYAL CARE MEDICAL CENTER			2	100%	2
MEMORIAL HOSPITAL OF CARBONDALE			2	100%	2
ADVENTHEALTH MEDICAL GROUP COLORECTAL SURGERY AT		2			2
BAY MEDICAL SACRED HEART BEACH EMERGENCY ROOM		2			2
MY PHARMACY			2	100%	2
Stillwater Healthcare		2			2
TSALI CARE CENTER		2			2
MANISTEE COUNTY MEDICAL CARE FACILITY		2			2
MI Nursing Restorative Center		2			2
BEREA URGENT CARE			2	100%	2
CARE 365			2	100%	2
VALUE DRUGS GREENLAWN INC		2			2
MONICE DR.			2	100%	2
Village Green Health & Rehabilitation		2			2
SACRED HEART HOSPITAL ON THE EMERALD			2	100%	2
MOUNT SINAI MEDICAL CENTER OF FLORIDA, INC			2	100%	2
CARE NOW DENTON			2	100%	2
BAY CORRECTIONAL AND REHABILITATION FACILITY			2	100%	2
UNITED MEMORIAL MEDICAL CENTER			2	100%	2
BAPTIST HOSPITAL LABORATORY			2	100%	2
GILA REGIONAL MEDICAL CENTER		2			2
JASPER MEMORIAL HOSPITAL		1	1	50%	2
MAYO CLINIC GROUP PRACTICE LABORATORY			2	100%	2
HERNANDO CHILDREN'S			2	100%	2
MILFORD REGIONAL HOSPITAL			2	100%	2
ADVOCATE SHERMAN HOSPITAL			2	100%	2
PALM MEDICAL CENTER - PLANT CITY		2			2
NEXTCARE DOBSON			2	100%	2
CVS LA1116POCT BATON ROUGE		1	1	50%	2
WOODHILLS LABS			2	100%	2
MEDEXPRESS URGENT CARE - BROOKHAVEN		2			2
Beth Sholom Home of Eastern Virginia		1	1	50%	2
WELLSTAR SPALDING REGIONAL MEDICAL CENTER		2			2
CVS TX7431POCT ROWLETT		2			2
SYLVAN NURSING			2	100%	2
Absolut Care at Three Rivers		2			2
VASNHS-Northeast PC Clinic		1	1	50%	2
HAWKEYE CARE CENTER DUBUQUE		2			2
MEDEXPRESS URGENT CARE, LEBANON		2			2
CVS MA1877POCT NORTON		2			2
ST MARY MEDICAL CENTER			2	100%	2
MEDEXPRESS URGENT CARE - MYLAN			2	100%	2
DALLAS VA MEDICAL CENTER - VA NORTH TEXAS HEALTH CARE SYSTEM			2	100%	2
PALM BAY COMMUNITY OUTPATIENT CLINIC		2			2

COVID-19: testing by laboratory

Data through May 27, 2021 verified as of May 28, 2021 at 09:25 AM

Data in this report are provisional and subject to change.

The numbers in the table below represent the number of Florida and non-Florida residents for whom test results were received by the Department of Health. A person can be tested by more than one laboratory and can have both positive and negative results. **Therefore, the sum of the numbers in each column will be larger than the total number of people tested.**

Reporting lab	Inconclusive	Negative	Positive	Percent positive	Total
MARTINSBURG VAMC		2			2
Crest Manor Living and Rehabilitation		2			2
AUSTIN REGIONAL CLINIC MICROBIOLOGY LAB			2	100%	2
MEASE COUNTRYSIDE HOSPITAL CARDIAC REH			2	100%	2
ASPIRUS RIVERVIEW HOSPITAL & CLINICS INC		1	1	50%	2
ORCHARD LABORATORIES			2	100%	2
GULFCOAST JEWISH FAMILY			2	100%	2
A+ URGENT/PRIMARY CARE			2	100%	2
NORTH MCALLEN PEDIATRIC CENTER			2	100%	2
INSPIRE HEALTHCARE CENTER			2	100%	2
MEDERI CARETENDERS		1	1	50%	2
VA Boston HCS-Brockton Division		2			2
RIVERVIEW MEDICAL CLINIC		2			2
CROSSROADS			2	100%	2
WALGREENS #11560		2			2
CARBON HEALTH			2	100%	2
Parkridge Specialty Care		2			2
SELECT MEDICAL CLINIC			2	100%	2
JOHNSON CITY MEDICAL CENTER		1	1	50%	2
FIRST PREVENTION AND DIALYSIS CENTER LLC			2	100%	2
LIBERTY HEALTH CENTER			2	100%	2
WILLOWBROOKE CT AT LIMA ESTATES		2			2
UNIVERSITY HOSPITAL OF BROOKLYN		2			2
Covington Care Nursing and Rehabilitation		2			2
MEDSTAR HARBOR HOSPITAL			2	100%	2
Mountainview Nursing Home		2			2
LIFELINK FOUNDATION INC D/B/A			2	100%	2
BAPTIST HEALTH LEXINGTON			2	100%	2
DIGESTIVE DISEASE CARE PC		2			2
Walgreens #5124		2			2
IN AND OUT URGENT CARE			2	100%	2
MEDEXPRESS URGENT CARE - ROSS TOWNSHIP		2			2
EASTSIDE SPORTS COMPLEX			2	100%	2
HANOVER ENDOSCOPY CENTER		2			2
Manorcare Health Services West Reading North		2			2
ANNE ARUNDEL MEDICAL CENTER			2	100%	2
PIEDMONT MOUNTAINSIDE HOSPITAL LABORAT		2			2
BIOMAT USA			2	100%	2
SIOUX FALLS STORM		2			2
CHNJ		2			2
PARK CITY HOSPITAL - RESPIRATORY CARE SERVICES			2	100%	2
HELEN HAYES HOSPITAL LABORATORY		2			2
SOUTHERN TENNESSEE MEDICAL CENTER			2	100%	2
ROYAL OAK MEDICAL CENTER LLC DBA CHARACTER FAMILY			2	100%	2
CENTRAL JERSEY URGENT CARE OF GREEN BR		2			2
ALL CHILDRENS PEDIATRIC CLINIC			2	100%	2

COVID-19: testing by laboratory

Data through May 27, 2021 verified as of May 28, 2021 at 09:25 AM

Data in this report are provisional and subject to change.

The numbers in the table below represent the number of Florida and non-Florida residents for whom test results were received by the Department of Health. A person can be tested by more than one laboratory and can have both positive and negative results. **Therefore, the sum of the numbers in each column will be larger than the total number of people tested.**

Reporting lab	Inconclusive	Negative	Positive	Percent positive	Total
ATVIVO LLC		2			2
ARLINGTON DIALYSIS CENTER LLC		2			2
MEMORIAL HOSPITAL WEST			2	100%	2
METROHEALTH SYSTEM			2	100%	2
UNIVERSITY OF MARYLAND PATHOLOGY ASSOCIATES			2	100%	2
FRESENIUS KIDNEY CARE YBOR CITY			2	100%	2
CVS NC6633POCT FAYETTEVILLE		2			2
UNIVERSITY OF MIAMI MEDICINE CLINIC DRI			2	100%	2
CVS PA5447POCT NEWTOWN		2			2
RIVER CITY MEDICAL ASSOCIATES, INC			2	100%	2
Garden Isle Healthcare and Rehabilitation Center		2			2
FLORIDA MENTOR FAULKNER GROUP HOME			2	100%	2
St. Cloud VA Health Care System		2			2
THE HOSPITAL OF PROVIDENCE EMERGENCY ROOM			2	100%	2
Cooperstown Center for Nursing and Rehabilitation		2			2
RIVIERA BEACH INTEGRATED CARE INC			2	100%	2
NANCY M WORTHINGTON MD PA			2	100%	2
Life Care Center of Elyria		2			2
ST. MARY'S MEDICAL CENTER EVANSVILLE, INC			2	100%	2
ONTARIO COUNTY PUBLIC HEALTH		2			2
First Care Living Center/Essentia Health			2	100%	2
STATCARE URGENT AND WALK-IN			2	100%	2
SPRINGS MEDICAL LAB		1	1	50%	2
PUBLIX PHARMACY #1387		2			2
DEKALB MEDICAL CENTER LABORATORY			2	100%	2
WELLSTREET-SNELLVILLE		2			2
ADVENTHEALTH CENTRA CARE POINCIANA			2	100%	2
HOLY FAMILY MEDICAL CENTER		1	1	50%	2
SCIENTIFIC LABORATORY COMPANY		2			2
ALTIUS INSTITUTE FOR BIOMEDICAL SCIENCES			2	100%	2
WALKING URGENT CARE INC			2	100%	2
VALLEY BAPTIST MEDICAL CENTER: BROWNSVILLE			2	100%	2
PM PEDIATRICS OF BAYSIDE PLLC - BELLER		2			2
Robert Cranfield			2	100%	2
POPLAR HEALTHCARE			2	100%	2
OHIO VALLEY MANOR NURSING &		2			2
WillowBrooke Court at Westminster Village		2			2
Winer Haven Health and Rehabilitation Center		2			2
REGIONS HOSPITAL LABORATORY			2	100%	2
ERGENT MED SAINT SIMONS			2	100%	2
BLANCHARD VALLEY HOSPITAL LABORATORY			2	100%	2
CARESPOT URGENT CARE		1	1	50%	2
Cedar Valley Nursing & Rehab Center		2			2
ASSOCIATES IN INTERNAL MEDICINE PA			2	100%	2
UTMB PATHOLOGY CLINICAL SERVICES LABORATORY			2	100%	2
REHAB SOUTH FLORIDA LLC			2	100%	2

COVID-19: testing by laboratory

Data through May 27, 2021 verified as of May 28, 2021 at 09:25 AM

Data in this report are provisional and subject to change.

The numbers in the table below represent the number of Florida and non-Florida residents for whom test results were received by the Department of Health. A person can be tested by more than one laboratory and can have both positive and negative results. **Therefore, the sum of the numbers in each column will be larger than the total number of people tested.**

Reporting lab	Inconclusive	Negative	Positive	Percent positive	Total
MINERS COLFAX MEDICAL CENTER		2			2
JUST BELIEVE RECOVERY CENTER			2	100%	2
KANSAS CITY VA MEDICAL CENTER			2	100%	2
Kroger 647 - The Little Clinic Newnan Crossings		1	1	50%	2
CVS IN6611POCT INDIANAPOLIS		1	1	50%	2
VAULT HEALTH			2	100%	2
Walgreens #5065		2			2
CVS PHARMACY INC DBA CVS/PHARMACY # 10600		2			2
HEALTH PARTNERS REGIONAL HOSPITAL			2	100%	2
Veterans Health Administration-Public Health Reference Laboratory		1	1	50%	2
CVS OH3481POCT MARYSVILLE		2			2
MAGNOLIA ADULT, LLC			2	100%	2
ELMHURST MEMORIAL HOSPITAL			2	100%	2
BRADENTON DIALYSIS			2	100%	2
HERITAGE VILLAGE REHAB & SKILLED NURSI		2			2
VA Outpatient Dental Facility		1	1	50%	2
LINIL VISITING NURSES, INC		2			2
FL DEPT OF HEALTH MARION COUNTY MOBILE HEALTH UNIT			2	100%	2
CROWN MEDICAL PC		2			2
EXPRESS PHARMACY INC		1	1	50%	2
PHOEBE BERKS HEALTH CARE CENTER		2			2
UPSON REGIONAL MEDICAL CENTER		1	1	50%	2
NORTH SHORE HEMATOLOGY-ONCOLOGY ASSOCIATES		2			2
PTC LABORATORIES			2	100%	2
KETTERING MEDICAL CENTER			2	100%	2
RAINY LAKE MEDICAL CENTER			2	100%	2
HPH HOME CARE		1	1	50%	2
ST MARY'S HEALTHCARE LABORATORY		1	1	50%	2
MIDLAND MEMORIAL HOSPITAL			2	100%	2
BUFFALO CROSSINGS HEALTHCARE AND REHABILITATION CENTER			2	100%	2
JENNIE STUART MEDICAL CENTER			2	100%	2
AEGIS MEDICAL GROUP LLC			2	100%	2
Arbors at Gallipolis		2			2
FLORIDA CLINICAL LABORATORY INC			2	100%	2
AYASS BIOSCIENCE LLC			2	100%	2
VA Connecticut HCS - Newington Campus		2			2
HAILE MEDICAL GROUP PA		2			2
CROSSTOWN PHARMACY		2			2
FIRSTCHOICE FAMILY CARE, PLLC		2			2
GSM OCED Subsection			2	100%	2
CIRRUS DX			2	100%	2
SAWGRASS PEDIATRIC PARTNERS LLC			2	100%	2
NORTHEAST GEORGIA HEALTH SYSTEM			2	100%	2
VILLAGES HEALTH SYSTEM, LLC, THE			2	100%	2
MORGAN STANELY HEALTH CENTER		2			2
CVS OH3306POCT AKRON		1	1	50%	2

COVID-19: testing by laboratory

Data through May 27, 2021 verified as of May 28, 2021 at 09:25 AM

Data in this report are provisional and subject to change.

The numbers in the table below represent the number of Florida and non-Florida residents for whom test results were received by the Department of Health. A person can be tested by more than one laboratory and can have both positive and negative results. **Therefore, the sum of the numbers in each column will be larger than the total number of people tested.**

Reporting lab	Inconclusive	Negative	Positive	Percent positive	Total
Garden Care Center		2			2
EASTLAKE MEDICAL CENTER		2			2
HOPE HEALTH & WELLNESS		2			2
Coos County Nursing Home		2			2
MED-LAKE LABORATORY, LLC			2	100%	2
SHADY GROVE ADVENTIST HOSPITAL			2	100%	2
CVS OH6185POCT PICKERINGTON		2			2
ROUTE 16 PHARMACY LLC DBA HOLLAND PHAR		2			2
CQUENTIA NGS, LLC			2	100%	2
POMERENE HOSPITAL			2	100%	2
CHILDREN PHYSICIANS GROUP			2	100%	2
DEPT OF HEALTH			2	100%	2
BROOKS -TLC HOSPITAL SYSTEM			2	100%	2
PUBLIX PHARMACY #1092		2			2
Buena Vista Care Center		2			2
NEW YORK CITY CENTRAL COVID			2	100%	2
LAB PLUS, LLC			2	100%	2
LEE PHYSICIAN GROUP FAMILY MEDICINE AT BABCOCK		2			2
UWMC MONTLAKE DEPT OF LAB MED			2	100%	2
Eagle Health and Rehabilitation		2			2
INNOVATIVE CARE II LLC			2	100%	2
GPI MEDICAL CENTER, INC			2	100%	2
LADY LAKE FAMILY MEDICINE			2	100%	2
ADVENT HEALTH - OWASA			2	100%	2
PM PEDIATRICS OF BAYSIDE PLLC - HOPEWELL JUNCTION		2			2
MATHER HOSPITAL			2	100%	2
MEDICAL ASSOCIATES OF BREVARD DR S VYAS			2	100%	2
ONSLow COUNTY HEALTH DEPARTMENT			2	100%	2
MEDICAL CENTER LABORATORY			2	100%	2
BARDMOOR EMERGENCY CARE CENTER			2	100%	2
AHSC ADVENTHEALTH WELL 65 PLUS		2			2
PATIENT FIRST-BATTLEFIELD			2	100%	2
CLEMENT J ZABLOCKI VAMC		2			2
DELRAY BEACH HEALTH CENTER			2	100%	2
CORTLAND PARK REHABILITATION AND NURSING CENTER		1	1	50%	2
DESERT ROSE FL LLC		2			2
MAWD PATHOLOGY GROUP			2	100%	2
RUST MEDICAL CENTER		2			2
CENTRAL FLORIDA FAMILY HEALTH CENTER		2			2
UNIVERSITY OF BALTIMORE WASHINGTON MEDICAL CENTER			2	100%	2
Kroger 130 - The Little Clinic Colorado Springs		2			2
FALCON HEALTH CENTER			2	100%	2
VA CBOC			2	100%	2
NEW BRIDGE MEDICAL CENTER		2			2
MOUNT ST MARYS HOSPITAL OF NIAGARA FALLS		1	1	50%	2
CareATC - Enovation Controls			2	100%	2

COVID-19: testing by laboratory

Data through May 27, 2021 verified as of May 28, 2021 at 09:25 AM

Data in this report are provisional and subject to change.

The numbers in the table below represent the number of Florida and non-Florida residents for whom test results were received by the Department of Health. A person can be tested by more than one laboratory and can have both positive and negative results. **Therefore, the sum of the numbers in each column will be larger than the total number of people tested.**

Reporting lab	Inconclusive	Negative	Positive	Percent positive	Total
Van Wert Manor		2			2
ROBERTS WESLEYAN COLLEGE HEALTH CENTE		2			2
FAST TEST NOW		2			2
PRIMARY CARE SERVICES AT WESTMINSTER V		2			2
KIVA AT MOUNT DORA			2	100%	2
SIGNATURE CARE LEWISVILLE-EMERGENCY CENTER		1	1	50%	2
SHELL POINT HOME HEALTH			2	100%	2
RAPID MD			2	100%	2
ADVANCED MEDICAL OF FLORIDA			2	100%	2
SUNCOAST BLOOD BANK			2	100%	2
FRESENIUS KIDNEY CARE SOUTH ST PETERSBURG			2	100%	2
LIFESPRING COMMUNITY HEALTH		2			2
CARIBOU MEDICAL CENTER			2	100%	2
Lenawee Medical Care Facility		2			2
BAPTIST HEALTH MEDICAL PLAZA			2	100%	2
MEDPOST - NORTH DALLAS			2	100%	2
Walgreens #9890		2			2
ADVENT HEALTH CENTRAL TEXAS		1	1	50%	2
Wetumpka Health and Rehab, LLC		2			2
WALKONCLINIC			2	100%	2
SANTA ROSA COUNTY HEALTH DEPARTMENT			2	100%	2
Absolut Care of Gasport		2			2
EXCUSED ABSENCE PLLC		2			2
MEDICAL WEST FREE STANDING ER		2			2
MEDEXPRESS URGENT CARE - SPRINGDALE, S 40TH STREET		2			2
JACKSON LABORATORY OF GENOMIC MEDICINE		2			2
RIDGEFIELD PEDIATRIC ASSOCIATES		2			2
CITRUS DERMATOLOGY			2	100%	2
Bethel Lutheran Home		2			2
Virginia Gay Nursing and Rehab		2			2
DALLAS MEDICAL CENTER			2	100%	2
CVS AZ3749POCT GOODYEAR		2			2
Kroger 596 - The Little Clinic Brentwood		2			2
STEWARD ST ELIZABETH MEDICAL CENTER			2	100%	2
PATIENT FIRST MEDICAL CENTER-CARYTOWN			2	100%	2
Manor At Perrysburg		2			2
GOUVERNEUR HOSPITAL LABORATORY		2			2
UNIVERSITY OF MISSOURI HEALTH CARE			2	100%	2
Robert J Dole VAMC		2			2
CHRISTUS SPOHN HOSPITAL			2	100%	2
APPLECARE VALDOSTA			2	100%	2
WALGREENS #05432		2			2
Clearwater of Cascadia		1	1	50%	2
VENETIAN GARDENS		2			2
DEVLAB, LLC			2	100%	2
BOSTON PUBLIC HEALTH COMMISSION			2	100%	2

COVID-19: testing by laboratory

Data through May 27, 2021 verified as of May 28, 2021 at 09:25 AM

Data in this report are provisional and subject to change.

The numbers in the table below represent the number of Florida and non-Florida residents for whom test results were received by the Department of Health. A person can be tested by more than one laboratory and can have both positive and negative results. **Therefore, the sum of the numbers in each column will be larger than the total number of people tested.**

Reporting lab	Inconclusive	Negative	Positive	Percent positive	Total
JMC TALLAHASSEE, LLC			2	100%	2
MOBILE PHLEBOTOMY SERVICES			2	100%	2
JORDAN VALLEY MEDICAL CENTER			2	100%	2
CHIPLEY DIALYSIS			2	100%	2
FLORIDA SPINE AND PAIN SPECIALISTS		2			2
LACORP		1	1	50%	2
COLONIAL HEALTH CARE		1	1	50%	2
GULF COAST MEDICAL CENTER RESPIRATORY CARE			2	100%	2
FLORIDA DEPARTMENT OF HEALTH IN ESCAMBA COUNTY		1	1	50%	2
OPTUMSERVE HEALTH SERVICES INDIANA			2	100%	2
Glenburn Home		2			2
NORTHSIDE FAMILY MEDICINE AND URGENT CARE (CUMMING)		2			2
Beecher Manor Nursing and Rehabilitation Center		2			2
Kroger 477 - The Little Clinic Fort Mitchell		2			2
MEDEXPRESS URGENT CARE - MARTINSVILLE		2			2
ManorCare Health Services Peters Township		2			2
Piney Grove Nursing and Rehabilitation Center		2			2
ACCESS MEDICAL GROUP OF TAMPA II, INC		2			2
BLOSSOMS ASSISTED LIVING 1 LLC			2	100%	2
CENTRAL ARKANSAS VETERANS HEALTHCARE SYSTEM - VETERANS AFFAIRS			2	100%	2
Fairlane Gardens Nursing and Rehab at Reading		2			2
DAYTONA BEACH CENTRA CARE			2	100%	2
OUR LOVING HANDS COMPANION SERVICE LLC		2			2
HEALTH & REHAB CTR AT DOLPHINS VIEW, THE			2	100%	2
WILSON MEMORIAL HOSPITAL			2	100%	2
CAROLINAS MEDICAL CENTER			2	100%	2
OHIOHEALTH URGENT CARE			2	100%	2
St. Luke's Care Center		2			2
TLC MEDICAL			2	100%	2
The Laurels of Hendersonville		2			2
ABBEY REHABILITATION AND NURSING CENTER		2			2
MEDPOST OF MEMPHIS TN			2	100%	2
BELLIN HOSPITAL			2	100%	2
Kroger 426 - The Little Clinic Suwanee		2			2
ABBEY DELRAY SOUTH IN FLORIDA			2	100%	2
PUBLIX PHARMACY #1048		2			2
MOORE CLINICAL RESEARCH INC			2	100%	2
FLORIDA SOUTHERN COLLEGE		1	1	50%	2
PIEDMONT ATHENS REGIONAL HOSPITAL LAB			2	100%	2
Lake Charles Healthcare LLC dba Landmark Lake Charles			2	100%	2
SWIFT CREEK HEALTH CENTER AT THE TEMPL		2			2
Mount Olivet Careview Home		2			2
Kroger 412 - The Little Clinic Oxford		2			2
FORT MYERS NORTH DIALYSIS		1	1	50%	2
LIFEGUARD AMBULANCE SERVICES LLC, TEXAS- SAN			2	100%	2
SALEM VAMC		2			2

COVID-19: testing by laboratory

Data through May 27, 2021 verified as of May 28, 2021 at 09:25 AM

Data in this report are provisional and subject to change.

The numbers in the table below represent the number of Florida and non-Florida residents for whom test results were received by the Department of Health. A person can be tested by more than one laboratory and can have both positive and negative results. **Therefore, the sum of the numbers in each column will be larger than the total number of people tested.**

Reporting lab	Inconclusive	Negative	Positive	Percent positive	Total
PALMS OF FT MYERS,THE			2	100%	2
Kroger 020 - The Little Clinic Wheat Ridge		2			2
ALABAMA REFERENCE LAB			2	100%	2
PORT ST JOHN DERMATOLOGY		2			2
PRIMACARE MEDICAL LAKEWOOD			2	100%	2
UNITED PHYSICIAN GROUP FAMILY MEDICINE OF HAMPTON		2			2
OAKBRIDGE TERRACE AT SAE			2	100%	2
CARTER BLOOD CARE			2	100%	2
CVS PA2867POCT FOLSOM		1	1	50%	2
ANDERSON COUNTY HOSPITAL			2	100%	2
WATERBURY HOSPITAL REFERENCE LAB			2	100%	2
CRUC CMCH-COVID-19		2			2
CORNELIA REDDY URGENT CARE		2			2
SOUTH DAKOTA DEPARTMENT OF HEALTH		2			2
EXPERTUS LABORATORIES, INC.			2	100%	2
SCHEURER HOSPITAL		2			2
ORLANDO LUTHERAN TOWERS		1	1	50%	2
BERGEN COUNTY SURGICAL AND ENDOSCOPY CENTER		2			2
KEY WEST HMA PHYSICIAN MANAGEMENT, LLC			2	100%	2
ASCENSION ST MICHAEL'S HOSPITAL LAB		1	1	50%	2
NYUMC CLINICAL LABORATORIES			2	100%	2
WILCOX MEDICAL CENTER-ALMA COLLEGE		2			2
MARQUIS CARE AT CENTENNIAL HILLS		2			2
BAYFRONT CARDIOVASCULAR ASSOCIATES		1	1	50%	2
NLC LABS			2	100%	2
Workmens Circle Multicare Center		2			2
TRUE HEALTH INC			2	100%	2
Iron County Medical Care Facility		2			2
FLORIDA DEPARTMENT OF HEALTH IN CITRUS COUNTY		2			2
ILLINOIS DEPT OF PUBLIC HEALTH LABS			2	100%	2
PEACE RIVER MEDICAL CENTER		2			2
PUBLIC HEALTH LABORATORY	1		1	50%	2
ACN PHYSICIANS GROUP CORP			2	100%	2
HEARTLAND REGIONAL MEDICAL CENTER		1	1	50%	2
BUCKINGHAM PAVILION INC		2			2
Dexter Health Care		2			2
DELAWARE VETERANS HOME		2			2
SHANDS JACKSONVILLE CLINICAL CENTER		1	1	50%	2
ADVANCED FOOT AND ANKLE OF INDIAN RIVER		2			2
NORTH OKALOOSA PHYSICIAN GRP - WALK IN CLINIC			2	100%	2
HEALTHCARE NETWORK			2	100%	2
AMEDISYS HOME HEALTH OF GREENVILLE			2	100%	2
AFC PHYSICIANS OF FLORIDA, PA			2	100%	2
Kroger 853 - The Little Clinic East Broad Street		2			2
CVS AZ9277POCT TUCSON		2			2
WALGREENS #07033		2			2

COVID-19: testing by laboratory

Data through May 27, 2021 verified as of May 28, 2021 at 09:25 AM

Data in this report are provisional and subject to change.

The numbers in the table below represent the number of Florida and non-Florida residents for whom test results were received by the Department of Health. A person can be tested by more than one laboratory and can have both positive and negative results. **Therefore, the sum of the numbers in each column will be larger than the total number of people tested.**

Reporting lab	Inconclusive	Negative	Positive	Percent positive	Total
PEACEHEALTH CENTRAL		2			2
PruittHealth Lakehaven		2			2
CALIFORNIA DIVISION OF COMMUNICABLE DISEASE CONTROL			2	100%	2
SENTARA NORFOLK GENERAL HOSPITAL			2	100%	2
Jacob's Creek Nursing and Rehabilitation Center		2			2
SUDARSAN KAMISSETY MD PA			2	100%	2
YOUTH AND YOU, INC		2			2
NEMOURS CHILDREN'S PRIMARY CARE THE VILLAGES		2			2
SHELBYVILLE HOSPITAL COMPANY		2			2
LOUIS A JOHNSON VAMC		2			2
INSPIRIT SENIOR LIVING			2	100%	2
MOBILE HEALTH LABS LLC			2	100%	2
Kroger 686 - The Little Clinic Farragut		2			2
COMPLETE HEALTH MEDICAL CENTER			2	100%	2
HEALTH NETWORK			2	100%	2
LEHIGH MEDICAL AND RESEARCH CENTER, INC			2	100%	2
MEDEXPRESS URGENT CARE - LINCOLN		2			2
POINT OF CARE PRIVATE HEALTH MANAGEMENT			2	100%	2
RM PHARMACY SERVICES INC		1	1	50%	2
Kroger 672 - The Little Clinic Bill Kennedy & Glenwood		2			2
AMERICAN RESEARCH CENTERS OF FLORIDA			2	100%	2
WALGREENS NO 10512		1	1	50%	2
GUARDIAN HOME CARE OF CENTRAL GEORGIA		2			2
WAYNE MEMORIAL HOSPITAL		2			2
LONG ISLAND MINIMALLY INVASIVE SURGERY		2			2
PIEDMONT URGENTCARE BY WELLSTREET		2			2
SOUTHEASTERN HEALTH FACILITES, INC		1	1	50%	2
MEDEXPRESS URGENT CARE - SOUTH CHARLESTON		2			2
PALM WEST INTERNIST PA			2	100%	2
DEL SOL MEDICAL CENTER			2	100%	2
BMC/JACSONVILLE		1	1	50%	2
JUPITER PEDIATRIC ASSOCIATES, PA		1	1	50%	2
Essex Center for Rehabilitation and Healthcare		2			2
MINUTECLINIC MINUTECLINIC #4978		1	1	50%	2
MID-FLORIDA HEMATOLOGY AND ONCOLOGY CENTERS		2			2
WARD MEMORIAL HOSPITAL		2			2
MD NOW URGENT CARE CENTER INC.			2	100%	2
TMH EC NORTHEAST LABORATORY			2	100%	2
WillowBrooke Court at Southampton Estates		2			2
AZALEA HEALTH AND REHABILITATION		2			2
DOCTORS CARE OF PALM COAST			2	100%	2
SOUTHERN OHIO MEDICAL CENTER			2	100%	2
RM LAB LLC DBA EXPRESS LAB		2			2
PULMONARY MEDICINE		2			2
TENNESSEE VALLEY HCS			2	100%	2
Grand Junction VAMC		2			2

COVID-19: testing by laboratory

Data through May 27, 2021 verified as of May 28, 2021 at 09:25 AM

Data in this report are provisional and subject to change.

The numbers in the table below represent the number of Florida and non-Florida residents for whom test results were received by the Department of Health. A person can be tested by more than one laboratory and can have both positive and negative results. **Therefore, the sum of the numbers in each column will be larger than the total number of people tested.**

Reporting lab	Inconclusive	Negative	Positive	Percent positive	Total
VITAL CARE CLINIC, LLC			2	100%	2
WALGREENS #13605		2			2
Church Creek SNF			2	100%	2
TEXAS HEALTH CARE			2	100%	2
HEALTH GROUP CENTER INC			2	100%	2
The Suites at Western Home Communities		2			2
FIRST CHOICE MEDICAL PC			2	100%	2
NORTON IMMEDIATE CARE CENTER - PRESTON			2	100%	2
JULIE STAATS DO		2			2
PREMIER FAMILY CARE I, INC			2	100%	2
VOLUNTEERS OF AMERICA OF FLORIDA			2	100%	2
FEDERAL CORRECTIONAL INSTITUTION MARIANNA			2	100%	2
NHSN_AIMS		2			2
IMMEDIATE CARE MEDICAL CENTER			2	100%	2
NATIONWIDE LABORATORY SERVICES		1	1	50%	2
MINUTE CLINIC DIAGNOSTICS OF IN, LLC #6252		2			2
Kroger 101 - The Little Clinic Hill Top		2			2
THE FOUNTAIN AT BOCA CIEGA BAY		2			2
SPECTRA EAST INC		1	1	50%	2
MEDISURE DBA MY WELLNESS EXPRESS			2	100%	2
ADVENTHEALTH IMAGING OVIEDO		2			2
EXCEPTIONAL EMERGENCY CENTER - AMARILLO			2	100%	2
Elba Nursing and Rehabilitation Center, LLC		2			2
Walgreens #7156			2	100%	2
PRESTIGE EMERGENCY ROOM LLC			2	100%	2
EXPRESS CARE WALK-IN CLINIC			2	100%	2
Bedford Care Center of Hattiesburg		2			2
Kroger 096 - The Little Clinic Orchard and Holly		2			2
MILLER'S MERRY MANOR		2			2
MEDEXPRESS URGENT CARE - LINCOLN N 26T		2			2
DURAND SENIOR CARE & REHAB CENTER		2			2
United Methodist Communities at The Shores		2			2
ADVENTIST HINSDALE HOSPITAL LABORATORY			2	100%	2
FLORIDA DEPARTMENT OF HEALTH PINELLAS COUNTY-			2	100%	2
LIFT HEALTH		2			2
University Center East			2	100%	2
FLORIDA COMMUNITY HEALTH CENTERS, INC.			2	100%	2
MIDDLEBURG PEDIATRICS			2	100%	2
CITRUS PARK			2	100%	2
DELMAR GARDENS OF O'FALLON		2			2
URGENTMED PLANTATION			2	100%	2
TEXAS REGIONAL ASTHMA & ALLERGY CENTER			2	100%	2
DOWN HOME MEDICAL			2	100%	2
PROFESSIONAL DIALYSIS CENTER			2	100%	2
COASTAL MEDICAL LAB			2	100%	2
DIAGNOSTIC CLINIC MEDICAL GROUP INC		2			2

COVID-19: testing by laboratory

Data through May 27, 2021 verified as of May 28, 2021 at 09:25 AM

Data in this report are provisional and subject to change.

The numbers in the table below represent the number of Florida and non-Florida residents for whom test results were received by the Department of Health. A person can be tested by more than one laboratory and can have both positive and negative results. **Therefore, the sum of the numbers in each column will be larger than the total number of people tested.**

Reporting lab	Inconclusive	Negative	Positive	Percent positive	Total
LAWRENCE GENERAL HOSPITAL			2	100%	2
Manorcare Health Services - Williamsport South		2			2
Colonial Manor Nursing and Rehabilitation Center		2			2
Oakmont of Katy Nursing and Rehabilitation		2			2
MIDWAY PRIMARY CARE LLC		2			2
GOLDSTEIN			2	100%	2
ROCKEFELLER UNIVERSITY CLINICAL GENOMICS LABORATOR		2			2
Aurora CBOC			2	100%	2
ST ANTHONY COMMUNITY HOSPITAL LAB		1	1	50%	2
Kroger 400 - The Little Clinic Hartley Bridge Rd		1	1	50%	2
INTERMOUNTAIN MEDICAL CENTER			2	100%	2
FLORIDA KEYS PED & ADOLES CTR			2	100%	2
Douglas County Health Center		2			2
SANFORD REGIONAL HOSPITAL WORTHINGTON		2			2
LARKIN COMMUNITY HOSPITAL PALM SPRINGS CAMPUS		1	1	50%	2
Alden Des Plaines			2	100%	2
Luther Acres Manor		2			2
MERCY HEALTH LAB		1	1	50%	2
NEW YORK CITY DEPARTMENT OF HEALTH			2	100%	2
RAPID MEDLAB (002MO)		2			2
Oakview Nursing & Rehab		2			2
ORLANDO DIALYSIS		1	1	50%	2
Green Mountain Nursing and Rehabilitation		2			2
CARENOW LENEXA			2	100%	2
NOVA SOUTHEASTERN UNIVERSITY - STUDENT MEDICAL CTR			2	100%	2
MOBILE MEDICAL UNIT- SAINT JOSEPH REG		2			2
NORTH DAKOTA VETERANS HOME		2			2
SOLDIERS' HOME OF HOLYOKE		2			2
PRECISION DIAGNOSTIC INC		2			2
OSF SAINT FRANCIS MEDICAL CENTER			2	100%	2
ALBANNA PEDIATRICS CENTER			2	100%	2
Kroger 739 - The Little Clinic La Grange Road		2			2
FLORIDA MEDICAL CLINIC CARDIOLOGY-ZH			2	100%	2
IN & OUT URGENT CARE METAIRIE			2	100%	2
ACCESS MEDICAL GROUP OF FLORIDA CITY			2	100%	2
MEASE MANOR MEMORY CARE		2			2
NIAGARA APOTHECARY INC		2			2
MEDICAL ARTS LABORATORY			2	100%	2
SPRINGFIELD HOSPITAL LABORATORY			2	100%	2
WURLAND NURSING AND REHABILITATION, L		2			2
MINUTECLINIC DIAGNOSTIC PA #7110		2			2
IDAHO BUREAU OF LABORATORIES		2			2
SMITH NORTHVIEW HOSPITAL LAB			2	100%	2
FLORIDA MEDICAL CENTER OF CLEARWATER		2			2
MILLERSVILLE UNIVERSITY HEALTH SERVICE		2			2
CLEAR CHOICE MD URGENT CARE			2	100%	2

COVID-19: testing by laboratory

Data through May 27, 2021 verified as of May 28, 2021 at 09:25 AM

Data in this report are provisional and subject to change.

The numbers in the table below represent the number of Florida and non-Florida residents for whom test results were received by the Department of Health. A person can be tested by more than one laboratory and can have both positive and negative results. **Therefore, the sum of the numbers in each column will be larger than the total number of people tested.**

Reporting lab	Inconclusive	Negative	Positive	Percent positive	Total
ABSOLUTE CAREGIVERS HOME HEALTH AGENCY INC			2	100%	2
CARTERSVILLE URGENT CARE		1	1	50%	2
WE CARE HOME HEALTH SOLUTIONS LLC			2	100%	2
ATLANTIC DIAGNOSTICS			2	100%	2
BAPTIST HEALTH PRIMARY CARE AT DORAL			2	100%	2
WARE EXPRESS CARE			2	100%	2
QUALITY URGENT CARE CENTER		1	1	50%	2
Highland Rehabilitation and Nursing Center		2			2
AHC PARIS		2			2
CENTRAL MAINE MEDICAL CENTER			1	100%	1
JOHNSON & JOHNSON VISION CARE-VISTAKON			1	100%	1
MANOR CARE OF DELRAY BEACH FL LLC		1			1
NEIGHBORX PHARMACY		1			1
HILTON HEAD HOSPITAL/INPATIENT			1	100%	1
SUMMIT HEALTHCARE REGIONAL MEDICAL		1			1
SHANNON MEDICAL CENTER			1	100%	1
CLEVELAND CLINIC OHIO LABORATORIES			1	100%	1
STATE OF CALIFORNIA DOH SERVICES			1	100%	1
Walgreens #5421		1			1
METHODIST HOSPITAL SOUTHLAKE			1	100%	1
MORELL			1	100%	1
Central Alabama Veterans HCS - East Campus		1			1
CAREHERE HUDSON BAY			1	100%	1
LAKE CHELAN COMMUNITY HOSPITAL		1			1
KIOSK MEDICINE OF KENTUCKY LLC		1			1
CARENOW LAKE WORTH			1	100%	1
Hinesville VA Clinic		1			1
AHC Dyersburg		1			1
NEW ERA COMMUNITY HEALTH CENTER LLC		1			1
ST. JOHN HOSPITAL & MEDICAL CENTER			1	100%	1
ANDREWS			1	100%	1
UUHC - REDSTONE HEALTH CENTER LABORATORY			1	100%	1
HARDIN HEALTH INC		1			1
VIRGINIA HOSPITAL CENTER ARLINGTON			1	100%	1
HANCOCK REGIONAL HOSPITAL		1			1
SIGNATURE CARE MEMORIAL CITY			1	100%	1
CONCORDIA MANOR			1	100%	1
SPRINGFIELD HOSPITAL			1	100%	1
CLINICAL LABORATORY DEPARTMENT			1	100%	1
Kroger 539 - The Little Clinic Memorial Blvd.		1			1
KENDALL PEDIATRICS PARTNERS LLC			1	100%	1
Casa Real Center		1			1
MISSION HOSPITAL - MEMORIAL CAMPUS			1	100%	1
FLORIDA CLINICAL RESEARCH CENTER, LLC			1	100%	1
STEPHENS COUNTY HOSPITAL			1	100%	1
URGENTMED			1	100%	1

COVID-19: testing by laboratory

Data through May 27, 2021 verified as of May 28, 2021 at 09:25 AM

Data in this report are provisional and subject to change.

The numbers in the table below represent the number of Florida and non-Florida residents for whom test results were received by the Department of Health. A person can be tested by more than one laboratory and can have both positive and negative results. **Therefore, the sum of the numbers in each column will be larger than the total number of people tested.**

Reporting lab	Inconclusive	Negative	Positive	Percent positive	Total
HIGHLANDS CLINICAL LABORATORY			1	100%	1
CLINTON DRUG STORE		1			1
HEARTLAND PHARMACY SEBRING			1	100%	1
HAMILTON CI MAIN UNIT ANNEX/ WORK CAMP			1	100%	1
SPHERE DX			1	100%	1
INTERIM HEALTHCARE			1	100%	1
SOUTHWESTERN STATE HOSPITAL LABORATORY			1	100%	1
MED BAR LLC		1			1
CTMD MEDICAL CENTER, PA			1	100%	1
INNOVATIVE HEALTH DIAGNOSTIC OF CALIFORNIA			1	100%	1
SINAI URGENT CARE FORT WORTH, LLC			1	100%	1
AURORA MEDICAL CENTER-KENOSHA			1	100%	1
ARCADIA OUTREACH LAB			1	100%	1
AVERA ST. MARY'S HOSPITAL			1	100%	1
SPECTRUM LUDINGTON			1	100%	1
REGIONAL MEDICAL CENTER			1	100%	1
JET MEDICAL CENTER			1	100%	1
HOLMES FAMILY PRACTICE PA			1	100%	1
BIOMERIEUX			1	100%	1
FLORIDA HOME HEALTH			1	100%	1
CLINICAL RESEARCH OF WEST FLORIDA		1			1
PALMA CEIA MED GROUP-SWANN		1			1
BROOKDALE WEST PALM BEACH			1	100%	1
SOUTH COUNTY NURSING AND REHABILITATION		1			1
LIBERTY COMMONS NURSING AND REHABILITA		1			1
FLORIDA HOSPITAL TRANSPLANT CENTER		1			1
CATHOLIC MEDICAL CENTER			1	100%	1
CELEBRATION FAMILY PHYSICIANS LLC			1	100%	1
ST JOHNS MEDICAL CENTER		1			1
COVID CLINIC, INC			1	100%	1
VA Ann Arbor HCS - Toledo CBOC		1			1
TITUSVILLE CENTER FOR SURGICAL EXCELLENCE LLC		1			1
AFC URGENT CARE BEVERLY			1	100%	1
GULF BREEZE TREATMENT CENTER, LLC			1	100%	1
Kroger 63 - The Little Clinic Glassford Hill Rd		1			1
ORCHID TERRACE		1			1
UMC WEST CLINIC			1	100%	1
BEAUMONT HOSPITAL			1	100%	1
ANDERSON FAMILY MEDICINE			1	100%	1
FAMILY MEDICAL CENTERS			1	100%	1
JAX FAMILY CARE		1			1
PINEBROOK CARE AND REHABILITATION CENTER			1	100%	1
VISTA LAKE ASSISTED LIVING			1	100%	1
TMH PHYSICIAN PARTNERS WAKULLA			1	100%	1
MYLAN-SOUTH POINT PA		1			1
D'YOUVILLE SCHOOL OF PHARMACY		1			1

COVID-19: testing by laboratory

Data through May 27, 2021 verified as of May 28, 2021 at 09:25 AM

Data in this report are provisional and subject to change.

The numbers in the table below represent the number of Florida and non-Florida residents for whom test results were received by the Department of Health. A person can be tested by more than one laboratory and can have both positive and negative results. **Therefore, the sum of the numbers in each column will be larger than the total number of people tested.**

Reporting lab	Inconclusive	Negative	Positive	Percent positive	Total
INDIGO PALMS			1	100%	1
KORNBLIT MEDICAL PC		1			1
NORTH CAROLINA STATE LABORATORY OF PUBLIC HEALTH, SPECTRUM LAB NETWORK			1	100%	1
YAKIMA VALLEY FAMILY CLINIC			1	100%	1
WALGREENS #07492			1	100%	1
PENNY PEDIATRICS		1			1
DU QUOIN NURSING & REHABILITATION CENTER LLC		1			1
Brownwood Nusing & Rehabilitation		1			1
CAPITAL HEALTH PLAN - GOVERNORS SQUARE			1	100%	1
RENEGADEXBIO, PBC	1				1
BACON COUNTY HOSPITAL		1			1
MEDEXPRESS URGENT CARE - JACKSON		1			1
SACRED HEART HOSPITAL NURSING			1	100%	1
PEDIATRIC ASSOCIATES - JACKSONVILLE			1	100%	1
UNIVERSITY OF TOLEDO MEDICAL CENTER			1	100%	1
ONE HEALTH LABS		1			1
Villa Maria			1	100%	1
PASCO COUNTY HEALTH DEPARTMENT			1	100%	1
WALGREENS WAYNE			1	100%	1
ER NEAR ME HULEN		1			1
Birmingham Nursing and Rehabilitation East LLC		1			1
DOCTORS MEMORIAL HOSP HOME HEALTH CARE		1			1
SOUTHERN HILLS MEDICAL CENTER			1	100%	1
WINTHROP MANOR NURSING CENTER		1			1
CANDLER HOSPITAL			1	100%	1
Oakview Manor Health and Rehab		1			1
ULTIMATE DX CORP			1	100%	1
Sunnybrook Rehabilitation Center			1	100%	1
PRIME CARE FAMILY MEDICINE			1	100%	1
IDAHO HEALTH DEPARTMENT			1	100%	1
RADIANCE HEALTH RX		1			1
Arch Plaza Nursing and Rehabilitation Center			1	100%	1
QLABS			1	100%	1
LOWCOUNTRY URGENT CARE			1	100%	1
ARIZA WELLNESS CARE LLC			1	100%	1
TILLAMOOK COUNTY GENERAL HOSPITAL LAB		1			1
COASTAL MANOR		1			1
325		1			1
FIRST MEDICAL RESPONSE OF TEXAS, INC			1	100%	1
SOUTHEAST CLINICAL LABORATORIES		1			1
FAIRFIELD MEDICAL CENTER			1	100%	1
HALIFAX HEALTH PRIMARY CARE ORMOND			1	100%	1
SURGERY CENTER, THE			1	100%	1
ST ROSE HOSPITAL			1	100%	1
Harry S. Truman Memorial Veterans Hospital		1			1
JACKSON MADISON CO. GEN. HOSPITAL			1	100%	1

COVID-19: testing by laboratory

Data through May 27, 2021 verified as of May 28, 2021 at 09:25 AM

Data in this report are provisional and subject to change.

The numbers in the table below represent the number of Florida and non-Florida residents for whom test results were received by the Department of Health. A person can be tested by more than one laboratory and can have both positive and negative results. **Therefore, the sum of the numbers in each column will be larger than the total number of people tested.**

Reporting lab	Inconclusive	Negative	Positive	Percent positive	Total
MEMPHIS URGENT CARE #2, LLC			1	100%	1
VIVIAN SIMMONS FAMILY PRACTICE			1	100%	1
HUNEYCUTT FAMILY PRACTICE			1	100%	1
PSL JAX BEACH OPERATIONS LLC			1	100%	1
VELOCITY URGENT CARE - CHIMNEY HILL			1	100%	1
SMART CHOICE PRIMARY AND URGENT CARE			1	100%	1
NORTH WEST FLORIDA DIAGNOSTIC ENOCRINOLOGY CLINIC			1	100%	1
1ST MED DOTHAN			1	100%	1
Advanced Rehabilitation of Vernon		1			1
METROPOLITAN			1	100%	1
RIVERTON CBOC			1	100%	1
KANA MEDICAL			1	100%	1
AMERICAN FAMILY CARE - SMYRNA			1	100%	1
ALTA BATES SUMMIT MEDICAL CENTER CLINICAL LAB			1	100%	1
FLORIDA KEYS PED AND ADOLES CTR			1	100%	1
WOODSTOCK HEALTH DEPARTMENT			1	100%	1
MEDEXPRESS URGENT CARE - LAWTON		1			1
CLIFTON-FINE HOSPITAL LABORATORY		1			1
VOLKSWAGON GROUP OF AMERICA ONSITE MEDICAL CLINIC		1			1
Kempsville Health and Rehab Center		1			1
KELLY			1	100%	1
CRYSTAL RIVER FIRE DEPARTMENT			1	100%	1
Lantern Park Specialty Care		1			1
TRIHEALTH			1	100%	1
FLAGSTAFF MEDICAL CENTER			1	100%	1
FAMILY MEDICAL CENTER OF HOLLYWOOD PA			1	100%	1
WYTHE CNTY COMMUNITY HOSP LABORATORY			1	100%	1
YOUR GOOD HEALTH MEDICAL GROUP PA			1	100%	1
Life Care Center of Auburn		1			1
PATEL MINESH		1			1
WEST FLORIDA MEDICAL ASSOCIATES PA			1	100%	1
EH FARGO HOSPITAL LABORATORY			1	100%	1
CORAL SPRINGS RAPID ANTIGEN TESTING			1	100%	1
ST JOHNS PEDIATRICS PA		1			1
UNIVERSITY OF MIAMI - LENNAR CENTER			1	100%	1
MEDEXPRESS URGENT CARE - WILLINGBORO		1			1
THE LITTLE CLINIC LLC			1	100%	1
PEDRO L ORTEGA MD PA			1	100%	1
HEALTHFORCE PARTNERS INC			1	100%	1
Brown Nursing Home		1			1
CARDIAC AND VASCULAR CONSULTANTS MD PA		1			1
UW MEDICINE MS CENTER			1	100%	1
REDMOND URGENT CARE			1	100%	1
CVS TX7824POCT GARLAND		1			1
WALGREENS #05150		1			1
HUNTSVILLE HOSPITAL			1	100%	1

COVID-19: testing by laboratory

Data through May 27, 2021 verified as of May 28, 2021 at 09:25 AM

Data in this report are provisional and subject to change.

The numbers in the table below represent the number of Florida and non-Florida residents for whom test results were received by the Department of Health. A person can be tested by more than one laboratory and can have both positive and negative results. **Therefore, the sum of the numbers in each column will be larger than the total number of people tested.**

Reporting lab	Inconclusive	Negative	Positive	Percent positive	Total
ASSURANCE HEALTHCARE AND COUNSELING CENTER		1			1
Kroger 390 - The Little Clinic North College Hill		1			1
MEDSTAR FAMILY CARE		1			1
Le Roy Village Green		1			1
MANHATTAN COLLEGE HEALTH SERVICES		1			1
UNIVERSITY OF MIAMI PRIMARY CARE SITE UMHC 3039			1	100%	1
MERCY GENERAL HOSPITAL			1	100%	1
CVS MI22230CV WAYNE COUNTY COMMUNITY COLLEGE			1	100%	1
TRIPLE O RESEARCH INSTITUTE PA			1	100%	1
FAITH FAMILY PRACTICE			1	100%	1
PINECREST MANOR		1			1
ADVENT HEALTH MEDICAL GROUP AT PINELLAS PARK			1	100%	1
Williamstown Commons			1	100%	1
MEDHEALTH CLINICAL INC			1	100%	1
MEDICAL ASSOCIATES OF THE SHOALS		1			1
MEDICAL ASSOCIATES OF PINELLAS - LAB			1	100%	1
Walgreens #19461		1			1
INDIANA INTERNAL MEDICINE			1	100%	1
WESLEY CHAPEL INTERNAL MEDICINE AND PEDIATRICS PA			1	100%	1
WRNMMC BETHESDA			1	100%	1
THYROID SPECIALTY LABORATORY			1	100%	1
CLARKSVILLE MANOR INC		1			1
DESTIN SURGERY CENTER LTD		1			1
Walgreens #19304		1			1
BON SECOURS ST FRANCIS MEDICAL CENTER (LABORATORY)			1	100%	1
HEARTLAND OF ZEPHYRHILLS FL, LLC			1	100%	1
FAMILY MEDICAL CLINIC KENDALL LLC			1	100%	1
Encompass Health Rehab Hosp Albuquerque		1			1
Walgreens #12695			1	100%	1
Hillandale Health Care		1			1
Kroger 006 - The Little Clinic Uintah Gardens		1			1
BORINQUEN HEALTH CENTER			1	100%	1
OAKWOOD HOSPITAL - SOUTHSHORE			1	100%	1
CENTER AT WATERFRONT		1			1
LAS PALOMAS SENIOR LIVING		1			1
ACL LABORATORIES			1	100%	1
SMITH			1	100%	1
YOUR KIDS URGENT CARE			1	100%	1
Heartland of Columbia		1			1
Kroger 367 - The Little Clinic Walton		1			1
BROOKSVILLE REGIONAL HOSPITAL			1	100%	1
CORVALLIS CLINIC PC LAB		1			1
ADVANCE CARDIOVASCULAR IMAGING, INC			1	100%	1
FAMILY HEALTHCARE SERVICES			1	100%	1
BAYOU URGENT CARE			1	100%	1
CARENOW URGENT CARE-HENDERSONVILLE		1			1

COVID-19: testing by laboratory

Data through May 27, 2021 verified as of May 28, 2021 at 09:25 AM

Data in this report are provisional and subject to change.

The numbers in the table below represent the number of Florida and non-Florida residents for whom test results were received by the Department of Health. A person can be tested by more than one laboratory and can have both positive and negative results. **Therefore, the sum of the numbers in each column will be larger than the total number of people tested.**

Reporting lab	Inconclusive	Negative	Positive	Percent positive	Total
WELLSTAR STUDENT SERVICES-MARIETTA CLI		1			1
HERNANDO COUNTY HEALTH DEPT			1	100%	1
PRESTIGE ER			1	100%	1
DYNACARE NORTHWEST INC			1	100%	1
EXCEL URGENT CARE OF NJ			1	100%	1
FLORIDA ORTHOPAEDIC INSTITUTE SURGERY		1			1
LEGACY AT HIGHWOODS PRESERVE		1			1
IC LABS			1	100%	1
OCALA REGIONAL DIALYSIS- NORTH			1	100%	1
QUALITY CLINICAL LAB LLC			1	100%	1
PULMONARY, CRITICAL CARE AND SLEEP DISORDERS INSTITUTE OF SOUTH FLORID			1	100%	1
NEW AMSTERDAM DRUG MART INC		1			1
CAREWELL URGENT CARE FITCHBURG			1	100%	1
WYOMING OPCO, LLC DBA MEDILODGE OF WYO		1			1
Saint Joseph Living Center		1			1
BLUE RIDGE URGENT CARE MORGANTON			1	100%	1
EAST END PEDIATRICS		1			1
Kroger 359 - The Little Clinic Bellevue		1			1
BHS PHYSICIAN NETWORK			1	100%	1
BIOLOGICAL AND CHEMICAL EMERGENCIES LABORATORY			1	100%	1
Medilodge of Midland		1			1
WALGREENS PHOENIX		1			1
LRHS Pablo Urgent Care		1			1
GOOD SHEPHERD HOSPICE INC			1	100%	1
CLAYTON NURSING AND REHABILITATION		1			1
CDR MAGUIRE - STUART MISSION			1	100%	1
Walgreens #9121		1			1
FOUNTAIN VALLEY REGIONAL HOSPITAL & MEDICAL CENTER			1	100%	1
CRUSADER COMMUNITY HEALTH			1	100%	1
MID-SOUTH URGENT CARE, PLLC			1	100%	1
SCRIPPS MERCY HOSPITAL			1	100%	1
JOHN HOPKINS WELLNESS CENTER PEPSICO			1	100%	1
PRIME MD OF NAPLES			1	100%	1
EMERALD HEALTH CARE		1			1
PUBLIC HEALTH LABORATORIES			1	100%	1
FAIRLAWN OPCO LLC DBA ARBORS AT FAIRLAWN		1			1
APOLLO ADVANCED HOME HEALTH CORP			1	100%	1
ARGENTINE CARE CENTER		1			1
VIVEX/UMTB BIOMEDICAL			1	100%	1
View Ridge Care Center		1			1
Kroger 682 - The Little Clinic New Holland Market			1	100%	1
TRANSCEND PERFORMANCE AND LIFESTYLE INSTITUTE			1	100%	1
SARASOTA MEMORIAL HOSPITAL		1			1
HEALTHCARE ASSOCIATES OF IRVING, LLP			1	100%	1
PALM BEACH DIABETES AND ENDOCRINE SPECIALISTS, PA			1	100%	1
REHABILITATION CENTER OF ALBUQUERQUE		1			1

COVID-19: testing by laboratory

Data through May 27, 2021 verified as of May 28, 2021 at 09:25 AM

Data in this report are provisional and subject to change.

The numbers in the table below represent the number of Florida and non-Florida residents for whom test results were received by the Department of Health. A person can be tested by more than one laboratory and can have both positive and negative results. **Therefore, the sum of the numbers in each column will be larger than the total number of people tested.**

Reporting lab	Inconclusive	Negative	Positive	Percent positive	Total
MIAMI CHILDRENS HOSPITAL MIDTOWN OUTPATIENT CENTER			1	100%	1
CORPORATION OF AMERICA		1			1
CONEY ISLAND HOSP			1	100%	1
VIP STARNETWORK		1			1
Good Samaritan Society-Atkinson		1			1
SAINT BARNABAS MEDICAL CENTER		1			1
HALIFAX FAMILY HEALTH CENTER			1	100%	1
GEORGE WASHINGTON UNIVERSITY HOSPITAL			1	100%	1
TRANSYLVANIA REGIONAL HOSPITAL LAB			1	100%	1
CHILDREN'S MEMORIAL HOSPITAL			1	100%	1
SSC NASHVILLE OPERATING CO LLC D/B/A		1			1
HOSPITAL SISTERS HEALTH SYSTEM (HSHS)			1	100%	1
CFHC - FROSTPROOF			1	100%	1
FAYETTE MEDICAL CENTER LAB		1			1
REFERENCE LABORATORY			1	100%	1
Kroger - KRO62000426			1	100%	1
GTC OPCO, LLC		1			1
OPTUM MEDICAL CLINIC IN ROCKRIMMON			1	100%	1
AHUJA MEDICAL CENTER			1	100%	1
SOFFER HEALTH INSTITUTE			1	100%	1
QUEST INC			1	100%	1
AUSTIN URGENT CARE			1	100%	1
DAKOTA PRO FOOTBALL, LLC		1			1
Masonic Medical Research Institute			1	100%	1
BRANDON OUTREACH CLINIC			1	100%	1
NORWALK HOSPITAL			1	100%	1
INTERNAL MEDICINE GROUP OF WINTER HAVEN PA		1			1
ALAN MOORE		1			1
PATHOLOGY		1			1
CARESPOT - WELLINGTON			1	100%	1
HEALTHCARE PARTNERS FAMILY MEDICINE LLC			1	100%	1
FLORIDA WATERMAN HOSPITAL			1	100%	1
JUPITER MEDICAL GROUP			1	100%	1
BETTER U BETTER LIFE WELLNESS LLC			1	100%	1
MOUNT DORA DIALYSIS			1	100%	1
HOLYOKE MEDICAL CENTER			1	100%	1
LAB. CORP. OF AMERICA			1	100%	1
EASTSIDE URGENT CARE			1	100%	1
WASHINGTON CENTER FOR REHABILITATION A		1			1
ADVANCED LABORATORY SERVICES			1	100%	1
SIERRA HEALTH CARE CENTER		1			1
MEDEXPRESS WELL - OLDSMAR			1	100%	1
Grays Harbor Health and Rehabilitation		1			1
HARBIN CLINIC, LLC - MAIN OFFICE		1			1
Good Samaritan Society - Albion		1			1
PIEDMONT NEWTON HOSPITAL		1			1

COVID-19: testing by laboratory

Data through May 27, 2021 verified as of May 28, 2021 at 09:25 AM

Data in this report are provisional and subject to change.

The numbers in the table below represent the number of Florida and non-Florida residents for whom test results were received by the Department of Health. A person can be tested by more than one laboratory and can have both positive and negative results. **Therefore, the sum of the numbers in each column will be larger than the total number of people tested.**

Reporting lab	Inconclusive	Negative	Positive	Percent positive	Total
SUNY AT STONY BROOK			1	100%	1
PENROSE HOSPITAL			1	100%	1
FLORIDA ADVANCED MEDICAL AND DERM AESTHETICS LLC			1	100%	1
Summit Medical Group Morristown Oncology		1			1
CAN COMMUNITY HEALTH LLC		1			1
Monument Health Strugis Care Center		1			1
Riverside Nursing & Rehabilitation Center		1			1
DPH OP LAB			1	100%	1
BRIDGES AT LIFE CARE CENTER OF OCALA, THE			1	100%	1
PARKWAY REGIONAL MEDICAL CENTER LAB			1	100%	1
MOLECULAR STAT LABORATORY			1	100%	1
VA North May Outpatient Clinic		1			1
MARIANNA DIALYSIS CENTER			1	100%	1
NEMOURS CHILDRENS URGENT CARE			1	100%	1
Robinson Terrace Rehabilitation and Nursing Center		1			1
PROVENA SAINT JOSEPH MEDICAL CENTER			1	100%	1
Churchman Village LLC		1			1
KIDZ CARE PEDATRICS			1	100%	1
MARYWOOD HEIGHTS		1			1
ALPHA CLINICAL LABORATORY CORP.			1	100%	1
BRIDGEPORT EXPRESS CARE			1	100%	1
UCSD MICROBIOLOGY LABORATORY			1	100%	1
SAN LUIS WALK IN CLINIC, INC			1	100%	1
Dupage Care Center			1	100%	1
ADVANCED BIOMEDICAL INC			1	100%	1
FLORIDA HEALTH CARE MEDICAL GROUP		1			1
ORLANDO PHYSICIAN NETWORK		1			1
Bolingreen Health and Rehabilitation		1			1
FIRST CARE HOME SERVICES INC			1	100%	1
HORIZON MEDICAL CENTER			1	100%	1
FAMILY MEDICAL CARE OF MOUNT DORA INC			1	100%	1
TRUMAN MEDICAL CENTER - HOSPITAL HILL			1	100%	1
Chateau Dville Rehab & Retirement		1			1
PORTNEUF MEDICAL CENTER		1			1
ADDINGTON PLACE EAST LAKE		1			1
NORTON HOSPITAL			1	100%	1
NEXTCARE NOGALES			1	100%	1
CONCENTRA - OCALA		1			1
LIMA MEMORIAL HOSPITAL			1	100%	1
Accordius Health at Gastonia			1	100%	1
Kroger 527 - The Little Clinic Hwy 70 S.		1			1
SAINT FRANCIS HOSPITAL			1	100%	1
FAMILY FIRST WELLNESS CLINIC INC			1	100%	1
MONMOUTH MEDICALC ENTER		1			1
SANITAS RESEARCH LLC			1	100%	1
CAN COMMUNITY HEALTH NORTH MIAMI, FL		1			1

COVID-19: testing by laboratory

Data through May 27, 2021 verified as of May 28, 2021 at 09:25 AM

Data in this report are provisional and subject to change.

The numbers in the table below represent the number of Florida and non-Florida residents for whom test results were received by the Department of Health. A person can be tested by more than one laboratory and can have both positive and negative results. **Therefore, the sum of the numbers in each column will be larger than the total number of people tested.**

Reporting lab	Inconclusive	Negative	Positive	Percent positive	Total
Diversicare of Eupora		1			1
Bethel Lutheran Nursing & Rehabilitation Center		1			1
Kroger 397 - The Little Clinic Frankfort East		1			1
HOLLAND COMMUNITY HOSPITAL		1			1
NEW HEMPSTEAD PEDIATRICS PC		1			1
Memorial Health Care Center			1	100%	1
DERMDX, DIV OF AURORA DIAGNOSTICS/BERNHARDT LAB		1			1
ADVENTHEALTH WOUND CARE CENTER			1	100%	1
MEDONE URGENT CARE			1	100%	1
APPLECARE URGENT CARE KINGSLAND			1	100%	1
VIRGINIA CVS PHARMACY, LLC DBA CVS/PHARMACY #1884		1			1
Medilodge of Kalamazoo		1			1
FRESENIUS MEDICAL CARE TAMPA LLC			1	100%	1
WINNIFRED ASSISTED LIVING FACILITY INC		1			1
APPLECARE URGENT CARE			1	100%	1
DOCTORS URGENT CARE OFFICE			1	100%	1
WARREN GENERAL HOSPITAL			1	100%	1
MEA PRIMARY CARE PLUS BYRAM			1	100%	1
Kroger 433 - The Little Clinic Atoka		1			1
NEMOURS CHILDREN HOSPITAL			1	100%	1
NORTH BREVARD CHILDRENS MEDICAL CENTER			1	100%	1
MID-FLORIDA PATHOLOGY LLC MOBILE UNIT # 1			1	100%	1
PROGRESSIVE MEDICAL LAB LLC			1	100%	1
PALM BEACH PEDIATRIC UROLOGY			1	100%	1
SUNDIAL MANUFACTURING		1			1
WELLMED AT BAY AREA		1			1
PREVENTIVE CARDIOLOGY AND INTERNAL MEDICINE ASSOCI			1	100%	1
LIFE SAVERS EMERGENCY ROOM II, LLC		1			1
WESLEY LONG HOSPITAL			1	100%	1
METHODISM MIDLOTHIAN MEDICAL CENTER			1	100%	1
QC LABORATORY			1	100%	1
HEALTH CONSERVATION, INC		1			1
NHC HEALTH CARE CENTER		1			1
MED-LAKE LABORATORY			1	100%	1
CARE ADVANTAGE			1	100%	1
NORTHSIDE FAMILY MEDICINE		1			1
XPRESHECK IAD (DULLES)			1	100%	1
CVS OH6153POCT COLUMBUS		1			1
MEDICAL UNIVERSITY OF SOUTH CAROLINA			1	100%	1
Court House Center		1			1
NEW ULM MEDICAL CENTER			1	100%	1
CORE OCCUPATIONAL MEDICINE			1	100%	1
The Pines at Catskill		1			1
Oklahoma Methodist Manor			1	100%	1
ADVANCE GASTROENTEROLOGY			1	100%	1
CHILDRENS HEALTHCARE CTE OF NORTHERN		1			1

COVID-19: testing by laboratory

Data through May 27, 2021 verified as of May 28, 2021 at 09:25 AM

Data in this report are provisional and subject to change.

The numbers in the table below represent the number of Florida and non-Florida residents for whom test results were received by the Department of Health. A person can be tested by more than one laboratory and can have both positive and negative results. **Therefore, the sum of the numbers in each column will be larger than the total number of people tested.**

Reporting lab	Inconclusive	Negative	Positive	Percent positive	Total
Brio of Johnston		1			1
MED LAB SERVICES, LLC			1	100%	1
BOCA GENERAL AND FAMILY MEDICINE		1			1
COASTAL ER IX, PHYSICIANS PREMIER			1	100%	1
J F K PEDIATRICS			1	100%	1
FIU HEALTH CARE CENTER			1	100%	1
PCG MOLECULAR			1	100%	1
Spring Gate Rehab and Healthcare Center		1			1
PROVIDENCE HOSPITAL			1	100%	1
YOUTH HEALTH CENTER OF HUNTINGTON		1			1
MARYLAND DEPARTMENT OF HEALTH AND MENTAL HYGIENE-LABORATORIES			1	100%	1
BRIDGEWAY CENTER INC			1	100%	1
FRIO REGIONAL PRIMARY CARE AND URGENT CARE CLINIC			1	100%	1
LIFEGUARD AIR AMBULANCE			1	100%	1
ALVERNIA UNIVERSITY HEALTH AND WELLNESS CENTER		1			1
ELATION HEALTH		1			1
Newton Wellesley Center for Alzheimer's Care		1			1
NURSECARE OF ATLANTA INC DBA		1			1
Oak Hill Health & Rehabilitation Center			1	100%	1
MOUNT SINAI MEDICAL CENTER OF FLORIDA INC			1	100%	1
Walgreens #10988		1			1
BAPTIST MEDICAL PLAZA AT WESTCHESTER			1	100%	1
DELTA INTERNAL MEDICINE CENTER			1	100%	1
TENNOVA ER - SANGO			1	100%	1
SKY RIDGE MEDICAL CENTER - MICRO			1	100%	1
SHAMRA MEDICAL LABORATORY			1	100%	1
MEMORIAL HEALTH UNIVERSITY MEDICAL		1			1
THE TOLEDO HOSPITAL			1	100%	1
CLINICAL MICROBIOLOGY LAB FAIRVIEW UNIVERSITY HOSPITAL			1	100%	1
TALLAHASSEE DIALYSIS		1			1
WATERSIDE HEALTH & REHAB CENTER, LLC		1			1
WEST BOYNTON DIALYSIS			1	100%	1
SPECTRUM LABORATORY			1	100%	1
GWINNETT MEDICAL CENTER			1	100%	1
LEE MEMORIAL HEALTH SYSTEMS HOME HEALTH		1			1
CULVER CITY URGENT CARE			1	100%	1
SV MOBILE HEALTH			1	100%	1
SUN LABORATORY SERVICES,INC			1	100%	1
CEPERO PEDIATRICS PA			1	100%	1
CALIFORNIA PUBLIC HEALTH LABORATORY			1	100%	1
EPIC CARE PHARMACY		1			1
BIO REFERENCE LABORATORIES INC			1	100%	1
Westminster Canterbury Richmond		1			1
GULF COAST MEDICAL CENTER NURSING DEPT		1			1
ERIE COUNTY EMERGENCY SERVICES DIV OF		1			1
PALM BEACH COUNTY SHERIFF OFFICE			1	100%	1

COVID-19: testing by laboratory

Data through May 27, 2021 verified as of May 28, 2021 at 09:25 AM

Data in this report are provisional and subject to change.

The numbers in the table below represent the number of Florida and non-Florida residents for whom test results were received by the Department of Health. A person can be tested by more than one laboratory and can have both positive and negative results. **Therefore, the sum of the numbers in each column will be larger than the total number of people tested.**

Reporting lab	Inconclusive	Negative	Positive	Percent positive	Total
MEDICAL CLINIC OF HOUSTON			1	100%	1
ST. LUKES HOSPITAL			1	100%	1
ST. MICHAEL'S ELITE HOSPITAL			1	100%	1
Gulf Coast health and Rehabilitation, LLC		1			1
WALGREENS CP		1			1
NEXTCARE SUN CITY			1	100%	1
park avenue extended care		1			1
WALGREENS #5130			1	100%	1
MIAMI-DADE COUNTY HEALTH DEPT.		1			1
HIGH DESERT COURT GROUP HOME			1	100%	1
PIEDMONT OUTPATIENT CLINIC		1			1
UF HEALTH EMERGENCY CENTER LABORATORY		1			1
MOUNT SINAI HOSPITAL OF QUEENS			1	100%	1
CLINICAL CARE, INC			1	100%	1
SPORTS MEDICINE CLINIC - U OF WYOMING			1	100%	1
MEDICAL ASSOCIATES OF CARTER		1			1
MEDEXPRESS URGENT CARE-BRENTWOOD		1			1
ATRIUM HEALTH URGENT CARE - MOUNTAIN ISLAND			1	100%	1
Parkwood Healthcare Facility		1			1
GREATER TAMPA AT HOME			1	100%	1
MEDEXPRESS URGENT CARE - PINE BLUFF S		1			1
THE HOSPITALS OF PROVIDENCE EMERGENCY ROOM			1	100%	1
JFK MEDICAL CENTER			1	100%	1
Washington County Nursing Home			1	100%	1
Heritage of Red Cloud		1			1
SOUTH TEXAS HEALTH SYSTEM ER - WARE ROAD			1	100%	1
BRADENTON CONVENTION CENTER			1	100%	1
ROSE MEDICAL CENTER LAB			1	100%	1
Arlington Care Center			1	100%	1
TEMPLE TERRACE DIALYSIS			1	100%	1
DORA HOME CARE			1	100%	1
Cornerstone at the Ranch		1			1
AVERA SACRED HEART HOSPITAL			1	100%	1
PANCARE HEALTH - BRUCE			1	100%	1
PALM AVENUE BAPTIST TOWER INC		1			1
VA Texas Valley Coastal Bend Harlingen HCC		1			1
SALEM HOSPITAL REGIONAL LABORATORY		1			1
MYCLINIC, INC			1	100%	1
MAIN STREET PHARMACY OF MARCELLUS, INC		1			1
SAINT PETE MRI			1	100%	1
ST FRANCIS MEDICAL CENTER			1	100%	1
NEW MILFORD HOSPITAL			1	100%	1
JACKSONVILLE FIRE AND RESCUE			1	100%	1
DOCTORS HOSPITAL OF LAREDO			1	100%	1
VA Northern Indiana HCS - Fort Wayne		1			1
PHOEBE PRIMARY CARE CAMILLA			1	100%	1

COVID-19: testing by laboratory

Data through May 27, 2021 verified as of May 28, 2021 at 09:25 AM

Data in this report are provisional and subject to change.

The numbers in the table below represent the number of Florida and non-Florida residents for whom test results were received by the Department of Health. A person can be tested by more than one laboratory and can have both positive and negative results. **Therefore, the sum of the numbers in each column will be larger than the total number of people tested.**

Reporting lab	Inconclusive	Negative	Positive	Percent positive	Total
ADVENTHEALTH SENIOR CARE AT ORMOND			1	100%	1
MULTICARE PHYSICIANS			1	100%	1
TREASURE COAST MEDICAL CONCIERGE LLC			1	100%	1
ST ALPHONSUS MEDICAL GROUP - MERIDIAN HEALTH PLAZA		1			1
UTAH VALLEY HOSPITAL LABORATORY			1	100%	1
UNIVERSITY PLACE NURSING CENTER		1			1
Fulton County Medical Center Long Term Care			1	100%	1
MED CHOICE CENTER OF NORTH MIAMI			1	100%	1
INTERNAL MEDICINE,SCOTTS VALLEY OFFICE, PALO ALTO MEDICAL FOUNDATION			1	100%	1
FREDERICK AVENUE GROUP HOME		1			1
St. Antonys Nursing and Rehab			1	100%	1
ROCKLEDGE HEALTH & REHABILITATION CENTER			1	100%	1
CONNECTICUT CVS PHARMACY, LLC		1			1
DUBLIN METHODIST HOSPITAL			1	100%	1
AUTUMN HOUSE			1	100%	1
PORT ORANGE DIALYSIS			1	100%	1
MEDEXPRESS URGENT CARE - BENTONVILLE		1			1
COMPLEX LABS, LLC		1			1
FIRSTCARE MEDICAL CENTER			1	100%	1
NORWOOD HEALTH CENTER		1			1
Heartland of Pittsburgh PA, LLC		1			1
COLLINS NURSING HOME		1			1
CLERMONT DIALYSIS CENTER LLC			1	100%	1
CONSOLIDATED			1	100%	1
URGENT 202 COX CREEK PKWY		1			1
NEMOURS CHILDREN'S			1	100%	1
Vista Park			1	100%	1
AMERICA'S ER SITE 002 LLC			1	100%	1
TEXAS HEALTH HARRIS METHODIST HOSPITAL			1	100%	1
PHYSICIANS URGENT CARE			1	100%	1
Miller Health Care Center			1	100%	1
GALVESTON COUNTY HEALTH DISTRICT			1	100%	1
COASTAL PEDIATRICS LLC			1	100%	1
PHYSICIAN ASSOCIATES, LLC			1	100%	1
NOORANI MEDICAL CENTER LLC			1	100%	1
INTERIM HHA OF ST AUGUSTINE INC		1			1
KEY BISCAYNE PEDIATRIC ASSOCIATES INC			1	100%	1
CARSON NURSING AND REHABILITATION CENTER		1			1
BOCA RATON REGIONAL HOSPITAL		1			1
DOCTORS MEDICAL CENTER			1	100%	1
SELECT SPECIALTY HOSPITAL - ORLANDO SOUTH			1	100%	1
HARDIN MEMORIAL HOSPITAL - HEARTLAND PATHOLOGY CONSULTANTS			1	100%	1
ALBUQUERQUE INDIAN HEALTH CENTER		1			1
MEDICAL CENTER OF AURORA, SOUTH			1	100%	1
BAPTIST HEALTH PRIMARY CARE AT CUTLER BAY			1	100%	1
MID-FLORIDA PATHOLOGY LLC		1			1

COVID-19: testing by laboratory

Data through May 27, 2021 verified as of May 28, 2021 at 09:25 AM

Data in this report are provisional and subject to change.

The numbers in the table below represent the number of Florida and non-Florida residents for whom test results were received by the Department of Health. A person can be tested by more than one laboratory and can have both positive and negative results. **Therefore, the sum of the numbers in each column will be larger than the total number of people tested.**

Reporting lab	Inconclusive	Negative	Positive	Percent positive	Total
CLEVELAND CLINIC OUTPATIENT LABORATORY			1	100%	1
VCU HEALTH MEDICAL CENTER PATHOLOGY			1	100%	1
VITAL CARE			1	100%	1
BROWARD MEDICAL LAB			1	100%	1
UNIVERSITY OF ILLINOIS PATHOLOGY LAB			1	100%	1
ROCHELLE PARK MEDICAL CENTER PA		1			1
AYASS BIOSCIENCE			1	100%	1
SCHUYLER HOSPITAL		1			1
SUNSHINE URGENT CARE			1	100%	1
MARTIN LUTHER KING RENAL INSTITUTE			1	100%	1
DEVLIN MANOR NURSING AND REHABILITATION		1			1
GULF COUNTY HEALTH DEPARTMENT			1	100%	1
Signature HealthCare of Bowling Green		1			1
LANGLADE			1	100%	1
EMPATH HOME HEALTH LLC			1	100%	1
WEST FLORIDA MEDICAL CENTER CLINIC			1	100%	1
TOURO HOSPITAL LAB			1	100%	1
SMA BEHAVIORAL HEALTH SERVICES INC		1			1
Smg At Bridgewater Family Medicine		1			1
AristaCare at Meadow Springs		1			1
Life Care Center of Paradise Valley		1			1
Caldwell Care		1			1
ROSLYN INTERNAL MEDICINE		1			1
WALGREENS #06164		1			1
LAB TEST KENDALL LLC		1			1
ENT AND ALLERGY ASSOCIATES OF FLORIDA			1	100%	1
CRESTHAVEN			1	100%	1
ADVANCE HEALTH AND WELLNESS SOLUTIONS			1	100%	1
WESTEX URGENT CARE, PLLC			1	100%	1
Davie Nursing & Rehabilitation Center		1			1
HEALTH CLINIC,THE		1			1
SILVERMAN			1	100%	1
MID FLORIDA DERMATOLOGY ASSOCIATES PA			1	100%	1
NEMOURS CHILDREN'S PRIMARY CARE			1	100%	1
BGB SUMMIT MEDICAL GROUP		1			1
JOHN MANCHIN SR HEALTH CARE CENTER		1			1
PROGRESSIVE URGENT CARE, PC			1	100%	1
LIFE CARE CENTER OF CLEVELAND		1			1
ARTESIAN HOME		1			1
MINUTE CLINIC DIAGNOSTIC MED GRP OF CA		1			1
CMC MERCY LABORATORY			1	100%	1
MARYLAND DEPARTMENT OF HEALTH AND MENTAL HYGIENE			1	100%	1
PEDIATRIC PARTNERS ZEPHYRHILLS			1	100%	1
TMH PHYSICIAN PARTNERS QUINCY			1	100%	1
DORNOCH PLACE DEL PRADO		1			1
ST JOHN FISHER COLLEGE HEALTH AND WELLNESS		1			1

COVID-19: testing by laboratory

Data through May 27, 2021 verified as of May 28, 2021 at 09:25 AM

Data in this report are provisional and subject to change.

The numbers in the table below represent the number of Florida and non-Florida residents for whom test results were received by the Department of Health. A person can be tested by more than one laboratory and can have both positive and negative results. **Therefore, the sum of the numbers in each column will be larger than the total number of people tested.**

Reporting lab	Inconclusive	Negative	Positive	Percent positive	Total
INFANTS & CHILDREN PA			1	100%	1
WASHINGTON SOLDIERS HOME AND COLONY		1			1
Accordius Health at Harrisonburg		1			1
LIFESTREAM BEHAVIORAL CENTER INC			1	100%	1
ALL PRO ORTHOPEDICS & SPORTS MEDICINE, PA			1	100%	1
PINELLAS POINT NURSING AND REHAB CENTER			1	100%	1
SYNAPSE ANALYTICAL LABS		1			1
ATHENS MEDICAL CENTER			1	100%	1
MAHONEY PEDIATRICS PA			1	100%	1
SAINT ALPHONSUS REGIONAL MEDICAL CENTER			1	100%	1
EXACCARE KINGSTON, LLC			1	100%	1
UHEALTH LEJEUNE INTERNAL MEDICINE			1	100%	1
Kroger 588 - The Little Clinic Thompsons Station		1			1
SHAW MEDICAL GROUP LLC			1	100%	1
JEFFREY A HIRSCHFIELD, MD PA			1	100%	1
Medilodge of Marshall		1			1
LONESTAR 24HRER MANAGEMENT LLC DBA LONESTAR 24HRER			1	100%	1
PATIENT FIRST - GARRISONVILLE			1	100%	1
Franciscan Convalescent Hospital		1			1
RIVER CHASE HEALTH AND REHABILITATION CENTER			1	100%	1
WELLSTREET CLAIRMONT		1			1
NAVICENT HEALTH OCONEE, LLC		1			1
Waycross VA CBOC		1			1
SUN CITY DIAGNOSTIC CENTER			1	100%	1
WELLINGTON WEST 100176			1	100%	1
MEMORIAL HERMANN OCCUPATIONAL HEALTH			1	100%	1
Kroger - KRO03400316			1	100%	1
SUTTER HEALTH SACRAMENTO SIERRA REGION			1	100%	1
ELLCOTT CENTER FOR REHABILITATION AND		1			1
Pinnacle Health and Rehab at South Portland		1			1
Magnolia Manor of St. Simons Island		1			1
GENESIS HOME HEALTH CARE SERVICES OF			1	100%	1
CHATEAU MADELEINE - SENIOR LIVING & MEMORY CARE			1	100%	1
YUMA REGIONAL MEDICAL CENTER			1	100%	1
NIHCC			1	100%	1
EXPRESS LAB LIVINGSTON			1	100%	1
CONVENIENT MD			1	100%	1
Good Shepherd Fairview Home, Inc.		1			1
DEVITA		1			1
Mountain City Care and Rehabilitation Center		1			1
KIOSK MEDICINE KENTUCKY LLC		1			1
ERLANGER WESTERN CAROLINA HOSPITAL			1	100%	1
Rockcastle Health and Rehab		1			1
SOMA MEDICAL CENTER PA #4			1	100%	1
ST.ELIZABETH HEALTH CENTER	1				1
JACKSONVILLE HEALTH & REHAB		1			1

COVID-19: testing by laboratory

Data through May 27, 2021 verified as of May 28, 2021 at 09:25 AM

Data in this report are provisional and subject to change.

The numbers in the table below represent the number of Florida and non-Florida residents for whom test results were received by the Department of Health. A person can be tested by more than one laboratory and can have both positive and negative results. **Therefore, the sum of the numbers in each column will be larger than the total number of people tested.**

Reporting lab	Inconclusive	Negative	Positive	Percent positive	Total
SOUTHEAST HEALTH WESTGATE CLINIC			1	100%	1
MEDICAL EXAMINERS OFFICE, LEESBURG			1	100%	1
Autumn Care of Suffolk		1			1
MEDEXPRESS URGENT CARE - MT EPHRAIM		1			1
Schoenbrunn Healthcare		1			1
NATIONAL GENETIC INSTITUTE			1	100%	1
REDI-CARE INC			1	100%	1
American Fork Care Center dba Heritage Care Center		1			1
West Woods of Niles		1			1
ADVENTHEALTH HOME CARE WATERMAN			1	100%	1
MINUTE CLINIC, LLC		1			1
Parkside Manor		1			1
ALL AMERICAN FAMILY AND GERIATRIC CARE			1	100%	1
SISTERS MISSION			1	100%	1
CHILDREN'S AT CHAMBLEE BROOKHAVEN URGE		1			1
DSL TENANT II LLC			1	100%	1
HALE KUPUNA HERITAGE HOME		1			1
WESTON COUNTY HEALTH SERVICES			1	100%	1
PUBLIX PHARMACY #0332		1			1
WEDGEWOOD URGENT CARE			1	100%	1
VICTORIA PAIN AND REHABILITATION CENTER			1	100%	1
PINES AT RUTLAND, THE		1			1
St. Catherine's manor of Findlay		1			1
Kroger 569 - The Little Clinic Gallatin		1			1
MARTIN HEALTH PHYSICIAN GROUP			1	100%	1
FLORIDA EPIDEMIOLOGY PROGRAM			1	100%	1
ENCOMPASS HEALTH REHABILITATION HOSPITAL OF		1			1
FIRST MED URGENT CARE - NW 39TH			1	100%	1
INTERNAL MEDICINE ASSOCIATES OF LAKE			1	100%	1
Northern Nevada State Veterans Home		1			1
CHILDRENS CLINIC OF PENSACOLA PA			1	100%	1
LANTANA HC LAB			1	100%	1
AUSTIN ER LLC			1	100%	1
SHRIVERS PHARMACY AND WELLNESS CENTER			1	100%	1
POUDRE VALLEY HOSPITAL			1	100%	1
CENTRAL MAINE MED CTR LAB			1	100%	1
MOREHOUSE SCHOOL OF MEDICINE		1			1
HIGHLAND LABORATORY			1	100%	1
Kroger 779 - The Little Clinic Georgetown		1			1
FOUR FREEDOMS DIALYSIS			1	100%	1
Mayfair Village Nursing Care Center		1			1
MANOR COURT OF CLINTON		1			1
PALMETTO CHARTER SCHOOL		1			1
SOUTH DADE NURSING & REHABILITATION CENTER			1	100%	1
MEDCARE QUALITY MEDICAL CENTER LLC			1	100%	1
SIMED HEALTH LLC		1			1

COVID-19: testing by laboratory

Data through May 27, 2021 verified as of May 28, 2021 at 09:25 AM

Data in this report are provisional and subject to change.

The numbers in the table below represent the number of Florida and non-Florida residents for whom test results were received by the Department of Health. A person can be tested by more than one laboratory and can have both positive and negative results. **Therefore, the sum of the numbers in each column will be larger than the total number of people tested.**

Reporting lab	Inconclusive	Negative	Positive	Percent positive	Total
WESTOX LABS		1			1
MORGAN MEDICAL CENTER		1			1
STANDIFER PLACE		1			1
OCALA RKC EAST HEMO #1			1	100%	1
FORT LOUDOUN PRIMARY CARE		1			1
NEMOURS CHILDREN'S PRIMARY CARE			1	100%	1
IVY CREEK HEALTHCARE & WELLNESS CENTRE			1	100%	1
DORAL KIDNEY CENTER			1	100%	1
HEBER VALLEY MEDICAL CENTER			1	100%	1
JERSEY SHORE CENTER		1			1
NULEASE MEDICAL SOLUTIONS			1	100%	1
SPRINGBROOK HOSPITAL			1	100%	1
MEMORIAL PHYSICIANS LABORATORY			1	100%	1
EMERY MEDICAL CENTER			1	100%	1
QUALITY LAB			1	100%	1
ADVANCED MEDICAL LABORATORIES (AML)			1	100%	1
Piqua Manor		1			1
FRITZINGERTOWN SENIOR LIVING		1			1
BMRHC HARRISON		1			1
RIO GRANDE REGIONAL HOSPITAL FAMILY PRACTICE CLINC			1	100%	1
ENT AND ALLERGY ASSOCIATES, LLP		1			1
HONU	1				1
CVS IN4633POCT GREENFIELD		1			1
Consulate Health Care of Tallahassee			1	100%	1
ADVANCED RESEARCH INSTITUTE			1	100%	1
MINUTECLINIC DIAGNOSTIC OF TN PC #6437		1			1
HSRE-ASL CASSELBERRY TRS, LLC			1	100%	1
Ashland Place Health and Rehabilitation, LLC		1			1
VANAJA SUREDDI MD PA			1	100%	1
PRESENCE RESURRECTION MEDICAL CENTER CHICAGO			1	100%	1
SC-GA2018 THE RIDGE REHABILITATION & H		1			1
DISPATCH HEALTH - TEXAS, PA			1	100%	1
SAINT AGNES HOSPITAL			1	100%	1
Nemours Children's Primary			1	100%	1
SUNRISE/QUAY COUNTY HEALTH CLINIC		1			1
Encompass Health Rehab Hosp Tinton Falls		1			1
Northwest Metro VA OPC		1			1
TILE PHARMACY		1			1
MISSION REGIONAL MEDICAL CENTER			1	100%	1
BIODORON LABORATORIES			1	100%	1
VARAHI PHARMACY INC			1	100%	1
SUMMERBIO LLC			1	100%	1
CARING PROFESSIONAL HEALTH CARE LLC		1			1
SENCARE MANAGEMENT		1			1
NEXT LEVEL URGENT CARE (WOODLANDS)			1	100%	1
Orange City Nursing and Rehab Center			1	100%	1

COVID-19: testing by laboratory

Data through May 27, 2021 verified as of May 28, 2021 at 09:25 AM

Data in this report are provisional and subject to change.

The numbers in the table below represent the number of Florida and non-Florida residents for whom test results were received by the Department of Health. A person can be tested by more than one laboratory and can have both positive and negative results. **Therefore, the sum of the numbers in each column will be larger than the total number of people tested.**

Reporting lab	Inconclusive	Negative	Positive	Percent positive	Total
SANFORD I-94 CLINIC		1			1
Juniper Village at Bucks County		1			1
APACHE HEALTH CENTER			1	100%	1
AVON PARK CLUSTER		1			1
PROVIDENCE PORTLAND MEDICAL CENTER		1			1
TIMPANOGOS REGIONAL HOSPITAL			1	100%	1
CHATSWORTH ASSISTED LIVING COMMUNITY AT PGA NATIONAL			1	100%	1
WILMINGTON NURSING AND REHAB			1	100%	1
LOUISIANA STATE LAB			1	100%	1
SANTA CRUZ COUNTY HEALTH SERVICES			1	100%	1
NEW RIVER HEALTH DISTRICT			1	100%	1
MOUNT SINAI CARDIO PRI CARE			1	100%	1
Greenhaven Health and Rehabilitation		1			1
MEMORIAL HOSPITAL AT GULFPORT			1	100%	1
GATEWAY COMMUNITY SERVICES INC			1	100%	1
EXPRESS CARE OF OCALA			1	100%	1
SAINT JOSEPHS HOSPITAL OF ATLANTA			1	100%	1
LOGAN COUNTY HOSPITAL			1	100%	1
WOODHAVEN RETIREMENT COMMUNITY		1			1
STAT EMERGENCY CENTER			1	100%	1
Kroger 016 - The Little Clinic Centennial		1			1
PEDIATRICS AND FAMILY CARE, LLC			1	100%	1
San Antonio Residence and Rehabilitation Center		1			1
HIDALGO FAMILY CLINIC			1	100%	1
SILVER SPRINGS SHORES DIALYSIS			1	100%	1
OUCH URGENT CARE			1	100%	1
CROWN COLONY PEDIATRICS		1			1
INFINITY HOME CARE OF PORT CHARLOTTE, LLC			1	100%	1
MEMORIAL HERMANN SOUTHWEST HOSPITAL			1	100%	1
ADVENTHEALTH MEDICAL GROUP UROLOGY AT EAST ORLANDO		1			1
EUROFINS PHOENIX			1	100%	1
CVS KS8601POCT OVERLAND PARK			1	100%	1
HEALTH FIRST MEDICAL GROUP LLC			1	100%	1
WALKERS DRUG STORE			1	100%	1
TRAVERSE CITY OPCO, LLC		1			1
PRESBYTERIAN HOSPITAL			1	100%	1
Raleigh Center (WV)			1	100%	1
LAKE VIEW COURT		1			1
T.J. HEALTH PAVILION			1	100%	1
US LABORATORIES			1	100%	1
PULSE MEDICAL DOCTOTS LLC			1	100%	1
GENESIS HEALTH SYSTEM			1	100%	1
BRISTOL REGINAL MEDICAL CENTER			1	100%	1
WORKFORCE HEALTH DEPARTMENT			1	100%	1
ADAPTIVE BIOTECHNOLOGIES			1	100%	1
FAU MEMORY & WELLNESS CENTER			1	100%	1

COVID-19: testing by laboratory

Data through May 27, 2021 verified as of May 28, 2021 at 09:25 AM

Data in this report are provisional and subject to change.

The numbers in the table below represent the number of Florida and non-Florida residents for whom test results were received by the Department of Health. A person can be tested by more than one laboratory and can have both positive and negative results. **Therefore, the sum of the numbers in each column will be larger than the total number of people tested.**

Reporting lab	Inconclusive	Negative	Positive	Percent positive	Total
FIVE STAR PREMIER RESIDENCES OF POMPANO BEACH			1	100%	1
ST. ANDREW'S SCHOOL		1			1
Ranger Care Center			1	100%	1
DR PHILLIPS CENTER FOR WELLNESS		1			1
CARESPOT - OVIEDO			1	100%	1
MOUNT SINAI CORAL GABLES			1	100%	1
CHILDRENS DOCTOR OF TAMPA BAY, THE			1	100%	1
FORT MYERS DIALYSIS		1			1
CVS IL2297651CV JOLIET		1			1
JPS HEALTH CENTER AT TRUE WORTH PLACE			1	100%	1
ST. JOSEPH MERCY ANN ARBOR HOSPITAL			1	100%	1
WALGREENS #05690		1			1
AVALON NURSING CENTER		1			1
MGH DEPARTMENT OF PATHOLOGY			1	100%	1
Kroger 618 - The Little Clinic Trail Creek Village		1			1
SUNCOAST FAMILY MEDICAL ASSOCIATES			1	100%	1
ASHLEY PEDIATRICS DAY & NIGHT CLINIC			1	100%	1
Bayou Vista Community Care Center			1	100%	1
JOHN PETER SMITH HOSPITAL- OB TRIAGE			1	100%	1
AVANTARA REDFIELD		1			1
Manor Care of Dallastown d/b/a ManorCare Health Services - Dallastown		1			1
NONA MEDICAL ARTS		1			1
MEMORIAL SATILLA HEALTH			1	100%	1
DBA HICKORY CREEK AT ROCHESTER		1			1
SOPHIA MEDICAL ASSOCIATES, PC			1	100%	1
NORTHWEST TEXAS HEALTHCARE SYSTEM, INC			1	100%	1
SMYTH COUNTY COMMUNITY HOSPITAL LABORATORY			1	100%	1
Jenkins Living Center		1			1
GENESIS MICROBIOLOGY LAB		1			1
HEALTH & WELLNESS PROFESSIONALS INC			1	100%	1
BAPTIST MEDICAL CENTER			1	100%	1
HUDSON REGIONAL HOSPITAL			1	100%	1
ARLINGTON ADULT RESIDENTIAL FACILITY, INC			1	100%	1
Avista Nursing and Rehab			1	100%	1
SARHA DOCTORS CENTER			1	100%	1
Walgreens #3049		1			1
CROZER-CHESTER MEDICAL CENTER			1	100%	1
SEVEN HILLS HEALTHCARE GROUP LLC DBA		1			1
MEDICAL CENTER FRANKLIN			1	100%	1
AMBULATORY CARE CLINIC, LLC			1	100%	1
LUTHERAN HAVEN HOME HEALTHCARE		1			1
SHERIDAN VAMC		1			1
COLORADO MOUNTAIN MEDICAL, LLC			1	100%	1
CONCENTRA - TAMPA EAST		1			1
PROGRESSIVE MEDICAL RESEARCH			1	100%	1
Kroger - KRO01100688			1	100%	1

COVID-19: testing by laboratory

Data through May 27, 2021 verified as of May 28, 2021 at 09:25 AM

Data in this report are provisional and subject to change.

The numbers in the table below represent the number of Florida and non-Florida residents for whom test results were received by the Department of Health. A person can be tested by more than one laboratory and can have both positive and negative results. **Therefore, the sum of the numbers in each column will be larger than the total number of people tested.**

Reporting lab	Inconclusive	Negative	Positive	Percent positive	Total
Allen Health and Rehabilitation		1			1
PRECISE PATHOLOGY ASSOCIATES PLLC			1	100%	1
GRANITE FALLS LTC, LLC		1			1
PACIFICA CARE PLLC			1	100%	1
LIBERTY URGENT CARE			1	100%	1
CONTINENTAL HOME HEALTH CARE INC			1	100%	1
PREMIUM HOME HEALTH CARE INC			1	100%	1
CLASSEN URGENT CARE CLINIC			1	100%	1
MISSISSIPPI VALLEY REGIONAL BLOOD CENTER			1	100%	1
Southwest Louisiana Veterans Home			1	100%	1
HATLEY HEALTH CARE, INC		1			1
ALLEGHENY COUNTY HEALTH DEPARTMENT - PUBLIC HEALTH LABORATORY			1	100%	1
SUMMERFIELD PRIMARY CARE ASSOCIATES			1	100%	1
ALLEGANY COUNTY DEPARTMENT OF HEALTH		1			1
TFH HOME HEALTH INC			1	100%	1
MEDICAL CITY DENTON			1	100%	1
LabCorp L#09258295 M#09258285			1	100%	1
Cerenity Senior Care-White Bear Lake		1			1
MT VIEW			1	100%	1
Community Care Center of Heritage House, LLC			1	100%	1
INTERIM HEALTHCARE OF PALM COAST			1	100%	1
WELLINGTON PHYSICIANS URGENT CARE AT PALOMINO			1	100%	1
Rehab Select of Talladega		1			1
WILLOW DALE WELLNESS VILLAGE APARTMENT		1			1
AULTMAN HOSPITAL			1	100%	1
Chateau Living Center			1	100%	1
Monument Health Custer Care Center		1			1
Shelbyville Manor		1			1
TRICORE REFERENCE LABORATORIES		1			1
Traymore Nursing Center		1			1
EVENTIDE LUTHERAN HOME		1			1
MONONGAHELA VALLEY HOSPITAL			1	100%	1
ANDERSON NURSING CENTER			1	100%	1
KAISER PERMANENTE REGIONAL REFERENCE LABORATORY		1			1
WELLSTREET SANDY SPRINGS		1			1
Lodge Nursing & Rehab Center		1			1
ABRAZO WEST CAMPUS			1	100%	1
WELLSTAR SYLVAN GROVE HOSPITAL		1			1
MEDICAL LIFE-INC GUIDEWELL EMERGENCY MEDICINE			1	100%	1
Kroger 500 - The Little Clinic Speedway		1			1
KEY WEST BRANCH MEDICAL CLINIC			1	100%	1
AESTHETIC PHYSICIANS PC			1	100%	1
NOVANT HEALTH PRINCE WILLIAM WELLNESS CENTER			1	100%	1
LANGLEY DIALYSIS			1	100%	1
ENCOMPASS HEALTH REHABILITATION HOSPITAL OF UTAH		1			1
SMITH KLINE			1	100%	1

COVID-19: testing by laboratory

Data through May 27, 2021 verified as of May 28, 2021 at 09:25 AM

Data in this report are provisional and subject to change.

The numbers in the table below represent the number of Florida and non-Florida residents for whom test results were received by the Department of Health. A person can be tested by more than one laboratory and can have both positive and negative results. **Therefore, the sum of the numbers in each column will be larger than the total number of people tested.**

Reporting lab	Inconclusive	Negative	Positive	Percent positive	Total
AMBRY GENETICS CORP	1				1
REVIVE			1	100%	1
DAVITA DIALYSIS-NORTH			1	100%	1
URGENT CARE CENTER OF PORT ORANGE LLC			1	100%	1
ATLANTIS VISION CENTER			1	100%	1
HEALTH GUAGE			1	100%	1
RIVERVIEW PRIMARY CARE ASSOCIATES		1			1
IMMERSION RECOVERY CENTER LLC			1	100%	1
HIBISCUS COURT			1	100%	1
Rosa Coplon Jewish Home and Infirmary		1			1
ANY LAB TEST NOW JACKSONVILLE		1			1
DISCOVER LABS		1			1
MEDSTOP PHARMACY			1	100%	1
ST LUKES SURGICAL AT THE VILLAGES INC			1	100%	1
MCR HEALTH MEDICAL EXPRESS			1	100%	1
MRCM LAB MICRO			1	100%	1
The Center at Centennial			1	100%	1
Hillside Manor Rehabilitation and Extended Care Center		1			1
MEDEXPRESS URGENT CARE - LEOMINSTER		1			1
CONNECTICUT PEDIATRICS @ CHC		1			1
APC HEALTH LLC			1	100%	1
LABORATORY COPORATION OF AMERICA			1	100%	1
Kroger 705 - The Little Clinic Richmond		1			1
ORMOND MEDICAL ARTS FAMILY PRACTICE PL			1	100%	1
HARMONY HEALTHCARE ORLANDO INC		1			1
BARTLE'S PHARMACY INC			1	100%	1
Remarkable Healthcare Dallas			1	100%	1
BAPTIST HOSPITAL EAST			1	100%	1
ALWAYS BEST CARE HOME HEALTH AGENCY			1	100%	1
AURORA CONSOLIDATED LABORATORY			1	100%	1
TMH URGENT CARE CENTER			1	100%	1
OXY-GENLAB			1	100%	1
GENEVA FAMILY HEALTH			1	100%	1
ISSAM ALBANNA MD PA			1	100%	1
HENRICO DOCTORS HOSPITAL LABORATORY			1	100%	1
DOYLESTOWN HOSPITAL			1	100%	1
CLEVELAND CLINIC FLORIDA WAIVED			1	100%	1
WELL KEY URGENT CARE MARYVILLE		1			1
Ladera Center		1			1
HUNTERS CREEK MEDICAL ASSOCIATES PA		1			1
CERTUS OC OPCO, LLC			1	100%	1
BREVARD HEALTH ALLIANCE - SARNO/MELBOURNE		1			1
TAMPA FAMILY HEALTH CENTERS			1	100%	1
Wedgewood Manor		1			1
Avantara Lake Norden		1			1
BEACH CARE PLLC			1	100%	1

COVID-19: testing by laboratory

Data through May 27, 2021 verified as of May 28, 2021 at 09:25 AM

Data in this report are provisional and subject to change.

The numbers in the table below represent the number of Florida and non-Florida residents for whom test results were received by the Department of Health. A person can be tested by more than one laboratory and can have both positive and negative results. **Therefore, the sum of the numbers in each column will be larger than the total number of people tested.**

Reporting lab	Inconclusive	Negative	Positive	Percent positive	Total
ALLSOUTH URGENT CARE CLINIC			1	100%	1
ARIZONA STATE LABORATORY			1	100%	1
Melbourne Terrace Rehabilitation Center			1	100%	1
GARNET HEALTH URGENT CARE		1			1
Presbyterian Homes & Services		1			1
THE HEART HOSPITAL BAYLOR PLANO			1	100%	1
MIAMI JEWISH DIALYSIS			1	100%	1
HERITAGE SHADYSIDE		1			1
MEDIPLUS CLINIC, INC			1	100%	1
SKIN AND CANCER ASSOCIATES LLP		1			1
HEARTLAND NURSING & REHABILITATION		1			1
MEDEXPRESS URGENT CARE - CABOT			1	100%	1
Sage Bluff Health & Rehabilitation Center		1			1
Elm Crest Senior Living Community		1			1
Kroger 444 - The Little Clinic Dent		1			1
CONSULATE HEALTH CARE OF VERO BEACH			1	100%	1
JACKSON GENERAL HOSPITAL			1	100%	1
CACERES SPECIALIZED GYNECOLOGY		1			1
SAPLING GROVE URGENT CARE		1			1
VA OPTOMETRY CLINIC			1	100%	1
BAYSHORE DIALYSIS			1	100%	1
PAUL C SCHWARTZ & MELVIN L WEIDMAN		1			1
WALGREENS #06025		1			1
IVY CREEK FAMILY CARE OF TROY			1	100%	1
WMG URGENT CARE WOODSTOCK			1	100%	1
PUTNAM COUNTY PUBLIC HEALTH UNIT WIC		1			1
CAH ACQUISITION COMPANY 11 LLC			1	100%	1
GADSDEN FAMILY PRACTICE		1			1
MD NOW MEDICAL CENTERS, INC			1	100%	1
Freedom Pointe at The Villages			1	100%	1
WALKIN MEDICAL URGENT CARE,NEW CITY			1	100%	1
GAMMA HEALTHCARE, INC		1			1
EAGLE COUNTY HEALTH AND HUMAN SERVICES			1	100%	1
MONROE HOSPITAL			1	100%	1
SANCHEZ CAZAU MEDICAL GROUP			1	100%	1
SEGAL INSTITUTE FOR CLINICAL RESEARCH INC			1	100%	1
NABI		1			1
WELLCARE URGENT CARE			1	100%	1
FLORIDA HEART AND VASCULAR MULTISPECIALTY GROUP PA			1	100%	1
SANFORD HEALTH DETROIT LAKES CLINIC		1			1
ADVANCE FLORIDA CONSULTING			1	100%	1
REHABILITATION CENTER OF SOUTH GEORGIA		1			1
PROOFPOINT BIOLOGICS		1			1
Greene Meadows Nursing and Rehabilitation Center		1			1
TAYLOR COUNTY HEALTH DEPARTMENT			1	100%	1
COURTLAND TERRACE		1			1

COVID-19: testing by laboratory

Data through May 27, 2021 verified as of May 28, 2021 at 09:25 AM

Data in this report are provisional and subject to change.

The numbers in the table below represent the number of Florida and non-Florida residents for whom test results were received by the Department of Health. A person can be tested by more than one laboratory and can have both positive and negative results. **Therefore, the sum of the numbers in each column will be larger than the total number of people tested.**

Reporting lab	Inconclusive	Negative	Positive	Percent positive	Total
EAST LANSING OPCO		1			1
PARKVIEW MANOR NURSING HOME		1			1
ENCOMPASS HEALTH REHAB HOSP TOMS RIVER		1			1
A.G. Rhodes		1			1
CLEVELAND HEARTLAB			1	100%	1
Nemours Children's Clinic-Orla			1	100%	1
CYPRESS CREEK DIALYSIS CTR			1	100%	1
FLORIDA DEPARTMENT OF HEALTH PALM BEACH COUNTY			1	100%	1
SIGNATURE CARE MIDLAND			1	100%	1
RYE BEACH PHARMACY INC		1			1
Walgreens #12153		1			1
THE EMORY CLINIC			1	100%	1
Cibolo Creek Rehabilitation Health Living Center		1			1
CVS AZ9302POCT TUCSON		1			1
WESTMINSTER COLLEGE		1			1
Medicalodges Neosho			1	100%	1
MED FIRST URGENT CARE CENTERS INC			1	100%	1
ASHLEY K SHARMA MD PA			1	100%	1
LAUREL MANOR DIALYSIS CTR AT THE VILLAGES		1			1
CVS IL6789POCT WOODRIDGE		1			1
CVS IL5822POCT MOKENA		1			1
CASA DE ORO CARE AND REHABILITATION CE		1			1
SEATTLE-KING COUNTY			1	100%	1
ORMOND PEDIATRICS PA			1	100%	1
ST LUKE'S CORNWALL HOSPITAL N			1	100%	1
REGIONAL MED CTR BAYONET POINT			1	100%	1
Trenton Health and Rehabilitation		1			1
ABBOTT VASCULAR OCCUPATIONAL HEALTH SE		1			1
WHEATON FRANCISCAN LABORATORY			1	100%	1
MEMORIAL HOSPITAL LOS BANOS			1	100%	1
VERITAS GENETICS, INC.			1	100%	1
Arbors at Streetsboro		1			1
CHC			1	100%	1
OMNICARE PHARMACY OF TEXAS 1, LP		1			1
DR Q PEDIATRICS			1	100%	1
HAWAII DEPT OF HEALTH			1	100%	1
Broomall Manor		1			1
MOUNTAINVIEW URGENT CARE VALLEY		1			1
FLOYD MEDICAL CENTER/CLINICAL LAB		1			1
LAURELS OF MT PLEASANT,THE		1			1
ALTAMONTE SPRINGS WALK IN MED CENTER			1	100%	1
BLESSINGS MEDICAL CLINIC, THE			1	100%	1
WALGREENS #15291		1			1
SPECIALTY DRUG TESTING			1	100%	1
GUILFORD IMMEDIATE CARE, SYAH, LLC		1			1
FIT4LIFE MEDICAL CENTER			1	100%	1

COVID-19: testing by laboratory

Data through May 27, 2021 verified as of May 28, 2021 at 09:25 AM

Data in this report are provisional and subject to change.

The numbers in the table below represent the number of Florida and non-Florida residents for whom test results were received by the Department of Health. A person can be tested by more than one laboratory and can have both positive and negative results. **Therefore, the sum of the numbers in each column will be larger than the total number of people tested.**

Reporting lab	Inconclusive	Negative	Positive	Percent positive	Total
METHODIST OLIVE BRANCH HOSPITAL			1	100%	1
LAKEWOOD RANCH URGENT CARE PA			1	100%	1
PLANTATION DIALYSIS			1	100%	1
Lexington Medical Center Extended Care		1			1
HEALTH SERVICES-COLUMBIA COLLEGE		1			1
ST JOSEPH MEDICAL CENTER			1	100%	1
SOUTH FLORIDA EVALUATION AND TREATMENT		1			1
HARDVARD VANGUARD MEDICAL ASSOCIATES - NEEDHAM			1	100%	1
ATMORE COMMUNITY HOSPITAL			1	100%	1
ADVENTHEALTH MEDICAL GROUP OBSTETRICS AND			1	100%	1
HEALTHPLUS			1	100%	1
BREVARD COUNTY JAIL			1	100%	1
Redstone Highlands			1	100%	1
SUNSHINE FAMILY & WELLNESS CENTER			1	100%	1
BROOKS COUNTY HOSPITAL			1	100%	1
LIFE CARE CENTER OF HILTON HEAD		1			1
SARASOTA MEMORIAL HEALTHCARE			1	100%	1
Plaza Healthcare			1	100%	1
THE INTERNAL MEDICAL GROUP		1			1
Florence Nursing and Rehabilitation Center		1			1
CHILDRENS AT NORTH POINT URGENT CARE L		1			1
MEDICAL SPECIALISTS OF THE PALM BEACHES			1	100%	1
Marysville Care Center		1			1
JOHN H. STROGER, JR. HOSPITAL OF COOK COUNTY			1	100%	1
BRADEN CLINIC		1			1
PATIENT FIRST - CHERRY HILL		1			1
MBMG OF WINTER HAVEN			1	100%	1
ROMULO CAMOGLIANO MD/INTERNAL MEDICINE			1	100%	1
CHRISTIANA HOSPITAL		1			1
HILLVIEW TERRACE			1	100%	1
MAINE HEALTH AND ENVIRONMENTAL TESTING LABORATORY			1	100%	1
BOTTINEAU GOOD SAMARITAN CENTER		1			1
EUROFINS APPLIED GENOMICS - LOUISVILLE		1			1
MEDICAL NETWORK OF ALASKA		1			1
SOUTHERN FAMILY HEALTH			1	100%	1
CURRY HLTH DIST DBA CURRY GENERAL HOSPITAL		1			1
SEABROOK EMS			1	100%	1
CERMAK IMMEDIATE CARE			1	100%	1
WALGREENS # 12338		1			1
Crisp Regional Nursing and Rehab Center		1			1
WALMART PHARMACY 10-4554		1			1
URGENT DOC -NACOGODOCHES CLINIC			1	100%	1
PALOMAR MEDICAL CENTER			1	100%	1
GENESIS MEDICAL CENTER OF CORAL SPRINGS INC			1	100%	1
CONNECTICUT CVS PAHRMACY, LLC		1			1
Kroger 970 - The Little Clinic Westfield			1	100%	1

COVID-19: testing by laboratory

Data through May 27, 2021 verified as of May 28, 2021 at 09:25 AM

Data in this report are provisional and subject to change.

The numbers in the table below represent the number of Florida and non-Florida residents for whom test results were received by the Department of Health. A person can be tested by more than one laboratory and can have both positive and negative results. **Therefore, the sum of the numbers in each column will be larger than the total number of people tested.**

Reporting lab	Inconclusive	Negative	Positive	Percent positive	Total
Jewish Senior Services		1			1
Hearthstone Nursing and Rehabilitation Center		1			1
PROVIDENCE ST PETER HOSPITAL		1			1
WALGREEN#12147		1			1
SOUTHERN NEVADA HEALTH DISTRICT LABORATORY SYSTEM			1	100%	1
RIVERSIDE SHORE MEMORIAL HOSPITAL			1	100%	1
SOUTHEAST MISSOURI HOSPITAL		1			1
The Evangelical Lutheran Good Samaritan Society Prescott Village		1			1
Kingston Care Center of Fort Wayne		1			1
BSA PHYSICIANS GROUP, INC D/B/A BSA FAMILY MEDICAL			1	100%	1
CONCENTRA - LEESBURG		1			1
WELLPATH LLC		1			1
LABWORKS LLC			1	100%	1
CENTRAL TX URGENT CARE			1	100%	1
JOHNSON MEDICAL SERVICES			1	100%	1
CVS SC7012POCT BALLENTINE			1	100%	1
AMERITECH COLLEGE OF HEALTHCARE			1	100%	1
KATHY L ANDERSON DO PA			1	100%	1
OCEANVIEW NURSING AND REHABILITATION CENTER			1	100%	1
Heritage Health of Peru			1	100%	1
WINDROSE HEALTH NETWORK			1	100%	1
WELLNESS CENTER BY DR MIGNON,THE			1	100%	1
Citadel		1			1
KNOX COMMUNITY HOSPITAL			1	100%	1
SALTZER URGENT CARE			1	100%	1
C V S / PHARMACY #4396		1			1
GARDENS PEDIATRICS LAB			1	100%	1
ORANGE PEDIATRICS PA			1	100%	1
KINGWOOD EMERGENCY CENTER			1	100%	1
CORNERSTONE OF RECOVERY INC		1			1
MEDEXPRESS URGENT CARE - WAYNESBURG		1			1
Walgreens #10851		1			1
THE MEDICAL CENTER AT SCOTTSVILLE			1	100%	1
MARINA DEL REY HOSPITAL LAB			1	100%	1
DYNACARE			1	100%	1
BEST CHOICE WELLNESS & LABORATORY LLC			1	100%	1
LEXINGTON URGENT CARE			1	100%	1
REDSTONE REHABILITATION & NURSING CENT		1			1
PHYSICIANS OF CENTRAL FLORIDA			1	100%	1
Smg/North Jersey Hematology & Oncology		1			1
ELMCROFT OF TIMBERLIN PARC			1	100%	1
ACCULAB			1	100%	1
EXPRESS WALK IN MEDICAL CENTER			1	100%	1
SYCAMORE MEDICAL CENTER-KETTERING HEALTH NETWORK			1	100%	1
GARDEN VIEW CARE CENTER		1			1
BOCA CIEGA CENTER			1	100%	1

COVID-19: testing by laboratory

Data through May 27, 2021 verified as of May 28, 2021 at 09:25 AM

Data in this report are provisional and subject to change.

The numbers in the table below represent the number of Florida and non-Florida residents for whom test results were received by the Department of Health. A person can be tested by more than one laboratory and can have both positive and negative results. **Therefore, the sum of the numbers in each column will be larger than the total number of people tested.**

Reporting lab	Inconclusive	Negative	Positive	Percent positive	Total
ALDEN PHARMACY		1			1
EILEEN TURBESSI MD PA		1			1
CONVENIENT URGENT CARE			1	100%	1
FLORHAM PARK ENDOSCOPY CENTER		1			1
Kroger 682 - The Little Clinic Combs and Gantzel		1			1
WY RETIREMENT CENTER		1			1
CAMAI COMMUNITY HEALTH CENTER, INC			1	100%	1
OASIS FAMILY RESORT IN THE SPRINGS LLC		1			1
UNIVERSITY OF NORTH CAROLINA HOSPITALS			1	100%	1
Lakeland Nursing and Rehabilitation Center LLC		1			1
RIVERSIDE REGIONAL MED CENTER			1	100%	1
MERCY HOME		1			1
Willow Ridge Center		1			1
PRACTITIONERS IN MOTION			1	100%	1
SOUTH BAY HOSPITAL - BLOOD GAS LABORATORY			1	100%	1
Victoria Manor		1			1
KENNEDY BOULEVARD DIALYSIS			1	100%	1
CAPITAL DIAGNOSTICS			1	100%	1
FLORIDA HOSPITAL LAB			1	100%	1
Erwin Health Care Center		1			1
FLAGLER COUNTY BOARD OF COUNTY COMMISSIONERS			1	100%	1
BRIAN C GRINER MD LLC			1	100%	1
SAN ANTONIO DERMATOLOGY AND MEDICAL SPA			1	100%	1
LITTLE COMPANY OF MARY HOSPITAL			1	100%	1
Chestnut Ridge Nursing & Rehab		1			1
PHOENIX PROGRAMS OF FLORIDA INC		1			1
FLORIDA MEDICAL CLINIC, PA		1			1
PEDIATRIC URGENT CARE CENTR OF FORT WORTH-LA GRAN			1	100%	1
COSTCO PHARMACY #1023			1	100%	1
ONPOINT URGENT CARE			1	100%	1
INTERMOUNTAIN CANYONS CLINIC			1	100%	1
Garden Villa Bedford		1			1
FLORIDA STATE UNIVERSITY HEALTH SERVICES			1	100%	1
Kroger 531 - The Little Clinic Waterville		1			1
PARKVIEW OUTREACH COMMUNITY CENTER			1	100%	1
BETHESDA HEALTH PHYSICIANS GROUP		1			1
NCH HEALTHCARE CREEKSIDE ENDOSCOPY			1	100%	1
STANLY REGIONAL MEDICAL CENTER			1	100%	1
BAPTIST HEALTH ASI			1	100%	1
NEW YORK PRESBYTERIAN HOSPITAL			1	100%	1
MEDLABS OF FLORIDA LLC D/B/A MEDLABS DIAGNOSTICS		1			1
THOMAS HOSPITAL			1	100%	1
ESOTERIC LAB			1	100%	1
Country View of Sunbury			1	100%	1
YOUR HEALTH PEDIATRICS INC			1	100%	1
NC STATE LAB OF PUBLIC HEALTH			1	100%	1

COVID-19: testing by laboratory

Data through May 27, 2021 verified as of May 28, 2021 at 09:25 AM

Data in this report are provisional and subject to change.

The numbers in the table below represent the number of Florida and non-Florida residents for whom test results were received by the Department of Health. A person can be tested by more than one laboratory and can have both positive and negative results. **Therefore, the sum of the numbers in each column will be larger than the total number of people tested.**

Reporting lab	Inconclusive	Negative	Positive	Percent positive	Total
Elmbrook Home		1			1
ManorCare Yeadon		1			1
SIGNATURE CARE COLLEGE STATION			1	100%	1
DUKE CITY URGENT CARE		1			1
PEACHEALTH LABORATORIES		1			1
MEDEX CLINIC LLC			1	100%	1
NEXT LEVEL URGENT CARE			1	100%	1
CARILION CLINIC LAB TESTING SITE-POSTAL		1			1
ROAN MOUNTAIN MEDICAL CENTER			1	100%	1
THE CHILDREN'S HOSPITAL OF PHILADELPHIA		1			1
NORTH SHORE HEMATOLOGY-ONCOLOGY ASSOCI		1			1
SGMC- SMITH NORTHVIEW CAMPUS			1	100%	1
UNIVERSITY OF MIAMI SCHOOL OF MEDICINE			1	100%	1
FLORIDA DEPARTMENT OF HEALTH IN BROWARD COUNTY		1			1
Advanced Health Care of St. George		1			1
WALGREENS #12624		1			1
ADVENTHEALTH DURAND			1	100%	1
CVS KS8573POCT OVERLAND PARK		1			1
INTEGRATED GENETICS SEQUENOM		1			1
Village Crest Center for Health & Rehabilitation		1			1
CLC of Ripley		1			1
Arbors at Sylvania		1			1
SOMA MEDICAL CENTER PA #2 OAKLAND			1	100%	1
GOOD SAMARITAN HOSPITAL LAB			1	100%	1
LADY OF THE SEA HOSPITAL LAB			1	100%	1
SHARON REGIONAL MEDICAL CENTER			1	100%	1
MONROE COUNTY PUBLIC HEALTH DEPARTMENT			1	100%	1
HOLYCROSS URGENT CARE AND IMAGING CENTER		1			1
LAURELS OF ATHENS, THE		1			1
BIOLOGIK NP		1			1
PATIENT FIRST - TAYLOR ROAD			1	100%	1
Guardian Flight LLC		1			1
JMJ FAMILY PRACTICE			1	100%	1
OAKVIEW INC		1			1
MEDCOR, INC			1	100%	1
BROOKSVILLE REGIONAL HOSP PATIENT CARE SERVICES			1	100%	1
ICARE		1			1
TOTAL MD			1	100%	1
BOULDER COMMUNITY HOSPITAL			1	100%	1
SLIDELL MEMORIAL HOSPITAL			1	100%	1
BLOOMINGDALE MEDICAL ASSOC			1	100%	1
MIDDLE CREEK MEDICAL CENTER		1			1
Dugan Memorial Home		1			1
BAPTIST MEDICAL PLAZA AT MIAMI LAKES DIAGNOSTICS			1	100%	1
MED FIRST IMMEDIATE CARE AND FAMILY PRACTICE			1	100%	1
Tremont Health & Rehabilitation Center		1			1

COVID-19: testing by laboratory

Data through May 27, 2021 verified as of May 28, 2021 at 09:25 AM

Data in this report are provisional and subject to change.

The numbers in the table below represent the number of Florida and non-Florida residents for whom test results were received by the Department of Health. A person can be tested by more than one laboratory and can have both positive and negative results. **Therefore, the sum of the numbers in each column will be larger than the total number of people tested.**

Reporting lab	Inconclusive	Negative	Positive	Percent positive	Total
TITAN GENOMICS, LLC			1	100%	1
CARESPOT - OCOEE			1	100%	1
BL DIAGNOSTICS LLC			1	100%	1
Brattleboro Crossings LLC dba Pine Heights at Brattleboro		1			1
Kroger 541 - The Little Clinic Long Hollow Pike		1			1
Walgreens #9620		1			1
Signature Healthcare of Georgetown		1			1
PARK AVENUE PEDIATRICS PC		1			1
FRESENIUS KIDNEY CARE HILLSBOROUGH			1	100%	1
MEADOWS PARK HEALTH AND REHABILITATION		1			1
OMNI HEALTHCARE URGENT CARE			1	100%	1
CHILDREN'S AT SATELLITE BOULEVARD URGE		1			1
Aspire Physical Recovery Center at Cahaba River		1			1
INTERNAL MEDICINE OF SOUTHWEST FLORIDA			1	100%	1
Kittanning Care Center		1			1
CLERMONT PEDIATRICS, PA			1	100%	1
WALGREENS #4086		1			1
AFC URGENT CARE SWAMPSCOTT			1	100%	1
FAIRVIEW SOUTHDALE			1	100%	1
BAYLOR SCOTT & WHITE MEDICAL SURGICAL CLINIC			1	100%	1
DISCOVERY AT HOME, LLC			1	100%	1
ALLIANCE LABORATORY SERVICES			1	100%	1
Kroger 353 - The Little Clinic Harpers Point		1			1
NORTHEAST BAPTIST HOSPITAL			1	100%	1
ADVENTHEALTH PHYSICIAN GROUP - APPLEWOOD			1	100%	1
Rio Grande City Nursing and Rehab Center			1	100%	1
GENERATIONS CENTER OF SPENCER		1			1
MERCY - NORTH IOWA			1	100%	1
MT CARMEL NURSING HOME		1			1
BEVERLY ADVANCED PRACTICE NURSING		1			1
MEDEXPRESS URGENT CARE - HAMILTON SQUA		1			1
CARESPOT - LEE VISTA			1	100%	1
COLOMBO'S PHARMACY		1			1
FRONT PORCH PEDIATRICS PLLC			1	100%	1
Kroger - KRO70600172		1			1
PINNACLE PAIN CENTER PS DBA LYNX HEALTHCARE		1			1
PM PEDIATRICS OF BAYSIDE, PLLC		1			1
WATERVIEW HILLS REHABILITATION AND NUR		1			1
SUSAN F. WILLIAMS M.D., P.A.			1	100%	1
RIVERVIEW HOSPITAL	1				1
URGENT CARE OF FORT LAUDERDALE INC			1	100%	1
ELAN MANATEE			1	100%	1
LEGACY SPECIALTY PHARMACY CORP			1	100%	1
VALLEY VISTA CARE CENTER		1			1
MOBILE INFIRMARY MEDICAL CENTER			1	100%	1
CLERMONT HEALTH DEPARTMENT			1	100%	1

COVID-19: testing by laboratory

Data through May 27, 2021 verified as of May 28, 2021 at 09:25 AM

Data in this report are provisional and subject to change.

The numbers in the table below represent the number of Florida and non-Florida residents for whom test results were received by the Department of Health. A person can be tested by more than one laboratory and can have both positive and negative results. **Therefore, the sum of the numbers in each column will be larger than the total number of people tested.**

Reporting lab	Inconclusive	Negative	Positive	Percent positive	Total
HARBOR HOSPITAL			1	100%	1
BOCA MEDICAL CARE			1	100%	1
Seacrest Village		1			1
NAVAL BRANCH HEALTH CLINIC			1	100%	1
STATE OF ALASKA			1	100%	1
Towne Manor West		1			1
DAUGHTERS OF SARAH NURSING CENTER		1			1
BARRINGTON TERRACE NAPLES			1	100%	1
CLINICAL TRIALS OF TAMPA LLC		1			1
Creekside Center for Rehabilitation and Healing		1			1
ADVANCED DIALYSIS CENTER OF FORT LAUDERDALE			1	100%	1
TARRANT MEDICAL ASSOCIATES			1	100%	1
SANFORD HOME		1			1
PATHOLOGY ASSOCIATES			1	100%	1
MAYO MEDICAL LABORATORIES			1	100%	1
Kroger 086 - The Little Clinic Broomfield-Sheridan		1			1
SUNCOAST BEHAVIORAL HEALTH CENTER			1	100%	1
Sanctuary Pointe Nursing & Rehab		1			1
Manorcare Health Services-Oxford Valley		1			1
LUNA BECK MD & ASSOCIATES PA			1	100%	1
CARENOW DENTON			1	100%	1
ARISTACARE AT MANCHESTER		1			1
DEL PRADO MEDICAL CENTER, INC		1			1
Kroger 532 - The Little Clinic Murfreesboro		1			1
LEE MEMORIAL HOSPITAL OUTPATIENT SURGERY CENTER			1	100%	1
Seal Rock Healthcare		1			1
SYNERGY DIALYSIS INC			1	100%	1
AAA MEDICAL TESTING			1	100%	1
SUMMIT URGENT CARE - FAYETTEVILLE		1			1
IMMY LABS			1	100%	1
PEDIATRIC ASSOCIATES - DORAL			1	100%	1
MEDCOR AT ROYAL CARIBBEAN			1	100%	1
SAINT JOSEPH'S HOSPITAL AND MEDICAL CENTER		1			1
WESTCHESTER MEDICAL CENTER ADVANCED		1			1
BROOKDALE FORT WALTON BEACH			1	100%	1
KODIAK AREA NATIVE ASSOCIATION-KANA			1	100%	1
Iosco County Medical Care Facility		1			1
Eger Health Care and Rehabilitation Center		1			1
STEVEN J VALENTINO, DO PC		1			1
EDEN HEALTH NOMAD LAB		1			1
MERCY URGENT CARE SOUTH			1	100%	1
BADGER TESTING SERVICES LLC		1			1
PLANT CITY FIRE RESCUE		1			1
HOSPITALS OF PROVIDENCE TRANSMOUNTAIN CAMPUS, THE			1	100%	1
CHI ST. LUKE'S HEALTH BCM MEDICAL CENTER			1	100%	1
NORTHEAST REGIONAL MEDICAL CENTER			1	100%	1

COVID-19: testing by laboratory

Data through May 27, 2021 verified as of May 28, 2021 at 09:25 AM

Data in this report are provisional and subject to change.

The numbers in the table below represent the number of Florida and non-Florida residents for whom test results were received by the Department of Health. A person can be tested by more than one laboratory and can have both positive and negative results. **Therefore, the sum of the numbers in each column will be larger than the total number of people tested.**

Reporting lab	Inconclusive	Negative	Positive	Percent positive	Total
Alaska Domiciliary Care for Homeless Veterans		1			1
CHILTON URGENT CARE			1	100%	1
MEDCENTER PRIMARY CARE PC			1	100%	1
QUINCY DIALYSIS			1	100%	1
CVS TX8337POCT ROCKWALL		1			1
CAREFIRST URGENT CARE - BEECHMONT			1	100%	1
SPINE & PAIN CONSULTANT PLLC		1			1
LiveWell		1			1
ENT & ALLERGY ASSOCIATES, LLP - SLEEPY HOLLOW (ABBOTT)		1			1
EMERSON HOSPITAL LABORATORY			1	100%	1
WYOMING COUNTY DEPARTMENT OF HEALTH		1			1
PALM BEACH COUNTY HEALTH DEPT.			1	100%	1
CLIFTON SPRINGS		1			1
BAPTIST HEALTH FLOYD			1	100%	1
OMAHA VA MEDICAL CENTER			1	100%	1
PEDRO MENENDEZ HEALTH CENTER AT ST JOHNS			1	100%	1
MADISON REHABILITATION HOSPITAL		1			1
TEXAS HEALTH ARLINGTON MEMORIAL		1			1
SELF REGIONAL HEALTHCARE			1	100%	1
ACUTE AND COMMUNICABLE DISEASE PREVENTION			1	100%	1
CITRONELLE HEALTH AND REHABILITATION CENTER		1			1
SPELMAN COLLEGE DEPT OF HEALTH SERVICE		1			1
UF HEALTH THE VILLAGES			1	100%	1
FALKVILLE HEALTHCARE		1			1
SUMMIT DETOX INC			1	100%	1
MED SCREEN LABORATORIES		1			1
LITTLE HOUSE PEDIATRICS			1	100%	1
Medilodge of East Lansing		1			1
EVEXIA DIAGNOSTICS			1	100%	1
ST CHARLES REDMOND LABORATORY		1			1
WEST VIRGINIA UNIVERSITY HOSPITALS			1	100%	1
DW MCMILLAN MEMORIAL HOSPITAL LABORATORY			1	100%	1
ROSEN MEDICAL CENTER AT ROSEN COLLEGE CAMPUS			1	100%	1
PERRY COUNTY NURSING HOME		1			1
OMC PRIMARY CARE - HOSPITAL CAMPUS			1	100%	1
Heartland Health Care Center Jacksonville			1	100%	1
Higland Pointe Health and Rehabilitation center		1			1
PUBLIX PHARMACY #1114			1	100%	1
ABBOTT LABORATORIES ROSS PRODUCTS			1	100%	1
RAAZI CLINICAL LABORATORY LLC			1	100%	1
UT HEALTH RGV CLINICAL LABORATORY			1	100%	1
LAKE REGIONAL HEALTH			1	100%	1
JAMES A HENRY MD LLC			1	100%	1
PINEVILLE PHARMACY			1	100%	1
KROGER 785 - THE LITTLE CLINIC DIXIE HWY		1			1
Excel Care Center			1	100%	1

COVID-19: testing by laboratory

Data through May 27, 2021 verified as of May 28, 2021 at 09:25 AM

Data in this report are provisional and subject to change.

The numbers in the table below represent the number of Florida and non-Florida residents for whom test results were received by the Department of Health. A person can be tested by more than one laboratory and can have both positive and negative results. **Therefore, the sum of the numbers in each column will be larger than the total number of people tested.**

Reporting lab	Inconclusive	Negative	Positive	Percent positive	Total
CHILDREN'S NATIONAL MEDICAL CENTER			1	100%	1
SOUTHEASTERN INTEGRATED MEDICAL PL			1	100%	1
The Carrington		1			1
Encompass Health Rehab Hosp Harmarville		1			1
Cameron VA Clinic			1	100%	1
LINCOLN COUNTY MEDICAL CENTER		1			1
WELLMED AT SUN LAKE		1			1
DEPARTMENT OF HEALTH SERVICES			1	100%	1
Arlington Health and Rehabilitation		1			1
LOUNDY		1			1
BRIDGEWATER PARK ASSISTED LIVING LLC			1	100%	1
St. Ann Rehabilitation and Nursing Center		1			1
PRINCIPLE DIAGNOSTICS LLC			1	100%	1
AdventHealth Care Center Zephyrhills North			1	100%	1
O'CONNELL HEALTH CENTER AT ST JOHNS			1	100%	1
MEDPOST URGENT CARE - CIBOLO			1	100%	1
AFTER HOURS CLINIC			1	100%	1
BUREAU COUNTY HEALTH DEPT			1	100%	1
DR DAN C TRIGG MEMORIAL HOSPITAL		1			1
HEALTH ALLIANCE			1	100%	1
KID FIXERS		1			1
LCMC LAB SUBSECTION		1			1
US AF ACADEMY COLORADO			1	100%	1
FAMILY MEDICINE AT CELEBRATION		1			1
ABE'S GARDEN/PARK MANOR APARTMENTS		1			1
CARESOUTH HHA HOLDINGS OF VIRGINIA, LLC			1	100%	1
EXAC CARE CROSSVILLE		1			1
Lutheran Community at Telford		1			1
MISSOURI DEPARTMENT OF HEALTH AND SENIOR SERVICES - STATE PH LAB		1			1
MERITUS MEDICAL CENTER			1	100%	1
ELLIS HOSPITAL URGENT CARE CENTER LAB		1			1
SOUTHWEST VIRGINIA COMMUNITY HEALTH SYSTEMS			1	100%	1
SUTTER GOULD MEDICAL FOUNDATION			1	100%	1
Belvoir Woods Health Care Center at The Fairfax		1			1
KNAPP MEDICAL GROUP			1	100%	1
Chicago Heights CBOC		1			1
VETERANS AFFAIRS MEDICAL CENTER - EAST ORANGE			1	100%	1
CATHEDRAL GERONTOLOGY CENTER DBA CATHEDRAL CARES			1	100%	1
HARBOR OAKS GOLDEN YEARS			1	100%	1
DAVENPORT DIALYSIS CENTER		1			1
GABRIELA GOLDSTEIN MD PA			1	100%	1
CAREONE AT THE CUPOLA		1			1
WALGREENS #4201		1			1
Life Care Center of Blount County		1			1
Garden View Care Center at Dougherty Ferry		1			1
MOUNT SINAI MEDICAL CENTER AVENTURA ER			1	100%	1

COVID-19: testing by laboratory

Data through May 27, 2021 verified as of May 28, 2021 at 09:25 AM

Data in this report are provisional and subject to change.

The numbers in the table below represent the number of Florida and non-Florida residents for whom test results were received by the Department of Health. A person can be tested by more than one laboratory and can have both positive and negative results. **Therefore, the sum of the numbers in each column will be larger than the total number of people tested.**

Reporting lab	Inconclusive	Negative	Positive	Percent positive	Total
HABANA HEALTH CARE CENTER			1	100%	1
DOCS OUTSIDE THE BOX INC			1	100%	1
THE MADEIRA SCHOOL		1			1
SANTA BARABARA ALF LLC (THE WINDSOR)			1	100%	1
NORTH FLORIDA REGIONAL MEDICAL CENTER EMERGENCY			1	100%	1
PRIMARY CARE GROUP LLC		1			1
WINDSOR MANOR			1	100%	1
WALGREENS #04786		1			1
CURELOGICS WOUND CARE & HYPERBARIC CENTER		1			1
WELLMED AT LINEBAUGH AVE			1	100%	1
RESIDENCES AT MIAMI / REIGN GARDENS LLC, THE			1	100%	1
Kroger - KRO70300083			1	100%	1
XSTREMEMD			1	100%	1
INTERNAL MEDICINE EMILIA MURRAY MD PA		1			1
ALLIED PEDIATRICS & FAMILY MEDICINE			1	100%	1
MORNING VIEW VILLAGE ASSISTED LIVING		1			1
NICKLAUS CHILDREN'S DORAL OUTPATIENT CENTER			1	100%	1
ADVENT HEALTH MEDICAL GROUP MULTISPECIALTY			1	100%	1
VELOCITY URGENT CARE - LITTLE CREEK			1	100%	1
ADVENTHEALTH MEDICAL GROUP PEDIATRICS DIABETES &			1	100%	1
BRIDGEWATER AT WATERMAN VILLAGE			1	100%	1
Kroger 699 - The Little Clinic Smyrna		1			1
COLE DIAGNOSTICS - BOISE		1			1
INDIANA STATE DEPARTMENT OF HEALTH CLINIC MICROBIOLOGY		1			1
ATRIA TAMARAC			1	100%	1
ST MARY'S OF SAGINAW		1			1
REELFOOT FAMILY WALK-IN CLINIC		1			1
TOMAH HEALTH			1	100%	1
STAMFORD HOSPITAL			1	100%	1
PALM BREEZE DIALYSIS			1	100%	1
MEDLAB2020, INC			1	100%	1
JUPITER MEDICAL CENTER INC			1	100%	1
C A R E S		1			1
LIFEBRITE LABORATORIES, LLC			1	100%	1
FASTMED-MILL AVENUE			1	100%	1
MEDCOR INC			1	100%	1
VERMONT DEPT OF HEALTH LABORATORY			1	100%	1
West Bay of Tampa Center			1	100%	1
ADVENTHEALTH MEDICAL GROUP INTERNAL MEDICINE AT MILLS			1	100%	1
Erie VAMC		1			1
SUMMER PLACE NURSING & REHABILITATION		1			1
GENESEE COUNTY HEALTH DEPARTMENT		1			1
White River Health Care Center		1			1
EUGENE T FINAN, MD			1	100%	1
Senatobia Healthcare & Rehab		1			1
Ash Flat Healthcare and Rehabilitation Center			1	100%	1

COVID-19: testing by laboratory

Data through May 27, 2021 verified as of May 28, 2021 at 09:25 AM

Data in this report are provisional and subject to change.

The numbers in the table below represent the number of Florida and non-Florida residents for whom test results were received by the Department of Health. A person can be tested by more than one laboratory and can have both positive and negative results. **Therefore, the sum of the numbers in each column will be larger than the total number of people tested.**

Reporting lab	Inconclusive	Negative	Positive	Percent positive	Total
Oakland Nursing and Rehabilitation Center		1			1
INFECTION CONTROL DEPT			1	100%	1
HEALTHCARE FOR THE HOMELESS			1	100%	1
PRIMARY AND URGENT CARE			1	100%	1
CLEMENT MANOR HEALTH CENTER		1			1
PARTNERS IN PRIMARY CARE		1			1
WINTER HAVEN WOMEN'S HOSPITAL NURSING SERVICES			1	100%	1
LEE HEALTH KIDS URGENT CARE		1			1
NEW ERA HEALTH CENTER INC		1			1
AIRPORT MEDICAL SOLUTIONS ORLANDO			1	100%	1
UNIVERSAL DIAGNOSTICS LABORATORIES			1	100%	1
DR. K PEDIATRICS			1	100%	1
MEDEXPRESS URGENT CARE - SPRINGFIELD, BOSTON RD		1			1
MCH PHYSICIANS GROUP			1	100%	1
Valley Center (WV)			1	100%	1
BAYFRONT HEAL WOUND CARE AND HYPERBARIC CENTER			1	100%	1
PRIMARY CARE & PEDIATRICS - SHEPHERSTOWN		1			1
FAIRVIEW HOSPITAL			1	100%	1
SUSAN F WILLIAMS MD PA			1	100%	1
VA COMMUNITY BASED CLINIC - LAKE CITY			1	100%	1
CSL PLASMA LAB			1	100%	1
Walgreens #17445		1			1
Vibralfife of El Paso Rehabilitation Center			1	100%	1
WAYCROSS INTRTNAL MEDICINE			1	100%	1
AML DIAGNOSTICS- ADV TESTING IN METABOLIC MEDICINE			1	100%	1
ST. ELIZABETH HEALTHCARE - FLORENCE HOSPITAL			1	100%	1
WMC HEALTH GROUP OF KISSIMMEE LLC			1	100%	1
BRITTNEY WHELIHAN IRWIN ARNP LLC			1	100%	1
LAKE WALES DIALYSIS CENTER			1	100%	1
WATERS EDGE ELEMENTARY SCHOOL			1	100%	1
GINKGO BIOWORKS INC (CONCENTRIC)		1			1
PEDIATRIC SPECIALTY CLINIC COLLIER			1	100%	1
MEDICAL CENTER OF TRINITY - MOB		1			1
MARQUETTE GENERAL HOSPITAL			1	100%	1
COMMUNITY MEMORIAL HOSPITAL		1			1
WW Chem Auto SS			1	100%	1
BAPTIST HEALTH SURGERY CENTER			1	100%	1
PARK LANE NURSING HOME		1			1
APS-SUMMIT CARE PHARMACY, LLC DBA OMNICARE		1			1
Long Beach Care Center			1	100%	1
WEST FLORIDA HOSPITAL LABORATORY			1	100%	1
NORDX			1	100%	1
WRIGHT PATTERSON AFB MEDICAL CENTER			1	100%	1
SOUTHWOOD NURSING & RETIREMENT CENTER		1			1
EMERUS BHS SA WESTOVER HILLS LLC			1	100%	1
NYU LANGONE AMBULATORY CARE LAKE SUCCE		1			1

COVID-19: testing by laboratory

Data through May 27, 2021 verified as of May 28, 2021 at 09:25 AM

Data in this report are provisional and subject to change.

The numbers in the table below represent the number of Florida and non-Florida residents for whom test results were received by the Department of Health. A person can be tested by more than one laboratory and can have both positive and negative results. **Therefore, the sum of the numbers in each column will be larger than the total number of people tested.**

Reporting lab	Inconclusive	Negative	Positive	Percent positive	Total
HCR-ManorCare			1	100%	1
PEACE HEALTH FAMILY MEDICINE AT 87TH AVE		1			1
PEDIATRIC ASSOCIATES - MIAMI LAKES		1			1
Ernest Childers Outpatient Clinic		1			1
Wayne County Nursing Home		1			1
ROCK RAPIDS HEALTH CENTRE		1			1
PUBLIX PHARMACY # 1236			1	100%	1
LABORATORY SERVICES SGHS - CAMDEN		1			1
MEMORIAL MEDICAL CENTER			1	100%	1
AFTER HOURS CARE OF AMERICUS INCORPORA			1	100%	1
CARE CONNECTIONS AT HOME LLC			1	100%	1
THE BRENNITY AT TRADITION			1	100%	1
CARY CLINIC			1	100%	1
SANDPIPER CLUSTER		1			1
SOMA MEDICAL CENTER PA #2			1	100%	1
VISITING PHYSICIAN SERVICES, LLC			1	100%	1
KEYS PEDIATRICS PLLC			1	100%	1
IZ MEDICAL		1			1
PHOENIX MEDICAL CLINIC			1	100%	1
JOSEPH REINA PHARMACY INC DBA JRJ PHAR		1			1
HEART HOSPITAL OF LAFAYETTE: EMERGENCY ROOM			1	100%	1
CARENOW URGENT CARE - SPRING			1	100%	1
ST. JOSEPH MEDICAL CENTER			1	100%	1
Kroger 519 - The Little Clinic Staples Mill Road		1			1
Portsmouth Health and Rehab			1	100%	1
FOUNDCARE HEALTH			1	100%	1
ORAL & FACIAL SURGERY			1	100%	1
TAMPA GENERAL MEDICAL GROUP LABORATORY HEALTHPARK			1	100%	1
TRADITIONAL MEDICINE CENTER			1	100%	1
ORANGETOWN PEDIATRICS ASSOCIATES		1			1
SUMMIT COUNTY PUBLIC HEALTH DEPARTMENT			1	100%	1
UF HEALTH - WILDLIGHT			1	100%	1
ARTIS SENIOR LIVING OF DAVIE, LLC		1			1
Pontotoc Health and Rehab		1			1
BAPTIST HOSPITAL FAMILY MEDICINE &			1	100%	1
DIRECT PRIMARY CARE OF BURLESON			1	100%	1
REEVES COUNTY HOSPITAL DISTRICT			1	100%	1
WVU MEDICINE AT SUNCREST TOWNE CENTRE			1	100%	1
BIOMAT ORLANDO		1			1
HEARTLAND KNOLLVIEW MI LLC		1			1
SPARTA HEALTH & REHAB		1			1
PASTEUR MEDICAL HIALEAH GARDEN LLC			1	100%	1
LSU MEDICAL CENTER			1	100%	1
Chillicothe VAMC			1	100%	1
ADVANTA LABS, LLC		1			1
CONCIERGE INTERNAL MEDICINE ASSOCIATES			1	100%	1

COVID-19: testing by laboratory

Data through May 27, 2021 verified as of May 28, 2021 at 09:25 AM

Data in this report are provisional and subject to change.

The numbers in the table below represent the number of Florida and non-Florida residents for whom test results were received by the Department of Health. A person can be tested by more than one laboratory and can have both positive and negative results. **Therefore, the sum of the numbers in each column will be larger than the total number of people tested.**

Reporting lab	Inconclusive	Negative	Positive	Percent positive	Total
LEESBURG REGIONAL MEDICAL CENTER AMBULATORY SC			1	100%	1
BENEWAH COMMUNITY HOSPITAL		1			1
DIXIE COUNTY JAIL			1	100%	1
NORTHERN LIGHT AR GOULD HOSPITAL			1	100%	1
BALLAD HEALTH MEDICAL ASSOCIATES URGENT CARE			1	100%	1
INDIAN RIVER CLINICAL LABORATORY, INC.		1			1
CVS IN6536POCT KOKOMO		1			1
NHC Sequatchie		1			1
PARRISH MEDICAL GROUP			1	100%	1
GOOD SAMARITAN SOCIETY - DE SMET		1			1
FRESENIUS KIDNEY CARE - BOCA RATON			1	100%	1
PORTSMOUTH REG. HOSPITAL			1	100%	1
CAMBRIDGE HEALTH ALLIANCE			1	100%	1
PARK AVENUE MEDICAL PROFESSIONALS PC		1			1
SOUTHWOOD HEALTHCARE CENTER		1			1
Kroger 481 - The Little Clinic Houston Levee		1			1
BUENA VENTURA LAKES DIALYSIS			1	100%	1
Montgomery Place		1			1
Regency Square			1	100%	1
Michigan Masonic Home		1			1
Terrace Glen Village		1			1
MEDICAL PARK FAMILY CARE, INC		1			1
ACCESS MEDICAL GROUP OF TAMPA INC			1	100%	1
CHATEAU TERREBONNE HEALTH CARE		1			1
sunrise terrace nursing and rehab center		1			1
CYPRESS VILLAGE REHAB CENTER		1			1
Luling Living Center		1			1
GIFFORD MEMORIAL HOSPITAL		1			1
WELLNESS FEDERAL LABS			1	100%	1
COVENANT HEALTH		1			1
HEALTHALLIANCE HOSPITAL LABORATORY		1			1
JOSHUA E CHESIR MD		1			1
Birchwood Care Center		1			1
CSI LABORATORIES FLORIDA			1	100%	1
WINTER HAVEN DIALYSIS		1			1
PM PEDIATRICS PC			1	100%	1
ACCURATE HEALTH SERVICES CORP			1	100%	1
VALENCIA BRANCH LABORATORY	1				1
WELLSTREET BETHANY BEND		1			1
MCCORMICK AMBULANCE		1			1
Kroger 717 - The Little Clinic Dolphin Drive			1	100%	1
VELOCITY URGENT CARE - REDMILL			1	100%	1
HOSPICE OF MARION COUNTY INC			1	100%	1
MARTIN ARMY COMMUNITY HOSPITAL			1	100%	1
STEELFUSION CLINICAL TOXICOLOGY LABS			1	100%	1
MEDHELP			1	100%	1

COVID-19: testing by laboratory

Data through May 27, 2021 verified as of May 28, 2021 at 09:25 AM

Data in this report are provisional and subject to change.

The numbers in the table below represent the number of Florida and non-Florida residents for whom test results were received by the Department of Health. A person can be tested by more than one laboratory and can have both positive and negative results. **Therefore, the sum of the numbers in each column will be larger than the total number of people tested.**

Reporting lab	Inconclusive	Negative	Positive	Percent positive	Total
PATIENT FIRST-GENERAL BOOTH			1	100%	1
PEDIATRIC PARTNERS OF ZEPHYRHILLS PA			1	100%	1
LABONE		1			1
HOME AIDE SVC OF EASTERN NY INC D/B/A		1			1
LOURDES URGENT CARE			1	100%	1
INTERFAITH MEDICAL CENTER		1			1
THE CLINIC ON SIXTH			1	100%	1
LOPEZ		1			1
Birmingham Nursing & Rehab Center		1			1
LAREDO CARE CLINIC NORTH		1			1
PANCARE HEALTH - CARR ELEM & MIDDLE SCHOOL			1	100%	1
North Charlotte VA CBOC		1			1
Wrightsville Manor Health and Rehab		1			1
Piedmont Crossing		1			1
Kroger 629 - The Little Clinic Cartersville, GA Hwy 41		1			1
ASUNCION HOME HEALTH CARE CORP			1	100%	1
PRIORITY TOXICOLOGY LABORATORIES			1	100%	1
HARDEE COUNTY FIRE RESCUE		1			1
Walgreens #5914		1			1
GOOD SHEPHERD HEALTH SYSTEM			1	100%	1
ANDREWS INSTITUTE AMBULATORY SURGERY CENTER		1			1
THE READING HOSPITAL AND MEDICAL CENTER			1	100%	1
PEDIATRIC ASSOCIATES OF ORLANDO			1	100%	1
BEACHSIDE DETOX		1			1
ALL PEDIATRIC CARE PA			1	100%	1
CARDIOLOGY AND FITNESS MEDICINE		1			1
ARBOR DIAGNOSTICS, INC		1			1
KANA MILL BAY HEALTH CENTER		1			1
MARY WASHINGTON HOSPITAL HOME HEALTH AGENCY	1				1
MERCYONE DES MOINES MEDICAL CENTER			1	100%	1
PASTEUR MEDICAL CENTER LLC		1			1
MAIN LAB			1	100%	1
LAKE URGENT CARE			1	100%	1
UNIVERSITY OF WASHINGTON DEPT OF LAB MEDICINE			1	100%	1
ORMC-ARDEN/EOI			1	100%	1
NORTHWESTERN MEDICINE DELNOR			1	100%	1
BEAUMONT URGENT CARE		1			1
KID CARE PEDIATRICS PA			1	100%	1
PELICAN STATE OUTPATIENT CENTER			1	100%	1
Mountain View Manor			1	100%	1
NEXTCARE ARIZONA LLC DBA NEXTCARE URGENT CARE			1	100%	1
Fleetwood Rehabilitation and Healthcare Center		1			1
APEX HOME HEALTHCARE			1	100%	1
COUNTY OF HAMILTON			1	100%	1
UC SAN DIEGO CENTER FOR ADVANCED LABORATORY MEDICINE			1	100%	1
ANDERSON REGIONAL MEDICAL CENTER			1	100%	1

COVID-19: testing by laboratory

Data through May 27, 2021 verified as of May 28, 2021 at 09:25 AM

Data in this report are provisional and subject to change.

The numbers in the table below represent the number of Florida and non-Florida residents for whom test results were received by the Department of Health. A person can be tested by more than one laboratory and can have both positive and negative results. **Therefore, the sum of the numbers in each column will be larger than the total number of people tested.**

Reporting lab	Inconclusive	Negative	Positive	Percent positive	Total
THE GROVE HEALTH AND REHAB			1	100%	1
ADAMS COUNTY HEALTH DEPARTMENT			1	100%	1
RIVERSIDE COUNTY PUBLIC HEALTH LABORATORY			1	100%	1
TMH CANCER CENTER LABORATORY			1	100%	1
Glen Haven Health and Rehabilitation LLC		1			1
NORTH RIVER FAMILY HEALTH CENTER			1	100%	1
PACE UNIVERSITY HEALTH CARE		1			1
EAST FL CORE LAB			1	100%	1
GARDENS AT MAPLEWOOD			1	100%	1
Holly Hill Healthcare Center			1	100%	1
HORIZON MEDICAL, INC		1			1
SUMMIT URGENT CARE, LLC			1	100%	1
NORTON SOUND REGIONAL HOSPITAL - LAB		1			1
FIDALAB			1	100%	1
MID FLORIDA COMMUNITY SERVICES			1	100%	1
JOHN D. ARCHBOLD MEMORIAL HOSPITAL			1	100%	1
BLACK SHEEP MEDICAL			1	100%	1
DIVERSICARE OF BIG SPRINGS		1			1
STONESPRINGS HOSPITAL CENTER			1	100%	1
UF HEALTH FAMILY MEDICINE-GOODBYS CREEK			1	100%	1
LANSING URGENT CARE			1	100%	1
Villages of St.Peters		1			1
PALM COAST DRAW STATION/AMERICAN HEALTH ASSOCIATES		1			1
COSTAMED GRUPO MEDICO			1	100%	1
WEST PENSACOLA DIALYSIS CENTER			1	100%	1
bishop rehabilitation and nursing center		1			1
GRAND LIVING			1	100%	1
MASSACHUSETTS DEPARTMENT OF PUBLIC HEALTH			1	100%	1
PATHOLOGYT & LAB MEDICINE SERVICES			1	100%	1
BOZEMAN HEALTH BIG SKY MEDICAL CENTER			1	100%	1
TERRELL URGENT CARE			1	100%	1
YOUR HEALTH PEDIATRICS			1	100%	1
NORTH MIAMI BEACH SURGICAL CENTER			1	100%	1
IHA URGENT CARE - MILAN		1			1
ASSISTED LIVING AT TREZEVANT		1			1
INTEGRITY SPINE AND ORTHOPEDICS LLC			1	100%	1
Kroger 909 - The Little Clinic Hamilton			1	100%	1
UW MEDICINE CHU LAB			1	100%	1
SUN DISCOUNT PHARMACY			1	100%	1
Shoreline Care Center			1	100%	1
SACRED HEART HEALTH SYSTEM- MIDWIFE PROGRAM			1	100%	1
Strasburg Care Center		1			1
DIMMIT REGIONAL HOSPITAL			1	100%	1
BOND COUNTY HEALTH DEPARTMENT			1	100%	1
SARAH BUSH LINCOLN - HEALTH CENTER LABS			1	100%	1
Wildwood Healthcare		1			1

COVID-19: testing by laboratory

Data through May 27, 2021 verified as of May 28, 2021 at 09:25 AM

Data in this report are provisional and subject to change.

The numbers in the table below represent the number of Florida and non-Florida residents for whom test results were received by the Department of Health. A person can be tested by more than one laboratory and can have both positive and negative results. **Therefore, the sum of the numbers in each column will be larger than the total number of people tested.**

Reporting lab	Inconclusive	Negative	Positive	Percent positive	Total
ASCARATE DIALYSIS			1	100%	1
UMASS MEMORIAL/MARLBORO HOSPITAL			1	100%	1
MEMORIAL URGENT CARE CENTER -			1	100%	1
SOUTHWEST FLORIDA DIVISION LAB			1	100%	1
ASSOCIATESMD			1	100%	1
Aristacare at Cedar Oaks		1			1
SJMC PHYSICIAN SERVICES			1	100%	1
BROOKS REHAB			1	100%	1
ISLANDS ASSISTED LIVING FACILITY,THE			1	100%	1
NORTH COUNTY MEDICAL LAB			1	100%	1
TAMPA HEALTH CARE PROVIDERS PA		1			1
MAYO HEALTHCARE		1			1
CARESPOT EXPRESS HEALTHCARE BOYNTON BEACH			1	100%	1
PHYSICIANS LAB INC			1	100%	1
KIDZ FAMILY CARE			1	100%	1
Hillside Rehab and Care Center			1	100%	1
CVS M08564POCT INDEPENDENCE		1			1
UC TAMiami			1	100%	1
EDWARD HOSPITAL			1	100%	1
OCCUPATIONAL HEALTH CENTER		1			1
PM PEDIATRICS OF VIRGINIA			1	100%	1
FRESENIUS KIDNEY CARE OCALA			1	100%	1
ManorCare Health Services/ York South		1			1
HAVASU REGIONAL MEDICAL CENTER			1	100%	1
RESTORE MEDICAL PARTNERS PLLC			1	100%	1
BRUSHY CREEK FAMILY HOSPITAL			1	100%	1
CARESPOT - MIAMI GARDENS			1	100%	1
MIDWEST COVENANT HOME, INC		1			1
MEDEXPRESS URGENT CARE - PATRICK STREE			1	100%	1
CHI ST VINCENT LITTLE ROCK DIAGNOSTIC CLINIC			1	100%	1
HEALTH DIV OAK RIDGE NATL LABORATORY		1			1
COMMUNITY URGENT CARE PC			1	100%	1
NEXTCARE NIFONG			1	100%	1
VA Central Western Massachusetts HCS		1			1
AFFILIATED LABORATORIES INC			1	100%	1
CAPSTONE REHABILITATION AND HEALTHCARE		1			1
Roscoe Rehabilitation and Nursing Center		1			1
Crowne Health Care of Thomasville		1			1
Kroger 97 - The Little Clinic Hutchinson		1			1
WESTMORELAND REGIONAL HOSPITAL			1	100%	1
HEALTH PARTNERS LLC		1			1
NHC PLACE AT COOL SPRINGS		1			1
UNIVERISTY HOSPITAL			1	100%	1
DIAGNOSTIC GROUP INTEGRATED HEALTHCARE			1	100%	1
HILLSBORO MEDICAL CENTER MAIN LABORATO		1			1
SANTA MONICA FERTILITY			1	100%	1

COVID-19: testing by laboratory

Data through May 27, 2021 verified as of May 28, 2021 at 09:25 AM

Data in this report are provisional and subject to change.

The numbers in the table below represent the number of Florida and non-Florida residents for whom test results were received by the Department of Health. A person can be tested by more than one laboratory and can have both positive and negative results. **Therefore, the sum of the numbers in each column will be larger than the total number of people tested.**

Reporting lab	Inconclusive	Negative	Positive	Percent positive	Total
ST. LUKE'S HOSPITAL			1	100%	1
CENTRAL FLORIDA ADULT MEDICINE		1			1
NLAC SUMMERBIO			1	100%	1
OPTUM OF HIALEAH		1			1
St Mary's d'Youville Pavilion		1			1
PERHAM HEALTH		1			1
RUBY MEMORIAL HOSP. LAB			1	100%	1
The Pines at Poughkeepsie Center for Nursing and Rehabilitation		1			1
CARESOUTH HHA HOLDINGS OF THE TREASURE COAST LLC			1	100%	1
MADISON AT OVIEDO			1	100%	1
CVS TX7286POCT HOUSTON			1	100%	1
SC-GA2018 MCCORMICK REHAB & HEALTHCARE		1			1
PATIENT FIRST - FAIRFAX			1	100%	1
CHRISTUS GOOD SHEPHERD MEDICAL CENTER			1	100%	1
Integrity Healthcare of Carbondale			1	100%	1
MANCHESTER COMMONS		1			1
CENTENNIAL HILLS HOSPITAL MEDICAL CENTER LABORATORY			1	100%	1
BAYCARE OUTREACH LAB AT NEW TAMPA			1	100%	1
ADVENTHEALTH MEDICAL GROUP SENIOR HEALTH AT AMD			1	100%	1
Kroger 350 - The Little Clinic New Cut Road		1			1
HAYS CLINICAL LAB			1	100%	1
CENTRAL FLA PEDIATIC URGENT CARE LLC		1			1
RECOVERY VILLAGE AT UMATILLA, LLC			1	100%	1
NEMOURS CHILDREN'S PRIMARY CARE, ST CLOUD			1	100%	1
RIVERVIEW HOSPITAL D/B/A UNIVERSITY		1			1
NORTH BROWARD MEDICAL CENTER			1	100%	1
NEPHRON PHARMACEUTICALS CORPORATION			1	100%	1
Triboro Center		1			1
GATEWAY HEALTHCARE, PC			1	100%	1
KROGER 915 - THE LITTLE CLINIC ANDERSON			1	100%	1
ARKANSAS PUBLIC HEALTH LABORATORY		1			1
Peninsula Nursing and Rehabilitation Center		1			1
ST FRANCIS COLLEGE WELLNESS CENTER		1			1
WINTER GARDEN CHILDREN'S HEALTH CENTERS			1	100%	1
NEVADA RURAL HOUSING AUTHORITY			1	100%	1
ADVANCED INDIVIDUALIZED MEDICINE OF NAPLES			1	100%	1
NORTHERN KENTUCKY HEALTH DEPARTMENT			1	100%	1
MEMORIAL HERMANN MEDICAL GROUP-ATASCOCITA PEDS			1	100%	1
PALMETTO LANDING			1	100%	1
MIAMI VASCULAR SURGERY			1	100%	1
FINLAY MEDICAL RESEARCH CORP			1	100%	1
INLET CONCIERGE MEDICINE			1	100%	1
ADVENTHEALTH IMAGING WINTERGARDEN		1			1
PERFECT HEALTH URGENT CARE AND MEDICAL		1			1
MICROBIOLOGY DEPARTMENT			1	100%	1

COVID-19: testing by laboratory

Data through May 27, 2021 verified as of May 28, 2021 at 09:25 AM

Data in this report are provisional and subject to change.

The numbers in the table below represent the number of Florida and non-Florida residents for whom test results were received by the Department of Health. A person can be tested by more than one laboratory and can have both positive and negative results. **Therefore, the sum of the numbers in each column will be larger than the total number of people tested.**

Reporting lab	Inconclusive	Negative	Positive	Percent positive	Total
RIDGE OPTUM FLORIDA			1	100%	1
WALGREENS #10854		1			1
PCR DIAGNOSTICS			1	100%	1
Fargo VA Healthcare System		1			1
SHADY LANE NURSING HOME		1			1
COLQUITT COMPLETE CARE			1	100%	1
METROPOLITAN METHODIST HOSPITAL			1	100%	1
Good Samaritan Society - Mountian Lake		1			1
BAY AREA HOSPITAL LAB & HST		1			1
LUMICO LIFE INSURANCE COMPANY		1			1
LEHIGH REGIONAL WOUND CENTER			1	100%	1
FAMILY PRACTICE ASSOCIATES		1			1
GOLDING-GRANADO MEDICAL ASSOCIATES		1			1
Canandaigua VAMC		1			1
Abernethy Laurels		1			1
Cloverdale Rehabilitation and Nursing Center		1			1
WEST VIRGINIA UNIVERSITY HOSPITALS, INC			1	100%	1
ANDERSON MEDICAL		1			1
PHYSICIANS IMMEDIATE CARE			1	100%	1
Encompass Health Rehab Hosp Salisbury		1			1
ORCHARD PARK HEALTH CARE AND REHABILITATION CENTER		1			1
LINK PHARMACY LLC		1			1
CHP COVID-19 (TX)			1	100%	1
WALGREENS #11572		1			1
NEW HANOVER REGIONAL MEDICAL CENTER			1	100%	1
FHPG INTERNAL MEDICINE OF BRANDON			1	100%	1
LOVELACE WOMEN'S HOSPITAL		1			1
LABORATORIO MEDICO CENTRAL CONDOMINO MD			1	100%	1
FAMILY & INTERNAL MEDICINE CENTER		1			1
DECATUR MORGAN HOSPITAL - DECATUR GENE		1			1
HEALTH PLUS SUNRISE MEDICAL OFFICE			1	100%	1
PowerBack Piscataway Center		1			1
Kroger 923 - The Little Clinic Centerville		1			1
TMH PHYSICIAN PARTNERS			1	100%	1
NORTHEAST TEXAS DIALYSIS		1			1
LAKE VISTA DIALYSIS			1	100%	1
SUNY BROCKPORT STUDENT HEALTH CENTER		1			1
WINCHESTER HOSPITAL			1	100%	1
MED TECH CLINICAL LABORATORY		1			1
LAKE MARY DIALYSIS			1	100%	1
CVS NV9586POCT RENO		1			1
KAISER PERMANENTE FACTORIA LAB			1	100%	1
The Jordan Center		1			1
BAPTIST ASI			1	100%	1
SOUTH SEMINOLE HOSPITAL POCT			1	100%	1
ASHLEY PEDICATRICS DAY AND NIGHT CLINIC			1	100%	1

COVID-19: testing by laboratory

Data through May 27, 2021 verified as of May 28, 2021 at 09:25 AM

Data in this report are provisional and subject to change.

The numbers in the table below represent the number of Florida and non-Florida residents for whom test results were received by the Department of Health. A person can be tested by more than one laboratory and can have both positive and negative results. **Therefore, the sum of the numbers in each column will be larger than the total number of people tested.**

Reporting lab	Inconclusive	Negative	Positive	Percent positive	Total
HOMESTEAD MEDICAL CLINIC PA			1	100%	1
Kingston Care Center of Perrysburg		1			1
JACKSBORO URGENT CARE			1	100%	1
Medilodge of Mt. Pleasant		1			1
STAYING HEALTHY MEDICAL SERVICES			1	100%	1
SENTARA AMBULATORY CARE CLINIC			1	100%	1
WALGREENS #04470		1			1
PREMIER FAMILY AND SPORTS MEDICINE LLC			1	100%	1
VillageCare Rehabilitation and Nursing Center		1			1
CONVENIENT MEDICAL AND HEALTH SERVICES			1	100%	1
MORNINGSIDE NURSING AND REHABILITATION		1			1
NFRC CLINICAL LAB			1	100%	1
St. Anne Home		1			1
Kroger 126 - The Little Clinic Cottonwood		1			1
URGENT CARE OF KANSAS CITY			1	100%	1
LP ELIZABETHTON		1			1
FIRST CARE OF GAINESVILLE			1	100%	1
UNITED HEALTHCARE			1	100%	1
BAYLOR SCOTT AND WHITE MEDICAL CENTER -CENTENTENNIAL			1	100%	1
HCA HOUSTON HEALTHCARE			1	100%	1
PRIME HEALTHCARE SERVICES		1			1
BAM INC		1			1
Sharon Care Center			1	100%	1
Kroger 929 - The Little Clinic Corryville		1			1
Perham Living			1	100%	1
APOLLOMDX LLC			1	100%	1
LOUIS STOKES CLEVELAND VA MEDICAL CENTER			1	100%	1
KINGWOOD EMERGENCY HOSPITAL			1	100%	1
INTERNAL MEDICINE ASSOC OF SOUTH FL PA			1	100%	1
WALGREENS #5790			1	100%	1
CVS CA5958POCT EASTVALE		1			1
NORTHSIDE FAMILY MEDICINE AND URGENT CARE (MIDTOWN)		1			1
TCPA CLINICAL LABORATORIES			1	100%	1
BIOMAT USA INC			1	100%	1
STEWART MEDICAL GROUP INC			1	100%	1
HEALTH FIRST HOME CARE		1			1
Wexner Heritage House			1	100%	1
MEMORIAL HOSPITAL - BELLEVILLE			1	100%	1
ALAFAYA WOODS FAMILY MEDICAL CENTER		1			1
SAMSON MEDICAL CLINIC			1	100%	1
CHI ST ALEXIUS TRANSITIONAL CARE UNIT		1			1
EIELSON AFB 354TH MEDICAL GROUP/BASSETT ARMY COMMUNITY HOSPITAL		1			1
PINNACLE DIALYSIS		1			1
NORTHWEST FLORIDA SPECIALTY PHYSICIANS LLC		1			1
ABSOLUTE HEALTHCARE			1	100%	1
HACKENSACK UNIVERSITY MEDICAL CENTER		1			1

COVID-19: testing by laboratory

Data through May 27, 2021 verified as of May 28, 2021 at 09:25 AM

Data in this report are provisional and subject to change.

The numbers in the table below represent the number of Florida and non-Florida residents for whom test results were received by the Department of Health. A person can be tested by more than one laboratory and can have both positive and negative results. **Therefore, the sum of the numbers in each column will be larger than the total number of people tested.**

Reporting lab	Inconclusive	Negative	Positive	Percent positive	Total
MERIDIAN MEADOWS TRANSITIONAL CARE		1			1
DE TAR HOSPITAL			1	100%	1
SOUTHWEST ORLANDO FAMILY MEDICINE, PL			1	100%	1
US PUBLIC HEALTH SERVICE HOSPITAL			1	100%	1
CVS HEALTH NORTH AURORA			1	100%	1
NORTHERN NEVADA MEDICAL CENTER			1	100%	1
USC VERDUGO HILLS HOSPITAL			1	100%	1
ALLIED PHYSICIANS GROUP		1			1
ELKHART GENERAL HOSPITAL			1	100%	1
INNOVATIVE CARE PARTNERS PLLC			1	100%	1
MDS PHARMA SERVICES		1			1
NATION'S BEST CARE HOME HEALTH			1	100%	1
DAYTONA BEACH DIALYSIS			1	100%	1
MISSOURI DEPT. OF HEALTH			1	100%	1
AURORA HEALTH CARE METRO INC			1	100%	1
UT HEALTH RIO GRANDE VALLEY PRIMARY CARE AT			1	100%	1
FAMILY MEDICAL CENTRE			1	100%	1
White Oak Manor - Rock Hill		1			1
Whispering Pines Nursing & Rehabilitation Center		1			1
TAWAS CITY OPCO, LLC		1			1
ST JOHN HOSPITAL & MEDICAL CENTER MICRO			1	100%	1
WALGREENS #06887		1			1
CREATIVE PHARMACY SOLUTIONS EAST LLC		1			1
MCALLEN MEDICAL CENTER			1	100%	1
MEMORIALCARE LONG BEACH MEDICAL CENTER			1	100%	1
SANTA CLARA VALLEY MEDICAL CENTER			1	100%	1
CROWNPOINT HEALTHCARE FACILITY		1			1
HEBER VALLEY HOSPITAL			1	100%	1
BISHOP KEARNEY		1			1
BELMONT VILLAGE AT JOHNS CREEK		1			1
CCR MEDICAL CENTER, LLC			1	100%	1
Crowne Place Assisted Living		1			1
WELL KEY HEALTH		1			1
CENTRAL TX MEDICAL CENTER - LAB			1	100%	1
MACKINAC STRAITS LONG TERM CARE UNIT		1			1
CFCH - FROSTPROOF			1	100%	1
CHESAPEAKE REGIONAL MEDICAL CENTER			1	100%	1
EMERGENCE MEDICINE			1	100%	1
HCL LABORATORIES			1	100%	1
Encompass Health Rehab Hosp Alexandria		1			1
APPLECARE BRUNSWICK			1	100%	1
M.D. ANDERSON CANCER CENTER			1	100%	1
ABINGTON MEMORIAL HOSPITAL			1	100%	1
Victory Health and Rehabilitation			1	100%	1
ADVENTHEALTH ALTAMONTE SPRINGS EMPLOYEE CLINIC			1	100%	1
WELLMED AT LONGWOOD			1	100%	1

COVID-19: testing by laboratory

Data through May 27, 2021 verified as of May 28, 2021 at 09:25 AM

Data in this report are provisional and subject to change.

The numbers in the table below represent the number of Florida and non-Florida residents for whom test results were received by the Department of Health. A person can be tested by more than one laboratory and can have both positive and negative results. **Therefore, the sum of the numbers in each column will be larger than the total number of people tested.**

Reporting lab	Inconclusive	Negative	Positive	Percent positive	Total
Walgreens #12271		1			1
WEST PARK HOSPITAL PEDIATRICS			1	100%	1
DOCTORS CARE - GREER		1			1
WILLOWBROOKE COURT AT MATTHEWS GLEN		1			1
EVERLYWELL DIAGNOSTICS			1	100%	1
Senior Rehab & Recovery Center at Limestone Health Facility		1			1
Kroger 368 - The Little Clinic Frankfort West		1			1
ELDERWOOD AT WAVERLY		1			1
Heritage Inn Health and Rehabilitation		1			1
MODERN URGENT CARE			1	100%	1
NORTH FLORIDA CHILD DEVELOPMENT, INC			1	100%	1
Kroger 698 - The Little Clinic 14th Street/Bell		1			1
CATERPILLAR INC - MIAMI DISTRIBUTION CENTER			1	100%	1
WINDMOOR HEALTHCARE			1	100%	1
BECKLEY VAMC		1			1
Walgreens #3661		1			1
CLERMONT VA COMMUNITY OUTPATIENT CLINIC		1			1
SOUTHWEST REGIONAL PCR LABORATORY			1	100%	1
Waddell Nursing & Rehab Center		1			1
COMMUNITY			1	100%	1
NORTHWESTERN UNIVERSITY HEALTH SERVICE			1	100%	1
UPMC NORTHWEST HOSPITAL			1	100%	1
ADVOCATE GOOD SAMARITAN			1	100%	1
ADVANCE MD CARE			1	100%	1
EAST COAST INSTITUTE FOR RESEARCH LLC			1	100%	1
NATICK URGENT CARE			1	100%	1
CHEROKEE PARK REHABILITATION		1			1
PM PEDIATRICS OF POMPTON PLAINS		1			1
FANNIN REGIONAL HOSPITAL			1	100%	1
ENZO LABS INC			1	100%	1
GEORGETOWN URGENT CARE			1	100%	1
Kroger 523 - The Little Clinic Dickson			1	100%	1
PHOEBE HOME INC		1			1
WALGREENS #9340		1			1
ARBOR TERRACE AT CITRUS PARK			1	100%	1
FRESENIUS SOUTH FORT MYERS		1			1
QUICKCARE HEALTH, INC			1	100%	1
UNIVERSITY OF MD PATH ASSOC- MD GENOMICS			1	100%	1
WILSON FAMILY MEDICINE LLC		1			1
SWIFTCARE URGENT CARE, PLLC			1	100%	1
BROWNSVILLE ADULT AND PEDIATRIC CLINIC			1	100%	1
STEWART FLORIDA ALF, INC			1	100%	1
BAPTIST HOSPITAL FAMILY MEDICINE TIGER POINT			1	100%	1
CENTRAL FLORIDA HEALTH CARE, INC			1	100%	1
CUSTOM SCRIPTS PHARMACY		1			1
CARE STATION MEDICAL GROUP		1			1

COVID-19: testing by laboratory

Data through May 27, 2021 verified as of May 28, 2021 at 09:25 AM

Data in this report are provisional and subject to change.

The numbers in the table below represent the number of Florida and non-Florida residents for whom test results were received by the Department of Health. A person can be tested by more than one laboratory and can have both positive and negative results. **Therefore, the sum of the numbers in each column will be larger than the total number of people tested.**

Reporting lab	Inconclusive	Negative	Positive	Percent positive	Total
CHILTON MEDICAL CENTER		1			1
LIFEWORKS WELLNESS CENTER LLC		1			1
STERLING HOUSE OF PORT ORANGE		1			1
URGENT CARE MEDICAL CLINIC		1			1
CARENOW MURFREESBORO MEDICAL CENTER PK		1			1
Brookdale Southside			1	100%	1
Carrollton Manor Inc		1			1
BROOKDALE FORT MYERS LAKES PARK			1	100%	1
LAKE LURE HEALTH CENTER			1	100%	1
Keller Landing Center		1			1
Longwood Community Living Center		1			1
FAMILY MEDICINE AT KISSIMMEE		1			1
Kroger 57 - The Little Clinic Jay C Charlestown		1			1
BRISTOL CHILDRENS CLINIC			1	100%	1
Kroger - KRO03500568			1	100%	1
SOUTH COUNTY MEDICAL CENTER			1	100%	1
SOUTHEASTERN PATHOLOGY ASSOCIATES			1	100%	1
DAVIS, CASEY		1			1
KINGMAN REGIONAL MEDICAL CENTER			1	100%	1
Kroger 447 - The Little Clinic Lebanon		1			1
Vi at Aventura		1			1
MD NOW URGENT CARE			1	100%	1
VOLUSIA MEDICAL CENTER			1	100%	1
Kroger 825 - The Little Clinic Dorothy Lane		1			1
Big River Nursing and Rehab		1			1
CVS TX8990POCT HELOTES		1			1
VALUE DRUG STORES INC		1			1
CAPE CANAVERAL HOSP			1	100%	1
CVS M08595POCT RAYMORE		1			1
BAPTIST MINOR MEDICAL CENTER			1	100%	1
			1	100%	1
POMPANO BEACH ARTIFICIAL KIDNEY CENTER			1	100%	1
HYDE PARK MEDICAL CENTER		1			1
Urgent Care 24/7 Orlando LLC			1	100%	1
Chateau Girardeau			1	100%	1
COLUMBUS REGIONAL HOSPITAL			1	100%	1
UNITYPOINT HEALTH TRINITY			1	100%	1
WOMAN'S HOSPITAL OF TEXAS			1	100%	1
ROBERT TAYLOR COMMUNITY COMPLEX			1	100%	1
NHC HealthCare St. Charles		1			1
LABORATORIO BUENA SALUD			1	100%	1
ST LUKE LUTHERAN HOME		1			1
BUFFALO VAMC			1	100%	1
ADVANCED CARDIOVASCULAR DIAGNOSTICS OF FL			1	100%	1
NF Escambia, LLC DBA Olive BranchHealth and Rehabilitaion Center			1	100%	1
SUPERKIDS PEDIATRICS			1	100%	1

COVID-19: testing by laboratory

Data through May 27, 2021 verified as of May 28, 2021 at 09:25 AM

Data in this report are provisional and subject to change.

The numbers in the table below represent the number of Florida and non-Florida residents for whom test results were received by the Department of Health. A person can be tested by more than one laboratory and can have both positive and negative results. **Therefore, the sum of the numbers in each column will be larger than the total number of people tested.**

Reporting lab	Inconclusive	Negative	Positive	Percent positive	Total
ST JOHN'S HOME CARE			1	100%	1
COLLIER BLVD HMA PHYSICIANS MANAGEMENT LLC			1	100%	1
RAMBAM URGENT CARE			1	100%	1
SAN JOSE CLINIC		1			1
WATERTOWN URGENT CARE		1			1
COLUMBIA CREST CARE & RAHAB		1			1
Elderwood at Lockport		1			1
CENTRAL ALABAMA HEALTH CARE SYSTEM			1	100%	1
Kroger 907 - The Little Clinic Holland		1			1
ATHENA PLASTIC SURGERY		1			1
HEALTH CHOICES, PLLC		1			1
BLACKBERRY CENTER, THE		1			1
Linley Park Rehabilitation & Healthcare Center		1			1
BARNES HEALTH CARE SERVICES			1	100%	1
CLEVELAND CLINIC AKRON GENERAL			1	100%	1
PREMIER HEALTH CARE INC			1	100%	1
MCG HOSPITALS AND CLINICS			1	100%	1
Kroger 524 - The Little Clinic Iron Bridge Road		1			1
UNIVERSITY OF SOUTH FLORIDA			1	100%	1
SUMMIT LABORATORY			1	100%	1
Kroger 379 - The Little Clinic Stony Brook		1			1
VCU HEALTH SYSTEM AUTHORITY - MCV HOSPITALS			1	100%	1
EAST TENNESSEE STATE UNIVERSITY		1			1
HEALTHCARECLINICS			1	100%	1
OPCO LLC LEGACY NURSING AND REHABILITA		1			1
PREMISEHEALTH		1			1
MEDEXPRESS URGENT CARE - UNIONTOWN		1			1
CLEVELAND CLINIC FLORIDA LAB			1	100%	1
MOREHOUSE COLLEGE STUDENT HEALTH CENTE		1			1
Brookdale Richmond Place		1			1
HENRY FORD HOSPITAL			1	100%	1
WHITE WILSON MEDICAL CENTER NEPHROLOGY		1			1
CELEBRATION HOSPITAL			1	100%	1
Central Park Healthcare & Rehabilitation Center		1			1
SWEDISH EDMONDS LABORATORY			1	100%	1
ALPHA 1 ANTITRYPSIN RESEARCH PROGRAM			1	100%	1
BAYMEADOWS PEDIATRIC CARE		1			1
WOOD COUNTY HEALTH DEPARTMENT			1	100%	1
MT SINA1 HOSPICE			1	100%	1
Schenectady Center for Rehabilitation & Nursing		1			1
VA NCHCS - Mather Division		1			1
LEELANAU OPCO, LLC		1			1
DR AZIZ CLINIC			1	100%	1
EVERGREEN NURSING HOME		1			1
Isle Health and Rehabilitation Center			1	100%	1
BALLAD HEALTH MEDICAL ASSOCIATES URGENT CARE - JOHNSON CITY			1	100%	1

COVID-19: testing by laboratory

Data through May 27, 2021 verified as of May 28, 2021 at 09:25 AM

Data in this report are provisional and subject to change.

The numbers in the table below represent the number of Florida and non-Florida residents for whom test results were received by the Department of Health. A person can be tested by more than one laboratory and can have both positive and negative results. **Therefore, the sum of the numbers in each column will be larger than the total number of people tested.**

Reporting lab	Inconclusive	Negative	Positive	Percent positive	Total
THE CHRIST HOSPITAL			1	100%	1
BLOOD SYSTEMS LABORATORIES			1	100%	1
GOOD SAMARITAN SOCIETY-FOREST CITY		1			1
WEKIVA SPRINGS PEDIATRICS			1	100%	1
SACRED HEART HOSPITAL			1	100%	1
PALMETTO ARTIFICIAL KIDNEY CENTER			1	100%	1
COMMUNITY HOSPITALS INDIANAPOLIS			1	100%	1
Mercy Manor Transition Center			1	100%	1
ACCESS TOTAL CARE - PORTLAND			1	100%	1
JP MORGAN CHASE HEALTH SERVICES			1	100%	1
ASSOCIATES MD MEDICAL GROUP INC			1	100%	1
REGENTS PARK OF JACKSONVILLE			1	100%	1
Sherwood Oaks Health Center			1	100%	1
MEDOR/ACC SYNCHRONY			1	100%	1
AVERA HEART HOSPITAL OF SD			1	100%	1
FRANKLIN CBOC			1	100%	1
VA Tennessee Valley HCS-Nashville Campus			1	100%	1
Florence Home		1			1
MIAMI NORTH DIALYSIS			1	100%	1
HEALTH CARE SERVICES LC			1	100%	1
WELLSTREET-HOLCOMB BRIDGE ROAD		1			1
PROGENESIS INC			1	100%	1
Ravenwood Speciality Care		1			1
Valley View Health and Rehabilitation, LLC		1			1
Courtenay Springs Village			1	100%	1
TRAFALGAR DIALYSIS			1	100%	1
SUNSHINE PEDIATRICS OF LUTz			1	100%	1
USCG BASE MIAMI BEACH MEDICAL LAB		1			1
CURA LABORATORY SERVICES			1	100%	1
NORTHSIDE PEDIATRICS & ADOLESCENT MEDI		1			1
Dulles Health and Rehab Center		1			1
FASTMED - LAKEWAY			1	100%	1
SUMMERFIELD PAIN MANAGEMENT			1	100%	1
COMMUNITY HOSPITAL SOUTH			1	100%	1
Kroger 805 - The Little Clinic Lewis Center		1			1
ST MICHAEL'S ELITE MEDICAL HOSPITAL			1	100%	1
Manor Care Health Services- Wilmington			1	100%	1
LRGHEALTHCARE		1			1
SUPREME MEDICAL GROUP PLLC			1	100%	1
SUMMIT URGENT CARE LLC		1			1
5 STAR HOME HEALTH SERVICES INC		1			1
BOND & STEELE CLINIC PA D/B/A		1			1
NORTH FLORIDA FAMILY MEDICINE			1	100%	1
UNLIMITED MEDICAL SERVICES OF FL PL DBA		1			1
Kroger 838 - The Little Clinic Fairborn		1			1
ST VINCENTS OUTPATIENT IMAGING		1			1

COVID-19: testing by laboratory

Data through May 27, 2021 verified as of May 28, 2021 at 09:25 AM

Data in this report are provisional and subject to change.

The numbers in the table below represent the number of Florida and non-Florida residents for whom test results were received by the Department of Health. A person can be tested by more than one laboratory and can have both positive and negative results. **Therefore, the sum of the numbers in each column will be larger than the total number of people tested.**

Reporting lab	Inconclusive	Negative	Positive	Percent positive	Total
St. Mary's Care Center		1			1
BANNER ESTRELLA MEDICAL CENTER			1	100%	1
RED BUG LAKE ROAD OVIEDO COVID			1	100%	1
NORTHWEST COMMUNITY HOSPITAL LABORATORY			1	100%	1
UNC HOSPITALS			1	100%	1
FLORIDA MEDICAL CLINIC PA GI			1	100%	1
CareATC - Columbia College #58		1			1
DOCTORS AFTER HOURS URGENT CARE CENTER			1	100%	1
MID FLORIDA BIOLOGICALS			1	100%	1
Kroger 968 - The Little Clinic Colerain Township		1			1
LUMBERTON HOSPITAL			1	100%	1
BELLMORE PEDIATRICS		1			1
Moab Regional Hospital			1	100%	1
BETHESDA DIALYSIS			1	100%	1
GREATER MOBILE URGENT CARE			1	100%	1
Greencroft Goshen		1			1
LYSTER MAIN LAB, FT RUCKER		1			1
MEDICAL COLLEGE OF GEORGIA MEDICAL CENTER			1	100%	1
ODYSSEY HEALTH CARE OF MARION COUNTY LLC		1			1
US SEAFOODS F/T SEAFREEZE AMERICA		1			1
PIEDMONT QUICKCARE		1			1
HEALTHCARE AND REHAB OF SANFORD			1	100%	1
ST FRANCIS HOSPITAL LABORATORY		1			1
VIRTUA HEALTH AND REHABILITATION		1			1
MERRILL GARDENS AT CHAMPIONSGATE			1	100%	1
ATLANTA PLUS URGENT CARE, LLC			1	100%	1
KENT		1			1
HOSPITAL METROPOLITANO SAN GERMAN			1	100%	1
CARROLL UNIVERSITY STUDENT HEALTH CENTER		1			1
SUNCOAST PRIMARY CARE LLC			1	100%	1
Kroger 683 - The Little Clinic Foothills Plaza		1			1
Quince Nursing and Rehabilitation Center		1			1
VIP FAMILY PRACTICE			1	100%	1
ODESSA MEMORIAL HOSPITAL			1	100%	1
THE LITTLE CLINIC, LLC			1	100%	1
CORRY MEMORIAL HOSPITAL			1	100%	1
Indian Oaks Living Center		1			1
SYNERGENE LABORATORY			1	100%	1
BOLLES SCHOOL, THE			1	100%	1
INDIAN RIDGE		1			1
CVS NY2297002CV NEW YORK			1	100%	1
TITUS REGIONAL MEDICAL CENTER			1	100%	1
Kroger 670 - The Little Clinic Powell		1			1
SC-GA2018 SIMPSONVILLE REHABILITATION		1			1
Mason Health and Rehab		1			1
ATHENS LIMESTONE HOSPITAL		1			1

COVID-19: testing by laboratory

Data through May 27, 2021 verified as of May 28, 2021 at 09:25 AM

Data in this report are provisional and subject to change.

The numbers in the table below represent the number of Florida and non-Florida residents for whom test results were received by the Department of Health. A person can be tested by more than one laboratory and can have both positive and negative results. **Therefore, the sum of the numbers in each column will be larger than the total number of people tested.**

Reporting lab	Inconclusive	Negative	Positive	Percent positive	Total
TRITENN LLC		1			1
MARTIN MEM FAMILY CARE AT ST LUCIE W			1	100%	1
KISSIMMEE HOME TRAINING		1			1
Baypoint Healthcare Center			1	100%	1
MINNESOTA HERITAGE HOUSE		1			1
BRANKO D PEJIC MD FAMILY PRACTICE			1	100%	1
FOUNDATION LABORATORY			1	100%	1
PALMS WEST SURGICENTER		1			1
Indianspring of Oakley		1			1
SIGNATURE HEALTHCARE OF BUCKHEAD		1			1
STOPWATCH URGENT CARE			1	100%	1
DUKE UNIVERSITY MEDICAL CENTER			1	100%	1
ADVENTHEALTH MEDICAL GROUP FAMILY			1	100%	1
ASHLEY CLINICAL DIAGNOSTIC LABORATORY			1	100%	1
MT ST RITA HEALTH CENTRER		1			1
JUP Serology SubSection			1	100%	1
UHS BINGHAMTON GENERAL			1	100%	1
LAMARQUE DIALYSIS			1	100%	1
CERMAK HEALTH SERVICES			1	100%	1
ADVANCED RESEARCH AND DIAGNOSTIC LABORATORY UNIVERSITY OF MINNESOTA			1	100%	1
Kroger 395 - The Little Clinic Blanchester		1			1
NSPIRE HEALTHCARE PLANTATION			1	100%	1
Maplewood of Cheshire County		1			1
WVU MEDICINE - WESTON			1	100%	1
SKYRIDGE CLINICAL ASSOCIATES		1			1
AFFINITY WALK-IN CLINIC			1	100%	1
Kingsway Arms Nursing Center		1			1
PALMETTO PRIMARY CARE PHYSICIANS			1	100%	1
ST JUDE CARE CENTER		1			1
CARENOW-MONTGOMERY			1	100%	1
NATIONAL INSTITUTES OF HEALTH CLINICAL CENTER			1	100%	1
ODESSA CLINIC			1	100%	1
WINCHESTER URGENT CARE, PC		1			1
WESLEY MEDICAL CENTER			1	100%	1
ELLIOT HOSPITAL			1	100%	1
FAMILY AND INTERNAL MEDICINE ASSOCIATES		1			1
CORONA CONCIERGE, LLC		1			1
HALEYVILLE HEALTH CARE CENTER		1			1
COMMUNITY MEDICAL CENTER-ORANGE CITY		1			1
WALGREENS # 11165		1			1
AUGUSTA UNIVERSITY MEDICAL CENTER			1	100%	1
TEVAPHARM			1	100%	1
STEPHEN G NELSON MD PA			1	100%	1
Samaritan Keep Home		1			1
FOCUSED CARE AT ALLENBROOK		1			1
GENESIS CARE USA OF FLORIDA, LLC			1	100%	1

COVID-19: testing by laboratory

Data through May 27, 2021 verified as of May 28, 2021 at 09:25 AM

Data in this report are provisional and subject to change.

The numbers in the table below represent the number of Florida and non-Florida residents for whom test results were received by the Department of Health. A person can be tested by more than one laboratory and can have both positive and negative results. **Therefore, the sum of the numbers in each column will be larger than the total number of people tested.**

Reporting lab	Inconclusive	Negative	Positive	Percent positive	Total
CAREMOUNT MEDICAL PC-CARMEL		1			1
ROSE HAVEN NURSING CENTER		1			1
Livingston County Center for Nursing and Rehabilitation		1			1
RAYMOND F CARON MD			1	100%	1
GIBSON AREA PRIMARY CARE			1	100%	1
PEDIATRIC PARTNERS			1	100%	1
COUPEVILLE SCHOOL DISTRICT #204		1			1
ADVENTHEALTH MEDICAL GROUP PULMONOLOGY AT		1			1
BRETON REHABILITATION & LIVING CENTRE		1			1
BEAUMONT REFERENCE LABORATORY			1	100%	1
Walgreens #19992		1			1
1ST CALL PRIMARY CARE LLC			1	100%	1
FORT HUDSON NURSING CENTER		1			1
Diversicare of Smyrna		1			1
EUROFINS VIRACOR			1	100%	1
Niles Nursing and Rehab. Center		1			1
CAREWELL 203			1	100%	1
Oregon Veterans Home The Dalles		1			1
ADVANCED CARDIOVASCULAR DIAGNOSTICS PL		1			1
GLEN EAGLE HELATHCARE & REHAB		1			1
PHYSICIANS PREMIER ER- CENTRAL AUSTIN			1	100%	1
HEARTLAND OF MARIETTA OH LLC DBA		1			1
HEART 2 HEART FAMILY PRACTICE			1	100%	1
Manassas Health & Rehab			1	100%	1
URGENT CARE NORTHWEST		1			1
Walgreens #11724		1			1
UCH LAB			1	100%	1
MEDICAL CENTER AFFILIATES PALM SPRINGS			1	100%	1
Heartland of Perrysburg		1			1
RIVERSIDE MEDICAL CENTER		1			1
FLAGLER PROFESSIONAL HEALTH CARE SERVICES INC		1			1
Lemont Nursing and Rehab Center			1	100%	1
MODMD, A PROFESSIONAL CORPORATION		1			1
ALTAMONTE MEDICAL ASSOCIATES PA			1	100%	1
Imperial Healthcare Centre			1	100%	1
WATERMAN VILLAGE HOME CARE			1	100%	1
NAVARRO MEDICAL CENTERS LLC			1	100%	1
PARKVIEW REGIONAL MEDICAL CENTER			1	100%	1
SHARP CHULA VISTA MEDICAL CENTER			1	100%	1
PENSACOLA PRIMARY CARE INC		1			1
Community Compassion Center of Batesville			1	100%	1
MEDEXPRESS URGENT CARE-MEADVILLE			1	100%	1
Falmouth By The Sea			1	100%	1
Hempfield Manor		1			1
Avon Health Center		1			1
DILELLA			1	100%	1

COVID-19: testing by laboratory

Data through May 27, 2021 verified as of May 28, 2021 at 09:25 AM

Data in this report are provisional and subject to change.

The numbers in the table below represent the number of Florida and non-Florida residents for whom test results were received by the Department of Health. A person can be tested by more than one laboratory and can have both positive and negative results. **Therefore, the sum of the numbers in each column will be larger than the total number of people tested.**

Reporting lab	Inconclusive	Negative	Positive	Percent positive	Total
VA ST LOUIS HEALTH CARE SYSTEM			1	100%	1
BROOKSHIRE, THE			1	100%	1
SANFORD LABORATORIES WATERTOWN			1	100%	1
SUNCOAST RESEARCH GROUP LLC			1	100%	1
SIPERSTEIN DERMATOLOGY LLC			1	100%	1
441 URGENT CARE CENTER - BROWNWOOD			1	100%	1
NORTHCREST PHYSICIAN SERVICES INC		1			1
Bridgeway Care and Rehabilitation Center		1			1
BETHESDA ON TURKEY CREEK			1	100%	1
SEARHC HAINES MEDICAL CLINIC		1			1
HOUSTON DEPARTMENT OF HEALTH AND HUMAN SERVICES			1	100%	1
Avera Sr. James Care Center		1			1
WINTER PARK MEMORIAL HOSPITAL LABORATORY		1			1
Brynwood Health & Rehabilitation Center			1	100%	1
TANGLEWOOD MANOR		1			1
COLER REHABILITATION AND NURSING CARE		1			1
Towne Manor East		1			1
Lakeview Care Center			1	100%	1
CYPRESS CREEK OUTPATIENT SURGICAL CTR, LLC			1	100%	1
Kroger 83 - The Little Clinic Rock Road		1			1
CAREAGE PLASTIC SURGERY			1	100%	1
LEXINGTON HOSPITAL CORPORATION			1	100%	1
SHAH			1	100%	1
Chatsworth Health Care		1			1
HHCS PHARMACY INC			1	100%	1
NORTHSIDE HOSPITAL GWINNETT		1			1
WEST COAST CLINICAL LABS INC			1	100%	1
FLAGLER CARE CENTER			1	100%	1
CONWAY - SHERWOOD URGENT CARE			1	100%	1
PRO-GENEX LABORATORIES			1	100%	1
AUGUSTA HEALTH CLINICAL LABORATORY			1	100%	1
LAURELS OF NORWORTH		1			1
Kroger 410 - The Little Clinic Trinity		1			1
WELLSTAR KENNESAW MEDICAL CENTER		1			1
SEPULVEDA OUTPATIENT AND NURSING HOME CARE			1	100%	1
AUBURNDALE DOCTOR TODAY			1	100%	1
MEMORIAL HOSPITAL MIRAMAR WAIVED TESTING			1	100%	1
RANDOLPH-MACON COLLEGE			1	100%	1
EAST TEXAS FAMILY MEDICINE PA			1	100%	1
BEAUMONT HOSPITAL, GROSSE POINTE			1	100%	1
PM PEDIATRICS OF BAYSIDE PLLC - STATEN		1			1
Redwood Springs Healthcare			1	100%	1
FELD ENTERTAINMENT			1	100%	1
ADVANCED URGENT CARE PLLC		1			1
SOUTHVIEW MEDICAL GROUP PC			1	100%	1
CENTRAL FLORIDA HOSPITALIST			1	100%	1

COVID-19: testing by laboratory

Data through May 27, 2021 verified as of May 28, 2021 at 09:25 AM

Data in this report are provisional and subject to change.

The numbers in the table below represent the number of Florida and non-Florida residents for whom test results were received by the Department of Health. A person can be tested by more than one laboratory and can have both positive and negative results. **Therefore, the sum of the numbers in each column will be larger than the total number of people tested.**

Reporting lab	Inconclusive	Negative	Positive	Percent positive	Total
UT MD ANDERSON CANCER CENTER-TUMOR MARKER LAB			1	100%	1
CAPITAL DISTRICT PSYCHIATRIC CENTER		1			1
GREATER MIAMI DIALYSIS			1	100%	1
FLORIDA HOSPITAL ORMOND BEACH			1	100%	1
METROWEST MEDICAL CENTER - FRAMINGHAM			1	100%	1
UNITED HOSPITAL CENTER LABORATORY			1	100%	1
LAKELAND REGIONAL HEALTH AUBURNDALE		1			1
MOBILE MEDICAL CLINIC			1	100%	1
COVENANT HOSPITAL HOBBS D/B/A COVENANT		1			1
NOVANT HEALTH GOHEALTH URGENT CARE			1	100%	1
SHANDSCAIR FLIGHT PROGRAM			1	100%	1
RICHMOND MEDICAL CENTER FOR WOMEN		1			1
SAINT LEO UNIVERSITY INCORPORATED			1	100%	1
TENNOVA HEALTHCARE - CLEVELAND			1	100%	1
RESOURCE PATH LLC			1	100%	1
CVS / PHARMACY #10794			1	100%	1
THE MEDICAL CENTER AT BOWLING GREEN			1	100%	1
UNIVERSITY OF IOWA HOSPITALS & CLINICS			1	100%	1
MAYO CLINICAL LABORATORIES		1			1
MEMORIAL HERMANN KATY HOSPITAL			1	100%	1
WEST VALLEY MEDICAL CENTER		1			1
Royal Palm Beach Health and Rehab Center			1	100%	1
CHI MEMORIAL HOSPITAL CHATTANOOGA			1	100%	1
FLORIDA FAMILY LABORATORY		1			1
NEMOUR'S CHILDREN'S CLINIC			1	100%	1
OAK HAVEN REHAB AND NURSING CENTER			1	100%	1
North Campus Annex			1	100%	1
FAMILY PHYSICIANS OF WINTER PARK, INC			1	100%	1
CITYDOC URGENT CARE			1	100%	1
Fairhope		1			1
Willowbrooke Court at Normandy Farms Estates		1			1
Manor Care Health Services			1	100%	1
MAYO CLINIC OUTPATIENT DIALYSIS CENTER			1	100%	1
MCLEOD MEMORIAL HOSPITAL CLARENDON			1	100%	1
C V S / PHARMACY #833		1			1
OPTI MED PHARMACY		1			1
ST LUKES HOSPITAL LAB			1	100%	1
Kroger 49 - The Little Clinic Wichita - 21st St.			1	100%	1
LABTEST LLC LABTEST DIAGNOSTICS			1	100%	1
MIL LAKE HEALTHCARE CENTER INC PEDIATRICS			1	100%	1
LIFE CARE CENTER OF GWINNETT		1			1
PHI LIFE SCIENCES			1	100%	1
NORTH PALM CHIDRENS PHYSICIANS			1	100%	1
HUGH CHATHAM FAMILY MEDICINE INDEPENDENCE		1			1
SHANNON CLARK OD, PA			1	100%	1
Princeton Place			1	100%	1

COVID-19: testing by laboratory

Data through May 27, 2021 verified as of May 28, 2021 at 09:25 AM

Data in this report are provisional and subject to change.

The numbers in the table below represent the number of Florida and non-Florida residents for whom test results were received by the Department of Health. A person can be tested by more than one laboratory and can have both positive and negative results. **Therefore, the sum of the numbers in each column will be larger than the total number of people tested.**

Reporting lab	Inconclusive	Negative	Positive	Percent positive	Total
NORTH SHORE HEMATOLOGY-ONCOLOGY ASSOCIATES PC		1			1
VELOCITY CARE URGENT CARE BY CARILION CLINIC			1	100%	1
COUNTRYSIDE PEDIATRIC CARE PA			1	100%	1
HARRIS COUNTY PUBLIC HEALTH SERVICES			1	100%	1
ASCENSION ST VINCENT'S - WESTSIDE			1	100%	1
PALM SPRINGS GENERAL HOSPITAL			1	100%	1
NORTH PALM BEACH DIALYSIS CENTER			1	100%	1
SOUTHERN WINDS			1	100%	1
CORPUS CHRISTI MEDICAL CENTER			1	100%	1
EMBASSY LAKES ARTIFICIAL KIDNEY CENTER			1	100%	1
WAUCONDA CARE		1			1
ADVENTHEALTH MEDICAL GROUP CARDIOLOGY			1	100%	1
PUTNAM CO HOSPITAL-D/B/A ASBURY TOWERS		1			1
Parkview Care Center			1	100%	1
SOLARIS HEALTHCARE PLANT CITY		1			1
CARESTAT HOSPICE SERVICES			1	100%	1
SHARP GROSSMONT HOSPITAL LABORATORY			1	100%	1
MEDICAL CITY NORTH HILLS			1	100%	1
PRISMA HEALTH TUOMEY LABORATORY			1	100%	1
Alden Lincoln Park			1	100%	1
TITUSVILLE REHABILITATION AND NURSING CENTER		1			1
STORMONT VAIL HOSPITAL			1	100%	1
Kroger 767 - The Little Clinic Beaumont		1			1
LAKELAND MEDICAL CENTER			1	100%	1
HEALTH AND HOPE CLINIC INC			1	100%	1
FAMILY FIRST WELLNESS		1			1
SIGNATURE HEALTHCARE BROCKTON HOSPITAL			1	100%	1
Pelican Health Norfolk			1	100%	1
THEDACARE FAMILY MEDICINE GATEWAY			1	100%	1
ST ROSE DOMINICAN HOSPITAL LAB-ROSE DE LIMA CAMPUS			1	100%	1
BRADENTON EAST INTEGRATIVE MEDICINE			1	100%	1
USF PHYSICIANS GROUP			1	100%	1
ASHLEY PEDIATRICS DAY AND NIGHT CLINIC			1	100%	1
THE EMORY CLINIC AT DELTA-TOC			1	100%	1
SCRIPPS MEDICAL LABORATORY- JEFFERSON			1	100%	1
WEST PALM BEACH PHARMACEUTICALS LLC			1	100%	1
ACCESS FAMILY CARE LLC			1	100%	1
ALIMETRIX INC		1			1
MANHATTAN EYE EAR AND THROAT HOSPITAL		1			1
BRONSON METHODIST HOSPITAL			1	100%	1
FAMILY INTERNAL MEDICINE OF CLERMONT			1	100%	1
BMC MAYPORT			1	100%	1
Brakeley Park Center		1			1
FLAGLER MEDICAL ASSOCIATES PA			1	100%	1
SANTA MONICA CA-UCLA MC			1	100%	1
BROWNS HOUSE ASSISTED LIVING FACILITY LLC		1			1

COVID-19: testing by laboratory

Data through May 27, 2021 verified as of May 28, 2021 at 09:25 AM

Data in this report are provisional and subject to change.

The numbers in the table below represent the number of Florida and non-Florida residents for whom test results were received by the Department of Health. A person can be tested by more than one laboratory and can have both positive and negative results. **Therefore, the sum of the numbers in each column will be larger than the total number of people tested.**

Reporting lab	Inconclusive	Negative	Positive	Percent positive	Total
TRUCARE LIVING CENTERS - SELMA			1	100%	1
SOUTHWESTERN VERMONT MEDICAL CENTER			1	100%	1
PENSACOLA PATHOLOGY		1			1
CHILDRENS SPECIALIST PEDIATRIC PULMMOLOGY &			1	100%	1
ST JOHN'S MEDICAL CENTER, TETON VILLAGE			1	100%	1
TANNER CLINIC			1	100%	1
HALIFAX HEALTH PRIMARY CARE			1	100%	1
MD TOX LABORATORY			1	100%	1
HERITAGE HEALTHCARE CENTER AT TALLAHASSEE			1	100%	1
CHEYENNE REGIONAL MEDICAL CENTER LABORATORY			1	100%	1
Alden North Shore			1	100%	1
FLORIDA CLINICAL LABORATORY INC DBA			1	100%	1
PAMC MICRO LAB			1	100%	1
AMERICAN DRUG TESTING LAB LLC			1	100%	1
CARENOW MIDTOWN			1	100%	1
SANFORD CLINIC 32ND AND ELLIS LABORATORY		1			1
BLUFFTON HEALTH CENTER			1	100%	1
RELIANCE HOME HEALTH CARE INC		1			1
COMMUNITY MEDICAL CARE			1	100%	1
PARK AVENUE DERMATOLOGY NORTH			1	100%	1
Troy Center for Rehabilitation & Nursing		1			1
SAINT AGNES MEDICAL CENTER			1	100%	1
SCRIPTS PLUS INC DBA THE MEDICINE SHOP		1			1
CASS LAKE PHS INDIAN HOSPITAL		1			1
TRAVIS LEE THOMPSON MD			1	100%	1
RCP OF MEMORIAL WEST			1	100%	1
COMMONWEALTH OF VIRGINIA DIVISION OF CONSOLIDATED LABORATORY SERVICES			1	100%	1
BAXTER REGIONAL MEDICAL CENTER			1	100%	1
DAYTON CHILDRENS HOSPITAL LAB			1	100%	1
Mission Arch Center		1			1
NULL			1	100%	1
WAYNE COUNTY PUBLIC HEALTH		1			1
GATEWAY LABORATORIES		1			1
CRESTVIEW MED CLIN LAB			1	100%	1
MCR HEALTH VENICE PEDIATRICS			1	100%	1
RED HOOK FAMILY PRACTICE		1			1
GREYSTONE HOME HEALTH OF GREATER ORLANDO LLC		1			1
CAREATC - WISCONSIN PIPE-FITTERS			1	100%	1
TWIN			1	100%	1
ARNOLD PALMER HOSPITAL LAB POCT		1			1
BASCOM PALMER-MICRO LAB			1	100%	1
Metairie Healthcare Center			1	100%	1
SUNRISE HOSPITAL & MEDICAL CENTER-POC TESTING LAB			1	100%	1
BAYSTATE REFERENCE LABORATORY			1	100%	1
INHEALTH LIFE SCIENCES LLC			1	100%	1
CHILDREN'S CLINIC			1	100%	1

COVID-19: testing by laboratory

Data through May 27, 2021 verified as of May 28, 2021 at 09:25 AM

Data in this report are provisional and subject to change.

The numbers in the table below represent the number of Florida and non-Florida residents for whom test results were received by the Department of Health. A person can be tested by more than one laboratory and can have both positive and negative results. **Therefore, the sum of the numbers in each column will be larger than the total number of people tested.**

Reporting lab	Inconclusive	Negative	Positive	Percent positive	Total
FRESENIUS KIDNEY CARE OF CLERMONT WEST			1	100%	1
PATHLAB SERVICES			1	100%	1
KIDSVILLE PEDIATRICS III PA			1	100%	1
LANCASHIRE HALL NURSING AND REHABILITATION CENTER		1			1
PLEASANT RIDGE MANOR WEST		1			1
VERIFY LABS			1	100%	1
EMERGENCY CARE SERVICES LAB AT JFK MEDICAL CENTER			1	100%	1
ACCESS HEALTH CARE PHYSICIANS, LLC		1			1
SEASONS HOSPICE AND PALLIATIVE CARE OF			1	100%	1
PANCARE HEALTH - NORTHSIDE ELEMENTARY			1	100%	1
ANSWERS RESOURCE FACILITY		1			1
Grangeville Health and Rehab		1			1
777 URGENT CARE			1	100%	1
CARENOW URGENT CARE-MURFREESBORO			1	100%	1
SEMA4			1	100%	1
MCKENZIE COUNTY HEALTHCARE SYSTEMS LABORATORY			1	100%	1
WALGREENS #01398			1	100%	1
BRAZORIA COUNTY EMERGENCY SERVICES DISTRICT #3			1	100%	1
Encompass Rehab Hospital of Dothan		1			1
ST GERARD'S COMMUNITY OF CARE		1			1
AMALIA'S COMMUNITY CLINIC, CORP			1	100%	1
BEST CARE COMMUNITY AND FAMILY HEALTH CENTER INC			1	100%	1
Eagle Point Health Care Center		1			1
MID-FLORIDA CANCER CENTERS		1			1
DIGNITY HEALTH GOHEALTH		1			1
CVS IL2297652CV CHICAGO		1			1
Maple Lane Nursing Home		1			1
JACK M MATHENY II MD			1	100%	1
SONORAN DESERT PATHOLOGY			1	100%	1
CVS TN6394POCT BRENTWOOD		1			1
ORDRS, INC.			1	100%	1
RIVERSIDE PEDIATRIC GROUP, INC		1			1
BATESVILLE - SHERWOOD URGENT CARE			1	100%	1
Calhoun County Medical Care Facility		1			1
POETS WALK SARASOTA			1	100%	1
PHYSICIANS PREMIER ER- BASTROP			1	100%	1
WALGREENS #09456		1			1
AUGUSTA HEALTH SD			1	100%	1
CVS MA6466POCT SWANSEA		1			1
VIRGINIA UROLOGY		1			1
INTERNAL MEDICINE ASSOCIATES		1			1
SHP WESTCHESTER LLC		1			1
OAKWOOD HOSPITAL - DEARBORN LAB			1	100%	1
FREEPORT ER DOX URGENT CARE		1			1
APPLECARE URGENT CARE JESUP			1	100%	1
BLAKE AT PENSACOLA OPERATION CO, LLC, THE			1	100%	1

COVID-19: testing by laboratory

Data through May 27, 2021 verified as of May 28, 2021 at 09:25 AM

Data in this report are provisional and subject to change.

The numbers in the table below represent the number of Florida and non-Florida residents for whom test results were received by the Department of Health. A person can be tested by more than one laboratory and can have both positive and negative results. **Therefore, the sum of the numbers in each column will be larger than the total number of people tested.**

Reporting lab	Inconclusive	Negative	Positive	Percent positive	Total
INTERNAL MEDICINE GROUP OF CENTRAL FLORIDA			1	100%	1
Acts Manor House		1			1
BAPTIST EMERGENCY HOSPITAL - KELLY			1	100%	1
Kroger 894 - The Little Clinic NEC		1			1
COVE AT THE MARBELLA,THE			1	100%	1
UABC			1	100%	1
HEALTHPARTNERS HUDSON CLINIC			1	100%	1
PATIENT FIRST - VOORHEES		1			1
STONECREST MEDICAL CENTER		1			1
METRO HEALTH HOSPITAL LABORATORY		1			1
WALGREENS #10308		1			1
ELKTON TRANSITIONAL CARE CENTER		1			1
CVS AZ69POCT PEORIA		1			1
DSI LABORATORIES-NAPLES-7TH			1	100%	1
SACRED HEART MEDICAL CENTER			1	100%	1
SUNRISE CLINIC SANTA ROSA		1			1
PEDIATRIC ASSOC OF JACKSONVILLE PA			1	100%	1
FAIRFAX COUNTY HEALTH DEPT LABORATORY			1	100%	1
SANTA ROSA PEDIATRICS			1	100%	1
STUDENT HEALTH CENTER			1	100%	1
BANNER UNIVERSITY MEDICAL CENTER			1	100%	1
GATEWAY FAMILY HEALTH CLINIC			1	100%	1
UT HEALTH RIO GRANDE VALLEY SPECIALTY PEDIATRICS			1	100%	1
WELLSTREET - AUSTELL		1			1
Scepter Rehab and Health care		1			1
LEHIGH PULMONARY ASSOCIATES			1	100%	1
PRIMEX CLINICAL LABORATORIES INC			1	100%	1
LOWER KEYS COMMUNITY HEALTH CENTER			1	100%	1
FAMILY MEDICAL CENTER		1			1
NATIONS TOBIN RECREATION CENTER			1	100%	1
LAKEWOOD RANCH MEDICAL GROUP LLC			1	100%	1
TRUECARE24			1	100%	1
DODGE COUNTY HOSPITAL LABORATORY		1			1
CARENOW URGENT CARE - ANTIOCH		1			1
WALGREENS_CHICAGO		1			1
UFHEALTH			1	100%	1
MOUNT SINAI COMPREHENSIVE CANCER CENTER			1	100%	1
AMERICAN MEDICAL RESPONSE - FARMER BRA		1			1
Eden Meadows		1			1
Carington Park			1	100%	1
BONNER GENERAL HOSPITAL		1			1
SS VASCULAR			1	100%	1
Ohman Family Living at Holly Assisted Living		1			1
SUREPOINT URGENT CARE PADRE ISLAND			1	100%	1
DR BAWA AND ASSOCIATES			1	100%	1
BETTERMED URGENT CARE-SHORT PUMP		1			1

COVID-19: testing by laboratory

Data through May 27, 2021 verified as of May 28, 2021 at 09:25 AM

Data in this report are provisional and subject to change.

The numbers in the table below represent the number of Florida and non-Florida residents for whom test results were received by the Department of Health. A person can be tested by more than one laboratory and can have both positive and negative results. **Therefore, the sum of the numbers in each column will be larger than the total number of people tested.**

Reporting lab	Inconclusive	Negative	Positive	Percent positive	Total
Kroger 465 - The Little Clinic Oakley		1			1
ST. MARY MEDICAL CENTER		1			1
Manor Care Health Care Services - Williamsport North		1			1
AUTUMN CARE OF STATESVILLE, LLC		1			1
DIXIE REGIONAL MEDICAL CENTER			1	100%	1
MEDSTAT WARSAW			1	100%	1
CARE ATC INC			1	100%	1
LAKE TRAVIS EMERGENCY HOSPITAL			1	100%	1
Waters of Covington		1			1
WORKCARE, INC GLOBALFOUNDRIES			1	100%	1
Encompass Health Littleton		1			1
BRIGHAM YOUNG UNIV STUDENT HEALTH CTR			1	100%	1
HONEY BROOK MED INVESTORS LTD/DBA		1			1
MARTIN MEMORIAL MEDICENTER			1	100%	1
OKLAHOMA BLOOD INSTITUTE			1	100%	1
MEDICAL CENTER			1	100%	1
PRIORITY CARE LLC			1	100%	1
Kroger 419 - The Little Clinic Farmington/Exeter		1			1
ST CATHERINE HOSPITAL LABORATORY			1	100%	1
ANCHOR DIRECT PRIMARY CARE LLC		1			1
DOCTORS CHOICE HOME CARE INC			1	100%	1
Ramsey Village		1			1
ANMED HEALTH MEDICAL CENTER			1	100%	1
MISSION HOSPITAL			1	100%	1
KETAMINE HEALTH CENTERS OF WEST PALM BEACH LLC		1			1
MERITER LABORATORIES			1	100%	1
CAPE CORAL HOSPITAL NURSING			1	100%	1
SANTA YNEZ VALLEY COTTAGE HOSP CL LAB			1	100%	1
WESTCOAST FAMILY PRACTICE		1			1
NHC Chattanooga			1	100%	1
CENTRAL CAROLINA HOSPITAL			1	100%	1
2504-HOMEWOOD		1			1
Salem Hills Rehabilitation and Nursing Center		1			1
RIVIERA BEACH HEALTH CENTER LAB			1	100%	1
Hawthorne House		1			1
WEST CARVER MEDICAL ASSOCIATES		1			1
WMC HEALTH GROUP INC			1	100%	1
DOCTORS HEARING			1	100%	1
NEW HORIZON PRIMARY CARE LLC			1	100%	1
WALK IN FAMILY MEDICINE CENTER			1	100%	1
LABTECH DIAGNOSTICS			1	100%	1
CVS HEALTH FL403109POCT			1	100%	1
WALGREENS #12322		1			1
WELLSTREET BUCKHEAD NORTH		1			1
TREASURE COAST COMMUNITY HEALTH INC			1	100%	1
St. Patrick's Manor		1			1

COVID-19: testing by laboratory

Data through May 27, 2021 verified as of May 28, 2021 at 09:25 AM

Data in this report are provisional and subject to change.

The numbers in the table below represent the number of Florida and non-Florida residents for whom test results were received by the Department of Health. A person can be tested by more than one laboratory and can have both positive and negative results. **Therefore, the sum of the numbers in each column will be larger than the total number of people tested.**

Reporting lab	Inconclusive	Negative	Positive	Percent positive	Total
ST. PETERSBURG PEDIATRICS-SEMINOLE			1	100%	1
PALACE CARE AND REHAB		1			1
NEXTCARE POWER			1	100%	1
DONALSONVILLE HOSPITAL			1	100%	1
TARRYTOWN PHARMACY			1	100%	1
LAKE MARY OPTUM FLORIDA			1	100%	1
MALUHIA		1			1
Sarah A. Todd Memorial Home		1			1
Trucare Living Centers - Columbus		1			1
MARION GENERAL HOSPITAL			1	100%	1
ELEMENTS PHARMACY			1	100%	1
Eddy Memorial Geriatric Center		1			1
TUNIS STREET GROUP HOME		1			1
NEW VISION MEDICAL LABORATORIES			1	100%	1
USA Healthcare LTC, LLC - Folsom Center for Rehabilitation & Healthca		1			1
Lopatcong Center		1			1
CONCIERGE IV NUTRITION			1	100%	1
DISCOVERY GENOMICS		1			1
RAPID CITY REGIONAL HOSPITAL -579 ATTN. LABORATORY		1			1
BMC/NASSAU			1	100%	1
PHYSICIANS ASSOCIATES			1	100%	1
ACCESS TOTAL CARE			1	100%	1
CLINICAL PATHOLOGY LABORATORIES SOUTHEAST INC			1	100%	1
SPECIALTY MOLECULAR - DENVER			1	100%	1
Ideal Senior Living Center		1			1
LIFECARE MEDICAL CENTER			1	100%	1
BROCK HUGHES MEDICAL CENTER			1	100%	1
SUMMERLIN MEDICAL CENTRE			1	100%	1
PROVIDENCE ST. PATRICK HOSPITAL			1	100%	1
MEDTOWN PHARMACY			1	100%	1
EDGAR PRICE FAMILY & CHILDREN HEALTHCARE CENTER			1	100%	1
Charlie Norwood VAMC		1			1
FAIRHAVEN		1			1
FAWCETT MEMORIAL HOSPITAL NURSING			1	100%	1
INTEGRIS SEMINOLE EMERGENCY DEPT			1	100%	1
CVS OH5458POCT GROVE CITY		1			1
ULTIMATE ANALYSIS LABORATORY			1	100%	1
VISTA DEL SOL MED ASSOC		1			1
Bivins Pointe			1	100%	1
El Paso Health Care Center			1	100%	1
OPTIMAL MEDICINE INC		1			1
DEACONESS URGENT CARE CENTER			1	100%	1
RECOVERY BAY, LLC			1	100%	1
SMC MEDICAL CENTER, INC			1	100%	1
ABBOTT LABORATORIES - OCCUPATIONAL HEALTH SERVICES			1	100%	1
PHYSICIANS PRIMARY CARE LEHIGH PEDS			1	100%	1

COVID-19: testing by laboratory

Data through May 27, 2021 verified as of May 28, 2021 at 09:25 AM

Data in this report are provisional and subject to change.

The numbers in the table below represent the number of Florida and non-Florida residents for whom test results were received by the Department of Health. A person can be tested by more than one laboratory and can have both positive and negative results. **Therefore, the sum of the numbers in each column will be larger than the total number of people tested.**

Reporting lab	Inconclusive	Negative	Positive	Percent positive	Total
EASTSIDE MEDICAL CLINIC		1			1
CORDOVA FAMILY PRACTICE			1	100%	1
Walgreens #11854			1	100%	1
UNIVERSITY OF FLORIDA			1	100%	1
WELLSNOW URGENT CARE-OSWEGO			1	100%	1
CARRINGTON, LLC D/B/A THE CARRINGTON		1			1
EXCEPTIONAL EMERGENCY CENTER			1	100%	1
CVS AZ3264POCT PHOENIX			1	100%	1
BAPTIST HEALTH EXPRESS CARE			1	100%	1
NEWARK WAYNE		1			1
THE NEW JEWISH HOME		1			1
LAKEVIEW REGIONAL HOSPITAL			1	100%	1
GUIDEWELL SANITAS			1	100%	1
CHC SOUTHWEST FLORIDA LAB-LIVE			1	100%	1
DOMINION DIAGNOSTICS			1	100%	1
SPACE COAST COMMUNITY PHARMACY			1	100%	1
KIDS HEALTH ALLIANCE PA			1	100%	1
ACUPATH LABORATORIES INC			1	100%	1
ALLIANCE MD DIRECT PRIMARY CARE			1	100%	1
MEDICAL SPECIALISTS OF THE PALM BEACHES INC			1	100%	1
QUICK FAMILY URGENT CARE LLC			1	100%	1
BRUNSWICK HEALTH AND REHABILITATION CE		1			1
Kroger 670 - The Little Clinic Dawson Forest Rd & Hwy 19		1			1
WALGREENS #09657		1			1
LAKESIDE MEDICAL CENTER		1			1
Springdale Village		1			1
Kroger 347 - The Little Clinic Tates Creek		1			1
MARTINSVILLE HEALTH AND REHAB			1	100%	1
HALIFAX HEALTH LAB			1	100%	1
GALESBURG COTTAGE HOSPITAL LABORATORY			1	100%	1
SPEARE MEMORIAL HOSPITAL			1	100%	1
INTERMOUNTAIN HEALTHCARE LABORATORY SERVICES			1	100%	1
Christian Park Village		1			1
Lenbrook		1			1
EKVAHCS Colmery-Oneil VAMC		1			1
CHILDREN'S HOSPITAL OF CHICAGO			1	100%	1
ORMOND BEACH DIALYSIS			1	100%	1
IVAN, MAYA			1	100%	1
LAKE COMMUNITY ACTION AGENCY		1			1
NASONCARE LLC			1	100%	1
PUBLIX PHARMACY #1122		1			1
EC OPCO GROSSMONT GARDENS, LP			1	100%	1
Alexandria Place		1			1
ENCOMPASS HEALTH REHAB HOSP NEW ENGLAND		1			1
MY URGENT CARE CLINIC			1	100%	1
MEDCARE-GARNERS FERRY			1	100%	1

COVID-19: testing by laboratory

Data through May 27, 2021 verified as of May 28, 2021 at 09:25 AM

Data in this report are provisional and subject to change.

The numbers in the table below represent the number of Florida and non-Florida residents for whom test results were received by the Department of Health. A person can be tested by more than one laboratory and can have both positive and negative results. **Therefore, the sum of the numbers in each column will be larger than the total number of people tested.**

Reporting lab	Inconclusive	Negative	Positive	Percent positive	Total
PATIENT FIRST - NEWTOWN ROAD			1	100%	1
Baptist Heath Care Center		1			1
NORTHERN LIGHT CHARLES A DEAN HOSPITAL			1	100%	1
PARK AVENUE MEDICAL PROFESSIONALS		1			1
MAGGY PHARMACY INC		1			1
CENTRAL FLORIDA MEDICAL CARE			1	100%	1
PIONEER CLINICAL RESEARCH LLC			1	100%	1
HENRICO DOCTOR'S LABORATORY			1	100%	1
CROSS CREEK HEALTH CARE		1			1
HAWAII DEPARTMENT OF HEALTH LAB			1	100%	1
Elderwood at Williamsville		1			1
CAROMONT HEALTH			1	100%	1
Total	109,583	21,001,615	3,007,117	12%	24,118,315