

COVID-19: summary of cases and monitoring

Data through Feb 1, 2021 verified as of Feb 2, 2021 at 09:25 AM

Data in this report are provisional and subject to change.

Cases: people with positive PCR or antigen test result		Cases: people with positive PCR or antigen test result	
Total cases		Risk factors for Florida residents	
Florida residents	1,705,632	Traveled	13,885
Non-Florida residents	32,008	Contact with a known case	640,823
Type of testing		Traveled and contact with a known case	18,910
Florida residents	1,705,632	Neither	1,032,014
Positive by BPHL/CDC	61,387	No travel and no contact	194,860
Positive by commercial/hospital lab	1,644,245	Travel is unknown	614,788
PCR positive	1,405,015	Contact is unknown	372,381
Antigen positive	300,617	Contact is pending	406,094
Non-Florida residents	32,008	Travel can be unknown and contact can be unknown or pending for the same case, these numbers will sum to more than the "neither" total.	
Positive by BPHL/CDC	816		
Positive by commercial/hospital lab	31,192		
PCR positive	22,670		
Antigen positive	9,338		
Characteristics			
Florida residents hospitalized	72,858		
Florida resident deaths	26,822		
Non-Florida resident deaths	447		
Hospitalized counts include anyone who was hospitalized at some point during their illness. It does not reflect the number of people currently hospitalized.			
More information on deaths identified through death certificate data is available on the National Center for Health Statistics website at www.cdc.gov/nchs/nvss/vsrr/COVID19/index.htm .			

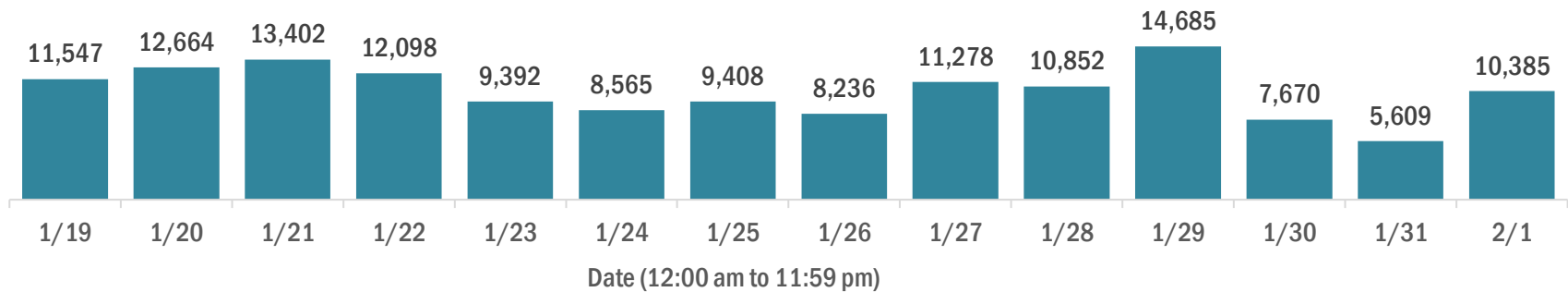
COVID-19: summary of laboratory testing

Data through Feb 1, 2021 verified as of Feb 2, 2021 at 09:25 AM

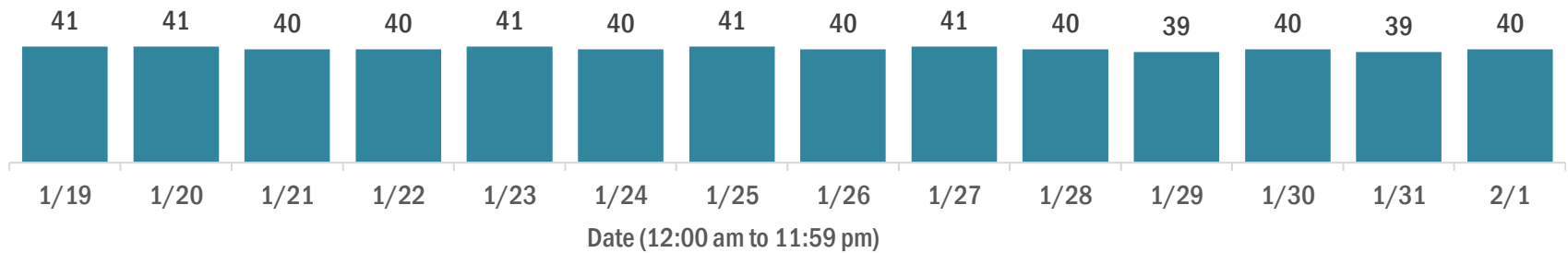
Data in this report are provisional and subject to change.

Cases in Florida residents per day for the past 2 weeks

Number of cases per day



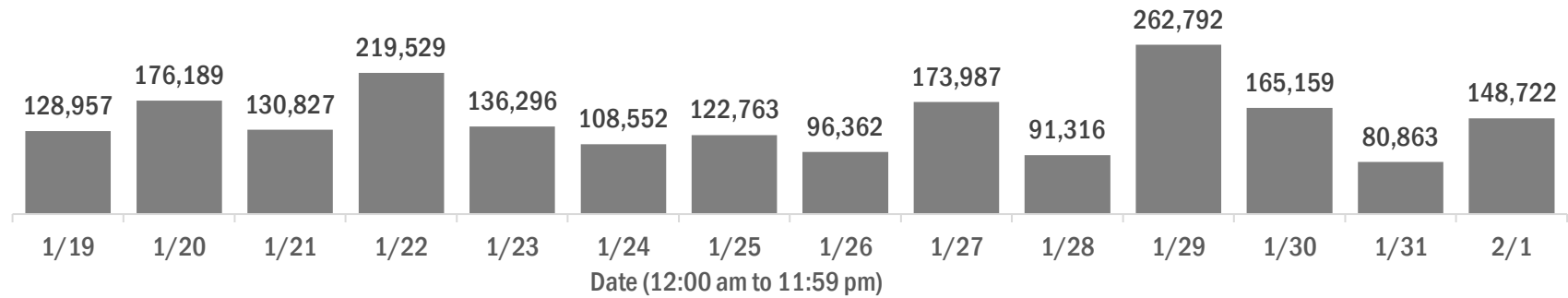
Median age of cases by day



Laboratory testing for Florida residents over the past 2 weeks

Number of Florida residents tested per day

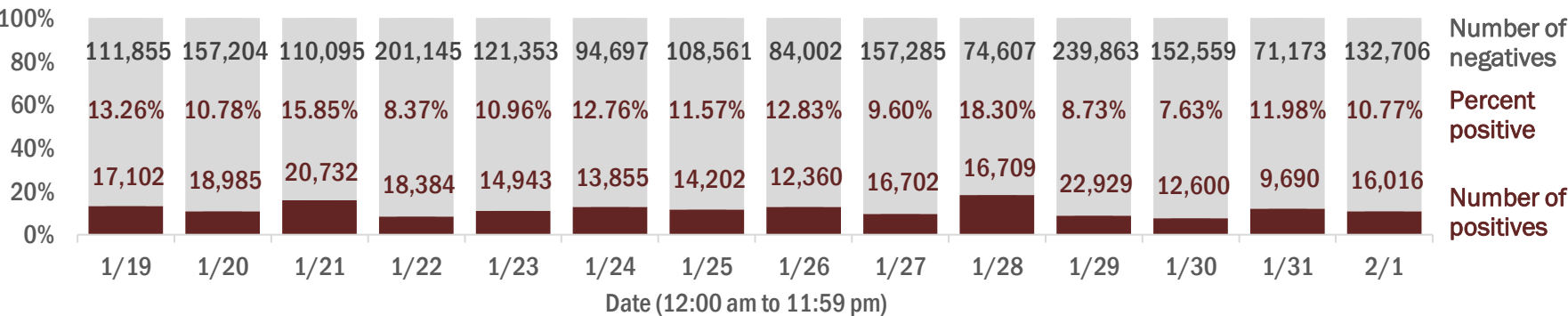
These counts include the number of people for whom the Department received PCR or antigen laboratory results by day. People tested on multiple days will be included for each day a new result was received. A person is only counted once for each day they are tested, regardless of whether multiple specimens are tested or multiple results are received.



Number and percent of Florida residents with positive test results

The percent of positive results ranged from 7.63% to 18.30% over the past 2 weeks and was 10.77% yesterday.

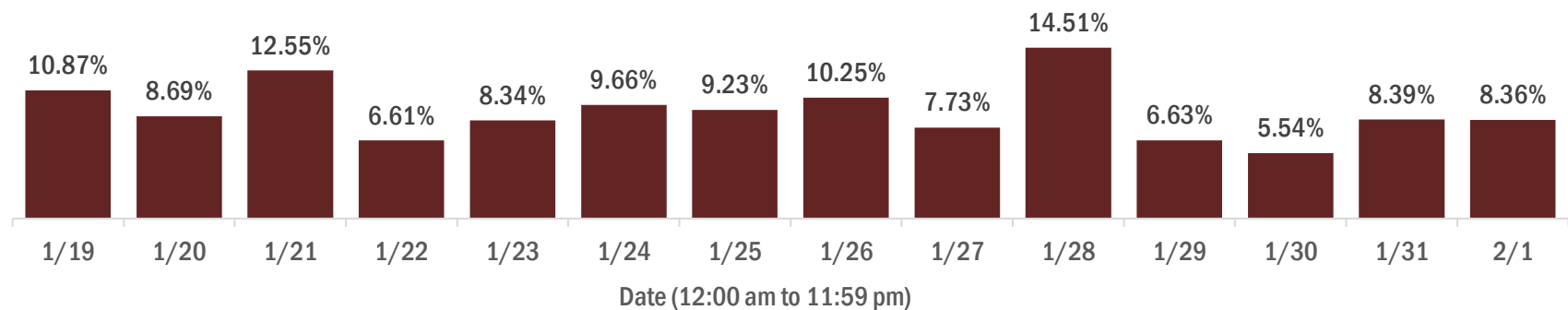
These counts include the number of people for whom the Department received PCR or antigen laboratory results by day. People tested on multiple days will be included for each day a new result was received. A person is only counted once for each day they are tested, regardless of whether multiple specimens are tested or multiple results are received. If a person has a positive specimen and a negative specimen in the same day, only the positive result is counted.



Percent positivity for new cases in Florida residents

The percent of positive results ranged from 5.54% to 14.51% over the past 2 weeks and was 8.36% yesterday.

This percent is the number of people who test PCR- or antigen-positive for the first time divided by all the people tested that day, excluding people who have previously tested positive.



COVID-19: characteristics of 1,705,632 Florida resident cases

Data through Feb 1, 2021 verified as of Feb 2, 2021 at 09:25 AM

Data in this report are provisional and subject to change.

Age group	Cases		Hospitalizations		Deaths	
0-4 years	32,734	2%	472	1%	0	0%
5-14 years	99,816	6%	444	1%	5	0%
15-24 years	262,295	15%	1,798	2%	39	0%
25-34 years	298,937	18%	3,624	5%	143	1%
35-44 years	264,396	16%	5,454	7%	404	2%
45-54 years	260,624	15%	8,371	11%	1,013	4%
55-64 years	224,632	13%	12,323	17%	2,882	11%
65-74 years	142,926	8%	15,117	21%	5,696	21%
75-84 years	79,773	5%	14,993	21%	8,127	30%
85+ years	38,273	2%	10,257	14%	8,513	32%
Unknown	1,226	0%	5	0%	0	0%
Total	1,705,632		72,858		26,822	

Gender	Cases	
Female	890,967	52%
Male	801,857	47%
Unknown	12,808	1%
Total	1,705,632	

Ethnicity	Cases		Hospitalizations		Deaths	
Hispanic	537,018	31%	18,779	26%	6,289	23%
Non-Hispanic	802,277	47%	50,272	69%	18,632	69%
Unknown	366,337	21%	3,807	5%	1,901	7%
Total	1,705,632		72,858		26,822	

Race and ethnicity	Cases		Hospitalizations		Deaths	
White	938,172	55%	47,151	65%	19,417	72%
Hispanic	357,154	21%	13,262	18%	4,957	18%
Non-Hispanic	508,123	30%	32,328	44%	13,535	50%
Unknown	72,895	4%	1,561	2%	925	3%
Black	223,678	13%	15,191	21%	4,358	16%
Hispanic	12,813	1%	630	1%	171	1%
Non-Hispanic	191,173	11%	14,216	20%	4,018	15%
Unknown	19,692	1%	345	0%	169	1%
Other race	249,027	15%	8,285	11%	2,168	8%
Hispanic	125,765	7%	4,417	6%	998	4%
Non-Hispanic	84,646	5%	3,477	5%	980	4%
Unknown	38,616	2%	391	1%	190	1%
Unknown race	294,755	17%	2,231	3%	879	3%
Hispanic	41,286	2%	470	1%	163	1%
Non-Hispanic	18,335	1%	251	0%	99	0%
Unknown	235,134	14%	1,510	2%	617	2%
Total	1,705,632		72,858		26,822	

Hospitalization counts include anyone who was hospitalized at some point during their illness. It does not reflect the number of people currently hospitalized. **Other race** includes any person with a race of American Indian/Alaskan native, Asian, native Hawaiian/Pacific Islander, or other.

COVID-19: deaths in Florida residents and staff of long-term care facilities

Data through Feb 1, 2021 verified as of Feb 2, 2021 at 09:25 AM

Data in this report are provisional and subject to change.

For current cases in residents or staff of long-term care facilities, please visit: <https://floridahealthcovid19.gov/>

County	Deaths		County	Deaths		County	Deaths	
Dade	950	<div></div> 10%	Martin	139	<div></div> 1%	Gilchrist	17	<div></div> 0%
Palm Beach	928	<div></div> 10%	Hernando	130	<div></div> 1%	Calhoun	14	<div></div> 0%
Pinellas	790	<div></div> 8%	Osceola	121	<div></div> 1%	Bradford	13	<div></div> 0%
Broward	569	<div></div> 6%	Charlotte	116	<div></div> 1%	Gadsden	13	<div></div> 0%
Hillsborough	490	<div></div> 5%	Indian River	104	<div></div> 1%	Washington	13	<div></div> 0%
Polk	388	<div></div> 4%	Clay	96	<div></div> 1%	Gulf	12	<div></div> 0%
Brevard	342	<div></div> 4%	Jackson	82	<div></div> 1%	Wakulla	12	<div></div> 0%
Sarasota	332	<div></div> 3%	Leon	79	<div></div> 1%	Baker	11	<div></div> 0%
Orange	325	<div></div> 3%	Bay	76	<div></div> 1%	Holmes	10	<div></div> 0%
Duval	321	<div></div> 3%	St. Johns	75	<div></div> 1%	Jefferson	10	<div></div> 0%
Lee	320	<div></div> 3%	Highlands	69	<div></div> 1%	Lafayette	8	<div></div> 0%
Volusia	233	<div></div> 2%	Santa Rosa	66	<div></div> 1%	Desoto	7	<div></div> 0%
Escambia	230	<div></div> 2%	Suwannee	56	<div></div> 1%	Flagler	6	<div></div> 0%
St. Lucie	220	<div></div> 2%	Alachua	54	<div></div> 1%	Franklin	5	<div></div> 0%
Marion	215	<div></div> 2%	Columbia	46	<div></div> 0%	Levy	4	<div></div> 0%
Seminole	207	<div></div> 2%	Sumter	38	<div></div> 0%	Monroe	3	<div></div> 0%
Pasco	194	<div></div> 2%	Nassau	32	<div></div> 0%	Taylor	3	<div></div> 0%
Collier	171	<div></div> 2%	Putnam	28	<div></div> 0%	Hardee	2	<div></div> 0%
Manatee	170	<div></div> 2%	Walton	24	<div></div> 0%	Dixie	1	<div></div> 0%
Lake	162	<div></div> 2%	Okeechobee	21	<div></div> 0%	Liberty	1	<div></div> 0%
Citrus	157	<div></div> 2%	Hendry	20	<div></div> 0%			
Okaloosa	142	<div></div> 1%	Madison	19	<div></div> 0%			
						Total	9,512	

Note: cases are summarized by the county of usual residence. Residents and staff may be cases associated with facilities that are not in their county of usual residence, resulting in cases being included below for counties that do not have facilities with known cases.

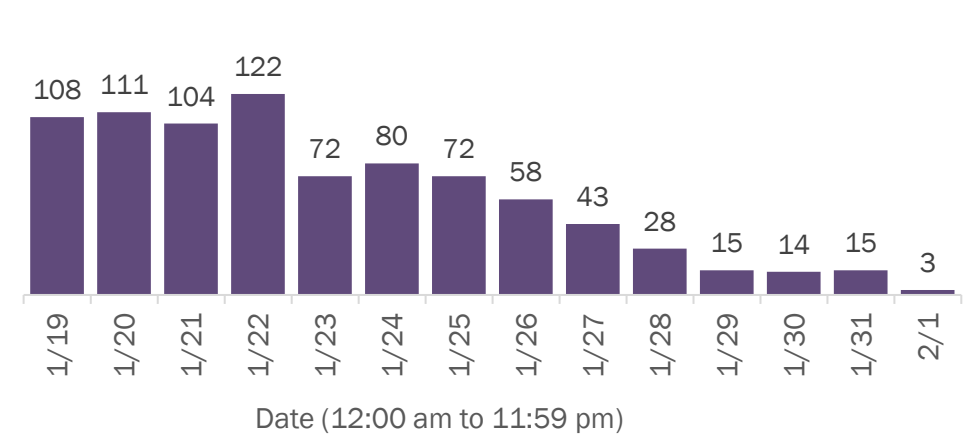
COVID-19: cases in Florida residents who have died

Data through Feb 1, 2021 verified as of Feb 2, 2021 at 09:25 AM

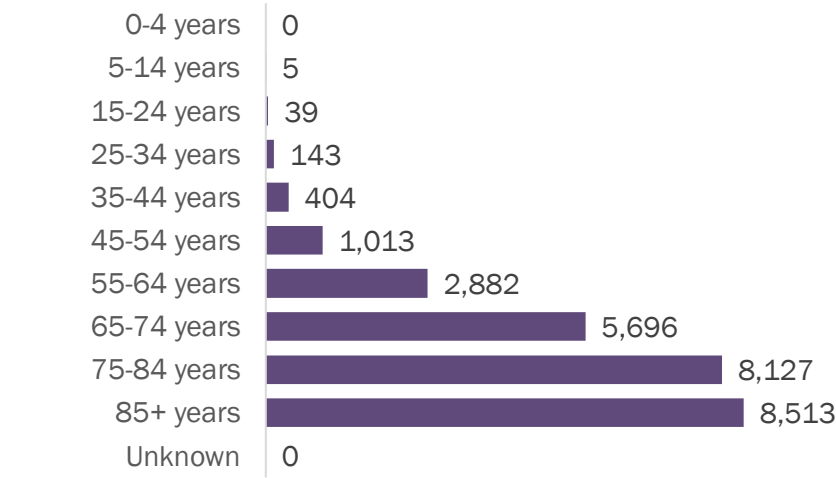
Data in this report are provisional and subject to change.

Demographics for all identified COVID-19 deaths: 26,822

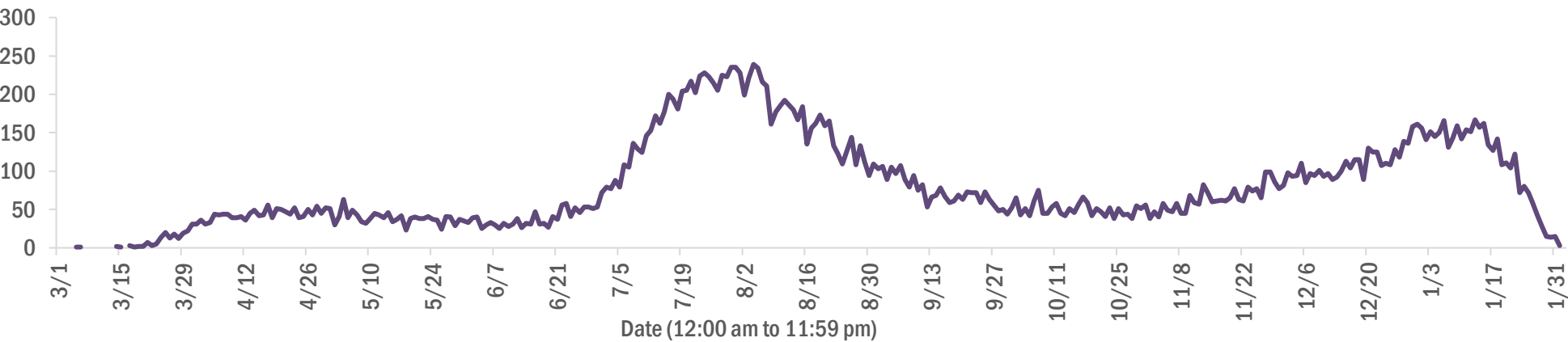
Deaths by date of death for the past 2 weeks



Deaths by age group



Deaths by date of death since March 2020



Age group	Deaths	Cases	Case fatality rate	Mortality rate per 100,000 population
0-4 years	0	32,734	0.0%	0.0
5-14 years	5	99,816	0.0%	0.2
15-24 years	39	262,295	0.0%	1.6
25-34 years	143	298,937	0.0%	5.0
35-44 years	404	264,396	0.2%	15.5
45-54 years	1,013	260,624	0.4%	36.4
55-64 years	2,882	224,632	1.3%	99.6
65-74 years	5,696	142,926	4.0%	234.7
75-84 years	8,127	79,773	10.2%	578.7
85+ years	8,513	38,273	22.2%	1474.0
Unknown	0	1,226	0.0%	
Total	26,822	1,705,632	1.6%	124.2

Gender	Deaths	Cases	Case fatality rate	Mortality rate per 100,000 population
Female	11,790	890,967	1.3%	106.8
Male	15,032	801,857	1.9%	142.4
Unknown	0	12,808	0.0%	
Total	26,822	1,705,632	1.6%	124.2

Race	Deaths	Cases	Case fatality rate	Mortality rate per 100,000 population
White	19,417	938,172	2.1%	116.3
Black	4,358	223,678	1.9%	119.2
Other	2,168	249,027	0.9%	174.2
Unknown	879	294,755	0.3%	
Total	26,822	1,705,632	1.6%	124.2

Ethnicity	Deaths	Cases	Case fatality rate	Mortality rate per 100,000 population
Non-Hispanic	18,632	802,277	2.3%	117.0
Hispanic	6,289	537,018	1.2%	110.7
Unknown	1,901	366,337	0.5%	
Total	26,822	1,705,632	1.6%	124.2

COVID-19: characteristics of 1,705,632 cases

Data through Feb 1, 2021 verified as of Feb 2, 2021 at 09:25 AM

Data in this report are provisional and subject to change.

Tables below include cases in Florida residents and non-Florida residents.

All 67 Florida counties have cases:

County	FL resident cases		Non-FL resident cases	Total cases	FL resident deaths	FL death rate
Dade	370,649	<div></div> 22%	4,673	375,322	4,907	1.3%
Broward	172,598	<div></div> 10%	2,081	174,679	2,119	1.2%
Palm Beach	106,330	<div></div> 6%	1,843	108,173	2,199	2.1%
Orange	102,954	<div></div> 6%	1,333	104,287	959	0.9%
Hillsborough	100,694	<div></div> 6%	857	101,551	1,317	1.3%
Duval	81,377	<div></div> 5%	1,361	82,738	929	1.1%
Pinellas	58,653	<div></div> 3%	1,477	60,130	1,305	2.2%
Lee	51,380	<div></div> 3%	1,701	53,081	808	1.6%
Polk	50,700	<div></div> 3%	350	51,050	977	1.9%
Osceola	33,336	<div></div> 2%	554	33,890	380	1.1%
Volusia	30,922	<div></div> 2%	507	31,429	535	1.7%
Escambia	27,951	<div></div> 2%	3,244	31,195	536	1.9%
Pasco	29,653	<div></div> 2%	264	29,917	561	1.9%
Brevard	29,344	<div></div> 2%	485	29,829	655	2.2%
Manatee	28,384	<div></div> 2%	530	28,914	503	1.8%
Collier	27,084	<div></div> 2%	935	28,019	410	1.5%
Leon	25,898	<div></div> 2%	825	26,723	235	0.9%
Sarasota	23,897	<div></div> 1%	1,118	25,015	625	2.6%
Marion	24,623	<div></div> 1%	102	24,725	602	2.4%
Seminole	24,237	<div></div> 1%	179	24,416	382	1.6%
Lake	21,757	<div></div> 1%	301	22,058	437	2.0%
Alachua	20,578	<div></div> 1%	239	20,817	174	0.8%
St. Lucie	19,633	<div></div> 1%	128	19,761	490	2.5%
St. Johns	18,338	<div></div> 1%	256	18,594	170	0.9%
Okaloosa	16,704	<div></div> 1%	182	16,886	286	1.7%
Bay	16,200	<div></div> 1%	652	16,852	295	1.8%
Santa Rosa	15,393	<div></div> 1%	199	15,592	215	1.4%
Clay	15,515	<div></div> 1%	36	15,551	244	1.6%
Hernando	9,948	<div></div> 1%	80	10,028	347	3.5%
Indian River	9,814	<div></div> 1%	82	9,896	232	2.4%
Charlotte	9,654	<div></div> 1%	147	9,801	303	3.1%
Martin	9,533	<div></div> 1%	175	9,708	243	2.5%
Citrus	8,681	<div></div> 1%	62	8,743	353	4.1%
Columbia	7,242	<div></div> 0%	33	7,275	143	2.0%
Sumter	7,106	<div></div> 0%	74	7,180	186	2.6%

County	FL resident cases		Non-FL resident cases	Total cases	FL resident deaths	FL death rate
Nassau	6,682	<div></div> 0%	397	7,079	95	1.4%
Highlands	6,474	<div></div> 0%	67	6,541	263	4.1%
Walton	5,725	<div></div> 0%	620	6,345	68	1.2%
Jackson	5,624	<div></div> 0%	63	5,687	133	2.4%
Putnam	5,492	<div></div> 0%	16	5,508	103	1.9%
Monroe	5,110	<div></div> 0%	282	5,392	40	0.8%
Flagler	5,287	<div></div> 0%	66	5,353	71	1.3%
Gadsden	5,115	<div></div> 0%	15	5,130	70	1.4%
Suwannee	4,842	<div></div> 0%	26	4,868	118	2.4%
Hendry	4,048	<div></div> 0%	18	4,066	57	1.4%
Desoto	3,384	<div></div> 0%	17	3,401	67	2.0%
Unknown	256	<div></div> 0%	3,079	3,335	0	0.0%
Okeechobee	3,261	<div></div> 0%	35	3,296	64	2.0%
Baker	3,056	<div></div> 0%	15	3,071	51	1.7%
Wakulla	2,972	<div></div> 0%	11	2,983	41	1.4%
Bradford	2,657	<div></div> 0%	10	2,667	44	1.7%
Hardee	2,583	<div></div> 0%	13	2,596	24	0.9%
Levy	2,573	<div></div> 0%	9	2,582	24	0.9%
Taylor	2,506	<div></div> 0%	6	2,512	35	1.4%
Washington	2,458	<div></div> 0%	21	2,479	35	1.4%
Holmes	2,058	<div></div> 0%	31	2,089	42	2.0%
Madison	1,816	<div></div> 0%	26	1,842	37	2.0%
Gulf	1,690	<div></div> 0%	21	1,711	32	1.9%
Union	1,669	<div></div> 0%	1	1,670	70	4.2%
Lafayette	1,534	<div></div> 0%	0	1,534	23	1.5%
Calhoun	1,530	<div></div> 0%	2	1,532	36	2.4%
Hamilton	1,492	<div></div> 0%	16	1,508	17	1.1%
Dixie	1,394	<div></div> 0%	3	1,397	13	0.9%
Jefferson	1,285	<div></div> 0%	22	1,307	22	1.7%
Franklin	1,213	<div></div> 0%	29	1,242	10	0.8%
Gilchrist	1,224	<div></div> 0%	3	1,227	28	2.3%
Liberty	994	<div></div> 0%	1	995	14	1.4%
Glades	868	<div></div> 0%	2	870	13	1.5%
Total	1,705,632		32,008	1,737,640	26,822	1.6%

COVID-19: characteristics of 1,705,632 Florida resident cases

Data through Feb 1, 2021 verified as of Feb 2, 2021 at 09:25 AM

Data in this report are provisional and subject to change.

The table below includes the cities and counties of residence for cases in Florida residents based on the patient's ZIP Code. Note that city is not always received as part of the initial notification and may be missing while the case is being investigated.

City and county	Cases
Miami, Dade	215,154
Orlando, Orange	76,574
Jacksonville, Duval	76,424
Tampa, Hillsborough	59,130
Hialeah, Dade	52,466
Fort Lauderdale, Broward	37,518
Hollywood, Broward	33,185
West Palm Beach, Palm Beach	26,082
Kissimmee, Osceola	25,835
Tallahassee, Leon	24,955
Pensacola, Escambia	23,156
Naples, Collier	22,768
Homestead, Dade	22,097
Saint Petersburg, Pinellas	21,825
Fort Myers, Lee	20,457
Bradenton, Manatee	18,625
Ocala, Marion	18,330
Boca Raton, Palm Beach	17,996
Lakeland, Polk	17,813
Pompano Beach, Broward	17,056
Gainesville, Alachua	16,431
Sarasota, Sarasota	14,753
Lake Worth, Palm Beach	13,024
Port Saint Lucie, St. Lucie	12,923
Cape Coral, Lee	12,852
Clearwater, Pinellas	11,548
Miami Beach, Dade	11,381
Miramar, Broward	11,244
Panama City, Bay	10,308
Boynton Beach, Palm Beach	10,302
Doral, Dade	9,959
Saint Augustine, St. Johns	9,893
Coral Springs, Broward	9,712
Miami Gardens, Dade	9,632
Melbourne, Brevard	8,703
Winter Haven, Polk	8,436
Lehigh Acres, Lee	8,097
Delray Beach, Palm Beach	8,067
Riverview, Hillsborough	7,659
Vero Beach, Indian River	7,534
Milton, Santa Rosa	7,506
Davie, Broward	7,423
New Port Richey, Pasco	6,851
Sunrise, Broward	6,751
Palm Bay, Brevard	6,664
Lake City, Columbia	6,645
Fort Pierce, St. Lucie	6,599
Saint Cloud, Osceola	6,507
Daytona Beach, Volusia	6,466
Coral Gables, Dade	6,441
Largo, Pinellas	6,435
Orange Park, Clay	6,386
Apopka, Orange	6,135
Spring Hill, Hernando	5,963
Plantation, Broward	5,832
Clermont, Lake	5,796
Brandon, Hillsborough	5,783
North Miami Beach, Dade	5,731
Davenport, Polk	5,625

COVID-19: characteristics of 1,705,632 Florida resident cases

Data through Feb 1, 2021 verified as of Feb 2, 2021 at 09:25 AM

Data in this report are provisional and subject to change.

The table below includes the cities and counties of residence for cases in Florida residents based on the patient's ZIP Code. Note that city is not always received as part of the initial notification and may be missing while the case is being investigated.

City and county	Cases
Plant City, Hillsborough	5,449
Weston, Broward	5,430
Sanford, Seminole	5,332
Jupiter, Palm Beach	5,288
Deltona, Volusia	5,266
Deerfield Beach, Broward	5,023
Winter Garden, Orange	5,011
Port Charlotte, Charlotte	4,783
Fort Walton Beach, Okaloosa	4,723
Tamarac, Broward	4,624
Stuart, Martin	4,531
Palm Coast, Flagler	4,473
Crestview, Okaloosa	4,383
Wesley Chapel, Pasco	4,311
Land O Lakes, Pasco	4,269
Deland, Volusia	4,209
Coconut Creek, Broward	4,161
Palm Beach Gardens, Palm Beach	4,143
Miami Lakes, Dade	4,118
Palmetto, Manatee	4,116
Winter Park, Orange	4,091
Margate, Broward	4,023
Palm Harbor, Pinellas	4,017
Wellington, Palm Beach	3,927
Oviedo, Seminole	3,921
Live Oak, Suwannee	3,803
Opa Locka, Dade	3,802
Middleburg, Clay	3,749
Altamonte Springs, Seminole	3,739
Port Orange, Volusia	3,656
Venice, Sarasota	3,635
Lutz, Hillsborough	3,612
Haines City, Polk	3,564
North Port, Sarasota	3,563
Punta Gorda, Charlotte	3,487
Leesburg, Lake	3,475
Brooksville, Hernando	3,468
Sebring, Highlands	3,468
Ocoee, Orange	3,462
Hallandale, Broward	3,433
Valrico, Hillsborough	3,423
Saint Johns, St. Johns	3,356
The Villages, Sumter	3,330
Arcadia, Desoto	3,292
Okeechobee, Okeechobee	3,250
Pembroke Pines, Broward	3,238
Bonita Springs, Lee	3,221
Ormond Beach, Volusia	3,215
Seminole, Pinellas	3,183
Navarre, Santa Rosa	3,127
Immokalee, Collier	3,116
Zephyrhills, Pasco	3,095
Windermere, Orange	2,974
Longwood, Seminole	2,963
Pinellas Park, Pinellas	2,914
Gulf Breeze, Santa Rosa	2,912
North Lauderdale, Broward	2,837
Cantonment, Escambia	2,834
Ruskin, Hillsborough	2,812

COVID-19: characteristics of 1,705,632 Florida resident cases

Data through Feb 1, 2021 verified as of Feb 2, 2021 at 09:25 AM

Data in this report are provisional and subject to change.

The table below includes the cities and counties of residence for cases in Florida residents based on the patient's ZIP Code. Note that city is not always received as part of the initial notification and may be missing while the case is being investigated.

City and county	Cases
Niceville, Okaloosa	2,779
North Miami, Dade	2,772
Cutler Ridge, Dade	2,749
Jacksonville Beach, Duval	2,717
Quincy, Gadsden	2,710
Cocoa, Brevard	2,691
Crawfordville, Wakulla	2,674
Key West, Monroe	2,659
Lake Worth Beach, Palm Beach	2,637
Panama City Beach, Bay	2,635
Palatka, Putnam	2,559
Casselberry, Seminole	2,504
Hudson, Pasco	2,480
Bartow, Polk	2,477
Dade City, Pasco	2,470
Green Cove Springs, Clay	2,431
Fernandina Beach, Nassau	2,402
Port Richey, Pasco	2,394
North Fort Myers, Lee	2,382
Perry, Taylor	2,363
Oakland Park, Broward	2,302
Ponte Vedra Beach, St. Johns	2,299
Lake Mary, Seminole	2,273
Auburndale, Polk	2,264
Marianna, Jackson	2,263
Winter Springs, Seminole	2,219
Kissimmee, Polk	2,217
New Smyrna Beach, Volusia	2,197
Aventura, Dade	2,178
Titusville, Brevard	2,171
Lynn Haven, Bay	2,164
Clewiston, Hendry	2,129
Tarpon Springs, Pinellas	2,122
Lake Wales, Polk	2,118
Merritt Island, Brevard	2,106
Inverness, Citrus	2,083
Fleming Island, Clay	2,034
Eustis, Lake	1,981
Belle Glade, Palm Beach	1,980
Royal Palm Beach, Palm Beach	1,970
Santa Rosa Beach, Walton	1,936
Wimauma, Hillsborough	1,918
Chipley, Washington	1,918
Estero, Lee	1,910
Defuniak Springs, Walton	1,894
Cooper City, Broward	1,881
Parkland, Broward	1,877
Dunedin, Pinellas	1,861
Loxahatchee, Palm Beach	1,848
Labelle, Hendry	1,803
Holiday, Pasco	1,786
Starke, Bradford	1,784
Key Biscayne, Dade	1,784
Sarasota, Manatee	1,766
Destin, Okaloosa	1,738
Rockledge, Brevard	1,733
Mount Dora, Lake	1,706
Avon Park, Highlands	1,686
Odessa, Hillsborough	1,685

COVID-19: characteristics of 1,705,632 Florida resident cases

Data through Feb 1, 2021 verified as of Feb 2, 2021 at 09:25 AM

Data in this report are provisional and subject to change.

The table below includes the cities and counties of residence for cases in Florida residents based on the patient's ZIP Code. Note that city is not always received as part of the initial notification and may be missing while the case is being investigated.

City and county	Cases
Parrish, Manatee	1,684
Mulberry, Polk	1,676
Palm City, Martin	1,654
Tavares, Lake	1,611
Seffner, Hillsborough	1,579
Yulee, Nassau	1,567
Riviera Beach, Palm Beach	1,566
Summerfield, Marion	1,552
Wauchula, Hardee	1,513
Mayo, Lafayette	1,510
Coconut Grove, Dade	1,487
Bonifay, Holmes	1,482
Macclenny, Baker	1,474
Groveland, Lake	1,471
Crossings, Dade	1,458
Carol City, Dade	1,442
Maitland, Orange	1,432
Pinecrest, Dade	1,427
Callahan, Nassau	1,417
Missing, Dade	1,406
Orange City, Volusia	1,401
Ponte Vedra, St. Johns	1,399
Sebastian, Indian River	1,368
Lithia, Hillsborough	1,365
Crystal River, Citrus	1,336
Lady Lake, Lake	1,294
Homosassa, Citrus	1,290
Lake Butler, Union	1,288
Pace, Santa Rosa	1,241
Biscayne Park, Dade	1,230
Atlantic Beach, Duval	1,229
Dania, Broward	1,229
Palmetto Bay, Dade	1,220
Sun City Center, Hillsborough	1,215
Madison, Madison	1,214
Lake Placid, Highlands	1,212
Gibsonton, Hillsborough	1,197
Florida City, Dade	1,193
Indiantown, Martin	1,187
Monticello, Jefferson	1,180
Graceville, Jackson	1,165
Dover, Hillsborough	1,149
Hobe Sound, Martin	1,137
Alachua, Alachua	1,137
Oldsmar, Pinellas	1,137
Century, Escambia	1,120
Apollo Beach, Hillsborough	1,116
Edgewater, Volusia	1,110
Palm Springs, Palm Beach	1,102
Dunnellon, Marion	1,084
Debary, Volusia	1,051
Bellevue, Marion	1,048
Newberry, Alachua	1,022
Lantana, Palm Beach	1,021
North Palm Beach, Palm Beach	1,020
El Portal, Dade	1,012
Havana, Gadsden	1,012
Hilliard, Nassau	1,001
Lecanto, Citrus	1,001

COVID-19: characteristics of 1,705,632 Florida resident cases

Data through Feb 1, 2021 verified as of Feb 2, 2021 at 09:25 AM

Data in this report are provisional and subject to change.

The table below includes the cities and counties of residence for cases in Florida residents based on the patient's ZIP Code. Note that city is not always received as part of the initial notification and may be missing while the case is being investigated.

City and county	Cases
South Miami, Dade	995
Jasper, Hamilton	986
Blountstown, Calhoun	972
Williston, Levy	967
Jensen Beach, Martin	920
Safety Harbor, Pinellas	908
Beverly Hills, Citrus	908
Freeport, Walton	907
Satellite Beach, Brevard	898
Sanderson, Baker	897
Ellenton, Manatee	897
Everglades National Park, Dade	886
Wewahitchka, Gulf	871
Keystone Heights, Clay	870
Trenton, Gilchrist	860
Wildwood, Sumter	856
Lauderhill, Broward	841
Nokomis, Sarasota	839
Fellsmere, Indian River	832
Mary Esther, Okaloosa	823
Coleman, Sumter	817
Moore Haven, Glades	814
Englewood, Charlotte	812
Frostproof, Polk	810
Fisher Island, Dade	805
Hernando, Citrus	804
Wilton Manors, Broward	803
Port Saint Joe, Gulf	792
Bushnell, Sumter	784
Dunnellon, Citrus	783
Polk City, Polk	777
Bristol, Liberty	774
Key Largo, Monroe	771
Cross City, Dixie	768
Medley, Dade	757
Shalimar, Okaloosa	740
South Bay, Palm Beach	718
Lauderdale Lakes, Broward	718
Pahokee, Palm Beach	713
Uleta, Dade	704
Olympia Heights, Dade	703
Marco Island, Collier	700
Chattahoochee, Gadsden	686
Glen Saint Mary, Baker	682
Coral, Dade	679
Cocoa Beach, Brevard	664
Fort Meade, Polk	663
High Springs, Alachua	661
Englewood, Sarasota	657
Crescent City, Putnam	653
Interlachen, Putnam	641
Lawtey, Bradford	634
Indialantic, Brevard	631
Sorrento, Lake	629
Chiefland, Levy	629
Minneola, Lake	626
Thonotosassa, Hillsborough	624
Spring Hill, Pasco	623
Miramar Beach, Walton	621

COVID-19: characteristics of 1,705,632 Florida resident cases

Data through Feb 1, 2021 verified as of Feb 2, 2021 at 09:25 AM

Data in this report are provisional and subject to change.

The table below includes the cities and counties of residence for cases in Florida residents based on the patient's ZIP Code. Note that city is not always received as part of the initial notification and may be missing while the case is being investigated.

City and county	Cases
Trinity, Pasco	609
Marathon, Monroe	607
Bowling Green, Hardee	606
Jacksonville, St. Johns	600
Fruitland Park, Lake	590
Neptune Beach, Duval	584
Lake Alfred, Polk	581
Southwest Ranches, Broward	577
Old Town, Dixie	576
Fort Myers Beach, Lee	570
Fort White, Columbia	546
West Melbourne, Brevard	540
Umatilla, Lake	532
Sneads, Jackson	522
Carrabelle, Franklin	516
Baker, Okaloosa	511
Belle Isle, Orange	509
Bronson, Levy	508
Clearwater Beach, Pinellas	496
South Daytona, Volusia	491
Jay, Santa Rosa	488
Sweetwater, Dade	469
Gulfport, Pinellas	466
Palm Beach, Palm Beach	465
Weeki Wachee, Hernando	460
Silver Springs, Marion	457
Cottdonale, Jackson	454
Hawthorne, Alachua	447
Mascotte, Lake	440
Molino, Escambia	432
Midway, Gadsden	430
East Palatka, Putnam	426
Citra, Marion	424
Oakland, Orange	423
Florida State University, Leon	420
Bunnell, Flagler	420
Zolfo Springs, Hardee	415
Rotunda West, Charlotte	414
Oxford, Sumter	411
Surfside, Dade	401
Myakka City, Manatee	399
Altha, Calhoun	398
Centerville, Leon	393
Apalachicola, Franklin	393
Melbourne Beach, Brevard	391
Youngstown, Bay	384
Cape Canaveral, Brevard	383
Tavernier, Monroe	376
Branford, Suwannee	373
Ocklawaha, Marion	372
Celebration, Osceola	370
Flagler Beach, Flagler	369
Indian Harbour Beach, Brevard	360
Alva, Lee	357
Raiford, Union	351
Mims, Brevard	350
Bal Harbour, Dade	344
Hastings, St. Johns	344
Archer, Alachua	343

COVID-19: characteristics of 1,705,632 Florida resident cases

Data through Feb 1, 2021 verified as of Feb 2, 2021 at 09:25 AM

Data in this report are provisional and subject to change.

The table below includes the cities and counties of residence for cases in Florida residents based on the patient's ZIP Code. Note that city is not always received as part of the initial notification and may be missing while the case is being investigated.

City and county	Cases
Dundee, Polk	337
Haverhill, Palm Beach	336
Bell, Gilchrist	333
Osprey, Sarasota	328
De Leon Springs, Volusia	324
Webster, Sumter	320
Grand Ridge, Jackson	318
Pierson, Volusia	312
Eagle Lake, Polk	312
Malone, Jackson	306
West Miami, Dade	306
Greenville, Madison	303
Holly Hill, Volusia	301
Jennings, Hamilton	297
Floral City, Citrus	296
Lake Park, Palm Beach	294
Vernon, Washington	289
Ave Maria, Collier	288
Eastpoint, Franklin	287
Tequesta, Palm Beach	285
Grand Island, Lake	285
Satsuma, Putnam	283
Lehigh, Lee	282
Westville, Holmes	280
Chuluota, Seminole	280
Gotha, Orange	276
Montverde, Lake	274
Melrose, Putnam	269
Elkton, St. Johns	268
Indian Rocks Beach, Pinellas	264
Reddick, Marion	262
Greenwood, Jackson	260
Bryceville, Nassau	260
Alafaya, Orange	254
Malabar, Brevard	250
Kenneth City, Pinellas	250
Valparaiso, Okaloosa	249
Sebastian, Brevard	249
San Antonio, Pasco	244
Laurel Hill, Okaloosa	244
Ponce De Leon, Holmes	243
Winter Park, Seminole	242
O Brien, Suwannee	240
Belleair, Pinellas	233
South Pasadena, Pinellas	229
Fort Mccoy, Marion	229
Lake Panasoffkee, Sumter	227
Anthony, Marion	222
Edgewood, Orange	220
Gretna, Gadsden	212
Morriston, Levy	212
Geneva, Seminole	210
Sanibel, Lee	209
Southport, Bay	208
White Springs, Hamilton	208
Inlet Beach, Walton	207
Hosford, Liberty	205
Lee, Madison	204
Fountain, Bay	203

COVID-19: characteristics of 1,705,632 Florida resident cases

Data through Feb 1, 2021 verified as of Feb 2, 2021 at 09:25 AM

Data in this report are provisional and subject to change.

The table below includes the cities and counties of residence for cases in Florida residents based on the patient's ZIP Code. Note that city is not always received as part of the initial notification and may be missing while the case is being investigated.

City and county	Cases
Kindred, Osceola	201
Greenacres, Palm Beach	200
Wellborn, Suwannee	199
Bay Harbor Islands, Dade	192
Hallandale Beach, Broward	190
Weirsdale, Marion	188
Longboat Key, Manatee	185
Mcdavid, Escambia	185
Saint James City, Lee	185
Fern Park, Seminole	184
Eglin Air Force Base, Okaloosa	184
Mcalpin, Suwannee	179
Azalea Park, Orange	179
University Of Central Fl, Orange	177
The Villages, Marion	175
Sopchoppy, Wakulla	173
Holmes Beach, Manatee	172
Juno Beach, Palm Beach	168
Altoona, Lake	166
Howey-In-The-Hills, Lake	165
Lakewood Ranch, Manatee	165
Islamorada, Monroe	164
Alford, Jackson	163
Holt, Okaloosa	161
Babson Park, Polk	160
Zellwood, Orange	160
Astatula, Lake	160
Micanopy, Alachua	158
Madeira Beach, Pinellas	155
Lauderdale By The Sea, Broward	154
Caryville, Washington	152
The Villages, Lake	152
Poinciana, Polk	150
University Of Miami, Dade	146
Summerland Key, Monroe	145
Center Hill, Sumter	143
Atlantis, Palm Beach	143
Bokeelia, Lee	141
Mangonia Park, Palm Beach	141
Lockhart, Orange	140
Pomona Park, Putnam	139
Bay Lake, Orange	138
Clair-Mel City, Hillsborough	138
Missing, Orange	138
Lake Helen, Volusia	137
Viera, Brevard	136
Hiawassee, Orange	136
Oak Hill, Volusia	133
Rocky Point, Hillsborough	132
Odessa, Pasco	129
Missing, Volusia	128
Golden Beach, Dade	127
Ponce Inlet, Volusia	125
University Of Fl, Alachua	125
Osteen, Volusia	123
Grant-Valkaria, Brevard	123
Hypoluxo, Palm Beach	122
Carrollwood, Hillsborough	122
Hollister, Putnam	121

COVID-19: characteristics of 1,705,632 Florida resident cases

Data through Feb 1, 2021 verified as of Feb 2, 2021 at 09:25 AM

Data in this report are provisional and subject to change.

The table below includes the cities and counties of residence for cases in Florida residents based on the patient's ZIP Code. Note that city is not always received as part of the initial notification and may be missing while the case is being investigated.

City and county	Cases
Baldwin, Duval	120
Apopka, Seminole	119
Matlacha, Lee	116
Clarksville, Calhoun	114
San Mateo, Putnam	112
Sumterville, Sumter	111
Cloud Lake, Palm Beach	110
Hampton, Bradford	109
Steinhatchee, Taylor	109
Big Pine Key, Monroe	109
Cutler Bay, Dade	109
Kendall, Dade	108
Lutz, Pasco	108
Citrus Springs, Citrus	107
Lake Hamilton, Polk	106
Placida, Charlotte	104
Inglis, Levy	102
Lady Lake, Sumter	102
Buena Ventura Lakes, Osceola	100
Paisley, Lake	100
South Fort Myers, Lee	97
Panacea, Wakulla	96
Seville, Volusia	96
Christmas, Orange	93
Belleair Beach, Pinellas	91
Dinsmore, Duval	91
Temple Terrace, Hillsborough	91
Lamont, Jefferson	90
Hurlburt Field, Okaloosa	89
Canal Point, Palm Beach	89
Tierra Verde, Pinellas	89
Waldo, Alachua	89
Harmony, Osceola	89
Callaway, Bay	88
Florahome, Putnam	88
Brooker, Bradford	86
Bascom, Jackson	86
Astor, Lake	85
Tyndall Air Force Base, Bay	82
Barefoot Bay, Brevard	81
University Of Central Florida, Orange	81
Fruit Cove, St. Johns	80
Maitland, Seminole	79
Lighthouse Point, Broward	78
Pinetta, Madison	77
F M, Lee	77
Lorida, Highlands	76
Cedar Key, Levy	75
University Of South Florida, Hillsborough	75
Palma Ceia, Hillsborough	73
Crystal Beach, Pinellas	73
Barry University, Dade	72
Avon Park, Polk	72
Ocean Ridge, Palm Beach	71
Bradenton Beach, Manatee	71
Kathleen, Polk	70
Patrick Air Force Base, Brevard	69
Eatonville, Orange	69
Dania Beach, Broward	69

COVID-19: characteristics of 1,705,632 Florida resident cases

Data through Feb 1, 2021 verified as of Feb 2, 2021 at 09:25 AM

Data in this report are provisional and subject to change.

The table below includes the cities and counties of residence for cases in Florida residents based on the patient's ZIP Code. Note that city is not always received as part of the initial notification and may be missing while the case is being investigated.

City and county	Cases
Campbellton, Jackson	69
Missing, St. Johns	68
Welaka, Putnam	68
Ochopee, Collier	67
West Park, Broward	67
Fort Denaud, Hendry	66
Saint Pete Beach, Pinellas	65
Air Mail Facility, Dade	64
Yalaha, Lake	63
Missing, Lee	62
Stock Island, Monroe	62
Sunny Isles Beach, Dade	61
Saint Leo, Pasco	61
City Of Sunrise, Broward	61
Boca Grande, Lee	61
North Venice, Sarasota	60
Greensboro, Gadsden	60
Princeton, Dade	58
Bonita Beach, Lee	58
Florida Gulf Coast Univ, Lee	57
Georgetown, Putnam	57
Orlando, Seminole	56
Reunion, Osceola	52
Destin, Walton	52
Orlando, Dade	51
Anna Maria, Manatee	51
Bellview, Escambia	51
Cudjoe Key, Monroe	51
Mexico Beach, Bay	49
North Redington Beach, Pinellas	49
Walnut Hill, Escambia	48
Northdale, Hillsborough	48
Heathrow, Seminole	47
Treasure Island, Pinellas	47
Ona, Hardee	47
Felda, Hendry	47
Singer Island, Palm Beach	46
Missing, Santa Rosa	46
Micco, Brevard	46
Aloma, Orange	46
Lake Suzy, Desoto	46
Palm Beach Shores, Palm Beach	45
Town N Country, Hillsborough	45
Okahumpka, Lake	44
Miami Springs, Dade	43
Orlando, Osceola	43
Highland City, Polk	42
Cinco Bayou, Okaloosa	42
Terra Ceia, Manatee	42
Salt Springs, Marion	42
Sewalls Point, Martin	42
University Of Tampa, Hillsborough	41
Miromar Lakes, Lee	41
Saint Johns, Duval	40
Missing, Marion	40
Enterprise, Volusia	40
Village Of Wellington, Palm Beach	39
Manalapan, Palm Beach	39
Intercession City, Osceola	39

COVID-19: characteristics of 1,705,632 Florida resident cases

Data through Feb 1, 2021 verified as of Feb 2, 2021 at 09:25 AM

Data in this report are provisional and subject to change.

The table below includes the cities and counties of residence for cases in Florida residents based on the patient's ZIP Code. Note that city is not always received as part of the initial notification and may be missing while the case is being investigated.

City and county	Cases
Duette, Manatee	39
Eaton Park, Polk	38
Orlando, Broward	38
Gulf Breeze, Escambia	37
Orlando, Volusia	37
Missing, St. Lucie	37
Missing, Duval	37
Ebro, Washington	37
Ponte Vedra, Duval	37
Florence Villa, Polk	37
Miami, Unknown	36
Waverly, Polk	36
Key Colony Beach, Monroe	36
Orlando, Polk	35
Kenansville, Osceola	34
Bayonet Point, Pasco	34
Highland Beach, Palm Beach	34
Flemington, Marion	34
Florida International Univ, Dade	33
Green Acres, Palm Beach	33
Naranja, Dade	33
Village Wellington, Palm Beach	33
Missing, Pasco	32
Dowling Park, Suwannee	32
Pasadena, Pinellas	31
Palm Shores, Brevard	31
Bagdad, Santa Rosa	31
Cortez, Manatee	30
Bay Pines, Pinellas	30
Hialeah Gardens, Dade	30
Lacoochee, Pasco	30
Lulu, Columbia	30
Eloise, Polk	29
Orlando, Hillsborough	29
Homeland, Polk	29
Bonita Springs, Collier	29
Tice, Lee	29
Florida A And M University, Leon	29
Jupiter, Martin	28
Hallandle Beach, Broward	28
Missing, Palm Beach	28
Miami Shores, Dade	28
Pensacola Beach, Santa Rosa	27
Nocatee, Desoto	27
Stetson University, Volusia	27
Univ Of FI Student Dorms, Alachua	26
Penney Farms, Clay	26
Florida State, Leon	26
Caryville, Holmes	26
Kinard, Calhoun	26
Chokoloskee, Collier	25
Horseshoe Beach, Dixie	25
South Miami Heights, Dade	25
South Palm Beach, Palm Beach	25
Mcintosh, Marion	25
Missing, Monroe	25
Homosassa Springs, Citrus	25
Missing, Lake	24
Earleton, Alachua	24

COVID-19: characteristics of 1,705,632 Florida resident cases

Data through Feb 1, 2021 verified as of Feb 2, 2021 at 09:25 AM

Data in this report are provisional and subject to change.

The table below includes the cities and counties of residence for cases in Florida residents based on the patient's ZIP Code. Note that city is not always received as part of the initial notification and may be missing while the case is being investigated.

City and county	Cases
Poinciana, Osceola	24
Santa Fe, Alachua	24
Lealman, Pinellas	24
City Of Westlake, Palm Beach	24
Labelle, Glades	24
Palmdale, Glades	24
North Bay Village, Dade	24
Siesta Key, Sarasota	23
Tangerine, Orange	23
Missing, Escambia	23
New Smyrna, Volusia	23
Goulds, Dade	22
Balm, Hillsborough	22
Venus, Highlands	22
Tioga, Alachua	22
Indian Lake Estates, Polk	22
Lakeshore, Polk	22
Pine Hills, Orange	22
Bradley, Polk	22
Missing, Hillsborough	22
Florida Dept Of Corrections, Union	22
Long Key, Monroe	22
Bayshore Gardens, Manatee	22
Sparr, Marion	21
Bonifay, Washington	21
Bostwick, Putnam	21
Missing, Pinellas	21
Wausau, Washington	21
Yankeetown, Levy	21
La Crosse, Alachua	21
Ridge Manor, Pasco	21
Saint Marks, Wakulla	21
Bonaventure, Broward	21
Perdido Key, Escambia	21
Westchase, Hillsborough	21
Fort Lauderdale, Dade	20
Pine Castle, Orange	20
Little Torch Key, Monroe	20
Hawthorne, Putnam	20
Sydney, Hillsborough	20
Crystal Springs, Pasco	19
Everglades City, Collier	19
Paxton, Walton	19
Davenport, Osceola	19
Branford, Lafayette	19
Sun City, Hillsborough	19
Miami, Broward	19
Mexico Beach, Gulf	18
Babcock Ranch, Lee	18
Sugarloaf Key, Monroe	18
Orange Lake, Marion	18
Wabasso, Indian River	18
Alturas, Polk	18
Orlando, Palm Beach	18
Loughman, Polk	18
Citrus Ridge, Indian River	18
Lowell, Marion	18
Mango, Hillsborough	18
Graceville, Holmes	17

COVID-19: characteristics of 1,705,632 Florida resident cases

Data through Feb 1, 2021 verified as of Feb 2, 2021 at 09:25 AM

Data in this report are provisional and subject to change.

The table below includes the cities and counties of residence for cases in Florida residents based on the patient's ZIP Code. Note that city is not always received as part of the initial notification and may be missing while the case is being investigated.

City and county	Cases
Candler, Marion	17
Parker, Bay	17
Pembroke Park, Broward	17
Laud-By-The-Sea, Broward	17
Nalcrest, Polk	17
Florida International University, Dade	17
Goodland, Collier	16
Indian River Shores, Indian River	16
Maxville, Duval	16
Jensen Beach, St. Lucie	16
Archer, Levy	16
West Panama City Beach, Bay	16
Golden Oak, Orange	16
Champions Gate, Polk	16
Plymouth, Orange	16
Fort Ogden, Desoto	15
Orlando, Pinellas	15
Gulf Stream, Palm Beach	15
Missing, Manatee	14
Mount Dora, Orange	14
Village Of Palmetto Bay, Dade	14
Webster, Hernando	14
Copeland, Collier	14
Gulf Hammock, Levy	14
Hernando Beach, Hernando	14
White Springs, Columbia	14
Shady Hills, Pasco	14
Tallevast, Manatee	14
Murdock, Charlotte	14
Lake City, Suwannee	14
Forest City, Orange	14
Westlake, Palm Beach	14
Wewahitchka, Calhoun	14
Winter Garden, Lake	14
Otter Creek, Levy	13
Woodville, Leon	13
Orlando, Brevard	13
Orlando, Lake	13
High Springs, Gilchrist	13
Hutchinson Island, St. Lucie	13
Laurel Hill, Walton	13
Missing, Seminole	13
Nichols, Polk	13
Graham, Bradford	13
Union Park, Orange	13
Suwannee, Dixie	13
Braden River, Manatee	12
Pensacola Beach, Escambia	12
Lakewood Ranch, Sarasota	12
Kingsley Lake, Bradford	12
Gonzalez, Escambia	12
Saint Lucie West, St. Lucie	12
Trenton, Levy	12
Brooksville, Pasco	12
Lake Monroe, Seminole	12
Missing, Collier	12
Kissimmee, Orange	12
Lake Buena Vista, Orange	12
Hollywood, Dade	12

COVID-19: characteristics of 1,705,632 Florida resident cases

Data through Feb 1, 2021 verified as of Feb 2, 2021 at 09:25 AM

Data in this report are provisional and subject to change.

The table below includes the cities and counties of residence for cases in Florida residents based on the patient's ZIP Code. Note that city is not always received as part of the initial notification and may be missing while the case is being investigated.

City and county	Cases
Buckingham, Lee	12
Watersound, Walton	12
Saint George Island, Franklin	12
Trilby, Pasco	12
Redington Shores, Pinellas	12
Fort Charlotte, Charlotte	12
Daytona Beach Shores, Volusia	12
Unknown, Dade	11
Long Boat Key, Manatee	11
Jacksonville, Unknown	11
Johns Pass Village, Pinellas	11
Ramrod Key, Monroe	11
Rosemary Beach, Walton	11
Holder, Citrus	11
Mount Plymouth, Lake	11
Durant, Hillsborough	11
Wahneta, Polk	11
Orlando, Leon	11
Roseland, Indian River	10
Leisure City, Dade	10
Orlando, Duval	10
Passport, Unknown	10
Seacrest, Walton	10
Greenville, Taylor	10
Hillsboro Beach, Broward	10
Missing, Nassau	10
Missing, Citrus	10
Steinhatchee, Dixie	10
Choctaw Beach, Okaloosa	10
Missing, Brevard	10
Telogia, Liberty	10
Sea Ranch Lakes, Broward	9
Palma Sola, Manatee	9
Cottondale, Washington	9
Redington Beach, Pinellas	9
Belleair Bluffs, Pinellas	9
Missing, Polk	9
Lake Como, Putnam	9
University Park, Manatee	9
Missing, Indian River	9
Beverly Beach, Flagler	9
Rubonia, Manatee	9
Indian Creek Village, Dade	9
Los Angeles, Dade	9
Lloyd, Jefferson	9
Lamont, Madison	9
Cypress, Jackson	9
Ozona, Pinellas	9
Fanning Springs, Gilchrist	9
Dade City, Hernando	9
Briny Breezes, Palm Beach	9
Perrine, Dade	9
West Delray Beach, Palm Beach	9
Citrus Hills, Citrus	8
Grant Valkaria, Brevard	8
Elfers, Pasco	8
Missing, Unknown	8
Salem, Taylor	8
Virginia Gardens, Dade	8

COVID-19: characteristics of 1,705,632 Florida resident cases

Data through Feb 1, 2021 verified as of Feb 2, 2021 at 09:25 AM

Data in this report are provisional and subject to change.

The table below includes the cities and counties of residence for cases in Florida residents based on the patient's ZIP Code. Note that city is not always received as part of the initial notification and may be missing while the case is being investigated.

City and county	Cases
Florida State Univ Admin, Leon	8
Forest City, Seminole	8
Naples, Lee	8
Grandin, Putnam	8
Wekiva Springs, Seminole	8
Seybold, Dade	8
Missing, Broward	8
Cross Creek, Alachua	8
Ferndale, Lake	8
Eau Gallie, Brevard	8
Ponce De Leon, Walton	8
Deer Island, Lake	8
Jerome, Collier	8
Hialeah, Unknown	8
Goldenrod, Seminole	8
Wildlight, Nassau	7
Innovation, Pasco	7
Gibsonia, Polk	7
East Lake, Marion	7
Alys Beach, Bay	7
Fairfield, Marion	7
Captiva, Lee	7
Niceville, Walton	7
Putnam Hall, Putnam	7
Orlando, Alachua	7
Palm City, St. Lucie	7
Missing, Leon	7
Maitland, Volusia	7
Aripeka, Pasco	7
Pine Ridge, Citrus	7
Switzerland, St. Johns	7
Orlando, Pasco	7
Babcock Ranch, Charlotte	7
Umatilla, Marion	7
University Of Central Fl, Hillsborough	7
Keystone Heights, Bradford	7
Orange Springs, Marion	7
Evinston, Alachua	7
Fernandina, Nassau	7
Basinger, Okeechobee	7
Nobleton, Hernando	7
Port Saint John, Brevard	7
Orange Park, Duval	6
Mayport Naval Station, Duval	6
Lake Butler, Bradford	6
Missing, Putnam	6
Maitland, Osceola	6
Miccosukee, Leon	6
Orchid, Indian River	6
Duck Key, Monroe	6
Morriston, Marion	6
Sunny Hills, Washington	6
Orlando, Flagler	6
Orlando, Marion	6
White City, Gulf	6
Punta Gorda, Lee	6
Quail Heights, Dade	6
River Ranch, Polk	6
Saint Augustine Beach, St. Johns	6

COVID-19: characteristics of 1,705,632 Florida resident cases

Data through Feb 1, 2021 verified as of Feb 2, 2021 at 09:25 AM

Data in this report are provisional and subject to change.

The table below includes the cities and counties of residence for cases in Florida residents based on the patient's ZIP Code. Note that city is not always received as part of the initial notification and may be missing while the case is being investigated.

City and county	Cases
Indian Shores, Pinellas	6
Maitland, Hillsborough	6
Winter Park, Polk	6
Winderemere, Orange	6
Labelle, Lee	6
Missing, Walton	6
Missing, Sarasota	5
Missing, Taylor	5
Missing, Clay	5
Scottsmoor, Brevard	5
Westchester, Dade	5
Port Salerno, Martin	5
Grove City, Charlotte	5
Hialeah, Broward	5
Barberville, Volusia	5
Ebro, Bay	5
Eglin, Okaloosa	5
Missing, Okaloosa	5
Stuart, St. Lucie	5
Pass, Unknown	5
Valkaria, Brevard	5
Worthington Springs, Union	5
Holt, Santa Rosa	5
Inlet Beach, Bay	5
Longboat Key, Sarasota	5
Fort Lauderdale, Palm Beach	5
PSL, Unknown	5
Ybor City, Hillsborough	5
Haines Creek, Lake	5
Inglis, Citrus	5
Day, Lafayette	5
Ocoee, Lake	5
Okeechobee, Martin	5
N/A, Unknown	5
Orlando, Manatee	5
Missing, Bay	5
Fort Lauderdale, Lee	5
University Of Central FL, Martin	5
Seacrest, Bay	4
Saint Augustine, Duval	4
Sandestin, Walton	4
Point Washington, Walton	4
Williston, Marion	4
Hinsdale, Manatee	4
East Rockland Key, Monroe	4
El Jobean, Charlotte	4
Bella Collina, Lake	4
Anastasia Island, St. Johns	4
Missing, Flagler	4
Oneco, Manatee	4
Wakulla Springs, Wakulla	4
Cypress Gardens, Polk	4
Bowling Green, Polk	4
International Service Center, Dade	4
Missing, Martin	4
Glenwood, Volusia	4
Clarcona, Orange	4
Boca Raton, Broward	4
Pensacola, Unknown	4

COVID-19: characteristics of 1,705,632 Florida resident cases

Data through Feb 1, 2021 verified as of Feb 2, 2021 at 09:25 AM

Data in this report are provisional and subject to change.

The table below includes the cities and counties of residence for cases in Florida residents based on the patient's ZIP Code. Note that city is not always received as part of the initial notification and may be missing while the case is being investigated.

City and county	Cases
Orlando, Lee	4
San Carlos Park, Lee	4
Clewiston, Palm Beach	4
Conch Key, Monroe	4
Bayou George, Bay	4
Boynton Beach, Broward	4
Branford, Gilchrist	4
Jacksonville Naval Air Station, Duval	4
Newberry, Gilchrist	4
Okeechobee, Osceola	4
Miramar, Dade	4
Miami Gardens, Unknown	4
Milton, Escambia	4
Mayport, Duval	4
Shady Grove, Taylor	4
West Bradenton, Manatee	4
Port Charlotte, Unknown	4
Okeechobee, Glades	4
Miami, Palm Beach	4
Live Oak, Madison	4
Loxahatchee Groves, Palm Beach	4
Deerfield Beach, Palm Beach	4
Coco River, Collier	4
Bruce, Holmes	4
Mid Florida, Seminole	4
Melrose, Bradford	4
Ocean Breeze, Martin	4
Glen Ridge, Palm Beach	4
Brewton, Escambia	3
Apopka, Broward	3
Maitland, Polk	3
Lake Harbor, Palm Beach	3
Lanark Village, Franklin	3
Missing, Highlands	3
Orem, Palm Beach	3
Pp, Dade	3
Pp, Unknown	3
Woodside, Broward	3
Pass, Dade	3
Margate, Unknown	3
Los Angeles, Broward	3
Highland Park, Polk	3
Hallandale Beach, Unknown	3
Blountstown, Liberty	3
Lakeland, Hillsborough	3
Lake City, Duval	3
Immokalee, Lee	3
Lynbrook, Broward	3
Miami Gardens, Broward	3
Orlando, Unknown	3
Port Saint Lucie, Martin	3
Palm Coast, Volusia	3
Saint Augusaintine Beach, St. Johns	3
Village Of Golf, Palm Beach	3
Wildwood, Marion	3
Pineland, Lee	3
Tampa Palms, Hillsborough	3
Tampa, Pinellas	3
Winter Garden, Seminole	3

COVID-19: characteristics of 1,705,632 Florida resident cases

Data through Feb 1, 2021 verified as of Feb 2, 2021 at 09:25 AM

Data in this report are provisional and subject to change.

The table below includes the cities and counties of residence for cases in Florida residents based on the patient's ZIP Code. Note that city is not always received as part of the initial notification and may be missing while the case is being investigated.

City and county	Cases
Ludlam, Dade	3
Laurel, Sarasota	3
Jacksonville, Clay	3
Greenville, Jefferson	3
Clermont, Orange	3
Deland, Lake	3
Fort Myers, Collier	3
Missing, Sumter	3
Jacksonville, Alachua	3
North Fort Myers, Charlotte	3
Kissimmee, Unknown	3
Bristol, Calhoun	3
Coraopolis, Citrus	3
Cape Haze, Charlotte	3
Chicago, Lee	3
Sorrento, Orange	3
Sugarloaf, Monroe	3
Westville, Walton	3
Ft Pierce, St. Lucie	3
Milligan, Okaloosa	3
Lamont, Taylor	3
Monticello, Madison	3
Mayport Naval Housing, Duval	3
Indian Rock Beach, Pinellas	3
Hollywood, Unknown	3
Cape San Blas, Gulf	3
Apopka, Lake	3
Crestview, Walton	3
Fernandina Beach, Duval	3
Fpo, Duval	3
Vernon, Bay	3
Pompano Beach, Palm Beach	3
Samoset, Manatee	3
San Fernando, Unknown	3
Mims, Volusia	3
Miami Beach, Unknown	3
Ocean Reef Club, Monroe	3
Jonesville, Alachua	3
Julington Creek, St. Johns	3
Jupiter Island, Martin	3
Alford, Washington	3
Altamonte Springs, Orange	3
Alys Beach, Walton	3
Vero Beach, St. Lucie	3
Venice, Dade	2
University Of Central Fl, Seminole	2
Union, Manatee	2
Sand Lake, Orange	2
Port St. Lucie, St. Lucie	2
Windermere, Hillsborough	2
Winter Park, Volusia	2
Winter Springs, Orange	2
Bonnie, Dade	2
Eatonville, Polk	2
Delray Beach, Broward	2
High Springs, Columbia	2
Jena, Taylor	2
Labelle, Collier	2
Long Beach, Orange	2

COVID-19: characteristics of 1,705,632 Florida resident cases

Data through Feb 1, 2021 verified as of Feb 2, 2021 at 09:25 AM

Data in this report are provisional and subject to change.

The table below includes the cities and counties of residence for cases in Florida residents based on the patient's ZIP Code. Note that city is not always received as part of the initial notification and may be missing while the case is being investigated.

City and county	Cases
Lauderhill, Unknown	2
Longwood, Unknown	2
New Port Richey, Hillsborough	2
Orlando, Escambia	2
Okeechobee, Highlands	2
Miami, Martin	2
Miramar, Unknown	2
Port Canaveral, Brevard	2
Seguin, Unknown	2
Sunrise, Unknown	2
Tampa, Broward	2
Plantation Key, Monroe	2
Orlando, St. Lucie	2
Oakland Park, Unknown	2
Weirsdale, Lake	2
Cross Key, Monroe	2
Crescent Beach, Sarasota	2
Dade City, Unknown	2
Defuniak Springs, Okaloosa	2
Cibolo, Orange	2
Claysville, Hernando	2
Green Cove Springs, Duval	2
Island Grove, Alachua	2
Marysville, Dade	2
Land O Lakes, Hillsborough	2
Lakeland, Unknown	2
Lady Lake, Marion	2
Fort Lauderdale, Alachua	2
Homeless, Hillsborough	2
Brooklyn, Broward	2
Cross City, Taylor	2
Carl Fisher, Dade	2
Windermere, Lake	2
Saint Marys, Nassau	2
Wacissa, Jefferson	2
Sutton, Pasco	2
Port Saint Lucie, Palm Beach	2
Orlo Vista, Orange	2
Summerfield, Unknown	2
Tampa, Hernando	2
Wauchula, Desoto	2
Vero Beach, Unknown	2
Sharpes, Brevard	2
Sebring, Desoto	2
Saint Lucie Village, St. Lucie	2
Pompano Beach, Unknown	2
Panama City, Unknown	2
Yeehaw, Okeechobee	2
000000, Unknown	2
Jacksonville Naval Hospital, Duval	2
Longview, Dade	2
Jacksonville, Nassau	2
Hosford, Calhoun	2
Ormond Beach, Flagler	2
Noma, Holmes	2
Melrose, Clay	2
Mesa, Unknown	2
Fort Pierce, Martin	2
Doctors Inlet, Clay	2

COVID-19: characteristics of 1,705,632 Florida resident cases

Data through Feb 1, 2021 verified as of Feb 2, 2021 at 09:25 AM

Data in this report are provisional and subject to change.

The table below includes the cities and counties of residence for cases in Florida residents based on the patient's ZIP Code. Note that city is not always received as part of the initial notification and may be missing while the case is being investigated.

City and county	Cases
Clermont, Polk	2
Bronx, Seminole	2
Bonifay, Jackson	2
Bonnie, Sarasota	2
Lecanto, Marion	2
Maitland, Leon	2
Miami Shores, Broward	2
Missing, Hernando	2
West Palm Beach, Dade	2
Winter Park, Leon	2
Orlando, Charlotte	2
Tarpon Springs, Pasco	2
Orlando, Santa Rosa	2
Oklawaha, Marion	2
Olustee, Baker	2
Palm Springs North, Dade	2
Upper Key Largo, Monroe	2
University Of Central Florida, Brevard	2
Zellwood, Lake	2
West Villages, Sarasota	2
Saint Petersburg, Hillsborough	2
Seven Springs, Pasco	2
Miami, Orange	2
Mount Pleasant, Gadsden	2
None, Dade	2
Navarre, Okaloosa	2
Lake Geneva, Clay	2
Lawtey, Union	2
Lutz, Pinellas	2
Los Angeles, Okaloosa	2
Bradington, Manatee	2
Blountstown, Jackson	2
Alligator Point, Franklin	2
Coconut Creek, Unknown	2
Fort Myers, Unknown	2
Crawfordville, Leon	2
Eatonville, Lake	2
Fort Lauderdale, Unknown	2
Jacksonville, Dade	2
Lake Worth, Broward	2
Maitland, Pasco	2
Madison, Unknown	2
Chipley, Jackson	2
Amelia City, Nassau	2
Alligator Point, Wakulla	2
Florida Power & Light Co, Dade	2
Orlando, Okaloosa	2
Miamt, Dade	2
University Of Central Florida, Broward	2
Vero Beach, Brevard	2
Provo, Broward	2
Portland, Unknown	2
Pensacola, Santa Rosa	2
Wimauma, Manatee	2
University Of Central Florida, Palm Beach	2
University Of Central Florida, Pinellas	2
Sumatra, Liberty	2
Moore Haven, Hendry	2
Naples, Broward	2

COVID-19: characteristics of 1,705,632 Florida resident cases

Data through Feb 1, 2021 verified as of Feb 2, 2021 at 09:25 AM

Data in this report are provisional and subject to change.

The table below includes the cities and counties of residence for cases in Florida residents based on the patient's ZIP Code. Note that city is not always received as part of the initial notification and may be missing while the case is being investigated.

City and county	Cases
Maitland, Lake	2
Cassadaga, Volusia	2
Hialeah Lakes, Dade	2
Fort Walton Beach, Walton	2
Dunnellon, Levy	2
Felda, Palm Beach	1
Flagler Beach, Volusia	1
Flora, Lee	1
Export, Palm Beach	1
Fdsf, Unknown	1
Hialeah, Orange	1
Hilliard, Dade	1
Hollywood, Leon	1
Holt, Unknown	1
Homestead, Monroe	1
Humble, Broward	1
Green, Clay	1
Greensburg, Orange	1
Greenville, Monroe	1
Gulf Shores, Escambia	1
Fresno, Pasco	1
Fruitland Park, Sumter	1
Fwb, Unknown	1
Gainesville, Marion	1
Gastonia, Polk	1
Geneva, Orange	1
Brooksville, Columbia	1
Bryn Mawr, Collier	1
Apalachicola, Leon	1
Aspen, Palm Beach	1
Atlanta, Broward	1
Aurburndale, Polk	1
Aventura, Unknown	1
Azalea Park, Sarasota	1
Bartow, Unknown	1
Boca Rotan, Unknown	1
Clermont, Unknown	1
Downers Grove, St. Lucie	1
Duke Field Air Force Station, Okaloosa	1
Columbia, Orange	1
Coral Gables, Unknown	1
Coral Springs, Unknown	1
Cornelius, Leon	1
Crestview, Dade	1
Dade City, Polk	1
Dania, Unknown	1
Darien, Pasco	1
Los Angeles, Polk	1
Maitland, Unknown	1
Missing, Columbia	1
Melbourne, Orange	1
Miami Beach, Palm Beach	1
Miami Granders, Dade	1
Lakeland, Pasco	1
Lakewood, Unknown	1
Knoxville, Duval	1
Havanna, Gadsden	1
Jan Phyl Village, Polk	1
Naugatuck, Lee	1

COVID-19: characteristics of 1,705,632 Florida resident cases

Data through Feb 1, 2021 verified as of Feb 2, 2021 at 09:25 AM

Data in this report are provisional and subject to change.

The table below includes the cities and counties of residence for cases in Florida residents based on the patient's ZIP Code. Note that city is not always received as part of the initial notification and may be missing while the case is being investigated.

City and county	Cases
New Vernon, Sarasota	1
New York, Broward	1
Myakka, Duval	1
Middleburg, Unknown	1
Minneapolis, Broward	1
Opa Locka, Unknown	1
Orem, Nassau	1
Orlando, Highlands	1
Northville, Broward	1
Ocoee, Broward	1
North Little Rock, Palm Beach	1
Olando, Orange	1
Ocoee, Polk	1
Sumter Ville, Unknown	1
Telluride, Lee	1
Tampa, Jackson	1
Tampa, Lee	1
South Otselic, Dade	1
Southampton, Palm Beach	1
Stockbridge, Leon	1
Springhill, Unknown	1
Tinley Park, Lee	1
University Of Central Fl, Dade	1
Windermere, Polk	1
Winter Park, Lake	1
Wayne, Dade	1
Wekiwa Springs, Seminole	1
West Simsbury, Collier	1
Ponce, Orange	1
Plant City, Hendry	1
Plant City, Pinellas	1
Plantation, Unknown	1
Pound Ridge, Leon	1
Port Charlotte Fl, Unknown	1
Richmond Heights, Dade	1
Riverview, Pinellas	1
Rochester, Lee	1
Rosemary Beach, Bay	1
Saint Cloud, Orange	1
Saint Petersburg, Dade	1
San Juan, Osceola	1
San Pedro Sula, Dade	1
Sandy, Duval	1
Village Of Palm Springs, Palm Beach	1
Webster, Pasco	1
University Of Central Florida, Hillsborough	1
University Of Central Fl, Pasco	1
Winston Salem, Unknown	1
Winter Garden, Hillsborough	1
Wilbur By The Sea, Volusia	1
Willowbrook, Lee	1
Westerville, Hillsborough	1
Woodland Hills, Brevard	1
Yulee, Duval	1
Missing, Wakulla	1
N/A, Duval	1
Naples, Alachua	1
Ocean City, Broward	1
Old Town, Gilchrist	1

COVID-19: characteristics of 1,705,632 Florida resident cases

Data through Feb 1, 2021 verified as of Feb 2, 2021 at 09:25 AM

Data in this report are provisional and subject to change.

The table below includes the cities and counties of residence for cases in Florida residents based on the patient's ZIP Code. Note that city is not always received as part of the initial notification and may be missing while the case is being investigated.

City and county	Cases
Ocala, Unknown	1
Ponte Vedra Beach, Orange	1
Port Orange , Volusia	1
Port Saint Lucie, Indian River	1
Opa Locka, Polk	1
Orem, Sarasota	1
Orem, Unknown	1
Palm City, Unknown	1
Oviedo, Leon	1
Porter Ranch, Dade	1
Raiford, Bradford	1
Republic, Monroe	1
Ridgewood, Broward	1
Riverview, Manatee	1
Roseland, Palm Beach	1
Saint Teresa, Wakulla	1
San Diego, Unknown	1
Sanford, Palm Beach	1
Pompano Beach, Alachua	1
Russellville, Hillsborough	1
Saint Augustine, Okaloosa	1
Union City, Bradford	1
Tampa, Manatee	1
Tangerine, Lake	1
Steinhatchee, Alachua	1
Fort Denaud, Glades	1
Fortlauderdale, Unknown	1
Ft Pierce, Unknown	1
Garland, Orange	1
El Paso, Unknown	1
Everett, Dade	1
Fl State Lot, Leon	1
Colorado Springs, Unknown	1
Conifer, Lee	1
Eatonville, Seminole	1
Destin, Unknown	1
Diamond, Highlands	1
Altamonte, Orange	1
Alva, Collier	1
333, Unknown	1
Allentown, Putnam	1
Amelia Village, Nassau	1
Apple Creek, Citrus	1
Barefoot Beach, Lee	1
Azalea Park, Osceola	1
Avon, Manatee	1
Aventura, Osceola	1
Chipley, Holmes	1
Chattanooga, Dade	1
Bryn Mawr, Palm Beach	1
Camden Wyoming, Duval	1
Bear Grass, Palm Beach	1
Mary Esther, Escambia	1
Miami Garden, Unknown	1
Middleburg, Duval	1
Midland, Osceola	1
Miami, Charlotte	1
Miamii, Dade	1
Lauderdale Hill, Unknown	1

COVID-19: characteristics of 1,705,632 Florida resident cases

Data through Feb 1, 2021 verified as of Feb 2, 2021 at 09:25 AM

Data in this report are provisional and subject to change.

The table below includes the cities and counties of residence for cases in Florida residents based on the patient's ZIP Code. Note that city is not always received as part of the initial notification and may be missing while the case is being investigated.

City and county	Cases
Lake Mary, Lake	1
Longwood, Orange	1
Lehigh Cares, Lee	1
Live Oak, Columbia	1
Loganville, Orange	1
Jeffersonville, Broward	1
Knoxville, Escambia	1
Hickory, Lee	1
Hallandate Ben, Unknown	1
Homeless, Dade	1
Homer, Escambia	1
Hallandale , Broward	1
Foley, Escambia	1
Deland, St. Lucie	1
Deltona, Orange	1
Fort Myers-, Lee	1
Fort Pierce, Unknown	1
Harrison, Pinellas	1
Granada Hills, Broward	1
Hailandale, Unknown	1
Homeless, Polk	1
Homosassa, Hernando	1
Conway, Leon	1
Clermont, Volusia	1
Clewiston, Glades	1
Cypress, Leon	1
Davenport, Orange	1
Cartersville, Unknown	1
Altoona, Marion	1
Anaheim, Unknown	1
Athens, Duval	1
Bronx, Palm Beach	1
Bogota, Orange	1
Louisville, Manatee	1
Los Angeles Ca, Unknown	1
Lewisburg, Pasco	1
Littleton, Dade	1
Lake City, Hamilton	1
La Grange, Dade	1
Jerusalem, St. Johns	1
New Orleans, Palm Beach	1
Newark, Broward	1
Newburgh, Bay	1
Navarre, Dade	1
Middlesburg, Duval	1
Miami Lakes, Unknown	1
Miami, Hillsborough	1
Macdill Air Force Base, Hillsborough	1
Marshall, Dade	1
Sun City Center, Hardee	1
Spring Hill , Hernando	1
Starke, Clay	1
Stone Mountain, Palm Beach	1
Tulsa, Orange	1
Tiffin, Highlands	1
Tallahassee, Duval	1
Tampa, Palm Beach	1
Tavares, Marion	1
Saint Petersburg, St. Lucie	1

COVID-19: characteristics of 1,705,632 Florida resident cases

Data through Feb 1, 2021 verified as of Feb 2, 2021 at 09:25 AM

Data in this report are provisional and subject to change.

The table below includes the cities and counties of residence for cases in Florida residents based on the patient's ZIP Code. Note that city is not always received as part of the initial notification and may be missing while the case is being investigated.

City and county	Cases
Saint Johns, Unknown	1
Shelton, Manatee	1
Saxis, Lee	1
Sebring, Lee	1
Rye, Duval	1
Rex, Duval	1
Parker, Dade	1
Parker, Leon	1
Peoria, Unknown	1
Palm Coast, Polk	1
Pacifica, Dade	1
Port Everglades, Broward	1
Plantation, Orange	1
Oviedo, Brevard	1
Orlando, Sarasota	1
Orlando, Columbia	1
Orlando, Indian River	1
Orem, Broward	1
Oooooo, Unknown	1
Ocoee, Osceola	1
Okeechobee, Broward	1
North Pole, Seminole	1
North Port, Lee	1
Westbrook, Dade	1
Wichita, Volusia	1
Winter Garden, Pinellas	1
Winter Park, Broward	1
Winter Park, Indian River	1
Winter Park, Lee	1
Zolfo Springs, Polk	1
Winter Park, St. Johns	1
Vernon, Unknown	1
Winder Garden, Orange	1
Windermere, Leon	1
Windermere, Osceola	1
Windermere, Seminole	1
Winter Garden, Broward	1
Washington, Unknown	1
West Palm Beach, Broward	1
Perry, Leon	1
Provincetown, Collier	1
Rio Dell, Volusia	1
Saint Cloud, Lee	1
Saint Johns, Orange	1
San Antonio, Sarasota	1
San Antonio, Unknown	1
Sanford, Volusia	1
Opalocka, Dade	1
Oakland, Leon	1
Okeechobee, St. Lucie	1
North Canton, Palm Beach	1
Palm Coast, Duval	1
Orlando, Union	1
Ovido, Seminole	1
Oxford, Palm Beach	1
Wesley Chapel, Alachua	1
Virginia Beach, Hernando	1
Waco, Broward	1
Washington, Broward	1

COVID-19: characteristics of 1,705,632 Florida resident cases

Data through Feb 1, 2021 verified as of Feb 2, 2021 at 09:25 AM

Data in this report are provisional and subject to change.

The table below includes the cities and counties of residence for cases in Florida residents based on the patient's ZIP Code. Note that city is not always received as part of the initial notification and may be missing while the case is being investigated.

City and county	Cases
Tangerine, Seminole	1
Tewksbury, Orange	1
University Of Central Florida, Monroe	1
Toms River, Dade	1
Steinhatchee, Madison	1
South Burlington, Orange	1
Shannon, Collier	1
Soldotna, Broward	1
Winter Park, Osceola	1
Wood River, Polk	1
Worcester, Palm Beach	1
Weston, Dade	1
Wheaton, Lee	1
Winter Park, Alachua	1
New Richmond, Volusia	1
Miami, Collier	1
Marshall, Palm Beach	1
Melrose, Alachua	1
Miamf, Dade	1
Miami G, Dade	1
Magnolia Square, Osceola	1
Maitland, Alachua	1
Marianna, Calhoun	1
Lemoyne, Manatee	1
Los Angeles, Palm Beach	1
Lawrence Township, Palm Beach	1
Las Vegas, Orange	1
Jamaica, Broward	1
Haverford, Hillsborough	1
Herrin, Orange	1
Gilmer, Dade	1
Jersey City, Polk	1
Kingsland, Duval	1
Kissimmee, Brevard	1
Lake Placid, Alachua	1
Lander, Citrus	1
Buffalo, Palm Beach	1
Bryant, Alachua	1
Carol Stream, Orange	1
Castleberry, Escambia	1
Charlotte, Pasco	1
Apopka, Flagler	1
99, Unknown	1
Alanson, Bay	1
Aollywoss, Dade	1
Boca Raton, Unknown	1
Bohealia, Lee	1
Blowing Rock, Polk	1
Columbus, Brevard	1
Cookeville, Seminole	1
Clear Brook, Lee	1
Deland, Polk	1
Dallas, Lee	1
De Leon Springs, Putnam	1
Crestview, Holmes	1
Cumberland, Palm Beach	1
Dade City, Hillsborough	1
Dorchester, Orange	1
Estero, Collier	1

COVID-19: characteristics of 1,705,632 Florida resident cases

Data through Feb 1, 2021 verified as of Feb 2, 2021 at 09:25 AM

Data in this report are provisional and subject to change.

The table below includes the cities and counties of residence for cases in Florida residents based on the patient's ZIP Code. Note that city is not always received as part of the initial notification and may be missing while the case is being investigated.

City and county	Cases
Fanning Springs, Levy	1
Macclenny, Duval	1
Mantua, Broward	1
Marina Del Rey, Broward	1
Mayaguez, Dade	1
Monroe, Hillsborough	1
Missing, Osceola	1
Middletown, Osceola	1
Oldsrav, Manatee	1
Paducah, Manatee	1
Orlando, Jackson	1
North Laud, Unknown	1
Ocoee, Unknown	1
Hoosick Falls, Broward	1
Hialeahgardens, Dade	1
Hiram, Leon	1
Gibsononton, Unknown	1
Gainesville, Okaloosa	1
Greenbrier, Bay	1
Longwood, Broward	1
Lucedale, St. Lucie	1
Interlachen, Duval	1
Kure Beach, Monroe	1
Lakeland, Palm Beach	1
Armstrong, St. Johns	1
Atl, Brevard	1
Alva, Escambia	1
Andalusia, Escambia	1
Arcadia, Highlands	1
Baker, Santa Rosa	1
Belleville, Palm Beach	1
Belmont, Santa Rosa	1
Blountstown, Broward	1
Bronson, Alachua	1
Brooker, Alachua	1
Brandon, Pinellas	1
Bonita, Lee	1
Bocaraten, Palm Beach	1
Cincinnati, Dade	1
Champions Gate, Osceola	1
Davie, Unknown	1
Dayton, Orange	1
Floral, Okaloosa	1
Dfafs, Okaloosa	1
Edgewood, Broward	1
Elkton, Putnam	1
White Plains, Broward	1
Whites Creek, Leon	1
Windermere, Volusia	1
Wtixrat, Dade	1
Pensacola, Sumter	1
Perth Amboy, Hillsborough	1
Puerto Rico, Unknown	1
Randolph, Orange	1
Rivera Beach, Palm Beach	1
Port Orange, Brevard	1
Powell, Lee	1
Saint Petersburg, Charlotte	1
Saint Augustine, Flagler	1

COVID-19: characteristics of 1,705,632 Florida resident cases

Data through Feb 1, 2021 verified as of Feb 2, 2021 at 09:25 AM

Data in this report are provisional and subject to change.

The table below includes the cities and counties of residence for cases in Florida residents based on the patient's ZIP Code. Note that city is not always received as part of the initial notification and may be missing while the case is being investigated.

City and county	Cases
Seffenner, Hillsborough	1
Seminole, Lee	1
Ventura, Orange	1
Westlake Village, Unknown	1
Watersound, Bay	1
University Of Central Florida, Lee	1
Unk, Duval	1
Unknown Out Of Area, St. Lucie	1
Trenton, Dixie	1
Uknown, Unknown	1
Toms River, Lee	1
Tourist, Dade	1
Stuart, Palm Beach	1
Sunrtise, Dade	1
Tallahassee, Gadsden	1
Tallahassee, Madison	1
Other, Dade	1
Palmetto Bay, Palm Beach	1
Palmetto, Pasco	1
Pass-A-Grille Beach, Pinellas	1
Pembroke Lakes, Broward	1
Prattville, Hillsborough	1
Prestonsburg, Bay	1
Quincy, Jackson	1
Rapid City, Broward	1
Red Bay, Holmes	1
Piasa, Putnam	1
Russellville, Bay	1
Saint Cloud, Palm Beach	1
Syracuse, Polk	1
Tallahassee, Dade	1
Tamarac, Dade	1
Tampa, Unknown	1
Tavares, Orange	1
Tequesta, Martin	1
Topsham, Manatee	1
Town Of Nocatee, St. Johns	1
Unkn, Duval	1
Waipahu, Santa Rosa	1
Ward, Polk	1
Wellborn, Columbia	1
Sunbright, Palm Beach	1
Venetian Islands, Dade	1
Saint Joseph, Volusia	1
San Antonio, Orange	1
Seminole, Leon	1
Suitland, Volusia	1
Shirley, Flagler	1
Winter Garden, Duval	1
Woodbine, Nassau	1
Yulee, St. Johns	1
West Aplm Beach, Palm Beach	1
West Yarmouth, St. Lucie	1
Carmel, Orange	1
Cedar Springs, Hernando	1
Chicago, Unknown	1
Coconut Ck, Unknown	1
Dearborn, Broward	1
Deer Park, Dade	1

COVID-19: characteristics of 1,705,632 Florida resident cases

Data through Feb 1, 2021 verified as of Feb 2, 2021 at 09:25 AM

Data in this report are provisional and subject to change.

The table below includes the cities and counties of residence for cases in Florida residents based on the patient's ZIP Code. Note that city is not always received as part of the initial notification and may be missing while the case is being investigated.

City and county	Cases
Deerfield Beach, Unknown	1
Deland, Seminole	1
Deltona, Seminole	1
Doral, Unknown	1
Downingtown, Hillsborough	1
Dpo, Santa Rosa	1
Brooklyn, Dade	1
Brooklyn, Lee	1
Caracas, Dade	1
Boston, Broward	1
Apopka, Clay	1
Asheville, Highlands	1
Astoria, Broward	1
Bartow, Hardee	1
Bay Harbor Islands, Unknown	1
Bel Air, Collier	1
O, Manatee	1
Alachua, Duval	1
Alpharetta, Broward	1
Homeless, Monroe	1
Homeless, Pinellas	1
Hoclywsod, Dade	1
Hernando, Marion	1
Hialeah, Collier	1
Gotcha, Orange	1
Greensburg, Palm Beach	1
Helen, Bay	1
Hallandale, Unknown	1
Fort Lauderdale, Leon	1
Fort Pierce, Palm Beach	1
Fort White, Clay	1
Garden City, Alachua	1
Gaylord, Orange	1
Dallas, Hernando	1
Fisher Island, Unknown	1
Lake Butler, Alachua	1
Knoxville, Bay	1
Kingsland, Nassau	1
Keys West, Unknown	1
Lakewood Ranch, Unknown	1
Ldhl, Broward	1
Las Vegas, Palm Beach	1
Key West, Duval	1
Indian Rocks Beach, Duval	1
Inglewood, Sarasota	1
Inwood, Broward	1
Irvine, Marion	1
Istachatta, Hernando	1
Jacksonville , Duval	1
Jefferson, Dade	1
Jonesboro, Leon	1
Jupiter, Dade	1
Jupiter, St. Lucie	1
Kenilworth, Leon	1
Milford, Lee	1
Micanopy, Marion	1
Mckinney, Broward	1
Miamc, Dade	1
Longwood, Volusia	1

COVID-19: characteristics of 1,705,632 Florida resident cases

Data through Feb 1, 2021 verified as of Feb 2, 2021 at 09:25 AM

Data in this report are provisional and subject to change.

The table below includes the cities and counties of residence for cases in Florida residents based on the patient's ZIP Code. Note that city is not always received as part of the initial notification and may be missing while the case is being investigated.

City and county	Cases
Little Neck, Lee	1
Missing, Okeechobee	1
Monroe Township, Palm Beach	1
Moore Haven, Okeechobee	1
Morrisville, Unknown	1
New Middletown, Hillsborough	1
Newberry, Marion	1
North Palm Beach, Orange	1
Northport, Sarasota	1
Oakland, Lee	1
Macclenny, Dixie	1
Madison, Jefferson	1
Maitland, Collier	1
Miami Dade, Unknown	1
Metter, Manatee	1
Miamiardens, Unknown	1
Miamksaohes, Dade	1
Monument, Broward	1
Morrisville, Palm Beach	1
North Brunswick, St. Lucie	1
North Lauderdale, Unknown	1
Mokena, Lee	1
Jacksonville, Baker	1
Jacksonville, Marion	1
Jupiter Inlet, Palm Beach	1
Jzx, Unknown	1
Irmo, Unknown	1
Key West, Palm Beach	1
Kilgore, Dade	1
Lake Clarke Shores, Palm Beach	1
Lake Forest, Collier	1
Land O Lakes, Unknown	1
Landolakes, Unknown	1
Lawton, Okaloosa	1
Lima, Manatee	1
Lima, Volusia	1
Greensboro, Leon	1
Clearwater, Leon	1
Charlotte, Alachua	1
Cantonment, Santa Rosa	1
Bradenton, Lee	1
Bradenton, Sarasota	1
Canton, Duval	1
Callahan, Duval	1
Bogota, Unknown	1
Atlanta, Walton	1
Attalla, Broward	1
Auburn, Palm Beach	1
Autaugaville, Broward	1
Apopka, Volusia	1
Alachua, Suwannee	1
Alafaya, Broward	1
Alafaya, Pinellas	1
East Setauket, Palm Beach	1
El Dorado, Palm Beach	1
Dalecity, Okaloosa	1
Deerfield Beach, Polk	1
Crestview, Broward	1
Crystal River, Marion	1

COVID-19: characteristics of 1,705,632 Florida resident cases

Data through Feb 1, 2021 verified as of Feb 2, 2021 at 09:25 AM

Data in this report are provisional and subject to change.

The table below includes the cities and counties of residence for cases in Florida residents based on the patient's ZIP Code. Note that city is not always received as part of the initial notification and may be missing while the case is being investigated.

City and county	Cases
Glen Cove, Unknown	1
Glen Saint Mary, Duval	1
Gainesville, Levy	1
Fleming Island, Duval	1
Florida City, Unknown	1
Fellsmere, Brevard	1
Vernon, Walton	1
West Miami, Unknown	1
Waukesha, Volusia	1
Venezuela, Unknown	1
Whippany, Volusia	1
Xifamk, Dade	1
Windermere, Alachua	1
Winfield, Hillsborough	1
Winter Garden, Unknown	1
Winter Park, Brevard	1
Ocala, Duval	1
North Porte, Unknown	1
Notrealville, Polk	1
Okeechobi, Unknown	1
Orem, Dade	1
Orlando, Citrus	1
Orlando, Collier	1
Orlando, Gadsden	1
Orlando, Hernando	1
Orlando, Walton	1
Oviedo, Lake	1
Orlando, St. Johns	1
Plantation, Leon	1
Pooler, Broward	1
Pensacola, Dade	1
Panomo City, Bay	1
Twentynine Palms, Broward	1
Surprise, Unknown	1
Syracuse, Unknown	1
St Cloud, Orange	1
Sarasota, Unknown	1
San Marcos, Unknown	1
Rye, Palm Beach	1
Saint Petersburg, Bay	1
Ridgewood, Lee	1
Roayl Palm Beach, Palm Beach	1
Roseville, Broward	1
Port St. Lucie, Unknown	1
Putnam, Putnam	1
Na, Dade	1
Naples, Leon	1
Naples, Unknown	1
Milford, Bay	1
Milford, Unknown	1
Mattoon, Lee	1
Oviedo, Orange	1
Pace, Escambia	1
Painted Post, Pasco	1
Palatka, Marion	1
Newaygo, Charlotte	1
North Port, Charlotte	1
Los Angeles, Orange	1
Maitland, Palm Beach	1

COVID-19: characteristics of 1,705,632 Florida resident cases

Data through Feb 1, 2021 verified as of Feb 2, 2021 at 09:25 AM

Data in this report are provisional and subject to change.

The table below includes the cities and counties of residence for cases in Florida residents based on the patient's ZIP Code. Note that city is not always received as part of the initial notification and may be missing while the case is being investigated.

City and county	Cases
Marathon Shores, Monroe	1
Marco Island, Lee	1
Marianna, Leon	1
Marianna, Washington	1
Mary Esther, Hillsborough	1
Littleton, St. Johns	1
Lake Worth, Unknown	1
Lake Como, Nassau	1
Lake In The Hills, Broward	1
Indianapolis, Lee	1
Jupiter, Pinellas	1
Kansas City, Palm Beach	1
Gwynn Oak, Polk	1
Fort Pierce, Brevard	1
Eureka, Flagler	1
Fort Worth, Broward	1
Franklin, Orange	1
Gainesville, Santa Rosa	1
Bonnie, St. Johns	1
Big Torch Key, Monroe	1
Black, Holmes	1
Boca Raton, Lee	1
Bonifay, Unknown	1
Apo, Collier	1
Apopka, Citrus	1
Apopka, Hillsborough	1
Arabi, Orange	1
Austin, Dade	1
Coal City, Pasco	1
Celebration, Orange	1
Chicago, Broward	1
Crescent City, Marion	1
Crestview, Unknown	1
Commerce Township, Manatee	1
Crawfordville, Alachua	1
Brownsville, Escambia	1
Bryant, Palm Beach	1
Boys Ranch, Suwannee	1
Addison, Pasco	1
Winter Springs, Polk	1
Youngstown, Washington	1
Winnetka, Dade	1
Winter Garden, Osceola	1
Winter Park, Duval	1
Winter Park, Palm Beach	1
Roswell, Bay	1
Ruskin, Dade	1
Ruskin, Manatee	1
Scottsdale, Brevard	1
Saint Petersburg, Duval	1
Saint Petersburg, Manatee	1
Pompano Beach, Dade	1
Pompano Beach, Osceola	1
Plymouth, Pasco	1
Port Saint Lucie, Marion	1
Port St Luice, Unknown	1
Port Charlotte, Lee	1
Pembroke Pines, Unknown	1
Pensacola Naval Hospital, Escambia	1

COVID-19: characteristics of 1,705,632 Florida resident cases

Data through Feb 1, 2021 verified as of Feb 2, 2021 at 09:25 AM

Data in this report are provisional and subject to change.

The table below includes the cities and counties of residence for cases in Florida residents based on the patient's ZIP Code. Note that city is not always received as part of the initial notification and may be missing while the case is being investigated.

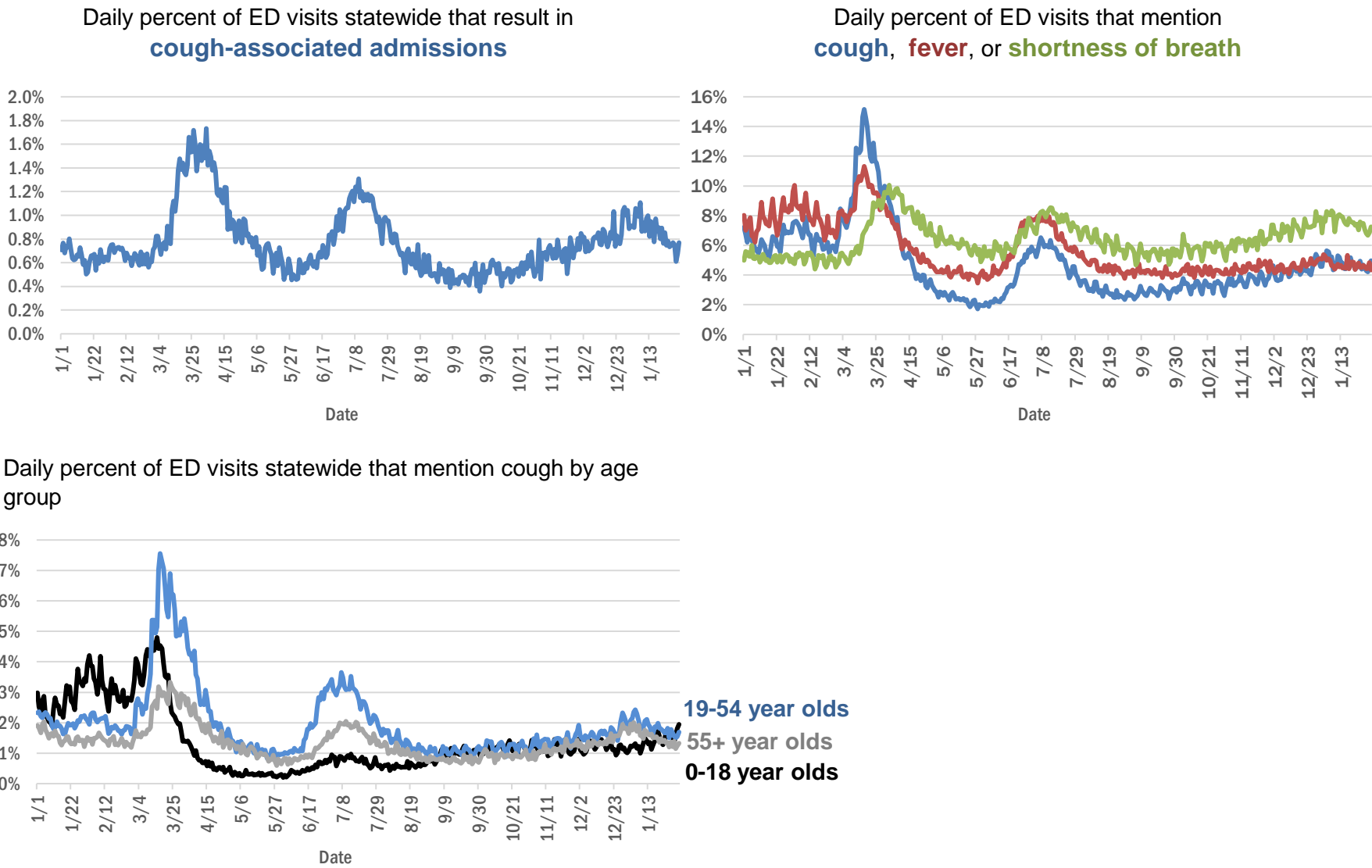
City and county	Cases
Tavares, Unknown	1
Temple, Palm Beach	1
St Peterburg, Orange	1
Stiamk, Dade	1
Sun City Center, Lee	1
Surfside Beach, Orange	1
Wabasha, Clay	1
Unknown, Duval	1
Upland, Manatee	1
West Hollywood, Broward	1
Waverly, Duval	1
Weston, Unknown	1
Wildwood, Lee	1
West Palm Beach, Unknown	1
Total	1,705,632

COVID-19: additional surveillance information

Data through Feb 1, 2021 verified as of Feb 2, 2021 at 09:25 AM

Data in this report are provisional and subject to change.

Statewide emergency department (ED) chief complaint and admission data



The Electronic Surveillance System for the Early Notification of Community-Based Epidemics (ESSENCE-FL) includes chief complaint data from 211 of 211 Florida EDs. Data are transmitted electronically to ESSENCE-FL daily or hourly.

COVID-19: testing by laboratory

Data through Feb 1, 2021 verified as of Feb 2, 2021 at 09:25 AM

Data in this report are provisional and subject to change.

The numbers in the table below represent the number of Florida and non-Florida residents for whom test results were received by the Department of Health. A person can be tested by more than one laboratory and can have both positive and negative results. **Therefore, the sum of the numbers in each column will be larger than the total number of people tested.**

Reporting lab	Inconclusive	Negative	Positive	Percent positive	Total
LABORATORY CORPORATION OF AMERICA	2,402	1,485,074	203,053	12%	1,690,529
CURATIVE LABS	12,493	1,299,152	194,590	13%	1,506,235
QUEST DIAGNOSTICS	11,016	1,284,643	190,074	13%	1,485,733
BIO REFERENCE LABORATORIES, INC	7,495	867,871	166,695	16%	1,042,061
REALTOX LABS LLC	5,921	553,683	90,479	14%	650,083
HELIX	6,843	509,861	90,067	15%	606,771
GENETWORX	661	390,605	32,948	8%	424,214
CDR MAGUIRE - HEALTH CARE CENTER		338,628	51,524	13%	390,152
RCA LABORATORY SERVICES, LLC		324,006	34,301	10%	358,307
NOMI_HEALTH	1,792	300,806	45,410	13%	348,008
EAST FLORIDA STATE COLLEGE - BREVARD		212,888	26,986	11%	239,874
IMPACT HEALTH BIOMETRIC TESTING, INC	1,012	201,148	23,268	10%	225,428
NOMI HEALTH LAB SERVICES		172,669	19,734	10%	192,403
BPHL-JACKSONVILLE	18	152,741	27,628	15%	180,387
MAKO GENOMICS	7,054	129,588	23,545	15%	160,187
ADVENTHEALTH LAB	99	136,401	17,648	11%	154,148
CB SMITH PARK		134,564	17,245	11%	151,809
ELABNETWORK	1,059	136,318	11,619	8%	148,996
PWNHEALTH	878	128,955	17,752	12%	147,585
MAYO CLINIC LABORATORIES	327	129,248	16,649	11%	146,224
FULGENT DIAGNOSTICS LABORATORY	2,669	124,747	13,775	10%	141,191
BPHL-MIAMI	225	112,407	19,358	15%	131,990
NORTHWEST LABORATORY	246	121,043	6,472	5%	127,761
BAYCARE LABORATORIES LLC	533	115,812	10,504	8%	126,849
MEMORIAL REGIONAL HOSPITAL SOUTH	25	102,382	21,125	17%	123,532
ASCENSION SACRED HEART HOSPITAL - PENSACOLA	2	104,320	16,629	14%	120,951
BIOCOLLECTIONS WORLDWIDE, INC	708	103,571	13,043	11%	117,322
ADVENT HEALTH LAB	112	101,260	13,957	12%	115,329
MEDICAL DIAGNOSTIC LABORATORIES	973	98,488	14,205	12%	113,666
ORLANDO HEALTH SYSTEM	659	101,185	10,678	9%	112,522
UF HEALTH MEDICAL LAB	33	90,294	8,329	8%	98,656
KORVALABS, INC	1,285	91,385	4,693	5%	97,363
BPHL-TAMPA (SPECTRUM BLVD)	45	80,233	15,090	16%	95,368
AKESOGEN		79,134	15,177	16%	94,311
TESTING MATTERS INC	372	79,790	13,074	14%	93,236
TAMPA GENERAL HOSPITAL	4	82,707	7,988	9%	90,699
DIATHERIX LABORATORIES (VRL EUROFINs)		77,552	11,793	13%	89,345
SUNPATH MEDICAL DIAGNOSTICS LABORATORY	772	75,362	11,656	13%	87,790
BAPTIST HEALTH SOUTH FLORIDA	310	65,941	10,607	14%	76,858
ASCENSION ST VINCENT'S - RIVERSIDE	1	62,370	9,278	13%	71,649
AEGIS SCIENCES CORPORATION	562	56,064	10,472	16%	67,098
JACKSON MEMORIAL HOSPITAL CLINICAL LAB	79	55,476	10,412	16%	65,967
LAKELAND REGIONAL MEDICAL CENTER	129	56,884	7,631	12%	64,644
SOUTH MIAMI HOSPITAL LAB	347	55,327	8,147	13%	63,821
UF HEALTH SHANDS HOSPITAL	418	54,600	4,115	7%	59,133
AIT LABORATORIES		48,562	5,975	11%	54,537
ARUP LABORATORIES	16	50,042	2,919	6%	52,977

COVID-19: testing by laboratory

Data through Feb 1, 2021 verified as of Feb 2, 2021 at 09:25 AM

Data in this report are provisional and subject to change.

The numbers in the table below represent the number of Florida and non-Florida residents for whom test results were received by the Department of Health. A person can be tested by more than one laboratory and can have both positive and negative results. **Therefore, the sum of the numbers in each column will be larger than the total number of people tested.**

Reporting lab	Inconclusive	Negative	Positive	Percent positive	Total
INGENIOUS PERSONALIZED MEDICINE	170	42,060	8,920	17%	51,150
AMERICAN HEALTH ASSOCIATES	9	46,978	3,587	7%	50,574
APPLIED INGENUITY DIAGNOSTICS LLC		45,872	2,078	4%	47,950
BAPTIST HEALTH - JACKSONVILLE	4	42,260	3,530	8%	45,794
TALLAHASSEE MEMORIAL HOSPITAL	228	40,003	5,122	11%	45,353
VIRACOR EUROFINs		35,375	9,801	22%	45,176
GENESIS REFERENCE LABORATORIES		38,639	4,538	11%	43,177
SARASOTA MEMORIAL HOSPITAL MAIN LAB	12	35,986	3,309	8%	39,307
BROWARD GENERAL MEDICAL CENTER-CLINICAL LAB	2	34,343	3,721	10%	38,066
MILLENNIUM PHYSICIAN GROUP	17	31,411	6,090	16%	37,518
ORANGE COUNTY CONVENTION CENTER		33,330	3,685	10%	37,015
LEE HEALTH - CAPE CORAL HOSPITAL	3	31,148	5,232	14%	36,383
NICKLAUS CHILDREN'S HOSPITAL	64	31,537	4,603	13%	36,204
FLORIDA HOSPITAL - TAMPA	37	33,010	2,932	8%	35,979
MIAMI DADE COUNTY		32,093	3,528	10%	35,621
UNIVERSITY OF MIAMI HOSPITAL	49	31,785	3,358	10%	35,192
WALGREENS	34	28,770	5,307	16%	34,111
ADVENTIST HEALTH SYSTEMS SUNBELT INC DBA		30,622	3,445	10%	34,067
UF HEALTH JACKSONVILLE	47	30,054	3,597	11%	33,698
ECCO LAB GROUP CO	482	27,650	4,452	14%	32,584
DWIC OF TAMPA BAY INC		28,819	3,292	10%	32,111
NORTH FLORIDA REGIONAL MEDICAL CENTER		25,017	3,137	11%	28,154
ST JOSEPHS HOSPITAL LABORATORY	23	24,319	3,251	12%	27,593
JUPITER MEDICAL CENTER LAB	74	25,037	2,411	9%	27,522
MOUNT SINAI MEDICAL CENTER	9	24,714	2,734	10%	27,457
BRANDON REGIONAL HOSPITAL		23,815	3,246	12%	27,061
PALMETTO GENERAL HOSPITAL LAB	3	20,458	4,292	17%	24,753
JFK MEDICAL CENTER LAB	1	21,835	2,877	12%	24,713
STS LAB 2 LLC	6	23,279	1,196	5%	24,481
MINUTECLINIC LLC		20,000	3,759	16%	23,759
INTEGRATED REGIONAL LABORATORIES LLP	1	20,193	3,406	14%	23,600
ACCESS DX LABORATORY	214	21,193	2,049	9%	23,456
MEDFAST URGENT CARE CENTERS, LLC	13	20,006	3,190	14%	23,209
WATSON CLINIC LLP		18,765	4,428	19%	23,193
STATLAB_MOBILE	1	19,993	2,020	9%	22,014
HOLY CROSS HOSPITAL CLINICAL LAB	1	19,863	1,831	8%	21,695
AVENTUS BIO LABS	16	18,890	2,788	13%	21,694
HEALTHLINK DIAGNOSTIC LABORATORIES	281	18,954	2,218	10%	21,453
NIGHT LITE PEDIATRIC CENTER LLC		19,095	2,307	11%	21,402
PANCARE OF FLORIDA INC		18,910	2,261	11%	21,171
MORTON PLANT HOSPITAL-ADLER INSTITUTE	26	18,860	2,241	11%	21,127
MALABAR MEDICAL WALK IN CLINIC	1	17,624	3,484	17%	21,109
NAPLES COMMUNITY HOSPITAL	68	19,000	1,961	9%	21,029
GENESIS MEDICAL LABORATORY	271	17,319	3,351	16%	20,941

COVID-19: testing by laboratory

Data through Feb 1, 2021 verified as of Feb 2, 2021 at 09:25 AM

Data in this report are provisional and subject to change.

The numbers in the table below represent the number of Florida and non-Florida residents for whom test results were received by the Department of Health. A person can be tested by more than one laboratory and can have both positive and negative results. **Therefore, the sum of the numbers in each column will be larger than the total number of people tested.**

Reporting lab	Inconclusive	Negative	Positive	Percent positive	Total
LAB DIAGNOSTICS LLC	383	15,106	5,270	25%	20,759
ADVENT HEALTH - DAYTONA BEACH	32	18,890	1,622	8%	20,544
EXACT SCIENCES LABORATORIES		18,177	2,306	11%	20,483
PATIENTS FIRST LAKE ELLA MEDICAL CENTER PA		16,627	3,107	16%	19,734
DRS CLACK SPENCER WHITE & MCCORMACK PA D/B/A		17,814	1,887	10%	19,701
INFINITY BIOLOGIX LLC	54	18,735	817	4%	19,606
AHALABS		17,939	1,409	7%	19,348
SAINT MARY'S MEDICAL CENTER	24	17,087	2,019	11%	19,130
HEALTH CENTER AT SINAI RESIDENCES		16,930	506	3%	17,436
UNITED CLINICAL LABORATORY LLC	2	15,172	2,093	12%	17,267
BIOCERNA LABS	461	14,582	2,112	12%	17,155
BAYFRONT HEALTH - ST PETERSBURG	17	14,256	2,224	13%	16,497
LEESBURG REGIONAL MEDICAL CENTER		14,319	1,987	12%	16,306
WELLINGTON REGIONAL MED CTR LAB	6	14,468	1,793	11%	16,267
OSCEOLA REGIONAL MEDICAL CENTER	1	14,124	2,103	13%	16,228
CLEVELAND CLINIC HOSPITAL LAB	4	13,897	1,984	12%	15,885
HOMESTEAD HOSPITAL CLINICAL LABORATORY	27	12,806	2,759	18%	15,592
MEMORIAL HOSPITAL JACKSONVILLE	8	12,959	2,584	17%	15,551
CLEVELAND CLINIC TRADITION HOSPITAL		14,183	1,084	7%	15,267
INDIAN RIVER MEDICAL CENTER LAB		13,669	851	6%	14,520
ORANGE PARK MEDICAL CENTER	9	12,044	2,461	17%	14,514
NORTHWEST MEDICAL CENTER	1	12,639	1,794	12%	14,434
ACCESS MEDICAL LABORATORIES	4	7,213	6,825	49%	14,042
BETHESDA HOSPITAL EAST		12,683	1,290	9%	13,973
VISTA CLINICAL DIAGNOSTICS	466	12,001	1,497	11%	13,964
INDIAN RIVER PATHOLOGY LLC		12,792	1,150	8%	13,942
DELRAY MEDICAL CENTER LAB	3	12,458	1,432	10%	13,893
PRIVA PATH LABS	71	12,963	851	6%	13,885
OAK HILL HOSPITAL		12,312	1,564	11%	13,876
WEST KENDALL BAPTIST HOSPITAL	10	11,098	2,648	19%	13,756
MEMORIAL REGIONAL HOSPITAL CLINICAL LABORATORY	10	12,721	885	6%	13,616
CLARITY LAB SOLUTIONS	75	11,988	1,539	11%	13,602
LAWNWOOD REGIONAL MEDICAL CENTER	1	11,608	1,869	14%	13,478
LEE HEALTH - LEE MEMORIAL HOSPITAL		9,993	3,438	26%	13,431
BAPTIST HEALTHCARE - BAPTIST HOSPITAL	5	10,426	2,861	22%	13,292
BAPTIST HEALTH - SOUTH		12,055	1,086	8%	13,141
LARGO MEDICAL CENTER		11,413	1,462	11%	12,875
WINTER HAVEN HOSPITAL CLINICAL LABORATORY	4	10,853	1,980	15%	12,837
NONA SCIENTIFIC	5	9,729	3,098	24%	12,832
UHEALTH CORAL GABLES/LENNAR MED CTR	7	11,970	727	6%	12,704
CARDIOPATH	84	10,775	1,597	13%	12,456
WEST FLORIDA HOSPITAL LAB		9,546	2,768	22%	12,314
LAKE CITY HM		11,147	988	8%	12,135
ST ANTHONY'S HOSPITAL LAB	30	10,646	1,411	12%	12,087
FLORIDA HOSPITAL WATERMAN LABORATORY	70	10,997	860	7%	11,927

COVID-19: testing by laboratory

Data through Feb 1, 2021 verified as of Feb 2, 2021 at 09:25 AM

Data in this report are provisional and subject to change.

The numbers in the table below represent the number of Florida and non-Florida residents for whom test results were received by the Department of Health. A person can be tested by more than one laboratory and can have both positive and negative results. **Therefore, the sum of the numbers in each column will be larger than the total number of people tested.**

Reporting lab	Inconclusive	Negative	Positive	Percent positive	Total
GOOD SAMARITAN MEDICAL CENTER LAB	2	10,359	1,556	13%	11,917
WESTSIDE REGIONAL MED CTR	2	10,159	1,735	15%	11,896
MEDICAL CENTER OF TRINITY CLINICAL LABORATORY	2	10,545	1,297	11%	11,844
PALMS WEST HOSPITAL LAB	2	10,086	1,713	15%	11,801
BINAXNOW	9	9,063	2,728	23%	11,800
ST MARKS HOSPITAL LABORATORY B	78	10,627	1,002	9%	11,707
THE HEALTHCARE DISTRICT OF PALM BEACH COUNTY	41	10,185	1,475	13%	11,701
PWN HEALTH	17	9,503	2,063	18%	11,583
MERCY HOSPITAL A CAMPUS OF PLANTATION GEN HOSP LAB	1	9,668	1,872	16%	11,541
ADVENTHEALTH CENTRA CARE LAKE BUENA VISTA		10,206	1,247	11%	11,453
GULF COAST MEDICAL CENTER MICROLAB		8,901	2,527	22%	11,428
REGIONAL MEDCIAL CENTER BAYONET POINT	2	10,374	930	8%	11,306
THE VILLAGES REGIONAL HOSPITAL		9,949	1,124	10%	11,073
ST JOSEPHS HOSPITAL	18	9,621	1,422	13%	11,061
CAPITAL REGIONAL MEDICAL CTR		8,758	2,226	20%	10,984
GENOVA DIAGNOSTICS LABORATORY	52	9,883	925	9%	10,860
AVENTURA HOSPITAL LAB		8,704	2,060	19%	10,764
CORAL GABLES HOSPITAL CLINICAL LABORATORY		8,980	1,747	16%	10,727
COAST DIAGNOSTICS LLC	45	9,564	1,114	10%	10,723
HALIFAX MEDICAL CENTER LAB	36	9,077	1,603	15%	10,716
LARKIN COMMUNITY HOSPITAL	10	9,199	1,421	13%	10,630
NEMOURS CHILDRENS HOSPITAL	1	9,937	613	6%	10,551
WEST BOCA MEDICAL CENTER LAB		9,742	784	7%	10,526
FLORIDA LABORATORY ANALYSIS		9,240	1,278	12%	10,518
MEASE COUNTRYSIDE LAB	14	9,342	1,120	11%	10,476
BLAKE MEDICAL CENTER		9,104	1,340	13%	10,444
LARKIN COMMUNITY HOSPITAL INC DBA CARDIOTROPIC		6,820	3,621	35%	10,441
PATHNOSTICS	40	8,114	2,286	22%	10,440
LEE HEALTH - HEALTH PARK MEDICAL CENTER		8,602	1,729	17%	10,331
MANATEE MEMORIAL HOSPITAL		9,441	879	9%	10,320
BAPTIST HEALTH SOUTH FLORIDA - WEST KENDALL URGENT CARE		8,523	1,649	16%	10,172
PALM BEACH GARDENS MEDICAL CTR LAB		9,155	992	10%	10,147
SRQ DRIVE THROUGH☐		8,944	905	9%	9,849
FLORIDA HOSPITAL HEARTLAND MED CTR CLINICAL LAB	33	8,339	1,273	13%	9,645
LAKE CITY MEDICAL CENTER		7,565	2,079	22%	9,644
PALM BEACH BALL PARK		8,605	1,004	10%	9,609
AVECINA	17	8,865	690	7%	9,572
ADVENT HEALTH - WESLEY CHAPEL	14	8,627	897	9%	9,538
VIKOR SCIENTIFIC	36	7,678	1,648	18%	9,362
BOSTON HEART DIAGNOSTICS CORP		8,066	1,190	13%	9,256
PRECISION HEALTH RESOURCES LLC		8,598	582	6%	9,180
P4 CLINICAL, LLC	190	8,048	909	10%	9,147
AVECINA MEDICAL	4	6,197	2,926	32%	9,127
DOCTORS HOSPITAL	7	7,594	1,523	17%	9,124
PLANTATION GENERAL HOSPITAL		7,654	1,411	16%	9,065
LABSTAT LLC	3	8,553	424	5%	8,980
CERNERELR_BAYCARE	43	8,320	616	7%	8,979

COVID-19: testing by laboratory

Data through Feb 1, 2021 verified as of Feb 2, 2021 at 09:25 AM

Data in this report are provisional and subject to change.

The numbers in the table below represent the number of Florida and non-Florida residents for whom test results were received by the Department of Health. A person can be tested by more than one laboratory and can have both positive and negative results. **Therefore, the sum of the numbers in each column will be larger than the total number of people tested.**

Reporting lab	Inconclusive	Negative	Positive	Percent positive	Total
FLORIDA MEDICAL CENTER - A CAMPUS OF NORTH SHORE	2	7,804	1,057	12%	8,863
LEON MEDICAL CENTERS LLC		6,877	1,934	22%	8,811
CENTRAL FLORIDA REGIONAL HOSPITAL		7,761	920	11%	8,681
NORTHSIDE HOSPITAL AND HEART INSTITUTE		7,777	902	10%	8,679
AMERICAN FAMILY CARE		4,567	4,028	47%	8,595
CORAL SPRINGS MED CTR		7,761	832	10%	8,593
INFORM DIAGNOSTICS, INC		8,070	486	6%	8,556
MOLECULAR INFECTIOUS DISEASES	16	8,373	121	1%	8,510
FLORIDA HOSPITAL DELAND	10	7,328	1,087	13%	8,425
SARKIS CLINICAL TRIALS	23	7,307	1,095	13%	8,425
AVECINA MEDICAL OAKLEAF	3	6,977	1,330	16%	8,310
EXPRESS GENE MOLECULAR DIAGNOSTICS LABORATORY		6,978	1,292	16%	8,270
FLORIDA HOSPITAL FLAGLER	29	7,503	691	8%	8,223
CERNERELR_BAPTISTMIAMI	31	7,313	862	11%	8,206
ALL CHILDREN'S HOSPITAL		7,507	545	7%	8,052
ADVENTHEALTH CENTRA CARE WATERFORD LAKES		6,665	1,346	17%	8,011
NORTH SHORE MEDICAL CENTER		6,602	1,345	17%	7,947
OCALA REGIONAL MEDICAL CENTER		6,870	1,056	13%	7,926
BROWARD HEALTH NORTH CLINICAL LABORATORY		7,017	899	11%	7,916
BAPTIST HEALTH SOUTH FLORIDA - COUNTRY WALK URGENT CARE		6,523	1,363	17%	7,886
FLORIDA HOSPITAL ZEPHYRHILLS	10	6,998	818	10%	7,826
FLORIDA HOSPITAL OF CARROLLWOOD	23	6,619	1,080	14%	7,722
WEST PALM HOSPITAL LAB		7,090	632	8%	7,722
LEE HEALTH - GULF COAST MEDICAL CENTER	2	6,065	1,597	21%	7,664
NCF DIAGNOSTICS & DNA TECHNOLOGIES LAB	127	7,103	427	6%	7,657
MEDARBOR DIAGNOSTICS	1	6,484	1,092	14%	7,577
NCH NORTH NAPLES HOSPITAL LAB	15	6,733	829	11%	7,577
SOUTH BAY HOSPITAL CLINICAL LAB	1	6,726	823	11%	7,550
KD MEDICAL CHOICE LLC	5	6,799	712	9%	7,516
NATIONWIDE LABORATORY SERVICES INC	246	6,132	1,035	14%	7,413
CLEVELAND CLINIC MARTIN SOUTH HOSPITAL	1	6,575	828	11%	7,404
CernerELR_Advent		6,317	1,038	14%	7,355
ADVENTHEALTH CENTRA CARE ST CLOUD	1	6,242	1,044	14%	7,287
BAPTIST HEALTH - BEACHES		6,641	586	8%	7,227
MEMORIAL HOSPITAL WEST LABORATORY SERVICES	14	6,421	663	9%	7,098
ISPM LABS, LLC DBA CAPSTONE DIAGNOSTICS, LLC		6,641	362	5%	7,003
MEDRITE MEDICAL CARE, PC	3,241	3,336	391	6%	6,968
BAPTIST HEALTH SOUTH FLORIDA - MIAMI LAKES URGENT CARE		5,469	1,496	21%	6,965
POINCIANA MEDICAL CENTER		5,367	1,577	23%	6,944
BAYCARE COMMUNITY HEALTH		6,707	178	3%	6,885
LUMINUS DIAGNOSTICS		6,253	550	8%	6,803
WEST MARION COMMUNITY HOSPITAL LAB		5,596	1,115	17%	6,711
MEMORIAL HOSPITAL MICRO		6,236	472	7%	6,708
MORTON PLANT-MEASE	5	6,064	620	9%	6,689
FULGENT DIAGNOSTICS	104	6,113	471	7%	6,688
ANNE BATES LEACH EYE HOSPITAL/ ABLEH MICROBIOLOGY LABORATORY	4	6,503	98	1%	6,605
ARCPPOINT LABS OF FORT MYERS	4	5,738	847	13%	6,589

COVID-19: testing by laboratory

Data through Feb 1, 2021 verified as of Feb 2, 2021 at 09:25 AM

Data in this report are provisional and subject to change.

The numbers in the table below represent the number of Florida and non-Florida residents for whom test results were received by the Department of Health. A person can be tested by more than one laboratory and can have both positive and negative results. **Therefore, the sum of the numbers in each column will be larger than the total number of people tested.**

Reporting lab	Inconclusive	Negative	Positive	Percent positive	Total
VISTA CLINICAL	8	3,838	2,708	41%	6,554
SANTA ROSA MEDICAL CENTER		5,306	1,247	19%	6,553
CLEVELAND CLINIC MARTIN NORTH HOSPITAL		5,768	779	12%	6,547
LAKEWOOD RANCH MEDICAL CENTER		6,010	513	8%	6,523
H LEE MOFFITT CANCER CENTER LABORATORY	1	6,257	191	3%	6,449
MEDEXPRESS URGENT CARE	2	4,370	2,060	32%	6,432
FLORIDA HOSPITAL FISH MEMORIAL	19	5,473	937	15%	6,429
ST LUCIE MEDICAL CENTER		5,153	1,266	20%	6,419
SYNERGY LABORATORIES	7	5,512	854	13%	6,373
BAPTIST HEALTH SOUTH FLORIDA - WESTCHESTER URGENT CARE		5,082	1,136	18%	6,218
GENE BY GENE, GENOMICS RESEARCH CENTER LAB	44	5,773	327	5%	6,144
AVERO DIAGNOSTICS - IRVING	8	5,689	431	7%	6,128
HIALEAH HOSPITAL	4	4,605	1,327	22%	5,936
ADVENTHEALTH CENTRA CARE WINTER GARDEN	1	5,289	644	11%	5,934
FLORIDA HOSPITAL OCALA		5,154	762	13%	5,916
HEALTHQUEST ESOTERICS		4,673	1,243	21%	5,916
BAPTIST HEALTH SOUTH FLORIDA - DORAL URGENT CARE		4,706	1,202	20%	5,908
UNKNOWN	3	3,200	2,690	46%	5,893
ST JOSEPHS NORTH HOSPITAL LAB	7	5,064	801	14%	5,872
BAYFRONT HEALTH - VENICE REGIONAL MEDICAL	1	5,338	505	9%	5,844
ADVENTHEALTH CENTRA CARE UNIVERSITY	1	5,129	674	12%	5,804
ADVENTHEALTH CENTRA CARE CLERMONT		4,925	864	15%	5,789
ADVENTHEALTH CENTRA CARE WINTER PARK		5,178	556	10%	5,734
OVIEDO MEDICAL CENTER		5,132	598	10%	5,730
IMPERIAL POINT MEDICAL CENTER		5,185	476	8%	5,661
BAPTIST HEALTH - NASSAU		5,344	303	5%	5,647
SYNERGY DIAGNOSTIC LABORATORY	85	4,938	593	11%	5,616
ADVENTHEALTH CENTRA CARE DR PHILLIPS		5,079	500	9%	5,579
SOLARIS DIAGNOSTICS	9	4,968	545	10%	5,522
HOLIDAY CVS LLC		5,273	247	4%	5,520
ADVENTHEALTH CENTRA CARE HUNTERS CREEK	3	4,624	764	14%	5,391
FORT WALTON BEACH MEDICAL CENTER		4,579	808	15%	5,387
TROPICANA FIELD - LOT 2	19	4,860	479	9%	5,358
ST PETERSBURG GENERAL HOSPITAL		4,506	849	16%	5,355
ADVENTHEALTH CENTRA CARE LAKELAND	1	4,603	710	13%	5,314
ATLANTIS URGENT CARE	1	3,832	1,448	27%	5,281
SUNRISE MEDICAL LABORATORIES	2	4,907	354	7%	5,263
MARTIN HOSPITAL SOUTH LAB		4,966	282	5%	5,248
ADVENTHEALTH CENTRA CARE LEE ROAD		4,658	529	10%	5,187
BAPTIST HEALTH SOUTH FLORIDA - PEMBROKE PINES URGENT CARE		4,334	838	16%	5,172
SOUTH FLORIDA BAPTIST HOSPITAL MICRO	4	4,342	817	16%	5,163
BAYFRONT HEALTH - PORT CHARLOTTE		4,701	429	8%	5,130
TRINITY SPRINGS		4,357	729	14%	5,086
COMMUNITY HEALTH CENTERS OF PINELLAS INC		3,996	1,037	21%	5,033
FLORIDA HOSPITAL NORTH PINELLAS	11	4,603	411	8%	5,025
CLINICAL REFERENCE LABORATORY	2	4,727	239	5%	4,968
MEDEXPRESS URGENT CARE OF BOYNTON BEACH LLC		4,642	292	6%	4,934

COVID-19: testing by laboratory

Data through Feb 1, 2021 verified as of Feb 2, 2021 at 09:25 AM

Data in this report are provisional and subject to change.

The numbers in the table below represent the number of Florida and non-Florida residents for whom test results were received by the Department of Health. A person can be tested by more than one laboratory and can have both positive and negative results. **Therefore, the sum of the numbers in each column will be larger than the total number of people tested.**

Reporting lab	Inconclusive	Negative	Positive	Percent positive	Total
ADVENTHEALTH CENTRA CARE LAKE MARY	2	4,285	632	13%	4,919
ADVENTHEALTH CENTRA CARE SANFORD		4,294	553	11%	4,847
ADVENTHEALTH CENTRA CARE MOUNT DORA		4,008	827	17%	4,835
ADVENTHEALTH CENTRA CARE KISSIMMEE		4,332	501	10%	4,833
BAPTIST HEALTH SOUTH FLORIDA - CORAL SPRINGS URGENT CARE		4,158	673	14%	4,831
DOCTORS URGENT CARE LLC	1	3,886	888	19%	4,775
ACUTIS DIAGNOSTICS	16	3,843	913	19%	4,772
SUNCOAST PATHOLOGY ASSOCIATES		4,365	396	8%	4,761
MEDEXPRESS URGENT CARE HUDSON		4,114	633	13%	4,747
PUTNAM COMMUNITY MEDICAL CENTER		4,047	636	14%	4,683
MEDICAL DNA LABS LLC	2	4,284	394	8%	4,680
INFINITY BIOLOGIX LLC (GINKO BIOWORKS)	1	4,567	108	2%	4,676
ADVENTHEALTH CENTRA CARE APOPKA	1	4,024	633	14%	4,658
ANGEL KIDS PEDIATRICS		4,329	282	6%	4,611
ADVENTIST HEALTH SYSTEMS, SUNBELT INC		4,047	560	12%	4,607
NIGHT LITE PEDIATRICS	4	3,338	1,245	27%	4,587
EGLIN AIR FORCE BASE	12	3,296	1,253	27%	4,561
EMPIRE CITY LABORATORIES INC	47	3,867	641	14%	4,555
PARAMOUNT URGENT CARE		2,142	2,355	52%	4,497
UNIVERSITY HOSPITAL AND MEDICAL CENTER		3,435	1,057	24%	4,492
INDIAN RIVER MEDICAL CENTER		3,797	694	15%	4,491
MOFFITT CANCER CENTER	6	4,370	93	2%	4,469
NORTHWEST FLORIDA COMMUNITY HOSPITAL	27	3,146	1,289	29%	4,462
BAPTIST HEALTH - NORTH		3,442	994	22%	4,436
ADVENTHEALTH CENTRA CARE ALTAMONTE		3,864	548	12%	4,412
MICROGEN DX	3	3,757	640	15%	4,400
COASTAL MED URGENT CARE		2,959	1,426	33%	4,385
DOCTORS URGENT CARE OF LUTZ LLC	1	3,427	869	20%	4,297
NCH DOWNTOWN NAPLES HOSPITAL	11	3,738	495	12%	4,244
BAPTIST HEALTH SOUTH FLORIDA - TAMiami TRAIL URGENT CARE		3,397	833	20%	4,230
URGENT CARE CURE	2	3,628	594	14%	4,224
PALMS OF PASADENA HOSPITAL		3,736	478	11%	4,214
QDX PATHOLOGY SERVICES	2	3,813	338	8%	4,153
AHCC WESLEY CHAPEL		3,695	438	11%	4,133
BAPTIST HEALTH SOUTH FLORIDA - CORAL GABLES (UNIVERSITY) URGENT CARE		3,576	542	13%	4,118
MEASE DUNEDIN HOSPITAL	5	3,710	395	10%	4,110
ADVENTHEALTH CENTRA CARE OVIEDO		3,510	581	14%	4,091
THE CENTER FOR URGENT CARE	3	3,367	713	17%	4,083
WESTCHESTER HOSPITAL	23	3,256	799	20%	4,078
ADVENTHEALTH CENTRA CARE AZALEA PARK		3,477	598	15%	4,075
PRO CLINIC		3,167	901	22%	4,068
DOCTORS HOSPITAL OF SARASOTA CLINICAL LABORATORY		3,525	527	13%	4,052
NIGHT LITE PEDIATRICS URGENT CARE	1	3,414	636	16%	4,051
MEDEXPRESS URGENT CARE - ESTERO		3,638	408	10%	4,046
BAPTIST HEALTH SOUTH FLORIDA - KENDALE LAKES URGENT CARE		3,218	811	20%	4,029
ADVENTHEALTH CENTRA CARE PORT ORANGE		3,316	699	17%	4,015
BAPTIST HEALTH SOUTH FLORIDA - PINECREST URGENT CARE		3,463	551	14%	4,014

COVID-19: testing by laboratory

Data through Feb 1, 2021 verified as of Feb 2, 2021 at 09:25 AM

Data in this report are provisional and subject to change.

The numbers in the table below represent the number of Florida and non-Florida residents for whom test results were received by the Department of Health. A person can be tested by more than one laboratory and can have both positive and negative results. **Therefore, the sum of the numbers in each column will be larger than the total number of people tested.**

Reporting lab	Inconclusive	Negative	Positive	Percent positive	Total
RAULERSON HOSPITAL		3,292	709	18%	4,001
PHYSICIANS REGIONAL MEDICAL CENTER - PINE RIDGE RD	1	3,263	719	18%	3,983
NCH NORTH NAPLES HOSPITAL	6	3,417	545	14%	3,968
HEALTH FIRST ADVENTHEALTH CENTRA CARE GATEWAY	1	3,567	376	10%	3,944
BAPTIST HEALTH SOUTH FLORIDA - CORAL GABLES URGENT CARE		3,281	655	17%	3,936
ADVENTHEALTH CENTRA CARE SOUTH ORANGE		3,320	568	15%	3,888
HEALTH FIRST ADVENTHEALTH CENTRA CARE TITUSVILLE		3,431	414	11%	3,845
LABS ASAP LLC		3,457	381	10%	3,838
ADVENTHEALTH CENTRA CARE LONGWOOD		3,397	441	11%	3,838
ADVENTHEALTH CENTRA CARE ORANGE LAKE		3,395	434	11%	3,829
MINUTECLINIC		3,261	548	14%	3,809
ESCAMBIA COMMUNITY CLINICS INC	7	2,771	1,025	27%	3,803
TALLAHASSEE PRIMARY CARE ASSOCIATES		3,299	495	13%	3,794
MINUTECLINIC LLC #3703		3,170	624	16%	3,794
BAPTIST HEALTH SOUTH FLORIDA - PALMETTO BAY URGENT CARE		3,163	601	16%	3,764
FLORIDA FAMILY LABORATORY, INC DBA	21	3,411	321	9%	3,753
MEDEXPRESS URGENT CARE - ROYAL PALM BEACH		3,398	353	9%	3,751
ADVENT HEALTH - HEART OF FLORIDA ER	1	3,194	554	15%	3,749
PEDIATRIC HEALTH CARE ALLIANCE PA		3,364	333	9%	3,697
GENESIS DIAGNOSTICS		3,458	237	6%	3,695
MEDEXPRESS URGENT CARE - GOLDEN GATE		3,298	380	10%	3,678
MEDEXPRESS URGENT CARE PALM BEACH GARDENS		3,402	275	7%	3,677
BETHESDA HOSPITAL WEST		3,307	364	10%	3,671
ADVENTHEALTH CENTRA CARE LEESBURG		2,918	733	20%	3,651
ADVENTHEALTH CENTRA CARE SAND LAKE		3,275	365	10%	3,640
US BIOTEK LABORATORIES	13	3,263	355	10%	3,631
CLARITY LAB SOLUTIONS LLC		3,608	4	0%	3,612
MEMORIAL HOSPITAL- MIRAMAR	12	3,313	278	8%	3,603
TWIN CITIES HOSPITAL	1	3,123	457	13%	3,581
BAYFRONT HEALTH - SEVEN RIVERS		3,227	329	9%	3,556
BAYA PHARMACY & URGENT CARE		2,549	990	28%	3,539
ASCENSION SACRED HEART - EMERALD COAST		2,860	634	18%	3,494
SIPARADIGM LLC	21	3,222	208	6%	3,451
ADVENTHEALTH EXPRESS CARE		2,723	707	21%	3,430
FLORIDA COMMUNITY HEALTH CENTER		2,639	719	21%	3,358
MEDEXPRESS URGENT CARE - LAKELAND		2,962	390	12%	3,352
DOCTORS TEST CENTERS		2,920	413	12%	3,333
BAPTIST HEALTH SOUTH FLORIDA - DAVIE URGENT CARE		2,758	562	17%	3,320
MIDWAY SPECIALTY CARE CENTER DIAGNOSTICS	38	3,055	226	7%	3,319
BAYFRONT HEALTH - BROOKSVILLE		2,900	402	12%	3,302
PREMIER URGENT CARE OF BREVARD LLC	3	2,840	411	13%	3,254
LEE HEALTH CONVENIENT CARE - PAGE FIELD		2,736	478	15%	3,214
PARAMOUNT URGENT CARE - WINDERMERE		1,969	1,239	39%	3,208
MEDCOMP SCIENCES LLC	38	1,540	1,589	50%	3,167
ENGLEWOOD COMMUNITY HOSPITAL		2,831	308	10%	3,139
ADVENTHEALTH PROMPT CARE	1	2,203	928	30%	3,132
BAPTIST HEALTH SOUTH FLORIDA - WESTON URGENT CARE		2,764	361	12%	3,125

COVID-19: testing by laboratory

Data through Feb 1, 2021 verified as of Feb 2, 2021 at 09:25 AM

Data in this report are provisional and subject to change.

The numbers in the table below represent the number of Florida and non-Florida residents for whom test results were received by the Department of Health. A person can be tested by more than one laboratory and can have both positive and negative results. **Therefore, the sum of the numbers in each column will be larger than the total number of people tested.**

Reporting lab	Inconclusive	Negative	Positive	Percent positive	Total
DESOTO MEMORIAL HOSPITAL	3	2,550	563	18%	3,116
LAKESIDE MEDICAL CENTER		2,411	690	22%	3,101
ADVENTHEALTH CENTRA CARE COLONIAL TOWN	2	2,742	331	11%	3,075
AMELIA URGENT CARE		1,569	1,497	49%	3,066
VENTURE MEDICAL OF FLORIDA LLC		2,809	228	8%	3,037
BARTOW REGIONAL MEDICAL CENTER	1	2,548	478	16%	3,027
EMERALD COAST URGENT CARE		2,261	762	25%	3,023
ACCU REFERENCE MEDICAL LAB	9	2,317	674	22%	3,000
BAYFRONT HEALTH - PUNTA GORDA		2,723	215	7%	2,938
PRECISION HEALTH SOLUTIONS		2,816	110	4%	2,926
BAPTIST HEALTH SOUTH FLORIDA - BRICKELL URGENT CARE		2,403	502	17%	2,905
BAPTIST HEALTH URGENT CARE AT SAWGRASS		2,432	471	16%	2,903
VETERANS AFFAIRS MEDICAL CENTER - ORLANDO	1	1,343	1,544	53%	2,888
STONE CLINICAL LABORATORIES		2,790	96	3%	2,886
WALGREENS ORLANDO	3	2,523	340	12%	2,866
HIGHLANDS REGIONAL MEDICAL CENTER		2,197	667	23%	2,864
WALGREEN CO	2	2,527	320	11%	2,849
MEDEXPRESS URGENT CARE CAPE CORAL		2,422	425	15%	2,847
ADVENTHEALTH CENTRA CARE		2,446	356	13%	2,802
SELECT LABORATORIES - MARION COUNTY, FL LLC	4	2,523	271	10%	2,798
HEALTH FIRST ADVENTHEALTH CENTRA CARE COCOA		2,527	258	9%	2,785
BAYFRONT HEALTH - SPRING HILL		2,508	260	9%	2,768
LABORATORY OF FLORIDA LLC	40	2,494	216	8%	2,750
URGENT CARE OF THE PALM BEACHES		2,129	607	22%	2,736
MINUTECLINIC LLC # 0709		2,273	414	15%	2,687
HOLIDAY CVS LLC DBA CVS PHARMACY #5154		2,607	73	3%	2,680
MEMORIAL HOSPITAL PEMBROKE	3	2,351	313	12%	2,667
MEDEXPRESS URGENT CARE - DELAND		2,387	278	10%	2,665
CITRUS MEMORIAL HOSPITAL LABORATORY		2,240	412	16%	2,652
BMCT Molecular Diagnostics Subsection		2,173	470	18%	2,643
ADVENTIST HEALTH SYSTEMS SUNBELT IN DBA		2,352	258	10%	2,610
PHARMCO RX	2	2,401	205	8%	2,608
SPORTS DRUG TESTING LABORATORY	47	2,443	92	4%	2,582
ADVENT HEALTH - OCALA		2,124	443	17%	2,567
HEALTH FIRST ADVENTHEALTH CENTRA CARE MALABAR		2,303	254	10%	2,557
PALMS MEDICAL GROUP	5	1,693	852	33%	2,550
MEDEXPRESS URGENT CARE LEHIGH ACRES		2,148	332	13%	2,480
EMERALD COAST URGENT CARE LLC		1,804	653	27%	2,457
ADVENTHEALTH CENTRA CARE KIDS LAKE MARY		2,265	188	8%	2,453
ADVENT HEALTH - NEW SMYRNA		1,914	516	21%	2,430
NXGEN MDX LLC	4	2,145	268	11%	2,417
MARINERS HOSPITAL		2,173	236	10%	2,409
PRIMEHEALTH URGENT CARE INC		2,059	343	14%	2,402
BAPTIST HEALTH EMERGENCY CENTER COUNTRY WALK	1	2,015	385	16%	2,401
BAPTIST HEALTHCARE - GULF BREEZE HOSPITAL	3	1,973	424	18%	2,400
EMERALD COAST URGENT CARE, LLC	1	1,793	598	25%	2,392
BRASHEAR'S VITAL CARE CORP		1,837	535	23%	2,372

COVID-19: testing by laboratory

Data through Feb 1, 2021 verified as of Feb 2, 2021 at 09:25 AM

Data in this report are provisional and subject to change.

The numbers in the table below represent the number of Florida and non-Florida residents for whom test results were received by the Department of Health. A person can be tested by more than one laboratory and can have both positive and negative results. **Therefore, the sum of the numbers in each column will be larger than the total number of people tested.**

Reporting lab	Inconclusive	Negative	Positive	Percent positive	Total
BAPTIST HEALTH - CLAY		2,019	351	15%	2,370
SCION LAB SERVICES LLC	22	2,158	174	7%	2,354
ADVENT HEALTH CENTRA CARE -WINTER PARK KIDS URGENT CARE	4	2,123	220	9%	2,347
MINUTECLINIC LLC		1,987	349	15%	2,336
MINUTECLINIC LLC #3631		1,950	367	16%	2,317
COMMUNITY HEALTH NORTHWEST FLORIDA	4	1,764	547	24%	2,315
LEE HEALTH - COCONUT POINT CLINICAL LAB	2	1,872	433	19%	2,307
PHYSICIAN ASSOCIATES		2,065	234	10%	2,299
PHYSICIANS STAT LAB	3	1,066	1,225	53%	2,294
MINUTECLINIC LLC 5852		1,925	359	16%	2,284
BAPTIST HEALTH - OAKLEAF		1,861	409	18%	2,270
BAPTIST HEALTH SOUTH FLORIDA - MIAMI BEACH URGENT CARE		1,920	326	15%	2,246
PROHEALTH	1	810	1,434	64%	2,245
VERILY LIFE SCIENCES		2,219	17	1%	2,236
PRIMEHEALTH URGENT CARE	1	1,865	360	16%	2,226
MEDEXPRESS FORT MYERS		1,936	281	13%	2,217
MC DIAGNOSTIC OF CONNECTICUT, PC #2220		1,864	344	16%	2,208
GESSLER CLINIC		1,431	769	35%	2,200
PHYSICIANS REGIONAL MEDICAL CENTER - COLLIER BLVD	1	1,526	650	30%	2,177
MEDONE PLLC		1,649	521	24%	2,170
ACCESS POINT HEALTHCARE URGENT & PRIMARY CARE	2	1,586	565	26%	2,153
LOWER KEYS MEDICAL CENTER		1,890	245	11%	2,135
MEDEXPRESS URGENT CARE CORAL SPRINGS		1,893	211	10%	2,104
PARAMOUNT URGENT CARE - ORLANDO		1,318	785	37%	2,103
MINUTECLINIC LLC #5249		1,584	446	22%	2,030
MINUTECLINIC LLC #8396		1,730	300	15%	2,030
MEDEXPRESS URGENT CARE - VERO BEACH		1,740	258	13%	1,998
MEDEXPRESS URGENT CARE - CLEWISTON		1,663	324	16%	1,987
PARAMOUNT URGENT CARE - OVIEDO		1,263	723	36%	1,986
MINUTECLINIC LLC #1067		1,699	276	14%	1,975
ASSOCIATED PATHOLOGISTS, LLC	3	1,617	352	18%	1,972
DOC SMILEY'S URGENT CARE		1,706	247	13%	1,953
DONALD W ROBERTSON DO PA		1,495	446	23%	1,941
MINUTECLINIC LLC #4415		1,595	334	17%	1,929
MINUTECLINIC LLC #3463		1,605	324	17%	1,929
MINUTECLINIC LLC #5253		1,578	339	18%	1,917
TAMPA COMMUNITY HOSPITAL		1,596	303	16%	1,899
FLORIDA MEDICAL CLINIC	3	936	958	51%	1,897
ADVENTHEALTH CENTRA CARE CONWAY		1,593	303	16%	1,896
PARAMOUNT URGENT CARE INC		508	1,364	73%	1,872
CARENOW URGENT CARE		1,055	812	43%	1,867
MINUTE CLINIC LLC		1,586	256	14%	1,842
DR G'S URGENT CARE		1,594	240	13%	1,834
GENUS3		1,757	70	4%	1,827
UNIVERSITY OF NORTH FLORIDA STUDENT HEALTH		1,768	57	3%	1,825
MEDFAST URGENT CARE CENTERS LLC		497	1,323	73%	1,820
FLOWERS HOSPITAL		1,640	179	10%	1,819

COVID-19: testing by laboratory

Data through Feb 1, 2021 verified as of Feb 2, 2021 at 09:25 AM

Data in this report are provisional and subject to change.

The numbers in the table below represent the number of Florida and non-Florida residents for whom test results were received by the Department of Health. A person can be tested by more than one laboratory and can have both positive and negative results. **Therefore, the sum of the numbers in each column will be larger than the total number of people tested.**

Reporting lab	Inconclusive	Negative	Positive	Percent positive	Total
MEDEXPRESS PORT CHARLOTTE		1,631	158	9%	1,789
BAY MEDICAL CENTER SACRED HEART HEALTH SYSTEM		1,296	475	27%	1,771
MINUTECLINIC LLC #5854		1,465	276	16%	1,741
HOLMES REG MED CENTER CLINICAL LAB		1,431	297	17%	1,728
MEDEXPRESS URGENT CARE BOCA RATON		1,576	140	8%	1,716
AMELIA EXPRESS CARE LLC	10	1,450	246	14%	1,706
MINUTECLINIC LLC #5190		1,381	322	19%	1,703
ASCENSION SACRED HEART - GULF		1,253	446	26%	1,699
DYNIX DIAGNOSTIX		1,399	297	18%	1,696
JW PLASTIC SURGERY		1,449	244	14%	1,693
ADVENT HEALTH - DADE CITY		1,444	213	13%	1,657
SPARROW HEALTHCARE	2	1,381	240	15%	1,623
QUICK CARE MED PL	2	1,340	273	17%	1,615
MARION E FETHER MEDICAL CENTER, THE		1,473	138	9%	1,611
JACKSON HOSPITAL CLINICAL LABORATORY		1,348	256	16%	1,604
IGENOMIX USA LLC	46	1,403	151	9%	1,600
NORTH SHORE LONG ISLAND JEWISH HEALTH		1,521	78	5%	1,599
MINUTECLINIC LLC #7886		1,362	234	15%	1,596
MARTIN HEALTH SYSTEM - ST LUCIE WEST		1,433	161	10%	1,594
BARDMOOR LABORATORY	9	1,348	224	14%	1,581
OPTEO LABORATORY		1,544	33	2%	1,577
ALTRU DIAGNOSTICS INC	2	1,455	117	7%	1,574
MELBOURNE MEDICAL LABORATORY	2	1,365	202	13%	1,569
SACRED HEART HEALTH SYSTEM, INC		967	601	38%	1,568
PARRISH MEDICAL CENTER	1	1,360	199	13%	1,560
NCH NORTHEAST	7	1,183	369	24%	1,559
BOND URGENT CARE LLC		1,133	407	26%	1,540
SHELL POINT NURSING PAVILION	1	1,469	62	4%	1,532
CHARLES AIESI CONSULTING INC	8	1,326	189	12%	1,523
CAREFAST+		868	651	43%	1,519
PATIENTS FIRST - THOMASVILLE ROAD		1,339	176	12%	1,515
LABTECH DIAGNOSTIC		1,230	269	18%	1,499
MINUTECLINIC LLC #3662		1,269	229	15%	1,498
DOC SMILEYS URGENT CARE LLC		1,211	281	19%	1,492
MINUTECLINIC LLC #5069		1,193	278	19%	1,471
INTELEX LABS, LLC		1,415	51	3%	1,466
ADVANCE MEDICAL OF NAPLES		326	1,120	77%	1,446
MINUTECLINIC LLC #5214		1,228	214	15%	1,442
UHEALTH DEERFIELD BEACH/UMSYLVESTER DEERFIELD BEACH LABORATORY	3	1,379	55	4%	1,437
ASSURANCE SCIENTIFIC LABORATORIES	1	1,156	277	19%	1,434
BIOCERNA LLC	9	1,248	164	12%	1,421
MINUTECLINIC LLC # 0514		1,227	190	13%	1,417
PATIENTS CHOICE LABORATORIES		829	588	41%	1,417
MINUTECLINIC LLC #3705		1,215	198	14%	1,413
EMERGENCY PHYSICIANS MEDICAL CENTER		461	951	67%	1,412
NCHMD INC		1,133	266	19%	1,399
NEIGHBORHOOD MEDICAL CENTER INC	16	1,226	154	11%	1,396

COVID-19: testing by laboratory

Data through Feb 1, 2021 verified as of Feb 2, 2021 at 09:25 AM

Data in this report are provisional and subject to change.

The numbers in the table below represent the number of Florida and non-Florida residents for whom test results were received by the Department of Health. A person can be tested by more than one laboratory and can have both positive and negative results. **Therefore, the sum of the numbers in each column will be larger than the total number of people tested.**

Reporting lab	Inconclusive	Negative	Positive	Percent positive	Total
BAPTIST HEALTH SOUTH FLORIDA - COUNTRY WALK URGENT CARE EXPRESS		1,199	196	14%	1,395
MINUTECLINIC LLC #1771		1,157	237	17%	1,394
MINUTECLINIC LLC #7887		1,221	170	12%	1,391
MINI ER WATERFORD LAKES, THE		1,157	215	16%	1,372
MINUTECLINIC LLC #1055		1,049	313	23%	1,362
MINUTECLINIC, LLC #4015		1,007	352	26%	1,359
ASCENSION ST VINCENT'S - SOUTHSIDE		1,309	49	4%	1,358
GENESIS LABORATORY MANAGEMENT	11	1,127	211	16%	1,349
LAKE WALES MEDICAL CENTER INC		1,171	173	13%	1,344
MINUTECLINIC LLC #4458		1,045	296	22%	1,341
MINUTECLINIC LLC # 3930		1,125	214	16%	1,339
PENSACOLA PEDIATRICS PA	1	1,178	156	12%	1,335
WHOLE FAMILY HEALTH CENTER INC		1,080	250	19%	1,330
Community_Health		1,140	178	14%	1,318
MINUTECLINIC LLC #3003		1,032	285	22%	1,317
LABORATORY SPECIALISTS OF MICHIGAN		1,081	233	18%	1,314
ARCPPOINT LABS		778	533	41%	1,311
MINUTECLINIC LLC # 3686		1,110	195	15%	1,305
BAPTIST HEALTH SOUTH FLORIDA - KEY BISCANE URGENT CARE EXPRESS		1,139	160	12%	1,299
MINUTECLINIC LLC #3814		1,034	254	20%	1,288
WHITE WILSON MEDICAL CENTER		162	1,115	87%	1,277
PHYSICIANS PRIMARY CARE	2	1,082	192	15%	1,276
BAYFRONT HEALTH - CITRUS HILLS		1,076	197	15%	1,273
TEMPUS CLINICAL LABORATORY	10	1,112	140	11%	1,262
MINUTECLINIC LLC #7173		1,097	161	13%	1,258
MINUTECLINIC LLC #7225		1,082	171	14%	1,253
AMELIA EXPRESS CARE		710	542	43%	1,252
MINUTECLINIC, LLC (CLINIC 10699)		1,050	201	16%	1,251
MINUTECLINIC LLC #3291		1,083	161	13%	1,244
UNIVERSITY OF ALABAMA AT BIRMINGHAM		1,209	33	3%	1,242
MINUTECLINIC LLC #7973		1,052	186	15%	1,238
NYU HOSPITALS CENTER CLINICAL LABORATORIES		1,182	39	3%	1,221
CLINICORE		1,124	91	7%	1,215
MEDEXPRESS URGENT CARE - JAX ATLANTIC BLVD		1,041	174	14%	1,215
MINUTECLINIC, LLC #3204		993	217	18%	1,210
MINUTECLINIC LLC #3257		977	225	19%	1,202
VAVA PARTNERS LLC		439	760	63%	1,199
COASTAL LABORATORIES	1	915	281	23%	1,197
ACCESS MEDICAL LABS		746	448	38%	1,194
PREMIER MEDICAL		1,097	90	8%	1,187
BAPTIST HEALTH EMERGENCY CENTER AT WEST CORAL WAY		901	277	24%	1,178
BAPTIST HEALTHCARE - JAY HOSPITAL		840	335	29%	1,175
TREASURE COAST MEDICAL ASSOCIATES INC		721	441	38%	1,162
MINUTECLINIC LLC #3635		1,007	154	13%	1,161
TOM LEE COMMUNITY HEALTH CENTER		796	356	31%	1,152
UHEALTH CLINIC AT WALGREENS		935	216	19%	1,151
SMA LAB	8	1,001	134	12%	1,143

COVID-19: testing by laboratory

Data through Feb 1, 2021 verified as of Feb 2, 2021 at 09:25 AM

Data in this report are provisional and subject to change.

The numbers in the table below represent the number of Florida and non-Florida residents for whom test results were received by the Department of Health. A person can be tested by more than one laboratory and can have both positive and negative results. **Therefore, the sum of the numbers in each column will be larger than the total number of people tested.**

Reporting lab	Inconclusive	Negative	Positive	Percent positive	Total
HOLIDAY CVS LLC DBA CVSPHARMACY #5155		1,098	45	4%	1,143
MINUTECLINIC LLC # 7933		978	144	13%	1,122
VERITAS GENETICS	61	942	119	11%	1,122
MINUTECLINIC LLC #5216		934	184	16%	1,118
MINUTECLINIC LLC #3285		955	162	15%	1,117
CAPSTONE HEALTHCARE		784	329	30%	1,113
MINUTECLINIC LLC #4024		932	180	16%	1,112
LAB24 INC	3	436	665	60%	1,104
MINUTECLINIC LLC #3654		890	213	19%	1,103
MINUTECLINIC, LLC #5817		871	224	20%	1,095
STAGEZERO LIFE SCIENCES INC	3	993	97	9%	1,093
ELLENTON URGENT CARE		865	228	21%	1,093
MINUTECLINIC LLC #3748		854	231	21%	1,085
MINUTECLINIC LLC #3648		876	208	19%	1,084
PROJECT HEALTH, INC SUMTERVILLE	5	890	189	17%	1,084
ED FRASER MEMORIAL HOSPITAL		861	220	20%	1,081
MINUTECLINIC LLC #1821		956	116	11%	1,072
OPTUM LABS LLC		936	135	13%	1,071
MINUTECLINIC LLC #5924		884	186	17%	1,070
PEDIATRIC HEALTH CARE ALLIANCE - NORTHDAL		971	96	9%	1,067
EPN URGENT CARE NAPLES	2	746	319	30%	1,067
NORTH FLORIDA PEDIATRICS-TALLAHASSEE		968	92	9%	1,060
RAINBOW RIVER MEDICAL LABORATORY		977	82	8%	1,059
PARAMOUNT URGENT CARE VILLAGES		736	318	30%	1,054
ADVANCED DIAGNOSTIC LABORATORY		1,002	47	4%	1,049
MEDIQUICK URGENT CARE CENTERS INC		630	404	39%	1,034
MINUTECLINIC LLC #4201		903	129	13%	1,032
BLUE MED CONSULTANTS		1,002	28	3%	1,030
MINUTECLINIC LLC #4612		775	242	24%	1,017
FLORIDA DEPARTMENT OF HEALTH IN POLK COUNTY	2	766	247	24%	1,015
SOLARIS HEALTHCARE PALATKA		925	88	9%	1,013
MINUTECLINIC LLC #3255		819	190	19%	1,009
XYZ LABORATORY	8	868	130	13%	1,006
PALM HARBOR PHARMACY		868	136	14%	1,004
ST ANNES NURSING CENTER		979	22	2%	1,001
VERITOR		850	142	14%	992
LAKELAND REGIONAL HEALTH - PWC/OB		36	954	96%	990
MINUTECLINIC LLC #1807		805	174	18%	979
JUPITER MEDICAL CENTER URGENT CARE		665	313	32%	978
KEYS AHEC SCHOOL MEDICAL CLINIC	7	888	83	8%	978
NAPLES URGENT CARE	1	598	364	38%	963
COASTAL PEDIATRIC GROUP		826	125	13%	951
STEWART REFERENCE LABORATORY	1	545	395	42%	941
FLAGLER HOSPITAL LABORATORY	8	34	895	96%	937
GENEIQ		878	49	5%	927
VRL EUROFINs - DALLAS		913	13	1%	926
GENE TOX WORLDWIDE	60	736	125	14%	921

COVID-19: testing by laboratory

Data through Feb 1, 2021 verified as of Feb 2, 2021 at 09:25 AM

Data in this report are provisional and subject to change.

The numbers in the table below represent the number of Florida and non-Florida residents for whom test results were received by the Department of Health. A person can be tested by more than one laboratory and can have both positive and negative results. **Therefore, the sum of the numbers in each column will be larger than the total number of people tested.**

Reporting lab	Inconclusive	Negative	Positive	Percent positive	Total
PRIMARY CARE OF THE TREASURE COAST		805	111	12%	916
CAREFAST MURABELLA		501	410	45%	911
AFC PHYSICIANS OF FLORIDA		630	277	31%	907
MINUTECLINIC LLC # 3579		769	138	15%	907
PATIENTS FIRST LAKE ELLA MEDICAL CENTER		790	116	13%	906
LENCO MEDICAL LABORATORY		861	39	4%	900
PARAMOUNT URGENT CARE - CLERMONT		686	210	23%	896
FAST TRACK URGENT CARE CENTER		4	889	100%	893
MINUTECLINIC LLC #3236		750	135	15%	885
ARCPOINT LABS OF CORAL SPRINGS FL		785	97	11%	882
HISTOPATHOLOGY SERVICES, LLC		771	97	11%	868
PROFESSIONAL HEALTH EXAMINERS DBA PROHEALTH	1	687	179	21%	867
INTEGRITY LABORATORIES, LLC	2	702	155	18%	859
KETAMINE HEALTH CENTERS LLC		777	79	9%	856
TACACHALE CLINICAL LABORATORY	1	808	45	5%	854
NORTH FLORIDA PEDIATRICS - LAKE CITY		652	198	23%	850
READY RESPONDERS FLORIDA, PLLC		733	115	14%	848
MINUTECLINIC, LLC #3245		645	199	24%	844
MINUTECLINIC LLC #476		695	146	17%	841
HEALTH CARE DISTRICT OF PALM BEACH COUNTY	1	689	150	18%	840
EUROFINS NTD, LLC		801	38	5%	839
TYNDALL AIR FORCE BASE		643	196	23%	839
HENDRY REGIONAL MEDICAL CENTER CLINICAL LABORATORY		620	212	25%	832
MINUTECLINIC LLC #3637		626	205	25%	831
FLORIDA HOSPITAL ORLANDO		743	74	9%	817
ADDICTION LABS OF AMERICA	3	744	67	8%	814
MOLECULAR TESTING LABS		758	55	7%	813
ASCENSION ST VINCENT'S - CLAY		775	32	4%	807
PALM BAY HOSPITAL CLINICAL LABORATORY		531	276	34%	807
OPTUMCARE FLORIDA LLC		601	197	25%	798
THE HEALTH CENTER OF PLANT CITY		729	69	9%	798
NITE LITE PEDIATRICS		234	563	71%	797
MINUTECLINIC, LLC DBA MINUTECLINIC #4717		765	27	3%	792
PHAROS HEALTH		623	167	21%	790
MINUTECLINIC LLC #1350		651	132	17%	783
CAREMED CLINIC LLC	1	562	216	28%	779
MINUTECLINIC LLC #1815		664	114	15%	778
GENOME LLC	2	703	69	9%	774
DEPARTMENT OF CLINICAL LABS		755	17	2%	772
COVANCE CLINICAL RESEARCH UNIT INC		751	20	3%	771
BROWNWOOD CARE CENTER		693	77	10%	770
FIU-HEALTH AUXILIARY LABORATORY	4	700	65	8%	769
DYNIX DIAGNOSTICS	2	524	236	31%	762
MACDILL AIR FORCE BASE		710	51	7%	761
MINUTECLINIC LLC #8381		624	135	18%	759
CVS HEALTH		543	214	28%	757
VRL EUROFINS		727	27	4%	754

COVID-19: testing by laboratory

Data through Feb 1, 2021 verified as of Feb 2, 2021 at 09:25 AM

Data in this report are provisional and subject to change.

The numbers in the table below represent the number of Florida and non-Florida residents for whom test results were received by the Department of Health. A person can be tested by more than one laboratory and can have both positive and negative results. **Therefore, the sum of the numbers in each column will be larger than the total number of people tested.**

Reporting lab	Inconclusive	Negative	Positive	Percent positive	Total
NORTH FLORIDA PEDIATRICS PA - SUWANNEE	3	636	112	15%	751
NONE		308	443	59%	751
MYTEST DIAGNOSTICS		698	53	7%	751
FIRST QUALITY LABORATORY		707	42	6%	749
ADVANCED MEDICAL OF NAPLES LLC		652	96	13%	748
ER QUICKCARE PL		621	127	17%	748
LITTLE PINE PEDIATRICS		531	216	29%	747
LEE COUNTY EMERGENCY MEDICAL SERVICE		649	97	13%	746
NORTH OKALOOSA MEDICAL CENTER		434	311	42%	745
C.W. BILL YOUNG VA MEDICAL CENTER	1	20	719	97%	740
BAPTIST HEALTH - MD ANDERSON CANCER CENTER		731	4	1%	735
MIAMI JEWISH HEALTH SYSTEMS		687	43	6%	730
PROFESSIONAL HEALTH EXAMINERS		617	108	15%	725
WELLINGTON REGIONAL MEDICAL CENTER		637	88	12%	725
ADVENT HEALTH LAB - ORLANDO		430	294	41%	724
UNIVERSITY OF WEST FLORIDA STUDENT HEALTH SERVICES	1	603	119	16%	723
COASTAL PHYSICIANS, LLC		574	149	21%	723
SANTA ROSA MEDICAL GROUP		568	150	21%	718
DISNEY COVID TEST SITE		703	10	1%	713
XPRESS URGENT CARE	3	587	110	16%	700
NORTHEAST FLORIDA NEUROLOGY CLINICS, INC		588	110	16%	698
MINUTECLINIC, LLC # 4469		572	124	18%	696
Tampa Lakes Health and Rehabilitation Center	2	625	69	10%	696
STEWART ROCKLEDGE HOSPITAL		536	157	23%	693
VITAS HEALTHCARE CORPORATION OF FLA		686	3	0%	689
RIVER TOWN DIAGNOSTIC LLC		499	190	28%	689
ANY LAB TEST NOW	1	451	236	34%	688
PREMIER MEDICAL LABORATORY SERVICES	1	463	222	32%	686
NORTH SHORE LIJ URGENT CARE PC		645	38	6%	683
Point of Care Testing	1	113	569	83%	683
PRIMARY CARE SERVICES AT INDIAN RIVER ESTATES		660	16	2%	676
KENDALL HEALTHCARE PROPERTIES DBA	2	646	27	4%	675
MINI ER ADULT AND PEDIATRIC URGENT CARE		574	98	15%	672
Victoria Nursing and Rehabilitation Center		626	46	7%	672
FISHERMENS HOSPITAL CLINICAL LAB		607	62	9%	669
WILLOWBROOKE COURT AT EDGEWATER POINTE ESTATES		657	9	1%	666
NCH HEALTHCARE SYSTEM MICROBIOLOGY LAB		1	663	100%	664
VENICE REGIONAL MEDICAL CENTER		574	88	13%	662
LPG COCONUT POINT		536	125	19%	661
PROJECT HEALTH INC	2	541	117	18%	660
MEDICAL FP – WHOLE FAMILY HEALTH CENTER		539	119	18%	658
MEDICAL CONSULTANTS OF FLORIDA, LLC	1	538	119	18%	658
ORLANDO HEALTH AND REHAB CENTER		610	41	6%	651
APALACHEE CORRECTIONAL INSTITUTION EAST UNIT		633	16	2%	649
TREE HOUSE PEDIATRICS PLLC		584	65	10%	649
MAVERICK LABS		458	188	29%	646
NORTH FLORIDA PEDIATRICS PA		553	93	14%	646

COVID-19: testing by laboratory

Data through Feb 1, 2021 verified as of Feb 2, 2021 at 09:25 AM

Data in this report are provisional and subject to change.

The numbers in the table below represent the number of Florida and non-Florida residents for whom test results were received by the Department of Health. A person can be tested by more than one laboratory and can have both positive and negative results. **Therefore, the sum of the numbers in each column will be larger than the total number of people tested.**

Reporting lab	Inconclusive	Negative	Positive	Percent positive	Total
CARE ONE OF FLORIDA LLC		435	209	32%	644
CONSULATE HEALTH CARE OF NEW PORT RICHEY	2	524	117	18%	643
DOCTOR'S MEMORIAL HOSPITAL		485	157	24%	642
INTERLACHEN PEDIATRICS		613	28	4%	641
PEDIATRICS OF CENTRAL FLORIDA PA	19	580	39	6%	638
CLINICAL PATHOLOGY LABS INC		574	64	10%	638
MIDWAY SPECIATLY CARE CENTER		417	220	35%	637
SOLARIS HEALTHCARE CHARLOTTE HARBOR		590	46	7%	636
PROHEALTH MEDICAL CLINIC		84	550	87%	634
PALACE NURSING HOME & REHAB CENTER		595	34	5%	629
AFC PHYSICIANS OF FLORIDA PA		421	205	33%	626
INTERLACHEN PEDIATRICS PA		594	30	5%	624
CATALYST WALK IN CLINIC		489	133	21%	622
PALM GARDEN OF PORT SAINT LUCIE		609	6	1%	615
ADVENTHEALTH CENTRA CARE WINTER HAVEN	1	261	352	57%	614
GROWING TOGETHER PEDIATRICS LLC		566	47	8%	613
HOLY CROSS HOSPITAL		12	598	98%	610
CREEKSIDE CARE CENTER	1	520	84	14%	605
MINUTECLINIC LLC #6007		501	102	17%	603
MANOR PINES CONVALESCENT CENTER LLC	1	582	20	3%	603
CRUCIAL CARE EMERGENCY MEDICINE DOCTORS		461	141	23%	602
PATIENTS FIRST - MAHAN DRIVE		164	435	73%	599
LIFE CARE CENTER OF NEW PORT RICHEY		565	33	6%	598
LIFE CARE CENTER OF ORANGE PARK		566	30	5%	596
JOHN KNOX VILLAGE HEALTH CENTER		578	18	3%	596
MINUTECLINIC LLC #8927		486	109	18%	595
MOUNT SINAI LABORATORY		565	26	4%	591
REDI MED LLC		453	133	23%	586
WOODLANDS MEDICAL SPECIALISTS		359	226	39%	585
VETERANS AFFAIRS MEDICAL CENTER - JAMES A HALEY			585	100%	585
POINT OF CARE TESTING SITE		556	24	4%	580
CAPE CANAVERAL HOSPITAL		363	217	37%	580
PRIMARY CARE SERVICES AT ST ANDREWS ESTATES		578			578
CHILDRENS MEDICAL ASSOCIATION		518	55	10%	573
SPECTOR SCIENTIFIC LAB	1	218	353	62%	572
NCHMD, INC SOUTHEAST IMMEDIATE CARE		439	133	23%	572
MEDICAL VB		451	120	21%	571
ETHOS WELLNESS PHARMACY		528	41	7%	569
GULF COAST VILLAGE		538	29	5%	567
MID-FLORIDA PATHOLOGY		436	130	23%	566
GOLDEN GLADES NURSING & REHABILITATION CTR		556	10	2%	566
GULF COAST MOLECULAR LABORATORIES	12	460	90	16%	562
TENNESSEE DOH - NASHVILLE	2	493	65	12%	560
HOLMES REGIONAL MEDICAL CENTER		5	554	99%	559
MINUTECLNIC LLC		492	66	12%	558
MINUTECLINIC LLC #5187		485	71	13%	556
JACKSONVILLE BEACH PEDIATRIC CARE CENTER		501	55	10%	556

COVID-19: testing by laboratory

Data through Feb 1, 2021 verified as of Feb 2, 2021 at 09:25 AM

Data in this report are provisional and subject to change.

The numbers in the table below represent the number of Florida and non-Florida residents for whom test results were received by the Department of Health. A person can be tested by more than one laboratory and can have both positive and negative results. **Therefore, the sum of the numbers in each column will be larger than the total number of people tested.**

Reporting lab	Inconclusive	Negative	Positive	Percent positive	Total
SHORELINE PHYSICIAN GROUP		342	213	38%	555
SEBASTIAN RIVER MEDICAL CENTER	2	409	143	26%	554
USF MORSANI CENTER FOR ADVANCED HEALTH CARE		478	74	13%	552
CONSULATE HEALTHCARE OF VERO BEACH	14	461	77	14%	552
MAIN STREET MEDICAL CENTER		127	425	77%	552
PALM GARDEN OF VERO BEACH		513	39	7%	552
THE PRESERVE		544	7	1%	551
ECCOLAB GROUP	1	145	405	74%	551
HMA SANTA ROSA MEDICAL CENTER LLC DBA		428	122	22%	550
ADVENTHEALTH MEDICAL GROUP PROMPT CARE		393	157	29%	550
The Sands at South Beach		545	4	1%	549
ST JOHN'S NURSING CENTER		531	18	3%	549
VITAE DIAGNOSTICS		534	13	2%	547
EAST LAKE PEDIATRICS		465	81	15%	546
CLEWISTON NURSING AND REHABILITATION CENTER		533	11	2%	544
BROAD INSTITUTE CLINICAL SEQUENCING RESEARCH PLATFORM	1	521	22	4%	544
LOOP PEDIATRICS PA	3	440	99	18%	542
COASTAL URGENT CARE		425	116	21%	541
Crestview Rehabilitation Center	5	410	126	23%	541
CYPRESS VILLAGE	1	515	24	4%	540
HALIFAX MEDICAL CENTER-PORT ORANGE LAB		459	81	15%	540
LIFE CARE CENTER OF HILLIARD		523	15	3%	538
Signature HealthCare Center of Waterford		510	28	5%	538
ST PETERSBURG PEDIATRICS	1	465	71	13%	537
NCF DIAGNOSTICS & DNA TECHNOLOGIES	15	204	318	59%	537
SOUTHEAST ALABAMA MEDICAL CENT		486	49	9%	535
AMERICAN FAMILY CARE PENSACOLA WEST		1	533	100%	534
THERADOC		152	382	72%	534
VETERANS AFFAIRS MEDICAL CENTER		40	490	92%	530
CLARITY LABS		458	69	13%	527
MED FAST URGENT CARE CENTER		260	267	51%	527
BOND AND STEELE CLINIC PA		352	174	33%	526
FORT MYERS INTERNAL MEDICINE, LLC		474	50	10%	524
VETERANS AFFAIRS MEDICAL CENTER - BAY PINES		17	506	97%	523
MEDICAL CENTER CLINIC-IMMEDIATE CARE	1	419	102	20%	522
24 HOUR PEDIATIC CARE CENTER	1	474	47	9%	522
J AND G MEDICAL GROUP LLC		430	88	17%	518
FLAGLER COUNTY HEALTH DEPARTMENT	3	400	111	22%	514
VITAS HEALTHCARE CORP OF CENTRAL FL		493	19	4%	512
CITY MEDICAL OF NEW JERSEY, PC		471	41	8%	512
EDEN SPRINGS NURSING AND REHAB CENTER		397	110	22%	507
NSPIRE HEALTHCARE MIAMI LAKES	7	486	14	3%	507
DOCTORS CENTER,THE		399	108	21%	507
VILLA MARIA NURSING & REHAB CENTER INC	1	495	11	2%	507
CALHOUN LIBERTY HOSPITAL		368	136	27%	504
DAVITA LABORATORY		426	73	15%	499
TELESCOPE HEALTH LLC	3	398	98	20%	499

COVID-19: testing by laboratory

Data through Feb 1, 2021 verified as of Feb 2, 2021 at 09:25 AM

Data in this report are provisional and subject to change.

The numbers in the table below represent the number of Florida and non-Florida residents for whom test results were received by the Department of Health. A person can be tested by more than one laboratory and can have both positive and negative results. **Therefore, the sum of the numbers in each column will be larger than the total number of people tested.**

Reporting lab	Inconclusive	Negative	Positive	Percent positive	Total
CARENOW URGENT CARE – FORT PIERCE		265	234	47%	499
MANOR CARE NURSING CENTER OF SARASOTA FL LLC		413	85	17%	498
DOH – INDIAN RIVER		425	71	14%	496
BALDOMERO LOPEZ STATE VETERANS NURSING HOME	2	490	3	1%	495
CLINICAL PATHOLOGY LABS		386	108	22%	494
SUNRISE URGENT CARE ASSOCIATES LLC D/B/A	2	194	298	60%	494
EMERALD SHORES HEALTH AND REHABILITATION		405	88	18%	493
Plantation Bay Rehabilitation Center		469	18	4%	487
JACKSON MEMORIAL PERDUE MEDICAL CENTER		462	23	5%	485
LIFE CARE CENTER OF PENSACOLA		438	45	9%	483
NEW YORK HOSPITAL LABORATORIES	1	469	12	2%	482
GOLDEN GATE FAMILY CLINIC		102	379	79%	481
FAMILY HEALTH CENTERS OF SWF LABS	2	404	75	16%	481
JACKSON MEMORIAL LONG TERM CARE CENTER		461	19	4%	480
EXPRESS URGENT CARE LLC		1	479	100%	480
HEALTH CENTER AT BRENTWOOD	1	435	42	9%	478
ST CLOUD REGIONAL MEDICAL CENTER CLINICAL LAB		394	79	17%	473
MEMORIAL PEMBROKE 24/7 CARE CENTER		356	116	25%	472
BOCA GRANDE HEALTH CLINIC		446	24	5%	470
MANOR CARE HEALTH SERVICES - FT MYERS		450	20	4%	470
DIAMOND RIDGE HEALTH AND REHABILITATION		441	29	6%	470
MOORINGS PARK INSTITUTE, INC, THE		448	21	4%	469
VALENCIA HILLS HEALTH AND REHABILITATION CENTER		455	13	3%	468
NAVAL HOSPITAL - JACKSONVILLE		136	331	71%	467
PALM GARDEN OF TAMPA		439	27	6%	466
SABAL PALMS HEALTH AND REHAB		415	50	11%	465
MEDONE URGENT CARE AT ST. AUGUSTINE		114	350	75%	464
ENZO CLINICAL LABS INC	3	441	20	4%	464
GRAND COURT TAMPA		461	3	1%	464
RIVER GARDEN HEBREW HOME FOR THE AGED		409	54	12%	463
POINT WASHINGTON MEDICAL CLINIC	1	278	184	40%	463
PENSACOLA PEDIATRICS	1	258	202	44%	461
CONTINENTAL CLINICAL RESEARCH, LLC		440	20	4%	460
NCH HEALTHCARE BONITA		342	118	26%	460
BROOKDALE PALMER RANCH	1	403	55	12%	459
WILLOW BROOKE COURT AT INDIAN RIVER ESTATES		415	44	10%	459
NORTH FLORIDA RETIREMENT VILLAGE		453	2	0%	455
EAST LAKE PEDIATRICS PA		418	37	8%	455
SUSANNA WESLEY HEALTH CENTER		418	36	8%	454
CLARIDGE HOUSE NURSING CENTER		437	17	4%	454
THE PALACE AT HOMESTEAD	1	435	17	4%	453
MEDFAST URGENT CARE CENTERS		175	278	61%	453
PALM GARDEN OF JACKSONVILLE	2	371	79	17%	452
HARTS HARBOR HEALTH CARE CENTER		430	21	5%	451
MINUTECLINIC LLC #214		378	72	16%	450
CLIFFORD CHESTER SIMS STATE VETERANS		438	9	2%	447
The Manor at Blue Water Bay		386	60	13%	446

COVID-19: testing by laboratory

Data through Feb 1, 2021 verified as of Feb 2, 2021 at 09:25 AM

Data in this report are provisional and subject to change.

The numbers in the table below represent the number of Florida and non-Florida residents for whom test results were received by the Department of Health. A person can be tested by more than one laboratory and can have both positive and negative results. **Therefore, the sum of the numbers in each column will be larger than the total number of people tested.**

Reporting lab	Inconclusive	Negative	Positive	Percent positive	Total
BUFFALO CROSSING HEALTHCARE & REHABILITATION CTR		430	16	4%	446
FLORIDA DEPARTMENT OF HEALTH CLAY COUNTY	1	351	93	21%	445
VIERA HOSPITAL, INC		335	110	25%	445
FLORIDA GULF COAST UNIVERSITY		277	167	38%	444
VETERANS AFFAIRS MEDICAL CENTER - GAINESVILLE		3	441	99%	444
LAUDERDALE NURSING CENTER LLC	1	424	19	4%	444
PRIMARY CARE SOUTH INC		151	292	66%	443
FOUNTAIN MANOR HEALTH AND REHAB CENTER	1	426	16	4%	443
SOUTHERN OAKS CARE CENTER	1	405	36	8%	442
ADVENTHEALTH EXPRESS CARE AT WALGREENS		387	55	12%	442
DIAMOND RIDGE HEALTH AND REHABILITATION CENTER		419	22	5%	441
PEDIATRIC HEALTHCARE ALLIANCE PA		399	42	10%	441
NEMOURS CHILDREN'S HOSPITAL		367	72	16%	439
SMA SPECIALTY MEDICAL LAB		117	321	73%	438
FLO-MEDILAB SERVICES LLC		187	250	57%	437
PARKLANDS FACILITY INC	4	391	42	10%	437
MANOR AT CARPENTERS		411	26	6%	437
ASAP LABS LLC		305	130	30%	435
HILLCREST HEALTH CARE & REHABILITATION CENTER	2	419	11	3%	432
MINUTECLINIC LLC #5157		365	67	16%	432
Good Samaritan Society Kissimmee Village		367	64	15%	431
AMERICA'S PHARMACY LLC		381	50	12%	431
AVECINA MEDICAL JULINGTON	1	240	189	44%	430
RICARDO NAVARRO DO PA		367	62	14%	429
NEW PLANT CITY FAMILY CARE	1	227	201	47%	429
FLORIDA DEPT OF HEALTH IN BREVARD COUNTY	3	363	63	15%	429
MAYFLOWER ASSISTED LIVING		422	5	1%	427
EXPRESS PHARMACY		391	35	8%	426
PALM GARDEN OF OCALA		330	95	22%	425
BAPTIST PRIMARY CARE	2	331	91	21%	424
HARBOUR HEALTH CENTER		409	14	3%	423
Q ANSWER LAB	1	376	45	11%	422
WILLISTON CARE CENTER		371	50	12%	421
GARCIA CLINICAL LABORATORY		28	392	93%	420
HERON POINTE HEALTH AND REHABILITATION	1	416	3	1%	420
FLORIDA DEPARTMENT OF HEALTH IN CALHOUN COUNTY		305	113	27%	418
APP-UNIPATH, LLC	2	402	14	3%	418
BALDWIN PEDIATRICS	1	392	25	6%	418
Colonial Lakes Health Care		384	32	8%	416
ST ANDREWS BAY SKILLED NURSING &		357	59	14%	416
LEHIGH REGIONAL MEDICAL CENTER LAB		371	44	11%	415
WEST GABLES HEALTH CARE CENTER		404	10	2%	414
PHYSICIANS PRIMARY CARE LAB		360	54	13%	414
CHILDRENS MEDICAL ASSOCIATION PA		364	49	12%	413
NORTH FLORIDA MEDICAL GROUP		298	115	28%	413
MINUTECLINIC LLC #3671		366	44	11%	410
ARCPPOINTS LABS		345	63	15%	408

COVID-19: testing by laboratory

Data through Feb 1, 2021 verified as of Feb 2, 2021 at 09:25 AM

Data in this report are provisional and subject to change.

The numbers in the table below represent the number of Florida and non-Florida residents for whom test results were received by the Department of Health. A person can be tested by more than one laboratory and can have both positive and negative results. **Therefore, the sum of the numbers in each column will be larger than the total number of people tested.**

Reporting lab	Inconclusive	Negative	Positive	Percent positive	Total
SPRING HILL HEALTH AND REHABILITATION CENTER		393	15	4%	408
NEW YORK PRESBYTERIAN - CUMC CLINICAL		390	17	4%	407
Solaris HealthCare Windermere		375	31	8%	406
CARE ONE OF FLORIDA	1	272	133	33%	406
TIDE LABORATORIES		362	43	11%	405
ORLANDO HEALTH CENTER FOR REHABILITATION		393	10	2%	403
AFC URGENT CARE SEMINOLE			401	100%	401
CITRUS NURSING CENTER LLC		369	32	8%	401
MINI ER AND URGENT CARE		289	105	27%	394
PEBBLEBROOK PHARMACY		306	88	22%	394
SOLARIS HEALTHCARE LAKE CITY		318	75	19%	393
VITAS LUTHERAN TOWERS INPATIENT PROGRAM		329	62	16%	391
BARBER		13	376	97%	389
MANOR OAKS NURSING & REHAB CENTER	2	386	1	0%	389
Santa Rosa Center for Rehabilitation and Healing		324	61	16%	385
MEDICAL CENTER OF DELTONA, INC		303	80	21%	383
SOLARIS HEALTHCARE MERRITT ISLAND		344	36	9%	380
FLORIDA HOSPITAL WAUCHULA		261	119	31%	380
Ocala Health and Rehabilitation Center		361	18	5%	379
BENTON PEDIATRICS INC		337	42	11%	379
FERNANDINA BEACH REHAB AND NURSING	1	362	15	4%	378
SANDBAY URGENT CARE		305	72	19%	377
FLORIDA HOSPITAL MEDICAL GROUP		254	122	32%	376
PALMS OF SEBRING		342	34	9%	376
BAYA PHARMACY WEST		8	368	98%	376
PALMETTO FAMILY HEALTHCARE	1	236	139	37%	376
HOPE HOSPICE AND COMMUNITY SERVICES INC	12	351	11	3%	374
CONSULATE HEALTH CARE OF BAYONET POINT	3	363	7	2%	373
ADVENTHEALTH CENTRA CARE TRINITY		323	49	13%	372
DXTERITY DIAGNOSTICS	1	351	20	5%	372
MEDONE URGENT CARE CENTER		149	222	60%	371
INDIAN RIVER CTR, LLC		325	46	12%	371
HENDRY REGIONAL MEDICAL CENTER		107	264	71%	371
ABBAY DELRAY		366	5	1%	371
URGENT CARE BETHESDA	1	318	52	14%	371
ELLENTON PEDIATRICS		353	17	5%	370
ADVENT HEALTH - TAMPA		148	220	60%	368
PHYSICIANS STAT LAB INC		311	57	15%	368
TREASURE COAST COMMUNITY HEALTH	3	310	55	15%	368
SOLARIS HEALTHCARE OSCEOLA		346	21	6%	367
AMERICAN RESEARCH LABS		166	199	55%	365
FAMILY HEALTH CENTERS OF SOUTHWEST FLORIDA INC		308	57	16%	365
FAIR HAVENS CENTER, OPCO		359	6	2%	365
Stacey Health Care Centers Inc. dba Riverside Care Center		334	28	8%	362
PALM GARDEN OF CLEARWATER		343	18	5%	361
MICHAEL A MIDDLETON MD PA□		347	14	4%	361
UR MEDICINE LABS- CENTRAL LABORATORY		340	20	6%	360

COVID-19: testing by laboratory

Data through Feb 1, 2021 verified as of Feb 2, 2021 at 09:25 AM

Data in this report are provisional and subject to change.

The numbers in the table below represent the number of Florida and non-Florida residents for whom test results were received by the Department of Health. A person can be tested by more than one laboratory and can have both positive and negative results. **Therefore, the sum of the numbers in each column will be larger than the total number of people tested.**

Reporting lab	Inconclusive	Negative	Positive	Percent positive	Total
INFORM DIAGNOSTICS		351	9	3%	360
ORCHARD PARK HEALTH & REHABILITATION		355	4	1%	359
BREVARD HEALTH ALLIANCE		166	193	54%	359
SUWANNEE HEALTH AND REHABILITATION CENTER		353	5	1%	358
RUSKIN HEALTH CENTER		243	115	32%	358
MEDSCAN LABORATORY INC	1	163	193	54%	357
SIGNATURE HEALTHCARE OF BROOKWOOD GARDENS		355	1	0%	356
MY CLINICAL LAB		224	128	36%	352
PEDIATRIC HEALTHCARE ALLIANCE		326	26	7%	352
Solaris Healthcare Daytona	2	302	47	13%	351
AFC URGENT CARE FAMILY CARE			351	100%	351
HEARTLAND PEDIATRICS OF LAKE WALES		306	45	13%	351
CORE DIAGNOSTIC LABORATORIES LLC		237	112	32%	349
BAYSHORE DIAGNOSTICS		309	40	11%	349
SANFORD LABORATORIES		325	24	7%	349
THE PALACE MANAGEMENT - THE PALACE AT CORAL GABLES		345	3	1%	348
SIPARADIGM, DIAGNOSTIC INFORMATICS		273	74	21%	347
Timberridge Center for Rehabilitation and Healing		319	28	8%	347
JOHNS HOPKINS ALL CHILDREN'S HOSPITAL		308	38	11%	346
CLERMONT HEALTH AND REHABILITATION CENTER		319	27	8%	346
VILLAGE AT VIENNA SQUARE,THE	6	329	11	3%	346
AFC URGENT CARE TYRONE		2	343	99%	345
HEALTHY STEPS PEDIATRICS		301	43	13%	344
CORAL BAY HEALTHCARE AND REHABILITATION	1	329	12	4%	342
DBI HEALTH INC		328	14	4%	342
ADVENT HEALTH CENTRA CARE - PALM COAST		80	261	77%	341
HEALTH DESIGNS		328	13	4%	341
SEMINOLE NURSING PAVILION		333	7	2%	340
CARENOW	2	169	169	50%	340
BAYFRONTVENICEREGIONAL		320	19	6%	339
SELECT REFERENCE LABORATORIES, LLC	1	326	12	4%	339
BROOKSVILLE HEALTHCARE CENTER LLC		334	4	1%	338
BLOUNTSTOWN REHABILITATION CENTER LLC		234	104	31%	338
GOOD SAMARITAN CENTER		336	1	0%	337
Cypress Cove Care Center		236	100	30%	336
PALM GARDEN OF WINTER HAVEN		320	15	4%	335
NORTH FLORIDA REHABILITATION & SPECIALTY CARE		332	3	1%	335
FLORIDA DEPARTMENT OF HEALTH		296	39	12%	335
ORANGE BLOSSOM FAMILY HEALTH		315	18	5%	333
LITTLE PINE PEDIATRICS PLLC		283	50	15%	333
MEDIPATH		18	314	95%	332
BROOKDALE FORT MYERS CYPRESS LAKE		331	1	0%	332
Darcy Hall Of Life Care		327	5	2%	332
AFC URGENT CARE CLEARWATER	1	122	208	63%	331
MINUTECLINIC LLC, #10357		330	1	0%	331
SOLARIS HEALTHCARE PARKWAY	2	314	13	4%	329
NORTH PINELLAS STATMED QUICK QUALITY CLINICS		236	93	28%	329

COVID-19: testing by laboratory

Data through Feb 1, 2021 verified as of Feb 2, 2021 at 09:25 AM

Data in this report are provisional and subject to change.

The numbers in the table below represent the number of Florida and non-Florida residents for whom test results were received by the Department of Health. A person can be tested by more than one laboratory and can have both positive and negative results. **Therefore, the sum of the numbers in each column will be larger than the total number of people tested.**

Reporting lab	Inconclusive	Negative	Positive	Percent positive	Total
Manatee Springs Rehabilitation and Nursing Center		309	20	6%	329
HEALTH CENTRAL PARK		263	66	20%	329
VETERANS AFFAIRS MEDICAL CENTER - LAKE CITY		52	277	84%	329
HAINES CITY REHABILITATION AND NURSING CENTER		305	23	7%	328
USAFSAM/PHE		174	154	47%	328
Life Care Center at Wells Crossing		309	18	6%	327
LAB DOCTOR		288	39	12%	327
MANORCARE HEALTH SERVICES - VENICE		271	55	17%	326
TRI-COUNTY NURSING AND REHABILITATION CENTER INC		311	15	5%	326
Palmetto Subacute Care Center		316	10	3%	326
CARITHERS PEDIATRIC GROUP		287	37	11%	324
Life Care Center of Ocala		278	46	14%	324
LIFE CARE PONTE VEDRA INC		316	8	2%	324
MOOSEHAVEN HEALTH CENTER		284	37	12%	321
NORTH VISTA HOSPITAL LABORATORY		246	74	23%	320
CORAL TRACE HEALTH CARE☐	2	313	5	2%	320
Bayside Care Center	1	299	20	6%	320
MIDWAY SPECIALTY CARE CENTER	3	203	113	35%	319
SOLARIS HEALTHCARE BAYONET POINT		304	14	4%	318
SHORE ACRES CARE CENTER		282	35	11%	317
FLORIDA HOSPITAL HEARTLAND MED CTR LAKE PLACID		232	85	27%	317
MEDFAST URGENT CARE CENTER		86	230	73%	316
Quest Diag Unspecifd	1	181	134	42%	316
GENESIS MEDICAL LABORATORY MIAMI FL.		83	230	73%	313
FAIRWAY OAKS CENTER LLC	6	301	6	2%	313
PALM GARDEN OF WEST PALM BEACH☐	4	293	15	5%	312
FLORIDA DEPARTMENT OF HEALTH IN LIBERTY COUNTY	2	220	89	29%	311
STARKE FAMILY MEDICAL CENTER		248	62	20%	310
LIFEBRITE	1	125	183	59%	309
KEY WEST HEALTH AND REHAB	1	300	7	2%	308
MEDEXPRESS LUTZ		3	305	99%	308
Destin Healthcare and Rehabilitation Center	1	271	36	12%	308
PALM GARDEN OF ORLANDO		276	31	10%	307
ASCEND CLINICAL	2	235	67	22%	304
SEA BREEZE REHAB AND NURSING CENTER☐		296	8	3%	304
EPN URGENT CARE		44	260	86%	304
DELTONA HEALTH CARE		280	23	8%	303
Marshall Health and Rehabilitation Center		273	30	10%	303
CRONOS CLINICAL LABORATORY	22	193	87	29%	302
AFC URGENT CARE		67	235	78%	302
GOOD SAMARITAN SOCIETY-DAYTONA		285	15	5%	300
Palm Garden of Largo		297	3	1%	300
PruittHealth Panama City	1	236	62	21%	299
PIONEER CLINICAL LAB LLC		230	69	23%	299
PHYSICIANS REGIONAL WALK-IN		185	113	38%	298
BOCA BIOLISTICS REFERENCE LABORATORY	2	185	110	37%	297
HEALTH FIRST ADVENTHEALTH CENTRA CARE - TITUSVILLE		56	241	81%	297

COVID-19: testing by laboratory

Data through Feb 1, 2021 verified as of Feb 2, 2021 at 09:25 AM

Data in this report are provisional and subject to change.

The numbers in the table below represent the number of Florida and non-Florida residents for whom test results were received by the Department of Health. A person can be tested by more than one laboratory and can have both positive and negative results. **Therefore, the sum of the numbers in each column will be larger than the total number of people tested.**

Reporting lab	Inconclusive	Negative	Positive	Percent positive	Total
ROLLINS COLLEGE WELLNESS CENTER		130	167	56%	297
LabCorp (Non-Interfaced)	1	121	174	59%	296
AVELLINO LAB USA, INC	1	283	12	4%	296
CHILDRENS CLINIC WEST FLORIDA PEDIATRICS		268	28	9%	296
DIAGNOSTIC & CLINICAL CARE SERVICES INC DBA		236	60	20%	296
MANOR CARE OF BOYNTON BEACH LLC		272	24	8%	296
BUENA VISTA URGENT CARE		264	32	11%	296
VILLAGE DOCTORS OF KEYSTONE		220	76	26%	296
HARDEE MANOR HEALTH CARE CENTER	1	291	3	1%	295
BAY VILLAGE OF SARASOTA INC		292	3	1%	295
GANDY CROSSING CARE CENTER	1	280	13	4%	294
LIFE CARE CENTER OF PALM BAY		284	9	3%	293
OCEAN VIEW NURSING AND REHAB CENTER		279	14	5%	293
NORTHWEST MEDICAL CENTER CLINICAL LABORATORY		175	117	40%	292
Bay Breeze Senior Living and Rehabilitation Center		239	52	18%	291
FIRST CHOICE PEDIATRICS		212	79	27%	291
BROWARD PARTNERSHIP	6	280	5	2%	291
SABAL DIRECT PRIMARY CARE, PA		236	55	19%	291
HARDEE COUNTY HEALTH DEPARTMENT		228	62	21%	290
OSPREY LODGE		232	58	20%	290
ROSEWOOD HEALTH AND REHABILITATION CENTER		270	19	7%	289
AUBURN UNIVERSITY MEDICAL CLINIC		227	62	21%	289
ST LUCIE EMPLOYEE HEALTH & WELLNESS CENTER		285	4	1%	289
FAMILY CARE PARTNERS OF NORTHEAST FLORIDA LLC		217	72	25%	289
PALM GARDEN OF GAINESVILLE	2	285	2	1%	289
Bardmoor Oaks Healthcare and Rehabilitation Center		283	6	2%	289
QUICK CARE MED		235	53	18%	288
TIDEWELL HOSPICE INC		283	4	1%	287
BIOCEPT		270	16	6%	286
LAKELAND REGIONAL HEALTH SYSTEMS INC		20	266	93%	286
SIGNATURE HEALTHCARE OF NORTH FLORIDA		284	2	1%	286
ATLANTIC SHORES NURSING AND REHAB CENTER	1	275	9	3%	285
ST JAMES HEALTH AND REHABILITATION CENTER		201	84	29%	285
SERENADES IN THE VILLAGES		231	54	19%	285
SPECIALTY HEALTH AND REHABILITATION CENTER		260	25	9%	285
VILLAGE DOCTORS FAMILY MEDICAL CENTER OF		228	57	20%	285
PruittHealth Santa Rosa		195	89	31%	284
CLINICAL ENTERPRISE, INC		266	18	6%	284
BROOKDALE PADDOCK HILLS	1	281	2	1%	284
SPRINGTREE REHAB & HEALTH CARE CENTER		267	16	6%	283
KISSIMMEE FACILITY OPERATIONS LLC		262	20	7%	282
ORCHARD RIDGE CARE AND REHABILITATION CENTER		263	19	7%	282
PINES OF SARASOTA		279	3	1%	282
COLOR GENOMICS, INC.	2	273	6	2%	281
BOND CLINIC PA PEDIATRICS DEPT		251	30	11%	281
BRIDGEWATER PARK HEALTH AND REHAB		257	23	8%	280
AVANTE AT LEESBURG INC		280			280

COVID-19: testing by laboratory

Data through Feb 1, 2021 verified as of Feb 2, 2021 at 09:25 AM

Data in this report are provisional and subject to change.

The numbers in the table below represent the number of Florida and non-Florida residents for whom test results were received by the Department of Health. A person can be tested by more than one laboratory and can have both positive and negative results. **Therefore, the sum of the numbers in each column will be larger than the total number of people tested.**

Reporting lab	Inconclusive	Negative	Positive	Percent positive	Total
AVENTURA REHAB AND NURSING CENTER		275	5	2%	280
ENCOMPASS HEALTH REHABILITATION HOSPITAL	8	259	12	4%	279
ARGO SENIOR LIVING AT HAVERHILL		262	17	6%	279
SUN COUNTRY PEDIATRICS PLLC	7	245	26	9%	278
FL HUD DESTIN, LLC D/B/A GRAND BOULEVARD HEALTH		244	34	12%	278
AMEERAH LABS, LLC	2	211	65	23%	278
PALMS REHABILITATION AND HEALTHCARE CENTER		245	33	12%	278
AURORA DIAGNOSTICS BERNHARDT LABORATORIES PATHOLOGY SERVICE		190	87	31%	277
PRUITT HEALTH-SANTA ROSA		275	2	1%	277
SUNLAND MARIANNA COX MEDICAL CENTER		236	40	14%	276
SAINTS 120 LLC	1	240	34	12%	275
LAKE EUSTIS HEALTH AND REHABILITATION CENTER		269	6	2%	275
HOMESTEAD MANOR	2	233	40	15%	275
CONSULATE HEALTH CARE OF SAFETY HARBOR		269	6	2%	275
LUTHERAN HAVEN		267	8	3%	275
ST JUDE CHILDREN'S RESEARCH HOSPITAL		260	15	5%	275
WESTCHESTER GARDENS LIMITED PARTNERSHIP		269	5	2%	274
TAMARAC REHABILITATION & HEALTH CENTER		273	1	0%	274
Glades West Rehabilitation and Nursing Center		266	8	3%	274
THE SPRINGS AT BOCA CIEGA BAY		264	9	3%	273
QUALITOX LABORATORIES		105	167	61%	272
REGENTS PARK OF BOCA RATON□		269	2	1%	271
SILVER CREEK SENIOR LIVING COMMUNITY		265	5	2%	270
BRISTOL AT TAMPA, THE	3	258	8	3%	269
ABSOLUTE GENOMICS	1	177	91	34%	269
RAINBOW PEDIATRIC CENTER PA		251	18	7%	269
Premier Place at The Glenview		260	8	3%	268
AVANTE AT MT DORA		265	3	1%	268
LIFE CARE CENTER OF WINTER HAVEN		249	18	7%	267
FG RAPID RESULTS	2	115	150	56%	267
SAMANTHA WILSON CARE CENTER	3	254	9	3%	266
ADVENT HEALTH CENTRA CARE - ORMOND BEACH		113	153	58%	266
ADDINGTON PLACE AT WELLINGTON GREEN		263	3	1%	266
ASSOCIATESMD MEDICAL GROUP INC		219	47	18%	266
HEATHER HILL HEALTHCARE CENTER		223	42	16%	265
Rehabilitation Center for Park Place LLC		255	10	4%	265
PERSONALIZED GENETIC TESTING	1	172	92	35%	265
FLORIDA HEART & VASCULAR MULTISPECIALTY GROUP PA		180	85	32%	265
ELMHURST HOSPITAL CENTER	1	247	16	6%	264
The Care Center at Pinellas Park	1	255	8	3%	264
ORLANDO VA MEDICAL CENTER			264	100%	264
LONGWOOD FAMILY PRACTICE		203	60	23%	263
RULEME CENTER	2	236	24	9%	262
renaissance health and rehabilitation center		245	17	6%	262
DAVID SCOTT MADWAR MD PA□		236	26	10%	262
HEALTH PARK CARE CENTER		259	3	1%	262
KENNEDY PAIN CLINIC GROUP LLC		234	27	10%	261

COVID-19: testing by laboratory

Data through Feb 1, 2021 verified as of Feb 2, 2021 at 09:25 AM

Data in this report are provisional and subject to change.

The numbers in the table below represent the number of Florida and non-Florida residents for whom test results were received by the Department of Health. A person can be tested by more than one laboratory and can have both positive and negative results. **Therefore, the sum of the numbers in each column will be larger than the total number of people tested.**

Reporting lab	Inconclusive	Negative	Positive	Percent positive	Total
CLIFFORD CHESTER SIMS VA NURSING HOME		251	9	3%	260
PIONEER CLINICAL LAB, LLC		168	92	35%	260
JACKSON PLAZA NURSING & REHAB CENTER	5	248	6	2%	259
REHABILITATION CENTER OF LAKE CITY, THE		231	28	11%	259
CONSULATE HEALTHCARE OF KISSIMMEE		247	12	5%	259
BEAR CREEK NURSING CENTER		255	4	2%	259
INTERNAL MEDICINE & PEDIATRICS OF TAMPA BAY PA		212	47	18%	259
FLORIDA WOMAN CARE LABORATORY LLC		232	26	10%	258
ROSEN MEDICAL CENTER		222	36	14%	258
NAPLES CHILDREN'S URGENT CARE		215	43	17%	258
HCSO OCCUPATIONAL HEALTH AND WELLNESS CENTER		201	57	22%	258
SUNSHINE URGENT CARE LLC		152	105	41%	257
RIVERS FAMILY MEDICINE PA		185	71	28%	256
NATIONS BEST FAMILY HEALTH CARE		93	162	64%	255
EMERITUS AT NAPLES	2	253			255
Solaris Healthcare Lake Bennet		223	32	13%	255
ANCIENT CITY PEDIATRICS		240	14	6%	254
PROTEUS MOLECULAR AND CLINICAL LAB	1	148	104	41%	253
SERANADES BY SONATA WEST ORANGE		223	29	12%	252
LAKE PARK OF MADISON		243	7	3%	250
SHELL POINT VILLAGE MEDICAL CENTER		246	4	2%	250
Solaris Healthcare Coconut Creek		245	5	2%	250
DIGNITY HEALING, LLC		239	11	4%	250
MANOR CARE OF NAPLES FL LLC		246	3	1%	249
TUSKAWILLA NURSING AND REHAB CENTER	2	240	7	3%	249
TALLAHASSEE NHHI LLC	1	221	27	11%	249
Solaris HealthCare Imperial		240	8	3%	248
BAYA POINTE NURSING AND REHABILITATION		164	83	34%	247
BRENTWOOD RETIREMENT COMMUNITY	5	214	28	11%	247
MARTIN MEMORIAL MEDICAL CENTER LAB		128	118	48%	246
PEDIATRIC HEALTH CARE ALLIANCE, PA		224	22	9%	246
CARRINGTON PLACE OF ST PETE LLC		242	4	2%	246
PRO HEALTH		74	172	70%	246
UNIVERSITY OF TAMPA STUDENT HEALTH AND SHC CLINICAL LABORATORY		99	146	60%	245
BROWARD NURSING & REHABILITATION CTR	8	231	6	2%	245
CHAUTAUQUA REHABILITATION AND NURSING CENTER		236	9	4%	245
MALABAR/ADVENT CENTRA CARE		48	196	80%	244
Heritage Healthcare at Tallahassee		239	5	2%	244
Fernandina Beach Rehabilitation and Nursing Center		242	2	1%	244
ADVENTHEALTH EXPRESS CARE AT WALGREENS 49TH STREET		201	43	18%	244
ROSEWOOD HEALTHCARE & REHABILITATION CENTER		239	4	2%	243
ACCURATE DIAGNOSTIC LABS, INC		229	14	6%	243
HARBOURWOOD	1	238	4	2%	243
ARCHER HEALTH VENTURES, LLC		217	25	10%	242
GOOD SAMARITAN CARES		236	5	2%	241
HOLIDAY CVS LLC DBA CVS/PHARMACY #0440		233	7	3%	240
BAPTIST PRIMARY CARE, INC		223	17	7%	240

COVID-19: testing by laboratory

Data through Feb 1, 2021 verified as of Feb 2, 2021 at 09:25 AM

Data in this report are provisional and subject to change.

The numbers in the table below represent the number of Florida and non-Florida residents for whom test results were received by the Department of Health. A person can be tested by more than one laboratory and can have both positive and negative results. **Therefore, the sum of the numbers in each column will be larger than the total number of people tested.**

Reporting lab	Inconclusive	Negative	Positive	Percent positive	Total
SILVERCREST HEALTH AND REHABILITATION CENTER	3	230	6	3%	239
FAMILY CARE PARTNERS OF NE FLORIDA LLC		174	64	27%	238
PALM GARDEN OF AVENTURA		236	2	1%	238
BUREAU OF CLINICAL LABORATORIES		198	40	17%	238
STEWARD SEBASTIAN RIVER MEDICAL CENTER		199	37	16%	236
Sunset Point Center		232	4	2%	236
URGENT CARE EXPRESS LLC		1	235	100%	236
BAY TREE CARE AND REHABILITATION CENTER		197	38	16%	235
Vi at Lakeside Village Skilled Nursing		230	5	2%	235
CHIPOLA HEALTH AND REHAB		218	17	7%	235
OAK HAMMOCK AT THE UNIVERSITY OF FLORIDA		229	6	3%	235
REGENTS PARK AT AVENTURA		221	14	6%	235
CROSS POINTE CARE CENTER	2	232	1	0%	235
MEMPHIS PATHOLOGY LABORATORY	4	212	17	7%	233
TIERRA PINES CENTER		222	11	5%	233
ST CATHERINE'S WEST REHABILITATION HOSPITAL		220	12	5%	232
TERRACES OF LAKE WORTH CARE CENTER		219	12	5%	231
Parkview Rehabilitation Center at Winter Park		226	5	2%	231
ManorCare Health Services-Palm Harbor	1	229			230
AVECINA MOBILE		118	112	49%	230
COMMUNITY HEALTH AND REHABILITATION CENTER		178	52	23%	230
ADVENTHEALTH MEDICAL GROUP PROMPT CAR	1	156	73	32%	230
TGH		1	228	100%	229
AMERICAN MEDICAL RESPONSE		224	4	2%	228
SOUTHWEST ORLANDO FAMILY MEDICINE, PL		184	44	19%	228
AMERICAN HOUSE SENIOR LIVING		183	45	20%	228
MANDARIN PEDIATRICS		209	18	8%	227
LYNN HAVEN SPORTS COMPLEX-WALKON CLINIC		21	206	91%	227
USA HEALTH UNIVERSITY HOSPITAL CLINICAL LABORATORY	1	221	5	2%	227
PEDIATRICS BY THE SEA		219	7	3%	226
FORT MYERS REHABILITATION AND NURSING CENTER		201	25	11%	226
EDGEWATER AT WATERMAN VILLAGE,THE		210	15	7%	225
Lakewood Nursing Center		196	29	13%	225
PARKS HEALTHCARE & REHABILITATION CTR	4	211	10	4%	225
WESTWOOD HEALTHCARE SNF		187	38	17%	225
VETERANS AFFAIRS MEDICAL CENTER - MIAMI		1	223	100%	224
PEDIATRIC ASSOCIATES OF OCALA PA		196	28	13%	224
MIAMI JEWISH HEALTH SYSTEMS, INC	2	213	8	4%	223
LEHIGH VALLEY GENOMICS			223	100%	223
ADVENT HEALTH CARE CENTER	2	209	11	5%	222
RIVERWOOD HEALTH NH LLC		183	39	18%	222
W FRANK WELLS NURSING HOME		195	27	12%	222
ADVANCED AMBULATORY SURGERY CENTER		210	12	5%	222
OCALA FAMILY MEDICAL CENTER INC	1	180	40	18%	221
EXCEL PEDIATRICS		180	41	19%	221
BAPTIST PRIMARY CARE INC	1	196	23	10%	220
ABBOTT LABORATORIES		142	78	35%	220

COVID-19: testing by laboratory

Data through Feb 1, 2021 verified as of Feb 2, 2021 at 09:25 AM

Data in this report are provisional and subject to change.

The numbers in the table below represent the number of Florida and non-Florida residents for whom test results were received by the Department of Health. A person can be tested by more than one laboratory and can have both positive and negative results. **Therefore, the sum of the numbers in each column will be larger than the total number of people tested.**

Reporting lab	Inconclusive	Negative	Positive	Percent positive	Total
BIO-TECH CLINICAL LABORATORIES INC		190	30	14%	220
LASER & SURGERY CENTER OF THE PALM BEACHES□		219	1	0%	220
FLOMEDILAB		20	200	91%	220
WOOD LAKE HEALTH AND REHABILITATION CENTER		219			219
HOMESTEAD VILLAGE		210	9	4%	219
FLORIDA CLINICAL LABORATORY-BIOREFERENCE LABORATORIES		72	147	67%	219
ESTERO ISLAND MEDICAL CENTER		176	43	20%	219
Boynton Beach Rehabilitation Center	2	213	4	2%	219
Chatsworth at PGA National, LLC		210	9	4%	219
VITAS HEALTHCARE CORPORATION		215	3	1%	218
AVON PARK PEDIATRICS INC	3	194	20	9%	217
LAKE PORT SQUARE		200	17	8%	217
PAVILION FOR HEALTHCARE, THE		215	2	1%	217
HAVEN OF OUR LADY OF PEACE INC		209	8	4%	217
THE MANOR AT CARPENTERS		185	32	15%	217
Avante at Orlando		212	4	2%	216
ST. CLOUD REGIONAL MEDICAL CENTER		199	17	8%	216
HOLLEY NAVARRE MEDICAL CLINIC		155	61	28%	216
FELLOWSHIP HOME AT THE FAIRWAY LLC		210	6	3%	216
Coastal Health and Rehabilitation Center		208	8	4%	216
Consulate Health Care of North Fort Myers		203	12	6%	215
GATEWAY/ADVENT CENTRA CARE	1	24	189	88%	214
FRICKS PHARMACY		160	54	25%	214
BLOCK, NATION, CHASE, AND SMOLEN FAMILY MEDICINE		157	57	27%	214
AMBULATORY SURGERY CENTER OF BOCA RATON LTD		212	1	0%	213
Lake Port Square Health Center		198	15	7%	213
SIGNATURE HEALTHCARE AT THE COURTYARD		165	47	22%	212
ELMCROFT PINECREST	1	191	20	9%	212
PCB CLINIC		167	45	21%	212
POCONO MEDICAL CENTER		212			212
ORANGE COUNTY HEALTH DEPT		201	11	5%	212
Avante at Inverness		212			212
CONSULATE HEALTH CARE OF WINTER HAVEN		209	3	1%	212
PEDIATRICS IN BREVARD PA		188	24	11%	212
SUNRISE DIAGNOSTIC LABORATORY		158	53	25%	211
THE PALACE NURSING AND REHABILITATION CENTER		209			209
Whispering Oaks	11	175	23	11%	209
KINDRED HOSPITAL	7	197	5	2%	209
AZALEA TRACE		196	13	6%	209
Taylor Care Center		204	5	2%	209
ASCENSION MEDICAL GROUP		4	205	98%	209
ADVENT HEALTH - ORLANDO		153	55	26%	208
Cross Gardens Care Center		207	1	0%	208
DOCTORS MEMORIAL FAMILY MEDICINE	2	142	63	30%	207
JACKSONVILLE KIDS PEDIATRICS, PLLC		180	27	13%	207
Life Care Center at Inverrary		204	3	1%	207
Solaris Senior Living North Naples ALF		196	9	4%	205

COVID-19: testing by laboratory

Data through Feb 1, 2021 verified as of Feb 2, 2021 at 09:25 AM

Data in this report are provisional and subject to change.

The numbers in the table below represent the number of Florida and non-Florida residents for whom test results were received by the Department of Health. A person can be tested by more than one laboratory and can have both positive and negative results. **Therefore, the sum of the numbers in each column will be larger than the total number of people tested.**

Reporting lab	Inconclusive	Negative	Positive	Percent positive	Total
UCC - WELLINGTON		1	204	100%	205
OKEECHOBEE COUNTY HEALTH DEPT	1	133	71	35%	205
CYPRESS COVE		199	6	3%	205
ONESTOP MEDICAL AND URGENT CARE LLC		167	37	18%	204
FULGENT GENETICS	2	163	39	19%	204
AMERICAN FINNISH NURSING HOME	1	197	5	2%	203
PORT SAINT LUCIE HOSPITAL		194	9	4%	203
JAMES A HALEY VETERANS HOSPITAL			203	100%	203
ATLANTIC URGENT CARE		136	67	33%	203
POLK COUNTY HEALTH DEPARTMENT		178	24	12%	202
24/7 PEDIATRIC CARE CENTERS INC		184	18	9%	202
HEALTH FIRST - HOLMES REGIONAL MEDICAL CENTER		32	170	84%	202
PATHGROUP LABS LLC		97	105	52%	202
CENTERSTONE OF FLORIDA☐		188	14	7%	202
Governors Creek Health and Rehabilitation	1	198	2	1%	201
HOLISTIX TREATMENT CENTERS		195	6	3%	201
Orchid Cove at Sarasota		200	1	0%	201
VAMC WEST PALM LAB		5	196	98%	201
CORAL REEF NURSING & REHABILITATION CENTER		199	2	1%	201
SUPERIOR RESIDENCES OF PANAMA CITY BEACH		195	6	3%	201
WIREGRASS DIRECT PRIMARY CARE PLLC☐		169	31	16%	200
FIRST CHOICE PRIMARY CARE		155	44	22%	199
SOLARIS SENIOR LIVING VERO BEACH		192	7	4%	199
TRENTON MEDICAL CENTER INC DBA PALMS MEDICAL GROUP	4	140	55	28%	199
FHMG FLORIDA HOSPITAL MEDICAL GROUP		170	28	14%	198
WASHINGTON REHAB AND NURSING		189	9	5%	198
ADVENT HEALTH - CARROLLWOOD	4	169	25	13%	198
LAUREL POINT CARE ACQUISITION LLC DBA SANDGATE GARDENS REHAB AND NURSI		171	27	14%	198
DEPARTMENT OF HEALTH & HUMAN SERVICES		198			198
Life Care Center of Punta Gorda	1	186	11	6%	198
FLORIDA HEALTH CARE PLANS			197	100%	197
FLORIDA KEYS PEDIATRICS & ADOLESCENT CENTER		187	10	5%	197
NORTH FLORIDA PEDIATRICS - MARIANNA		161	36	18%	197
GLENRIDGE ON PALMER RANCH,THE		190	7	4%	197
MACTOWN, INC		194	2	1%	196
NORTH FLORIDA PEDIATRICS PA - DUVAL		171	25	13%	196
MAGNOLIA FAMILY URGENT CARE		170	26	13%	196
LAKESIDE NEUROLOGIC		187	9	5%	196
San Jose Health & Rehabilitation		191	5	3%	196
FORT PIERCE HEALTH CARE		190	5	3%	195
Crossbreeze care center		193	2	1%	195
ABBIEJEAN RUSSELL CARE CENTER☐		194			194
Bayside Health and Rehabilitation		164	29	15%	193
Consulate Healthcare of West Palm Beach		177	16	8%	193
CHIPOLA MEDICAL ASSOCIATES, LLC		133	60	31%	193
PALM BEACH PEDIATRICS PA	2	174	17	9%	193
NSPIRE HEALTHCARE LAUDERHILL		186	6	3%	192

COVID-19: testing by laboratory

Data through Feb 1, 2021 verified as of Feb 2, 2021 at 09:25 AM

Data in this report are provisional and subject to change.

The numbers in the table below represent the number of Florida and non-Florida residents for whom test results were received by the Department of Health. A person can be tested by more than one laboratory and can have both positive and negative results. **Therefore, the sum of the numbers in each column will be larger than the total number of people tested.**

Reporting lab	Inconclusive	Negative	Positive	Percent positive	Total
Nspire Health Care Kendall		182	10	5%	192
BAYVIEW CENTER		187	5	3%	192
BOND CLINIC, PA		134	57	30%	191
TAVARES PEDIATRICS		161	30	16%	191
HEALTH LINK DIAGNOSTIC LABORATORIES		182	9	5%	191
ADVENTHEALTH EXPRESS CARE AT		142	49	26%	191
ARCPPOINT LABS OF ST PETERSBURG		118	72	38%	190
ADVENT HEALTH CENTRA CARE - DAYTONA BEACH		94	96	51%	190
SARAPATH DIAGNOSTICS		93	97	51%	190
NEO GENOMICS - FORT MYERS	1	183	6	3%	190
HERITAGE HEALTHCARE AND REHABILITATION CENTER		188	1	1%	189
CYPRESS POINT LIVING, LLC		175	14	7%	189
CONSULATE HEALTH CARE OF MELBOURNE		185	3	2%	188
OCEAN REEF MEDICAL CENTER		150	38	20%	188
SARNO EXTENDED HOURS		124	64	34%	188
WOMEN'S CARE FLORIDA LABORATORY		183	5	3%	188
CONEY ISLAND HOSPITAL		181	7	4%	188
LIFE CARE CENTER OF PORT ST. LUCIE		179	8	4%	187
DISCOVERY VILLAGE AT MELBOURNE		166	21	11%	187
PLANTATION NURSING & REHAB CENTER		186			186
WHITE WILSON MEDICAL IMMEDIATE CARE NICEVILLE		1	185	99%	186
ADVENT		172	13	7%	185
ST MARK VILLAGE		181	4	2%	185
FINLAY CLINICAL LABORATORY INC		36	149	81%	185
LAKE VIEW CARE CENTER AT DELRAY		179	6	3%	185
INN AT ASTON GARDENS, THE		178	7	4%	185
BOCA RATON REHABILITATION CENTER	4	178	3	2%	185
ANTHEM LAKES LLC		151	34	18%	185
TRINITY REGIONAL REHAB CENTER		170	15	8%	185
STATMED QUICK QUALITY CLINIC AT NORTH PINELLAS		65	119	65%	184
WATERMARK LAKE POINTE WOODS LLC		166	18	10%	184
ST. JAMES BAY HEALTH AND REHABILITATION CENTER		183	1	1%	184
ADVENT HEALTH CENTRA CARE - WESLEY CHAPEL		13	170	93%	183
NIGHT LITE PEDIATRICS WINTER GARDEN		144	38	21%	182
ARBOR FACILITY INC		181			181
NADAL PEDIATRICS - VICTORIA STREET (3385)		153	28	15%	181
DE LUNA HEALTH AND REHABILITATION CENTER		159	21	12%	180
THE RESIDENCE AT TIMBER PINES	4	152	24	13%	180
TARPON POINT NURSING AND REHABILITATION CENTER		177	3	2%	180
VETERANS AFFAIRS ORLANDO VA MEDICAL CENTER			179	100%	179
BAPTIST HEALTH PRIMARY CARE	1	134	43	24%	178
PADDOCK RIDGE		175	3	2%	178
BORLAND GROOVER CLINIC	1	145	32	18%	178
FAMILY EXPRESS URGENT CARE			178	100%	178
KR at Hillsborough Lakes/Lutz Healthcare		172	5	3%	177
FLORIDA HEALTH CARE PLAN INC		2	175	99%	177
ADVENT HEALTH CENTRA CARE - CARROLLWOOD		5	172	97%	177

COVID-19: testing by laboratory

Data through Feb 1, 2021 verified as of Feb 2, 2021 at 09:25 AM

Data in this report are provisional and subject to change.

The numbers in the table below represent the number of Florida and non-Florida residents for whom test results were received by the Department of Health. A person can be tested by more than one laboratory and can have both positive and negative results. **Therefore, the sum of the numbers in each column will be larger than the total number of people tested.**

Reporting lab	Inconclusive	Negative	Positive	Percent positive	Total
ST PETERSBURG PEDIATRICS-PARK BLVD		157	20	11%	177
Heritage Park Rehabilitation & Healthcare		159	17	10%	176
WALGREENS 10670		158	18	10%	176
Life Care Center of Sarasota		165	11	6%	176
Emory L Bennett State Veterans Nursing Home		173	3	2%	176
Surrey Place Healthcare and Rehabilitation		174	2	1%	176
OAKBROOK HEALTH AND REHABILITATION CENTER	1	160	14	8%	175
The Inn at Sarasota Bay Club		172	2	1%	174
Heartland Healthcare of Ft. Myers	1	173			174
ASTON GARDENS AT PELICAN MARSH		169	5	3%	174
Consulate Health Care of St. Petersburg		174			174
MEDICAL CONSULTANTS OF FLORIDA LLC	1	142	31	18%	174
Cross Terrace REhabitation		173	1	1%	174
ORLANDO HEALTH EMERGENCY DEPARTMENT		163	11	6%	174
GEORGIA DEPARTMENT OF PUBLIC HEALTH	1	5	167	97%	173
EVENT MED SERVICES LABORATORY		170	3	2%	173
Concordia Village of Tampa AL		168	4	2%	172
HUNT CLUB PEDIATRIC ASSOCIATES, P.A.		143	29	17%	172
CANTERFIELD OF CLAY COUNTY		134	37	22%	171
ST PETERSBURG PEDIATRICS-SEMINOLE BLVD		139	32	19%	171
COLONY CLUB ALF,THE		157	13	8%	170
CORAL GABLES NURSING & REHABILITATION CENTER		161	9	5%	170
The Waterford		168	2	1%	170
HOSPICE OF LAKE & SUMTER INC		168	1	1%	169
UNIVERSITY OF TAMPA INC, THE		169			169
GOOD SAMARITAN SOCIETY OF DELAND		159	10	6%	169
NO FLORIDA PEDIATRICS, PA		145	24	14%	169
PANAMA CITY DEVELOPMENTAL CENTER□		168			168
ALLSOUTH URGENT CARE		6	162	96%	168
ALL SEASONS NAPLES LLC□		164	4	2%	168
VILLAGES REGIONAL HOSPITAL SURGERY CENTER LLC, THE		132	36	21%	168
CANTERFIELD OF OCALA, LLC		156	11	7%	167
URGENT CARE OF THE PALM BEACHES, NORTH PALM BEACH			167	100%	167
HOSPITAL FOR SPECIAL SURGERY		165	2	1%	167
WALGREENS 3173		153	14	8%	167
EDGEWOOD NURSING CENTER		159	7	4%	166
LAB CORP	1	94	71	43%	166
ADVENT HEALTH CENTRA CARE - TEMPLE TERRACE	1	103	62	37%	166
BARTON HEALTH ALLIANCE		131	34	21%	165
PATRIOT MEDICAL LABORATORIES		159	6	4%	165
ADVENT HEALTH - LAKE NONA		140	25	15%	165
ROSECASTLE OF CITRUS		135	29	18%	164
PRIMECARE OF DOTHAN		114	50	30%	164
LA MER NH LLC□		160	4	2%	164
MATHISON RETIREMENT COMMUNITY, INC	1	155	8	5%	164
YOUR FAMILY WALK-IN CLINIC		13	151	92%	164
DOCTORS MEMORIAL HOSPITAL		44	120	73%	164

COVID-19: testing by laboratory

Data through Feb 1, 2021 verified as of Feb 2, 2021 at 09:25 AM

Data in this report are provisional and subject to change.

The numbers in the table below represent the number of Florida and non-Florida residents for whom test results were received by the Department of Health. A person can be tested by more than one laboratory and can have both positive and negative results. **Therefore, the sum of the numbers in each column will be larger than the total number of people tested.**

Reporting lab	Inconclusive	Negative	Positive	Percent positive	Total
BRADENTON HEALTH CARE		163			163
BENDERSON FAMILY SKILLED NURSING AND□		146	17	10%	163
TUSCAN GARDENS OF VENETIA MANAGEMENT COMPANY		150	13	8%	163
PALM HARBOR FAMILY PRACTICE & WALK-IN		117	46	28%	163
TRI COUNTY NURSING HOME		162	1	1%	163
OSPREY VILLAGE AT AMELIA ISLAND LTD		155	8	5%	163
DISCOVERY VILLAGE AT NAPLES		145	17	10%	162
VIERA MANOR ASSISTED LIVING RESIDENCE		155	7	4%	162
AMELIA MEDICAL CARE		18	143	89%	161
AMA MEDICAL GROUP LLC		134	27	17%	161
PONTE VEDRA GARDENS		160	1	1%	161
SOMERBY LAKE NONA		154	7	4%	161
MEDIPATH LLC		2	159	99%	161
GLADES HEALTH CARE CENTER		157	3	2%	160
KEYSTONE REHAB		160			160
FIRST CHOICE PEDIATRICS SEMORAN		80	80	50%	160
TUSCAN GARDENS OF PALM COAST		157	3	2%	160
GREENBRIAR REHABILITATION AND NURSING CENTER	1	159			160
ARCADIA HEALTH AND REHABILITATION CENTER		100	59	37%	159
SANDY PINES	2	139	18	11%	159
WUESTHOFF REF LABORATORY			158	100%	158
LAKEVIEW INTERNAL MEDICINE		107	51	32%	158
US MEDICAL CARE, INC		140	17	11%	157
EXOSOME DIAGNOSTICS	1	139	17	11%	157
BEACON AT GULF BREEZE, THE	2	147	7	4%	156
BARKLEY PLACE	1	151	4	3%	156
Englewood Healthcare and Rehab		141	15	10%	156
LCS SANDHILL COVE LLC DBA	4	145	7	4%	156
CAYUGA MEDICAL CENTER AT ITHACA		151	5	3%	156
MEADOWCREST FAMILY PHYSICIANS		97	59	38%	156
TIMBERRIDGE NURSING HOME & REHAB		123	33	21%	156
PRUITT HEALTH		153	2	1%	155
PLANT CITY PEDIATRICS		129	26	17%	155
JACKSONVILLE NURSING AND REHAB CENTER		149	6	4%	155
COCOA BEACH/ADVENT CENTRA		41	114	74%	155
EDWARD J HEALEY REHAB & NURSING CENTER		155			155
CITRUS HEALTH AND REHAB		128	26	17%	154
WOODBIDGE FACILITY INC		150	4	3%	154
ST ANTHONYS REHABILITATION HOSPITAL	9	143	2	1%	154
PALMETTTO FACILITY INC	1	153			154
DIAMOND RIDGE		147	7	5%	154
ARDEN COURTS OF LARGO FL, LLC		140	13	8%	153
VI AT BENTLEY VILLAGE HOME CARE		153			153
WATSON THERAPEUTICS INC		142	10	7%	152
FAWCETT MEMORIAL HOSPITAL-LAB		39	113	74%	152
CSL PLASMA		29	123	81%	152
Sunnyside Nursing Home		149	3	2%	152

COVID-19: testing by laboratory

Data through Feb 1, 2021 verified as of Feb 2, 2021 at 09:25 AM

Data in this report are provisional and subject to change.

The numbers in the table below represent the number of Florida and non-Florida residents for whom test results were received by the Department of Health. A person can be tested by more than one laboratory and can have both positive and negative results. **Therefore, the sum of the numbers in each column will be larger than the total number of people tested.**

Reporting lab	Inconclusive	Negative	Positive	Percent positive	Total
MIRACLE HILL NURSING & REHABILITATION CENTER INC		146	5	3%	151
UNIVERSITY OF MIAMI		27	124	82%	151
LEESBURG PEDIATRICS		140	11	7%	151
PRECISION GENETICS, INC		147	4	3%	151
MID FLORIDA PATHOLOGY LLC MOBILE UNIT #4		102	48	32%	150
BRIGHTON EGGERT PHARMACY INC		145	5	3%	150
LABORATORY OF FLORIDA		97	53	35%	150
GENE BY GENE		61	89	59%	150
GUEST HOUSE OCALA, THE		147	3	2%	150
PRECISION HEALTH RESOURCES, LLC	1	133	15	10%	149
BAY VUE NURSING AND REHABILITATION CENTER		139	10	7%	149
ZON BEACHSIDE LLC		122	27	18%	149
SUWANNEE VALLEY NURSING CENTER		137	11	7%	148
Chatham Glen Healthcare and Rehabilitation Center		143	5	3%	148
REFUAH HEALTH CENTER LABORATORY		140	7	5%	147
GOLD CHOICE SENIOR COMMUNITIES		107	40	27%	147
NEW YORK CITY DEPARTMENT OF HEALTH & MENTAL		118	29	20%	147
GRACE PEDIATRICS		122	25	17%	147
ROSECASTLE OF ZEPHRHILLS		145	2	1%	147
NATURE COAST MEDICAL GROUP		60	86	59%	146
SOUTH BALDWIN REGIONAL MEDICAL CENTER		137	9	6%	146
BROOKDALE OF SPRING HILL	9	135	1	1%	145
ARTHREX MEDICAL CENTER		48	97	67%	145
SEAGRASS VILLAGE FLEMING ISLAND		110	35	24%	145
REGENCY CARE OF BLOUNTSTOWN LLC		135	10	7%	145
DOCTORS MEMORIAL FAMILY PRACTICE	2	109	33	23%	144
NCRNC INC		140	4	3%	144
ADVANCED MEDICAL GROUP		1	142	99%	143
JEFFERY WEINZWEIG		2	141	99%	143
PALM BEACH COUNTY HEALTH DEPT LAB	4	133	6	4%	143
MOBILE INFIRMARY MED CENTER PATH LAB		128	15	10%	143
Quail Run Health Care Center		143			143
NORTH FLORIDA INTERNAL MEDICINE PA		110	33	23%	143
LUIS A GHIGLINO MD PA		137	5	4%	142
ADVENTHEALTH CENTRA CARE PONCIANA	1	81	60	42%	142
PORT ST LUCIE REHABILITATION AND HEALTHCARE		98	43	30%	141
VENICE REGIONAL BAYFRONT HEALTH (PULMONARY)		126	15	11%	141
NOVARI CARE LLC		97	44	31%	141
UNITED CLINICAL LABORATORIES		132	9	6%	141
WRIGHTS HEALTH CARE AND REHABILITATION CENTER		110	30	21%	140
Gulf Coast Healthcare (Longwood Health and Rehab		118	21	15%	139
AMERICAN PATHOLOGY PARTNERS		136	2	1%	138
POINTE, THE		115	23	17%	138
SUNNY HILLS ALF OF SEBRING INC		127	11	8%	138
MORSELIFE MEMORY CARE RESIDENCE		132	6	4%	138
The Crossroads		137	1	1%	138
FAMILY EXTENDED CARE OF CENTRAL TAMPA		120	17	12%	137

COVID-19: testing by laboratory

Data through Feb 1, 2021 verified as of Feb 2, 2021 at 09:25 AM

Data in this report are provisional and subject to change.

The numbers in the table below represent the number of Florida and non-Florida residents for whom test results were received by the Department of Health. A person can be tested by more than one laboratory and can have both positive and negative results. **Therefore, the sum of the numbers in each column will be larger than the total number of people tested.**

Reporting lab	Inconclusive	Negative	Positive	Percent positive	Total
MANOR AT BLUEWATER BAY		131	6	4%	137
ADVENT HEALTH CENTRA CARE - CITRUS PARK		9	128	93%	137
ANGELS DIAGNOSTIC GROUP		110	27	20%	137
MILLENNIUM LAB SERVICES			137	100%	137
PPC-LAB EDI ORCHARD BI		129	8	6%	137
PENSACOLA PEDIATRICS, PA		120	16	12%	136
ADVENT HEALTH CENTRA CARE - ORANGE CITY	1	53	82	60%	136
BAY COUNTY SHERIFFS OFFICE JAIL FACILITY		121	15	11%	136
ADVENT HEALTH CENTRA CARE - DELAND		28	108	79%	136
FHMG-FLORIDA HOSPITAL MEDICAL GROUP		113	22	16%	135
GRAVITY DIAGNOSTICS, LLC		36	99	73%	135
LONGWOOD HEALTH AND REHABILITATION CENTER		125	10	7%	135
IRL MARKET LAB ALACHUA		104	31	23%	135
MACCLENNY NURSING AND REHAB		118	16	12%	134
ADVANCED MEDICAL CENTER		86	48	36%	134
PROVIDENCE HOSPITAL LABORATORY		126	8	6%	134
DAYSPRING VILLAGE		112	22	16%	134
BAY EDUCATORS WELLNESS CENTER		81	53	40%	134
AFTER HOURS PEDIATRICS INC	1	1	131	98%	133
LAKEVIEW TERRACE RETIREMENT COMMUNITY		117	16	12%	133
ARDEN COURTS OF TAMPA□		132	1	1%	133
ARDEN COURTS OF SEMINOLE		112	21	16%	133
BROOKDALE ORANGE PARK		132	1	1%	133
FORT WALTON REHABILITATION CENTER		96	37	28%	133
FARAH MEDICAL		122	10	8%	132
PINNACLES PEDS CARE PA		132			132
CHILDREN MED CARE INC		113	19	14%	132
GRAVITY DIAGNOSTICS		45	87	66%	132
DAIRY ROAD URGENT CARE		70	62	47%	132
THE REHABILITATION CENTER OF LAKE CITY		127	5	4%	132
OAKS OF KISSIMMEE HEALTH AND REHABILITATION CENTER		129	3	2%	132
SPRINGS AT LAKE POINTE WOODS		130	2	2%	132
LabCorp L#09258090 M#09258105		73	59	45%	132
STERLING HOUSE OF DELAND		130	1	1%	131
COASTAL INTERNAL MEDICINE		97	34	26%	131
INTEGRATED REGIONAL LABORATORIES		119	12	9%	131
WEDGEWOOD HEALTHCARE CENTER		91	40	31%	131
WIMAUMA COMMUNITY HEALTH CENTER		102	29	22%	131
THE WELLNESS CENTER AT LAKEWOOD RANCH		43	88	67%	131
WORKPLACE SCREENING INTELLIGENCE			131	100%	131
DOCTOR'S IN HOUSE LABORATORY		18	113	86%	131
CENTRACARE		17	112	87%	129
BMHSI-AEL MICROBIOLOGY LABORATORY	2	102	25	19%	129
PEDIATRICS OF GREATER ORLANDO		113	16	12%	129
POMPANO REHABILITATION AND NURSING CTR		128			128
TRI-COUNTY NURSING HOME		117	11	9%	128
VILLAGE PLACE NH LLC□		103	24	19%	127

COVID-19: testing by laboratory

Data through Feb 1, 2021 verified as of Feb 2, 2021 at 09:25 AM

Data in this report are provisional and subject to change.

The numbers in the table below represent the number of Florida and non-Florida residents for whom test results were received by the Department of Health. A person can be tested by more than one laboratory and can have both positive and negative results. **Therefore, the sum of the numbers in each column will be larger than the total number of people tested.**

Reporting lab	Inconclusive	Negative	Positive	Percent positive	Total
GESSLER CLINIC PA		98	29	23%	127
CORE BIO LABS		76	51	40%	127
REGENCY PARK		108	18	14%	126
PALMS MEDICAL GROUP HIGH SPRINGS		103	23	18%	126
HILLSBOROUGH COUNTY DEVELOPMENTAL CTR	1	117	8	6%	126
QUICK CARE MED LLC	1	113	12	10%	126
WALGREENS 6221		112	14	11%	126
PHYSICIANS REGIONAL MEDICAL CENTER - PINE RIDGE		19	107	85%	126
FOUNTAIN INN NURSING & REHABILITATION CTR, INC		119	6	5%	125
CHARTER SENIOR LIVING OF PANAMA CITY BEACH		105	20	16%	125
CARENOW URGENT CARE - LAKE MARY			125	100%	125
CLARE BRIDGE OF SARASOTA		124	1	1%	125
SOUTH CAMPUS FACILITY INC		119	5	4%	124
MEDICAL CENTER AT OCEAN REEF,THE		116	8	6%	124
THE ARLINGTON OF NAPLES INC.		121	3	2%	124
CROSSWINDS HEALTH AND REHABILITATION CENTER		124			124
MV MEDICAL PRACTICE DBA PRIMARY URGENT CARE		117	7	6%	124
ALL FLORIDA FAMILY AND SPORTS MEDICINE		109	15	12%	124
LIFE CARE CENTER OF ALTAMONTE SPRINGS		102	22	18%	124
THE CLUB AND REHABILITATION CENTER		123	1	1%	124
QUEENS HOSPITAL CENTER		116	7	6%	123
ALTAMONTE MD			123	100%	123
ISLAND HEALTH AND REHABILITATION CENTER		122	1	1%	123
MANOR CARE OF PALM HARBOR		122	1	1%	123
CENTRAL FLORIDA HEALTHCARE GROUP LLC		102	21	17%	123
HEARTLAND PEDIATRICS OF LAKE PLACID PA		107	16	13%	123
GULF COAST MEDICAL CENTER		120	3	2%	123
ARBOR GLEN AT ARBOR TRACE	2	112	9	7%	123
SHOAL CREEK REHABILITATION CENTER		80	42	34%	122
ADVENTHEALTH HOSPICE CARE CENTRAL FLORIDA		122			122
Hampton Court Nursing and Rehabilitation Center		121	1	1%	122
WESLEY HAVEN VILLA	1	113	8	7%	122
SONATA COCONUT CREEK	2	98	22	18%	122
ADVENT HEALTH CENTRA CARE - BRANDON		31	91	75%	122
SUNCOAST URGENT CARE		88	34	28%	122
COQUINA CENTER		119	3	2%	122
STEWART MEDICAL GROUP		34	88	72%	122
ST PETERSBURG PEDIATRICS-EAST BAY	1	97	23	19%	121
PARKVIEW HEALTH		121			121
SAMIR EBEID MD		108	13	11%	121
Lakeside Nursing and Rehabilitation Center	1	94	25	21%	120
Nemours Children's Urgent Care		80	40	33%	120
PROVISTA DIAGNOSTICS, INC		117	3	3%	120
FOUNTAINS OF HOPE LLC, THE		119	1	1%	120
URGENT CARE TCMA			120	100%	120
RITECARE MEDICAL CENTER		72	48	40%	120
SOUTHLAND SUITES OF ORMOND BEACH	4	116			120

COVID-19: testing by laboratory

Data through Feb 1, 2021 verified as of Feb 2, 2021 at 09:25 AM

Data in this report are provisional and subject to change.

The numbers in the table below represent the number of Florida and non-Florida residents for whom test results were received by the Department of Health. A person can be tested by more than one laboratory and can have both positive and negative results. **Therefore, the sum of the numbers in each column will be larger than the total number of people tested.**

Reporting lab	Inconclusive	Negative	Positive	Percent positive	Total
MEYER PEDIATRICS		107	13	11%	120
PALMS FACILITY INC		104	15	13%	119
BOSTON RED SOX CLUB LP		117	2	2%	119
MATHISON RETIREMENT COMMUNITY		114	5	4%	119
DOLPHIN POINTE HEALTH CARE LLC		102	17	14%	119
RDX BIOSCIENCE		60	58	49%	118
FLAGLER COUNTY DETENTION CENTER		115	3	3%	118
KINDRED HOSPITAL THE PALM BEACHES		113	5	4%	118
FLORIDA DEPARTMENT OF HEALTH IN LAKE COUNTY	1	76	41	35%	118
COASTAL HEALTH AND REHAB		110	8	7%	118
NEIGHBORHOOD MEDICAL CENTER		112	5	4%	117
Avante at Melbourne		116	1	1%	117
SONATA DELRAY BEACH		109	8	7%	117
HOLISTIC PEDIATRICS GROUP LLC		101	16	14%	117
WILLOW BROOKE COURT AT AZALEA TRACE		117			117
WHITE-WILSON MEDICAL CENTER - FORT WALTON BEACH		112	5	4%	117
VIPEDIATRICS PLLC		108	9	8%	117
LEE COUNTY SCHOOL DISTRICT	1	108	7	6%	116
BELVEDERE COMMONS OF FORT WALTON BEACH		107	9	8%	116
SUNY UPSTATE MEDICAL UNIVERSITY		110	6	5%	116
CRANE CENTER		88	28	24%	116
HUNT CLUB PEDIATRIC ASSOCIATES PA		62	53	46%	115
MINUTECLINIC DIAGNOSTIC OF RHODE ISLAND, LLC #729		111	4	3%	115
RDV SPORTSPLEX PEDIATRICS		95	20	17%	115
SUNFLOWER SPRINGS ASSISTED LIVING		105	10	9%	115
Signature healthcare of Jacksonville		109	5	4%	114
MILLER BIOCONNECT		95	19	17%	114
HAWKINS FAMILY MEDICINE LLC		73	41	36%	114
STERLING HOUSE OF PUNTA GORDA		113	1	1%	114
CABANA AT JENSEN DUNES, THE		110	3	3%	113
TIFFANY HALL NURSING AND REHAB CENTER		104	9	8%	113
220 GOLDEN, LLC	1	97	15	13%	113
VILLAGE PEDIATRICS LLC		90	23	20%	113
SURREY PLACE CARE CENTER		107	6	5%	113
CLINICA HISPANA		1	111	99%	112
WINDERMERE MEDICAL CENTER		108	4	4%	112
BROOKDALE COLONIAL PARK	2	109	1	1%	112
TUSCAN ISLE CHAMPIONSGATE OP CO LLC		110	2	2%	112
DESOTO PALMS ALF		107	5	4%	112
ALLIED HEALTH FORT PIERCE		112			112
HARBORCHASE OF VERO BEACH		98	14	13%	112
WILLOWBROOKE COURT AT ST ANDREWS ESTATES		107	5	4%	112
NORTH FL SOUTH GA HCS-MALCOM RANDALL VAMC			112	100%	112
CARENOW LAKE MARY			112	100%	112
RESEARCH CENTERS OF AMERICA, LLC		91	21	19%	112
TREASURE COAST MEDICAL ASSOCIATES		4	108	96%	112
FLORIDA ATLANTIC UNIVERSITY STUDENT HEALTH		89	23	21%	112

COVID-19: testing by laboratory

Data through Feb 1, 2021 verified as of Feb 2, 2021 at 09:25 AM

Data in this report are provisional and subject to change.

The numbers in the table below represent the number of Florida and non-Florida residents for whom test results were received by the Department of Health. A person can be tested by more than one laboratory and can have both positive and negative results. **Therefore, the sum of the numbers in each column will be larger than the total number of people tested.**

Reporting lab	Inconclusive	Negative	Positive	Percent positive	Total
SEASIDE HEALTH AND REHABILITATION CENTER		54	57	51%	111
HOSPICE OF ST FRANCIS INC□		107	4	4%	111
CHEEK AND SCOTT DRUGS INC		89	22	20%	111
HIALEAH SHORES NURSING AND REHAB CENTER		103	8	7%	111
DB MD		100	11	10%	111
AMERICAN HOUSE-BONITA SPRINGS□		110	1	1%	111
DIAGNOSTIC LABORATORY OF OKLAHOMA		88	23	21%	111
TGH URGENT CARE – SEMINOLE			111	100%	111
PHYSICIAN PARTNERS PERRY		52	59	53%	111
ELAN BUENA VISTA		95	15	14%	110
VILLA MARIA WEST SKILLED NURSING FACILITY		103	7	6%	110
SUMMERFIELD EMERGENCY ROOM		87	23	21%	110
CLEARWATER STATMED QUICK QUALITY CLINICS		36	74	67%	110
LAKE HOUSE ASSISTED LIVING		93	17	15%	110
FLORIDA DEPARTMENT OF HEALTH IN TAYLOR COUNTY	1	72	37	34%	110
FLORIDA HEALTH CARE PLANS INC		1	108	99%	109
ARCPPOINT LABS OF SARASOTA MANATEE		38	71	65%	109
BROWARD HEALTH CORAL SPRINGS EPIDEMIOLOGY DEPT		1	108	99%	109
MG PORT CHARLOTTE II SUBTENANT LLC		97	11	10%	108
BAY VIEW HEALTHCARE		85	23	21%	108
EVANS HEALTH CARE		106	2	2%	108
ADVENT HEALTH CENTRA CARE - APOPKA NORTH		82	26	24%	108
PHYSICIANS REGIONAL CLINIC		82	26	24%	108
FINNISH AMERICAN REST HOME-ALF		106	2	2%	108
IQBAL A FARUQUI MD□		84	24	22%	108
FAWCETT MEMORIAL HOSPITAL LABORATORY			108	100%	108
ARDEN COURTS OF DELRAY BEACH FL LLC	3	103	1	1%	107
KINDRED HOSPITAL-BAY AREA-ST PETERSBURG LAB	1	100	6	6%	107
GRAND OAKS HEALTH & REHABILITATION		106	1	1%	107
NO FLORIDA PEDIATRICS, PA - BRADFORD		90	17	16%	107
PROMPT CARE OF CENTRAL FLORIDA			107	100%	107
HOBDAIRI FAMILY HEALTH LLC□		74	33	31%	107
HEART OF FLORIDA REGIONAL MED CTR		35	71	67%	106
MONTEFIORE MEDICAL CENTER LABORATORIES - MOSES		97	9	8%	106
PALM BEACH COUNTY FIREFIGHTERS HEALTH CLINIC, LLC		83	23	22%	106
MINUTECLINIC LLC #4987		92	14	13%	106
ISLAND URGENT CARE PLLC DBA AFC URGENT CARE		105	1	1%	106
MEDICAL CONSULTANTS OF FLORIDA DBA	1	90	14	13%	105
WEST COAST FAMILY MEDICAL CARE		79	26	25%	105
CITRUS MEMORIAL HOSPITAL			105	100%	105
ARDEN COURTS OF FORT MYERS		103	2	2%	105
MIAMI VA HEALTHCARE SYSTEM			105	100%	105
GRANDE, THE□	2	98	4	4%	104
PANAMA PHARMACY	3	84	17	16%	104
RESTORE HEALTH URGENT CARE		41	63	61%	104
CHERRY OAK PALM BEACH COUNTY		98	6	6%	104
EAST NEW YORK DIAGNOSTIC AND TREATMENT		99	5	5%	104

COVID-19: testing by laboratory

Data through Feb 1, 2021 verified as of Feb 2, 2021 at 09:25 AM

Data in this report are provisional and subject to change.

The numbers in the table below represent the number of Florida and non-Florida residents for whom test results were received by the Department of Health. A person can be tested by more than one laboratory and can have both positive and negative results. **Therefore, the sum of the numbers in each column will be larger than the total number of people tested.**

Reporting lab	Inconclusive	Negative	Positive	Percent positive	Total
UNIVERSITY MEDICAL CENTER SUITES		91	13	13%	104
ADVENT HEALTH - DELTONA ER		72	32	31%	104
WELL HEALTH WORKS	1	85	17	17%	103
NADAL PEDIATRICS		86	17	17%	103
VISTA MANOR		92	11	11%	103
PREDICTIVE LABORATORIES, INC	1	90	12	12%	103
NAVY HOSPITAL			103	100%	103
SMILEY MEDICAL GROUP		75	28	27%	103
VITAS HEALTHCARE CORPORATION OF FLORIDA		101	2	2%	103
DEPARTMENT OF HEALTH BUREAU OF FAMILY		102	1	1%	103
MD 365 MEDICAL CARE		102	1	1%	103
NORTH FLORIDA EVALUATION AND TREATMENT CENTER	2	95	5	5%	102
Courtyards of Orlando Care Center		96	6	6%	102
CCS - PAUL REIN DETENTION FACILITY		74	27	27%	101
Summit Medical Group		92	9	9%	101
SEA PINES REHABILITATION HOSPITAL		100	1	1%	101
MAINSTREAM DIAGNOSTIC LABORATORY LLC		88	13	13%	101
PEDIATRIC SPECIALISTS MEDICAL GROUP☐	1	90	9	9%	100
LODGE HEALTH AND REHABILITATION CENTER, THE		69	31	31%	100
THE COURTYARD ASSISTED LIVING		96	4	4%	100
Consulate Health Care of Port Charlotte		98	2	2%	100
BROOKDALE LAKE TAVARES		97	2	2%	99
FAMILY MEDICAL CARE OF PALM BEACH		41	58	59%	99
CENTRAL FLORIDA HEALTH CARE		47	52	53%	99
UNIVERSITY HEALTH SYSTEM INC		89	10	10%	99
SEAVIEW NURSING AND REHABILITATION CENTER		98	1	1%	99
WESTWOOD NURSING & REHAB		67	32	32%	99
SOUTH BALDWIN MEDICAL CENTER GULF SHORES		77	21	21%	98
WHITE WILSON MEDICAL CENTER IMMEDIATE CARE		9	89	91%	98
PINELLAS CARE CENTER		71	27	28%	98
WALTON PLACE		98			98
SEMINOLE COUNTY HEALTH DEPARTMENT		79	19	19%	98
FLORIDA COMMUNITY HEALTH CENTERS INC			98	100%	98
PLAZA OF HALLANDALE BEACH		98			98
TRADITION MEDICAL CENTER LABORATORY		48	50	51%	98
CHARLES CROFT MD	1	96	1	1%	98
URINEGOODHANDS LLC		96	2	2%	98
CLARE BRIDGE ORMOND BEACH	1	96			97
WINDSOR OF LAKEWOOD RANCH,THE		97			97
WHITE PLAINS HOSPITAL CENTER LAB		93	4	4%	97
HEALTH CENTERS AT BRENTWOOD		96	1	1%	97
GLOBAL CENTRAL LABS AT PPD	2	87	8	8%	97
LANDMARK, THE		48	48	50%	96
HIGHLANDS URGENT CARE			96	100%	96
WESTCHESTER MEDICAL CENTER		93	3	3%	96
TGH URGENT CARE – TYRONE		2	94	98%	96
WELLOW URGENT CARE PC		96			96

COVID-19: testing by laboratory

Data through Feb 1, 2021 verified as of Feb 2, 2021 at 09:25 AM

Data in this report are provisional and subject to change.

The numbers in the table below represent the number of Florida and non-Florida residents for whom test results were received by the Department of Health. A person can be tested by more than one laboratory and can have both positive and negative results. **Therefore, the sum of the numbers in each column will be larger than the total number of people tested.**

Reporting lab	Inconclusive	Negative	Positive	Percent positive	Total
PEDIATRIC ASSOCIATES ORLANDO		82	14	15%	96
BAYSHORE MEMORY CARE□		96			96
JPR URGENT MEDICAL CARE		95			95
SIGNATURE HEALTHCARE OF PORT CHARLOTTE		88	7	7%	95
DEVANSH LAB WERKS INC		79	16	17%	95
North Lake Care Center		94	1	1%	95
CROSS CITY REHABILITATION AND HEALTH CARE CENTER		72	23	24%	95
ARBOR TRAIL		77	18	19%	95
THREE OAKS PHARMACY INC		89	6	6%	95
LATE HOURS URGENT CARE		57	38	40%	95
THE TERRACE OF KISSIMMEE		80	15	16%	95
ST MARK ASSISTED LIVING CENTER	1	82	11	12%	94
QUOTIENT SCIENCES		49	45	48%	94
PICH KTM CORP DBA MEDTOWN PHARMACY		79	15	16%	94
AYERS HEALTH & REHABILITATION CENTER		90	4	4%	94
MIDWAY PRIMARY CARE, LLC		79	15	16%	94
DIAGNOSTIC SOLUTIONS		3	91	97%	94
CONSULATE HEALTH CARE OF SARASOTA□	1	92			93
MACADAMS HOME HEALTH AGENCY		92	1	1%	93
MARKET STREET VIERA		92	1	1%	93
MY CLINICAL LAB INC		17	76	82%	93
MAGNOLIA MEDICAL CLINIC		10	83	89%	93
Sandy Ridge Center for Rehabilitation and Healing		71	21	23%	92
VIERA HOSPITAL			92	100%	92
SEMINOLE SPORTS AND FAMILY MEDICINE		82	10	11%	92
PINELLAS COUNTY JAIL			92	100%	92
HURLBURT FIELD CLINIC		39	53	58%	92
SOLARIS SENIOR LIVING OF MERRITT ISLAND		89	3	3%	92
CLEVELAND CLINIC FOUNDATION		12	80	87%	92
MEDICATION ROOMS-CSU/CI NURSE STATION	1	83	7	8%	91
ISLAND DOCTORS		10	81	89%	91
BIODESIX, INC.		68	23	25%	91
HERON CLUB AT PRESTANCIA		89	2	2%	91
SONNIS PEDIATRICS PA		80	11	12%	91
CITRUS MEMORIAL HEALTH SYSTEM LAB		2	89	98%	91
KORGENE LAB	1	23	67	74%	91
ORLANDO LUTHERAN TOWERS ASSISTED LIVING		90			90
JACKSONVILLE UNIVERSITY		84	6	7%	90
ADVENT HEALTH CENTRA CARE - WATERMAN		78	12	13%	90
KEYS MEDICAL GROUP			90	100%	90
Cross Landings Health and Rehabilitation		89	1	1%	90
KALEIDA HEALTH CENTER FOR LABORATORY		84	6	7%	90
Mt Sinai Aventura			89	100%	89
QPS, LLC		86	2	2%	88
VILLAS OF HOLLY BROOK - BRADENTON 14TH		88			88
MY HEALTHY BLUEPRINT BY BAPTIST HEALTH CARE		71	17	19%	88
NAVARRE GARDENS LLC		64	24	27%	88

COVID-19: testing by laboratory

Data through Feb 1, 2021 verified as of Feb 2, 2021 at 09:25 AM

Data in this report are provisional and subject to change.

The numbers in the table below represent the number of Florida and non-Florida residents for whom test results were received by the Department of Health. A person can be tested by more than one laboratory and can have both positive and negative results. **Therefore, the sum of the numbers in each column will be larger than the total number of people tested.**

Reporting lab	Inconclusive	Negative	Positive	Percent positive	Total
HARBORCHASE OF NAPLES		75	13	15%	88
AMERICAN FAMILY MEDICAL LLC		56	32	36%	88
CAREMOUNT MEDICAL - PATHOLOGY		85	3	3%	88
FREEDOM INN AT TARPON SPRINGS		81	7	8%	88
DOS OF NORTH SHORES NURSING & REHAB CENTER		88			88
MAGNOLIA DIAGNOSTIC		2	86	98%	88
AVERO DIAGNOSTICS		64	24	27%	88
GOVERNOR'S CREEK HEALTH & REHABILITATION		87	1	1%	88
BRANDON HEALTH AND REHABILITATION CENTER	1	85	1	1%	87
PACIFIC ANALYTICS			87	100%	87
LIFE BRITE		72	15	17%	87
QUICK CARE MED PL CR		80	7	8%	87
JOHN KNOX VILLAGE OF FLORIDA ALF	1	83	3	3%	87
PRIME HEALTH OF NORTH PORT LLC		79	8	9%	87
ADVENT HEALTH - PALM HARBOR ER		64	23	26%	87
DISCOVERY VILLAGE AT THE FORUM		86			86
ROHR HOME		83	3	3%	86
HOSPICE OF THE EMERALD COAST INC - PANAMA CITY	2	79	5	6%	86
MIAMI BEACH COMMUNITY HEALTH CENTER		1	85	99%	86
KINDRED HOSPITAL MELBOURNE	1	83	2	2%	86
CLARE BRIDGE OF CAPE CORAL	1	85			86
CRYSTAL RIVER HEALTH & REHAB		86			86
BROOKDALE CAPE CORAL		85			85
PEDIATRICS IN BREVARD PA- ROCKLEDGE		54	31	36%	85
MIAMI SHORES NURSING & REHAB		85			85
W. FRANK WELLS NURSING HOME		84	1	1%	85
NORTH FLORIDA SPINE AND WELLNESS		66	19	22%	85
LECONTE MEDICAL CENTER LAB		67	18	21%	85
LAKE GIBSON VILLAGE, LLC		82	3	4%	85
EMBRY RIDDLE AERONAUTICAL UNIVERSITY HEALTH SERVICES			85	100%	85
PINES OF SARASOTA GARDEN		84			84
PSL NAPLES BH OPERATIONS, LLC		84			84
SOUTH GEORGIA MEDICAL CENTER		48	36	43%	84
MARTIN ACQUISITION 1 LLC DBA		71	13	15%	84
FIRSTCARE CLINIC		39	45	54%	84
STUART LODGE LIVING LLC		61	23	27%	84
NITE LITE PEDIATRICS - JACKSONVILLE		76	8	10%	84
NSPIRE HEALTHCARE TAMARAC		80	4	5%	84
CLYDE E LASSEN STATE VETERANS NURSING HOME		59	25	30%	84
IMA MEDICAL GROUP		42	42	50%	84
J FRANK AVEY MD		65	18	22%	83
HOSPICE OF THE TREASURE COAST		80	3	4%	83
SUMMIT MEDICAL GROUP PA		75	8	10%	83
PENNSYLVANIA DEPT OF HEALTH		20	63	76%	83
ELMCROFT OF BELLA VITA		75	8	10%	83
LABCORP EMPLOYER SERVICES		82	1	1%	83
LAFAYETTE NURSING AND REHABILITATION CENTER		81	2	2%	83

COVID-19: testing by laboratory

Data through Feb 1, 2021 verified as of Feb 2, 2021 at 09:25 AM

Data in this report are provisional and subject to change.

The numbers in the table below represent the number of Florida and non-Florida residents for whom test results were received by the Department of Health. A person can be tested by more than one laboratory and can have both positive and negative results. **Therefore, the sum of the numbers in each column will be larger than the total number of people tested.**

Reporting lab	Inconclusive	Negative	Positive	Percent positive	Total
The Grove Health and Rehabilitation		60	22	27%	82
RIVERSIDE RECOVERY OF TAMPA		81	1	1%	82
East Bay Rehabilitation Center		48	34	41%	82
CITY OF PORT SAINT LUCIE		76	6	7%	82
THE PAVILION FOR HEALTH CARE		72	10	12%	82
FLAGLER COLLEGE HEALTH SERVICES		59	23	28%	82
LAB		29	53	65%	82
BROOKDALE FORT MYERS THE COLONY		78	4	5%	82
KINDRED HOSPITAL - SOUTH FLORIDA		81			81
RIDGEWOOD DIAGNOSTIC LABORATORY		77	4	5%	81
BIO-TECH CLINICAL LABORATORIES		41	40	49%	81
KINDRED HOSPITAL NORTH FLORIDA	3	73	5	6%	81
JUNO DERMATOLOGY LLC		73	8	10%	81
ALTERNATIVE LIVING, INC DBA TWIN CITIES PAVILION		78	2	3%	80
MEMORY CARE OF NAPLES		80			80
LABCORP RTP		31	49	61%	80
SENIOR LIVING VII TAMPA LLC	1	70	9	11%	80
BROOKDALE DESTIN		70	10	13%	80
PALMS EDGE	1	73	6	8%	80
SUNSHINE GARDENS		78	1	1%	79
BALMORAL TENANT SERVICES INC	1	43	35	44%	79
EDGEWATER AT WATERMAN VILLAGE		78	1	1%	79
SEVEN HILLS HEALTH AND REHABILITATION CENTER		63	16	20%	79
CATHOLIC HEALTH SYSTEM DEPT LABORATORY		77	2	3%	79
LABFIRST - DEPARTMENT OF PATHOLOGY		76	3	4%	79
Crystal Health & Rehab Center		77	2	3%	79
CBS LABS OF TAMPA LLC		3	76	96%	79
BENTON HOUSE AT OAKLEAF		51	28	35%	79
SONATA WEST		77	2	3%	79
VETERANS AFFAIRS MEDICAL CENTER - PALO ALTO		28	51	65%	79
Peninsula Care and Rehab		67	12	15%	79
CANOPY ON BERRYHILL, THE		48	31	39%	79
ATRIUM AT LIBERTY PARK		75	4	5%	79
WALGREENS #12673		76	2	3%	78
ERIE COUNTY MEDICAL CTR CLINICAL LABS		74	4	5%	78
MCW MENTAL HEALTH LLC		76	2	3%	78
HUNTSVILLE HOSPITAL LABORATORY		53	25	32%	78
PANCARE HEALTH GULF COUNTY		54	24	31%	78
STONY BROOK UNIVERSITY MEDICAL CENTER		65	13	17%	78
LAKE MORTON PLAZA		75	3	4%	78
HIGHLANDS MEDICAL CENTER		75	3	4%	78
Madison Health and Rehabilitation Center		42	35	45%	77
MINUTECLINIC DIAGNOSTIC OF SOUTH CAROLINA, LLC		64	13	17%	77
GRAND OAKS OF JENSEN BEACH LLC		77			77
Centre Pointe Health and Rehabilitation Center		67	10	13%	77
PLYMOUTH HOME FOR ADULTS, INC.	8	68	1	1%	77
TRUE NORTH HEALTH NAVIGATION LLC DBA DISPATCHHEALTH	1	60	16	21%	77

COVID-19: testing by laboratory

Data through Feb 1, 2021 verified as of Feb 2, 2021 at 09:25 AM

Data in this report are provisional and subject to change.

The numbers in the table below represent the number of Florida and non-Florida residents for whom test results were received by the Department of Health. A person can be tested by more than one laboratory and can have both positive and negative results. **Therefore, the sum of the numbers in each column will be larger than the total number of people tested.**

Reporting lab	Inconclusive	Negative	Positive	Percent positive	Total
The Ponce Therapy Care Center		73	4	5%	77
MICRO PATH LABORATORIES INC		75	2	3%	77
ORANGE CITY NURSING AND REHAB		75	2	3%	77
DYNAMIC MEDICAL USA			76	100%	76
ADVANCED EMURGENT CARE		27	49	64%	76
CLINICAL PATHOLOGY ASSOCIATES-SONIC REFERENCE LAB		76			76
NORTH PORT REHABILITATION AND NURSING CENTER☐		75	1	1%	76
WHITE WILSON MEDICAL CENTER PA - NAVARRE		3	73	96%	76
WINDSOR REFLECTIONS		75	1	1%	76
ADVENTHEALTH MEDICAL GROUP PRIMARY CARE		72	4	5%	76
DOUGLAS T JACOBSON STATE VETERANS HOME		76			76
AVANTE AT OCALA INC		55	21	28%	76
OPPENHEIMER PLASTIC SURGERY LLC		70	5	7%	75
WINDSOR OAKS		74	1	1%	75
ADVENTHEALTH MEDICAL GROUP FAMILY MEDICINE AT		54	21	28%	75
NEW SMYRNA BEACH URGENT CARE			75	100%	75
MOBILE PHYSICIAN SERVICES INC		67	8	11%	75
QUALITY URGENT CARE AND WELLNESS PL	1	44	30	40%	75
DELAND WELLNESS CENTER			75	100%	75
ADVENTHEALTH EXPRESSCARE		45	30	40%	75
BOND CLINIC PA		43	32	43%	75
JUPITER MEDICAL CENTER URGENT CARE - STUART		49	26	35%	75
HAWTHORN HOUSE☐		63	12	16%	75
LAKE REGIONAL URGENT CARE		4	71	95%	75
S-H THIRTY-FIVE OPCO- PORT ST LUCIE, LLC	1	74			75
HEALTH FIRST - PALM BAY HOSPITAL		2	72	97%	74
NOAH CLINICAL LABORATORY		63	11	15%	74
PROMEDICA LABORATORIES		21	53	72%	74
CARE CENTERS OF NASSAU		71	3	4%	74
PARK OF THE PALMS INC		74			74
HEALTHPOINT MED GRP OF THE EMERALD COAST LLC		52	22	30%	74
The Crossings		74			74
GEORGE SAFRAN MD PC		68	5	7%	73
SCOTT LAKE HEALTH AND REHABILITATION CENTER		71	2	3%	73
ALL MY KIDS PEDIATRICS INC		53	20	27%	73
CONSULATE HEALTH CARE - LAKE MARY		72	1	1%	73
BROOKDALE OVIEDO		71	2	3%	73
A2Z DIAGNOSTICS		72	1	1%	73
MD 365 MEDICAL CARE PLLC		73			73
A PLUS PEDIATRICS		62	11	15%	73
CENTURY CENTER FOR REHABILITATION & HEALING		55	18	25%	73
MINNESOTA TWINS		69	4	5%	73
HAVEN OF OUR LADY OF PEACE		72			72
D PEDIATRICS		67	5	7%	72
EAST ALABAMA MEDICAL CENTER LABORATORY		60	12	17%	72
AZALEA TRACE PHYSICIAN SERVICES		72			72
A COUNTRY PLACE ASSISTED LIVING FACILITY		71	1	1%	72

COVID-19: testing by laboratory

Data through Feb 1, 2021 verified as of Feb 2, 2021 at 09:25 AM

Data in this report are provisional and subject to change.

The numbers in the table below represent the number of Florida and non-Florida residents for whom test results were received by the Department of Health. A person can be tested by more than one laboratory and can have both positive and negative results. **Therefore, the sum of the numbers in each column will be larger than the total number of people tested.**

Reporting lab	Inconclusive	Negative	Positive	Percent positive	Total
NAPHCARE, INC AT MANATEE COUNTY JAIL		47	25	35%	72
BROWARD HEALTH MEDICAL CENTER		3	69	96%	72
EC OPCO CARROLLWOOD LLC		66	6	8%	72
RITE MEDICAL CARE PC		72			72
HUNTINGTON HOSPITAL LABORATORY		69	3	4%	72
BROWARD HEALTH MEDICAL CENTER CLINICAL LAB			72	100%	72
AMMON LABS		61	10	14%	71
WALGREENS 9627		65	6	8%	71
ADVANCED LAB		67	4	6%	71
EXPERTUS LABORATORIES INC		24	47	66%	71
CENTRAL BALDWIN IMMEDIATE CARE & FAMILY PRACTICE		55	16	23%	71
FLORIDA PEDIATRIC GROUP		27	44	62%	71
ESCAMBIA COUNTY JAIL		49	22	31%	71
TUSCAN ISLE OPERATING COMPANY LLC DBA		68	3	4%	71
HOSPICE OF MARTIN & ST LUCIE, INC		68	3	4%	71
STERLING HOUSE OF TALLAHASSEE	3	62	6	8%	71
SUNCOAST COMMUNITY HEALTH CENTERS PEDIATRICS		21	49	70%	70
SUMMIT AT VENICE	2	63	5	7%	70
Highlands Regional Hospital		63	7	10%	70
BEACHES PEDIATRICS PA		65	5	7%	70
ST VINCENT'S BIRMINGHAM		65	5	7%	70
CRAIG BERGER MD PL D/B/A BAY AREA EYE INSTITUTE		70			70
MEMORIAL MANOR		70			70
ASHRAF MEDICAL GROUP PLLC DBA PULSE MD		68	2	3%	70
PARKSIDE INN	3	64	2	3%	69
CHAMBREL AT ISLAND LAKE		66	3	4%	69
HERITAGE HEALTHCARE AND REHABILITATION CENTER		69			69
JACKSON COUNTY HEALTH DEPARTMENT		34	35	51%	69
SIMED LABORATORY		57	12	17%	69
WATERCREST ST LUCIE WEST	1	65	3	4%	69
MILLENNIUM PHYSICIAN GROUP LLC		57	12	17%	69
JEFFERSON COUNTY HEALTH DEPARTMENT-MONTICELLO		47	22	32%	69
USF HEALTH MORSANI CENTER		5	64	93%	69
LAB PLUS, LLC AT SAINT THOMAS WEST HOSPITAL		55	14	20%	69
SAN JOSE SENIOR CARE LLC	1	43	24	35%	68
BAPTIST MEDICAL CENTER SOUTH		53	15	22%	68
SACRED HEART HEALTH SYSTEM INC		45	23	34%	68
Oakhurst Center		65	3	4%	68
DAYSPRING SENIOR LIVING LLC		66	2	3%	68
Avante at St Cloud, Inc.		66	2	3%	68
PLANTATION GENERAL HOSPITAL CLINICAL LAB		26	42	62%	68
AEL- MEMPHIS		17	51	75%	68
PENSACOLA DEVELOPMENTAL CENTER		52	16	24%	68
ARBOR TERRACE SAN JOSE LLC	3	64	1	1%	68
SUNCOAST OPTIMAL WELLNESS		23	45	66%	68
LAKE HOWELL FAMILY MEDICINE ASSOCIATES		56	11	16%	67
RARITAN BAY PERTH AMBOY		61	6	9%	67

COVID-19: testing by laboratory

Data through Feb 1, 2021 verified as of Feb 2, 2021 at 09:25 AM

Data in this report are provisional and subject to change.

The numbers in the table below represent the number of Florida and non-Florida residents for whom test results were received by the Department of Health. A person can be tested by more than one laboratory and can have both positive and negative results. **Therefore, the sum of the numbers in each column will be larger than the total number of people tested.**

Reporting lab	Inconclusive	Negative	Positive	Percent positive	Total
VIERA DEL MAR HEALTH AND REHABILITATION CENTER		63	4	6%	67
GENPATH			67	100%	67
MD LABS		40	27	40%	67
DIATHERIX LABORATORIES		33	34	51%	67
BROOKDALE JENSEN BEACH ☐		65	2	3%	67
ST PETERSBURG PEDIATRICS-SEMINOLE		57	10	15%	67
SEMINOLE TRIBE OF FLORIDA		51	16	24%	67
CLERMONT URGENT CARE			67	100%	67
ASSOCIATED CLINICAL LABORATORIES		59	7	11%	66
MEDEX MEDICAL EXPRESS OF PALATKA			66	100%	66
MED COMP SCIENCES		1	65	98%	66
MEASE MANOR INC		62	4	6%	66
ACE BIOMEDICAL LABS LLC		55	11	17%	66
STONY BROOK SOUTHAMPTON		64	1	2%	65
INDIGO MANOR ☐		22	43	66%	65
CL BRUMBACK PRIMARY CARE CLINICS		16	49	75%	65
CATHOLIC HEALTH SERVICES REGIONAL LAB		58	7	11%	65
PUBLIC SQUARE PHARMACY LLC		50	15	23%	65
OKEECHOBEE URGENT CARE		17	48	74%	65
ELLENTON PEDIATRICS PA		57	8	12%	65
ROSECASTLE AT DELANEY CREEK		64	1	2%	65
SUMMER VISTA ASSISTED LIVING		38	27	42%	65
OAK MANOR NURSING HOME		62	3	5%	65
ALTAMONTE PEDIATRIC ASSOCIATES		31	34	52%	65
EISENHOWER ARMY MEDICAL CENTER		61	4	6%	65
GV NAPLES OPCO, LLC		64	1	2%	65
NXGEN MDX		20	44	69%	64
GREENLEAF ALF		63	1	2%	64
JERICO URGENT CARE		61	3	5%	64
PORT CHARLOTTE REHABILITATION CENTER		54	10	16%	64
PANIRA HEALTHCARE CLINIC		2	62	97%	64
OUT OF STATE		40	24	38%	64
WILLISTON PEDIATRICS PA		45	19	30%	64
VETERANS AFFAIRS MEDICAL CENTER - GULF COAST		27	37	58%	64
NEMOURS CHILDRENS PRIMARY CARE OVIEDO		51	13	20%	64
JOSEPH L MORSE GERIATRIC CENTER	2	59	3	5%	64
STAR CARE		58	6	9%	64
MED EXPRESS		6	58	91%	64
JUPITER MEDICAL CENTER URGENT CENTER		45	19	30%	64
VITAS HEALTHCARE		58	5	8%	63
ATMORE COMMUNITY HOSPITAL LABORATORY		44	19	30%	63
VIERA HEALTH AND REHABILITATION CENTER		62	1	2%	63
F&T MEDICAL RESEARCH, INC		63			63
BROOKDALE PENSACOLA		62	1	2%	63
EXACT SCIENCES LABORATORIES, LLC		15	48	76%	63
LORI MCAULIFFE MD PA		49	14	22%	63
APC PEDIATRICS AT RYE ROAD MEDICAL PARK		63			63

COVID-19: testing by laboratory

Data through Feb 1, 2021 verified as of Feb 2, 2021 at 09:25 AM

Data in this report are provisional and subject to change.

The numbers in the table below represent the number of Florida and non-Florida residents for whom test results were received by the Department of Health. A person can be tested by more than one laboratory and can have both positive and negative results. **Therefore, the sum of the numbers in each column will be larger than the total number of people tested.**

Reporting lab	Inconclusive	Negative	Positive	Percent positive	Total
ADVENT HEALTH - LAKE MARY		53	10	16%	63
MISIR DRUGS LLC		51	12	19%	63
MEDI CLINIC SARASOTA INC		62	1	2%	63
AMERICAN HOUSE COCONUT POINT		56	7	11%	63
NORTH SHORE MEDICAL LABS	1	57	5	8%	63
WADSWORTH HEALTH CENTER		60	3	5%	63
COOPER FAMILY MEDICAL PLLC		46	17	27%	63
SANIBEL INTERNAL MEDICINE, LLC		60	3	5%	63
FLORIDA MEDICAL CLINIC LLC		42	20	32%	62
OVERLOOK HOSPITAL LABORATORY		57	5	8%	62
BOND CLINIC DR ELDEEB		35	27	44%	62
BIG BOCA SMILES LLC		60	2	3%	62
ISLAND COAST PEDIATRICS		56	6	10%	62
BAY PINES MEDICAL ASSOCIATES		1	60	98%	61
PANCARE HEALTH - MALONE CLINIC		56	5	8%	61
LENOX HILL HOSPITAL		55	6	10%	61
SAMFORD UNIVERSITY HEALTH SERVICES		60	1	2%	61
VENICE REGIONAL MEDICAL CENTER BAYFRONT HEALTH		14	47	77%	61
Stratford Court of Palm Harbor		51	10	16%	61
Winter Park Care and Rehab		60	1	2%	61
AMERICAN FAMILY MEDICAL		48	13	21%	61
ANCHOR CARE AND REHABILITATION CENTER		60	1	2%	61
WASHINGTON REHABILITATION AND NURSING CENTER		51	10	16%	61
EMERALD COAST HOSPICE		60	1	2%	61
FHMG LAKE MARY PEDS		48	12	20%	60
SOMERBY OF SANTA ROSA BEACH		51	9	15%	60
MED ONE AT SAINT AUGUSTINE		33	27	45%	60
TWIN CREEKS ASSISTED LIVING & MEMORY CARE		57	3	5%	60
MINUTECLINIC DIAGNOSTIC OF TEXAS, LLC		53	7	12%	60
LAKELAND REGIONAL HEALTH		36	24	40%	60
INTERNAL LAB		50	9	15%	59
BIOTECH		52	7	12%	59
MILLENIUM PHYSICIANS GROUP		1	58	98%	59
NORTH SHORE UNIVERSITY HOSPITAL LABORATORY		53	6	10%	59
RITECARE MED CTR H			59	100%	59
MENTAL HEALTH CARE INC		49	9	16%	58
WILSON MEMORIAL REGIONAL MEDICAL CENTER		54	4	7%	58
Margate Health and Rehabilitation Center		56	2	3%	58
PRIMECARE AT TWIN LAKES			58	100%	58
CP/AIG PENSACOLA DEVELOPMENT LLC		55	3	5%	58
THE CANOPY AT BERRYHILL		58			58
Golfview Healthcare Center		58			58
ARBOR TERRACE ORTEGA LLC	1	57			58
BIOREFERENCE LABORATORIES		6	52	90%	58
CRESTVIEW URGENT CARE			57	100%	57
CORAL GABLES HOSPITAL			57	100%	57
HEARTLAND HEALTHCARE AND REHAB CENTER		35	22	39%	57

COVID-19: testing by laboratory

Data through Feb 1, 2021 verified as of Feb 2, 2021 at 09:25 AM

Data in this report are provisional and subject to change.

The numbers in the table below represent the number of Florida and non-Florida residents for whom test results were received by the Department of Health. A person can be tested by more than one laboratory and can have both positive and negative results. **Therefore, the sum of the numbers in each column will be larger than the total number of people tested.**

Reporting lab	Inconclusive	Negative	Positive	Percent positive	Total
MINUTECLINIC DIAGNOSTIC OF OHIO LLC		43	14	25%	57
LUTHERAN HAVEN ASSISTED LIVING		57			57
ASCENSION SACRED HEART BAY LABORATORY		54	3	5%	57
ALZHEIMERS CARE CENTER OF VIERA LTD		37	20	35%	57
EMERALD COAST BEHAVIORAL HOSPITAL		53	4	7%	57
KAPG FLEMING ISLAND SENIOR HOUSING OPCO LLC	1	56			57
MALCOM RANDALL DEPT OF VAMC			57	100%	57
PATHWAY PHARMACY		38	19	33%	57
PALM BAY URGENT CARE		28	29	51%	57
PHYSICIANS PRIMARY CARE OF SOUTHWEST FLORIDA		39	17	30%	56
TUKA PEDIATRICS		7	49	88%	56
EAGLES WATCH CLUSTER		47	9	16%	56
TIFFANY HALL NURSING AND REHAB		44	12	21%	56
PARTICLE THEORY LABS		51	5	9%	56
GIBBENS FAMILY MEDICAL, LLC		44	12	21%	56
APLS SERVICES LLC D/B/A CLEAR DIAGNOSTICS	5	51			56
LAKELAND REGIONAL HEALTH LAKE MIRIAM		24	32	57%	56
ARBOR OAKS AT TYRONE	5	51			56
BAPTIST HEALTH SOUTH FLORIDA - WEST BOCA URGENT CARE		34	22	39%	56
HORIZON ALF		55	1	2%	56
HERNANDO COUNTY FIRE RESCUE DISTRICT		25	30	55%	55
KENDALL REGIONAL MEDICAL CENTER LAB	3		52	95%	55
ADVENT HEALTH CENTRA CARE - WINTER GARDEN		11	44	80%	55
NORTH FLORIDA PEDIATRICS		45	10	18%	55
TBI RESIDENTIAL SERVICES, INC.		44	11	20%	55
PROFESSIONAL URGENT CARE SERVICES		28	27	49%	55
ST FRANCIS HOSPITAL		47	8	15%	55
PREMIER MEDICAL ASSOCIATES ALL FLORIDA LLC		54	1	2%	55
SONATA HUNTERS CREEK		47	8	15%	55
FERN PARK DEVELOPMENTAL CENTER			54	100%	54
PEDIATRIC SERVICES OF AMERICA INC		53	1	2%	54
SARASOTA CO. HEALTH DEPT # 58		40	14	26%	54
CERTUS MTD OPCP LLC		52	2	4%	54
UNITED LABORATORY SERVICES CORPORATION		38	16	30%	54
LAKE CITY VA MEDICAL CENTER			54	100%	54
ADVENT HEALTH - PALM COAST		1	53	98%	54
STEINHATCHEE FAMILY MEDICAL CENTER	1	47	6	11%	54
CLERMONT HEALTH AND REHAB		40	14	26%	54
MINUTECLINIC DIAGNOSTIC		50	4	7%	54
JUNIPER VILLAGE AT NAPLES		53	1	2%	54
ST. CLOUD MEDICAL GROUP		54			54
MEDRITE URGENT CARE		42	11	21%	53
QUALITY URGENT CARE AND WELLNESS		31	22	42%	53
WALGREENS 4915		47	6	11%	53
THE PRESERVE AT CLEARWATER		51	2	4%	53
KINDRED AT HOME		44	9	17%	53
BioReference Laboratories, Inc		6	47	89%	53

COVID-19: testing by laboratory

Data through Feb 1, 2021 verified as of Feb 2, 2021 at 09:25 AM

Data in this report are provisional and subject to change.

The numbers in the table below represent the number of Florida and non-Florida residents for whom test results were received by the Department of Health. A person can be tested by more than one laboratory and can have both positive and negative results. **Therefore, the sum of the numbers in each column will be larger than the total number of people tested.**

Reporting lab	Inconclusive	Negative	Positive	Percent positive	Total
FLORIDA MEDICAL CLINIC PA		46	7	13%	53
TURNING POINT OF TAMPA		47	6	11%	53
MINUTECLINIC DIAGNOSTIC OF NORTH CAROL		44	9	17%	53
JACOBI MEDICAL CENTER		50	3	6%	53
PALM BAY PEDIATRICS		36	17	32%	53
Osprey Point Nursing Center		51	2	4%	53
life Care Center of Melbourne		37	16	30%	53
Summit Medical Group, Pa DbA Citymd		49	4	8%	53
SONATA BOCA RATON		48	4	8%	52
NITE LITE PEDIATRICS - PORT ST. LUCIE		43	9	17%	52
AU HEALTH		39	13	25%	52
HEARTLAND PHARMACY LAKE PLACID, INC		41	11	21%	52
AEGIS MEDICAL GROUP		43	9	17%	52
VPA PC LAB		48	4	8%	52
NORTH BEACH REHABILITATION CENTER		51	1	2%	52
AFTER HOURS PEDIATRICS			52	100%	52
WALGREENS 2941		50	2	4%	52
MEASE COUNTRYSIDE HOSPITAL			52	100%	52
ADVENT HEALTH		49	3	6%	52
CHILDREN'S HOSPITAL OF ALABAMA		51	1	2%	52
BURRY'S PHARMACY INC		31	21	40%	52
INTERNAL MEDICINE SPECIALIST		46	6	12%	52
GENESIS DERMATOLOGY		48	4	8%	52
SNH BRFL TENANT LLC	2	50			52
WEST VOLUSIA FAMILY AND SPORTS MEDICINE		50	1	2%	51
APOLLOMDX LABS		29	22	43%	51
TRINITY AL SENIOR HOUSING LLC		45	6	12%	51
BISHOP GRADY VILLAS		50	1	2%	51
CARDIOLOGY AND MEDICINE ASSOCIATES		39	12	24%	51
GULFVIEW MEDICAL INSTITUTE		51			51
FLORIDA HEALTH CARE		7	44	86%	51
BARRY UNIVERSITY STUDENT HEALTH SERVICES		37	14	27%	51
ALEXANDER NININGER STATE VETERANS		51			51
ST PETERSBURG PEDIATRICS-MLK JUNIOR BLVD		46	5	10%	51
GATEWAY CARE CENTER		50	1	2%	51
BROOKDALE CENTRE POINTE	1	50			51
AVANTE ST CLOUD		48	3	6%	51
BAYCARE HEALTH SYSTEMS		2	49	96%	51
PALM RIVER COMMUNITY HEALTH CENTER		45	5	10%	50
ALLIANCE PEDIATRICS		24	26	52%	50
THOMAS INTERNAL MEDICINE		42	8	16%	50
CORNERSTONE MEDICAL CARE OF BRANDON PL		45	5	10%	50
FINLAY CLINICAL LABORATORY		20	30	60%	50
PENNSYLVANIA DEPARTMENT OF HEALTH BUREAU OF LABORATORIES			50	100%	50
GENEDX		37	13	26%	50
BUECHELE DENTAL PA DBA CLERMONT FAMILY DENTISTRY		41	9	18%	50
GOOD HEARTS COVID TESTING		8	42	84%	50

COVID-19: testing by laboratory

Data through Feb 1, 2021 verified as of Feb 2, 2021 at 09:25 AM

Data in this report are provisional and subject to change.

The numbers in the table below represent the number of Florida and non-Florida residents for whom test results were received by the Department of Health. A person can be tested by more than one laboratory and can have both positive and negative results. **Therefore, the sum of the numbers in each column will be larger than the total number of people tested.**

Reporting lab	Inconclusive	Negative	Positive	Percent positive	Total
BOND AND STEELE CLINIC, PA		41	9	18%	50
ADVENT HEALTH CENTRA CARE - EAST ORLANDO		21	29	58%	50
ARIZONA DEPARTMENT OF HEALTH SERVICES			50	100%	50
ORCHID COVE AT DAYTONA		45	5	10%	50
TROY REGIONAL MEDICAL CENTER		40	10	20%	50
SUPERIOR RESIDENCES OF LECANTO		34	15	31%	49
USF		1	48	98%	49
CVS		7	42	86%	49
CAN COMMUNITY HEALTH		48	1	2%	49
SOFT CELL LABORATORIES		45	4	8%	49
VALENCIA HOUSE ALF		49			49
HAZELDEN FLORIDA		47	2	4%	49
ADVENT HEALTH - MOUNT DORA		9	40	82%	49
ALLEGRO		47	2	4%	49
MARQUIS LABS, LLC		49			49
PANCARE HEALTH - JACKSON COUNTY		38	11	22%	49
CALADIUM PEDIATRICS		45	4	8%	49
SOLARIS SENIOR LIVING NORTH NAPLES		48	1	2%	49
COOPER FAMILY MEDICAL, PLLC		40	9	18%	49
BAY REGIONAL URGENT CARE	1	29	19	39%	49
SARATOGA HOSPITAL LABORATORY		44	5	10%	49
DOH		23	25	52%	48
RAINBOW PEDIATRICS PC LLC / BREAKFAST POINT		38	10	21%	48
INN AT THE FOUNTAINS, THE		34	14	29%	48
HARMONY CLINIC		1	47	98%	48
GRAND OAKS OF PALM CITY LLC□	1	41	6	13%	48
NAPLES PEDIATRICS INC□		43	5	10%	48
L&S SENIOR CARE DBA ARCADIA OAKS	1	47			48
CAREMED INTERNAL MEDICINE		30	18	38%	48
INTERNAL MEDICINE ASSOCIATES PA		44	4	8%	48
TRADITIONAL HOME HEALTH OF PALM BEACH INC		47	1	2%	48
BIOIQ			48	100%	48
EXPRESS DOCS LLC			48	100%	48
COURTYARD GARDENS OF JUPITER		48			48
NORTH FLORIDA MEDICAL CENTER		44	4	8%	48
UNIVERSTIY CENTER MEDICAL LLC DBA	1	44	3	6%	48
HIALEAH HOSPITAL RESPIRATORY DEPT			48	100%	48
NORTHBROOK CENTER FOR□		47	1	2%	48
MEDLOGIC LABORATORIES		3	45	94%	48
PREMIER MEDICAL ASSOCIATES		46	2	4%	48
BAY CENTER HURRICANE SHELTER		48			48
HEALTH FIRST - CAPE CANAVERAL HOSPITAL		1	47	98%	48
CAPE REGIONAL MEDICAL CENTER		45	2	4%	47
FHMG- FLORIDA HOSPITAL MEDICAL GROUP		37	10	21%	47
ROCHESTER GENERAL HOSPITAL LABORATORY		43	4	9%	47
SOUTHEAST ALABAMA MEDICAL CENTER			47	100%	47
NAVARRE GARDENS		41	6	13%	47

COVID-19: testing by laboratory

Data through Feb 1, 2021 verified as of Feb 2, 2021 at 09:25 AM

Data in this report are provisional and subject to change.

The numbers in the table below represent the number of Florida and non-Florida residents for whom test results were received by the Department of Health. A person can be tested by more than one laboratory and can have both positive and negative results. **Therefore, the sum of the numbers in each column will be larger than the total number of people tested.**

Reporting lab	Inconclusive	Negative	Positive	Percent positive	Total
INN AT ASTON GARDENS AT PELICAN POINTE,THE		43	4	9%	47
PEDIATRIC CARE CENTER- JACKSONVILLE BEACH		19	28	60%	47
MINUTECLINIC DIAGNOSTIC OF NORTH CARO		42	5	11%	47
VITAS HEALTHCARE CORP OF FLORIDA		47			47
BARNES HEALTHCARE OF FLORIDA LLC		44	3	6%	47
INTERLAB		1	46	98%	47
Jupiter Medical Center Pavilion		46	1	2%	47
PEDIATRIC ASSOCIATES AT ARGYLE PA		44	3	6%	47
POPLAR HEALTHCARE PLLC	1	11	34	74%	46
KAPG ST AUGUSTINE SENIOR HOUSING OPCO LLC		37	9	20%	46
GRAND ST PAUL CVS		46			46
LITTLE NECK URGENT CARE		44	2	4%	46
PREMIER PLACE HEALTHCARE AT THE GLENVIEW		46			46
THE TERRACE OF JACKSONVILLE		3	43	93%	46
ADVENT HEALTH MEDICAL GROUP OB GYN AT		40	6	13%	46
COLLIER BLVD HMA PHYSICIAN MANAGEMENT LLC		46			46
ROCKLEDGE REGIONAL MEDICAL CENTER		30	16	35%	46
H LEE MOFFITT CANCER CENTER MICRO		46			46
HARTFORD HEALTH SERVICES LLC		46			46
EAST MANATEE FAMILY	1	1	44	96%	46
DAVID POSNACK JEWISH DAY SCHOOL		45			45
BERNHARDT LABORATORIES	1	9	35	78%	45
PUTNAM COUNTY SHERIFFS OFFICE		39	6	13%	45
MINUTECLINIC DIAGNOSTIC OF SOUTH CARO		36	9	20%	45
ST CLOUD PHYSICIAN MANAGEMENT LLC DBA ST CLOUD		27	18	40%	45
ST VINCENT'S AMBULATORY CARE INC DBA	2	35	8	18%	45
UNIVERSITY OF CENTRAL FLORIDA HEALTH SERVICES		45			45
SOUTHPORT SQUARE HARBOUR HEALTH		45			45
REDI-MED WALK-IN FAMILY CARE			45	100%	45
MOBILE DOC FL, LLC		29	16	36%	45
WINTER GARDEN REHAB AND NURSING CENTER		41	4	9%	45
WEST ISLIP URGENT CARE		42	3	7%	45
TITUSVILLE FAMILY PRACTICE		16	28	64%	44
ALLIANCE OF PHYSICIANS AGAINST COVID-19			44	100%	44
GENTIVA HEALTH SERVICES CERTIFIED INC		41	3	7%	44
QHC UPSTATE MEDICAL PC		36	8	18%	44
PEDIATRICS OF CENTRAL FLORIDA – SAINT CLOUD	2	40	2	5%	44
ADVENT HEALTH EXPRESS CARE		4	40	91%	44
NEOGENOMICS LABORATORIES INC		44			44
STUART URGENT CARE			44	100%	44
PRECISION HEALTH SOLUTIONS LAB		9	35	80%	44
MOOSEHAVEN LIFE CARE CENTER		44			44
FLORIDA HOSPITAL		27	16	37%	43
FLORIDA HEALTH CARE DELAND			43	100%	43
TOWERS HOME CARE☐		40	3	7%	43
BLISS HEALTHCARE SERVICES		24	19	44%	43
RADIOLOGY ASSOCIATES OF VENICE AND ENGLEWOOD		41	2	5%	43

COVID-19: testing by laboratory

Data through Feb 1, 2021 verified as of Feb 2, 2021 at 09:25 AM

Data in this report are provisional and subject to change.

The numbers in the table below represent the number of Florida and non-Florida residents for whom test results were received by the Department of Health. A person can be tested by more than one laboratory and can have both positive and negative results. **Therefore, the sum of the numbers in each column will be larger than the total number of people tested.**

Reporting lab	Inconclusive	Negative	Positive	Percent positive	Total
FLORIDA DEPARTMENT OF HEALTH IN WALTON COUNTY		35	8	19%	43
Flagler Health and Rehabilitation		42	1	2%	43
LEVY COUNTY DEPARTMENT OF HEALTH		31	12	28%	43
FAMILY EXTENDED CARE OF WINTER HAVEN		41	2	5%	43
PATRICK AIR FORCE BASE		3	40	93%	43
PRINCETON VILLAGE□		39	4	9%	43
LAKE MARY KIDS CENTRA CARE		33	10	23%	43
Guardian Care Nursing and Rehabilitation Center		43			43
BRANCH MEDICAL CLINIC			43	100%	43
GOLDEN POND COMMUNITIES		43			43
CITYMD OF MANAHAWKIN		41	2	5%	43
Palms at Ponte Vedra Assisted Livning and Memory Care		42	1	2%	43
WALGREENS #10373		41	1	2%	42
ADVENT HEALTH - TIMBERRIDGE ER		35	7	17%	42
WOLFF CTR FOR CHILD & ADOLESCENT HEALTH PLLC,THE		26	16	38%	42
NOMI HEALTH LAB SERVICES LLC		1	41	98%	42
ECOLAB GROUP		8	34	81%	42
UNIVERSITY OF WEST FLORIDA, THE		42			42
DELCARE PA		33	9	21%	42
Atlantic Shore Nursing and Rehab		42			42
LARA HEALTH AND WELLNESS CENTER LLC		42			42
TGH URGENT CARE POWERED BY FAST TRACK			42	100%	42
Citymd Of Toms River		36	6	14%	42
TREASURE COAST FORENSIC TREATMENT CTR		21	21	50%	42
CLINICAL LABORATORY		42			42
GULFCOAST PEDIATRICS		37	4	10%	41
NEW YORK PRESBYTERIAN - QUEENS DIAGNOSTIC		40	1	2%	41
FLORIDA HOSPITAL NEW SMYRNA		4	37	90%	41
ATRIA PARK OF LAKE FOREST (WG HERITAGE LF LLC)		40	1	2%	41
SH HERON EAST LLC□		41			41
ROSECASTLE OF JACKSONVILLE LLC		40	1	2%	41
FHMG_CTR FOR SENIOR HEALTH		36	5	12%	41
MID FLORIDA PRIMARY CARE PA		29	12	29%	41
PHILLIPPE RIDGE		29	12	29%	41
LAKE WALES OPERATING GROUP LLC		37	4	10%	41
PEDIATRICS OF CENTRAL FLORIDA KISSI		33	8	20%	41
ADVENT HEALTH - LAKE WALES		29	12	29%	41
BRONX LEBANON HOSPITAL-MEDICAL CENTER		37	4	10%	41
MAIMONIDES-SHALOM ACADEMY, INC		40	1	2%	41
SOS MOBILE MEDICAL CARE LLC		31	10	24%	41
PRIDE DIAGNOSTICS		24	16	40%	40
WALGREENS 3145		37	3	8%	40
URGENT CARE & WELLNESS CENTER		10	30	75%	40
FAST PACE MEDICAL CLINIC, PLLC		35	5	13%	40
ADVENT HEALTH - WESTCHASE ER		33	7	18%	40
LINCOLN DIAGNOSTIC LAB		38	2	5%	40
METROPOLITAN HOSPITAL CENTER		37	3	8%	40

COVID-19: testing by laboratory

Data through Feb 1, 2021 verified as of Feb 2, 2021 at 09:25 AM

Data in this report are provisional and subject to change.

The numbers in the table below represent the number of Florida and non-Florida residents for whom test results were received by the Department of Health. A person can be tested by more than one laboratory and can have both positive and negative results. **Therefore, the sum of the numbers in each column will be larger than the total number of people tested.**

Reporting lab	Inconclusive	Negative	Positive	Percent positive	Total
DOH-WEST PALM BEACH BRANCH LABORATORY		2	38	95%	40
PACIFICA SENIOR LIVING OCALA		35	5	13%	40
FIRST CHOICE URGENT CARE		10	30	75%	40
CDR MAGUIRE INC	1	7	32	80%	40
CLINICAL PATHOLOGY LABORATORIES, INC		40			40
CAPITAL REGIONAL MEDICAL CENTER		2	38	95%	40
LINCOLN MEDICAL AND MENTAL HEALTH CENTER		37	2	5%	39
CLINICAL RESEARCH SEQUENCING PLATFORM		8	31	79%	39
NEXT MOLECULAR ANALYTICS		9	30	77%	39
MEDEX MEDICAL EXPRESS OF PALATKA LLC			39	100%	39
NIGHT LITE PEDIATRICS CENTER LLC		8	31	79%	39
MENORAH HOUSE		38	1	3%	39
LIFESTREAM BEHAVIORIAL CENTER		22	17	44%	39
BAY COUNTY JAIL ANNEX		34	5	13%	39
BETHUNE-COOKMAN UNIVERSITY		21	18	46%	39
LONGLEAF DIAGNOSTIC LABORATORIES		11	28	72%	39
LOURDES HOSPITAL INC		37	2	5%	39
CENTRA CARE – LAKE NONA		3	36	92%	39
NORTH CENTRAL BRONX HOSPITAL		37	2	5%	39
HOME CARE PHARMACY		39			39
ERDOX		37	2	5%	39
JUNIPER VILLAGE AT CAPE CORAL		34	5	13%	39
CEDAR CREEK AT KINGS BAY INC		39			39
ADVENTIST HEALTH SYSTEM FLORIDA		26	12	32%	38
FELICIDAD MEDICAL CENTER			38	100%	38
FLORIDA DEPARMENT OF HEALTH CLAY COUNTY		25	13	34%	38
MOLECULAR DIAGNOSTICS		5	33	87%	38
AUTUMN OF SARASOTA		12	26	68%	38
MINUTECLINIC DIAGNOSTIC OF KANSAS, PA		32	6	16%	38
HOMEWOOD RESIDENCE AT FREEDOM PLAZA		37	1	3%	38
Gabisa Medical LLC		38			38
CCRC @ SUNFLOWER LLC		35	3	8%	38
MICHAEL AKPEKE MD		29	9	24%	38
EC OPCO PENSACOLA, LLC		38			38
BOND CLINIC, PA		9	29	76%	38
LABCORP BURLINGTON		15	23	61%	38
SURFSIDE URGENT CARE		26	12	32%	38
MAUREEN OROURKE-FUTEY			38	100%	38
PRACTICE MANAGEMENT OF AMERICA, INC.		7	31	82%	38
BENTON HOUSE OF ST. JOHNS		36	2	5%	38
UNIVERSITY OF ALABAMA		35	3	8%	38
MISSION OAKS ASSISTED LIVING□		36	2	5%	38
SPRING MANOR ASSISTED LIVING		37			37
CONNECTICUT DEPARTMENT OF HEALTH		22	15	41%	37
THE COLLIER AT NAPLES		36	1	3%	37
HR SARASOTA OPERATOR LLC		25	12	32%	37
CENTRAL FLORIDA PEDIATRICS		13	24	65%	37

COVID-19: testing by laboratory

Data through Feb 1, 2021 verified as of Feb 2, 2021 at 09:25 AM

Data in this report are provisional and subject to change.

The numbers in the table below represent the number of Florida and non-Florida residents for whom test results were received by the Department of Health. A person can be tested by more than one laboratory and can have both positive and negative results. **Therefore, the sum of the numbers in each column will be larger than the total number of people tested.**

Reporting lab	Inconclusive	Negative	Positive	Percent positive	Total
PLAINVIEW URGENT CARE		35	2	5%	37
BETHESDA HEALTH URGENT CARE		1	36	97%	37
FAMILY EXTENDED CARE OF SEBRING INC		35	2	5%	37
STEWART MEDICAL GROUP, INC		21	16	43%	37
PATHOGENIUS LABORATORIES		30	7	19%	37
HOLZER HEALTH CENTER		5	32	86%	37
PALM BAY HOSPITAL			37	100%	37
NORTHWELL HEALTH PLAINVIEW HOSPITAL LABORATORY		28	9	24%	37
University Hills health and Rehabilitation		27	10	27%	37
BOULEVARD REHABILITATION CENTER		24	13	35%	37
SAN CARLOS PHARMACY		33	4	11%	37
PONCE THERAPY CARE CENTER		34	3	8%	37
ONE MILO		37			37
TOTAL CARE PLUS LLC			37	100%	37
MINUTE CLINIC INCORPORATE		30	6	17%	36
TAYLORVILLE FAMILY MEDICINE		29	7	19%	36
SOUTH LAKE PEDIATRICS		34	2	6%	36
HERNANDO ENDOSCOPY AND SURGERY CENTER		28	8	22%	36
ARDEN COURTS OF SARASOTA		20	16	44%	36
MORTON PLANT			36	100%	36
ISLAND URGENT CARE PLLC		35	1	3%	36
BVL/LITTLE ANGEL PEDIATRICS		36			36
CITRUS COUNTY HEALTH DEPARTMENT		33	3	8%	36
CINNAMON COVE ALF		36			36
BRIDGEVIEW CENTER LLC		27	9	25%	36
ACCURATE DIAGNOSTIC LAB		35	1	3%	36
PERSONAL PEDIATRICS		31	5	14%	36
BARNETT PARK			35	100%	35
NEUROINTERNATIONAL SARASOTA		32	3	9%	35
ST AUGUSTINE PEDIATRIC ASSOC		31	4	11%	35
IRL		4	31	89%	35
RAPID RELIABLE TESTING NY LLC		31	4	11%	35
PANCARE HEALTH - FREEPORT CLINIC SUITE B		28	7	20%	35
ERIC C MRSHAL, MD, PC #1842		33	2	6%	35
BEEHIVE HOMES OF GULF BREEZE		19	16	46%	35
MARIANNA HEALTH AND REHABILITATION CENTER		34	1	3%	35
UNION MEDICAL CARE PLLC		35			35
INNOVATION CLINICAL TRIALS, INC			35	100%	35
BAYSHORE PATHOLOGY CONSULTANTS PA		34	1	3%	35
WUESTHOFF MEMORIAL HOSPITAL			35	100%	35
P23 LABS		35			35
ADVENT HEALTH - FISH MEMORIAL		2	33	94%	35
IMA MEDICAL GROUP POINCIANA		14	21	60%	35
TERRACE AT HOBE SOUND, THE	1	31	3	9%	35
BIOFIRE		7	27	79%	34
THE MERIDIAN AT BOCA RATON	1	33			34
REDI-MED WALK IN FAMILY CLINIC			34	100%	34

COVID-19: testing by laboratory

Data through Feb 1, 2021 verified as of Feb 2, 2021 at 09:25 AM

Data in this report are provisional and subject to change.

The numbers in the table below represent the number of Florida and non-Florida residents for whom test results were received by the Department of Health. A person can be tested by more than one laboratory and can have both positive and negative results. **Therefore, the sum of the numbers in each column will be larger than the total number of people tested.**

Reporting lab	Inconclusive	Negative	Positive	Percent positive	Total
CROSSROADS URGENT CARE		20	14	41%	34
PARAMOUNT WALK-IN CLINIC		1	33	97%	34
TUSCAN GARDENS OF DELRAY BEACH MANAGEMENT COMPANY,		34			34
POARCH BANC CREEK INDIANS TRIBAL HEALTH DEPARTMENT			34	100%	34
CSL PLASMA INC		7	27	79%	34
RASHDA ALBIBI M.D. P.A.		31	3	9%	34
WEST		21	13	38%	34
COLLIER HMA PHYSICIAN MANAGEMENT LLC		26	8	24%	34
PARKSIDE HEALTH AND REHABILITATION CENTER			34	100%	34
SAFARI PEDIATRICS PA		33	1	3%	34
STAT ONE URGENT CARE CENTER		2	32	94%	34
PREMIER COMMUNITY HEALTHCARE GROUP INC		33	1	3%	34
DEVELOPMENTAL DISABILITIES DEFENDANT PROGRAM		32	2	6%	34
ABBOTT DIAGNOSTICS		20	14	41%	34
BELVEDERE COMMONS OF SUN CITY CENTER		33			33
MAINSTREET FAMILY URGENT CARE		1	32	97%	33
AYERS NURSING AND REHABILITATION CENTER		33			33
ENCOMPASS HEALTH REHABILITATION HOSPITAL OF LARGO		30	3	9%	33
MINUTECLINIC DIAGNOSTIC OF NEW JERSEY		27	6	18%	33
GREENRIDGE GROUP HOME	3	11	19	58%	33
INSTITUTE OF PATHOLOGY KINGS COUNTY		33			33
ATRIA WILLOW WOOD		32	1	3%	33
KINDRED HOSPITAL CENTRAL TAMPA BLOOD GAS	1	30	2	6%	33
S-H THIRTY FIVE OPCO - ORANGE CITY, LLC		24	9	27%	33
AHSE ROP		32	1	3%	33
SANFORD MOBILE LAB PGA TOUR		32	1	3%	33
BOND CLINIC		3	30	91%	33
CALHOUN COUNTY HEALTH DEPT		13	20	61%	33
LONG ISLAND JEWISH MED CTR		30	3	9%	33
METRO KNOXVILLE HMA		25	8	24%	33
JENNIFER J CHIAVETTA-GRLSANTI DC		24	9	27%	33
HOLY NAME HOSPITAL LABORATORY		32	1	3%	33
PHOSPHORUS DIAGNOSTICS		27	6	18%	33
Kensington Gardens		33			33
PHYSICIAN ASSOCIATES LLC		26	7	21%	33
WG EVERGREEN WOODS SH LLC		33			33
ST. MARYS MEDICAL CENTER		1	32	97%	33
UNIVERSITY HOSPITAL		28	5	15%	33
325TH MEDICAL GROUP		33			33
PRMG - EAST NAPLES		23	10	30%	33
STETSON UNIVERSITY STUDENT HEALTH CENTER		3	30	91%	33
MANORCARE AT LELY PALMS		29	4	12%	33
MEDCOMP SCIENCES			33	100%	33
CAREATC CITY OF TAMPA		24	9	27%	33
ROYAL CARE OF AVON PARK		30	3	9%	33
S-H THIRTY FIVE OPCO - LUTZ, LLC		32	1	3%	33
PECONIC BAY MEDICAL CENTER LABORATORY		24	8	25%	32

COVID-19: testing by laboratory

Data through Feb 1, 2021 verified as of Feb 2, 2021 at 09:25 AM

Data in this report are provisional and subject to change.

The numbers in the table below represent the number of Florida and non-Florida residents for whom test results were received by the Department of Health. A person can be tested by more than one laboratory and can have both positive and negative results. **Therefore, the sum of the numbers in each column will be larger than the total number of people tested.**

Reporting lab	Inconclusive	Negative	Positive	Percent positive	Total
IPSUM DIAGNOSTICS		3	29	91%	32
VETERANS HOME			32	100%	32
WESTMINSTER ST AUGUSTINE		32			32
MINUTECLINIC DIAGNOSTIC OF RHODE ISLAND, LLC #1544		31	1	3%	32
PROMEDICA SENIOR LIVING		31	1	3%	32
MOBILE MEDICAL ASSOCIATES PL		9	23	72%	32
Heartland Health Care Center North Sarasota		18	14	44%	32
OPIS COQUINA CENTER		32			32
NICEVILLE URGENT CARE		2	30	94%	32
NORTH FLORIDA / SOUTH GEORGIA VETERANS HEALTH SYSTEM			32	100%	32
NIGHT LITE PEDIATRICS URGENT CARE CENTER			32	100%	32
ANDALUSIA HEALTH		16	16	50%	32
PATRICK MANOR INCORPORATED		32			32
HARMONY HEALTH OPCO, LLC		15	17	53%	32
JACKSON HEALTH SYSTEM		1	31	97%	32
LEE MEMORIAL HEALTH SYSTEM HEALTH FAIR		29	3	9%	32
NORTH CAROLINA DEPARTMENT OF HEALTH & HUMAN SERVICES	1		31	97%	32
AVALON PARK RETIREMENT RESIDENCE		31	1	3%	32
VILLAGE ON THE ISLE		27	5	16%	32
CAMPBELL URGENT CARE			32	100%	32
JOHN KNOX VILLAGE OF CENTRAL FLORIDA		28	4	13%	32
PREMISE HEALTH MIA		1	31	97%	32
VETERAN AFFAIRS MEDICAL CENTER - JAMES J PETERS		30	2	6%	32
REGENCY PARK ASSISTED LIVING FACILITY		29	2	6%	31
BROOKDALE CANOPY OAKS			31	100%	31
SIGNATURE HEALTHCARE OF ORANGE PARK		28	3	10%	31
SILVER LAKE PEDIATRICS PA		27	4	13%	31
SOUTHERN LABORATORY		6	25	81%	31
COLLIER ANESTHESIA PAIN LLC		31			31
PORT SAINT JOHN FAMILY PRACTICE		19	12	39%	31
DISCOVERY COMMONS AT BRADENTON		31			31
BRP SH OPCO LLC		31			31
SOUTHSIDE HOSPITAL NORTHWELL HEALTH LABORATORY		27	4	13%	31
WG BAYPOINT VILLAGE SH LLC		31			31
TRADITIONAL HOME CARE INC		30	1	3%	31
LabCorp L#09258130 M#09258125		12	19	61%	31
GRAMERCY PARK URGENT CARE		30	1	3%	31
CDR MAGUIRE - MIAMI BEACH CC MISSION 17388		2	29	94%	31
THE TERRACE AT IVY ACRES ALF		11	19	63%	30
MAKO MEDICAL		16	14	47%	30
LAKELAND REGIONAL HEALTH GATEWAY CENTER		7	23	77%	30
ADVENT HEALTH PRIMARY CARE PLUS, WINTER GARDEN		26	4	13%	30
AMERICAN ESOTERIC LABORATORIES		15	15	50%	30
CLINCLOUD, LLC			30	100%	30
WAVE CREST HEALTH AND REHABILITATION CENTER		30			30
BAHIA OAKS LODGE		28	2	7%	30
Okeechobee Health Care Facility		16	14	47%	30

COVID-19: testing by laboratory

Data through Feb 1, 2021 verified as of Feb 2, 2021 at 09:25 AM

Data in this report are provisional and subject to change.

The numbers in the table below represent the number of Florida and non-Florida residents for whom test results were received by the Department of Health. A person can be tested by more than one laboratory and can have both positive and negative results. **Therefore, the sum of the numbers in each column will be larger than the total number of people tested.**

Reporting lab	Inconclusive	Negative	Positive	Percent positive	Total
HIGHLANDS LAKE CENTER		27	3	10%	30
AMEERAH LABS			30	100%	30
HERITAGE WATERSIDE		27	3	10%	30
WESTWOOD NURSING AND REHABILITATION		28	2	7%	30
ORANGE PARK PEDIATRICS		24	6	20%	30
Baldwin Pediatrix		28	2	7%	30
ADVENTHEALTH MEDICAL GROUP FAMILY MEDICINE AT RDV		29			29
PALM GARDEN OF JACKSONVILLE		27	2	7%	29
EVERLYWELL		16	13	45%	29
UNION MEDICAL CARE		29			29
Consulate Health Care of Orange Park		27	2	7%	29
KEY WEST MEDICAL CENTER	1	27	1	3%	29
FLORIDA DEPARTMENT OF HEALTH IN MONROE COUNTY		26	3	10%	29
WASHINGTON COUNTY HEALTH DEPARTMENT		17	12	41%	29
NIGHT LITE PEDIATRIC CENTER		10	19	66%	29
NURSES HELPING HANDS INC ALF		29			29
MINUTE CLINIC LLC #2216		27	2	7%	29
WALK IN MEDICAL URGENT CARE		29			29
ST JOHNS COUNTY DETENTION CENTER		29			29
P4CLINICAL	3	2	24	83%	29
NEMOURS CHILDRENS CLINIC		22	7	24%	29
UNIV OF ROCHESTER-STRONG MEMORIAL HOSP		28	1	3%	29
PRO HEALTH HARMONY		29			29
SUWANNEE COUNTY SHERIFF OFFICE		26	3	10%	29
MORTON PLANT HOSPITAL NURSING			29	100%	29
SUNTREE INTERNAL MEDICINE		29			29
COMPREHENSIVE CHILDCARE		23	6	21%	29
ROYAL PALM SENIOR RESIDENCE		29			29
MIDDLETOWN MEDICAL P C		20	9	31%	29
CARE 4 U MANAGEMENT, INC			28	100%	28
RENAISSANCE AT THE TERRACES		27	1	4%	28
LUTHERAN HAVEN EXTENDED CONGREGATE CAR		28			28
PROFESSIONAL PEDIATRICS		26	2	7%	28
MICHIGAN DEPARTMENT OF HEALTH AND HUMAN SERVICES			28	100%	28
ACTIVE SENIOR LIVING		26	2	7%	28
MICHAEL J D'AMBROSE MD PA		26	2	7%	28
BONIFAY NURSING AND REHAB CENTER			28	100%	28
HEALTH FIRST - VIERA HOSPITAL		1	27	96%	28
REGENCY OAKS HEALTH CENTER		26	2	7%	28
KEY PRIMARY CARE			28	100%	28
CDC		17	11	39%	28
PANCARE HEALTH - BAY COUNTY - YOUNGSTOWN		25	3	11%	28
EDEN AT CRESTVIEW		12	16	57%	28
LAKELAND NURSING AND REHABILITATION CENTER			28	100%	28
RENAISSANCE SENIOR LIVING	1	27			28
EMERGENCY PHYSICIANS MEDICAL CENTER LLC		13	15	54%	28
PORT ST LUCIE HOSPITAL		25	3	11%	28

COVID-19: testing by laboratory

Data through Feb 1, 2021 verified as of Feb 2, 2021 at 09:25 AM

Data in this report are provisional and subject to change.

The numbers in the table below represent the number of Florida and non-Florida residents for whom test results were received by the Department of Health. A person can be tested by more than one laboratory and can have both positive and negative results. **Therefore, the sum of the numbers in each column will be larger than the total number of people tested.**

Reporting lab	Inconclusive	Negative	Positive	Percent positive	Total
PANCARE HEALTH - BONIFAY K-8			28	100%	28
BOCA BIOLISTIC REFERENCE LAB			28	100%	28
COMMUNITY MEDICAL CARE CENTER INC			28	100%	28
UNIVERSITY MEDICAL CTR OF PRINCETON AT		26	2	7%	28
THE GOOD SHEPARDS OF DELAND-WEST		28			28
ASHTON PLACE	3	20	4	15%	27
SPANISH RIVER HIGH SCHOOL ESE		23	4	15%	27
Cleveland Clinic Laboratories		4	23	85%	27
HEALTHPARK MEDICAL CENTER ABG LAB		26	1	4%	27
SANTA BARBARA CARE CENTER		17	10	37%	27
MADISON COUNTY MEMORIAL HOSPITAL LABORATORY		14	13	48%	27
DUVAL COUNTY HEALTH DEPARTMENT		27			27
STATEN ISLAND UNIVERSITY HOSPITAL-POUCH		27			27
BRANDON COMMUNITY HEALTH CENTER		19	8	30%	27
RIVERHEAD URGENT CARE		26	1	4%	27
ARTHREX MEDICAL CENTER		14	13	48%	27
UCLA HEALTHCARE CLINICAL LABS		23	4	15%	27
EASYCARE WALK-IN CLINIC		11	16	59%	27
SUNCOAST LABS			27	100%	27
LAKE MARY - STIRLING CENTER SUITE 202			27	100%	27
OAKTREE HEALTHCARE			27	100%	27
JAMAICA HOSPITAL MEDICAL CENTER		25	2	7%	27
FLAGLER HOSPITAL INC	2		25	93%	27
INTERCOASTAL MEDICAL GROUP			27	100%	27
BULLS HEAD URGENT CARE		26	1	4%	27
EXPRESS CARE OF BELLEVIEW		27			27
FHMG-FLORIDA HOSPITAL MEDICAL GROUP		21	6	22%	27
BROOKDALE PHILLIPPI CREEK			27	100%	27
WELLMED AT NEW TAMPA		21	6	22%	27
FAST PACE MEDICAL CLINIC		24	3	11%	27
PULMONARY SPECIALISTS OF THE PALM BEACHES		16	10	38%	26
URGENT FAMILY CARE INC		23	3	12%	26
THE MINIER URGENT CARE		20	6	23%	26
WEST BROWARD CARE CENTER		24	2	8%	26
ADVENT HEALTH PARTIN SETTLEMENT HEALTH PARK		18	8	31%	26
HARBORCHASE OF WELLINGTON CROSSING		24	2	8%	26
BODYK		22	4	15%	26
MONCRIEF ARMY HEALTH CLINIC			26	100%	26
ATRIA SAN PABLO		24	2	8%	26
WEINBERG VILLAGE		25	1	4%	26
NATIONAL MENTOR HEALTHCARE LLC			26	100%	26
MERCY MEDICAL URGENT CARE CENTER INC		3	23	88%	26
LOOP PEDIATRICS		22	4	15%	26
COUNTY OF LOS ANGELES			26	100%	26
EASTERN SHORE URGENT CARE		17	9	35%	26
STUART REHABILITATION AND HEALTHCARE		12	14	54%	26
PALM BEACH COUNTY FIRE RESCUE		24	2	8%	26

COVID-19: testing by laboratory

Data through Feb 1, 2021 verified as of Feb 2, 2021 at 09:25 AM

Data in this report are provisional and subject to change.

The numbers in the table below represent the number of Florida and non-Florida residents for whom test results were received by the Department of Health. A person can be tested by more than one laboratory and can have both positive and negative results. **Therefore, the sum of the numbers in each column will be larger than the total number of people tested.**

Reporting lab	Inconclusive	Negative	Positive	Percent positive	Total
PERDIDO URGENT CARE		1	25	96%	26
CVS MINUTE CLINIC		1	25	96%	26
COLORADO DEPARTMENT OF HEALTH LABORATORY SERVICES DIVISION			26	100%	26
ALABAMA CLINICS		13	13	50%	26
TGH URGENT CARE - RIVERVIEW			26	100%	26
DUVAL PHARMACY		21	5	19%	26
LOT HEALTH SERVICES☐	1	25			26
FAMILY EXTENDED CARE OF PUNTA GORDA		26			26
FAMILY CARE PARTNERS		15	10	40%	25
VASSAR BROTHERS MEDICAL CENTER LABORATORY		24	1	4%	25
MONTEFIORE NEW ROCHELLE HOSPITAL		23	2	8%	25
EAST HILL MEDICAL GROUP		17	8	32%	25
VETERANS AFFAIRS MEDICAL CENTER - NEW YORK HARBOR		24	1	4%	25
LABORATORY ALLIANCE OF CENTRAL NEW YORK		24	1	4%	25
BAY STREET PHARMACY☐		24	1	4%	25
UNION CHD		22	3	12%	25
MINUTE CLINIC, LLC DBA MINUTECLINIC #4505		23	2	8%	25
SYNIVERSE WELLNESS CENTER		21	4	16%	25
RJ LEE GROUP	1	23	1	4%	25
WARDE MEDICAL LABORATORY		17	8	32%	25
URGENT CARE CENTER			25	100%	25
WIREGRASS CLINIC LLC		20	5	20%	25
MIAMI CLINICAL RESEARCH CORP			25	100%	25
TALLAHASSEE DEVELOPMENTAL CENTER☐		24	1	4%	25
ARCPOINT LABS OF FORT LAUDERDALE		25			25
ST PETER'S BENDER LABORATORY		25			25
THE WATERMARK AT VISTAWILLA		25			25
WOMENS CARE FLORIDA LABORATORY		25			25
ACCESS 365 URGENT CARE		7	18	72%	25
UNIPATH		18	7	28%	25
Lanier Rehab			25	100%	25
KEYSTYLE LIVING LLC	1	23	1	4%	25
PREMIER URGENT CARE CENTER LLC			25	100%	25
ADVENT HEALTH - LAKE MARY PEDIATRICS		16	9	36%	25
SANITAS		4	21	84%	25
FEDERAL PRISON CAMP PENSACOLA			25	100%	25
ST. CLOUD HOSPITAL		20	5	20%	25
FAMILY CARE PARTNERS URGENT CARE LLC		18	6	25%	24
NCHD		10	14	58%	24
Wiregrass Rehabilitation Center and Nursing Home		23	1	4%	24
PHYSICIANS PRIMARY CARE OF SW FLORIDA PL		24			24
WESTMINSTER WOODS ON JULINGTON CREEK		22	2	8%	24
GATTOLINE ENTERPRISES, INC. DBA FAMILY CARE PHARMACY		18	6	25%	24
THE LODGE AND REHABILITATION CENTER		9	15	63%	24
Kindred Hospital South Florida Hollywood SNU		23	1	4%	24
MILLENIA ADVANCED SCIENTIFIC LLC			24	100%	24
BROWARD HEALTH IMPERIAL POINT NURSING			24	100%	24

COVID-19: testing by laboratory

Data through Feb 1, 2021 verified as of Feb 2, 2021 at 09:25 AM

Data in this report are provisional and subject to change.

The numbers in the table below represent the number of Florida and non-Florida residents for whom test results were received by the Department of Health. A person can be tested by more than one laboratory and can have both positive and negative results. **Therefore, the sum of the numbers in each column will be larger than the total number of people tested.**

Reporting lab	Inconclusive	Negative	Positive	Percent positive	Total
HENNEPIN COUNTY MEDICAL CENTER (HCMC)		13	11	46%	24
ATRIA AT ST JOSEPHS		24			24
MINUTECLINIC DIAGNOSTIC OF HAWAII LLC		23	1	4%	24
ATLAN		21	3	13%	24
THE COMMONWEALTH OF MASSACHUSETTS			24	100%	24
ADVANCE URGENT CARE CENTER, LLC		1	23	96%	24
TARPON BAYOU CENTER			24	100%	24
EAST HILL PHARMACY		16	8	33%	24
MINUTECLINIC DIAGNOSTIC OF RHODE ISLAND, LLC #212		24			24
NORTH FLORIDA PEDIATRICS - JACKSONVILLE		21	3	13%	24
ABL MEDICAL CARE LLC			24	100%	24
VIKOR SCIENTITIC			24	100%	24
STEWART MELBOURNE HOSPITAL			24	100%	24
WESTPAC LABS		1	23	96%	24
BROOKDALE SOUTHPOINT			24	100%	24
UR CARE FAMILY AND SPORTS MEDICINE			24	100%	24
LABORATORY DYNAMICS		20	4	17%	24
WEISS PEDIATRIC CARE LLC		16	8	33%	24
ADVANCED URGENT CARE		12	12	50%	24
PENSACOLA PEDIATRICS - PACE		16	8	33%	24
LAKE PLACID HEALTH AND REHABILITATION			24	100%	24
EPIC REFERENCE LABS INC			24	100%	24
ATRIA LADY LAKE		24			24
MADWAR		19	5	21%	24
THE CHAPPEL GROUP RESEARCH		24			24
HERITAGE OAKS ASSISTED LIVING & MEMORY CARE		20	4	17%	24
WELLOW URGENT CARE		23	1	4%	24
SENIOR HEALTH OF WINTER PARK DUNDEE		24			24
FLORIDA ATLANTIC UNIVERSITY		21	3	13%	24
GULFSIDE HOSPICE INC		21	3	13%	24
AVENTIS BIO-SERVICES CTL		24			24
VILLAGES REHABILITATION AND NURSING CENTER		24			24
COURTYARDS OF ORLANDO		24			24
GARDENS HEALTH NH LLC		24			24
BROOKWOOD BAPTIST MEDICAL CENTER		22	1	4%	23
SOUTHEASTERN OUTPATIENT SURGERY CENTER		22	1	4%	23
TAMPA BAY CONCIERGE DOCTOR, LLC		22	1	4%	23
M&V SAN JOSE MEDICAL CENTER			23	100%	23
ALAN A SMITH MD LLC		22	1	4%	23
RESIDENCE AT BAY VUE		22	1	4%	23
HEALTH MED CENTERS		23			23
CHILDREN'S MEDICAL CENTER			23	100%	23
WELL-BEING MEDICAL CENTER PLLC		20	3	13%	23
PALMS, THE		23			23
PARK WEST MEDICAL CENTER		22	1	4%	23
ORANGE PEDIATRICS			23	100%	23
MED PLUS FLORENCE		19	4	17%	23

COVID-19: testing by laboratory

Data through Feb 1, 2021 verified as of Feb 2, 2021 at 09:25 AM

Data in this report are provisional and subject to change.

The numbers in the table below represent the number of Florida and non-Florida residents for whom test results were received by the Department of Health. A person can be tested by more than one laboratory and can have both positive and negative results. **Therefore, the sum of the numbers in each column will be larger than the total number of people tested.**

Reporting lab	Inconclusive	Negative	Positive	Percent positive	Total
ADVENTHEALTH MEDICAL GROUP FAMILY MEDICINE		22	1	4%	23
SUNQUEST		3	20	87%	23
HOLMES COUNTY HEALTH DEPARTMENT		16	7	30%	23
SUMMIT MEDICAL GROUP - 75 E NORTHFIELD		21	2	9%	23
NEW JERSEY		22	1	4%	23
AMMON ANALYTICAL LABORATORIES		20	3	13%	23
ISLAND COAST PEDIATRICS PA		22	1	4%	23
CORAL HOUSE ASSISTED LIVING COMMUNITY LLC		23			23
STATE LAB		2	21	91%	23
Summit Medical Group Westfield Lab		20	3	13%	23
UNIVERSITY HILLS HEALTH AND REHABILITATION CENTER		18	5	22%	23
NOBLE SENIOR LIVING		3	20	87%	23
CHIPOLA MEDICAL ASSOCIATES		4	19	83%	23
DCH REGIONAL MEDICAL CENTER LABORATORY		22	1	4%	23
EGL GENETIC DIAGNOSTICS		1	22	96%	23
FLORIDA PEDIATRIC GROUP PA		19	4	17%	23
FINLAY C. LABORATORY		3	20	87%	23
COLONY CARE CENTER		14	9	39%	23
UF HEALTH NORTH JACKSONVILLE			23	100%	23
LYSTER ACH FT RUCKER AL		20	3	13%	23
OAKMONTE VILLAGE		22	1	4%	23
MADISON COUNTY MEMORIAL HOSP		12	11	48%	23
ST JOSEPH'S HOSPITAL LABORATORY			23	100%	23
PINELLAS INTERNAL MEDICINE ASSOCIATES		22	1	4%	23
SUMTER PEDIATRICS		21	2	9%	23
WUESTHOFF MEDICAL CENTER-MELBOURNE			23	100%	23
GASTROENTEROLOGY ASSOCIATES OF PENSACOLA PA		20	3	13%	23
LAKELAND REGIONAL HEALTH PABLO		21	1	5%	22
FLORIDA PEDIATRICS		6	16	73%	22
RESIDENTIAL PLAZA AT BLUE LAGOON INC		20	2	9%	22
ROCKLEDEGE REGIONAL MEDICAL CENTER		17	5	23%	22
MINUTE CLINIC DIAGNOSTIC OF SC, LLC #75		21	1	5%	22
VIP WALK IN CLINIC		10	12	55%	22
TEN HEALTHCARE		6	16	73%	22
MARION PEDIATRICS PA		17	5	23%	22
ELAN SPANISH SPRINGS		4	18	82%	22
CENTRAL FLORIDA HEALTH CARE INC		2	20	91%	22
LAKEVIEW HEALTH CARE SYSTEMS		8	14	64%	22
GOOD SAMARITAN HOSPITAL LABORATORY		19	3	14%	22
COASTAL SKIN SURGERY AND DERMATOLOGY		15	7	32%	22
PRIME CARE ONE LLC/HARBORCHASE OF VENICE			22	100%	22
FORT CAROLINE GARDENS, INC		20	2	9%	22
DIACARTA INC.		22			22
MOBILE DIVISION LABORATORY		7	15	68%	22
MAYO CLINIC JACKSONVILLE		1	21	95%	22
STEWART MEDICAL GROUP INC			22	100%	22
WAKULLA COUNTY HEALTH DEPARTMENT		8	14	64%	22

COVID-19: testing by laboratory

Data through Feb 1, 2021 verified as of Feb 2, 2021 at 09:25 AM

Data in this report are provisional and subject to change.

The numbers in the table below represent the number of Florida and non-Florida residents for whom test results were received by the Department of Health. A person can be tested by more than one laboratory and can have both positive and negative results. **Therefore, the sum of the numbers in each column will be larger than the total number of people tested.**

Reporting lab	Inconclusive	Negative	Positive	Percent positive	Total
SARASOTA MEMORIAL NURSING & REHABILITATION CTR		22			22
AESTHETIC ENHANCEMENTS		22			22
CHILDRENS MEDICAL CENTER			22	100%	22
EBEIDS MD PEDIATRICS		19	3	14%	22
FIRST CHOICE PEDIATRICS LOOP		20	2	9%	22
BROOKDALE UNIVERSITY HOSPITAL		21	1	5%	22
URGENT CARE USA			22	100%	22
APOLLO SURGERY CENTER		20	2	9%	22
SEAGRASS VILLAGE			22	100%	22
HUNT CLUB PEDIATRIC ASSOCIATES LLC		19	3	14%	22
PHYSICIANS CARE		18	3	14%	21
PHYSICIANS STAT		2	19	90%	21
GREEN GABLES ASSISTED LIVING FACILITY		21			21
NAPHCARE, INC.		11	10	48%	21
UPMC CHAUTAUQUA AT WCA LABORATORY		20	1	5%	21
LIFE CARE CENTER OF JACKSONVILLE			21	100%	21
CARENOW - DOWNTOWN NORTH GULCH		21			21
81ST MEDICAL GROUP			21	100%	21
SUNSHINE ASSISTED LIVING		21			21
ST JUDE CHILDRENS RESEARCH HOSPITAL		21			21
INTERNATIONAL MEDICAL LABORATORY INC		21			21
PULSE MEDICAL GROUP INC			21	100%	21
TIFFANY LAKE CARE CENTERS INC		21			21
CERON PEDIATRICS & INTEGRATIVE MEDICIN		21			21
OLIVE BRANCH HEALTH AND REHABILITATION CENTER			21	100%	21
CLINICAL PATHOLOGY LABORATORIES SOUTHEAST			21	100%	21
FLORIDA HOSPITAL LABS		11	10	48%	21
ISLAMORADA VILLAGE OF ISLANDS FIRE RESCUE		20	1	5%	21
ARDEN COURTS OF WINTER SPRINGS		18	3	14%	21
NOVANT HEALTH		15	6	29%	21
MD BEAUTY LABS, PA		20	1	5%	21
ALWAYS BEST CARE SENIOR SERVICES		19	2	10%	21
VIRTUA		17	4	19%	21
GLEN COVE HOSPITAL		21			21
CONNECTDX		6	15	71%	21
MIGUEL E TREVINO MD PA		18	3	14%	21
ENGLEWOOD HOSPITAL AND MEDICAL CENTER		17	4	19%	21
PALMETTO PEDIATRICS			21	100%	21
MARTHA'S HOUSE & ASSISTED LIVING FACILITY		21			21
PATHGROUP			21	100%	21
Bon Secours Maria Manor		16	5	24%	21
MINUTECLINIC DIAGNOSTIC OF NORTH CAROLINA		21			21
LONG TERM CARE OF JAY, LLC			21	100%	21
CCS - BROWARD COUNTY JAIL		21			21
BIG BEND CARES, INC		17	4	19%	21
ROCKLEDGE FAMILY HEALTH			21	100%	21
ADVENT HEALTH EXPRESS		9	12	57%	21

COVID-19: testing by laboratory

Data through Feb 1, 2021 verified as of Feb 2, 2021 at 09:25 AM

Data in this report are provisional and subject to change.

The numbers in the table below represent the number of Florida and non-Florida residents for whom test results were received by the Department of Health. A person can be tested by more than one laboratory and can have both positive and negative results. **Therefore, the sum of the numbers in each column will be larger than the total number of people tested.**

Reporting lab	Inconclusive	Negative	Positive	Percent positive	Total
LONG BEACH URGENT CARE		21			21
IMA MEDICAL CENTER		9	12	57%	21
ADVENTHEALTH MEDICAL GROUP FAMILY & INTERNAL		9	12	57%	21
CANTON-POTSDAM HOSPITAL LABORATORY		21			21
CARESPOT		1	20	95%	21
BAPTIST PRIMARY BLACK CREEK SOUTH			21	100%	21
MINUTECLINIC, LLC #08366		16	5	24%	21
THE TRADITION OF THE PALM BEACHES		20	1	5%	21
JUPITER MEDICAL CENTER PHYSICIANS GROUP, INC		18	2	10%	20
POINT OF CARE CLINICS PRIMARY CARE		20			20
PONCE PLAZA NURSING & REHAB CENTER		4	16	80%	20
HARBOUR ISLAND PEDIATRICS		12	8	40%	20
MORNINGSIDE MANOR & VILLA ADULT CARE C		20			20
REDITUS LABORATORIES			20	100%	20
SOMA MEDICAL CENTER PA #3			20	100%	20
GROWING TOGETHER PEDIATRICS, LLC		16	4	20%	20
ESTATES MEDICAL CENTER		12	8	40%	20
HENDRY REGIONAL CORPORATE HEALTH			20	100%	20
CL BRUMBACK PRIMARY CARE CLINIC LANTANA		2	18	90%	20
SOUTHCOM LABORATORY		2	18	90%	20
HALIFAX HEALTH URGENT CARE		3	17	85%	20
GERALD J KIVETT MD		18	2	10%	20
MID FLORIDA PATHOLOGY LLC		19	1	5%	20
RAINBOW PEDIATRICS		1	19	95%	20
TGH MEDICAL GROUP LABORATORY CARROLLWOOD			20	100%	20
MEDICAL EXPRESS CORP		18	2	10%	20
MARYLAND DEPARTMENT OF HEALTH			20	100%	20
SHORE MEMORIAL HOSPITAL		17	3	15%	20
LONG TERM CARE OF GULF BREEZE LLC		17	3	15%	20
BAY PEDIATRICS PA		18	2	10%	20
CARESPOT OF NOCATEE		1	19	95%	20
CAPE CORAL HOSPITAL ABG LABORATORY		10	10	50%	20
AMELIA ASSISTED LIVING FACILITY		20			20
OCOE PEDIATRICS		16	4	20%	20
LAKE COUNTY SCHOOLS EMPLOYEE HEALTH CENTER		13	7	35%	20
MINUTECLINIC DIAGNOSTIC OF MICHIGAN		18	2	10%	20
LAKE WORTH MANOR		19	1	5%	20
BETHESDA HEALTH PHYSICIAN GROUP INC			20	100%	20
STERLING HOUSE OF WINTER HAVEN		17	3	15%	20
SOUTH CAROLINA DEPARTMENT OF HEALTH			20	100%	20
DALE MEDICAL CENTER		15	5	25%	20
PALMS MEDICAL GROUP - LAKE CITY WEST		3	17	85%	20
BEST MEDICAL CENTER		11	9	45%	20
HEALTHY MINORS, LLC.		20			20
CAREHERE LAKE SCHOOLS EMPLOYEE HEALTH CENTER		13	7	35%	20
PINES NURSING HOME		19	1	5%	20
APOLLO HEALTH & REHABILITATION		15	5	25%	20

COVID-19: testing by laboratory

Data through Feb 1, 2021 verified as of Feb 2, 2021 at 09:25 AM

Data in this report are provisional and subject to change.

The numbers in the table below represent the number of Florida and non-Florida residents for whom test results were received by the Department of Health. A person can be tested by more than one laboratory and can have both positive and negative results. **Therefore, the sum of the numbers in each column will be larger than the total number of people tested.**

Reporting lab	Inconclusive	Negative	Positive	Percent positive	Total
COMPLETE HOME CARE OF THE PALM BEACHES LLC		19	1	5%	20
FORT SANDERS REGIONAL LABORATORY		20			20
Salerno Bay Health & Rehabilitation Center		13	6	32%	19
OPTUMCARE SOUTH FLORIDA, LLC		14	5	26%	19
TOTAL ACCESS URGENT CARE			19	100%	19
ASSISTED LIVING OF BROWARD		19			19
DEPT OF VA MED CENTE-WEST PALM BEACH			19	100%	19
ROBERT H JENKINS JR VETERANS' DOMICILIARY HOME OF		16	3	16%	19
ROSLYN URGENT CARE		19			19
BAYVIEW MEDICAL		19			19
ISLAND LAKE CENTER		4	15	79%	19
UNIV OF NORTH ALABAMA HEALTH CENTER		18	1	5%	19
HUNTINGTON STATION URGENT CARE		18	1	5%	19
OHIO CVS STORES, LLC DBA		17	2	11%	19
BARBARA O'REILLY MD PA		19			19
BUREAU OF PUBLIC HEALTH	1	1	17	89%	19
PROFESSIONAL PARK PEDIATRICS PA			19	100%	19
STONE WASH CLINICAL LABORATORIES		2	17	89%	19
INTEGRATED REGIONAL LABORATORIES - LARGO			19	100%	19
NANO HEALTH ASSOCIATES LLC		19			19
ROADS PEDIATRICS,LLC		17	2	11%	19
MIRIMUS CLINICAL LABS		8	11	58%	19
MONROE COUNTY DETENTION CENTER			19	100%	19
MED HEALTH SERVICES		18	1	5%	19
KRYSTAL BAY NURSING AND REHABILITATION		15	4	21%	19
AVOW HOSPICE INC		19			19
PRIMECARE OF DOTHAN-DALEVILLE CLINIC		14	5	26%	19
NO NAME		8	11	58%	19
MEDEXPRESS URGENT CARE - BLOOMINGTON		16	3	16%	19
HOWARD BEACH URGENT CARE		19			19
GOOD SAMARITAN SOCIETY OF DAYTONA		16	3	16%	19
MAGNOLIA PEDIATRICS		2	17	89%	19
JEFFERSON K-12, A SOMERSET SCHOOL- CLINIC		16	3	16%	19
LAB INTERMARKET FACILITY LAB		1	18	95%	19
JOSEF SCHENKER MD PC		19			19
SOLE HEALTH LLC		19			19
BROOKDALE MANDARIN CENTRAL		6	13	68%	19
ESOTERIX GENETIC LABORATORIES		16	3	16%	19
MEDEXPRESS - BLOOMIN BRANDS		4	15	79%	19
COLORADO DEPARTMENT OF PUBLIC HEALTH AND ENVIRONMENT			19	100%	19
SEVEN RIVERS REGIONAL MEDICAL CENTER		5	14	74%	19
G & R HEALTH MART PHARMACY		14	5	26%	19
FLORIDA COMMUNITY HEALTH CENTER OF ST. LUCIE		1	18	95%	19
NEWYORK-PRESBYTERIAN/ LAWRENCE HOSPITAL LABORATORY		17	2	11%	19
SONATA BOYNTON BEACH		17	2	11%	19
MINUTECLINIC, LLC		15	4	21%	19
LANDMARK HOSPITAL SOUTHWEST FLORIDA LLC		18	1	5%	19

COVID-19: testing by laboratory

Data through Feb 1, 2021 verified as of Feb 2, 2021 at 09:25 AM

Data in this report are provisional and subject to change.

The numbers in the table below represent the number of Florida and non-Florida residents for whom test results were received by the Department of Health. A person can be tested by more than one laboratory and can have both positive and negative results. **Therefore, the sum of the numbers in each column will be larger than the total number of people tested.**

Reporting lab	Inconclusive	Negative	Positive	Percent positive	Total
MOORINGS PARK OAKSTONE AT GREY OAKS		17	1	6%	18
ADIRONDACK MEDICAL CENTER		18			18
TIMBERLANE LODGE ALF	1	10	7	39%	18
NEW YORK PRESBYTERIAN - ALLEN HOSPITAL		18			18
NORTH PINELLAS CHILDRENS MEDICAL CENTER			18	100%	18
CLERMONT ADVENTHEALTH CENTRA CARE			18	100%	18
TPCA CLINICAL LABORATORIES		15	3	17%	18
REGENCY SQUARE MALL - SEARS		3	15	83%	18
UM MILLER SCHOOL OF MEDICINE			18	100%	18
MICHELLE S PAGE MD PA		18			18
MADISON CORE LABORATORIES		17	1	6%	18
RAINBOW PEDIATRIC CENTER		2	16	89%	18
DEPT OF VA MEDICAL CENTER - BAY PINES			18	100%	18
UAH STUDENT HEALTH CENTER		12	6	33%	18
MORRIS PARK URGENT CARE		15	3	17%	18
SUNLIFE PHARMACY		18			18
HUNT CLUB MEDICAL		13	5	28%	18
TOTAL RENAL LABORATORIES INC		13	5	28%	18
LAKE INTERNAL MEDICINE ASSOCIATES PA		14	4	22%	18
AHEC CLINIC		1	17	94%	18
HARTFORD HOSPITAL ANCILLARY LAB		17	1	6%	18
COMMONWEALTH OF MASSACHUSETTS			18	100%	18
KIVA AT CANTERBURY		1	17	94%	18
DAVID LAWRENCE CENTER		15	3	17%	18
JACKSON NORTH MEDICAL CENTER		2	16	89%	18
SOUTH FLORIDA DIALYSIS CENTER		8	10	56%	18
GENERAL INTERNAL MEDICINE MEDICAL CTR CLINIC		13	5	28%	18
Sovereign Laboratory Services, LLC		16	2	11%	18
MARATHON HEALTH FOR LIFE		16	2	11%	18
MD NOW MEDICAL CENTERS INC		1	17	94%	18
BOZEMAN HEALTH DEACONESS HOSPITAL		13	5	28%	18
XPRESS WELLNESS URGENT CARE			18	100%	18
FAMILY CARE CYPRESS CREEK		1	17	94%	18
BRADFORD COUNTY HEALTH DEPARTMENT		17	1	6%	18
MARQUES PEDIATRICS			18	100%	18
WALGREENS COVID-19		14	4	22%	18
TENNESSEE DEPARTMENT OF HEALTH		14	4	22%	18
MARION COUNTY HEALTH DEPARTMENT		17	1	6%	18
CARDIOLOGY AND MEDICINE ASSOCIATES INC		18			18
LIGHTHOUSE PEDIATRICS OF NAPLES		14	4	22%	18
COASTAL FAMILY PRACTICE		10	8	44%	18
Gulf Shore Care Center		14	4	22%	18
ASURANCE SCIENTIFIC LABORATORIES		18			18
CENTERPLACE HEALTH		2	16	89%	18
ROCKLAND URGENT CARE FAMILY HEALTH NP		18			18
AURORA DIAGNOSTICS		6	12	67%	18
Clearwater Center		8	10	56%	18

COVID-19: testing by laboratory

Data through Feb 1, 2021 verified as of Feb 2, 2021 at 09:25 AM

Data in this report are provisional and subject to change.

The numbers in the table below represent the number of Florida and non-Florida residents for whom test results were received by the Department of Health. A person can be tested by more than one laboratory and can have both positive and negative results. **Therefore, the sum of the numbers in each column will be larger than the total number of people tested.**

Reporting lab	Inconclusive	Negative	Positive	Percent positive	Total
KIVA AT CANTERBURY, LLC		18			18
HOLIDAY MEDICAL ASSOCIATES		1	17	94%	18
LAKES DIALYSIS CENTER INC			18	100%	18
HELIX DIAGNOSTICS			17	100%	17
BIOREFERENCE LABORATORIES INC		3	14	82%	17
ALL PEDIATRIC CARE			17	100%	17
URGENT CARE WEST CLINIC		14	3	18%	17
ST ELIZABETH MEDICAL CENTER LABORATORY		16	1	6%	17
CONCORD LIFE SCIENCES LLC		3	14	82%	17
CLEARWATER EMPLOYEE HEALTH CLINIC		4	13	76%	17
ASCENSION ST VINCENT'S PRIMARY CARE			17	100%	17
WELLINGTON FAMILY PRACTICE		13	4	24%	17
BAY BREEZE HEALTH AND REHABILITATION CENTER		9	8	47%	17
BRIDGEWAY HEALTH CLINICS INC			17	100%	17
WALGREEN EASTERN CO, INC		17			17
ST. JUDES LABORATORIES		12	5	29%	17
MINUTE CLINIC DIAGNOSTIC OF VIRGINIA		13	4	24%	17
SOMERSET			17	100%	17
ADVENT HEALTH MEDICAL GROUP- FAMILY MEDICINE AT DR. PHILIPS		12	5	29%	17
WINSHIPS PHARMACY INC		17			17
RESOLVE MOLECULAR DIAGNOSTICS		13	4	24%	17
MARCO DRUGS AND COMPOUNDING		13	4	24%	17
MCWHORTER SCHOOL OF PHARMACY		17			17
BROOKDALE ST AUGUSTINE			17	100%	17
WELLMED AT LAKE COPELAND		11	6	35%	17
JUST FOR KIDS PEDIATRICS		5	12	71%	17
BHA CENTRAL COUNTY CLINIC		1	16	94%	17
DIEGO FALLON MD PA		6	11	65%	17
UHEALTH AT FISHER ISLAND			17	100%	17
CVS MINUTE CLINIC DIAGNOSTIC OF NORTH CAROL		13	4	24%	17
URGENT CARE AT LONGWOOD			17	100%	17
WINTER PARK FAMILY PRACTICE LLC		17			17
TEXAS DEPARTMENT OF STATE HEALTH SERVICES		3	14	82%	17
FUNGAL REFERENCE LABORATORY		12	5	29%	17
FAMILY AND INTERNAL MEDICINE AT AVALON PARK		14	3	18%	17
GENTIVA HEALTH SERVICES		15	2	12%	17
JUPITER MEDICAL CENTER			17	100%	17
MID-FLORIDA PATHOLOGY, LLC		12	5	29%	17
BAYCARE MEDICAL GROUP INC			17	100%	17
MINIMALLY INVASIVE VASCULAR INC		15	2	12%	17
ST VINCENT'S EAST		16	1	6%	17
UVMC MICROBIOLOGY		16	1	6%	17
COAST MED URGENT CARE		16	1	6%	17
EP MEDICAL EQUIPMENT PHARMACY		16	1	6%	17
ROYAL PALM MEDICAL GROUP, INC		17			17
JESSIE TRICE COMMUNITY HEALTH SYSTEM, INC		1	16	94%	17
ERIC C MARSHAL MD, PC DBA MINUTECLINIC		16	1	6%	17

COVID-19: testing by laboratory

Data through Feb 1, 2021 verified as of Feb 2, 2021 at 09:25 AM

Data in this report are provisional and subject to change.

The numbers in the table below represent the number of Florida and non-Florida residents for whom test results were received by the Department of Health. A person can be tested by more than one laboratory and can have both positive and negative results. **Therefore, the sum of the numbers in each column will be larger than the total number of people tested.**

Reporting lab	Inconclusive	Negative	Positive	Percent positive	Total
FLORIDA ENDOSCOPY & SURGERU CTR LLC		17			17
THE CANOPY AT HARPER LAKE	1		16	94%	17
HEALTHCARE NOW			17	100%	17
VALLEY IMMEDIATE CARE		15	2	12%	17
Z UROLOGY		17			17
TENDER CARE ALF		17			17
COOPER HEALTHCARE		17			17
CONSOLIDATED LAB SERVICES		8	9	53%	17
D W MCMILLAN MEMORIAL HOSPITAL		6	10	63%	16
NOVANT HEALTH GOHEALTH URGENT CARE-HARRISBURG		8	8	50%	16
REGENEXX TAMPA BAY		14	2	13%	16
PROMEDICA LABORITORIES		11	5	31%	16
BROOKDALE BRANDON	1	15			16
PANAMA CITY VITAS HOSPICE		16			16
CAREHERE- LCS LEESBURG			16	100%	16
OCALA OAKS REHABILITATION CENTER		11	5	31%	16
SRMC AVALON		9	7	44%	16
GRACE MEDICAL HOME		12	4	25%	16
MINUTECLINIC DIAGNOSTIC OF NORTH CAROLINA PC		14	2	13%	16
Citymd Of Lacey		14	2	13%	16
ARCPOINT LABS OF WEST PALM BEACH			16	100%	16
URGENT CARE CLINIC OF LINCOLN		14	2	13%	16
PINELLAS 1 HOME HEALTH CARE CORP		16			16
CENTRAL FLORIDA PEDIATRIC URGENT CARE LLC		14	2	13%	16
INTERNAL MEDICINE ASSOCIATES & SPECIALTIES INC		15	1	6%	16
REHAB AND HEALTHCARE CENTER OF CAPE CORAL		16			16
BONIFAY NURSING AND REHABILITATION CENTER			16	100%	16
MD PLUS URGENT CARE, LLC			16	100%	16
MINUTECLINIC DIAGNOSTIC OF ILLINOIS L		14	2	13%	16
MIRIMUS INC		1	15	94%	16
PRO HEALTH FAMILY PHYSICIANS, NYSTROM		16			16
JOSEPH MIGNOGNA		13	3	19%	16
Lab MSMC Hialeah			16	100%	16
MEDEXPRESS URGENT CARE LEWISBURG		15	1	6%	16
FAST TRACK URGENT CARE CENTER - TYRONE			16	100%	16
ROWLETT MIDDLE ACADEMY		14	2	13%	16
ST CATHERINE OF SIENA HOSPITAL		14	2	13%	16
XERA MED RESEARCH			16	100%	16
MASSACHUSETTS GENERAL HOSPITAL		1	15	94%	16
MINUTECLINIC DIAGNOSTIC PA		15	1	6%	16
SHELBY BAPTIST MEDICAL CENTER		11	5	31%	16
MILLENNIUM PHYSICIAN GRP LLC NAPLES PINE RIDGE			16	100%	16
HOLLISMED LLC		15	1	6%	16
ARDEN COURTS OF LELY PALMS		15	1	6%	16
OKEECHOBEE HEALTHCARE FACILITY			16	100%	16
49D2045214PHYSICIAN OFFICE-WAIVER-MEDEXPRESS URGENT CARE - HARRISONBU		7	9	56%	16
ADVENT HEALTH - ZEPHYRHILLS			16	100%	16

COVID-19: testing by laboratory

Data through Feb 1, 2021 verified as of Feb 2, 2021 at 09:25 AM

Data in this report are provisional and subject to change.

The numbers in the table below represent the number of Florida and non-Florida residents for whom test results were received by the Department of Health. A person can be tested by more than one laboratory and can have both positive and negative results. **Therefore, the sum of the numbers in each column will be larger than the total number of people tested.**

Reporting lab	Inconclusive	Negative	Positive	Percent positive	Total
ODYSSEY HEALTHCARE OF MARION COUNTY, LLC		15	1	6%	16
OSCEOLA ALF OPERATOR, LLC DBA□		16			16
TOTTENVILLE CIRCLE URGENT CARE		16			16
ALL FLORIDA FAMILY & SPORTS MEDICINE		15	1	6%	16
DARDEN WELLNESS CENTER		13	3	19%	16
HEALTH CENTRAL HOSPITAL			16	100%	16
ROBERT WOOD JOHNSON UNIVERSITY HOSP		14	2	13%	16
MAITLAND PRIMARY CARE		9	7	44%	16
Wesley Place on Honeysuckle		14	2	13%	16
CRUCIAL CARE		10	6	38%	16
BAYFRONT HMA CONVENIENT CARE, LLC		2	14	88%	16
CARILLON SPORTS AND FAMILY MEDICINE		12	4	25%	16
CIGNA PBSO WEST PALM			16	100%	16
LOVING CARE OF THE TREASURE COAST LLC	1	10	5	31%	16
ALBIBI		1	15	94%	16
ST AUGUSTINE PLANTATION		1	15	94%	16
CLEVELAND CLINIC FLORIDA		1	14	93%	15
GLEN OAKS URGENT CARE		15			15
TRINITY MEDICAL ASSOCIATES LLC			15	100%	15
MULBERRY'S MOBILE PROVIDER SERVICES LLC□		1	14	93%	15
PRATTVILLE BAPTIST HOSPITAL		12	3	20%	15
STARLING AT NOCATEE			15	100%	15
BAYCARE HEALTH SYSTEMS, LLC			15	100%	15
NORTHWEST FLORIDA SLEEP		1	14	93%	15
BLOUNT MEMORIAL HOSPITAL		13	2	13%	15
DIATHERIX		13	2	13%	15
HOLLEY-NAVARRE MEDICAL CLINIC		5	10	67%	15
HODGES CLUSTER		2	13	87%	15
BOCA SIMON LAB		1	14	93%	15
GRAND VILLA OF DELAND		11	4	27%	15
FLORIDA DEPARTMENT OF HEALTH IN HILLSBOROUGH COUNTY		1	14	93%	15
CHARLOTTE CHD PORT CHARLOTTE		12	3	20%	15
AJU GEORGE MD PA			15	100%	15
SPEARHEAD MEDICAL			15	100%	15
BAPTIST MEDICAL CENTER EAST		11	4	27%	15
GUARDANT HEALTH		11	4	27%	15
FLORIDA HOSPITAL WINTER GARDEN		13	2	13%	15
EXPRESS FAMILY CARE LLC			15	100%	15
PATHLINE			15	100%	15
DOT DOC SARASOTA		13	2	13%	15
MILTON 4707		15			15
HILA BECKERMAN MD LLC		14	1	7%	15
LAKE CO EMPLOYEE HEALTH AND WELLNESS CENTER		14	1	7%	15
UTAH DEPARTMENT OF HEALTH			15	100%	15
BAPTIST MEMORIAL HEALTH CARE		13	2	13%	15
BAYLOR GENETICS		6	9	60%	15
MICHAEL A VENAZIO MD		13	2	13%	15

COVID-19: testing by laboratory

Data through Feb 1, 2021 verified as of Feb 2, 2021 at 09:25 AM

Data in this report are provisional and subject to change.

The numbers in the table below represent the number of Florida and non-Florida residents for whom test results were received by the Department of Health. A person can be tested by more than one laboratory and can have both positive and negative results. **Therefore, the sum of the numbers in each column will be larger than the total number of people tested.**

Reporting lab	Inconclusive	Negative	Positive	Percent positive	Total
NASSAU COUNTY JAIL		14	1	7%	15
COLLEGE POINT URGENT CARE		13	2	13%	15
FLUSHING HOSPITAL MEDICAL CENTER		12	3	20%	15
EAR NOSE & THROAT ASSOCIATES OF MANATEE PA		15			15
MINUTE CLINIC DIAGNOSTIC OF NEW JERSEY		15			15
TELEVISIT MALABAR PEDIATRICS		5	10	67%	15
CENTER ONE SURGERY CENTER		11	4	27%	15
SINAI HOSPITAL OF BALTIMORE		15			15
NEW YORK METHODIST HOSPITAL		13	2	13%	15
BESSENT ROAD GROUP HOME		15			15
MINUTECLINIC, LLC, DBA MINUTECLINIC #5		12	3	20%	15
CARESPOT EXPRESS HEALTHCARE			15	100%	15
SOUTH CAROLINA DEPT OF HEALTH AND ENVIRONMENT CONTROL		2	13	87%	15
FAMILY CARE CENTER OF ARLINGTON		10	5	33%	15
MEADOWCREST MOLECULAR DIAGNOSTICS, LLC			15	100%	15
EASTLAKE PEDIATRICS - TRINITY		15			15
WELLMED AT PLANT CITY		9	6	40%	15
GRAND VILLA OF ST. PETERSBURG		13	2	13%	15
BVL PEDIATRICS		14	1	7%	15
MINUTECLINIC DIAGNOSTIC OF TN PC #378		14	1	7%	15
ST LUCIE COUNTY JAIL		9	6	40%	15
OCEANSIDE URGENT CARE		15			15
ORLANDO HEALTH		2	13	87%	15
MINUTECLINIC MINUTECLINIC #8746		14			14
JOSEPH SCHENKER MD PC DBA CENTERS URGENT		12	2	14%	14
BASSETTI & ASSOCIATES, MD, PA			14	100%	14
UC HEALTH UNIVERSITY HOSPITAL		11	3	21%	14
Belleair Healthcare Center		8	6	43%	14
POLK CHD BARTOW		13	1	7%	14
MEDEMERGE		13	1	7%	14
ASTORIA HEALTH AND REHABILITATION CENTER		13	1	7%	14
WALK IN URGENT CARE			14	100%	14
FORT HAMILTON URGENT CARE		14			14
BOCA SIMON		2	12	86%	14
ST JOSEPH HOSPITAL		13	1	7%	14
SIGMUND LABS LLC		14			14
DOCTORS MEDICAL CENTER OF WALTON COUNTY CLINIC			14	100%	14
ROSS MEDICAL GROUP			14	100%	14
CLEVELAND CLINIC			14	100%	14
Consulate Health Care of Jacksonville			14	100%	14
MINUTECLINIC DIAGNOSTIC MEDICAL GROUP		13	1	7%	14
The Evangelical Lutheran Good Samaritan Society		14			14
AIR, LAND & SEA PHYSICALS & CONSULTATIONS, LLC		13	1	7%	14
HEALTHFIRST ADVENT HEALTH CENTRA CARE COCOA BEACH			14	100%	14
MINUTECLINIC DIAGNOSTICS MEDICAL GROUP		13	1	7%	14
INN AT LAKE SEMINOLE SQUARE, THE		14			14
CUSTEAD CARE CENTER HAVEN HOSPICE		12	2	14%	14

COVID-19: testing by laboratory

Data through Feb 1, 2021 verified as of Feb 2, 2021 at 09:25 AM

Data in this report are provisional and subject to change.

The numbers in the table below represent the number of Florida and non-Florida residents for whom test results were received by the Department of Health. A person can be tested by more than one laboratory and can have both positive and negative results. **Therefore, the sum of the numbers in each column will be larger than the total number of people tested.**

Reporting lab	Inconclusive	Negative	Positive	Percent positive	Total
ARDEN COURTS OF PALM HARBOR			14	100%	14
MACKOUL PEDIATRICS FORT MYERS			14	100%	14
LAKELAND HILLS CENTER		7	7	50%	14
INDIANA STATE DEPARTMENT OF HEALTH		1	13	93%	14
CORE LABORATORY		1	13	93%	14
ALAN L MELOTEK MD		14			14
STATEN ISLAND UNIVERSITY HOSPITAL		13	1	7%	14
URGENT TEAM		11	3	21%	14
PBC FIREFIGHTER BENEFIT FUND WELLNESS CENTER		1	13	93%	14
BENTON HOUSE OF PORT ORANGE		8	6	43%	14
ST CLOUD MEDICAL GROUP		12	2	14%	14
MEDEXPRESS URGENT CARE, MOON TOWNSHIP		13	1	7%	14
SOUTHEASTERN UNIVERSITY INC		14			14
CARE CENTERS OF NASSAU, LLC - HENDRICKS RD		14			14
AUBURN COMMUNITY HOSPITAL		12	2	14%	14
CARE HERE		1	13	93%	14
NORTHWESTERN MEMORIAL HOSPITAL			14	100%	14
STATMED OCALA			14	100%	14
FAMILY CARE			14	100%	14
RIVERSIDE COTTAGES AT THE SHORES, LLC			14	100%	14
MINUTECLINIC DIAGNOSTIC OF PENNSYLVANI		14			14
EPIPHANY HEALTH		8	6	43%	14
BREVARD HEALTH ALLIANCE INC, THE		9	5	36%	14
OPIS ISLAND LAKE CENTER		13			13
FAMILY HEALTH CENTER			13	100%	13
BASSETTI MEDICAL RESEARCH INC		10	3	23%	13
ANYLABTESTNOW			13	100%	13
CROSS CARE CENTER			13	100%	13
DAVITA DIALYSIS		4	9	69%	13
UNIVERSITY LAB			13	100%	13
EAR NOSE AND THROAT ASSOCIATES OF MANATEE, P.A.		10	3	23%	13
BROOKDALE DELAND			13	100%	13
SOUTHEAST FAMILY HEALTHCARE CENTER			13	100%	13
CLINICAL LABORATORY SERVICES			13	100%	13
ADVENT HEALTH - WINTER HAVEN		7	6	46%	13
MEDEXPRESS URGENT CARE - ROBINSON TWP, STEUBENVILLE PIKE		11	2	15%	13
GLENBROOKE AT PALM BAY			13	100%	13
ORANGE REGIONAL MEDICAL CENTER LABORATORY		10	3	23%	13
ESCAMBIA COMMUNITY CLINIC		2	11	85%	13
CAREATC			13	100%	13
LUCID DIAGNOSTICS LABS			13	100%	13
Sunnyside Care Center		13			13
HUDSON VALLEY HOSPITAL CENTER LABORATORY		12	1	8%	13
MONTEFIORE ST LUKE'S CORNWALL HOSPITAL		10	3	23%	13
INTERMOUNTAIN CENTRAL LAB		1	12	92%	13
BARTON FAMILY PRACTICE		7	6	46%	13
IN-OFFICE LAB		12	1	8%	13

COVID-19: testing by laboratory

Data through Feb 1, 2021 verified as of Feb 2, 2021 at 09:25 AM

Data in this report are provisional and subject to change.

The numbers in the table below represent the number of Florida and non-Florida residents for whom test results were received by the Department of Health. A person can be tested by more than one laboratory and can have both positive and negative results. **Therefore, the sum of the numbers in each column will be larger than the total number of people tested.**

Reporting lab	Inconclusive	Negative	Positive	Percent positive	Total
NORTHWEST FLORIDA ENT, PA		5	8	62%	13
ELTINGVILLE CIRCLE URGENT CARE		13			13
BAYA URGENT CARE LLC		1	12	92%	13
COMMUNITY HEALTH OF SOUTH FLORIDA INC			13	100%	13
MELBOURNE FAMILY PRACTICE		12	1	8%	13
MINUTECLINIC DIAGNOSTIC OF TN, PC 6438		11	2	15%	13
BROOKLYN HOSPITAL CENTER DOWNTOWN CAMPUS		13			13
SOUTH NASSAU COMMUNITIES HOSPITAL		10	3	23%	13
MINUTECLINIC DIAGNOSTIC OF SOUTH CAROL		11	2	15%	13
PARKWEST MEDICAL CENTER		11	2	15%	13
UNIVERSITY HOSPITAL UC HEALTH		9	4	31%	13
MAINSTREET FAMILY SELECT		1	12	92%	13
LAKE HOWARD HEIGHTS	1	11	1	8%	13
ROCKLEDGE		3	10	77%	13
OPTIONS FOR SENIORS INC DBA PALM KREST MANOR		11	2	15%	13
SPRINGWOOD COURT		8	5	38%	13
MINUTECLINIC DIAGNOSTIC OF TN PC #566		11	2	15%	13
BRYAN WHITFIELD MEMORIAL HOSPITAL		8	5	38%	13
MINUTECLINIC DIAGNOSTIC OF RHODE ISLAND, LLC #590		12	1	8%	13
PHELPS HOSPITAL LABORATORY		11	2	15%	13
DYNAMIC DNA LAB		1	12	92%	13
VILLA OF KINGS AND QUEENS OF DELRAY		13			13
PREMIUM HEALTH SERVICES OF TAMPA BAY LLC		9	4	31%	13
FLORIDA STATE HOSPITAL			13	100%	13
ALAN SERURE MD		13			13
PREMIER LABORATORY SERVICES, LLC		5	8	62%	13
CRESTVIEW IMMEDIATE CARE LL			13	100%	13
CVS MINUTE CLINIC DIAGNOSTIC OF TEXAS LLC		10	3	23%	13
SHELBY COUNTY HEALTH CARE CORPORATION		10	3	23%	13
MEADOWCREST FAMILY PHYSICIANS PA			13	100%	13
A AND R RESEARCH GROUP LLC		10	3	23%	13
VALDOSTA FAMILY MEDICINE		1	12	92%	13
FORT WALTON BEACH DEVELOPMENTAL CENTER		12	1	8%	13
GENEXPERT			12	100%	12
PANCARE HEALTH - WEWA ELEMENTARY			12	100%	12
TNC WALK IN CLINIC		9	3	25%	12
NAPLES GREEN VILLAGE		12			12
PBSO WEST PALM FAMILY PRACTICE		1	11	92%	12
MC DIAGNOSTIC OF CONNECTICUT, PC #775		11	1	8%	12
INNOVATIVE RESEARCH OF WEST FLORIDA		9	3	25%	12
SUMMIT ATLANTIC SURGERY CENTER		12			12
MERIDIAN AT WATERWAYS, THE		10	2	17%	12
IREPERTOIRE_MOL_LAB		12			12
COMPREHENSIVE CHILDCARE ASSOCIATES		8	4	33%	12
FREEDOM SQUARE NURSING CENTER		4	8	67%	12
DIXIE COUNTY HEALTH DEPARTMENT		7	5	42%	12
WALGREEN		4	8	67%	12

COVID-19: testing by laboratory

Data through Feb 1, 2021 verified as of Feb 2, 2021 at 09:25 AM

Data in this report are provisional and subject to change.

The numbers in the table below represent the number of Florida and non-Florida residents for whom test results were received by the Department of Health. A person can be tested by more than one laboratory and can have both positive and negative results. **Therefore, the sum of the numbers in each column will be larger than the total number of people tested.**

Reporting lab	Inconclusive	Negative	Positive	Percent positive	Total
NOVALIFE MEDSPA			12	100%	12
LAB UNKNOWN		1	11	92%	12
MEDEXPRESS URGENT CARE - TIMBERLAKE		11	1	8%	12
PRIMARY CARE MEDICINE	1	10	1	8%	12
WORLD WRESTLING ENTERTAINMENT			12	100%	12
CVS TN5639POCT FARRAGUT		10	2	17%	12
BAYCARE MEDICAL GROUP INC			12	100%	12
SOUTHEASTERN LABORATORY			12	100%	12
ACADIAN DIAGNOSTIC LABORATORIES		8	4	33%	12
ORCHID COVE		2	10	83%	12
APPLE DIAGNOSTICS LAB		5	7	58%	12
METHODIST MEDICAL CENTER		9	3	25%	12
CARENOW URGENT CARE-BRENTWOOD		8	4	33%	12
BROWARD DIALYSIS			12	100%	12
ORMOND MEDICAL ARTS		3	9	75%	12
FLORIDA PRESBYTERIAN HOMES INC		11	1	8%	12
PROHEALTH CARE ASSOCIATES MOBILE		9	3	25%	12
STEWART MELBOURNE HOSPITAL, INC	1		11	92%	12
THE PLAZA AT PARKSQUARE		12			12
FLORIDA DEPT OF HEALTH		4	8	67%	12
MI CASA DORADA ASSISTED LIVING FACILIT		12			12
FAMILY MEDICINE AT LONGWOOD			12	100%	12
MINUTECLINIC #8699		9	3	25%	12
Lady Lake Specialty Care			12	100%	12
MINUTECLINIC, LLC, DBA MINUTECLINIC #2544		11	1	8%	12
ST PETER'S UNIVERSITY HOSPITAL		9	3	25%	12
WOODLAND TOWERS		6	6	50%	12
FHCP-PORT ORANGE		3	9	75%	12
TLC FAMILY CARE HOME INC		12			12
LIFE CARE OF PORT SAINT LUCIE		3	9	75%	12
SUNSHINE PEDIATRICS OF CENTRAL FLORIDA PL		10	2	17%	12
LAKEWOOD RANCH MEDICAL CENTER CLINICAL LAB			12	100%	12
BAY COUNTY HEALTH DEPARTMENT		10	2	17%	12
MINUTECLINIC DIAGNOSTIC OF MICHIGAN PC		11	1	8%	12
ADVENT HEALTH - KISSIMMEE		3	9	75%	12
SUWANNEE COUNTY JAIL		11	1	8%	12
TREASURE COAST URGENT CARE			12	100%	12
MI2297090CV HOLLAND-23D2189684		12			12
OHIO STATE UNIVERSITY MEDICAL CENTER			12	100%	12
WOODHOUSE INC		12			12
WACO HHSSURGEWACO	1	10	1	8%	12
VERITAS RESEARCH CORP			12	100%	12
CALLAWAY CLINIC		7	5	42%	12
MERCY MEDICAL CENTER		5	7	58%	12
LEON CHD		12			12
GLEN OAKS HEALTH AND REHABILITATION CENTER			12	100%	12
ACCESS MEDICAL CENTER			12	100%	12

COVID-19: testing by laboratory

Data through Feb 1, 2021 verified as of Feb 2, 2021 at 09:25 AM

Data in this report are provisional and subject to change.

The numbers in the table below represent the number of Florida and non-Florida residents for whom test results were received by the Department of Health. A person can be tested by more than one laboratory and can have both positive and negative results. **Therefore, the sum of the numbers in each column will be larger than the total number of people tested.**

Reporting lab	Inconclusive	Negative	Positive	Percent positive	Total
LONG ISLAND JEWISH VALLEY STREAM		12			12
AVENTURA HOSPITAL AND MEDICAL CENTER			11	100%	11
BENTLEY VILLAGE II		2	9	82%	11
St. Annes Nursing Center, St. Annes Residence, Inc.		11			11
WATSON HEALTHCARE		8	3	27%	11
ORLANDO FAMILY MEDICINE		4	7	64%	11
VIRTUA WEST JERSEY HOSPITAL VOORHEES		9	2	18%	11
UNIVERSITY CENTRA CARE		10	1	9%	11
WANTAGH URGENT CARE		8	3	27%	11
St Joseph's Hospital & Medical Center		10	1	9%	11
PRIMECARE ACQUISITION FAMILY PRACTICE INC		11			11
MEDICAL CENTER AFFILIATES WEST PALM			11	100%	11
FIRST CHOICE PEDIATRICS WINTER SPRINGS		10	1	9%	11
FIRST CHOICE PEDIATRICS INC		10	1	9%	11
ELITE HOME HEALTH SERVICES		11			11
HAVEN HOSPICE			11	100%	11
GENESIS		7	4	36%	11
TROPICANA		5	6	55%	11
SAMARITAN MEDICAL CENTER		11			11
ST JOSEPHS HOSPITAL SOUTH HOSPITAL			11	100%	11
CARINGTON MANOR		11			11
HORIZON MEDICAL GROUP		9	2	18%	11
QUOTIENT SCIENCES LABS LLC			11	100%	11
SENIOR HOME CARE INC		11			11
JOSEF SCHENKER MD PC DBA CENTERS URGENT		10	1	9%	11
MORTON PLANT MEASE			11	100%	11
UMHC/SYLVESTER AT KENDALL		1	10	91%	11
REDMED CLINIC OF ARLINGTON		10	1	9%	11
PALM BEACH PATHOLOGY		9	2	18%	11
MHHS All Lab Subsection		11			11
CULINARY INSTITUTE OF AMERICA STUDENT	3	8			11
CCS - JOSEPH V CONTE		11			11
WHITE-WILSON MEDICAL CENTER		11			11
COMMUNITY HOME HEALTH CARE		11			11
CARLOS PORTU MD, PLLC			11	100%	11
BIOTECH CLINICAL LABORATORIES, INC.		1	10	91%	11
MOUNT DORA PEDIATRICS		9	2	18%	11
AIM LABORATORIES			11	100%	11
MEDEXPRESS URGENT CARE-ALTOONA		9	2	18%	11
FAMILY PRACTICE ON THE GO		6	5	45%	11
LEHIGH VALLEY HOSPITAL		3	8	73%	11
CARE FAST MURABELLA		7	4	36%	11
SEMORAN FAMILY HEALTH LLC		10	1	9%	11
JFK MEDICAL CENTER NORTH LAB		1	10	91%	11
THE TERRACE OF SAINT CLOUD		9	2	18%	11
GRACE WELLNESS CENTER		3	8	73%	11
ADVENTHEALTH MEDICAL GROUP PULMONOLOGY		10	1	9%	11

COVID-19: testing by laboratory

Data through Feb 1, 2021 verified as of Feb 2, 2021 at 09:25 AM

Data in this report are provisional and subject to change.

The numbers in the table below represent the number of Florida and non-Florida residents for whom test results were received by the Department of Health. A person can be tested by more than one laboratory and can have both positive and negative results. **Therefore, the sum of the numbers in each column will be larger than the total number of people tested.**

Reporting lab	Inconclusive	Negative	Positive	Percent positive	Total
BAPTIST PRIMARY CARE PONTE VEDRA		6	5	45%	11
WELLMED AT SOUTH PARSONS		9	2	18%	11
Terrace of Jacksonville			11	100%	11
PINELLAS COUNTY HEALTH DEPARTMENT		2	9	82%	11
ARNOT OGDEN MEDICAL CENTER LABORATORY		11			11
DMH STEINHATCHEE FAMILY MEDICINE		8	3	27%	11
DESOTO HEALTH AND REHAB LLC		7	4	36%	11
PRIMECARE AT PORT ORANGE			11	100%	11
ALCOVE ASSISTED LIVING FACILITY		11			11
CORNER OAK ESTATE LLC		11			11
TELEVISIT PALM BAY FAMILY PRACTICE		9	2	18%	11
ADVENTHEALTH MEDICAL GROUP CARE CLINIC AT		8	3	27%	11
BELLEVUE HOSPITAL CENTER DEPARTMENT		11			11
WINTER PARK CARE AND REHABILITATION			11	100%	11
NIGHT LITE PEDIATRICS CENTER, LLC		1	10	91%	11
STAT MEDICAL CLINIC III INC		6	5	45%	11
EMERALD COAST PEDIATRICS			11	100%	11
GADSDEN REGIONAL MEDICAL CENTER		11			11
NORTHERN WESTCHESTER HOSPITAL LABORATORY		9	2	18%	11
Hackensack Umc Mountainside		9	1	10%	10
EMERALD COAST HOSPICE - CRESTVIEW		10			10
Grand Villa of Deerfield Beach		8	2	20%	10
URGENT CARE CENTER AT PINNACLE		4	6	60%	10
MEDEXPRESS URGENT CARE CHARLESTON		6	4	40%	10
PRORENATA LABS		2	8	80%	10
Hialeah Nursing And Rehabilitation Center		6	4	40%	10
SAVANNAH MANOR ASSISTED LIVING COMMUNITY			10	100%	10
COVANCE CENTRAL LABORATORY			10	100%	10
NURSING PLUS OF BROWARD LLC		1	9	90%	10
PANCARE HEALTH - VERNON ELEMENTARY			10	100%	10
ADVENTHEALTH MEDICAL GROUP		9	1	10%	10
WEEMS MEMORIAL HOSPITAL		7	3	30%	10
MISSOURI DEPARTMENT OF HEALTH AND SENIOR SERVICES			10	100%	10
COMMUNITY HEALTH CENTER		2	8	80%	10
RPC@HODGES		2	8	80%	10
AMBRY GENETICS CORPORATION		10			10
BROOKDALE PANAMA CITY		9	1	10%	10
MOSOLF PEDIATRICS			10	100%	10
APPALACHIAN REGIONAL HEALTHCARE SYSTEM		10			10
SONORAN DESERT PATHOLOGY ASSOCIATES			10	100%	10
SOMA MEDICAL CENTER, P.A.			10	100%	10
MINUTECLINIC DIAGNOSTIC OF TN, PC 374		6	4	40%	10
BROWARD HEALTH CARE			10	100%	10
MEDEXPRESS URGENT CARE - LAFAYETTE		9	1	10%	10
MEDEXPRESS URGENT CARE-KATY		7	3	30%	10
NORTH OKALOOSA PHYSICIAN GROUP		10			10
KIDSVILLE PEDIATRICS			10	100%	10

COVID-19: testing by laboratory

Data through Feb 1, 2021 verified as of Feb 2, 2021 at 09:25 AM

Data in this report are provisional and subject to change.

The numbers in the table below represent the number of Florida and non-Florida residents for whom test results were received by the Department of Health. A person can be tested by more than one laboratory and can have both positive and negative results. **Therefore, the sum of the numbers in each column will be larger than the total number of people tested.**

Reporting lab	Inconclusive	Negative	Positive	Percent positive	Total
GUIDEWELL EMERGENCY MEDICINE DOCTORS LLC		2	8	80%	10
ACCESS PHARMACY		10			10
Maury Regional Hospital		6	4	40%	10
CARENOW URGENT CARE - EAST NASHVILLE		8	2	20%	10
ESTATES MEDICAL CENTER INC			10	100%	10
URGENT CARE USA LLC		1	9	90%	10
LAKE BALDWIN CBOC		9	1	10%	10
MEYER PEDIATRICS CHTD		10			10
VETERNANS ADMINISTRATION			10	100%	10
HOPE HEALTHCARE		10			10
CBC LAB		3	7	70%	10
CREATIVE TESTING SOLUTIONS		3	7	70%	10
VASCONCELLO COHEN MD PA		9	1	10%	10
FAMILY MEDICINE AT HUNTERS CREEK		10			10
ONEIDA HEALTHCARE CENTER		8	2	20%	10
PLYMOUTH HARBOR INCORPORATED		9	1	10%	10
MEDEX REGIONAL LABORATORIES LLC		1	9	90%	10
NEW JERSEY DEPARTMENT OF HEALTH COMMUNICABLE DISEASE SERVICE		3	7	70%	10
HCR MANORCARE		10			10
BOCA RATON REGIONAL HOSPITAL LAB			10	100%	10
CARENOW URGENT CARE-WEST END		7	3	30%	10
BIGGERS FAMILY MEDICINE PA		9	1	10%	10
ASSOCIATES MD CYPRESS CREEK			10	100%	10
MEDEXPRESS URGENT CARE - SEMINOLE SQUA		9	1	10%	10
MINUTECLINIC DIAGNOSTIC OF LOUISIANA		9	1	10%	10
MEDICAL LABORATORY DIAGNOSTICS			10	100%	10
LAKE NONA MEDICAL SERVICES		3	7	70%	10
GRAND VILLA OF ALTAMONTE SPRINGS		3	7	70%	10
VITALANT		1	9	90%	10
MED LABS DIAGNOSTICS		5	5	50%	10
STEINHATCHEE DRUGS		7	3	30%	10
ALABAMA DEPARTMENT OF PUBLIC HEALTH		1	9	90%	10
NATIONAL GENETICS INST LABCORP		4	6	60%	10
SOMA MEDICAL CENTER # 4		2	8	80%	10
ISLAND COAST PEDIATRICS IN-HOUSE LAB		10			10
WELLMED AT PORT ST LUCIE WEST		6	4	40%	10
ILLINOIS DEPT OF PUBLIC HEALTH LAB - SPRINGFIELD			10	100%	10
ADVENTIST HEALTH SYSTEM FLORIDA DEPT OF HEALTH		6	4	40%	10
CORONA PATHOLOGY		10			10
TENNESSEE DEPARTMENT OF HEALTH (TDH) - CENTRAL LABORATORY		2	8	80%	10
BEAUMONT LABORATORY			10	100%	10
MEDEXPRESS URGENT CARE PARKERSBURG		8	2	20%	10
PBC PREMIER FAMILY HEALTH			10	100%	10
PARROTT MEDICAL CLINIC			10	100%	10
GEORGE W FERGUSON MD-CONCIERGE MEDICAL SERVICES PL		9	1	10%	10
CONSULATE HEALTH CARE OF PENSACOLA			10	100%	10
STATEN ISLAND UNIVERSITY HOSPITAL SEGUINE AVE		9	1	10%	10

COVID-19: testing by laboratory

Data through Feb 1, 2021 verified as of Feb 2, 2021 at 09:25 AM

Data in this report are provisional and subject to change.

The numbers in the table below represent the number of Florida and non-Florida residents for whom test results were received by the Department of Health. A person can be tested by more than one laboratory and can have both positive and negative results. **Therefore, the sum of the numbers in each column will be larger than the total number of people tested.**

Reporting lab	Inconclusive	Negative	Positive	Percent positive	Total
PEDIATRIC HEALTH CARE ALLIANCE			9	100%	9
GNT ASSOCIATES		8	1	11%	9
MOLECULAR PATHOLOGY LABORATORY			9	100%	9
THE VILLAGES HEALTH		5	4	44%	9
WILTON MANORS HEALTH & REHABILITATION CENTER			9	100%	9
LAKEVIEW HEALTH SYSTEMS			9	100%	9
ADEPT INPATIENT MEDICAL SERVICES PC		9			9
ALACHUA			9	100%	9
BLOCK NATION CHASE		4	5	56%	9
PULSE & REMEDY LLC			9	100%	9
MAINSTREET FAMILY CARE			9	100%	9
MIDMICHIGAN MEDICAL CENTER			9	100%	9
NORTHSHORE UNIVERSITY HEALTHSYSTEM EVANSTON HOSPITAL LAB			9	100%	9
RIVERWOOD CENTER,THE			9	100%	9
PERSONAL PEDIATRICS PA		7	2	22%	9
CHILDREN'S HEALTH CENTER INC.		7	2	22%	9
PRECISION GENETICS			9	100%	9
SHERMAN-ABRAMS LABORATORY INC		8	1	11%	9
FAMILY PRACTICE OF DAVIE INC			9	100%	9
BUENA VIDA ESTATES			9	100%	9
TMH PHYSICIAN PARTNERS - MONTICELLO		8	1	11%	9
HEALTHWORKS MED GROUP OF FLORIDA PA		4	5	56%	9
CROSSROADS URGENT CARE, PLLC		9			9
RICHMOND UNIVERSITY MEDICAL CENTER		7	2	22%	9
MINUTE CLINIC LLC #1448		8	1	11%	9
NORTHWEST FLORIDA COMMUNITY HOSPITAL LABORATORY		8	1	11%	9
COASTAL COMPLETE CARE		4	5	56%	9
Consulate Health Care of Brandon		7	2	22%	9
AZALEA HEALTH		2	7	78%	9
OPTIMAL CARE PEDIATRICS			9	100%	9
Signature Healthcare of Ormond		9			9
CVS MINUTE CLINIC DIAGNOSTIC PA		7	2	22%	9
GCPM MANUAL MICROBIOLOGY		1	8	89%	9
ORLANDO CLINICAL RESEARCH CENTER		8	1	11%	9
MEDEXPRESS URGENT CARE - PANTOPS		8	1	11%	9
ROSECASTLE			9	100%	9
NATURE COAST REGIONAL MEDICAL CENTER			9	100%	9
OMNI			9	100%	9
KESHAV RX LLC		8	1	11%	9
MEDEXPRESS URGENT CARE- MARYLAND		8	1	11%	9
Westchester General Hospital			9	100%	9
BAYFRONT HEALTH ST PETERSBURG		8	1	11%	9
YORKVILLE PEDIATRIC URGENT CARE		9			9
VILLAGE PLACE HEALTH AND REHAB		9			9
Manor Care of Dunedin		6	3	33%	9
HIGH TOWER ALF LLC		8	1	11%	9
BAYONET POINT HOSPITAL			9	100%	9

COVID-19: testing by laboratory

Data through Feb 1, 2021 verified as of Feb 2, 2021 at 09:25 AM

Data in this report are provisional and subject to change.

The numbers in the table below represent the number of Florida and non-Florida residents for whom test results were received by the Department of Health. A person can be tested by more than one laboratory and can have both positive and negative results. **Therefore, the sum of the numbers in each column will be larger than the total number of people tested.**

Reporting lab	Inconclusive	Negative	Positive	Percent positive	Total
RED MOUNTAIN DIAGNOSTICS		9			9
BITTINGS APOTHECARY INC		7	2	22%	9
RHODE ISLAND DEPARTMENT OF HEALTH			9	100%	9
FLORIDA MEDICAL CLINIC IM MLK		9			9
PATEL MEDICAL VENTURES		8	1	11%	9
ASHRAF MEDICAL GROUP PLLC DBA PULSE M		8	1	11%	9
CLEVELAND TENNESSEE HOSPITAL COMPANY		8	1	11%	9
MAIMONIDES MEDICAL CENTER		6	3	33%	9
MICHIGAN DEPARTMENT OF COMMUNITY HEALTH		1	8	89%	9
BAPTIST HEALTH			9	100%	9
AMERICAN HEALTH ASSOCIATES INC		1	8	89%	9
SAMARITAN HOSPITAL LABORATORY		8	1	11%	9
CVS MINUTE CLINIC DIAGNOSTIC OF WISCONSIN		9			9
RIVERSIDE MEDICAL GROUP		8	1	11%	9
NEMOURS CHILDREN'S PRIMARY CARE VERO BEACH			9	100%	9
CVS PHARMACY NO 274		9			9
MEDEXPRESS URGENT CARE - MONROE		9			9
MOBILE RESPONSE DIAGNOSTICS LLC		8	1	11%	9
SURGERY CENTER OF CORAL GABLES LLC,THE		8	1	11%	9
MONROE COUNTY HOSPITAL		6	3	33%	9
WINDSOR OF GAINESVILLE		9			9
LOREY ALF		9			9
ANY LAB TEST NOW INC			9	100%	9
LAKE NONA MEDICAL SERVICE LLC		9			9
AVALON FAMILY RESORT ASSISTED LIVING LLC		9			9
ORANGE PARK PEDIATRIC ASSOCIATES		1	8	89%	9
CARENOW URGENT CARE-MT JULIET		8	1	11%	9
WADSWORTH CENTER - DAVID AXELROD INSTITUTE		8	1	11%	9
CVS HEALTH, #3396		9			9
COLLIER COUNTY JAIL		9			9
NIGHT OWL PEDIATRICS URGENT CARE			9	100%	9
WESTCHESTER GENERAL HOSPITAL BLOOD GAS LAB			9	100%	9
OUR HOME AT BEACON HILL			9	100%	9
URGENT CARE & FAMILY PRACTICE CENTER			9	100%	9
JOHN W NORRIS III MD PA			9	100%	9
WINDSOR OF SAN PABLO, THE		6	3	33%	9
MEDEXPRESS URGENT CARE - WINCHESTER GATEWAY		7	2	22%	9
UNIVERSITY MEDICAL CENTER		8	1	11%	9
FLORIDA MEDICAL CLINIC - MULTI SPECIALTY CAMPUS		2	7	78%	9
CHEMISYS LABORATORIES		1	8	89%	9
CVS MINUTE CLINIC DIAGNOSTIC MED GRP OF CA		9			9
LPG PEDIATRICS AT PAGE FIELD		9			9
CLAYMED OF NORTH FLORIDA			9	100%	9
ST ANTHONY'S HOSP PATIENT CARE SERVICE			9	100%	9
PRIMARY CARE WALK IN CLINIC PLLC			9	100%	9
ADVENT HEALTH - FOUR CORNERS ER		8	1	11%	9
UNAVAILABLE/UNKNOWN/NO INFORMATION FOUND			9	100%	9

COVID-19: testing by laboratory

Data through Feb 1, 2021 verified as of Feb 2, 2021 at 09:25 AM

Data in this report are provisional and subject to change.

The numbers in the table below represent the number of Florida and non-Florida residents for whom test results were received by the Department of Health. A person can be tested by more than one laboratory and can have both positive and negative results. **Therefore, the sum of the numbers in each column will be larger than the total number of people tested.**

Reporting lab	Inconclusive	Negative	Positive	Percent positive	Total
MONTEFIORE MEDICAL CENTER LABORATORIES - WEILER		6	2	25%	8
MINUTECLINIC DIAGNOSTIC OF LOUISIANA, BENSONHURST URGENT CARE		7	1	13%	8
SIDDH INC DBA SAN CARLOS PHARMACY		8			8
ARCHBOLD MEMORIAL HOSPITAL/LAB		6	2	25%	8
THE WOLFF CENTER FOR CHILD & ADOLESCENT HEALTH		3	5	63%	8
BEAUMONT EMERGENCY CENTER			8	100%	8
HUNTINGTON URGENT CARE		8			8
FLORIDA HEART AND VASCULAR MULTISPECIALTY GROUP		8			8
MEDEXPRESS URGENT CARE - BENTON HARBOR		8			8
WELLIGENT		1	7	88%	8
MAGNOLIA PEDIATRICS GROUP LLC			8	100%	8
SYLVESTER AT PLANTATION LABORATORY		7	1	13%	8
GULF COAST MEDICAL GROUP		2	6	75%	8
NITIN BAWA PROFESSIONAL ASSOCIATES			8	100%	8
MINUTECLINIC DIAGNOSTIC OF TN, PC 4992		8			8
PASSPORT HEALTH OF TAMPA BAY		8			8
WHITE SANDS OUTPATIENT SERVICES (WSOP SERVICES LLC		8			8
CVS NC187POCT CHARLOTTE		8			8
ROBERT WOOD JOHNSON HOSPITAL		7	1	13%	8
MINUTECLINIC DIAGNOSTIC OF TN PC #320		7	1	13%	8
RIVERVIEW REGIONAL MEDICAL CENTER		6	2	25%	8
CVS MINUTE CLINIC, LLC		6	2	25%	8
Sunset Lake Health and Rehabilitation Center		8			8
PALM BAY FAMILY PRACTICE		4	4	50%	8
HOLY NAME MEDICAL CENTER	1	6	1	13%	8
DOH-TAMPA BRANCH LABORATORY (MLK BLVD)		4	4	50%	8
RUSSELL MEDICAL CENTER		7	1	13%	8
MIAMI BEACH MEDICAL GROUP LLC			8	100%	8
AFC URGENT CARE - CEDAR GROVE		8			8
INTERNAL MEDICINE ASSOCIATES OF JACKSON HOSPITAL			8	100%	8
LUXOR SCIENTIFIC LLC		1	7	88%	8
HUNTINGTON VILLAGE URGENT CARE		8			8
THOMAS JEFFERSON UNIVERSITY HOSPITAL		4	4	50%	8
CHILDREN'S HEALTHCARE OF ATLANTA/EGLESTON		8			8
ENT AND ALLERGY ASSOCIATES OF FLORIDA LLC		7	1	13%	8
MINUTECLINIC DIAGNOSTIC OF TN PC #6435		8			8
MAIN STREET MEDICAL CENTER OF CRESTVIEW PA		1	7	88%	8
GENE STREET LABORATORIES, LLC		6	2	25%	8
EXECUTIVE MEDICAL SERVICES		8			8
MEDEXPRESS URGENT CARE - SALEM		4	4	50%	8
PALM BEACH CDH - DELRAY BEACH			8	100%	8
ST CHARLES HOSPITAL LABORATORY		8			8
MC DIAGNOSTIC OF CONNECTICUT, PC #1960		8			8
URGENT MEDICAL CENTER INC		2	6	75%	8
ORLANDO HEALTH PHYSICIAN ASSOCIATES		4	4	50%	8
GENEUS DIAGNOSTICS			8	100%	8

COVID-19: testing by laboratory

Data through Feb 1, 2021 verified as of Feb 2, 2021 at 09:25 AM

Data in this report are provisional and subject to change.

The numbers in the table below represent the number of Florida and non-Florida residents for whom test results were received by the Department of Health. A person can be tested by more than one laboratory and can have both positive and negative results. **Therefore, the sum of the numbers in each column will be larger than the total number of people tested.**

Reporting lab	Inconclusive	Negative	Positive	Percent positive	Total
PRIMARY CARE SPECIALISTS OF ORLANDO LLC		6	2	25%	8
MINUTE CLINIC DIAGNOSTIC OF VIRGINIA, LLC		8			8
CIGNA ONSITE HEALTH LLC		2	6	75%	8
SURGOINSVILLE PHARMACY		8			8
NORTHWEST FLORIDA COMMUNITY HOSPITAL 3RD FLOOR		8			8
PALM BEACH COUNTY HEALTH DEPARTMENT LABORATORY			8	100%	8
FHCP-ORANGE CITY			8	100%	8
LIFE CARE CITRUS COUNTY			8	100%	8
X-GENE MOLECULAR LABS		1	7	88%	8
BRILLIANCE ASSISTED LIVING			8	100%	8
FAMILY MEDICINE OF WESTON LLC			8	100%	8
EMERGENCY MEDICAL CENTER		3	5	63%	8
FLORIDA HOSPITAL WINTER PARK		7	1	13%	8
PENSACOLA CLUSTER			8	100%	8
DOCTOR'S IN HOUSE LAB			8	100%	8
ATLANTIC CONSOLIDATED LABORATORY		8			8
MEDEXPRESS URGENT CARE - CHRISTIANBURG		7	1	13%	8
ORMOND BEACH CENTRA CARE			8	100%	8
HEALTHMARK REGIONAL HOSPITAL LAB		4	4	50%	8
MID-HUDSON VALLEY DIVISION OF WESTCHESTER MEDICAL		8			8
JOHNS HOPKINS MEDICAL LABORATORIES		1	7	88%	8
FORT PIERCE FAMILY CARE INC		3	5	63%	8
FOUNTAINVIEW BY FIVE STAR QUALITY CARE		7	1	13%	8
FLORIDA CLINICAL LAB		1	7	88%	8
MINUTE CLINIC LLC #5733		8			8
DEPARTMENT OF HEALTH- CITRUS COUNTY		1	7	88%	8
THE MARY IMOGENE BASSETT HOSPITAL		8			8
COLLIER COUNTY HEALTH DEPT.		4	4	50%	8
MEDEXPRESS URGENT CARE-LATROBE		8			8
ST JUDE LABORATORIES		6	2	25%	8
BARTON PARKER OD PC		8			8
LAKE CO SCHOOLS EMPLOYEE HEALTH & WELLNESS CENTER	1	6	1	13%	8
CARROLL GARDENS URGENT CARE		8			8
COLLIER BLVD HMA PHYSICIAN MANAGEMENT,, LLC			8	100%	8
VIGILINT HEALTHCARE		5	3	38%	8
IU HEALTH PATHOLOGY		1	7	88%	8
MONTEFIORE MEDICAL CENTER LABORATORIES - NORTH		8			8
MINUTE CLINIC DIAGNOSTIC OF SC, LLC #42		7	1	13%	8
ST. JOSEPH HOSPITAL AND HEALTH CARE INC.			8	100%	8
ALLINA HEALTH - ABBOTT NORTHWESTERN HOSPITAL		5	3	38%	8
MINUTECLINIC DIAGNOSTIC OF NEW MEXICO		8			8
LIFE'S SPECIAL MOMENTS INC		8			8
DOCTOR'S IN-HOUSE LAB/COMMUNITY HEALTH CENTERS OF PINELLAS – CLEARWATE			8	100%	8
BLOOMING GARDENS OF CARE INC		8			8
MEDEXPRESS URGENT CARE - WASHINGTON		6	2	25%	8
ADVENTHEALTH MEDICAL GROUP PEDIATRICS AT		2	6	75%	8
BROOKDALE CITRUS			8	100%	8

COVID-19: testing by laboratory

Data through Feb 1, 2021 verified as of Feb 2, 2021 at 09:25 AM

Data in this report are provisional and subject to change.

The numbers in the table below represent the number of Florida and non-Florida residents for whom test results were received by the Department of Health. A person can be tested by more than one laboratory and can have both positive and negative results. **Therefore, the sum of the numbers in each column will be larger than the total number of people tested.**

Reporting lab	Inconclusive	Negative	Positive	Percent positive	Total
SOMA MEDICAL CENTER, PA #4 FLORIDA MANGO			8	100%	8
PALM BAY URGENT CARE PL		1	7	88%	8
SARASOTA - ROBERT L TAYLOR COMMUNITY CENTER□		1	7	88%	8
BRENNITY AT VERO BEACH, THE			8	100%	8
URGENT TEAM MANAGEMENT OF TENNESSEE		7	1	13%	8
JX REF LAB			8	100%	8
CLINIC OF PEDIATRICS & GI MEDICINE INC			8	100%	8
FLORIDA MENTOR		7	1	13%	8
METHODIST HOSPITAL			8	100%	8
BAPTIST OUTPATIENT			8	100%	8
ST CLOUD PHYSICIAN MANAGMENT LLC		7	1	13%	8
HEALTHPARK MEDICAL CTR NURSING SVC		8			8
ALACHUA COUNTY HEALTH DEPARTMENT		1	7	88%	8
MEDICANA NURSING AND REHAB CENTER			8	100%	8
FLORIDA HOSPITAL PHYSICIAN GROUP		3	5	63%	8
PUTNAM FAMILY CARE INC		3	5	63%	8
FAST PACE MEDICAL CLINIC PLLC		6	2	25%	8
HARBORCHASE OF DR PHILLIPS		7	1	13%	8
DAVID LAWRENCE CENTER INC		7	1	13%	8
MINUTECLINIC DIAGNOSTIC OF TN PC #6415		7	1	13%	8
CVS MINUTE CLINIC DIAGNOSTIC OF TEXAS, LLC		8			8
MINUTECLINIC DIAGNOSTIC OF MINNESOTA		8			8
MEDEXPRESS URGENT CARE MONACA		8			8
CONSULATE HEALTH CARE		7	1	13%	8
CIAN DIAGNOSTICS			8	100%	8
GOLISANO CHILDREN'S HOSPITAL OF SOUTHWEST FLORIDA		6	2	25%	8
MEDEXPRESS URGENT CARE, BUTLER		5	3	38%	8
VETERANS AFFAIRS MEDICAL CENTER - OUTPATIENT			8	100%	8
WATERFORD AT CREEKSIDE, THE			8	100%	8
DORAL URGENT CARE			8	100%	8
PUTNAM COUNTY EMERGENCY RESCUE SERVICE		5	3	38%	8
LANE PEDIATRICS PA			8	100%	8
FLORIDA HOSPITAL KISSIMMEE		4	3	43%	7
Rosewood Healthcare and Rehabilitation Center		5	2	29%	7
BAYCARE MEDICAL GROUP		1	6	86%	7
ACCESS HOME HEALTH OF FLORIDA LLC		7			7
COMMUNITY MEDICAL AND DENTAL CARE INC		7			7
LAWTON CHILES HEALTH CENTER		1	6	86%	7
SOUTH COM HEALTH CLINIC, DEPT. OF THE ARMY		7			7
ADVANCED RESEARCH FOR HEALTH IMPROVEMENT		5	2	29%	7
ST VINCENT'S CHILTON		5	2	29%	7
CARESOUTH HHA HOLDINGS OF TALLAHASSEE LLC		7			7
ST VINCENT'S ST CLAIR		4	3	43%	7
KEYSTONE PLACE AT NAPLES PRESERVE		4	3	43%	7
VERMONT DEPARTMENT OF HEALTH		1	6	86%	7
MINUTECLINIC, LLC, DBA MINUTECLINIC #6106		5	2	29%	7
SEA LEVEL LABS			7	100%	7

COVID-19: testing by laboratory

Data through Feb 1, 2021 verified as of Feb 2, 2021 at 09:25 AM

Data in this report are provisional and subject to change.

The numbers in the table below represent the number of Florida and non-Florida residents for whom test results were received by the Department of Health. A person can be tested by more than one laboratory and can have both positive and negative results. **Therefore, the sum of the numbers in each column will be larger than the total number of people tested.**

Reporting lab	Inconclusive	Negative	Positive	Percent positive	Total
HOLY GARDEN ALF, INC.		7			7
MULBERRY CARE CENTER		4	3	43%	7
Grand Villa of Clearwater		5	2	29%	7
NEW YORK PRESBYTERIAN - LOWER MANHATTAN		7			7
INSPIRED LIVING AT PALM BAY		7			7
QUE		4	3	43%	7
BERRYHILL MANOR		7			7
MEDEXPRESS URGENT CARE-DUBOIS		7			7
MEDEXPRESS URGENT CARE - BEECH GROVE		6	1	14%	7
CVS MINUTE CLINIC DIAGNOSTIC OF VIRGINIA		7			7
HEALTH NETWORK LABORATORIES		6	1	14%	7
CORAL LANDING ASSISTED LIVING		5	2	29%	7
MEDEXPRESS URGENT CARE, JOHNSTOWN		6	1	14%	7
ABBAY MANOR RETIREMENT RESIDENCE INC		7			7
WYOMING COUNTY COMMUNITY HOSPITAL LABORATORY		7			7
CITRUS CARE CLINIC			7	100%	7
PBC FOUND CARE INC			7	100%	7
Thermopolis Rehabilitation Wellness		7			7
CVS MINUTE CLINIC DIAGNOSTIC OF TEXAS,LLC		5	2	29%	7
MAGNOLIA DIAGNOSTICS, LLC		3	4	57%	7
ST VINCENT'S URGENT CARE		6	1	14%	7
TRUE HEALTH DIAGNOSTICS		1	6	86%	7
TRUE HEALTH		5	2	29%	7
ROSEMONT GARDENS INC		7			7
SONORA QUEST LABORATORIES			7	100%	7
MINUTECLINIC DIAGNOSTIC OF NORTH		7			7
VITAS HEALTHCARE CORPORATION OF FL			7	100%	7
DIAGNOSTIC CLINIC		6	1	14%	7
NORTHSIDE HOSPITAL		2	5	71%	7
IGENEX INC		7			7
IRL MARKET LAB			7	100%	7
HEALTH CARE LABORATORY SERVICES		1	6	86%	7
MADISON COUNTY HEALTH DEPARTMENT		5	2	29%	7
UF HEALTH			7	100%	7
MIDNIGHT MEDICINE			7	100%	7
MONTEFIORE NYACK HOSPITAL AFFILIATED LABORATORY		7			7
MEDICINE AT LONGWOOD		7			7
BROOKDALE LAKE ORIENTA			7	100%	7
Ocoee Health Care Center		7			7
FLORIDA DIGESTIVE AND LIVER SPECIALIST		7			7
UNIVERSITY OF WASHINGTON MEDICAL CENTER			7	100%	7
PASSPORT HEALTH			7	100%	7
EMBRY-RIDDLE AERONAUTICAL UNIVERSITY HEALTH			7	100%	7
HEARTLAND PEDIATRICS OF LAKE PLACID			7	100%	7
MED TECH SERVICES OF PALM BEACH INC		7			7
SCHOOL OF PHARMACY AND PHARMACEUTICAL		7			7
FLORIDA CENTER FOR DERMATOLOGY LABORATORY			7	100%	7

COVID-19: testing by laboratory

Data through Feb 1, 2021 verified as of Feb 2, 2021 at 09:25 AM

Data in this report are provisional and subject to change.

The numbers in the table below represent the number of Florida and non-Florida residents for whom test results were received by the Department of Health. A person can be tested by more than one laboratory and can have both positive and negative results. **Therefore, the sum of the numbers in each column will be larger than the total number of people tested.**

Reporting lab	Inconclusive	Negative	Positive	Percent positive	Total
BRADENTON PHYSICIANS MEDICAL CENTER			7	100%	7
MIAMI COMPREHENSIVE MEDICINE GROUP PA		4	3	43%	7
ORLANDO MEDICAL CENTER PL			7	100%	7
ALLEGRO - TAMPA	1	4	2	29%	7
SOUTH FLORIDA ENT ASSOCIATES, INC			7	100%	7
NEWPATH DIAGNOSTICS		4	3	43%	7
MERCY HEALTH—MUSKEGON		6	1	14%	7
OKLAHOMA STATE DEPARTMENT OF HEALTH-PUBLIC HEALTH LABORATORY			7	100%	7
WILDLIGHT LAB			7	100%	7
Grand Villa of Dunedin		1	6	86%	7
DEBARY HEALTH AND REHABILITATION CENTER		6	1	14%	7
MIAMI BEACH MEDICAL GROUP			7	100%	7
MEDEXPRESS URGENT CARE - FAYETTEVILLE		5	2	29%	7
DYNAMIC HEALTH CENTERS INC		3	4	57%	7
OCALA FAMILY MEDICAL CENTER		7			7
KINDRED HOSPITAL OCALA		5	2	29%	7
MEDEXPRESS ELKINS		7			7
CARENOW URGENT CARE-GREEN HILLS		7			7
HNL LAB MEDICINE		5	2	29%	7
MEDEXPRESS URGENT CARE - MAPLE DRIVE		7			7
MINUTE CLINIC		1	6	86%	7
COMMUNITY HEALTH OF SOUTH FLORIDA			7	100%	7
FLORIDA MEDICAL CL ODOM TPA		4	3	43%	7
CARENOW URGENT CARE-MADISON		7			7
BAYFRONT MEDICAL			7	100%	7
A LILIKO'I PHARMACY LLC		7			7
MORTON PLANT NORTH BAY HOSPITAL			7	100%	7
KANSAS DEPARTMENT OF HEALTH		2	5	71%	7
ILLINOIS DEPARTMENT OF PUBLIC HEALTH			7	100%	7
LYNMOORE,THE		7			7
ADVANCED URGENT CARE CENTER			7	100%	7
Parkside Villa		7			7
RIVER OAKS TREATMENT CENTER			7	100%	7
VIERA FAMILY MEDICINE AND WELLNESS		4	3	43%	7
BAPTIST PEDIATRICS		6	1	14%	7
KEY TRAINING CENTER			7	100%	7
JACKSON CLINIC PA,THE		3	4	57%	7
PEDIATRICS OF CENTRAL FLORIDA		5	2	29%	7
CVS PHARMACY #8800		5	2	29%	7
PENINSULA CARE AND REHABILITATION CENTER			7	100%	7
DOCTOR'S IN-HOUSE LAB/COMMUNITY HEALTH CENTERS OF PINELLAS –PINELLAS P			7	100%	7
MINUTECLINIC, LLC #4230		6	1	14%	7
Floral Health and Rehabilitation, LLC		7			7
NORTON HEALTHCARE			7	100%	7
PALM POINT BEHAVIORAL HEALTH		7			7
ECLRS		2	5	71%	7
ST JOSEPHS CHILDRENS OUTREACH			7	100%	7

COVID-19: testing by laboratory

Data through Feb 1, 2021 verified as of Feb 2, 2021 at 09:25 AM

Data in this report are provisional and subject to change.

The numbers in the table below represent the number of Florida and non-Florida residents for whom test results were received by the Department of Health. A person can be tested by more than one laboratory and can have both positive and negative results. **Therefore, the sum of the numbers in each column will be larger than the total number of people tested.**

Reporting lab	Inconclusive	Negative	Positive	Percent positive	Total
KENDALL REGIONAL MEDICAL CNTR			7	100%	7
SOUTHEASTERN PEDIATRIC ASSOCIATES			7	100%	7
MEDEXPRESS URGENT CARE - HOT SPRINGS		7			7
LEE COUNTY HEALTH DEPARTMENT		4	3	43%	7
LAB UNKNOWN		6	1	14%	7
FLORIDA STATE HOSPITAL CLINICAL LABORATORY		7			7
MEDLABS DIAGNOSTICS		7			7
NOVANT HEALTH INPATIENT CARE		2	5	71%	7
FLORIDA CANCER SPECIALISTS & RESEARCH INSTITUTE		6	1	14%	7
SOMA MEDICAL CENTER MD PA #7 PEDIATRICS			7	100%	7
BELLE GLADES HEALTH CLINIC			7	100%	7
FLORIDA DEPARTMENT OF HEALTH WASHINGTON COUNTY		3	4	57%	7
GENTRY PARK ORLANDO ASSISTED LIVING		6	1	14%	7
DOCTORS CLINICAL LABORATORY, INC		5	2	29%	7
MINUTECLINIC DIAGNOSTIC OF TN PC #386		7			7
CVS MINUTE CLINIC DIAGNOSTIC		6	1	14%	7
JUPITER ISLAND PUBLIC SAFETY		5	2	29%	7
FHMG_FM AND IM AVALON PARK		2	5	71%	7
DALLAS COUNTY HEALTH AND HUMAN SERVICES			7	100%	7
OPTUM SILVER LAKES			7	100%	7
SUPERIOR RESIDENCES AT CALA HILLS		7			7
LEPE'S HOUSE			7	100%	7
MINUTECLINIC DIAGNOSTIC OF OKLAHOMA		5	2	29%	7
AVON PARK PEDIATRICS			7	100%	7
PRESBYTERIAN HOME		6			6
PENSACOLA PEDIATRICS MILTON			6	100%	6
EL PARAISO HOME INC		6			6
GRAND VILLA OF ENGLEWOOD		2	4	67%	6
CARE ATC - CITY OF BOYNTON BEACH		2	4	67%	6
FHPG_EXP CARE W HILLSBOROUGH			6	100%	6
ST. CLOUD PHARMACY AND WELLNESS CENTER		3	3	50%	6
TIMBER CREEK PEDIATRICS		6			6
Northwell Lab		2	4	67%	6
GLEN FALLS HOSPITAL DEPARTMENT OF PATHOLOGY		6			6
THE WINDSOR OF OCALA		2	4	67%	6
ATMORE NURSING CENTER		5	1	17%	6
MINUTECLINIC, LLC, #4160		3	3	50%	6
NORTH FLORIDA PEDIATRICS JASPER			6	100%	6
PUBLIC HEALTH LAB		6			6
AVANTE AT ORMOND BEACH INC			6	100%	6
CARENOW URGENT CARE-DONELSON		4	2	33%	6
CAREWELL 301 - WARWICK			6	100%	6
CVS MINUTE CLINIC DIAGNOSTIC OF TN #6044		6			6
SENIOR LIVING IV SUN CITY LLC		5	1	17%	6
BETH ISRAEL DEACONESS MEDICAL CENTER			6	100%	6
OSWEGO HOSPITAL LABORATORY		6			6
MEDICAL CENTER AT OCEAN REEF		1	5	83%	6

COVID-19: testing by laboratory

Data through Feb 1, 2021 verified as of Feb 2, 2021 at 09:25 AM

Data in this report are provisional and subject to change.

The numbers in the table below represent the number of Florida and non-Florida residents for whom test results were received by the Department of Health. A person can be tested by more than one laboratory and can have both positive and negative results. **Therefore, the sum of the numbers in each column will be larger than the total number of people tested.**

Reporting lab	Inconclusive	Negative	Positive	Percent positive	Total
PENN MEDICINE PRINCETON MEDICAL CENTER		6			6
MEDEXPRESS URGENT CARE-PETERS TWP		5	1	17%	6
AMERICAN HOUSE FORT MYERS		6			6
MINUTECLINIC DIAGNOSTIC OF ILLINOIS LL		6			6
MEDEXPRESS URGENT CARE - SWANSEA, N ILLINOIS ST		5	1	17%	6
ETHOS LABORATORIES		6			6
RIVER CITY PRIMARY AND URGENT CARE			6	100%	6
AARK LABORATORY		6			6
TEXAS MEDCLINIC			6	100%	6
ST LUKES ROOSEVELT LABORATORY		6			6
MINUTECLINIC, LLC #244		5	1	17%	6
COLLIER HMA PHYSICIAN MANAGEMENT, LLC			6	100%	6
PEDIATRICS URGENT CARE, LLC			6	100%	6
BROWARD TRANSITIONAL CENTER			6	100%	6
STPET		4	2	33%	6
FIRST COAST CARDIOVASCULAR INSTITUTE PA			6	100%	6
CVS NC2357POCT HUNTERSVILLE		5	1	17%	6
CITYMD		1	5	83%	6
VITAS HEALTH INC			6	100%	6
MEDEXPRESS URGENT CARE - STAUNTON		2	4	67%	6
KIMBERLY J HENDERSON MD PC		5	1	17%	6
MINUTECLINIC DIAGNOSTIC OF NEW JERSEY, LLC # 7069		6			6
MINUTECLINIC DIAGNOSTICS OF IND, LLC		6			6
NORTHDALE REHABILITATION CENTER			6	100%	6
ENIGMA DIAGNOSTIC, INC.			6	100%	6
RICH STREET GROUP HOME			6	100%	6
CRESTWOOD MEDICAL CENTER		4	2	33%	6
MINUTECLINIC DIAGNOSTIC OF TEXAS		5	1	17%	6
LOUISIANA DEPT OF HEALTH			6	100%	6
URGENT CARE OF NEW YORK		6			6
NORTHERN DUTCHESS HOSPITAL LABORATORY		5	1	17%	6
CITIZENS BAPTIST MEDICAL CENTERS LAB		5	1	17%	6
PARTNERS PHARMACY OF FLORIDA LLC		6			6
AMERICAN EAGLE LEESBURG AL LLC DBA VISTA LAKE			6	100%	6
MIAMI RESCUE MISSION CLINIC INC			6	100%	6
PR HEALTH		1	5	83%	6
MEDI STATION			6	100%	6
CURATIVE CARE CENTER INC		1	5	83%	6
PANCARE HEALTH - HOSFORD SCHOOL			6	100%	6
OCEAN REEF MEDICAL CENTER, LLC			6	100%	6
CVS MO8590POCT KANSAS CITY		2	4	67%	6
MERCY COLLEGE HEALTH OFFICE		6			6
FLORIDA SCHOOL FOR THE DEAF AND THE BLIND			6	100%	6
WATAUGA MEDICAL CENTER		4	2	33%	6
FLORIDA HOSPITAL APOPKA		5	1	17%	6
SOUTHEASTERN DERMATOLOGY GROUP PA		5	1	17%	6
MINUTECLINIC DIAGNOSTIC OF GEORGIA, LL		5	1	17%	6

COVID-19: testing by laboratory

Data through Feb 1, 2021 verified as of Feb 2, 2021 at 09:25 AM

Data in this report are provisional and subject to change.

The numbers in the table below represent the number of Florida and non-Florida residents for whom test results were received by the Department of Health. A person can be tested by more than one laboratory and can have both positive and negative results. **Therefore, the sum of the numbers in each column will be larger than the total number of people tested.**

Reporting lab	Inconclusive	Negative	Positive	Percent positive	Total
FAMILY MEDICINE MEDICAL DRIVE		6			6
UNILAB		2	4	67%	6
PARRISH HEALTH CENTER		5	1	17%	6
COLUMBIA MEMORIAL HOSPITAL		6			6
MEDEXPRESS URGENT CARE-PITTSFIELD		6			6
VIBRANT AMERICA		4	2	33%	6
MEDEXPRESS URGENT CARE - MIDLOTHIAN		6			6
ST JOSEPH WOMENS HOSPITAL			6	100%	6
Fouraker Hills Rehab and Nursing			6	100%	6
FLORIDA WOMAN CARE LABORATORY			6	100%	6
MINUTECLINIC DIAGNOSTIC OF PA, LLC (1036)		5	1	17%	6
BROWARD COUNTY HEALTH DEPT.			6	100%	6
CAPRONA GROUP HOME			6	100%	6
QUICK CARE MED WALK IN AND URGENT CARE			6	100%	6
JERSEY SHORE MEDICAL CENTER		6			6
THE PALMS REHABILITATION AND HEALTHCARE CENTER		5	1	17%	6
GRACE WELLNESS CENTER LLC		5	1	17%	6
PALMETTO HEALTH ALLIANCE		3	3	50%	6
UNILAB OF DADE INC			6	100%	6
CAPE CORAL URGENT CARE		3	3	50%	6
MIAMI BEACH COMMUNITY HEALTH CENTER INC			6	100%	6
JOHNS HOPKINS ALL CHILDRENS			6	100%	6
EXPRESS CARE OF TAMPA BAY LLC		2	4	67%	6
CARENOW URGENT CARE-SOUTHLAKE			6	100%	6
MINUTECLINIC DIAGNOSTIC OF TN PC #5671		3	3	50%	6
BAYCARE ALLIANT HOSPITAL			6	100%	6
BROOKDALE CLERMONT			6	100%	6
MINUTE-CLINIC DIAGNOSTIC OF VIRGINIA		5	1	17%	6
MEDEXPRESS URGENT CARE - MT LEBANON		4	2	33%	6
UT MEMPHIS UNIVERSITY HEALTH SERVICES			6	100%	6
BOCA BIOLISTICS LLC			6	100%	6
PROHEALTH MED		1	5	83%	6
Conway Lakes Health and Rehabilitation Center		6			6
CONCENTRA			6	100%	6
MINUTECLINIC DIAGNOSTIC OF RHODE ISLAND		4	2	33%	6
PATHGROUP LABS, LLC		4	2	33%	6
ADVENT HEALTH APOPKA		2	4	67%	6
CHILDREN'S HOSPITAL OF PHILADELPHIA		5	1	17%	6
WIREGRASS MEDICAL CENTER			6	100%	6
DR PHILLIPS MEDICAL WELLNESS CENTER		6			6
THE VILLAGES REGIONAL HOSPITAL FREESTANDING		3	3	50%	6
MINUTECLINIC MINUTECLINIC #8505		4	2	33%	6
PALM HARBOR DERMATOLOGY		4	2	33%	6
MC DIAGNOSTIC OF CONNECTICUT , PC # 3		4	2	33%	6
XPRESS URGENT CARE LLC		6			6
DOH JACKSONVILLE CENTRAL LABORATORY		3	3	50%	6
LONGWOOD PEDIATRICS LLC			6	100%	6

COVID-19: testing by laboratory

Data through Feb 1, 2021 verified as of Feb 2, 2021 at 09:25 AM

Data in this report are provisional and subject to change.

The numbers in the table below represent the number of Florida and non-Florida residents for whom test results were received by the Department of Health. A person can be tested by more than one laboratory and can have both positive and negative results. **Therefore, the sum of the numbers in each column will be larger than the total number of people tested.**

Reporting lab	Inconclusive	Negative	Positive	Percent positive	Total
CVS MINUTE CLINIC DIAGNOSTIC MED GRP OF SAN		4	2	33%	6
MEDEXPRESS URGENT CARE - ELM GROVE		5	1	17%	6
MINUTECLINIC DIAGNOSTIC OF SC, LLC #2		5	1	17%	6
TERRACINA LLC		1	5	83%	6
BOCA VIPEDIATRICS			6	100%	6
MEDEXPRESS URGENT CARE - BATTLE CREEK		4	2	33%	6
GRACE REHABILITATION CENTER OF VERO BEACH		4	2	33%	6
CLEARWATER PEDIATRIC CARE		1	5	83%	6
NORTHEAST ALABAMA REGIONAL MEDICAL CENTER		3	3	50%	6
MINUTECLINIC DIAGNOSTIC OF TN PC #242		4	2	33%	6
SAINT PETER'S UNIVERSITY HOSPITAL		6			6
ADVENTHEALTH MEDICAL GROUP MULTISPECIALTY			6	100%	6
MEDEXPRESS URGENT CARE - RICHMOND, NINE MILE RD		5	1	17%	6
CAPITAL HEALTH PLAN LABORATORIES			6	100%	6
TAMPA URGENT CARE			6	100%	6
THE CLINIC PREMISE HEALTH			6	100%	6
LUMADOC HEALTH		4	2	33%	6
SIMEDHEALTH LLC		2	4	67%	6
MINUTECLINIC INCORPORATE, LLC		4	2	33%	6
MINUTECLINIC, LLC #05038		6			6
FRUITVILLE URGENT CARE			6	100%	6
ELLIS HOSPITAL LABORATORY		6			6
PHASE2 LABS	1	3	2	33%	6
CVS MINUTE CLINIC DIAGNOSTIC OF NEW JERSEY		6			6
TAMIAMI LAB MILLENIUM			6	100%	6
WESTPAC LABS INC			6	100%	6
CVS NC3516POCT WINSTON SALEM		6			6
LAKE CONWAY URGENT CARE LLC		2	4	67%	6
MINUTECLINIC DIAGNOSTIC OF NORTH CAROLINA, PC		5	1	17%	6
MC DIAGNOSTIC OF CONNECTICUT PC #459		6			6
ASCENSION ST VINCENT'S CLAY COUNTY			6	100%	6
ARLINGTON OF NAPLES		6			6
MANATEE PEDIATRICS			6	100%	6
SUFFRIDGE DRIVE GROUP HOME		6			6
YAZJI PEDIATRIC CARE LLC DBA TUKA PEDIATRICS			6	100%	6
NOT INDICATED		1	5	83%	6
Florida Clinical Laboratory		1	5	83%	6
Nashville Central Laboratory		6			6
FLORIDA MEDICAL SPECIALISTS		2	4	67%	6
MINUTECLINIC, LLC, MINUTECLINIC #7637		4	2	33%	6
ORLANDO FAMILY MEDICAL INC		6			6
DELIVER MY MEDS CORP		6			6
URGENT TEAM - MUSCLE SHOALS		6			6
OPTUM PRIMARY CARE - FOUNTAIN OAKS		2	4	67%	6
CAMELLIA AT DEERWOOD		2	4	67%	6
INTERNAL MEDICINE LIPID AND WELNNESS PRACTICE			6	100%	6
GENETIC TECHNOLOGICAL INNOVATIONS			6	100%	6

COVID-19: testing by laboratory

Data through Feb 1, 2021 verified as of Feb 2, 2021 at 09:25 AM

Data in this report are provisional and subject to change.

The numbers in the table below represent the number of Florida and non-Florida residents for whom test results were received by the Department of Health. A person can be tested by more than one laboratory and can have both positive and negative results. **Therefore, the sum of the numbers in each column will be larger than the total number of people tested.**

Reporting lab	Inconclusive	Negative	Positive	Percent positive	Total
MCR HEALTH LAWTON CHILES ADMINISTRATION STE A		1	4	80%	5
WOODHULL MEDICAL AND MENTAL HEALTH CTR		5			5
MEDEXPRESS URGENT CARE - STATE COLLEGE		4	1	20%	5
Enterprise Health and Rehabilitation Center		5			5
VICTORIAN MANOR			5	100%	5
NORTH PINELLAS CHILDRENS MEDICAL CENTER INC			5	100%	5
CYPRESS CREEK MEDICAL CENTER			5	100%	5
MEDEXPRESS URGENT CARE - IRVING		5			5
ALL CHILDREN'S HOSPITAL DEPT OF GENERAL PEDIATRICS			5	100%	5
CDRX INFUSION			5	100%	5
NORTH DADE NURSING AND REHABILITATION CENTER			5	100%	5
MD NOW MEDICAL CENTER INC			5	100%	5
INTERNAL MEDICINE & PRIMARY CARE ASSOCIATES, PLC			5	100%	5
GULF COAST VETERANS HCS PANAMA CITY OPC		5			5
AHF PUBLIC HEALTH LABORATORY			5	100%	5
MINUTECLINIC LLC (1435)		5			5
DR. PHILLIPS MEDICAL WELLNESS CENTER		3	2	40%	5
MIAMI CANCER INSTITUTE			5	100%	5
LAKE MARY HEALTH AND REHABILITATION CENTER		1	4	80%	5
HOLLY HILL HOME INFUSION SERVICE		5			5
LEXINGTON PLACE SENIOR LIVING COMMUNITY		5			5
MEDEXPRESS URGENT CARE - TARENTUM		5			5
WALK-IN MEDICAL CARE			5	100%	5
MINUTECLINIC, LLC #03965		5			5
PANCARE HEALTH - KATE SMITH ELEMENTARY		1	4	80%	5
VAIL VALLEY MEDICAL CENTER			5	100%	5
MEDEXPRESS URGENT CARE - HUNTINGTON WE		5			5
PM PEDIATRICS OF SELDEN		3	2	40%	5
Avalon Healthcare and Rehabilitation Center			5	100%	5
CARL R DARNALL ARMY MEDICAL CENTER			5	100%	5
WESTMINSTER SHORES			5	100%	5
NOVANT HEALTH UVA		2	3	60%	5
DIXIE COUNTY EMERGENCY SERVICES			5	100%	5
NORTH FLORIDA MEDICAL CENTERS INC		1	4	80%	5
PHYSICIANS REGIONAL MEDICAL CTR - COLLIER BLVD			5	100%	5
SUTTER TRACY COMMUNITY HOSPITAL			5	100%	5
LABCORP UNSPECIFIED		5			5
ANYLABTEST NOW			5	100%	5
URGENT CARE COASTAL GA			5	100%	5
WHITE WILSON MEDICAL CENTER - FWB		1	4	80%	5
DOCTORS EXPRESS OF ST PETERSBURG			5	100%	5
AUGUSTA HEALTH			5	100%	5
OMNICARE PHARMACY OFTEXAS 1, LP DBA OMNICARE		5			5
PRECISION LABS LLC		2	3	60%	5
MINUTE CLINIC DIAGNOSTIC OF MICHIGAN PC		5			5
MEDEXPRESS URGENT CARE PORT HURON		4	1	20%	5
Kennedy University Hospital		5			5

COVID-19: testing by laboratory

Data through Feb 1, 2021 verified as of Feb 2, 2021 at 09:25 AM

Data in this report are provisional and subject to change.

The numbers in the table below represent the number of Florida and non-Florida residents for whom test results were received by the Department of Health. A person can be tested by more than one laboratory and can have both positive and negative results. **Therefore, the sum of the numbers in each column will be larger than the total number of people tested.**

Reporting lab	Inconclusive	Negative	Positive	Percent positive	Total
CVS CA9165POCT SAN DIEGO		5			5
UT SOUTHWESTERN MEDICAL CENTER			5	100%	5
CVA MINUTE CLINIC DIAGNOSTIC OF VIRGINIA, LLC		5			5
MINUTE-CLINIC DIAGNOSTIC OF VIRGINIA, LLC #794		5			5
MINUTECLINIC DIAGNOSTIC OF ILLINOIS		4	1	20%	5
ST CLOUD COMPOUNDING PHARMACY & WELLNESS CENTER		5			5
UW MEDICINE VIROLOGY LAB			5	100%	5
GRAND VILLA OF PINELLAS PARK		4	1	20%	5
MINUTE-CLINIC DIAGNOSTIC OF VIRGINIA, LLC #2003		4	1	20%	5
BAYSHORE LABORATORY		4	1	20%	5
MINUTE CLINIC, LLC #1434		5			5
THE UNIVERSITY OF VERMONT MEDICAL CENTER		4	1	20%	5
DOCS URGENT CARE		1	4	80%	5
FINLAY		1	4	80%	5
CVS SC7556POCT WEST COLUMBIA		5			5
SHEEPSHEAD BAY URGENT CARE		5			5
MINUTECLINIC DIAGNOSTIC OF TN PC #442		4	1	20%	5
AVALON MEDICAL WALK IN CLINIC			5	100%	5
MEDEXPRESS URGENT CARE - WILLIAMSPORT		4	1	20%	5
MINUTECLINIC MINUTECLINIC #4977		3	2	40%	5
WINDSOR WOODS REHAB & HEALTHCARE CTR		4	1	20%	5
BRIDGE DIAGNOSTICS			5	100%	5
PREMIER FAMILY HEALTH PA			5	100%	5
PATIENT FIRST - LEESBURG			5	100%	5
MEDEXPRESS URGENT CARE - BECKLEY CROSS		4	1	20%	5
ATLANTIC COMMUNITY HIGH SCHOOL		4	1	20%	5
INNOVATIVE COVID-DIVERSEY			5	100%	5
RAYMOND BASRI MD		5			5
FLAGLER HEALTH SERVICES INC			5	100%	5
BAYSHORE POINTE NURSING AND REHAB CENTER			5	100%	5
COOPER HOSPITAL/UNIVERSITY MEDICAL		5			5
WEST PACIFIC MEDICAL LABORATORY			5	100%	5
PENSACOLA PEDIATRICS PA - TIGER POINT			5	100%	5
LABS PLUS LLC		5			5
AMERICAN MEDICAL RESPONSE - DENVER		2	3	60%	5
RELIANT IMMUNE DIAGNOSTICS			5	100%	5
MINUTECLINIC, LLC #1586		3	2	40%	5
BAPTIST HEALTH - TOWN CENTER			5	100%	5
WHEELER LABORATORY		4	1	20%	5
HAVEN HOSPICE IN CHIEFLAND			5	100%	5
LAKE NONA PEDIATRICS IN ASSOCIATION WITH NEMOURS		5			5
HEALTH AND WELLNESS CENTER			5	100%	5
OCCUPATIONAL HEALTH CENTERS OF THE SOUTHWEST PA		4	1	20%	5
INDIAN RIVER PRIMARY CARE PA		5			5
INFECTION CONTROL/ EMPHEALTH		3	2	40%	5
GUTHRIE MEDICAL GROUP LABORATORIES		5			5
GRAND VILLA OF ORMOND BEACH		3	2	40%	5

COVID-19: testing by laboratory

Data through Feb 1, 2021 verified as of Feb 2, 2021 at 09:25 AM

Data in this report are provisional and subject to change.

The numbers in the table below represent the number of Florida and non-Florida residents for whom test results were received by the Department of Health. A person can be tested by more than one laboratory and can have both positive and negative results. **Therefore, the sum of the numbers in each column will be larger than the total number of people tested.**

Reporting lab	Inconclusive	Negative	Positive	Percent positive	Total
CVS MINUTE CLINIC DIAG OF IND LLC #5206		4	1	20%	5
RIO PINAR HEALTH CARE			5	100%	5
PM PEDIATRICS OF BAYSIDE PLLC		5			5
URGENT MED INC		3	2	40%	5
KETTERING HEALTH			5	100%	5
COLUMBIA MEMORIAL HOSPITAL LABORATORY		5			5
PEDIATRIC URGENT HEALTH CARE			5	100%	5
FLORIDA HOSPITAL LAKE MARY		5			5
GRAND VILLA OF NEW PORT RICHEY		2	3	60%	5
LAKE COUNTY DETENTION CENTER		3	2	40%	5
MINUTECLINIC DIAGNOSTIC OF NEW JERSEY,		5			5
APOLLO GARDENS RETIREMENT RESIDENCE CARE		5			5
COPELAND MEDICAL CLINIC		3	2	40%	5
SANFORD PEDIATRIC ASSOCIATES, PA		3	2	40%	5
JOHN T MATHER MEMORIAL HOSPITAL LABORATORY		5			5
EGL GENETICS DIAGNOSTICS			5	100%	5
HENDRY REGIONAL CONVENIENT CARE CENTER			5	100%	5
CAREHERE LCS- EUSTIS			5	100%	5
BROWNE MEDICAL LLC		3	2	40%	5
EAST BANK HOSPITAL - UNIVERSITY OF MINNESOTA MEDICAL CENTER			5	100%	5
MEDEXPRESS URGENT CARE-NESHANNOCK TWP		4	1	20%	5
DICKSON MEDICAL ASSOCIATES PC PATH LAB		4	1	20%	5
KEYSTONE REHABILITATION AND HEALTH CENTER		1	4	80%	5
MINUTECLINIC DIAGNOSTIC OF PENNSYLVANIA, LLD #1545		5			5
SOUTHERN OCEAN MEDICAL CENTER		5			5
PEDIATRICS OF CENTRAL FLORIDA – POINCIANA		3	2	40%	5
CENTREX CLINICAL LABS INC		5			5
MINUTE CLINIC DIAGNOSTIC OF NORTH CAROLINA		5			5
HUNTERS CREEK PEDIATRICS		5			5
MEDICAL CENTER OF BLOUNTSTOWN			5	100%	5
UNIVERSITY OF CHICAGO MEDICAL CENTER LAB			5	100%	5
MARSHALL MEDICAL CENTER SOUTH LAB		4	1	20%	5
A & R RESEARCH GROUP			5	100%	5
LIVING WATERS MEDICAL CENTER			5	100%	5
ELITE MD GROUP INC		1	4	80%	5
FAMILY CARE MEDICAL CENTER			5	100%	5
APEX HOME HEALTH CARE		4	1	20%	5
EASTCHESTER PEDIATRIC MEDICAL GROUP		5			5
MINUTE CLINIC LLC #5706		4	1	20%	5
FLORIDA DEPARTMENT OF HEALTH - INVERNESS		3	2	40%	5
UHEALTH UNIVERSITY OF MIAMI			5	100%	5
ST JOHNS BIOMEDICAL LAB		5			5
METROPOLITAN CHARITIES INC		4	1	20%	5
OCCMED SOLUTIONS		2	3	60%	5
NORTHSIDE HOSPITAL ATLANTA		3	2	40%	5
DEPARTMENT OF HEALTH AND HUMAN SERVICES LANSING			5	100%	5
JOE DIMAGGIO CHILDREN'S HOSPITAL		1	4	80%	5

COVID-19: testing by laboratory

Data through Feb 1, 2021 verified as of Feb 2, 2021 at 09:25 AM

Data in this report are provisional and subject to change.

The numbers in the table below represent the number of Florida and non-Florida residents for whom test results were received by the Department of Health. A person can be tested by more than one laboratory and can have both positive and negative results. **Therefore, the sum of the numbers in each column will be larger than the total number of people tested.**

Reporting lab	Inconclusive	Negative	Positive	Percent positive	Total
COVID RAPID LABS			5	100%	5
JUPITER ISLAND MEDICAL CLINIC INC		5			5
Life Care Center of Estero			5	100%	5
MOUNT SINAI BROOKLYN LABORATORY		4	1	20%	5
PUTNAM HOSPITAL CENTER LABORATORY		5			5
HAWTHORNE INN OF LAKE LAND		5			5
WAKEMED		1	4	80%	5
NORTH SHORE HEMATOLOGY-ONCOLOGY ASSOCIATES, PC		5			5
MEDEXPRESS URGENT CARE MORGANTOWN		5			5
LONG ISLAND JEWISH FOREST HILLS HOSPITAL		5			5
MEDEXPRESS URGENT CARE-MUNCIE		5			5
COLLIER PHARMACY		2	3	60%	5
BOROPARK URGENT CARE		4	1	20%	5
EP LTC PHARMACY		4	1	20%	5
FLORIDA CLINICAL LABORATORY - BIOREFERENCE LABORATORIES		2	3	60%	5
BETHESDA COMMUNITY HEALTH CENTER			5	100%	5
MANATEE COUNTY JAIL		4	1	20%	5
BROOKDALE NEW PORT RICHEY			5	100%	5
ALPHADERA LABS, LLC			5	100%	5
URGENT CARE OF LONGWOOD			5	100%	5
OPTUMCARE FLORIDA, LLC		3	2	40%	5
BLOOMINGDALE PEDIATRIC ASSOCIATES PA			5	100%	5
ACCENTCARE		5			5
KENILWORTH CARE & REHABILITATION CENTER			5	100%	5
CVS TN5601POCT LENOIR CITY		5			5
ADVENTHEALTH CAR CENTER APOPKA			5	100%	5
LEE MEMORIAL HEALTH SYSTEM		2	3	60%	5
BEACH HOUSE		5			5
DOTHAN WEST FAMILY MEDICINE		3	2	40%	5
MAXHEALTH		4	1	20%	5
MINUTE CLINIC LLC #2775		5			5
RIVERVIEW ALF OPERATOR LLC			5	100%	5
MINUTECLINIC DIAG OF IND LLC #6998		4	1	20%	5
URGENT TEAM - HUNTSVILLE		4	1	20%	5
LAKEVIEW TERRACE HOME HEALTH SERVICES LLC			5	100%	5
TULLAHOMA HMA, LLC		4	1	20%	5
FLORIDA PREMIER MEDICAL CARE PA			5	100%	5
ORLANDO FAMILY PHYSICIANS			5	100%	5
FORSYTH HOUSE			5	100%	5
UNIVERSITY OF MIAMI MILLER SCHOOL OF MEDICINE			5	100%	5
PRECISION DIAGNOSTICS INC - NJ		5			5
ADULT MEDICINE OF LAKE COUNTY INC			5	100%	5
MC DIAGNOSTIC OF CONNECTICUT, PC #1966		5			5
DOTHAN PEDIATRIC CLINIC			5	100%	5
TANNER MEDICAL CENTER EAST AL		5			5
CONCENTRA URGENT CARE		1	4	80%	5
HILLSBOROUGH COUNTY HEALTH DEPARTMENT			5	100%	5

COVID-19: testing by laboratory

Data through Feb 1, 2021 verified as of Feb 2, 2021 at 09:25 AM

Data in this report are provisional and subject to change.

The numbers in the table below represent the number of Florida and non-Florida residents for whom test results were received by the Department of Health. A person can be tested by more than one laboratory and can have both positive and negative results. **Therefore, the sum of the numbers in each column will be larger than the total number of people tested.**

Reporting lab	Inconclusive	Negative	Positive	Percent positive	Total
ST. PETERSBURG PEDIATRICS			5	100%	5
AEL KNOXVILLE			5	100%	5
Lehigh Acres Health and Rehabilitation			5	100%	5
CLEVELAND CLINIC MARTIN HEALTH NURSING & RESTORATIVE		5			5
REHABILITATION CENTER AT JUPITER GARDENS		5			5
UPMC HEALTH SYSTEM		4	1	20%	5
MEDEXPRESS URGENT CARE MURRYSVILLE		3	2	40%	5
MEDEXPRESS URGENT CARE - CLARKSBURG		5			5
NORTHPORT MEDICAL CENTER LAB		5			5
URGENT CARE OF ERWIN		5			5
NIGHT LITE PEDIATRICS CENTER		1	4	80%	5
UCF STUDENT HEALTH SERVICES LABORATORY		2	3	60%	5
QUINTON MEMORIAL HEALTH CARE CENTER		5			5
ST. LUCIE COUNTY HEALTH DEPARTMENT		4	1	20%	5
REMISE OCCUPATIONAL HEALTH SOLUTIONS INC			5	100%	5
BROWNE MEDICAL		5			5
CHAMPLAIN VALLEY PHYSICIANS HOSPITAL		3	2	40%	5
MEDEXPRESS URGENT CARE - GLENDALE		5			5
VENICE GREEN VILLAGE		3	2	40%	5
NELSON BIOLOGICAL			5	100%	5
MINUTE CLINIC DIAGNOSTIC OF SOUTH CAROLINA		4	1	20%	5
XRL SXF REF LAB		5			5
RUSH UNIVERSITY MEDICAL CENTER LABORATORY			5	100%	5
SOUTH FLORIDA FAMILY HEALTH & RESEARCH CTR			5	100%	5
NEW HAMPSHIRE DEPARTMENT OF HEALTH AND HUMAN SERVICES		3	2	40%	5
GREENVILLE MEMORIAL HOSPITAL LAB			5	100%	5
WEEMS MEDICAL CENTERS		2	3	60%	5
Army Residence Community		5			5
ADVANCED URGENT CARE OF MARATHON		1	4	80%	5
FRANCES WARDE MEDICAL LABORATORY		2	3	60%	5
PEDIATRICS OF ALTAMONTE		5			5
VIERA PEDIATRICS		1	4	80%	5
PHYSICIANS FOR CHILDREN			5	100%	5
DANIEL M LIBBY MD PLLC		5			5
COMMONS AT ORLANDO LUTHERAN TOWERS SNF			5	100%	5
FRESENIUS KIDNEY CARE DUNEDIN			5	100%	5
PHYSICIANS URGENT CARE BERRY FARMS		4	1	20%	5
WATERTOWN URGENT CARE PLLC		5			5
GENUS DIAGNOSTICS			4	100%	4
CVS NC4165POCT BREVARD		2	2	50%	4
CVS TX7821POCT LEAGUE CITY		4			4
MINUTECLINIC DIAG OF IND LLC #8651		3	1	25%	4
MINUTE CLINIC INCORPORTE		4			4
URGENT CARE - OCONEE		2	2	50%	4
Heartland of Boynton Beach			4	100%	4
GEORGE E WEEMS MEMORIAL HOSPITAL LAB		3	1	25%	4
MINUTECLINIC, LLC #1796		3	1	25%	4

COVID-19: testing by laboratory

Data through Feb 1, 2021 verified as of Feb 2, 2021 at 09:25 AM

Data in this report are provisional and subject to change.

The numbers in the table below represent the number of Florida and non-Florida residents for whom test results were received by the Department of Health. A person can be tested by more than one laboratory and can have both positive and negative results. **Therefore, the sum of the numbers in each column will be larger than the total number of people tested.**

Reporting lab	Inconclusive	Negative	Positive	Percent positive	Total
MEDEXPRESS - COLLINSVILLE BELT LINE		3	1	25%	4
CAPTAIN JAMES A. LOVELL FEDERAL HEALTHCARE CENTER			4	100%	4
CALIFORNIA DEPARTMENT OF PUBLIC HEALTH			4	100%	4
MEMORIAL HEALTHCARE SYSTEM		1	3	75%	4
PINELLAS PARK FIRE DEPARTMENT		4			4
MEDEXPRESS - NEWARK		4			4
SONIC REFERENCE LABORATORY			4	100%	4
ARCPOINT LABS OF FORT LAUDERDALE, FL CENTRAL		1	3	75%	4
VIDANT MEDICAL CENTER			4	100%	4
OVIDO CHILDRENS HEALTH CENTER LLC		1	3	75%	4
CLINICAL LABORATORIES OF THE BUFFALO		3	1	25%	4
GENEVA GENERAL HOSPITAL LABORATORY		3	1	25%	4
Life Care Center of Orlando			4	100%	4
REFUGE A HEALING PLACE, THE			4	100%	4
MINUTECLINIC DIAGNOSTIC OF OHIO #7790		2	2	50%	4
DISCOVERY VILLAGE AT DEERWOOD			4	100%	4
MINUTE CLINIC OF KANSAS PA		1	3	75%	4
LONG ISLAND UNIVERSITY - POST CAMPUS		4			4
THE DOCTORS CENTER HEALTHCARE-SOUTHSIDE		1	3	75%	4
PHYSICIANS IMMEDIATE CARE AURORA			4	100%	4
DEPARTMENT OF HEALTH/ NEW YORK			4	100%	4
AMERICAN SCIENTIFIC LABORATORIES LLC			4	100%	4
CVS MA2172POCT NORTH GRAFTON		4			4
MIAMI MEDICAL CONSULTANT PA			4	100%	4
PALM GARDEN OF SUN CITY			4	100%	4
LAKE FOREST PARK OP CO LLC		4			4
CVS MINUTE CLINIC, LLC #22		3	1	25%	4
Walker BaptistMedCtr		3	1	25%	4
PLEASANTVILLE OF SEBASTIAN LLC□			4	100%	4
BENEVA LAKES HEALTHCARE & REHAB CENTER			4	100%	4
MINUTECLINIC DIAGNOSTIC MED GRP OF CA		3	1	25%	4
MC DIAGNOSTIC OF CONNECTICUT, PC #1043		4			4
WILSON PEDIATRICS			4	100%	4
CARENOW URGENT CARE-HERMITAGE			4	100%	4
PRL NYC PANDEMIC RESPONSE LAB			4	100%	4
Millennium Nursing & Rehab Center		4			4
MINUTECLINIC DIANOSTIC OF VIRGINA, LL		3	1	25%	4
DEPARTMENT OF HEALTH AND HUMAN SERVICES STATE OF NEW HAMPSHIRE			4	100%	4
SunTerrace Health Care Center		3	1	25%	4
WESLEY CHAPEL INTERNAL MEDICINE AND PEDIATRICS			4	100%	4
State Lab Unspecifd			4	100%	4
REDMED OF CROSSTOWN		1	3	75%	4
NOVADX		2	2	50%	4
MEDEXPRESS URGENT CARE, FAIRMONT		4			4
CRESTAR LABS		2	2	50%	4
BIRMINGHAM VAMC		1	3	75%	4
HEALTHCARE NETWORK OF SOUTHWEST FLORIDA			4	100%	4

COVID-19: testing by laboratory

Data through Feb 1, 2021 verified as of Feb 2, 2021 at 09:25 AM

Data in this report are provisional and subject to change.

The numbers in the table below represent the number of Florida and non-Florida residents for whom test results were received by the Department of Health. A person can be tested by more than one laboratory and can have both positive and negative results. **Therefore, the sum of the numbers in each column will be larger than the total number of people tested.**

Reporting lab	Inconclusive	Negative	Positive	Percent positive	Total
SV DIAGNOSTIC LAB			4	100%	4
TRUE HEALTH- HOFFNER		3	1	25%	4
SCIENCE CARE			4	100%	4
MINUTECLINIC DIAGNOSTIC OF SC, LLC #7		2	2	50%	4
MAILBOX DIAGNOSTICS		2	2	50%	4
CVS NC5591POCT STATESVILLE		3	1	25%	4
NU WAVE MEDICAL CENTER			4	100%	4
MEDEXPRESS URGENT CARE - MBURG COMMONS		4			4
MONTANA DEPARTMENT OF PUBLIC HEALTH & HUMAN SERVICES			4	100%	4
CELEBRATION PEDIATRICS			4	100%	4
CHILDREN'S MEDICAL GROUP		4			4
MEDEXPRESS URGENT CARE LAVALE		4			4
CORNERSTONE PEDIATRICS			4	100%	4
CITY OF CLEARWATER EMPLOYEE HEALTH CENTER		1	3	75%	4
COMPREHENSIVE CLINICAL RESEARCH, LLC			4	100%	4
MINUTECLINIC DIAGNOSTIC OF TN PC #6363		4			4
OHIO DEPARTMENT OF HEALTH			4	100%	4
PANCARE HEALTH - ALTHA PUBLIC			4	100%	4
MEDEXPRESS URGENT CARE - BLUEFIELD		3	1	25%	4
MINUTECLINIC, LLC #03268		3	1	25%	4
CVS NJ836POCT RUNNEMEDE		4			4
ENTRUST IMMEDIATE CARE			4	100%	4
SANDGATE GARDENS REHAB & NURSING CENTER		3	1	25%	4
FLORIDA CANCER SPECIALISTS AND RESEARCH		2	2	50%	4
ST BARNABAS HOSPITAL		4			4
PEDIATRIC SERVICES AND BREATHING CENTER PA		1	3	75%	4
FLORIDA HEALTH CARE PLANS STIRLING CENTER			4	100%	4
HARBOUR ISLAND PEDIATRICS LLC			4	100%	4
ENCOMPASS HOME HEALTH		4			4
MINUTECLINIC DIAG OF IND, LLC #10190		4			4
MEASE CONTINUING CARE		2	2	50%	4
IMIC INC RESEARCH			4	100%	4
MEMORIAL HEALTH CARE SYSTEMS			4	100%	4
DISCOVERY VILLAGE AT STUART		1	3	75%	4
THE OASIS ALF		4			4
PRINCETON BMC LABORATORY		4			4
POWERS PEDIATRICS			4	100%	4
IMMUNOGENOMICS LLC		1	3	75%	4
FLORIDA PRIMARY & SPECIALTY CARE		4			4
NAVAL MEDICAL CENTER SAN DIEGO			4	100%	4
FRESENIUS KIDNEY CARE SOUTH ORLANDO			4	100%	4
KENTUCKY CABINET FOR HEALTH AND FAMILY SERVICES			4	100%	4
EXPRESS TESTING-ONE			4	100%	4
Oakwood - North Baldwins Center for Living		4			4
MEDEXPRESS URGENT CARE - WEIRTON		4			4
UNIVERSITY OF WASHINGTON MEDICAL CENTER (UWMC) EMERGENCY DEPT.			4	100%	4
CAPE COD HOSPITAL			4	100%	4

COVID-19: testing by laboratory

Data through Feb 1, 2021 verified as of Feb 2, 2021 at 09:25 AM

Data in this report are provisional and subject to change.

The numbers in the table below represent the number of Florida and non-Florida residents for whom test results were received by the Department of Health. A person can be tested by more than one laboratory and can have both positive and negative results. **Therefore, the sum of the numbers in each column will be larger than the total number of people tested.**

Reporting lab	Inconclusive	Negative	Positive	Percent positive	Total
Westminster Manor		3	1	25%	4
MEDEXPRESS URGENT CARE - SOUTH PARKERSBURG		4			4
NEULIFE NEUROLOGICAL SERVICES LLC			4	100%	4
THONOTOSASSA COMMUNITY HEALTH CENTER		1	3	75%	4
FHCP - ORMOND BEACH			4	100%	4
TERENCE B MITCHELL MD, INC			4	100%	4
PEACEHEALTH LABORATORIES		3	1	25%	4
MEDICAL CENTER ENTERPRISE			4	100%	4
SUMTER COUNTY HEALTH DEPARTMENT			4	100%	4
West Gate Village, LLC		4			4
THE PALMS PHARMACY, INC		4			4
MD NOW URGENT CARE - DELRAY WEST			4	100%	4
COVENIENT CARE MEDICAL CLINIC			4	100%	4
CAPITAL HEALTH LABORATORY INC			4	100%	4
SJH			4	100%	4
FCHC (OB)-DARWIN SQUARE CTR.			4	100%	4
CAREWELL 202			4	100%	4
BIG BEND HOSPICE INC		4			4
PANCARE HEALTH YOUNGSTOWN			4	100%	4
Grace Rehabilitation of Vero Beach		4			4
ADVENTHEALTH NEW SMYRNA BEACH COMMUNITY HEALTH			4	100%	4
MIAMI COMMUNITY HEALTH CENTER INC		1	3	75%	4
Casa Mora Rehabilitation & Extended Care		4			4
GASTROENTEROLOGY ASSOC OF PENSACOLA, PA		2	2	50%	4
GENTLE HANDS MOBILE PHLEBOTOMY			4	100%	4
SOUTHEASTERN REGIONAL MEDICAL CENTER			4	100%	4
MEDEXPRESS - NEW CASTLE, DUPONT HWY		4			4
PILGRIM PHARMACY INC		4			4
JOHN T MACKAY MD			4	100%	4
MARSHFIELD LABORATORIES			4	100%	4
MINUTECLINIC DIAGNOSTIC OF MAINE, LLC		2	2	50%	4
BETHPAGE EXTENDED HOURS CENTER		4			4
MC DIAGNOSTIC OF CONNECTICUT, PC # 257		3	1	25%	4
GRAND AVE PHARMACY			4	100%	4
MEDEXPRESS URGENT CARE - PRINCETON		4			4
SANFORD SOUTH UNIVERSITY		4			4
DES PLAINES CLINICAL LAB		2	2	50%	4
PERSONAL PHYSICIAN CARE PA			4	100%	4
AFFINITY URGENT CARE			4	100%	4
BAYLOR ESOTERIC AND MOLECULAR LAB			4	100%	4
HEALTHY MINORS PEDIATRIC URGENT CARE		4			4
CELAL GUROL ERBAY, MD			4	100%	4
DEPARTMENT OF HEALTH AND HUMAN SERVICES		2	2	50%	4
ADVANCED PEDIATRICS OF BOCA LLC			4	100%	4
OMNICARE PHARMACY OF TEXAS 1		4			4
DYNACARE LABORATORIES			4	100%	4
MINUTECLINIC DIAGNOSTIC OF VIRGINIA		4			4

COVID-19: testing by laboratory

Data through Feb 1, 2021 verified as of Feb 2, 2021 at 09:25 AM

Data in this report are provisional and subject to change.

The numbers in the table below represent the number of Florida and non-Florida residents for whom test results were received by the Department of Health. A person can be tested by more than one laboratory and can have both positive and negative results. **Therefore, the sum of the numbers in each column will be larger than the total number of people tested.**

Reporting lab	Inconclusive	Negative	Positive	Percent positive	Total
PHYSICIANS QUALITY CARE			4	100%	4
MEDEXPRESS URGENT CARE - LOGAN		4			4
MINUTECLINIC DIAGNOSTIC OF WISCONSIN, LLC		4			4
COMPUNET CLINICAL LAB			4	100%	4
MASSASHUSETTS STATE LAB INSTITUTE		1	3	75%	4
SOMA MEDICAL CENTER PA			4	100%	4
COMMUNITY HEALTH CENTER OF WEST PALM BEACH			4	100%	4
GRAND AVENUE RX			4	100%	4
CVS PA8979POCT HARRISBURG		4			4
PEDIATRICS IN BREVARD-COCOA BEACH		2	2	50%	4
SIGNATURE CARE MONTROSE		2	2	50%	4
EXPRESS TEST			4	100%	4
Sunrise Health and Rehabilitation Center			4	100%	4
ADVENT HEALTH - TUSKAWILLA		4			4
DEVEREUX FLORIDA CHILDRENS CENTER			4	100%	4
FLORIDA HOSPITAL ALTAMONTE		2	2	50%	4
MEDEXPRESS URGENT CARE - FORT WORTH S		3	1	25%	4
ARKANSAS DEPARTMENT OF HEALTH			4	100%	4
MD ANDERSON			4	100%	4
SEBRING PEDIATRICS LLC			4	100%	4
CENTERPLACE HEALTH, INC			4	100%	4
MINUTECLINIC DIAGNOSTIC OF NEVADA #87		2	2	50%	4
PHYSICIANS IMMEDIATE CARE ELGIN			4	100%	4
LEMOYNE COLLEGE WELLNESS CENTER FOR		4			4
MEDICAL PAVILION CLINIC			4	100%	4
CVS NY4098030POCT NEW YORK		4			4
MEDEXPRESS URGENT CARE - MOUNTAIN HOME		3	1	25%	4
USCG SECTOR ST PETE		1	3	75%	4
CONSULATE HEATH CARE AT WEST ALTAMONTE			4	100%	4
CELERION			4	100%	4
MINUTECLINIC, LLC #4682		2	2	50%	4
ABSOLUTE HEALTH		4			4
MINUTECLINIC DIAGNOSTIC OF RHODE ISLAN		4			4
THE LITTLE CLINIC			4	100%	4
DTR LABS		3	1	25%	4
ELITE CARE			4	100%	4
ST CHARLES BEND LABORATORY		3	1	25%	4
FLORENCE - HUNTSVILLE HOSPITAL URGENT CARE		3	1	25%	4
MARION AND BERNARD L SAMSON NURSING CENTER			4	100%	4
UNION CITY MANOR NURSING CENTER		4			4
LIFE CARE HOME HEALTH SERVICES LLC		1	3	75%	4
CLAY PRIMARY & FAMILY CARE LLC			4	100%	4
CVS OH2543POCT CANFIELD		4			4
BARTON MEMORIAL HOSPITAL		3	1	25%	4
HARLEM HOSPITAL CENTER		3	1	25%	4
MINUTECLINIC DIAGNOSTIC OF VIRGINIA, LLC #255		4			4
THE RETREAT AT PORT ORANGE			4	100%	4

COVID-19: testing by laboratory

Data through Feb 1, 2021 verified as of Feb 2, 2021 at 09:25 AM

Data in this report are provisional and subject to change.

The numbers in the table below represent the number of Florida and non-Florida residents for whom test results were received by the Department of Health. A person can be tested by more than one laboratory and can have both positive and negative results. **Therefore, the sum of the numbers in each column will be larger than the total number of people tested.**

Reporting lab	Inconclusive	Negative	Positive	Percent positive	Total
PALM BEACH CANCER INSTITUTE			4	100%	4
PANCARE HEALTH - PONCE DE LEON			4	100%	4
CAYUGA COUNTY HEALTH DEPARTMENT		3	1	25%	4
MEDEXPRESS URGENT CARE - CULPEPER		4			4
REHABILITATION CENTER OF WINTER PARK,THE			4	100%	4
MINUTECLINIC DIAGNOSTIC OF TN PC #643		2	2	50%	4
SIGNATURE CARE EMERGENCY CENTER		2	2	50%	4
FAMILY TREE DNA			4	100%	4
FISHERMEN'S HOSPITAL			4	100%	4
AHC Decatur County		4			4
BIOTEST PLASMA CENTER		4			4
FLORIDA HEART AND VASCULAR			4	100%	4
ACCENT PHYSICIAN SPECIALISTS PA		4			4
MINUTECLINIC, DIAGNOSTIC OF TEXAS, LL		4			4
SOUTHWESTERN REGIONAL MEDICAL CENTER - TULSA		4			4
BAPTIST HEALTH MEDICAL CENTER			4	100%	4
CAREATC, INC.			4	100%	4
OCHSNER MEDICAL CENTER			4	100%	4
LATCHER LABORATORY OF A O FOX MEMORIAL		2	2	50%	4
MEDICINE SHOPPE #1306 THE		3	1	25%	4
INTERMARKET FACILITY			4	100%	4
NEMOURS CHILDREN'S CLINIC			4	100%	4
MEDEXPRESS URGENT CARE - YORK		1	3	75%	4
DIAGNOSTECHS		4			4
MINUTECLINIC, LLC, DBA MINUTECLINIC #6		4			4
RELIANT ACUTE CARE			4	100%	4
MINUTECLINIC DIAG OF IND, LLC #2387		4			4
COURTYARD GARDENS OF BOYNTON BEACH, LLC		1	3	75%	4
BROOKDALE ATRIM WAY			4	100%	4
SOUTHERN LABORATORY SERVICES OF NWF		4			4
MINUTE CLINIC DIAGNOSTIC OF PENNSYLVANIA		4			4
CVS GA2470POCT CANTON		4			4
CALUSA HARBOUR			4	100%	4
SHARP MEMORIAL HOSPITAL MICROBIOLOGY DEPT			4	100%	4
MEDEXPRESS URGENT CARE - FREDERICK		4			4
ELITE MEDICAL CENTER			4	100%	4
DERMATOLOGY SPECIALISTS OF FL - DR. JON WARD			4	100%	4
FLORIDA HEALTHCARE OF ORLANDO			4	100%	4
MEDEXPRESS URGENT CARE HUNTINGTON		4			4
MINUTECLINIC #2860		3	1	25%	4
HOME DOCS		2	2	50%	4
Crowne Health Care of Montgomery		4			4
MEDEXPRESS URGENT CARE PLEASANT HILLS		3	1	25%	4
SUNRISE SENIOR LIVING OF JACKSONVILLE			4	100%	4
UNIVERSITY OF MIAMI MILLER SCHOOL			4	100%	4
GULF COAST PEDIATRICS OF SARASOTA PA		1	3	75%	4
COMPASSION PEDIATRICS			4	100%	4

COVID-19: testing by laboratory

Data through Feb 1, 2021 verified as of Feb 2, 2021 at 09:25 AM

Data in this report are provisional and subject to change.

The numbers in the table below represent the number of Florida and non-Florida residents for whom test results were received by the Department of Health. A person can be tested by more than one laboratory and can have both positive and negative results. **Therefore, the sum of the numbers in each column will be larger than the total number of people tested.**

Reporting lab	Inconclusive	Negative	Positive	Percent positive	Total
UNC HOSPITAL/MCLENDON CLINICAL LABORATORIES			4	100%	4
WALGREENS #07034		4			4
HAMPTON ALF AT 24TH ROAD LLC			4	100%	4
ALVARO J DANGOND MD PA		4			4
FIFTH AVENUE PEDIATRICS		3	1	25%	4
Signature Healthcare of Savannah		4			4
CARENOW URGENT CARE - WINTER SPRINGS		3	1	25%	4
GUTHRIE MEDICAL GROUP - CORNING		3	1	25%	4
CVS IN6654POCT INDIANAPOLIS		3	1	25%	4
BOND & STEELE CLINIC PA D/B/A BOND CLINIC PA		4			4
LAFAYETTE NURSING AND REHAB			4	100%	4
CARENOW URGENT CARE - CENTRAL AUSTIN		1	3	75%	4
Advanced Care Center			4	100%	4
PRIMECARE		2	2	50%	4
MEDEXPRESS URGENT CARE - SUMMERSVILLE, WEBSTER RD		4			4
Park Ridge Nursing Center		3	1	25%	4
CVS MINUTE CLINIC DIAGNOSTIC PA #3060		3	1	25%	4
MINUTECLINIC, LLC #1470		4			4
PELICAN LANDING		1	3	75%	4
MEDEXPRESS URGENT CARE - MARKHAM STREE		3	1	25%	4
TRIDENT BIOMETRICS		3	1	25%	4
MERCY URGENT CARE			4	100%	4
ADVENTHEALTH MEDICAL GROUP PEDIATRIC & ADOLESCENT		3	1	25%	4
COMPASSION PEDIATRIC URGENT CARE LLC			4	100%	4
HELIX KH UC			4	100%	4
VITAL CARE URGENT CARE			4	100%	4
DIAGNOSTIC & MEDICAL SPECIALISTS OF GREENWICH		2	2	50%	4
MEDEXPRESS URGENT CARE - TEAYS VALLEY		3	1	25%	4
OKLAHOMA STATE UNIVERSITY DIAGNOSTIC LAB			4	100%	4
Health Care Center of Jacksonville			4	100%	4
TARPON SPRINGS PEDIATRICS, LLC			4	100%	4
CARE ONE PRIMARY CARE			4	100%	4
VITRO MOLECULAR LABORATORIES			4	100%	4
BOONE DRUG & HEALTHCARE AT DEERFIELD			4	100%	4
MEDEXPRESS URGENT CARE - KOKOMO		4			4
WYOMING PUBLIC HEALTH LAB			4	100%	4
AURORA BAYCARE UROLOGY			4	100%	4
MINUTECLINIC DIAGNOSTIC OF NORTH CAROLINA PC #5341		3	1	25%	4
LEON MEDICAL CENTERS, LLC			4	100%	4
MINUTECLINIC DIAGNOSTIC OF VIRGINIA, LLC #1656		4			4
MINUTE CLINIC DIAGNOSTIC OF TEXAS, LLC		4			4
MIZELL MEMORIAL HOSPITAL			4	100%	4
FAMILY MEDICINE AT WATERMAN		4			4
THORNBURG PEDIATRICS		4			4
SOMA MEDICAL CENTER PA #4			4	100%	4
MCKENZIE-WILLAMETTE MEDICAL CENTER LAB		4			4
WILLIAM A HINTON STATE LABORATORY INSTITUTE		1	3	75%	4

COVID-19: testing by laboratory

Data through Feb 1, 2021 verified as of Feb 2, 2021 at 09:25 AM

Data in this report are provisional and subject to change.

The numbers in the table below represent the number of Florida and non-Florida residents for whom test results were received by the Department of Health. A person can be tested by more than one laboratory and can have both positive and negative results. **Therefore, the sum of the numbers in each column will be larger than the total number of people tested.**

Reporting lab	Inconclusive	Negative	Positive	Percent positive	Total
ST. MARY'S HOSPITAL			4	100%	4
ORLANDO ORTHOPAEDIC OUTPATIENT SURGERY CENTER		1	3	75%	4
BELLIN HEALTH LAB		1	3	75%	4
ASCENDI HOME HEALTH AGENCY INC			4	100%	4
QUALITY MEDICAL CARE			4	100%	4
INTEGRATED FAMILY MEDICAL CENTER			4	100%	4
L3HARRIS FAMILY MEDICAL CENTER			4	100%	4
DIAMOND SPEEDWAY DIALYSIS		1	3	75%	4
DEPARTMENT OF PATHOLOGY ROME MEMORIAL		3	1	25%	4
PARADIGM LABORATORIES			4	100%	4
MINUTECLINIC, LLC #1431		2	1	33%	3
OPENTRONS PRL		2	1	33%	3
MORGAN STANLEY HEALTH CENTER		3			3
Westside Terrace		3			3
ACCESS HEALTH CARE		2	1	33%	3
YATES COUNTY PUBLIC HEALTH		3			3
ADVANCED URGENT CARE CENTER OF THE UPPER KEYS		1	2	67%	3
SHANDS AT LAKE SHORE LAB		1	2	67%	3
MEDEXPRESS URGENT CARE, BELLE VERNON		3			3
ADVENTHEALTH SEBRING- INFECTION CONTROL DEPARTMENT			3	100%	3
LAHEY CLINIC MEDICAL CENTER			3	100%	3
MEDEXPRESS URGENT CARE SHADYSIDE		3			3
BROOME COUNTY HEALTH DEPARTMENT		2	1	33%	3
ADVANCED MEDICAL RESEARCH CENTER LLC			3	100%	3
MEDEXPRESS URGENT CARE - SOMERSET TOWNSHIP		3			3
CENTRAL DUPAGE HOSPITAL			3	100%	3
MEDICAL CENTER OF THE ROCKIES			3	100%	3
MEDEXPRESS-HOUSTON EAST FWY		1	2	67%	3
CVS GA3766POCT DACULA		1	2	67%	3
ALABAMA DEPT PUBLIC HEALTH			3	100%	3
LOCH HAVEN PEDIATRICS			3	100%	3
PEDIATRICS BY THE SEA JOG RD OFFICE			3	100%	3
STONE CLINICAL LABORATORIES OF FL LLC		3			3
ALLIANCE LABS @LRMC			3	100%	3
MEDFUSION		2	1	33%	3
CVS SC7396POCT NORTH MYRTLE BEACH		3			3
LIFEHOPE LABS			3	100%	3
ORCHID COVE DAYTONA			3	100%	3
SOUTH COUNTY MENTAL HEALTH CENTER INC			3	100%	3
EASTERN FLORIDA STATE COLLEGE - PALM BAY CAMPUS□			3	100%	3
GREATER MOBILE URGENT CARE - SPRINGHILL			3	100%	3
2412 LEBANON PIKE		2	1	33%	3
PEDIATRICS AND ADOLESCENT MEDICINE		2	1	33%	3
WINDER NURSING INC DBA WINDER HEALTH CARE		3			3
CORTLAND COUNTY HEALTH DEPARTMENT		3			3
MARYLAND STATE DEPT OF HEALTH	2		1	33%	3
SEMINOLE FAMILY HEALTH CENTER		3			3

COVID-19: testing by laboratory

Data through Feb 1, 2021 verified as of Feb 2, 2021 at 09:25 AM

Data in this report are provisional and subject to change.

The numbers in the table below represent the number of Florida and non-Florida residents for whom test results were received by the Department of Health. A person can be tested by more than one laboratory and can have both positive and negative results. **Therefore, the sum of the numbers in each column will be larger than the total number of people tested.**

Reporting lab	Inconclusive	Negative	Positive	Percent positive	Total
MINUTECLINIC DIAG OF IND LLC #6840		3			3
UNIVERISTY OF MIAMI			3	100%	3
ORLANDO ORTHOPAEDIC OUTPATIENT SURGERY CENTER LLC			3	100%	3
REELFOOT FAMILY WALK IN CLINIC		2	1	33%	3
FAMILY MEDICINE AT WINTER PARK			3	100%	3
FOX FAMILY PRACTICE		3			3
TAYLOR MANOR		1	2	67%	3
PRISMA HEALTH MIDLANDS			3	100%	3
Kroger 635 - The Little Clinic Dacula		3			3
WAL-MART STORES EAST LP		2	1	33%	3
SOFTLAB			3	100%	3
NORTH DAKOTA DEPT OF HEALTH MICROBIOLOGY		1	2	67%	3
CELEBRATION PEDIATRICS PA			3	100%	3
FLORIDA MEDICAL ASSOCIATES LLC			3	100%	3
GAINESVILLE PEDIATRIC ASSOCIATES			3	100%	3
MEDEXPRESS URGENT CARE GREENSBURG		2	1	33%	3
PROMPT CARE OF CENTRAL FLORIDA LLC			3	100%	3
WELLMED AT APOLLO BEACH BLVD		1	2	67%	3
ALLIANCE FOR MULTISPECIALTY RESEARCH		3			3
FLORIDA HOSPITAL LABORATORIES		3			3
Cleveland Clinic Weston			3	100%	3
CVS OH2342POCT WEST CHESTER		2	1	33%	3
Broadview Multi-Care Center		3			3
MEDEXPRESS URGENT CARE - HOLLINS		3			3
LIFE CARE CENTER OF SKAGIT VALLEY		3			3
MED EXPRESS URGENT CARE PC - MARYLAND		2	1	33%	3
CVS PA813POCT RICHBORO		3			3
REGIONAL MEDICAL LAB			3	100%	3
MINUTECLINIC, LLC #1492		3			3
MEDICAL UNIVERSITY SC HOSPITAL			3	100%	3
QUATRACOR PLLC		3			3
Life Care Center of Citrus County		2	1	33%	3
BROOKDALE SENIOR LIVING			3	100%	3
ST LUKES HOSPITAL LABORATORY		2	1	33%	3
MEDEXPRESS URGENT CARE - TULSA, S YALE AVE		3			3
MOBIL LAB FOR ALL INC		3			3
THOMAS LANGLEY			3	100%	3
SPRING LAKE REHABILITATION CENTER			3	100%	3
ADVANCED URGENT CARE LLC		1	2	67%	3
PROGRESS PHARMACY INC			3	100%	3
Lenox on the Lake			3	100%	3
MEDEXPRESS URGENT CARE MARTINSBURG		2	1	33%	3
ADVENT HEALTH MEDICAL GROUP FAMILY MEDICINE			3	100%	3
MONROE COUNTY DEPT OF PUBLIC HEALTH ST		3			3
COOPER UNIVERSITY HOSPITAL LABORATORY		2	1	33%	3
IVY CREEK URGENT CARE OF ENTERPRISE			3	100%	3
DELAWARE PUBLIC HEALTH LABORATORY		1	2	67%	3

COVID-19: testing by laboratory

Data through Feb 1, 2021 verified as of Feb 2, 2021 at 09:25 AM

Data in this report are provisional and subject to change.

The numbers in the table below represent the number of Florida and non-Florida residents for whom test results were received by the Department of Health. A person can be tested by more than one laboratory and can have both positive and negative results. **Therefore, the sum of the numbers in each column will be larger than the total number of people tested.**

Reporting lab	Inconclusive	Negative	Positive	Percent positive	Total
SUMNER REGIONAL MEDICAL CENTER		2	1	33%	3
LINCOLN MEDICAL CENTER		3			3
MINUTECLINIC DIAGNOSTIC OF TN PC #240		3			3
Lakeview Village		3			3
MED FUSION			3	100%	3
MEDEXPRESS URGENT CARE - WALDORF, CRAIN HWY		3			3
ASPEN VALLEY HOSPITAL			3	100%	3
CVS RI1717POCT 1 CVS DR			3	100%	3
MONTEFIORE MEDICAL CENTER LABS MONTEFIORE		2	1	33%	3
FRESENIUS MEDICAL CARE			3	100%	3
EXETER HOSPITAL		3			3
MINUTECLINIC DIAGNOSTIC OF OHIO #3407		3			3
MEDEXPRESS URGENT CARE-CLOQUET		3			3
JUPITER CLINIC			3	100%	3
PARRISH MEDICAL CENTER-WAIVED TESTING		3			3
NORTHERN LIGHT LABORATORY		1	2	67%	3
MINUTE CLINIC LLC #0169		3			3
MEDEXPRESS URGENT CARE-SCOTT TOWNSHIP		3			3
MINUTECLINIC DIAGNOSTIC MED GRP OF SAN		3			3
RHEA MEDICAL CENTER		3			3
WYOMING DEPT OF HEALTH			3	100%	3
NORTH SHORE HOSP. INFECTION CONTROL			3	100%	3
WALGREENS #07502		3			3
VIRTUA MEMORIAL HOSPITAL BURLINGTON COUNTY		1	2	67%	3
HELIX MEDICAL CENTERS		1	2	67%	3
CAMPAZZI CONCIERGE MEDICAL SERVICES		2	1	33%	3
MEDIC INFUSION PA		3			3
MINUTE CLINIC DIAG OF IND LLC #8674		3			3
Fort Gaines Health and Rehab		3			3
SCHIFF CENTER FOR LIVER DISEASES		1	2	67%	3
LUVERNE HEALTH AND REHABILITATION		3			3
MINUTECLINIC DIAGNOSTIC OF TEXAS LLC		2	1	33%	3
EMERALD COAST CENTER			3	100%	3
BAPTIST OUTPATIENT SERVICES			3	100%	3
COMMUNICABLE DISEASE CONTROL/PUBLIC HEALTH EMERGENCY PREPAREDNESS			3	100%	3
URGENT CARE OF THE SMOKIES			3	100%	3
CFP PHYSICIANS GROUP			3	100%	3
KEY WEST URGENT CARE, INC		3			3
MEDEXPRESS URGENT CARE - RICHMOND, W BROAD ST		3			3
SIGNATURE URGENT CARE			3	100%	3
TAMPA		1	2	67%	3
Bethany Health and Rehab		3			3
COASTAL LABORATORIES OF FLORIDA			3	100%	3
UNIVERSITY OF MIAMI / SCCC RESEARCH LABORATORY			3	100%	3
Mill Valley Care Center		3			3
QUEST DIAGNOSTICS PSC			3	100%	3
ADVENT HEALTH - CENTRAL PASCO ER			3	100%	3

COVID-19: testing by laboratory

Data through Feb 1, 2021 verified as of Feb 2, 2021 at 09:25 AM

Data in this report are provisional and subject to change.

The numbers in the table below represent the number of Florida and non-Florida residents for whom test results were received by the Department of Health. A person can be tested by more than one laboratory and can have both positive and negative results. **Therefore, the sum of the numbers in each column will be larger than the total number of people tested.**

Reporting lab	Inconclusive	Negative	Positive	Percent positive	Total
CVS OH3476POCT TIPP CITY		3			3
TERRACE OF ST CLOUD, THE		2	1	33%	3
FLORIDA HOSPITAL PHYSICIANS GROUP		1	2	67%	3
CVS GA2236POCT WOODSTOCK		3			3
JS HEALTHCARE		2	1	33%	3
SENTARA NORFOLK GENERAL HOSPITAL CENTRAL LAB			3	100%	3
LIZS ADULT CARE		3			3
PPD - IXLAYER		3			3
SURETOX LABORATORY LLC		2	1	33%	3
PLAINVIEW PRIMARY CARE		3			3
VA OUTPATIENT CLINIC-NEW PORT RICHEY			3	100%	3
MEDEXPRESS URGENT CARE-CHIPPEWA		2	1	33%	3
MINUTECLINIC DIAGNOSTIC OF PENNSYLVAN		2	1	33%	3
NYC PUBLIC HEALTH LABS			3	100%	3
MEDEXPRESS URGENT CARE- FORT WORTH N T		3			3
FLORIDA MENTOR-POINT WEST CLUSTER		3			3
UNITY HEALTH AND REHABILITATION CENTER			3	100%	3
HELIX LW UC		1	2	67%	3
SARASOTA PERSONAL MEDICINE		2	1	33%	3
ADRIANA M CASTRO MD PA		3			3
CVS MINUTE CLINIC DIAGNOSTIC OF TEXAS		3			3
NEMOURS CHILDRENS PRIMARY CARE MAITLAND			3	100%	3
GRAND VILLA OF LARGO		1	2	67%	3
INDIANA STATE DEPARTMENT OF HEALTH LABORATORIES			3	100%	3
MINUTECLINIC DIAG OF IND, LLC #6483		1	2	67%	3
HAVEN CUSTEAD CARE CENTER			3	100%	3
MINUTECLINIC DIAGNOSTIC OF NORTH CAROLINA PC #7054		3			3
MEDLAB INC		3			3
COVID PROCESSING SITE			3	100%	3
SCRIPPS CLINIC MEDICAL			3	100%	3
MANORCARE NURSING & REHABILITATION CENTER-NAPLES		3			3
FAMILY MEDICAL CLINIC HOMESTEAD, LLC			3	100%	3
SPARROW CENTRAL LAB			3	100%	3
MONROE COUNTY FIRE RESCUE		3			3
EDWARD S BENNETT MD PLLC		3			3
MEDFIRST URGENT CARE			3	100%	3
DASCENA, INC			3	100%	3
MEDEXPRESS URGENT CARE - WHEELING		2	1	33%	3
ONSLOW MEMORIAL HOSPITAL LABORATORY		3			3
LAURELLWOOD NURSING CENTER		1	2	67%	3
PUBLIC HEALTH TRUST OF MIAMI DADE COUNTY			3	100%	3
OPTUM PRIMARY CARE - SILVER LAKES			3	100%	3
BETTERMED URGENT CARE			3	100%	3
MINUTE CLINIC DIAGNOSTIC MED GRP		3			3
MID FLORIDA CLINICAL LABORATORY		2	1	33%	3
ADVENTHEALTH MEDICAL GROUP PEDIATRICS		1	2	67%	3
MEDEXPRESS URGENT CARE - WAXAHACHIE, N HIGHWAY 77		1	2	67%	3

COVID-19: testing by laboratory

Data through Feb 1, 2021 verified as of Feb 2, 2021 at 09:25 AM

Data in this report are provisional and subject to change.

The numbers in the table below represent the number of Florida and non-Florida residents for whom test results were received by the Department of Health. A person can be tested by more than one laboratory and can have both positive and negative results. **Therefore, the sum of the numbers in each column will be larger than the total number of people tested.**

Reporting lab	Inconclusive	Negative	Positive	Percent positive	Total
WEST TN HEALTH MED NORTH		3			3
MICHIGAN HEALTH CLINIC LABORATORIES		2	1	33%	3
CVS OH3393POCT AURORA		2	1	33%	3
CROSSVILLE MEDICAL GROUP		1	2	67%	3
SANFORD MOBILE LAB			3	100%	3
US SPECIALTY LABS			3	100%	3
ACCESS RECOVERY SOLUTIONS LLC			3	100%	3
VIRGINIA DIVISION OF CONSOLIDATED LABORATORIES			3	100%	3
SUMMIT MEDICAL GROUP - WEST ORANGE		3			3
FLORIDA MEDICAL CLINIC -INTERNAL MED DADE CITY			3	100%	3
ESCAMBIA COUNTY JAIL DETENTION DIVISION		3			3
LOYOLA UNIVERSITY MEDICAL CENTER LABORATORY			3	100%	3
LEXINGTON MEDICAL CENTER		1	2	67%	3
TIFTON CARECONNECT URGENT CARE			3	100%	3
MAXCARE CLINIC			3	100%	3
SUN TERRACE HEALTH CARE CENTER			3	100%	3
Rosedale Green		3			3
SSM HEALTH ST LOUIS MICROBIOLOGY LABORATORY		1	2	67%	3
BRADENTON PHYSICIAN MEDICAL CENTER			3	100%	3
AVANTE INVERNESS		1	2	67%	3
MINUTECLINIC DIAG OF IND, LLC #6697		3			3
SOFTCELL L-FORM LABORATORIES, LLC			3	100%	3
CELEBRATION PRIMARY CARE ASSOCIATES LLC		3			3
YORK HOSPITAL - LABORATORY			3	100%	3
THE CLINIC OF PEDIATRICS & GI MEDICINE, INC			3	100%	3
BOLING, STEPHANIE		3			3
CVS OH3080POCT HUBER HEIGHTS		3			3
PATIENT FIRST - ALLENTOWN			3	100%	3
LEESBURG COMMUNITY HEALTH CENTERS			3	100%	3
MAYO		1	2	67%	3
ST. PETERSBURG PEDIATRICS- 38TH AVENUE			3	100%	3
HIALEAH SHORES NURSING AND		2	1	33%	3
VELOCITY CARE			3	100%	3
PREMIER CLINICAL RESEARCH INSTITUTE INC			3	100%	3
Magnolia Health and Rehab Center			3	100%	3
PM PEDIATRICS OF SELDEN PLLC		3			3
SMOKY MOUNTAIN URGENT CARE AND FAMILY MEDICINE CENTER			3	100%	3
CVS CA9113POCT CHULA VISTA		3			3
MINUTE CLINIC LLC # 2033		2	1	33%	3
MPG JACKSONVILLE ATLANTIC BLVD		1	2	67%	3
BARONESS ERLANGER HOSPITAL		3			3
NORTH CAROLINA DEPT OF HEALTH & HUMAN SRVCS STATE LAB OF PUBLIC HEALTH			3	100%	3
ALOHA HOME CARE LLC DBA ACCENTCARE HOME HEALTH OF		3			3
TMH FSU RAPID LABORATORY		2	1	33%	3
GYN PATH SERVICES			3	100%	3
IOWA DEPARTMENT OF PUBLIC HEALTH			3	100%	3
HEPATOLOGY DIAGNOSTIC LAB			3	100%	3

COVID-19: testing by laboratory

Data through Feb 1, 2021 verified as of Feb 2, 2021 at 09:25 AM

Data in this report are provisional and subject to change.

The numbers in the table below represent the number of Florida and non-Florida residents for whom test results were received by the Department of Health. A person can be tested by more than one laboratory and can have both positive and negative results. **Therefore, the sum of the numbers in each column will be larger than the total number of people tested.**

Reporting lab	Inconclusive	Negative	Positive	Percent positive	Total
Village on the Green			3	100%	3
OPTUM OF RED ROAD		3			3
Greystone Health Care Center		3			3
ADVICE FOR OPTIMAL WELLNESS, INC			3	100%	3
RAPID CITY RUGENT CARE			3	100%	3
BERGEN NEW BRIDGE M		3			3
BEEBE MEDICAL CENTER LABORATORY		3			3
MEDEXPRESS - WILMINGTON CONCORD PIKE		2	1	33%	3
MINUTECLINIC #8760		3			3
AUSTIN PUBLIC HEALTH			3	100%	3
PINELLAS POINT NURSING AND REHAB			3	100%	3
FELICIDAD MEDICAL CENTER INC			3	100%	3
BRANDON REGIONAL EMERGENCY CTR			3	100%	3
CRANES VIEW LODGE			3	100%	3
FHPG TAMPA PRIMARY CARE			3	100%	3
COVANCE CLS			3	100%	3
MUNSON MEDICAL CENTER			3	100%	3
ELITE PRIMARY CARE OF WAYCROSS			3	100%	3
DEACONESS HOSPITAL			3	100%	3
MEDEXPRESS URGENT CARE - WICHITA, S SENECA ST		1	2	67%	3
GRAND VILLA OF PALM COAST		3			3
CARENOW-LEBANON		1	2	67%	3
CVS IL8747POCT CHICAGO		3			3
VILLAGES HEALTH, THE		3			3
CAREWELL URGENT CARE			3	100%	3
MEDEXPRESS URGENT CARE - LITTLE ROCK		2	1	33%	3
ESTERO FIRE RESCUE		3			3
MEADOWS AT CYPRESS GARDENS, THE		3			3
JACKSON SOUTH COMMUNITY HOSPITAL LAB			3	100%	3
Englewood Health and Rehab			3	100%	3
MEDEXPRESS URGENT CARE-HERSHEY		2	1	33%	3
ERIE COUNTY PUBLIC HEALTH CLINICAL		3			3
CVS GA2147POCT KENNESAW		2	1	33%	3
CCRX OF NORTH CAROLINA, LLC		2	1	33%	3
SIGNATURE CARE PFLUGERVILLE			3	100%	3
PROPATH			3	100%	3
MOULTRIE CREEK NURSING AND REHAB			3	100%	3
TUFTS MEDICAL CENTER			3	100%	3
HILLVIEW LABORATORY			3	100%	3
ADVANCED HEART CARE OF SOUTH FLORIDA		3			3
CVS SC3838POCT ANDERSON		3			3
HEARTLAND - CHARLESTON OF HANAHAN SC,		3			3
GONZALEZ MD AND ASWAD MD HEALTH SERVICES			3	100%	3
TARRANT COUNTY PUBLIC HEALTH		3			3
Bainbridge Health and Rehab		3			3
ST PETE DIRECT PRIMARY CARE		1	2	67%	3
LEE CONVENIENT CARE AT SUMMERLIN			3	100%	3

COVID-19: testing by laboratory

Data through Feb 1, 2021 verified as of Feb 2, 2021 at 09:25 AM

Data in this report are provisional and subject to change.

The numbers in the table below represent the number of Florida and non-Florida residents for whom test results were received by the Department of Health. A person can be tested by more than one laboratory and can have both positive and negative results. **Therefore, the sum of the numbers in each column will be larger than the total number of people tested.**

Reporting lab	Inconclusive	Negative	Positive	Percent positive	Total
MINUTECLINIC, LLC #7139		3			3
MARION COUNTY FIRE RESCUE		3			3
ASSOCIATES IN MEDICINE		1	2	67%	3
SCIENTIFIC LABORATORY DIVISION			3	100%	3
CULLMAN REGIONAL MEDICAL CENTER		2	1	33%	3
NEWSTAR MEDICAL LABORATORIES		3			3
MEDEXPRESS URGENT CARE-PASADENA		3			3
WHITE EARTH IHS MAIN LAB		3			3
UNIVERSITY OF MICHIGAN		2	1	33%	3
LITTLE SPURS PEDIATRIC URGENT CARE		1	2	67%	3
THE OASIS BEACHSIDE		3			3
CONSOLIDATED LABORATORY SERVICES			3	100%	3
Hunterdon Medical Center Laboratory		3			3
URGENT DOC - URGENT CARE CLINIC			3	100%	3
ESCO DRUG CO INC		3			3
CARESPOT-WELLINGTON			3	100%	3
HARBOUR'S EDGE		2	1	33%	3
HUNT CLUB MEDICAL CARE			3	100%	3
ST. LUKE'S HOSPITAL - BETHLEHEM CAMPUS		1	2	67%	3
MINUTECLINIC LLC #5176			3	100%	3
FLORIDA DEPARTMENT OF HEALTH IN MIAMI DADE COUNTY		2	1	33%	3
CUMBERLAND MEDICAL CENTER INC		3			3
COASTAL SKIN SURGERY AND DERMATOLOGY PL		3			3
HEART OF FLORIDA HEALTH CENTER INC			3	100%	3
MINUTECLINIC DIAG OF IND, LLC #6910		3			3
MINUTECLINIC DIAGNOSTIC OF WISCONSIN,		3			3
BAYCARE MEDICAL GROUP, INC		3			3
BRENTWOOD SENIOR LIVING AT ST PETE			3	100%	3
Kroger 124 - The Little Clinic University		3			3
CTRS			3	100%	3
MEDEXPRESS URGENT CARE, CHAMBERSBURG		2	1	33%	3
STATCARE URGENT & WALK IN MEDICAL CARE		2	1	33%	3
FAMILY TREE MEDICAL GROUP PA		2	1	33%	3
NORTHWEST FLORIDA CLINICAL LAB		1	2	67%	3
NEMOURS CHILDRENS PRIMARY CARE HORIZON WEST			3	100%	3
ALLIANCE PEDIATRICS PA			3	100%	3
PROHEALTH PRIMARY CARE - GLEN OAKS		3			3
WINTER PARK INTERNAL MEDICINE MD PA		2	1	33%	3
ST MARYS MEDICAL CENTER			3	100%	3
TIEHH BIOTERRORISM RESPONSE LAB			3	100%	3
CVS PA1671POCT LANCASTER		3			3
Contrastate Medical Center		2	1	33%	3
FIRST CARE - MIDDLESBORO			3	100%	3
CORTLAND REGIONAL MEDICAL CENTER		3			3
PINELLAS PARK HEALTH CENTER - PINELLAS CHD		1	2	67%	3
OHIO HEALTH DOCTORS HOSPITAL			3	100%	3
MINUTECLINIC, LLC #05814		3			3

COVID-19: testing by laboratory

Data through Feb 1, 2021 verified as of Feb 2, 2021 at 09:25 AM

Data in this report are provisional and subject to change.

The numbers in the table below represent the number of Florida and non-Florida residents for whom test results were received by the Department of Health. A person can be tested by more than one laboratory and can have both positive and negative results. **Therefore, the sum of the numbers in each column will be larger than the total number of people tested.**

Reporting lab	Inconclusive	Negative	Positive	Percent positive	Total
ALLIED PHYSICIANS GROUP PLLC		3			3
MEDEXPRESS URGENT CARE-ARLINGTON		2	1	33%	3
STUYVESANT URGENT CARE		3			3
DACH MAIN LAB			3	100%	3
BAPTIST PRIMARY CARE, INC.		2	1	33%	3
MINUTECLINIC DIAGNOSTIC OF TN, PC 6304		2	1	33%	3
GARCIA MORALES NELSON			3	100%	3
ROAN DRUG COMPANY LLC		3			3
Rutgers Health Rwj University Hospital - Laboratory		2	1	33%	3
MINUTE CLINIC DIAGNOSTIC OF TN PC #64		3			3
EMORY BENNETT VETERANS NURSING HOME		3			3
APEX CLINICAL LABORATORIES INC		3			3
LEWIS COUNTY MANOR		3			3
CVS MINUTE CLINIC DIAGNOSTIC MED GRP OF CAL		3			3
ORLANDO REGIONAL HEALTH SERVICES		1	2	67%	3
FLAGLER FAMILY MEDICINE PA			3	100%	3
ACL LABORATORIES INDUSTRIAL TOXICOLOGY			3	100%	3
CULLMAN REGIONAL URGENT CARE		2	1	33%	3
HEALTHQUEST, INC		2	1	33%	3
Gulfport Rehabilitation Center			3	100%	3
SAVANNAH COVE		3			3
BEECHTREE MOLECULAR LAB LLC			3	100%	3
PREMIER FAMILY AND SPORTS MEDICINE		2	1	33%	3
ANN STORCK CENTER INC		3			3
GREENTREE MEDICAL CENTER			3	100%	3
DOC PAM PA		2	1	33%	3
MEDEXPRESS URGENT CARE - NORTH LITTLE		2	1	33%	3
NORTHCREST MEDICAL CENTER		1	2	67%	3
NOT GIVEN		1	2	67%	3
TMH PHYSICIAN PARTNERS BLOUNTSTOWN			3	100%	3
GLADES COUNTY DETENTION CENTER			3	100%	3
HOUSTON METHODIST HOSPITAL			3	100%	3
SISD EMPLOYEE HEALTH CLINIC			3	100%	3
MEDEXPRESS URGENT CARE - WILKES BARRE		2	1	33%	3
CVS TN2179POCT MURFREESBORO		3			3
CVS HEALTH MINUTE CLINIC			3	100%	3
DOCTORS HOSPITAL RENAISSANCE			3	100%	3
CURATIVE		1	2	67%	3
CARENOW-ATASCOCITA			3	100%	3
CVS OH6123POCT CINCINNATI		2	1	33%	3
MONTANA PUBLIC HEALTH LAB			3	100%	3
TMH PHYSICIAN PARTNERS SOUTHWOOD			3	100%	3
INDUSTRY LAB DIAGNOSTIC PARTNERS			3	100%	3
NORTH NAPLES HOSPITAL RESPIRATORY THERAPY DEPARTMENT			3	100%	3
OHIO DEPARTMENT OF HEALTH LABORATORY		2	1	33%	3
FAMILY HEALTH CENTER AT PORT ST JOHN			3	100%	3
24TH WEAPONS OF MASS DESTRUCTION - CIVIL SUPPORT		3			3

COVID-19: testing by laboratory

Data through Feb 1, 2021 verified as of Feb 2, 2021 at 09:25 AM

Data in this report are provisional and subject to change.

The numbers in the table below represent the number of Florida and non-Florida residents for whom test results were received by the Department of Health. A person can be tested by more than one laboratory and can have both positive and negative results. **Therefore, the sum of the numbers in each column will be larger than the total number of people tested.**

Reporting lab	Inconclusive	Negative	Positive	Percent positive	Total
INSPIRA MEDICAL CENTER VINELAND LAB		2	1	33%	3
FLORIDA GASTROENTEROLOGY ASSOCIATES PA		3			3
COMMUNITY MEDICAL CENTER			3	100%	3
COVENANT PEDIATRICS		1	2	67%	3
GRAND VILLA OF DEL RAY WEST		3			3
RIVER CITY MEDICAL ASSOCIATES INC			3	100%	3
TRUE HEALTH – LAKE UNDERHILL		3			3
UNIVERSITY OF KANSAS MEDICAL CENTER			3	100%	3
NOVANT HEALTH PRESBYTERIAN		2	1	33%	3
VICAR'S LANDING NURSING HOME		2	1	33%	3
CVS MA394POCT SEEKONK		3			3
MINUTECLINIC DIAGNOSTIC OF MICHIGAN, P		3			3
NORTH BROWARD HOSPITAL DISTRICT HEALTHCARE FOR THE HOMELESS			3	100%	3
BROOKDALE OAKBRIDGE		1	2	67%	3
BONITA PHARMACY		3			3
NC STATE LABORATORY OF PUBLIC HEALTH		3			3
CVS IN6605POCT INDIANAPOLIS		2	1	33%	3
ADVANCED PEDIATRICS			3	100%	3
KISSIMMEE URGENT CARE		3			3
PATHOLOGY REFERENCE LAB LLC			3	100%	3
HARBORCHASE OF STUART			3	100%	3
CVS TN7289POCT SIGNAL MOUNTAIN		3			3
SARASOTA MEDICAL CENTER			3	100%	3
MAINE DEPARTMENT OF HEALTH AND HUMAN SERVICES			3	100%	3
MEDICAL SERVICES OF AMERICA HOME HEALTH		3			3
RICHMOND CITY DEPARTMENT OF PUBLIC HEALTH			3	100%	3
FHPG FAMILY MEDICAL CENTER OF TAMPA BAY		1	2	67%	3
CLEARWATER		2	1	33%	3
Wynfield Park Health and Rehabilitation		3			3
FLORIDA LABORATORY ANALYSIS, LLC			3	100%	3
LOUISIANA DEPT. OF HEALTH AND HOSPITALS-INFECTIOUS DISEASE EPI SECTION			3	100%	3
TREASURE COAST PEDIATRICS PA			3	100%	3
CVS MN6811POCT PLYMOUTH		3			3
THE PATHOLOGY LABORATORY		1	2	67%	3
LISTENING DOCTOR PLLC, THE			3	100%	3
OHIO CVS STORES		3			3
MINUTE CLINIC, LLC #4650		3			3
ROANE MEDICAL CENTER		2	1	33%	3
CGH MEDICAL CENTER			3	100%	3
NEOGENOMICS LABORATORIES, INC		3			3
HARBORCHASE OF VILLAGES CROSSING			3	100%	3
BETH ISRAEL MEDICAL CENTER LABS		3			3
STRINGFELLOW MEMORIAL HOSPITAL		3			3
BNC Medical Investors, LLC Berrien Nursing & Rehabilitation Center		3			3
GROVES CENTER			3	100%	3
MINUTECLINIC, LLC #5707		3			3
PALMS WEST HOSPITAL			3	100%	3

COVID-19: testing by laboratory

Data through Feb 1, 2021 verified as of Feb 2, 2021 at 09:25 AM

Data in this report are provisional and subject to change.

The numbers in the table below represent the number of Florida and non-Florida residents for whom test results were received by the Department of Health. A person can be tested by more than one laboratory and can have both positive and negative results. **Therefore, the sum of the numbers in each column will be larger than the total number of people tested.**

Reporting lab	Inconclusive	Negative	Positive	Percent positive	Total
COMPLETE HEALTH MEDICAL CENTER			2	100%	2
ORLANDO FAMILY PHYSICIANS INC			2	100%	2
CONWAY MEDICAL CENTER			2	100%	2
AGILE URGENT CARE			2	100%	2
CVS TX8387POCT AUSTIN		2			2
UNIVERSITY HOSPITALS OF CLEVELAND			2	100%	2
SUPER HEALTH PHARMACY LLC		2			2
VA OUTPATIENT PHARMACY			2	100%	2
MEDEXPRESS URGENT CARE - SPRINGDALE, S 40TH STREET		2			2
JACKSON LABORATORY OF GENOMIC MEDICINE		2			2
MCLAREN REGIONAL MEDICAL CENTER			2	100%	2
THE CLUB AT BOYNTON BEACH, LLC			2	100%	2
Kroger 096 - The Little Clinic Orchard and Holly		2			2
FLORIDA PRIMARY CARE AND SPORTS MEDICINE INC			2	100%	2
CHAPPEL GROUP RESEARCH, THE		2			2
GALEN BAYLOR EXTENSION		2			2
WEAKLEY COUNTY REHAB AND NURSING CENTER		2			2
AFTER HOURS PEDS			2	100%	2
MINUTECLINIC, LLC (CLINIC 10928)		2			2
MAWD PATHOLOGY GROUP			2	100%	2
MURFREESBORO MEDICAL CLINIC		2			2
CHESTERFIELD HEALTHCARE GROUP, INC		2			2
DOCTOR'S IN-HOUSE LAB/COMMUNITY HEALTH CENTERS OF PINELLAS - JOHNNIE R			2	100%	2
COL CROSSROAD		1	1	50%	2
MEDEXPRESS URGENT CARE FOX CHAPEL		2			2
ASHLEY PEDIATRICS			2	100%	2
CVS NY549POCT RIDGEWOOD		1	1	50%	2
Kroger 627 - The Little Clinic Castleberry		1	1	50%	2
HEALTH EXPRESS URGENT CARE			2	100%	2
MINUTECLINIC DIAGNOSTIC OF SC, LLC #4		2			2
Medilodge of Montrose		2			2
Kroger 093 - The Little Clinic Stapleton		1	1	50%	2
BROOKS -TLC HOSPITAL SYSTEM			2	100%	2
MEDEXPRESS URGENT CARE-SALINA, S 9TH ST		2			2
MEDEXPRESS URGENT CARE - SPRINGFIELD, COOLEY ST		2			2
CONEMAUGH MEMORIAL MEDICAL CENTER		2			2
ADVANCED MEDICAL CARE			2	100%	2
Metro West Nursing and Rehab			2	100%	2
PREMIER MEDICAL LABORATORY			2	100%	2
CAREWELL JW - WORCESTER LNC			2	100%	2
GILCHRIST COUNTY FIRE DEPARTMENT			2	100%	2
SOUTHEAST GEORGIA HEALTH SYSTEM			2	100%	2
LIFETIME FAMILY URGENT CARE			2	100%	2
Cedar Valley Nursing & Rehab Center		2			2
Stillwater Healthcare		2			2
CLINICAL PATHOLOGY LABORATORIES			2	100%	2
COASTAL MEDICAL LAB			2	100%	2

COVID-19: testing by laboratory

Data through Feb 1, 2021 verified as of Feb 2, 2021 at 09:25 AM

Data in this report are provisional and subject to change.

The numbers in the table below represent the number of Florida and non-Florida residents for whom test results were received by the Department of Health. A person can be tested by more than one laboratory and can have both positive and negative results. **Therefore, the sum of the numbers in each column will be larger than the total number of people tested.**

Reporting lab	Inconclusive	Negative	Positive	Percent positive	Total
Kroger 448 - The Little Clinic Mason		2			2
DUKE HEALTH REGIONAL HOSPITAL			2	100%	2
PENSACOLA MEDICAL CLINIC LLC			2	100%	2
ATLANTIC SURGERY CENTER OF JACKSONVILLE BEACH		2			2
PEPIN ACADEMIES-PASCO		2			2
CVS M05724POCT KANSAS CITY		2			2
IMMERSION RESIDENTIAL LLC			2	100%	2
RIVERVIEW MEDICAL CLINIC		2			2
MEMORIAL HOSPITAL OF SOUTH BEND			2	100%	2
SIGNATURE HEALTHCARE OF MIDDLEBURG		2			2
DEPARTMENT OF HEALTH AND HUMAN SERVICES DIVISION OF BEHAVIORAL HEALTH		1	1	50%	2
REELFOOT FAMILY WALK IN CLINIC - TIPT		2			2
BENEVA LAKES ASSISTED LIVING CENTER			2	100%	2
UWMC MONTLAKE DEPT OF LAB MED			2	100%	2
BLUETAIL MEDICAL GROUP, LLC		1	1	50%	2
PEACE RIVER MEDICAL CENTER		2			2
Walgreens #12427		1	1	50%	2
SYLVAN NURSING			2	100%	2
HEARTLAND HOME HEALTH CARE		2			2
BOND COMMUNITY HEALTH CENTER			2	100%	2
WESTMINSTER SUNCOAST			2	100%	2
GULF COAST REGIONAL MEDICAL CARE		2			2
AMERICAN HEALTH ASSOC. LABORATORY SOUTH			2	100%	2
HUMILITY OF MARY HEALTH PARTNERS			2	100%	2
CVS MD1881POCT DUNKIRK		2			2
GIGI WOOD DAVIS DO-FAMILY MEDICINE		2			2
MADISON HOSPITAL LABORATORY			2	100%	2
EASTLAKE MEDICAL CENTER		2			2
SOUTHERN SURGICAL ARTS		2			2
ADVENTHEALTH IMAGING PARTIN SETTLEMENT			2	100%	2
GULF COAST MEDICAL CENTER RESPIRATORY CARE			2	100%	2
UTMB PATHOLOGY CLINICAL SERVICES LABORATORY			2	100%	2
DEPT OF HEALTH			2	100%	2
BRANDYWYNE HEALTH CARE CENTER			2	100%	2
CIGNA GATEWAY			2	100%	2
AMERICAN MEDICAL LABORATORIES			2	100%	2
REGIONAL MEDICAL CENTER BAYONET POINT			2	100%	2
PM PEDIATRICS OF SELDEN, PLLC		2			2
MINUTECLINIC DIAG OF IND, LLC #6553		2			2
RAPID URGENT CARE - ALBANY			2	100%	2
UC CORAL GABLES			2	100%	2
BRIGHAM AND WOMEN'S HOSPITAL			2	100%	2
MINUTE CLINIC DIAGNOSTIC OF VIRGINIA, LLC #7543		2			2
RIVER CITY MEDICAL ASSOCIATES, INC			2	100%	2
CVS OH5457POCT POWELL		2			2
SCIENTIFIC LABORATORY COMPANY		2			2
JEFFERSON WASHINGTON TOWNSHIP HOSPITAL		2			2

COVID-19: testing by laboratory

Data through Feb 1, 2021 verified as of Feb 2, 2021 at 09:25 AM

Data in this report are provisional and subject to change.

The numbers in the table below represent the number of Florida and non-Florida residents for whom test results were received by the Department of Health. A person can be tested by more than one laboratory and can have both positive and negative results. **Therefore, the sum of the numbers in each column will be larger than the total number of people tested.**

Reporting lab	Inconclusive	Negative	Positive	Percent positive	Total
SUNCOAST BLOOD BANK			2	100%	2
MINUTECLINIC DIAG OF IND, LLC #8645		2			2
MINUTECLINIC, LLC #1452		2			2
CALIFORNIA DIVISION OF COMMUNICABLE DISEASE CONTROL			2	100%	2
SWEDISH COVENANT HOSPITAL			2	100%	2
Van Wert Manor		2			2
NLC LABS			2	100%	2
MEDEXPRESS URGENT CARE- COLUMBIA HEIGH		2			2
Gracemore Nursing and Rehab		2			2
MEDEXPRESS URGENT CARE-WILKINS TOWNSHIP, WILLIAM PENN HIGHWAY		2			2
TULANE MEDICAL CENTER			2	100%	2
MINUTECLINIC DIAGNOSTIC, PA #10252		2			2
CARE NOW, INC			2	100%	2
BAYMEADOWS PRIMARY CARE		2			2
ELMHURST MEMORIAL HOSPITAL			2	100%	2
EXPRESSCARE URGENT CARE CENTER			2	100%	2
LAWRENCE GENERAL HOSPITAL			2	100%	2
CVS MO8555POCT KANSAS CITY		2			2
LIFT HEALTH		2			2
UT AUSTIN UNIVERSITY HEALTH SERVICES			2	100%	2
CVS NJ862POCT MARLBORO		2			2
MERCY HEALTH LAB		1	1	50%	2
Manor Care-Kingston Court of York PA, LLC		2			2
BAPTIST HEALTH LEXINGTON			2	100%	2
CVS PA5241POCT CHALFONT		2			2
INTERNAL MEDICINE ASSOCIATES-DUNELLON			2	100%	2
UCARE			2	100%	2
VILLA HEALTH NH LLC			2	100%	2
VALLEY BAPTIST MEDICAL CENTER: BROWNSVILLE			2	100%	2
ROCKWALL URGENT CARE			2	100%	2
NATIONAL JEWISH HEALTH			2	100%	2
MOUNT SINAI AVENTURA DIAGNOSTIC CENTER			2	100%	2
NAPHCARE INC		2			2
POMERENE HOSPITAL			2	100%	2
APPLECARE VALDOSTA			2	100%	2
DASCENA LAB			2	100%	2
Macon Valley Nursing and Rehabilitation Center		2			2
BIOHEALTH MEDICAL LAB INC			2	100%	2
STEWART ST ELIZABETH MEDICAL CENTER			2	100%	2
MEMORIAL HOSPITAL OF CARBONDALE			2	100%	2
NDX-CORE LAB			2	100%	2
MID-FLORIDA PATHOLOGY LLC - MOBILE UNIT # 3			2	100%	2
MONICE DR.			2	100%	2
MEDEXPRESS URGENT CARE - SOUTH CHARLESTON		2			2
PALOS COMMUNITY HOSPITAL LABORATORY			2	100%	2
PM PEDIATRICS OF BAYSIDE PLLC - HOPEWELL JUNCTION		2			2
PINARD HOME HEALTH SERVICES INC			2	100%	2

COVID-19: testing by laboratory

Data through Feb 1, 2021 verified as of Feb 2, 2021 at 09:25 AM

Data in this report are provisional and subject to change.

The numbers in the table below represent the number of Florida and non-Florida residents for whom test results were received by the Department of Health. A person can be tested by more than one laboratory and can have both positive and negative results. **Therefore, the sum of the numbers in each column will be larger than the total number of people tested.**

Reporting lab	Inconclusive	Negative	Positive	Percent positive	Total
Good Samaritan Society-Blackduck		1	1	50%	2
CVS PA2688POCT COLLEGEVILLE		2			2
FEDERAL CORRECTIONAL INSTITUTION MARIANNA			2	100%	2
BAYCARE OUTREACH LAB			2	100%	2
AZALEA HEALTH AND REHABILITATION		2			2
HENDRY/GLADES COUNTY HEALTH DEPARTMENT		2			2
CHARLOTTE COUNTY HEALTH DEPARTMENT			2	100%	2
HOLY FAMILY MEDICAL CENTER		1	1	50%	2
FLORIDA DEPARTMENT OF HEALTH IN LEE COUNTY		1	1	50%	2
GRAND VILLA OF MELBOURNE			2	100%	2
MINUTECLINIC DIAGNOSTIC MEDICAL		2			2
HOUSTON HEALTH DEPARTMENT - BUREAU OF LABORATORY SERVICES			2	100%	2
HOME ACCESS HEALTH			2	100%	2
SACRED HEART HOSPITAL ON THE EMERALD			2	100%	2
MEDEXPRESS URGENT CARE - WEXFORD		2			2
GEISINGER MEDICAL CENTER		2			2
BOSTON MEDICAL CENTER			2	100%	2
SANFORD REGIONAL HOSPITAL WORTHINGTON		2			2
OCALA REGIONAL KIDNEY CENTER-WEST			2	100%	2
ROPER HOSPITAL			2	100%	2
CVS MO8581POCT BLUE SPRINGS		1	1	50%	2
NEMOURS CHILDRENS PRIMARY CARE			2	100%	2
FLORIDA COMMUNITY HEALTH CENTERS, INC.			2	100%	2
SOUTHEASTERN INSTITUTE OF RESTORATIVE MEDICINE		1	1	50%	2
TALLAHASSEE MEMORIAL HEALTHCARE FAMILY MED RESIDENCY			2	100%	2
VAULT HEALTH			2	100%	2
CITY OF NEW YORK DEPARTMENT OF HEALTH			2	100%	2
ARTHREX MEDICAL CENTER EAST			2	100%	2
CVS MO4850POCT SPRINGFIELD		2			2
CROSSROADS URGENT CARE DBA URGENT TEA		2			2
SENDER RETREAT ADULT DAY CARE CENTERS			2	100%	2
SINAI PLAZA NURSING AND REHAB CENTER			2	100%	2
MEMORIAL HERMANN HOSPITAL			2	100%	2
DEER'S HEAD CENTER		2			2
TWELVE OAKS RECOVERY CENTER			2	100%	2
CORNERSTONE MEDICAL CARE OF BRANDON		2			2
SIMMONS			2	100%	2
MARQUESA MEDICAL		2			2
CVS AZ5891POCT GILBERT		1	1	50%	2
LEE MEMORIAL HOSPITAL BLOOD GAS LAB			2	100%	2
SOUTHSIDE FAMILY MEDICAL		2			2
Walgreens #10207		2			2
NEBRASKA MEDICAL CENTER			2	100%	2
GINKGO-IXLAYER		2			2
STEUBEN COUNTY PUBLIC HEALTH		2			2
BIONIC TECHNOLOGIES CORPORATION			2	100%	2
University Center East			2	100%	2

COVID-19: testing by laboratory

Data through Feb 1, 2021 verified as of Feb 2, 2021 at 09:25 AM

Data in this report are provisional and subject to change.

The numbers in the table below represent the number of Florida and non-Florida residents for whom test results were received by the Department of Health. A person can be tested by more than one laboratory and can have both positive and negative results. **Therefore, the sum of the numbers in each column will be larger than the total number of people tested.**

Reporting lab	Inconclusive	Negative	Positive	Percent positive	Total
CPL LABS			2	100%	2
FLORIDA KEYS PED & ADOLES CTR			2	100%	2
MINUTECLINIC DIAG OF IND LLC #1367		2			2
SOUTH TAMPA AFTER HOURS CLINIC			2	100%	2
ST. JOSEPH REGIONAL MEDICAL CENTER			2	100%	2
FL DEPT OF HEALTH MARION COUNTY MOBILE HEALTH UNIT			2	100%	2
Alden Des Plaines			2	100%	2
CHNJ		2			2
CVS PA10034POCT PITTSBURGH		2			2
A+ URGENT/PRIMARY CARE			2	100%	2
STUART SURGERY CENTER, LLC			2	100%	2
INTEGRATED REGIONAL LABS			2	100%	2
SUNSHINE PHARMACY		2			2
NEW YORK STATE DEPARTMENT OF HEALTH		1	1	50%	2
Holiday Retirement Home			2	100%	2
MEDLOGIC, LLC		2			2
PARKLAND HEALTH & HOSPITAL			2	100%	2
FLORIDA SCHOOL FOR THE DEAF & BLIND			2	100%	2
NOVA SOUTHEASTERN UNIVERSITY - STUDENT MEDICAL CTR			2	100%	2
U OF MIAMI MILLER SCHOOL OF MEDICINE			2	100%	2
JUST BELIEVE RECOVERY CENTER			2	100%	2
AHC of Mckenzie		2			2
PARKWAY DRUGS OF ONEIDA COUNTY NORTH I		1	1	50%	2
HCR MANOR CARE SERVICES OF FLORIDA III INC		2			2
Timber Ridge Health Care Center			2	100%	2
DALLAS MEDICAL CENTER			2	100%	2
87TH MEDICAL GROUP – MCGUIRE AMBULATORY CARE FACILITY		2			2
PANCARE HEALTH - SNEADS ELEMENTARY			2	100%	2
ONE MEDICAL GROUP		1	1	50%	2
WINCHESTER MEDICAL CENTER			2	100%	2
KEY WEST HMA PHYSICIAN MANAGEMENT, LLC			2	100%	2
EXPRESS CARE OF THE SHOALS		1	1	50%	2
NEBRASKA DEPARTMENT OF HEALTH AND HUMAN SERVICES			2	100%	2
Kroger 020 - The Little Clinic Wheat Ridge		2			2
TRUE HEALTH INC			2	100%	2
MEDICAL CITY DALLAS HOSPITAL			2	100%	2
CERTIVIA LABORATORIES			2	100%	2
MINUTECLINIC DIAGNOSTICS OF IND LLC		1	1	50%	2
Alden Terrace of McHenry			2	100%	2
JOSEF SCHENKER, MD, PC		2			2
Kennedy University Hospital -Wash Twp L		2			2
Warren Center for Rehabilitation and Nursing		2			2
MINUTE CLINIC LLC #6765		2			2
CVS MINUTE CLINIC DIAGNOSTIC OF TN #3293		2			2
PEDIATRIC HEALTH CARE		1	1	50%	2
RIVERSIDE METHODIST HOSPITAL LAB			2	100%	2
TENNESSEE DEPARTMENT OF HEALTH (TDH) - REGIONAL LABORATORY			2	100%	2

COVID-19: testing by laboratory

Data through Feb 1, 2021 verified as of Feb 2, 2021 at 09:25 AM

Data in this report are provisional and subject to change.

The numbers in the table below represent the number of Florida and non-Florida residents for whom test results were received by the Department of Health. A person can be tested by more than one laboratory and can have both positive and negative results. **Therefore, the sum of the numbers in each column will be larger than the total number of people tested.**

Reporting lab	Inconclusive	Negative	Positive	Percent positive	Total
OPP HEALTH AND REHABILITATION		2			2
WASHINGTON STATE DEPARTMENT OF HEALTH PUBLIC HEALTH LABORATORIES			2	100%	2
WOMENS CARE FLORIDA LLC-LABORATORY		2			2
TENNESSEE VALLEY HCS			2	100%	2
MINUTECLINIC DIAGNOSTIC OF OHIO #2964		2			2
PIEDMONT HOSPITAL LAB			2	100%	2
ALASKA PUBLIC HEALTH LAB		1	1	50%	2
PHYSICIANS LABORATORY SERVICES			2	100%	2
STARR COUNTY MEMORIAL HOSPITAL			2	100%	2
MINUTECLINIC DIAG OF IND, LLC #6648		1	1	50%	2
US LABS		2			2
SPECTRA LABS		1	1	50%	2
BROOKDALE ALTAMONTE SPRINGS			2	100%	2
NEW BRIDGE MEDICAL CENTER		2			2
NORTHEAST PEDIATRICS			2	100%	2
WALKONCLINIC			2	100%	2
THOMASVILLE REGIONAL MEDICAL CENTER		2			2
Avanti Wellness and Rehab			2	100%	2
PINECREST PEDIATRICS GROUP LLC			2	100%	2
METHODIST MANSFIELD MEDICAL CENTER			2	100%	2
CVS MO5655POCT LIBERTY			2	100%	2
ALL PEDIATRIC CARE PA			2	100%	2
SAFE PMC		2			2
STANFORD HEALTH CARE ANATOMIC PATHOLOGY & CLINICAL LAB			2	100%	2
UNIVERSITY COMMUNITY HEALTH SERVICES		1	1	50%	2
EXPEDIAN URGENT CARE			2	100%	2
MINUTECLINIC MINUTECLINIC #921		2			2
MEDEXPRESS URGENT CARE- ALLISON PARK		1	1	50%	2
KIVA AT MOUNT DORA			2	100%	2
COOPER CLINIC			2	100%	2
AMI ST FRANCIS HOSPITAL LABORATORY		1	1	50%	2
KINGS BAY PEDIATRICS LLC			2	100%	2
ADVANCED MEDICAL OF FLORIDA			2	100%	2
ORMOND BEACH URGENT CARE			2	100%	2
SHELL POINT HOME HEALTH			2	100%	2
SANTA ROSA COUNTY HEALTH DEPARTMENT			2	100%	2
RCA LABORATORY SERVICES LLC			2	100%	2
VA CBOC			2	100%	2
320 S TRANSIT ST		2			2
The Grand Rehabilitation & Nursing Utica		2			2
GENETIC ASSAYS INC			2	100%	2
QUEST DIAGNOSTICS CLINICAL LABORATORIES INC		2			2
LAKE BALDWIN			2	100%	2
CARE CENTERS OF NASSAU LLC MINER ROAD SOUTH		2			2
Church Creek SNF			2	100%	2
STARR CITY OF ROMA COMMUNITY CENTER			2	100%	2
Huntington Health Care and Rehabilitation Center		2			2

COVID-19: testing by laboratory

Data through Feb 1, 2021 verified as of Feb 2, 2021 at 09:25 AM

Data in this report are provisional and subject to change.

The numbers in the table below represent the number of Florida and non-Florida residents for whom test results were received by the Department of Health. A person can be tested by more than one laboratory and can have both positive and negative results. **Therefore, the sum of the numbers in each column will be larger than the total number of people tested.**

Reporting lab	Inconclusive	Negative	Positive	Percent positive	Total
MEDEXPRESS URGENT CARE - LINCOLN VILLA		2			2
HARRINGTON PARK HEALTH AND REHAB		2			2
MID AMERICA CLINICAL LABS			2	100%	2
EMERALD TRACE		2			2
LPG CONVENIENT CARE AT METRO		2			2
ASSOCIATES IN UROGYNECOLOGY MD LLC		2			2
POMONA VALLEY COMMUNITY HOSPITAL			2	100%	2
VANAYER HEALTHCARE AND REHAB CENTER		2			2
TRICORE REFERENCE LABORATORY		1	1	50%	2
IN AND OUT URGENT CARE			2	100%	2
CVS MD4371POCT OCEAN CITY		2			2
BOSTON PUBLIC HEALTH COMMISSION			2	100%	2
CHEROKEE COUNTY HEALTH AND REHAB CENTER		2			2
DMC UNIVERSITY LABORATORIES		1	1	50%	2
NORTHWELL HEALTH			2	100%	2
BIOMAT USA			2	100%	2
CABELL HUNTINGTON HOSPITAL CLINICAL LAB			2	100%	2
INTERMOUNTAIN MEDICAL CENTER			2	100%	2
NAVAL BRANCH MEDICAL CLINIC			2	100%	2
MINUTECLINIC, DIAGNOSTIC OF TEXAS, LLC		2			2
ACCESS MEDICAL GROUP OF FLORIDA CITY			2	100%	2
NEMOURS CHILDREN'S URGENT			2	100%	2
HEALTH & REHAB CTR AT DOLPHINS VIEW, THE			2	100%	2
CLEARWATER PAIN MANAGEMENT ASSOCIATES			2	100%	2
CVS TN7698POCT KNOXVILLE		2			2
FLORIDA DEPARTMENT OF HEALTH (FDOH)			2	100%	2
HARBORCHASE OF GAINESVILLE			2	100%	2
INSPIRE HEALTHCARE CENTER			2	100%	2
PALM BAY COMMUNITY OUTPATIENT CLINIC		2			2
BLUEWATER TOXICOLOGY			2	100%	2
INA		1	1	50%	2
ATLAS GENOMICS			2	100%	2
CVS OH6149POCT UPPER ARLINGTON		1	1	50%	2
CVS NJ617POCT CEDAR GROVE		2			2
THE RIM URGENT CARE			2	100%	2
LOWELL GENERAL HOSPITAL			2	100%	2
CVS NY491POCT JACKSON HEIGHTS		2			2
EDGEWATER RETIREMENT MANOR			2	100%	2
CVS TX10140POCT THE WOODLANDS		2			2
FLORIDA DEPARTMENT OF HEALTH IN ALACHUA COUNTY -			2	100%	2
COMMUNITY PHYSICIANS OF NORTH PORT PA			2	100%	2
CVS MINUTE CLINIC DIAG OF IND, LLC #6549		2			2
MOBILE COUNTY HEALTH DEPARTMENT		1	1	50%	2
THE FOUNTAIN AT BOCA CIEGA BAY		2			2
DALLAS VA MEDICAL CENTER - VA NORTH TEXAS HEALTH CARE SYSTEM			2	100%	2
LEESBURG REGIONAL MEDICAL CENTER URGENT CARE			2	100%	2
ALVERNO CLINICAL LABORATORIES			2	100%	2

COVID-19: testing by laboratory

Data through Feb 1, 2021 verified as of Feb 2, 2021 at 09:25 AM

Data in this report are provisional and subject to change.

The numbers in the table below represent the number of Florida and non-Florida residents for whom test results were received by the Department of Health. A person can be tested by more than one laboratory and can have both positive and negative results. **Therefore, the sum of the numbers in each column will be larger than the total number of people tested.**

Reporting lab	Inconclusive	Negative	Positive	Percent positive	Total
MINUTECLINIC DIAG OF IND, LLC #6908		2			2
LABCORP OF AMERICA HOLDINGS		1	1	50%	2
MINUTECLINIC, LLC, DBA MINUTECLINIC #4		2			2
LEGACY LABORATORY SERVICES			2	100%	2
FIRST PREVENTION AND DIALYSIS CENTER LLC			2	100%	2
MEDSTAR HARBOR HOSPITAL			2	100%	2
MEASE COUNTRYSIDE HOSPITAL CARDIAC REH			2	100%	2
ATHENA CARE RESOURCES LLC		2			2
SOUTH BEND MEDICAL FOUNDATION			2	100%	2
CVS MO10151POCT SPRINGFIELD		1	1	50%	2
ST LUKES HOSPITAL			2	100%	2
NORTH MCALLEN PEDIATRIC CENTER			2	100%	2
MINUTE CLINIC DIAGNOSTIC OF KANSAS PA		2			2
CVS AZ9290POCT PHOENIX		2			2
BAYLOR SCOTT & WHITE COMPREHENSIVE WOUND			2	100%	2
GOLDMAN SACHS HEALTH CENTER		2			2
TGH Brandon Healthplex Laboratory			2	100%	2
FASTCARE LLC			2	100%	2
TRINITAS REGIONAL MEDICAL CENTER		1	1	50%	2
MEDEXPRESS URGENT CARE, HERMITAGE		1	1	50%	2
MARTHA A PRICE MD PA		1	1	50%	2
MISSION HOSPITAL REGIONAL MEDICAL CENTER			2	100%	2
POINT OF CARE PRIVATE HEALTH MANAGEMENT			2	100%	2
BMC/JACSONVILLE		1	1	50%	2
HANOVER ENDOSCOPY CENTER		2			2
MASSACHUSETTS DEPARTMENT OF HEALTH			2	100%	2
CVS NJ837POCT MARLTON		2			2
Kroger 619 - The Little Clinic Hendersonville Indian Lake		2			2
REGIONS HOSPITAL LABORATORY			2	100%	2
SUNNYSIDE MANOR		2			2
GENESIS FAMILY PRACTICE			2	100%	2
LAKEVIEW HEALTHCARE SYSTEM LLC			2	100%	2
PM PEDIATRICS OF BAYSIDE, PLLC - MANHASSET		2			2
BNR PHARMACY INC		2			2
OELWEIN HEALTH CARE CENTER		2			2
CENTURY LINK SPORTS COMPLEX			2	100%	2
MINUTECLINIC DIAG OF IND LLC #1138		1	1	50%	2
RAPID RESULT CORP LLC		1	1	50%	2
ASCENSION ST MICHAEL'S HOSPITAL LAB		1	1	50%	2
CITRUS PARK			2	100%	2
MEDEXPRESS - WILMINGTON KIRKWOOD HIGHWAY		2			2
TEXAS REGIONAL ASTHMA & ALLERGY CENTER			2	100%	2
PATIENT FIRST MEDICAL CENTER-CARYTOWN			2	100%	2
MERCY CONVENIENT CARE			2	100%	2
ASPIRUS RIVERVIEW HOSPITAL & CLINICS INC		1	1	50%	2
CVS HEALTH, #2043		2			2
JULIE STAATS DO		2			2

COVID-19: testing by laboratory

Data through Feb 1, 2021 verified as of Feb 2, 2021 at 09:25 AM

Data in this report are provisional and subject to change.

The numbers in the table below represent the number of Florida and non-Florida residents for whom test results were received by the Department of Health. A person can be tested by more than one laboratory and can have both positive and negative results. **Therefore, the sum of the numbers in each column will be larger than the total number of people tested.**

Reporting lab	Inconclusive	Negative	Positive	Percent positive	Total
SOUTH DAKOTA DEPARTMENT OF HEALTH		2			2
ONTARIO COUNTY PUBLIC HEALTH		2			2
MEMORIAL HERMANN			2	100%	2
MATHER HOSPITAL			2	100%	2
ANDERSON COUNTY HOSPITAL			2	100%	2
ENVOY OF FORK UNION, LLC DBA ENVOY AT THE VILLAGE		2			2
UNITED MEMORIAL MEDICAL CENTER			2	100%	2
NYUMC CLINICAL LABORATORIES			2	100%	2
NORTH DAKOTA VETERANS HOME		2			2
ILLINOIS DEPT OF PUBLIC HEALTH LABS			2	100%	2
SCDHEC BUREAU OF LABORATORIES			2	100%	2
CRUC CMCH-COVID-19		2			2
FAMILY CARE SPECIALISTS OF ORLANDO			2	100%	2
AUSTIN REGIONAL CLINIC MICROBIOLOGY LAB			2	100%	2
FALCON HEALTH CENTER			2	100%	2
First Care Living Center/Essentia Health			2	100%	2
Workmens Circle Multicare Center		2			2
YOUTH AND YOU, INC		2			2
GULF COAST IMMEDIATE CARE CENTER		1	1	50%	2
SWEETWATER NURSING CENTER		2			2
441 URGENT CARE-MULBERRY			2	100%	2
IN & OUT URGENT CARE METAIRIE			2	100%	2
BOONES CREEK URGENT CARE		1	1	50%	2
SUNBRIDGE CARE & REHAB FOR DECATUR		2			2
COVANCE			2	100%	2
CVS NV2928POCT LAS VEGAS		2			2
EAST NAPLES PEDIATRICS			2	100%	2
Jackson Health Care Facility			2	100%	2
VIRGINIA DEPT OF HEALTH OFFICE OF EPIDEMIOLOGY			2	100%	2
STOP URGENT CARE			2	100%	2
LIFELINK TISSUE BANK D/B/A LIFELINK TISSUE BANK		2			2
SANIBEL MEDICAL CLINIC			2	100%	2
MANSFIELD MEDICAL LODGE			2	100%	2
MINUTECLINIC DIAGNOSTIC OF OHIO #4401		2			2
CARESPOT URGENT CARE		1	1	50%	2
MINUTECLINIC, LLC #07852		2			2
ADVOCATE SHERMAN HOSPITAL			2	100%	2
HALIFAX HEALTH CARE FOR WOMEN		2			2
SPECTRUM HEALTH			2	100%	2
URGENT CARE AND SURGERY CENTER			2	100%	2
MEMORIAL HERMANN CONSOLIDATED LABORATORY SERVICES			2	100%	2
ST. ELIZABETH HEALTHCARE			2	100%	2
PALM MEDICAL CENTER - PLANT CITY		2			2
ACCESS LABORATORIES LLC			2	100%	2
PALMETTO FAMILY HEALTH CENTER			2	100%	2
Kroger 412 - The Little Clinic Oxford		2			2
BAPTIST HOSPITAL OF MIAMI MCI BROWARD LABORATORY			2	100%	2

COVID-19: testing by laboratory

Data through Feb 1, 2021 verified as of Feb 2, 2021 at 09:25 AM

Data in this report are provisional and subject to change.

The numbers in the table below represent the number of Florida and non-Florida residents for whom test results were received by the Department of Health. A person can be tested by more than one laboratory and can have both positive and negative results. **Therefore, the sum of the numbers in each column will be larger than the total number of people tested.**

Reporting lab	Inconclusive	Negative	Positive	Percent positive	Total
DOCTOR 4 U CLINIC			2	100%	2
CVS NJ2815POCT E BRUNSWICK		2			2
FKC AMELIA ISLAND DIALYSIS			2	100%	2
KAILOS GENETICS INC			2	100%	2
Lakeside Oaks Care Center			2	100%	2
JOHN D. ARCHBOLD MEM. HOSPITAL			2	100%	2
OSF ST JOSEPH MEDICAL CENTER			2	100%	2
ADVANCE FAMILY PRACTICE LLC□			2	100%	2
NEIGHBORCARE PHARMACY SERVICES		2			2
JUPITER INTERNAL MEDICINE AND ASSOCIATES			2	100%	2
BAYSIDE URGENT CARE CENTER INC			2	100%	2
FLAGLER PROFESSIONAL HEALTH CAE SERVICES INC		2			2
VETERANS AFFAIRS MEDICAL CENTER - GREATER LOS ANGELES			2	100%	2
MARCO ISLAND MEDICAL CENTER			2	100%	2
STATE OF FLORIDA			2	100%	2
MEDAILLE COLLEGE WELLNESS CENTER		2			2
WE CARE HOME HEALTH SOLUTIONS LLC			2	100%	2
MINUTE-CLINIC DIAGNOSTIC OF VIRGINIA,		2			2
Delaware Court Healthcare Center		2			2
NASSAU UNIVERSITY MEDICAL CENTER DEPT		1	1	50%	2
MEDEXPRESS URGENT CARE - JEANNETTE		2			2
CVS IN3975POCT JEFFERSONVILLE		1	1	50%	2
MAYO CLINIC GROUP PRACTICE LABORATORY			2	100%	2
CVS MINUTE CLINIC DIAGNOSTIC OF KANSAS, PA		2			2
AFC PHYSICIANS OF FLORIDA, PA			2	100%	2
DOCTORS MEDICAL CTR OF WALTON COUNTY			2	100%	2
Manorcare Health Services West Reading North		2			2
MOBILE HEALTH LABS LLC			2	100%	2
SPRINGS MEDICAL LAB		1	1	50%	2
LIFESPRING COMMUNITY HEALTH		2			2
FAMILY FIRST PEDIATRICS			2	100%	2
ST VINCENTS AMBULATORY CARE INC DBA			2	100%	2
WINKLER COURT□		1	1	50%	2
SARASOTA IMMEDIATE CARE			2	100%	2
NONA PEDIATRIC CENTER			2	100%	2
SOUTH FLORIDA PEDIATRIC PARTNERS			2	100%	2
MENORAH MANOR			2	100%	2
BRENTWOOD AT FORE RANCH			2	100%	2
BAY CORRECTIONAL AND REHABILITATION FACILITY			2	100%	2
DRR JMC URGENT CARE DONALD ROSS			2	100%	2
GERM BUSTERS 911 LLC			2	100%	2
ACM MEDICAL LABORATORY ALLIANCE			2	100%	2
PALM BEACH DIABETES & ENDOCRINE SPECIALISTS PA			2	100%	2
CROSSROADS			2	100%	2
MINUTECLINIC #2797		2			2
PRECISION CLINICAL RESEARCH			2	100%	2
GRAND VILLA OF LAKELAND		2			2

COVID-19: testing by laboratory

Data through Feb 1, 2021 verified as of Feb 2, 2021 at 09:25 AM

Data in this report are provisional and subject to change.

The numbers in the table below represent the number of Florida and non-Florida residents for whom test results were received by the Department of Health. A person can be tested by more than one laboratory and can have both positive and negative results. **Therefore, the sum of the numbers in each column will be larger than the total number of people tested.**

Reporting lab	Inconclusive	Negative	Positive	Percent positive	Total
MEDEXPRESS URGENT CARE - OMAHA N 72 ST		2			2
ACN PHYSICIANS GROUP CORP			2	100%	2
SUMMIT URGENT CARE PS			2	100%	2
MIDLAND MEMORIAL HOSPITAL			2	100%	2
MINUTE CLINIC LLC #4017		2			2
RAINY LAKE MEDICAL CENTER			2	100%	2
Iowa Veterans Home		2			2
ADVENTHEALTH EAST ORLANDO EMPLOYEE CLINIC		2			2
Kroger 853 - The Little Clinic East Broad Street		2			2
MINUTECLINIC DIAGNOSTIC OF KANSAS PA		2			2
LEGACY ER & URGENT CARE - FRISCO WEST			2	100%	2
APC PEDIATRICS			2	100%	2
PANCARE HEALTH - FRANKLIN CO			2	100%	2
JRS LABORATORY			2	100%	2
MANATEE MEMORIAL HOSPITAL CLINICAL LABORATORY			2	100%	2
CVS CT718POCT ANSONIA		2			2
SPRING HILL REGIONAL HOSPITAL			2	100%	2
Greystone Nursing and Rehab, LLC			2	100%	2
SIGNATURE CARE LEWISVILLE-EMERGENCY CENTER		1	1	50%	2
MINUTECLINIC DIAGNOSTIC OF NORTH CARO		2			2
FLORIDA CLINICAL LABORATORY INC			2	100%	2
SOUTHERN TENNESSEE MEDICAL CENTER			2	100%	2
CVS IN7653POCT EVANSVILLE		1	1	50%	2
SARASOTA MEMORIAL MEDICAL URGENT CARE CENTER			2	100%	2
LILY PHARMACY		2			2
WARD MEMORIAL HOSPITAL		2			2
MINUTECLINIC DIAGNOSTIC OF OHIO #6192		2			2
CVS MD2956POCT NEW MARKET		1	1	50%	2
MODMD LABORATORY		2			2
LAB CORP OF AMER SAN DIEGO			2	100%	2
NEW GEN LABS			2	100%	2
UNIVERSITY OF MARYLAND MEDICAL CENTER			2	100%	2
SOUTH MIAMI HOSPITAL			2	100%	2
MD NOW URGENT CARE MEDICAL CENTERS INC			2	100%	2
ADVENT HEALTH CENTRAL TEXAS		1	1	50%	2
FLORIDA DEPARTMENT OF HEALTH IN ESCAMBIA COUNTY		1	1	50%	2
NEMOURS CHILDREN'S URGENT CARE			2	100%	2
CVS TX1104POCT ALLEN		2			2
MIDWAY PRIMARY CARE LLC		2			2
ADVANTA ANALYTICAL LABORATORIES			2	100%	2
BERGEN COUNTY SURGICAL AND ENDOSCOPY CENTER		2			2
LEHIGH MEDICAL AND RESEARCH CENTER, INC			2	100%	2
MINUTE CLINIC LLC #10203		2			2
GRAND VILLA OF SARASOTA		1	1	50%	2
MD NOW URGENT CARE CENTER INC.			2	100%	2
BRITO MEDICAL CENTER			2	100%	2
BD MEDICAL SYSTEMS			2	100%	2

COVID-19: testing by laboratory

Data through Feb 1, 2021 verified as of Feb 2, 2021 at 09:25 AM

Data in this report are provisional and subject to change.

The numbers in the table below represent the number of Florida and non-Florida residents for whom test results were received by the Department of Health. A person can be tested by more than one laboratory and can have both positive and negative results. **Therefore, the sum of the numbers in each column will be larger than the total number of people tested.**

Reporting lab	Inconclusive	Negative	Positive	Percent positive	Total
BAPTIST HOSPITAL EMPLOYEE HEALTH OFF			2	100%	2
CROSSTOWN PHARMACY		2			2
CARENOW LENEXA			2	100%	2
ACCESS CARE MEDICAL GROUP LLC		2			2
MID-FLORIDA HEMATOLOGY AND ONCOLOGY CENTERS		2			2
JOHNNIE RUTH CLARKE LAB			2	100%	2
THE HOSPITAL OF PROVIDENCE EMERGENCY ROOM			2	100%	2
UNIVERISTY OF MEMPHIS ATHLETIC TRAINI		2			2
NIAGARA APOTHECARY INC		2			2
PALM BEACH GARDENS MEDICAL CENTER			2	100%	2
PEDIATRICS IN NORTH FLORIDA PA			2	100%	2
MID - FLORIDA PATHOLOGY LLC		1	1	50%	2
ROCKEFELLER UNIVERSITY CLINICAL GENOMICS LABORATOR		2			2
Iron County Medical Care Facility		2			2
CVS CA8850POCT HUNTINGTON BEACH		1	1	50%	2
VITAL CARE CLINIC, LLC			2	100%	2
METROHEALTH SYSTEM			2	100%	2
WILSON MEMORIAL HOSPITAL			2	100%	2
PruittHealth Lakehaven		2			2
ST. MARY'S MEDICAL CENTER EVANSVILLE, INC			2	100%	2
CSS- TWELVE OAKS			2	100%	2
EPI			2	100%	2
PLASMA MED RESEARCH DBA		2			2
CEDARS-SINAI MEDICAL CENTER			2	100%	2
DEKALB MEDICAL CENTER LABORATORY			2	100%	2
WISCONSIN STATE LABORATORY OF HYGIENE		1	1	50%	2
MINUTECLINIC MINUTECLINIC #4978		1	1	50%	2
JORDAN VALLEY MEDICAL CENTER			2	100%	2
URGENT TEAM - NASHVILLE		2			2
MARCO ISLAND HOSPITAL INC D/B/A		1	1	50%	2
NEW YORK PSYCHIATRIC INSTITUTE		2			2
CENTRAL FLORIDA PRIMARY CARE			2	100%	2
MEDEXPRESS URGENT CARE - BROOKHAVEN		2			2
SERENADES BY SONATA		1	1	50%	2
MEDEXPRESS URGEN CARE - EAST BRUNSWICK		2			2
MEDICAL CENTER LABORATORY			2	100%	2
CVS IL7017POCT BLOOMINGTON		2			2
MINUTECLINIC DIAG OF IND, LLC #5369		1	1	50%	2
MINUTECLINIC DIAGNOSTIC OF PA LLC		2			2
TAMPA INTERNATIONAL AIRPORT			2	100%	2
ARLINGTON DIALYSIS CENTER LLC		2			2
NEMOURS CHILDREN'S PRIMARY CARE THE VILLAGES		2			2
MAJESTIC GUARDIANS			2	100%	2
WALGREENS #13605		2			2
ACKERMAN CANCER CENTER		2			2
CVS NC6402POCT DAVIDSON		1	1	50%	2
UNIVERSITY OF MISSOURI HEALTH CARE			2	100%	2

COVID-19: testing by laboratory

Data through Feb 1, 2021 verified as of Feb 2, 2021 at 09:25 AM

Data in this report are provisional and subject to change.

The numbers in the table below represent the number of Florida and non-Florida residents for whom test results were received by the Department of Health. A person can be tested by more than one laboratory and can have both positive and negative results. **Therefore, the sum of the numbers in each column will be larger than the total number of people tested.**

Reporting lab	Inconclusive	Negative	Positive	Percent positive	Total
SHORE MEDICAL CENTER		2			2
BLACKWATER RIVER			2	100%	2
FLORIDA MEDICAL CLINIC RADIOLOGY DALE MABRY		2			2
MINUTECLINIC DIAGNOSTIC OF TEXAS, LLC #7435		2			2
CLEVELAND CLINIC IMAGING			2	100%	2
MIDDLEBURG PEDIATRICS			2	100%	2
STARMED FAMILY & URGENT CARE			2	100%	2
HAWAII DEPARTMENT OF HEALTH			2	100%	2
GOUVERNEUR HOSPITAL LABORATORY		2			2
AdventHealth Care Center Orlando North			2	100%	2
ARCPOINT LABS OF ALTAMONTE SPRINGS			2	100%	2
COMMUNITY HEALTH CENTERS INC			2	100%	2
WELL HEALTH LABS			2	100%	2
Lake Charles Healthcare LLC dba Landmark Lake Charles			2	100%	2
SOUTHEAST GEORGIA HEALTH SYSTEM, INC D		2			2
PALM CITY NURSING AND REHAB CENTER			2	100%	2
ARC POINT LABS OF AUSTIN NORTH			2	100%	2
OAKBRIDGE TERRACE AT SAE			2	100%	2
CVS IN6713POCT BLOOMINGTON		2			2
PHOEBE BERKS HEALTH CARE CENTER		2			2
PICHARDO CLINIC, THE			2	100%	2
STUDENT HEALTH SERVICES			2	100%	2
INTEGRITY CLINICAL RESEARCH CENTER INC		1	1	50%	2
GRACE HEALTHCARE OF LAKE WALES		1	1	50%	2
MANASOTA PEDIATRICS			2	100%	2
MINUTECLINIC DIAG OF IND, LLC #6472		2			2
BROOKDALE LAKE MARY			2	100%	2
EXCEPTIONAL EMERGENCY CENTER - AMARILLO			2	100%	2
CHI MEMORIAL PRIMARY CARE ASSOCIATES-A		2			2
ADVICE FOR OPTIMAL WELLNESS			2	100%	2
HOLY TRINITY PHARMACY LLC		2			2
ADVENTIST HINSDALE HOSPITAL LABORATORY			2	100%	2
BAYSHORE MEDICAL CENTER			2	100%	2
MERCY HOSPITAL			2	100%	2
Luther Acres Manor		2			2
DALLAS BAPTIST UNIVERSITY - HEALTH SERVICES			2	100%	2
DELAWARE DIAGNOSTICS LABS			2	100%	2
CVS PA7132POCT THORNDALE		2			2
BAYCARE LABORATORIES			2	100%	2
MIDDLE TENN MENTAL HEALTH INSTITUTE		2			2
BAPTIST HEALTHCARE - LAKEVIEW CENTER INC		2			2
BIRMINGHAM INTERNAL MEDICINE ASSOCIATE		1	1	50%	2
Bedford Care Center of Hattiesburg		2			2
ORLANDO HEALTH PHYSICIAN GROUP			2	100%	2
MINUTECLINIC, LLC #09202		1	1	50%	2
Kroger 426 - The Little Clinic Suwanee		2			2
WARE EXPRESS CARE			2	100%	2

COVID-19: testing by laboratory

Data through Feb 1, 2021 verified as of Feb 2, 2021 at 09:25 AM

Data in this report are provisional and subject to change.

The numbers in the table below represent the number of Florida and non-Florida residents for whom test results were received by the Department of Health. A person can be tested by more than one laboratory and can have both positive and negative results. **Therefore, the sum of the numbers in each column will be larger than the total number of people tested.**

Reporting lab	Inconclusive	Negative	Positive	Percent positive	Total
HAMILTON COUNTY HEALTH DEPARTMENT		2			2
STATCARE URGENT AND WALK-IN			2	100%	2
CARE NOW DENTON			2	100%	2
TMH EC NORTHEAST LABORATORY			2	100%	2
LEXINGTON PLACE			2	100%	2
ALL AMERICAN URGENT CARE			2	100%	2
QUALITY LABORATORY SERVICE		2			2
LEE PHYSICIAN GROUP		1	1	50%	2
AFFORDABLE PRIMARY CARE LLC		2			2
EMORY UNIVERSITY HOSPITAL			2	100%	2
NORTON IMMEDIATE CARE CENTER - PRESTON			2	100%	2
SUNCOAST TECHNICAL COLLEGE SCHOOL OF HEALTH		2			2
POPLAR HEALTHCARE			2	100%	2
SPECIALTY LABORATORIES			2	100%	2
CATHOLIC HEALTH LABORATORY SERVICES		2			2
MEDEXPRESS URGENT CARE - BRIDGEVILLE		2			2
TANVIR H SHAGAR NP		2			2
MEDEXPRESS URGENT CARE - LINCOLN N 26T		2			2
ManorCare Rehabilitation Center- Decatur		2			2
WEST COAST PEDIATRICS			2	100%	2
Kroger 186 - The Little Clinic Holiday Manor		1	1	50%	2
CLEAR LAKE REGIONAL MEDICAL CENTER			2	100%	2
AMEDISYS HOME HEALTH OF GREENVILLE			2	100%	2
INFINITI LABS INC			2	100%	2
HAMILTON CHD		2			2
BAYSTATE MEDICAL CENTER		1	1	50%	2
New Jersey Aim At Smg		2			2
PHYSICIANS CARE INC		1	1	50%	2
MEDEXPRESS URGENT CARE-MT PLEASANT		1	1	50%	2
VA PRIMARY CARE ANNEX			2	100%	2
Kroger 125 - The Little Clinic Castle Rock		2			2
COOK HOSPITAL AND CARE CENTER		1	1	50%	2
LEE MEMORIAL HEALTH SYSTEM D/B/A			2	100%	2
WHOLE CHILD PEDIATRICS			2	100%	2
MORRISTOWN MEMORIAL HOSPITAL		2			2
LABRADOR PRIMARY CARE CENTER			2	100%	2
ASCENSION ST VINCENT'S RIVERSIDE			2	100%	2
PRECISION DIAGNOSTIC INC		2			2
Great Lakes Health Center			2	100%	2
CVS HEALTH, #1994		1	1	50%	2
CARE 365			2	100%	2
HIGHLANDS COUNTY FIRE RESCUE		2			2
ORLANDO LUTHERAN TOWERS		1	1	50%	2
CVS TX5877POCT PEARLAND		2			2
MIDWAY SPECIALTY CARE RX LLC			2	100%	2
WALGREENS #05477		2			2
SUPERIOR RESIDENCES OF CLERMONT		2			2

COVID-19: testing by laboratory

Data through Feb 1, 2021 verified as of Feb 2, 2021 at 09:25 AM

Data in this report are provisional and subject to change.

The numbers in the table below represent the number of Florida and non-Florida residents for whom test results were received by the Department of Health. A person can be tested by more than one laboratory and can have both positive and negative results. **Therefore, the sum of the numbers in each column will be larger than the total number of people tested.**

Reporting lab	Inconclusive	Negative	Positive	Percent positive	Total
BAYLOR COLLEGE OF MEDICINE			2	100%	2
MEDEXPRESS URGENT CARE - CEDAR KNOLLS		2			2
MINUTECLINIC 7196		2			2
Elba Nursing and Rehabilitation Center, LLC		2			2
SMITH NORTHVIEW HOSPITAL LAB			2	100%	2
PHYSICIANS MEDICAL CENTER		2			2
UNIVERSITY HOSPITAL OF BROOKLYN		2			2
TMH PHYSICIAN PARTNERS MONTICELLO		1	1	50%	2
SPRINGHILL SENIOR RESIDENCE		2			2
FLORIDA MEDICAL CENTER OF CLEARWATER		2			2
INTERNAL MEDICINE & PEDIATRICS WELLNESS CENTER			2	100%	2
MINUTECLINIC DIAGNOSTIC PA #7110		2			2
DOCTORS CARE OF PALM COAST			2	100%	2
Heartland Healthcare Center Boca Raton			2	100%	2
OUR LADY OF THE LAKE REGIONAL MEDICAL CENTER			2	100%	2
CVS OH6147POCT COLUMBUS		1	1	50%	2
AKRON GENERAL MEDICAL CENTER MAIN		2			2
BAYFRONT FAMILY HEALTH CENTER			2	100%	2
Robert Cranfield			2	100%	2
ADVENT HEALTH MEDICAL GROUP FAMILY AND INTERNAL MEDICINE AT AVALON PAR		1	1	50%	2
HOPE HEALTH CARE, LLC		2			2
UNIVERSTIY OF ILLINOIS HOSPITAL			2	100%	2
SUMMERFIELD RETIREMENT LIVING, INC			2	100%	2
PUBLIC HEALTH LABORATORY	1		1	50%	2
CARTER BLOOD CARE			2	100%	2
SOUTHERN BREEZE HEALTHCARE		1	1	50%	2
ORANGE COUNTY HEALTH DEPARTMENT		1	1	50%	2
RENFREW CENTERS INC		2			2
CENTRAL FLORIDA FAMILY HEALTH CENTER		2			2
HEALTH FIRST MEDICAL GROUP			2	100%	2
EXPRESS CARE WALK-IN CLINIC			2	100%	2
JOHNSON CITY MEDICAL CENTER		1	1	50%	2
UK HEALTHCARE			2	100%	2
CREATIVE HEALTH CENTER			2	100%	2
Parkridge Specialty Care		2			2
Kroger 745 - The Little Clinic Somerset		2			2
FLORIDA MEDICAL CLINIC CARDIOLOGY-ZH			2	100%	2
AIRPORT CLINIC			2	100%	2
SKIPPACK MEDICAL LAB			2	100%	2
MAIN STREET MEDICAL CENTERS		2			2
Kroger 758 - The Little Clinic Providence		2			2
CLINICAL CARE ASSOCIATES, INC			2	100%	2
NATIONWIDE LABORATORY SERVICES		1	1	50%	2
UT PATH			2	100%	2
Kroger 739 - The Little Clinic La Grange Road		2			2
CVS IL3163POCT OAK PARK		2			2
UW HOSPITAL AND CLINICS		1	1	50%	2

COVID-19: testing by laboratory

Data through Feb 1, 2021 verified as of Feb 2, 2021 at 09:25 AM

Data in this report are provisional and subject to change.

The numbers in the table below represent the number of Florida and non-Florida residents for whom test results were received by the Department of Health. A person can be tested by more than one laboratory and can have both positive and negative results. **Therefore, the sum of the numbers in each column will be larger than the total number of people tested.**

Reporting lab	Inconclusive	Negative	Positive	Percent positive	Total
MEDEXPRESS URGENT CARE-SELINGSGROVE		2			2
FLORIDA PRIMARY CARE CENTER PA		2			2
Providence of Sparta Health and Rehabilitation		2			2
OURMED		2			2
VELOCITY URGENT CARE			2	100%	2
MARTIN MEDICAL CENTER INC		1	1	50%	2
WISE HEALTH SYSTEM		1	1	50%	2
PEACEHEALTH CENTRAL		2			2
Hartwell Health and Rehabilitation		2			2
MEDEXPRESS URGENT CARE NORWIN		2			2
MINUTECLINIC DIAGNOSTIC PA #3344		2			2
MINUTE CLINIC DIAGNOSTIC OF VIRGINIA, LLC #1905		2			2
MAGNOLIA ADULT, LLC			2	100%	2
CLINICA HISPANIA			2	100%	2
CVS MINUTE CLINIC DIAGNOSTIC MED GRP		2			2
BFT LAB			2	100%	2
SOUTH LAKE FAMILY HEALTH CENTER			2	100%	2
WHITESANDS OUTPATIENT TREATMENT		2			2
SPRINGFIELD HOSPITAL LABORATORY			2	100%	2
MEDEXPRESS URGENT CARE, LANCASTER WEST		1	1	50%	2
MINUTECLINIC DIAGNOSTIC OF KENTUCKY		2			2
UMHC HOLLYWOOD LABORATORY			2	100%	2
MEDEXPRESS URGENT CARE - WEST ST PAUL, ROBERT ST S		2			2
CVS NC7588POCT ASHEVILLE		2			2
ADVENTHEALTH MEDICAL GROUP INTERNAL MEDICINE AT			2	100%	2
VALLEY MEDICAL LABORATORY			2	100%	2
GOLDSTEIN			2	100%	2
MEDEXPRESS URGENT CARE - LEDGEWOOD		2			2
COVID TESTING LLC			2	100%	2
Kroger 571 - The Little Clinic Hendersonville		1	1	50%	2
BELLIN HOSPITAL			2	100%	2
RIGHT AT HOME			2	100%	2
MIAMI DADE MEDICAL RESEARCH INSTITUTE			2	100%	2
LACORP		1	1	50%	2
MEMORIAL SLOAN KETTERING CANCER CENTER		1	1	50%	2
Solaris Healthcare Pensacola			2	100%	2
INSPIRIT SENIOR LIVING			2	100%	2
FIRST CHOICE MEDICAL PC			2	100%	2
TEXAS HEALTH CARE			2	100%	2
Kings County Hospital Center			2	100%	2
John Knox Manor Inc II		1	1	50%	2
NAVAL MEDICAL CENTER			2	100%	2
DAYTON CHILDRENS HOSPITAL LAB			2	100%	2
MEDEXPRESS URGENT CARE-BLOOMFIELD AVEN		2			2
POINTE AT NEW PORT PLACE,THE		2			2
CLINICAL ASSOCIATES OF ORLANDO LLC		2			2
VOLUNTEERS OF AMERICA OF FLORIDA			2	100%	2

COVID-19: testing by laboratory

Data through Feb 1, 2021 verified as of Feb 2, 2021 at 09:25 AM

Data in this report are provisional and subject to change.

The numbers in the table below represent the number of Florida and non-Florida residents for whom test results were received by the Department of Health. A person can be tested by more than one laboratory and can have both positive and negative results. **Therefore, the sum of the numbers in each column will be larger than the total number of people tested.**

Reporting lab	Inconclusive	Negative	Positive	Percent positive	Total
SYNEOS HEALTH			2	100%	2
PTC LABORATORIES			2	100%	2
JACKSON MADISON CO. GEN. HOSPITAL			1	100%	1
Douglas County Health Center		1			1
Kroger - KR001100688			1	100%	1
BEAUMONT HOSPITAL			1	100%	1
Brynwood Health & Rehabilitation Center			1	100%	1
Cerenity Senior Care-White Bear Lake		1			1
NULEASE MEDICAL SOLUTIONS			1	100%	1
ENCOMPASS HEALTH REHABILITATION			1	100%	1
PHYSICIANS PREMIER			1	100%	1
Jacaranda Manor			1	100%	1
HCL LABORATORIES			1	100%	1
PRIMARY AND URGENT CARE			1	100%	1
LITTLE FALLS HOSPITAL LABORATORY		1			1
CSL PLASMA LAB			1	100%	1
CFCH - FROSTPROOF			1	100%	1
CLEMENT MANOR HEALTH CENTER		1			1
SUN CLINICAL LABORATORIES			1	100%	1
VISTA LAKE ASSISTED LIVING			1	100%	1
US LABORATORIES			1	100%	1
BRISTOL REGINAL MEDICAL CENTER			1	100%	1
HEALTH GUAGE			1	100%	1
TANGLEWOOD MANOR		1			1
CENTRAL TX MEDICAL CENTER - LAB			1	100%	1
HEALTH NETWORK			1	100%	1
JAX FAMILY CARE		1			1
ROSE MEDICAL CENTER LAB			1	100%	1
NATION'S BEST CARE HOME HEALTH			1	100%	1
KEY WEST BRANCH MEDICAL CLINIC			1	100%	1
UT HEALTH RIO GRANDE VALLEY PRIMARY CARE AT			1	100%	1
METROPOLITAN			1	100%	1
FAMILY MEDICAL CENTRE			1	100%	1
AURORA HEALTH CARE METRO INC			1	100%	1
VA COMMUNITY BASED CLINIC - LAKE CITY			1	100%	1
OCALA REGIONAL DIALYSIS- NORTH			1	100%	1
LABORATORY COPRORATION OF AMERICA			1	100%	1
MISSOURI DEPT. OF HEALTH			1	100%	1
BLACK STALLION WALK IN AND EXERCISE CLINICS LLC		1			1
MEDEXPRESS URGENT CARE - LINCOLN		1			1
HEALTHCARE FOR THE HOMELESS			1	100%	1
DEBORAH HEART AND LUNG CENTER		1			1
GSM OCED Subsection			1	100%	1
MINUTE CLINIC LLC #1909		1			1
CHIPOLA QUICK CARE			1	100%	1
CVS AZ10529POCT SCOTTSDALE		1			1
Kroger 390 - The Little Clinic North College Hill		1			1

COVID-19: testing by laboratory

Data through Feb 1, 2021 verified as of Feb 2, 2021 at 09:25 AM

Data in this report are provisional and subject to change.

The numbers in the table below represent the number of Florida and non-Florida residents for whom test results were received by the Department of Health. A person can be tested by more than one laboratory and can have both positive and negative results. **Therefore, the sum of the numbers in each column will be larger than the total number of people tested.**

Reporting lab	Inconclusive	Negative	Positive	Percent positive	Total
PRIME CARE FAMILY MEDICINE			1	100%	1
DORA HOME CARE			1	100%	1
CHESAPEAKE REGIONAL MEDICAL CENTER			1	100%	1
INFECTION CONTROL DEPT			1	100%	1
CVS TX7827POCT ROUND ROCK		1			1
MEMORIALCARE LONG BEACH MEDICAL CENTER			1	100%	1
Raleigh Center (WV)			1	100%	1
CARING PROFESSIONAL HEALTH CARE LLC		1			1
JOSEPH SCHENKER MD PC		1			1
MEDEXPRESS URGENT CARE - LEOMINSTER		1			1
LAKE VIEW COURT		1			1
SILVER SPRINGS SHORES DIALYSIS			1	100%	1
ORCHID TERRACE		1			1
Oakland Nursing and Rehabilitation Center		1			1
MRMC LAB MICRO			1	100%	1
ELKHART GENERAL HOSPITAL			1	100%	1
METHODISM MIDLOTHIAN MEDICAL CENTER			1	100%	1
BAPTIST HOSPITAL LABORATORY			1	100%	1
CARENOW URGENT CARE-HENDERSONVILLE		1			1
CLARKSVILLE MANOR INC		1			1
THYROID SPECIALTY LABORATORY			1	100%	1
MEDICAL CENTER			1	100%	1
CRUSADER COMMUNITY HEALTH			1	100%	1
MISSION HOSPITAL			1	100%	1
NEW ULM MEDICAL CENTER			1	100%	1
A.G. Rhodes		1			1
LAMARQUE DIALYSIS			1	100%	1
Kroger 753 - The Little Clinic Goss Avenue		1			1
Community Compassion Center of Batesville			1	100%	1
MAURY REGIONAL MEDICAL CENTER		1			1
ROYAL PALM PEDIATRICS			1	100%	1
ST VINCENT'S AMBULATORY CARE INC			1	100%	1
Falmouth By The Sea			1	100%	1
MERITER LABORATORIES			1	100%	1
Manor Care Health Care Services - Williamsport North		1			1
TRIPLE O RESEARCH INSTITUTE PA			1	100%	1
MEDEXPRESS URGENT CARE-MEADVILLE			1	100%	1
CLINICAL MICROBIOLOGY LAB FAIRVIEW UNIVERSITY HOSPITAL			1	100%	1
SUNY AT STONY BROOK			1	100%	1
Sunnybrook Rehabilitation Center			1	100%	1
LEGACY AT HIGHWOODS PRESERVE		1			1
PROVIDENCE HOSPITAL			1	100%	1
CAREHERE HUDSON BAY			1	100%	1
TALLAHASSEE MEMORIAL HEALTHCARE			1	100%	1
PARKWAY REGIONAL MEDICAL CENTER LAB			1	100%	1
PASSPORT HEALTH ORLANDO		1			1
NEMOURS CHILDRENS URGENT CARE			1	100%	1

COVID-19: testing by laboratory

Data through Feb 1, 2021 verified as of Feb 2, 2021 at 09:25 AM

Data in this report are provisional and subject to change.

The numbers in the table below represent the number of Florida and non-Florida residents for whom test results were received by the Department of Health. A person can be tested by more than one laboratory and can have both positive and negative results. **Therefore, the sum of the numbers in each column will be larger than the total number of people tested.**

Reporting lab	Inconclusive	Negative	Positive	Percent positive	Total
CARBON HEALTH			1	100%	1
Riverside Nursing & Rehabilitation Center		1			1
CVS IN5696POCT FORT WAYNE		1			1
TALLAHASSEE DIALYSIS		1			1
Oak Hill Health & Rehabilitation Center			1	100%	1
Kroger 419 - The Little Clinic Farmington/Exeter		1			1
MARYLAND DEPARTMENT OF HEALTH AND MENTAL HYGIENE			1	100%	1
CVS IL8751POCT CHICAGO		1			1
COLLIER BLVD HMA PHYSICIANS MANAGEMENT LLC			1	100%	1
Riviera Health Resort		1			1
ADVANCE GASTROENTEROLOGY			1	100%	1
BASCOM PALMER EYE INSTITUTE			1	100%	1
ASHLEY CLINICAL DIAGNOSTIC LABORATORY			1	100%	1
NORTH SHORE HEMATOLOGY-ONCOLOGY ASSOCI		1			1
BEAUFORT MEMORIAL			1	100%	1
INTERNAL MEDICINE GROUP OF CENTRAL FLORIDA			1	100%	1
ADVENT HEALTH - OWASA			1	100%	1
LAB PLUS, LLC			1	100%	1
CVS CA9803POCT RIVERSIDE		1			1
BIOLOGICAL AND CHEMICAL EMERGENCIES LABORATORY			1	100%	1
BAYFRONT CARDIOVASCULAR ASSOCIATES			1	100%	1
THE CHILDREN'S HOSPITAL OF PHILADELPHIA		1			1
ABBOTT LABORATORIES - OCCUPATIONAL HEALTH SERVICES			1	100%	1
LAKE PEDIATRICS			1	100%	1
OAKMONTE VILLAGE OF DAVIE			1	100%	1
REGIONAL MEDICAL LABORATORY			1	100%	1
SEACOAST PATHOLOGY PROFESSIONAL ASSOC		1			1
Tremont Health & Rehabilitation Center		1			1
MEDEXPRESS URGENT CARE - WAYNESBURG		1			1
NEW ERA COMMUNITY HEALTH CENTER LLC		1			1
SYNERGENE LABORATORY			1	100%	1
HEALTHPARTNERS HUDSON CLINIC			1	100%	1
PUBLIC HEALTH LABORATORIES			1	100%	1
LOGAN COUNTY HOSPITAL			1	100%	1
MARYWOOD NURSING CARE CENTER		1			1
ADVANCED RESEARCH AND DIAGNOSTIC LABORATORY UNIVERSITY OF MINNESOTA			1	100%	1
NSPIRE HEALTHCARE PLANTATION			1	100%	1
CERMAK HEALTH SERVICES			1	100%	1
Good Samaritan Society-Atkinson		1			1
MEDEXPRESS URGENT CARE - MYLAN			1	100%	1
CVS GA5637POCT VILLA RICA		1			1
YOUR KIDS URGENT CARE			1	100%	1
MID FLORIDA BIOLOGICALS			1	100%	1
MIAMI CHILDRENS HOSPITAL MIDTOWN OUTPATIENT CENTER			1	100%	1
OMNI HEALTHCARE INC			1	100%	1
CLINICAL CARE CENTER, INC			1	100%	1
Acts Manor House		1			1

COVID-19: testing by laboratory

Data through Feb 1, 2021 verified as of Feb 2, 2021 at 09:25 AM

Data in this report are provisional and subject to change.

The numbers in the table below represent the number of Florida and non-Florida residents for whom test results were received by the Department of Health. A person can be tested by more than one laboratory and can have both positive and negative results. **Therefore, the sum of the numbers in each column will be larger than the total number of people tested.**

Reporting lab	Inconclusive	Negative	Positive	Percent positive	Total
STONECREST MEDICAL CENTER		1			1
Masonic Medical Research Institute			1	100%	1
CFHC - FROSTPROOF			1	100%	1
WOMENS CARE FLORIDA LLC			1	100%	1
TREASURE COAST COMMUNITY HEALTH INC			1	100%	1
BHS PHYSICIAN NETWORK			1	100%	1
Baypoint Healthcare Center			1	100%	1
COLONIAL MEDICAL CENTER-EAST ORLANDO			1	100%	1
MID-SOUTH URGENT CARE, PLLC			1	100%	1
MEDEXPRESS URGENT CARE - BENTON		1			1
SPECTRUM LUDINGTON			1	100%	1
HOLMES FAMILY PRACTICE PA			1	100%	1
FAIRFIELD MEDICAL CENTER			1	100%	1
MINUTECLINIC, LLC #4507		1			1
DORAL KIDNEY CENTER			1	100%	1
Kroger 777 - The Little Clinic Shelbyville		1			1
ST JOHNS MEDICAL CENTER		1			1
EXAC CARE CROSSVILLE		1			1
MEDEXPRESS URGENT CARE - WESTFIELD, E MAIN ST			1	100%	1
NEMOURS CHILDREN'S PRIMARY CARE			1	100%	1
KANA MEDICAL			1	100%	1
Village Crest Center for Health & Rehabilitation		1			1
CVS PA371POCT PHILADELPHIA		1			1
INNOVATIVE HEALTH DIAGNOSTIC OF CALIFORNIA			1	100%	1
CONTINENTAL HOME HEALTH CARE INC			1	100%	1
QUEST DIAGNOSTICS INCORPORATED			1	100%	1
MINUTECLINIC DIAGNOSTIC MED GRP OF ORA			1	100%	1
Community Care Center of Heritage House, LLC			1	100%	1
URGENT CARE OF FORT LAUDERDALE INC			1	100%	1
SOMA MEDICAL CENTER PA #2 OAKLAND			1	100%	1
Rehab Select of Talladega		1			1
ASCENSION ST VINCENT'S MEDICAL CENTER			1	100%	1
ASPIRUS WAUSAU HOSPITAL			1	100%	1
SHANDS JACKSONVILLE CLINICAL CENTER			1	100%	1
PEDIATRIC ASSOCIATES - JACKSONVILLE			1	100%	1
SARASOTA MEMORIAL HOSPITAL		1			1
SURGERY CENTER, THE			1	100%	1
GUTHRIE CORNING HOSPITAL LABORATORY		1			1
FLORIDA HOME HEALTH			1	100%	1
MYCLINIC, INC			1	100%	1
TIMPANOGOS REGIONAL HOSPITAL			1	100%	1
HUNEYCUTT FAMILY PRACTICE			1	100%	1
SPRINGFIELD HOSPITAL			1	100%	1
RAJ K PAI MD PA			1	100%	1
SPECTRUM LABORATORY			1	100%	1
FAMILY MEDICINE AT CELEBRATION		1			1
Chateau Living Center			1	100%	1

COVID-19: testing by laboratory

Data through Feb 1, 2021 verified as of Feb 2, 2021 at 09:25 AM

Data in this report are provisional and subject to change.

The numbers in the table below represent the number of Florida and non-Florida residents for whom test results were received by the Department of Health. A person can be tested by more than one laboratory and can have both positive and negative results. **Therefore, the sum of the numbers in each column will be larger than the total number of people tested.**

Reporting lab	Inconclusive	Negative	Positive	Percent positive	Total
POINTE MEDICAL SERVICES INC			1	100%	1
QUALITY CLINICAL LAB LLC			1	100%	1
CAREWELL URGENT CARE FITCHBURG			1	100%	1
DAVENPORT PEDIATRICS CLERMONT PA		1			1
THE TOLEDO HOSPITAL			1	100%	1
Kroger 895 - The Little Clinic Green Hills		1			1
PSL JAX BEACH OPERATIONS LLC			1	100%	1
LAB. CORP. OF AMERICA			1	100%	1
LabCorp L#09258295 M#09258285			1	100%	1
SC-GA2018 THE RIDGE REHABILITATION & H		1			1
Lynwood		1			1
Crowne Place Assisted Living		1			1
DOCTORS CARE - GREER		1			1
LIFEPLUS HEALTHCARE GROUP INC		1			1
DOCTORS MEMORIAL HOSP HOME HEALTH CARE		1			1
MINUTECLINIC DIAGNOSTIC, PA		1			1
MARYWOOD HEIGHTS		1			1
Hillside Manor Rehabilitation and Extended Care Center		1			1
ARIZA WELLNESS CARE LLC			1	100%	1
AURORA CONSOLIDATED LABORATORY			1	100%	1
The Center at Centennial			1	100%	1
MEDEXPRESS URGENT CARE - BECKLEY		1			1
EAST END PEDIATRICS		1			1
Accordius Health at Gastonia			1	100%	1
NEW SMYRNA BEACH AMBULATORY CARE CTR			1	100%	1
HOLYOKE MEDICAL CENTER			1	100%	1
Beth Sholom Home of Eastern Virginia			1	100%	1
ALLEGANY COUNTY DEPARTMENT OF HEALTH		1			1
ASANTE ROGUE REGIONAL MEDICAL CENTER L		1			1
HCR ManorCare Greentree		1			1
VANAJA SUREDDI MD PA			1	100%	1
ELITE MEDICAL LABORATORY SOLUTIONS LLC			1	100%	1
Oakview Manor Health and Rehab		1			1
IDAHO HEALTH DEPARTMENT			1	100%	1
MISSISSIPPI VALLEY REGIONAL BLOOD CENTER			1	100%	1
RIVERTON CBOC			1	100%	1
HEALTH AND WELLNESS URGENT CARE LLC			1	100%	1
GADSDEN COUNTY HEALTH DEPARTMENT			1	100%	1
BHA TITUSVILLE CLINIC			1	100%	1
CVS SC4286POCT EASLEY		1			1
CLINTON DRUG STORE		1			1
Kroger 539 - The Little Clinic Memorial Blvd.		1			1
SHARON REGIONAL MEDICAL CENTER			1	100%	1
Birmingham Nursing and Rehabilitation East LLC		1			1
CLINICAL LABORATORY DEPARTMENT			1	100%	1
HANCOCK REGIONAL HOSPITAL		1			1
Henry County Health and Rehabilitation		1			1

COVID-19: testing by laboratory

Data through Feb 1, 2021 verified as of Feb 2, 2021 at 09:25 AM

Data in this report are provisional and subject to change.

The numbers in the table below represent the number of Florida and non-Florida residents for whom test results were received by the Department of Health. A person can be tested by more than one laboratory and can have both positive and negative results. **Therefore, the sum of the numbers in each column will be larger than the total number of people tested.**

Reporting lab	Inconclusive	Negative	Positive	Percent positive	Total
ANDREWS			1	100%	1
ROAN MOUNTAIN MEDICAL CENTER			1	100%	1
DIGNITY HEALING LLC			1	100%	1
SANTA CLARA VALLEY MEDICAL CENTER			1	100%	1
PRIMEX CLINICAL LABORATORIES INC			1	100%	1
MDS PHARMA SERVICES		1			1
WEST CARVER MEDICAL ASSOCIATES		1			1
POUDRE VALLEY HOSPITAL			1	100%	1
MEMORIAL HEALTH SYSTEM		1			1
Kroger 518 - The Little Clinic Hermitage		1			1
MC DIAGNOSTIC OF CONNECTICUT, PC #114		1			1
MEDEXPRESS-DOVER		1			1
QUALITY LAB			1	100%	1
ADVANCED MEDICAL LABORATORIES (AML)			1	100%	1
BRANDON OUTREACH CLINIC			1	100%	1
DELAWARE DEPARTMENT OF HEATH			1	100%	1
PROMUS DIAGNOSTICS, LLC			1	100%	1
USC VERDUGO HILLS HOSPITAL			1	100%	1
ALLIED PHYSICIANS GROUP		1			1
LAS PALMAS MEDICAL CENTER			1	100%	1
CVS HEALTH, #5962		1			1
CARLOS F FUSTER MD PA		1			1
WESTOX LABS		1			1
CAROLINAS HEALTHCARE SYSTEM LAB			1	100%	1
NASSAU COUNTY HEALTH DEPARTMENT		1			1
HARDIN MEMORIAL HOSPITAL - HEARTLAND PATHOLOGY CONSULTANTS			1	100%	1
CVS AZ69POCT PEORIA		1			1
MOUNT SINAI COMPREHENSIVE CANCER CENTER			1	100%	1
DEPT OF VA MEDICAL CENTER - MIAMI			1	100%	1
WEST VIRGINIA LABORATORIES			1	100%	1
UABC			1	100%	1
DOCTORS HOSPITAL OF LAREDO			1	100%	1
NORTHSIDE FAMILY MEDICINE AND URGENT CARE (HOLLY SPRINGS)		1			1
Summit Medical Group Morristown Oncology		1			1
LAREDO EMERGENCY ROOM			1	100%	1
STEWART FLORIDA ALF, INC			1	100%	1
DEVLIN MANOR NURSING AND REHABILITATION		1			1
PANCARE HEALTH - BRUCE			1	100%	1
A G RHODES HOME AT WESLEY WOODS		1			1
CITRUS HEALTH NETWORK INC			1	100%	1
THE EDGEWATER AND WATERMAN VILLAGE			1	100%	1
DSI LABORATORIES-NAPLES-7TH			1	100%	1
LOWER KEYS COMMUNITY HEALTH CENTER			1	100%	1
CVS MINUTE CLINIC #5836		1			1
FLORIDA HEART AND VASCULAR MULTISPECIALTY GROUP PA			1	100%	1
BLAKE AT PENSACOLA OPERATION CO, LLC, THE			1	100%	1
Kroger 328 - The Little Clinic Henderson Road		1			1

COVID-19: testing by laboratory

Data through Feb 1, 2021 verified as of Feb 2, 2021 at 09:25 AM

Data in this report are provisional and subject to change.

The numbers in the table below represent the number of Florida and non-Florida residents for whom test results were received by the Department of Health. A person can be tested by more than one laboratory and can have both positive and negative results. **Therefore, the sum of the numbers in each column will be larger than the total number of people tested.**

Reporting lab	Inconclusive	Negative	Positive	Percent positive	Total
DR PHILLIPS CENTER FOR WELLNESS		1			1
Harris Hill Nursing Facility		1			1
SANTA ROSA PEDIATRICS			1	100%	1
LYSTER MAIN LAB, FT RUCKER		1			1
SYNAPSE ANALYTICAL LABS		1			1
ATHENS MEDICAL CENTER			1	100%	1
EXACCARE KINGSTON, LLC			1	100%	1
NEMOURS CHILDREN'S HOSPITAL			1	100%	1
ALL PRO ORTHOPEDICS & SPORTS MEDICINE, PA			1	100%	1
LAKE MARY OPTUM FLORIDA			1	100%	1
CLEVELAND CLINIC OUTPATIENT LABORATORY			1	100%	1
WELLINGTON WEST 100176			1	100%	1
SUN CITY DIAGNOSTIC CENTER			1	100%	1
DEVITA		1			1
Kroger 407 - The Little Clinic Lexington		1			1
MINUTECLINIC DIAGNOSTIC OF KANSAS, PC		1			1
LAKEVIEW HEALTH CARE SYSTEM LLC			1	100%	1
UNIVERSITY HEALTH SERVICES RIVER CAMPUS		1			1
KIOSK MEDICINE KENTUCKY LLC		1			1
American Fork Care Center dba Heritage Care Center		1			1
Valley View Health and Rehabilitation, LLC		1			1
FALKVILLE HEALTHCARE		1			1
SHERIDAN AT HOBE SOUND, THE			1	100%	1
Bolingreen Health and Rehabilitation		1			1
NORTH FLORIDA FAMILY MEDICINE			1	100%	1
DESERT HOSPITAL/CPHU CLINICAL LABORATORY			1	100%	1
INTERMOUNTAIN HEALTHCARE LABORATORY SERVICES			1	100%	1
BETHESDA DIALYSIS			1	100%	1
HSRE-ASL CASSELBERRY TRS, LLC			1	100%	1
CVS IL117OPOCT JOLIET		1			1
Ashland Place Health and Rehabilitation, LLC		1			1
Kroger 368 - The Little Clinic Frankfort West		1			1
EXCEL URGENT CARE OF NJ			1	100%	1
Walgreens #9278		1			1
WILMINGTON NURSING AND REHAB			1	100%	1
CHATSWORTH ASSISTED LIVING COMMUNITY AT PGA NATIONAL			1	100%	1
HERNANDO COUNTY HEALTH DEPT			1	100%	1
FREDERICK AVENUE GROUP HOME		1			1
BELLMORE PEDIATRICS		1			1
Victory Health and Rehabilitation			1	100%	1
IRA FIALKO DO			1	100%	1
URGENT CARE CENTER OF PORT ORANGE LLC			1	100%	1
ManorCare Health Services Camp Hill		1			1
Kroger - KR003400316			1	100%	1
OMAHA VA MEDICAL CENTER			1	100%	1
CVS SC2736POCT MURRELLS INLET		1			1
Cornerstone at the Ranch		1			1

COVID-19: testing by laboratory

Data through Feb 1, 2021 verified as of Feb 2, 2021 at 09:25 AM

Data in this report are provisional and subject to change.

The numbers in the table below represent the number of Florida and non-Florida residents for whom test results were received by the Department of Health. A person can be tested by more than one laboratory and can have both positive and negative results. **Therefore, the sum of the numbers in each column will be larger than the total number of people tested.**

Reporting lab	Inconclusive	Negative	Positive	Percent positive	Total
ENCOMPASS HEALTH HOME HEALTH		1			1
MIAMI-DADE COUNTY HEALTH DEPT.		1			1
Kroger 596 - The Little Clinic Brentwood		1			1
PROSPECT URGENT CARE			1	100%	1
LIFE CARE CENTER OF HILTON HEAD		1			1
FULGENT GENETICS HOUSTON		1			1
EVANS FAMILY CARE PA			1	100%	1
Hackensack Univ Medical Center At Pasc		1			1
ADVANCED LABORATORY SERVICES			1	100%	1
TENNOVA ER - SANGO			1	100%	1
CARSON NURSING AND REHABILITATION CENTER		1			1
ABSOLUTE HEALTH INTERNAL MEDICINE AND PEDIATRICS		1			1
THE INTERNAL MEDICAL GROUP		1			1
MID-FLORIDA PATHOLOGY LLC		1			1
CVS NV3210POCT LAS VEGAS		1			1
Glen Oaks Health and REhabilitation		1			1
FAMILY PRACTICE OF CENTRAL FLORIDA PA			1	100%	1
WALGREENS #15291		1			1
ARIZONA STATE LABORATORY			1	100%	1
Crisp Regional Nursing and Rehab Center		1			1
COASTAL PEDIATRICS LLC			1	100%	1
COMMUNITY			1	100%	1
Kroger 667 - The Little Clinic Litchfield Park		1			1
SOUTHWEST REGIONAL PCR LABORATORY			1	100%	1
MT CARMEL PHARMACY INC		1			1
TALLAHASSEE PRIMARY CARE ASSOCIATES PA			1	100%	1
HEALTH FIRST MEDICAL GROUP LLC			1	100%	1
CVS OH4300POCT STRONGSVILLE		1			1
TMH URGENT CARE CENTER			1	100%	1
QC LABORATORY			1	100%	1
GENEVA FAMILY HEALTH			1	100%	1
DOYLESTOWN HOSPITAL			1	100%	1
MEMORIAL HERMANN SOUTHWEST HOSPITAL			1	100%	1
CLEVELAND HEARTLAB			1	100%	1
MEDONE URGENT CARE			1	100%	1
Court House Center		1			1
MED-LAKE LABORATORY			1	100%	1
Melbourne Terrace Rehabilitation Center			1	100%	1
WINNIFRED ASSISTED LIVING FACILITY INC		1			1
NORWALK HOSPITAL			1	100%	1
JACKSONVILLE VA OPC			1	100%	1
ROBERTS WESLEYAN COLLEGE HEALTH CENTE		1			1
GAMMA HEALTHCARE, INC		1			1
NABI		1			1
FRESENIUS KIDNEY CARE FORT WALTON BEACH			1	100%	1
SARHA DOCTORS CENTER			1	100%	1
ARLINGTON ADULT RESIDENTIAL FACILITY, INC			1	100%	1

COVID-19: testing by laboratory

Data through Feb 1, 2021 verified as of Feb 2, 2021 at 09:25 AM

Data in this report are provisional and subject to change.

The numbers in the table below represent the number of Florida and non-Florida residents for whom test results were received by the Department of Health. A person can be tested by more than one laboratory and can have both positive and negative results. **Therefore, the sum of the numbers in each column will be larger than the total number of people tested.**

Reporting lab	Inconclusive	Negative	Positive	Percent positive	Total
CVS SC2497POCT LEXINGTON		1			1
GADSDEN FAMILY PRACTICE		1			1
MD NOW MEDICAL CENTERS, INC			1	100%	1
SIGNATURE CARE MIDLAND			1	100%	1
WALGREENS NO 19542		1			1
CHRISTIANA HOSPITAL		1			1
Washington County Nursing H0me			1	100%	1
FLAGLER PROFESSIONAL HEALTH CARE SERVICES INC		1			1
RIVERSIDE MEDICAL CENTER		1			1
CVS IN8669POCT INDIANAPOLIS		1			1
Heartland of Perrysburg		1			1
WALGREENS #5130			1	100%	1
ADVANCE HEALTH AND WELLNESS SOLUTIONS			1	100%	1
HIGH DESERT COURT GROUP HOME			1	100%	1
SANFORD LABORATORIES WATERTOWN			1	100%	1
MEDEXPRESS URGENT CARE - TOPEKA, SW WANAMAKER RD		1			1
PALOMAR MEDICAL CENTER			1	100%	1
MEDEXPRESS URGENT CARE - DERBY N ROCK		1			1
BNJ		1			1
GAMMA DIAGNOSTIC LAB LLC			1	100%	1
CUSTOM SCRIPTS PHARMACY		1			1
SOUTH TEXAS HEALTH SYSTEM ER - WARE ROAD			1	100%	1
Manor Care of Dallastown d/b/a ManorCare Health Services - Dallastown		1			1
EXPRESS CARE OF OCALA			1	100%	1
GWINNETT MEDICAL CENTER			1	100%	1
Good Samaritan Society - Albion		1			1
CHAMBREL AT PINECASTLE			1	100%	1
LAKE SUCCESS EXTENDED CARE		1			1
441 URGENT CARE CENTER - BROWNWOOD			1	100%	1
BREVARD FAMILY WALK IN CLINIC			1	100%	1
Cottage of the Shoals		1			1
OCEAN MEDICAL CENTER		1			1
MINUTE CLINIC DIAGNOSTIC MED GRP OF CA		1			1
MEDEXPRESS URGENT CARE - WICHITA, N MAIZE RD		1			1
Walgreens #3661		1			1
Broomall Manor		1			1
URGENT DOC -NACOGODOCHES CLINIC			1	100%	1
TRINITY DIALYSIS			1	100%	1
SPECIALTY DRUG TESTING			1	100%	1
MERCY MEDICAL CENTER INC			1	100%	1
HIGHLAND PARK LAKEWOOD PRESTON HOLLOW			1	100%	1
STERLING HOUSE OF PORT ORANGE		1			1
CVS IL1773POCT TINLEY PARK		1			1
MAINE CENTER FOR DISEASE CONTROL AND PREVENTION			1	100%	1
BROOKSHIRE, THE			1	100%	1
SEATTLE-KING COUNTY			1	100%	1
ABSOLUTE QUICK CARE			1	100%	1

COVID-19: testing by laboratory

Data through Feb 1, 2021 verified as of Feb 2, 2021 at 09:25 AM

Data in this report are provisional and subject to change.

The numbers in the table below represent the number of Florida and non-Florida residents for whom test results were received by the Department of Health. A person can be tested by more than one laboratory and can have both positive and negative results. **Therefore, the sum of the numbers in each column will be larger than the total number of people tested.**

Reporting lab	Inconclusive	Negative	Positive	Percent positive	Total
SMA BEHAVIORAL HEALTH SERVICES INC		1			1
Medicalodges Neosho			1	100%	1
CVS TX3292POCT WYLIE		1			1
WHEATON FRANCISCAN LABORATORY			1	100%	1
MEMORIAL HOSPITAL LOS BANOS			1	100%	1
GULF COUNTY HEALTH DEPARTMENT			1	100%	1
HARRIS URGENT CARE CENTER			1	100%	1
MID FLORIDA DERMATOLOGY ASSOCIATES PA			1	100%	1
OCALA RKC EAST HEMO #1			1	100%	1
GALVESTON COUNTY HEALTH DISTRICT			1	100%	1
CLERMONT PEDIATRICS, PA			1	100%	1
FLORIDA FAMILY LABORATORY		1			1
CMC MERCY LABORATORY			1	100%	1
PROGRESSIVE URGENT CARE, PC			1	100%	1
WELL-KEY URGENT CARE SEVIERVILLE			1	100%	1
WELLPATH			1	100%	1
Glenburn Home		1			1
GEORGE WASHINGTON UNIVERSITY HOSPITAL			1	100%	1
QUEST INC			1	100%	1
SELECT SPECIALTY HOSPITAL - ORLANDO SOUTH			1	100%	1
KEY BISCAINE PEDIATRIC ASSOCIATES INC			1	100%	1
CHILDREN'S MEMORIAL HOSPITAL			1	100%	1
DOCTORS AFTER HOURS URGENT CARE CENTER			1	100%	1
UNLIMITED MEDICAL SERVICES OF FL PL DBA		1			1
OPTUM MEDICAL CLINIC IN ROCKRIMMON			1	100%	1
Orchid Cove at Naples			1	100%	1
Kroger 682 - The Little Clinic New Holland Market			1	100%	1
VITAL CARE			1	100%	1
HARMONY HEALTHCARE ORLANDO INC		1			1
ALTA BATES SUMMIT MEDICAL CENTER CLINICAL LAB			1	100%	1
ROSLYN INTERNAL MEDICINE		1			1
SPORTS MEDICINE CLINIC - U OF WYOMING			1	100%	1
FAIRVIEW SOUTHDALE			1	100%	1
Life Care Center of Paradise Valley		1			1
MEDICAL ASSOCIATES OF CARTER		1			1
MEDEXPRESS URGENT CARE-BRENTWOOD		1			1
C V S / PHARMACY #833		1			1
Jersey City Medical Center		1			1
Heritage of Red Cloud		1			1
Courtenay Springs Village			1	100%	1
MEMORIAL HOSPITAL WEST			1	100%	1
LANGLADE			1	100%	1
Kroger 968 - The Little Clinic Colerain Township		1			1
Caldwell Care		1			1
PEDIATRIC PARTNERS ZEPHYRHILLS			1	100%	1
ODYSSEY HEALTH CARE OF MARION COUNTY LLC		1			1
MINUTECLINIC LLC (2335)		1			1

COVID-19: testing by laboratory

Data through Feb 1, 2021 verified as of Feb 2, 2021 at 09:25 AM

Data in this report are provisional and subject to change.

The numbers in the table below represent the number of Florida and non-Florida residents for whom test results were received by the Department of Health. A person can be tested by more than one laboratory and can have both positive and negative results. **Therefore, the sum of the numbers in each column will be larger than the total number of people tested.**

Reporting lab	Inconclusive	Negative	Positive	Percent positive	Total
LAB TEST KENDALL LLC		1			1
BAYLOR SCOTT & WHITE MEDICAL SURGICAL CLINIC			1	100%	1
UNIVERSITY OF MARYLAND PATHOLOGY ASSOCIATES			1	100%	1
Moab Regional Hospital			1	100%	1
Smg At Bridgewater Family Medicine		1			1
HEALTHCARE ASSOCIATES OF IRVING, LLP			1	100%	1
CONWAY - SHERWOOD URGENT CARE			1	100%	1
HELGEMO & LIOU PEDIATRICS			1	100%	1
Buena Vista Care Center		1			1
THE LITTLE CLINIC LLC			1	100%	1
VANDERBILT UNIVERSITY MEDICAL CENTER			1	100%	1
UMASS MEMORIAL MEDICAL CENTER, INC		1			1
STANDIFER PLACE		1			1
WEST COAST CLINICAL LABS INC			1	100%	1
MAINE HEALTH AND ENVIRONMENTAL TESTING LABORATORY			1	100%	1
Avera Sr. James Care Center		1			1
Walgreens #9890		1			1
PEDRO L ORTEGA MD PA			1	100%	1
HIGHLANDS CLINICAL LABORATORY			1	100%	1
ADVENTHEALTH MEDICAL GROUP ADULT AND SENIOR HEALTH			1	100%	1
WINTER PARK MEMORIAL HOSPITAL LABORATORY		1			1
SWIFTCARE URGENT CARE, PLLC			1	100%	1
NORTH COUNTRY FAMILY HEALTH CENTER INC		1			1
CHRISTUS SPOHN HOSPITAL			1	100%	1
OMNICARE PHARMACY OF TEXAS 1, LP		1			1
BLOSSOMS ASSISTED LIVING 1 LLC			1	100%	1
CITRUS DERMATOLOGY			1	100%	1
PALMA CEIA MED GROUP-SWANN		1			1
FLAGLER CARE CENTER			1	100%	1
PALM BEACH DIABETES AND ENDOCRINE SPECIALISTS, PA			1	100%	1
ONslow COUNTY HEALTH DEPARTMENT			1	100%	1
Wedgewood Manor		1			1
VIVEX/UMTB BIOMEDICAL			1	100%	1
SAINT BARNABAS MEDICAL CENTER		1			1
NEW YORK STATE DEPARTMENT OF HEALTH			1	100%	1
CYPRESS CREEK DIALYSIS CTR			1	100%	1
CVS CA9606POCT TEMECULA		1			1
DR JAMES D FORBES FAMILY CARE CENTER			1	100%	1
Cortland Acres Association		1			1
HEALTH EXPRESS		1			1
Freedom Pointe at The Villages			1	100%	1
BAPTIST HEALTH MEDICAL PLAZA			1	100%	1
HOUSTON DEPARTMENT OF HEALTH AND HUMAN SERVICES			1	100%	1
SHAH			1	100%	1
AUGUSTA HEALTH CLINICAL LABORATORY			1	100%	1
LEXINGTON HOSPITAL CORPORATION			1	100%	1
BAYOU URGENT CARE			1	100%	1

COVID-19: testing by laboratory

Data through Feb 1, 2021 verified as of Feb 2, 2021 at 09:25 AM

Data in this report are provisional and subject to change.

The numbers in the table below represent the number of Florida and non-Florida residents for whom test results were received by the Department of Health. A person can be tested by more than one laboratory and can have both positive and negative results. **Therefore, the sum of the numbers in each column will be larger than the total number of people tested.**

Reporting lab	Inconclusive	Negative	Positive	Percent positive	Total
WALGREENS # 12338		1			1
Kroger 549 - The Little Clinic Clinton Highway		1			1
NAVARRO MEDICAL CENTERS LLC			1	100%	1
USCG AIR STATION CLEARWATER CLINIC			1	100%	1
SANDALWOOD NURSING CENTER		1			1
Imperial Healthcare Centre			1	100%	1
EVEXIA DIAGNOSTICS			1	100%	1
Rio Grande City Nursing and Rehab Center			1	100%	1
MEDEXPRESS URGENT CARE - ROSS TOWNSHIP		1			1
ALLIANCE LABORATORY SERVICES			1	100%	1
ENCORE AT BOCA RATON, THE			1	100%	1
ST. MICHAEL'S ELITE HOSPITAL			1	100%	1
Kroger 686 - The Little Clinic Farragut		1			1
YUMA REGIONAL MEDICAL CENTER			1	100%	1
UNIVERSITY OF IOWA HOSPITALS & CLINICS			1	100%	1
Heartland Health Care Center Jacksonville			1	100%	1
MAYO CLINICAL LABORATORIES		1			1
Consulate Health Care of Tallahassee			1	100%	1
WALGREENS #01398			1	100%	1
DISCOVERY AT HOME, LLC			1	100%	1
CVS MA957POCT WEST SPRINGFIELD		1			1
GRAND VIEW HOSPITAL			1	100%	1
DIGESTIVE DISEASE CARE PC		1			1
ST GERARD'S COMMUNITY OF CARE		1			1
Villa Maria			1	100%	1
ALABAMA REFERENCE LAB			1	100%	1
SOMA MEDICAL CENTER PA #3 GREENACRES			1	100%	1
PASCO COUNTY HEALTH DEPARTMENT			1	100%	1
Kroger 353 - The Little Clinic Harpers Point		1			1
THE MEDICAL CENTER AT BOWLING GREEN			1	100%	1
PUBLIX PHARMACY #1114			1	100%	1
MAYO CLINIC OUTPATIENT DIALYSIS CENTER			1	100%	1
OAK HAVEN REHAB AND NURSING CENTER			1	100%	1
LANTANA HC LAB			1	100%	1
Walgreens #5421		1			1
CITRONELLE HEALTH AND REHABILITATION CENTER		1			1
Parkside Manor		1			1
TEXAS HEALTH ARLINGTON MEMORIAL		1			1
DAVITA DIALYSIS-NORTH			1	100%	1
CLIFTON-FINE HOSPITAL LABORATORY		1			1
ULTIMATE KIDNEY CARE			1	100%	1
NORTH MANATEE HEALTH CARE CENTER			1	100%	1
CVS / PHARMACY #10794			1	100%	1
TILLAMOOK COUNTY GENERAL HOSPITAL LAB		1			1
ANY LAB TEST NOW JACKSONVILLE		1			1
NEMOURS CHILDRENS PRIMARY CARE CLERMONT			1	100%	1
WALGREENS NO 10512			1	100%	1

COVID-19: testing by laboratory

Data through Feb 1, 2021 verified as of Feb 2, 2021 at 09:25 AM

Data in this report are provisional and subject to change.

The numbers in the table below represent the number of Florida and non-Florida residents for whom test results were received by the Department of Health. A person can be tested by more than one laboratory and can have both positive and negative results. **Therefore, the sum of the numbers in each column will be larger than the total number of people tested.**

Reporting lab	Inconclusive	Negative	Positive	Percent positive	Total
PALM BEACH COUNTY SHERIFF OFFICE			1	100%	1
Mountain City Care and Rehabilitation Center		1			1
ADVENTHEALTH HOME CARE WATERMAN			1	100%	1
TREASURE COAST MEDICAL CONCIERGE LLC			1	100%	1
ADVENTHEALTH PHYSICIAN GROUP - APPLEWOOD			1	100%	1
UNIVERSITY PLACE NURSING CENTER		1			1
PRIMARY CARE & PEDIATRICS - SHEPHERSTOWN		1			1
MEDICAL ASSOCIATES OF BREVARD LLC		1			1
AVERA SACRED HEART HOSPITAL			1	100%	1
Manor Care Health Services- Wilmington			1	100%	1
MC DIAGNOSTIC OF CONNECTICUT, PC #252			1	100%	1
CIRRUS DX			1	100%	1
KETTERING MEDICAL CENTER			1	100%	1
Dulles Health and Rehab Center		1			1
CARESPOT - LEE VISTA			1	100%	1
ST FRANCIS MEDICAL CENTER			1	100%	1
Arlington Care Center			1	100%	1
THE HOSPITALS OF PROVIDENCE EMERGENCY ROOM			1	100%	1
ADVENTHEALTH SENIOR CARE AT ORMOND			1	100%	1
CURA LABORATORY SERVICES			1	100%	1
MINUTECLINIC DIAGNOSTIC OF VIRGINIA, LLC #1980		1			1
CLINICAL CARE, INC			1	100%	1
GENDERXPRESS/PICTURE ME PERFECT IMAGING			1	100%	1
FLORIDA DEPARTMENT OF HEALTH SEMINOLE COUNTY		1			1
SMITH KLINE			1	100%	1
ASSOCIATES IN INTERNAL MEDICINE PA			1	100%	1
LRGHEALTHCARE		1			1
MEDEXPRESS URGENT CARE - BENTONVILLE		1			1
HEALTH CARE SERVICES LC			1	100%	1
MEADOWS PARK HEALTH AND REHABILITATION		1			1
APPLING NURSING & REHABILITATION PAVIL		1			1
RURAL/METRO MIDSOUTH,		1			1
SOUTH DADE NURSING & REHABILITATION CENTER□			1	100%	1
PROVIDENCE PORTLAND MEDICAL CENTER		1			1
BOLLES SCHOOL, THE			1	100%	1
CVS IL8750POCT CHICAGO		1			1
777 URGENT CARE			1	100%	1
MCH PHYSICIANS GROUP			1	100%	1
RCP OF MEMORIAL WEST			1	100%	1
AVON PARK CLUSTER		1			1
WEST VIRGINIA UNIVERSITY HOSPITALS			1	100%	1
Valley Center (WV)			1	100%	1
GOOD SAMARITAN HOSPITAL			1	100%	1
LEGACY ER AND URGENT CARE			1	100%	1
SPARTANBURG REGIONAL MEDICAL CENTER			1	100%	1
TENNOVA HEALTHCARE - CLEVELAND			1	100%	1
CEPERO PEDIATRICS PA			1	100%	1

COVID-19: testing by laboratory

Data through Feb 1, 2021 verified as of Feb 2, 2021 at 09:25 AM

Data in this report are provisional and subject to change.

The numbers in the table below represent the number of Florida and non-Florida residents for whom test results were received by the Department of Health. A person can be tested by more than one laboratory and can have both positive and negative results. **Therefore, the sum of the numbers in each column will be larger than the total number of people tested.**

Reporting lab	Inconclusive	Negative	Positive	Percent positive	Total
CARINGPLUS HOMECARE LLC			1	100%	1
Kroger 388 - The Little Clinic Braelinn Village		1			1
OSF SAINT FRANCIS MEDICAL CENTER			1	100%	1
MEDEXPRESS URGENT CARE, MOSSIDE		1			1
CULVER CITY URGENT CARE			1	100%	1
MEMORIAL HERMANN KATY HOSPITAL			1	100%	1
Mayfair Village Nursing Care Center		1			1
AUTUMN HOUSE			1	100%	1
ATMORE COMMUNITY HOSPITAL			1	100%	1
ALIMETRIX INC		1			1
GUIDEWELL EMERGENCY MEDICINE DOCTORS LLC #33			1	100%	1
Kroger 768 - The Little Clinic Leestown Rd		1			1
MED CHOICE CENTER OF NORTH MIAMI			1	100%	1
Fulton County Medical Center Long Term Care			1	100%	1
Alden Lincoln Park			1	100%	1
LAKELAND MEDICAL CENTER			1	100%	1
DECATUR MORGAN HOSPITAL - DECATUR GENE		1			1
CVS NC2313POCT RALEIGH		1			1
WALGREENS #10308		1			1
BROOKDALE PALM COAST		1			1
JMC TALLAHASSEE, LLC			1	100%	1
HEALGEN SCIENTIFIC			1	100%	1
FLORIDA DIGESTIVE AND LIVER SPECIALISTS			1	100%	1
Parkview Care Center			1	100%	1
MED TECH CLINICAL LABORATORY		1			1
HARBOR BEACH NURSING AND REHABILITATION CENTER			1	100%	1
TITUSVILLE REHABILITATION AND NURSING CENTER		1			1
CENTRAL TX URGENT CARE			1	100%	1
WINTER GARDEN CHILDREN'S HEALTH CENTERS			1	100%	1
MOBILE MEDICAL CLINIC			1	100%	1
ELDER ALTERNATIVES INC			1	100%	1
MEDICAL CLINIC OF HOUSTON			1	100%	1
CVS OH3301POCT WOODMERE		1			1
Bon Secours Place			1	100%	1
CENTRAL FLORIDA HOSPITALIST			1	100%	1
NANCY M WORTHINGTON MD PA			1	100%	1
WINCHESTER HOSPITAL			1	100%	1
Cooperstown Center for Nursing and Rehabillitation		1			1
MEMORIAL HOSPITAL MIRAMAR WAIVED TESTING			1	100%	1
Peninsula Nursing and Rehabilitation Center		1			1
ADVANCED INDIVIDUALIZED MEDICINE OF NAPLES			1	100%	1
NORTH SHORE HEMATOLOGY-ONCOLOGY ASSOCIATES		1			1
NORTHERN KENTUCKY HEALTH DEPARTMENT			1	100%	1
METRO HEALTH HOSPITAL LABORATORY		1			1
LSU MEDICAL CENTER			1	100%	1
WESTEX URGENT CARE, PLLC			1	100%	1
PEDIATRIC ASSOCIATES - MIAMI LAKES		1			1

COVID-19: testing by laboratory

Data through Feb 1, 2021 verified as of Feb 2, 2021 at 09:25 AM

Data in this report are provisional and subject to change.

The numbers in the table below represent the number of Florida and non-Florida residents for whom test results were received by the Department of Health. A person can be tested by more than one laboratory and can have both positive and negative results. **Therefore, the sum of the numbers in each column will be larger than the total number of people tested.**

Reporting lab	Inconclusive	Negative	Positive	Percent positive	Total
Miller Health Care Center			1	100%	1
APS-SUMMIT CARE PHARMACY, LLC DBA OMNICARE		1			1
NORDX			1	100%	1
Regency Square			1	100%	1
WEST FLORIDA HOSPITAL LABORATORY			1	100%	1
WRIGHT PATTERSON AFB MEDICAL CENTER			1	100%	1
Virginia Gay Nursing and Rehab		1			1
WMC HEALTH GROUP OF KISSIMMEE LLC			1	100%	1
DOCTORS CARE - AIKEN MALL			1	100%	1
BRITTNEY WHELIHAN IRWIN ARNP LLC			1	100%	1
CONSULATE HEALTH CARE OF VERO BEACH			1	100%	1
CVS IL2798POCT CHICAGO			1	100%	1
Long Beach Care Center			1	100%	1
Sears Coastal Nursing and Rehab		1			1
WATERS EDGE ELEMENTARY SCHOOL			1	100%	1
Kroger 923 - The Little Clinic Centerville		1			1
ADVANTA LABS, LLC		1			1
BRUSHY CREEK FAMILY HOSPITAL			1	100%	1
ROCKLEDGE HEALTH & REHABILITATION CENTER			1	100%	1
RESTORE MEDICAL PARTNERS PLLC			1	100%	1
NORTHEAST TEXAS DIALYSIS		1			1
TMH PHYSICIAN PARTNERS			1	100%	1
BAPTIST EMERGENCY HOSPITAL - KELLY			1	100%	1
COVE AT THE MARBELLA,THE			1	100%	1
FLORIDA DEPARTMENT OF HEALTH IN CITRUS COUNTY		1			1
PROVIDENCE LABORATORY SERVICES		1			1
PAUL C SCHWARTZ & MELVIN L WEIDMAN		1			1
MEDIPLUS CLINIC, INC			1	100%	1
APOLLOMDX LLC			1	100%	1
FIRST CARE OF GAINESVILLE			1	100%	1
UNITED HEALTHCARE			1	100%	1
PALM WEST INTERNIST PA			1	100%	1
Kroger 929 - The Little Clinic Corryville		1			1
Vi at Aventura		1			1
Kroger 825 - The Little Clinic Dorothy Lane		1			1
MEMORIAL HOSPITAL - BELLEVILLE			1	100%	1
UNITYPOINT HEALTH TRINITY			1	100%	1
MEDERI CARETENDERS			1	100%	1
SOUTHEASTERN HEALTH FACILITES, INC		1			1
SOUTHWEST ORLANDO FAMILY MEDICINE, PL			1	100%	1
Kroger 57 - The Little Clinic Jay C Charlestown		1			1
TCPA CLINICAL LABORATORIES			1	100%	1
NORTH RIVER FAMILY HEALTH CENTER			1	100%	1
JOSHUA E CHESIR MD		1			1
ROYAL OAK MEDICAL CENTER LLC DBA CHARACTER FAMILY			1	100%	1
MEDCOR INC			1	100%	1
EUGENE T FINAN, MD			1	100%	1

COVID-19: testing by laboratory

Data through Feb 1, 2021 verified as of Feb 2, 2021 at 09:25 AM

Data in this report are provisional and subject to change.

The numbers in the table below represent the number of Florida and non-Florida residents for whom test results were received by the Department of Health. A person can be tested by more than one laboratory and can have both positive and negative results. **Therefore, the sum of the numbers in each column will be larger than the total number of people tested.**

Reporting lab	Inconclusive	Negative	Positive	Percent positive	Total
STEWART MEDICAL GROUP INC			1	100%	1
Sevierville Health and Rehabilitation		1			1
TAYLOR COUNTY HEALTH DEPARTMENT			1	100%	1
PUBLIX PHARMACY # 1236			1	100%	1
FLORIDA DEPARTMENT OF HEALTH PALM BEACH COUNTY			1	100%	1
FAMILY PRACTICE ASSOCIATES		1			1
Kroger 126 - The Little Clinic Cottonwood		1			1
CALIFORNIA PUBLIC HEALTH LABORATORY			1	100%	1
CHP COVID-19 (TX)			1	100%	1
PCR DIAGNOSTICS			1	100%	1
DIXITKUMAR N MODI MD PA			1	100%	1
CAH ACQUISITION COMPANY 11 LLC			1	100%	1
CVS PA1657POCT YORK		1			1
HYDE PARK MEDICAL CENTER		1			1
WALKIN MEDICAL URGENT CARE,NEW CITY			1	100%	1
			1	100%	1
POMPANO BEACH ARTIFICIAL KIDNEY CENTER			1	100%	1
OPTUM PRIMARY CARE			1	100%	1
GREATER TAMPA AT HOME			1	100%	1
LOUIS STOKES CLEVELAND VA MEDICAL CENTER			1	100%	1
PINNACLE DIALYSIS		1			1
NORTHWEST FLORIDA SPECIALTY PHYSICIANS LLC		1			1
ADAMS COUNTY HEALTH DEPARTMENT			1	100%	1
CARENOW MIDTOWN			1	100%	1
COMMUNITY HOSPITALS INDIANAPOLIS			1	100%	1
HALIFAX HEALTH PRIMARY CARE			1	100%	1
VALUE DRUGS GREENLAWN INC		1			1
NORTH SHORE MEDICAL CENTER - SALEM HOSPITAL			1	100%	1
BRUCE S WEST MD			1	100%	1
BAYCARE OUTREACH LAB WH SOUTH			1	100%	1
REGENTS PARK OF JACKSONVILLE			1	100%	1
Robert Wood Johnson University Hospital			1	100%	1
FLORIDA HOSPITAL ORMOND BEACH			1	100%	1
MINUTE CLINIC DIAGNOSTIC PA			1	100%	1
ST. LUKES HOSPITAL			1	100%	1
ORLANDO HEALTH MEDICAL GROUP			1	100%	1
Florence Home		1			1
FRANKLIN CBOC			1	100%	1
Mercy Manor Transition Center			1	100%	1
EVERGREEN NURSING HOME		1			1
MEDOR/ACC SYNCHRONY			1	100%	1
CHILDRENS SPECIALIST PEDIATRIC PULMMOLOGY &			1	100%	1
Good Samaritan Society Waukon		1			1
PENSACOLA PATHOLOGY		1			1
SV MOBILE HEALTH			1	100%	1
Holly Hill Healthcare Center			1	100%	1
TMH CANCER CENTER LABORATORY			1	100%	1

COVID-19: testing by laboratory

Data through Feb 1, 2021 verified as of Feb 2, 2021 at 09:25 AM

Data in this report are provisional and subject to change.

The numbers in the table below represent the number of Florida and non-Florida residents for whom test results were received by the Department of Health. A person can be tested by more than one laboratory and can have both positive and negative results. **Therefore, the sum of the numbers in each column will be larger than the total number of people tested.**

Reporting lab	Inconclusive	Negative	Positive	Percent positive	Total
EAST FL CORE LAB			1	100%	1
PELICAN STATE OUTPATIENT CENTER			1	100%	1
FRESENIUS KIDNEY CARE			1	100%	1
CVS GA7064POCT STOCKBRIDGE		1			1
EAST TENNESSEE STATE UNIVERSITY		1			1
FLORIDA CLINICAL LABORATORY INC DBA			1	100%	1
Schenectady Center for Rehabilitation & Nursing		1			1
SANTA MONICA CA-UCLA MC			1	100%	1
VCU HEALTH SYSTEM AUTHORITY - MCV HOSPITALS			1	100%	1
Gulf Coast health and Rehabilitation, LLC		1			1
MOUNT SINAI MEDICAL CENTER OF FLORIDA, INC			1	100%	1
SOUTHERN FAMILY HEALTH			1	100%	1
ATHENA PLASTIC SURGERY		1			1
BLACKBERRY CENTER, THE		1			1
SAN JOSE CLINIC		1			1
Northern Nevada State Veterans Home		1			1
BUFFALO VAMC			1	100%	1
NHC HealthCare St. Charles		1			1
NIBHA MEDIRATTA MD PL			1	100%	1
LABORATORIO BUENA SALUD			1	100%	1
APALACHEE CENTER INC		1			1
WEST FLORIDA MEDICAL ASSOCIATES, PA			1	100%	1
COBLESKILL REGIONAL HOSPITAL		1			1
TWIN			1	100%	1
BROOKDALE AVONDALE (BU 04360)			1	100%	1
Kroger 907 - The Little Clinic Holland		1			1
WATERTOWN URGENT CARE		1			1
ARNOLD PALMER HOSPITAL LAB POCT		1			1
Metairie Healthcare Center			1	100%	1
BASCOM PALMER-MICRO LAB			1	100%	1
Kroger 410 - The Little Clinic Trinity		1			1
METROWEST MEDICAL CENTER - FRAMINGHAM			1	100%	1
RAMBAM URGENT CARE			1	100%	1
ST JOHN'S HOME CARE			1	100%	1
KIOSK MEDICINE OF KENTUCKY LLC		1			1
MISSION HOSPITAL – MEMORIAL CAMPUS			1	100%	1
CONCORDIA MANOR			1	100%	1
SELECT MEDICAL CLINIC			1	100%	1
MANOR CARE OF DELRAY BEACH FL LLC		1			1
CVS IL5797POCT CAROL STREAM		1			1
RABI SINHA, MD		1			1
HOLSTON MEDICAL GROUP		1			1
CLUB HEALTH AND REHABILITATION CENTER, THE		1			1
ST.ELIZABETH HEALTH CENTER	1				1
Redwood Springs Healthcare			1	100%	1
FELD ENTERTAINMENT			1	100%	1
ADVANCED URGENT CARE PLLC		1			1

COVID-19: testing by laboratory

Data through Feb 1, 2021 verified as of Feb 2, 2021 at 09:25 AM

Data in this report are provisional and subject to change.

The numbers in the table below represent the number of Florida and non-Florida residents for whom test results were received by the Department of Health. A person can be tested by more than one laboratory and can have both positive and negative results. **Therefore, the sum of the numbers in each column will be larger than the total number of people tested.**

Reporting lab	Inconclusive	Negative	Positive	Percent positive	Total
BEAUMONT HOSPITAL, GROSSE POINTE			1	100%	1
EVENTIDE LUTHERAN HOME		1			1
Princeton Place			1	100%	1
PARRISH MEDICAL GROUP			1	100%	1
CAMBRIDGE HEALTH ALLIANCE			1	100%	1
GIFFORD MEMORIAL HOSPITAL		1			1
Kroger 481 - The Little Clinic Houston Levee		1			1
PARK LANE NURSING HOME		1			1
INSTANT MEDICAL CARE CENTER			1	100%	1
SOUTHWOOD HEALTHCARE CENTER		1			1
NORTH SHORE HEMATOLOGY-ONCOLOGY ASSOCIATES PC		1			1
BIODORON LABORATORIES			1	100%	1
UNIVERSITY OF MIAMI SCCC RESEARCH LABORATORY			1	100%	1
REEVES COUNTY HOSPITAL DISTRICT			1	100%	1
HARTFORD HEALTH CARE & REHABILITATION			1	100%	1
CYPRESS VILLAGE REHAB CENTER		1			1
MINUTECLINIC DIAGNOSTIC OF OHIO #5060		1			1
DELRAY BEACH HEALTH CENTER			1	100%	1
UNIVERSITY OF BALTIMORE WASHINGTON MEDICAL CENTER			1	100%	1
CVS NC2771POCT CLAYTON			1	100%	1
MEDICAL CITY NORTH HILLS			1	100%	1
HOWELL BRANCH COURT			1	100%	1
THEDACARE FAMILY MEDICINE GATEWAY			1	100%	1
PRISMA HEALTH TUOMEY LABORATORY			1	100%	1
BAXTER REGIONAL MEDICAL CENTER			1	100%	1
COMMUNITY MEDICAL CARE			1	100%	1
CVS CA9715POCT THOUSAND OAKS		1			1
SOLARIS HEALTHCARE PLANT CITY		1			1
PARK AVENUE DERMATOLOGY NORTH			1	100%	1
ISLAND NURSING HOME			1	100%	1
EASTGENE LABORATORIES		1			1
MOORE CLINICAL RESEARCH INC			1	100%	1
SOUTHWOOD NURSING & RETIREMENT CENTER		1			1
USF PHYSICIANS GROUP			1	100%	1
KAISER PERMANENTE REGIONAL REFERENCE LABORATORY		1			1
ACCESS FAMILY CARE LLC			1	100%	1
Mountain View Manor			1	100%	1
VALLEY HOSPITAL MEDICAL CENTER		1			1
CLERMONT HEALTH DEPARTMENT			1	100%	1
HELIX BIOMEDICS LLC			1	100%	1
MINUTECLINIC DIAGNOSTICS OF OKLAHOMA		1			1
FORT LOUDOUN PRIMARY CARE		1			1
CVS NJ715POCT WAYNE		1			1
SOUTHEASTERN INTEGRATED MEDICAL PL			1	100%	1
Kroger 532 - The Little Clinic Murfreesboro		1			1
Excel Care Center			1	100%	1
CONVENIENT MEDICAL AND HEALTH SERVICES			1	100%	1

COVID-19: testing by laboratory

Data through Feb 1, 2021 verified as of Feb 2, 2021 at 09:25 AM

Data in this report are provisional and subject to change.

The numbers in the table below represent the number of Florida and non-Florida residents for whom test results were received by the Department of Health. A person can be tested by more than one laboratory and can have both positive and negative results. **Therefore, the sum of the numbers in each column will be larger than the total number of people tested.**

Reporting lab	Inconclusive	Negative	Positive	Percent positive	Total
Rockcastle Health and Rehab		1			1
IVY ROSEN MD PLLC		1			1
OHIO VALLEY MANOR NURSING &		1			1
OMNI HEALTHCARE URGENT CARE			1	100%	1
SPRINGBROOK HOSPITAL			1	100%	1
BICKERTON, DAWN		1			1
GOSHEN MEDICAL CENTER			1	100%	1
UHEALTH CARDIOLOGY			1	100%	1
CVS CA9823POCT SACRAMENTO		1			1
UMMC MIDTOWN CAMPUS			1	100%	1
TAMPA GENERAL MEDICAL GROUP LABORATORY HEALTHPARK			1	100%	1
MISSOURI DEPARTMENT OF HEALTH AND SENIOR SERVICES - STATE PH LAB		1			1
KINGWOOD EMERGENCY HOSPITAL			1	100%	1
MERITUS MEDICAL CENTER			1	100%	1
MARQUETTE GENERAL HOSPITAL			1	100%	1
CHIPLEY DIALYSIS			1	100%	1
XSTREMEMD			1	100%	1
HEART HOSPITAL OF LAFAYETTE: EMERGENCY ROOM			1	100%	1
LEE MEMORIAL HOSPITAL OUTPATIENT SURGERY CENTER			1	100%	1
Essex Center for Rehabilitation and Healthcare		1			1
MORNINGSIDE NURSING AND REHABILITATION		1			1
RM PHARMACY SERVICES INC		1			1
DE TAR HOSPITAL			1	100%	1
Kroger 673 - The Little Clinic Dallas			1	100%	1
MARTIN HEALTH PHYSICIAN GROUP			1	100%	1
ADVENTHEALTH MEDICAL GROUP COMMUNITY MEDICINE			1	100%	1
HACKENSACK UNIVERSITY MEDICAL CENTER		1			1
WELLMED AT FORT PIERCE		1			1
EASTSIDE URGENT CARE			1	100%	1
PATHOLOGY		1			1
HUMC		1			1
PREMIER MOBILE HEALTH SERVICES, LLC			1	100%	1
GENESIS HOME HEALTH CARE SERVICES OF			1	100%	1
ST CATHERINE HOSPITAL LABORATORY			1	100%	1
EXPRESS LAB LIVINGSTON			1	100%	1
MINUTECLINIC, LLC #07876			1	100%	1
MAYO CLINIC BEACHES PRIMARY CARE CTR		1			1
NF Escambia, LLC DBA Olive BranchHealth and Rehabilitaion Center			1	100%	1
SOUTH FLORIDA RESEARCH ORGANIZATION			1	100%	1
SIGNATURE CARE MEMORIAL CITY			1	100%	1
ADVANCED CARDIOVASCULAR DIAGNOSTICS OF FL			1	100%	1
ALPHA CLINICAL LABORATORY CORP.			1	100%	1
MEDCOR CORPORATE CLINIC			1	100%	1
WOODHILLS LABS			1	100%	1
TRUMAN MEDICAL CENTER - HOSPITAL HILL			1	100%	1
SUPERKIDS PEDIATRICS			1	100%	1
BRIDGEWATER PARK ASSISTED LIVING LLC			1	100%	1

COVID-19: testing by laboratory

Data through Feb 1, 2021 verified as of Feb 2, 2021 at 09:25 AM

Data in this report are provisional and subject to change.

The numbers in the table below represent the number of Florida and non-Florida residents for whom test results were received by the Department of Health. A person can be tested by more than one laboratory and can have both positive and negative results. **Therefore, the sum of the numbers in each column will be larger than the total number of people tested.**

Reporting lab	Inconclusive	Negative	Positive	Percent positive	Total
Autumn Care of Suffolk		1			1
LOUNDY		1			1
MERCY – NORTH IOWA			1	100%	1
DEPARTMENT OF HEALTH SERVICES			1	100%	1
PINEVILLE PHARMACY			1	100%	1
CVS NC7213POCT MATTHEWS		1			1
PRINCIPLE DIAGNOSTICS LLC			1	100%	1
Aspire Physical Recovery Center at Cahaba River		1			1
FIU HEALTH CARE CENTER			1	100%	1
NEW MILFORD HOSPITAL			1	100%	1
MARYLAND DEPARTMENT OF HEALTH AND MENTAL HYGIENE-LABORATORIES			1	100%	1
SAINT PETE MRI			1	100%	1
Bay View Nursing and Rehabilitation Center			1	100%	1
BLACKBAG DIGITAL HEALTH LLC		1			1
Lenbrook		1			1
SKY RIDGE MEDICAL CENTER - MICRO			1	100%	1
SHAMRA MEDICAL LABORATORY			1	100%	1
MICROBIOLOGY DEPARTMENT			1	100%	1
SILVERMAN			1	100%	1
HEALTHCARE AND REHAB OF SANFORD			1	100%	1
MERRILL GARDENS AT CHAMPIONSGATE			1	100%	1
KENT		1			1
OLEAN GENERAL HOSPITAL		1			1
ESOTERIC LAB			1	100%	1
NORTH FLORIDA CHILD DEVELOPMENT, INC			1	100%	1
MODERN URGENT CARE			1	100%	1
Waddell Nursing & Rehab Center		1			1
TMH PHYSICIAN PARTNERS QUINCY			1	100%	1
ORLANDO ORTHOPAEDIC CENTER			1	100%	1
STARLING AT SAN JOSE			1	100%	1
INDIAN RIDGE		1			1
LIVINGSTON COUNTY DEPT OF HEALTH REPRO			1	100%	1
NEW YORK PRESBYTERIAN HOSPITAL			1	100%	1
TITUS REGIONAL MEDICAL CENTER			1	100%	1
MINUTECLINIC # 21110			1	100%	1
ST ANTHONY'S PINELLAS CARE CLINIC			1	100%	1
MINUTECLINIC DIAGNOSTIC OF NEW MEXICO LLC #7552		1			1
The Palms Nursing and Rehabilitation		1			1
PHYSICIANS URGENT CARE			1	100%	1
Chatham Nursing and Rehab Center		1			1
West Bay of Tampa Center			1	100%	1
CVS IL8753POCT CHICAGO		1			1
TRANSPLANT GENOMICS INC (EUROFINS)		1			1
CVS TX10016POCT PRINCETON		1			1
Kroger 395 - The Little Clinic Blanchester		1			1
THOMAS HOSPITAL			1	100%	1
Kroger 523 - The Little Clinic Dickson			1	100%	1

COVID-19: testing by laboratory

Data through Feb 1, 2021 verified as of Feb 2, 2021 at 09:25 AM

Data in this report are provisional and subject to change.

The numbers in the table below represent the number of Florida and non-Florida residents for whom test results were received by the Department of Health. A person can be tested by more than one laboratory and can have both positive and negative results. **Therefore, the sum of the numbers in each column will be larger than the total number of people tested.**

Reporting lab	Inconclusive	Negative	Positive	Percent positive	Total
HORIZON MEDICAL CENTER			1	100%	1
MOSAIC MEDICAL CENTER MARYVILLE			1	100%	1
GEORGETOWN URGENT CARE			1	100%	1
CVS MA447POCT NORTHAMPTON		1			1
RIVERSIDE REGIONAL MED CENTER			1	100%	1
UPMC NORTHWEST HOSPITAL			1	100%	1
UNIVERSITY OF NORTH CAROLINA HOSPITALS			1	100%	1
CLINICAL TRIALS OF TAMPA LLC		1			1
Memorial Health Care Center			1	100%	1
HOLLAND COMMUNITY HOSPITAL		1			1
NORTHSIDE FAMILY MEDICINE		1			1
Robinson Terrace Rehabilitation and Nursing Center		1			1
GOSHEN HOSPITAL			1	100%	1
MEDICAL ASSOCIATES OF PINELLAS - LAB			1	100%	1
FLORIDA ADVANCED MEDICAL AND DERM AESTHETICS LLC			1	100%	1
NEW RIVER HEALTH DISTRICT			1	100%	1
LAKELAND REGIONAL HEALTH GRASSLANDS		1			1
LAKE MARY DIALYSIS			1	100%	1
CVS NV9586POCT RENO		1			1
PEDIATRIC URGENT CARE CENTR OF FORT WORTH-LA GRAN			1	100%	1
NEW YORK CITY DEPARTMENT OF HEALTH			1	100%	1
CARTERSVILLE MEDICAL CENTER			1	100%	1
Juniper Village at Bucks County		1			1
NYU WINTHROP HOSPITAL PATHOLOGY		1			1
KIDS CARE PEDIATRICS PA			1	100%	1
Bethel Lutheran Nursing & Rehabilitation Center		1			1
MANHATTAN COLLEGE HEALTH SERVICES		1			1
SANITAS RESEARCH LLC			1	100%	1
UNIVERSITY OF MIAMI PRIMARY CARE SITE UMHC 3039			1	100%	1
MERCY GENERAL HOSPITAL			1	100%	1
LIFESPAN HEALTH - SELMER		1			1
THE LITTLE CLINIC, LLC			1	100%	1
PORTAGE MEDICAL CENTER			1	100%	1
ST. VINCENT HOSPITAL			1	100%	1
COASTAL ER IX, PHYSICIANS PREMIER			1	100%	1
DERMDX, DIV OF AURORA DIAGNOSTICS/BERNHARDT LAB		1			1
LOUISIANA STATE LAB			1	100%	1
MONMOUTH MEDICALC ENTER		1			1
Monument Health Strugis Care Center		1			1
ALLEGHENY GENERAL HOSPITAL			1	100%	1
Life Care Center of Auburn		1			1
CRYSTAL RIVER FIRE DEPARTMENT			1	100%	1
TREASURE COAST URGENT & FAMILY CARE			1	100%	1
CAN COMMUNITY HEALTH LLC		1			1
Garden Isle Healthcare and Rehabilitation Center		1			1
Kroger 350 - The Little Clinic New Cut Road		1			1
ISLANDS ASSISTED LIVING FACILITY,THE			1	100%	1

COVID-19: testing by laboratory

Data through Feb 1, 2021 verified as of Feb 2, 2021 at 09:25 AM

Data in this report are provisional and subject to change.

The numbers in the table below represent the number of Florida and non-Florida residents for whom test results were received by the Department of Health. A person can be tested by more than one laboratory and can have both positive and negative results. **Therefore, the sum of the numbers in each column will be larger than the total number of people tested.**

Reporting lab	Inconclusive	Negative	Positive	Percent positive	Total
CVS PA7611POCT ALLISON PARK		1			1
NEMOURS CHILDREN'S PRIMARY CARE, ST CLOUD			1	100%	1
MIAMI VASCULAR SURGERY			1	100%	1
INLET CONCIERGE MEDICINE			1	100%	1
ATLANTIC DIAGNOSTICS			1	100%	1
SIGNATURE CARE COLLEGE STATION			1	100%	1
INDIANA STATE DEPARTMENT OF HEALTH CLINIC MICROBIOLOGY		1			1
Waycross Health and Rehabilitation		1			1
PATHOLOGYT & LAB MEDICINE SERVICES			1	100%	1
MINUTECLINIC DIAG OF IND, LLC #6250		1			1
C A R E S		1			1
STAMFORD HOSPITAL			1	100%	1
CLEVELAND CLINIC OHIO LABORATORIES			1	100%	1
HELEN HAYES HOSPITAL LABORATORY		1			1
CVS CT288POCT BRISTOL		1			1
STEPHENS COUNTY HOSPITAL			1	100%	1
MEDEXPRESS URGENT CARE, EDWARDSVILLE		1			1
SOMA MEDICAL CENTER PA #3 PALOMINO			1	100%	1
FLORIDA CLINICAL RESEARCH CENTER, LLC			1	100%	1
ST JOSEPH'S HOSPITAL NORTH LABORATORY			1	100%	1
CORNERSTONE OF RECOVERY INC		1			1
CVS NC3803POCT MOORESVILLE		1			1
KIDSWOOD PEDIATRICS CORP			1	100%	1
LIFELINK TRANSPLANT INSTITUTE LAB			1	100%	1
CROZER-CHESTER MEDICAL CENTER			1	100%	1
KETAMINE HEALTH CENTERS AT BONITA SPRINGS, LLC		1			1
FINLAY MEDICAL RESEARCH CORP			1	100%	1
CHOTA COMMUNITY HEALTH SERVICES		1			1
OPTUM OF HIALEAH		1			1
KIDSVILLE PEDIATRICS IV PA		1			1
JOHNSON & JOHNSON VISION CARE-VISTAKON			1	100%	1
AMD			1	100%	1
ST LUCIE COUNTY HEALTH DEPARTMENT			1	100%	1
Kroger 699 - The Little Clinic Smyrna		1			1
ORLANDO PHYSICIAN NETWORK		1			1
CVS NH6596POCT HAMPTON		1			1
HEARTLAND REGIONAL MEDICAL CENTER		1			1
Sanford Health & Rehabilitation			1	100%	1
LABONE		1			1
Villages of St.Peters		1			1
MEDEXPRESS URGENT CARE - HADLEY		1			1
PEDIATRIC PARTNERS OF ZEPHYRHILLS PA			1	100%	1
PALM COAST DRAW STATION/AMERICAN HEALTH ASSOCIATES		1			1
PACE UNIVERSITY HEALTH CARE		1			1
RIVERSIDE COUNTY PUBLIC HEALTH LABORATORY			1	100%	1
UHS BINGHAMTON GENERAL			1	100%	1
BROOKDALE VERO BEACH SOUTH AL		1			1

COVID-19: testing by laboratory

Data through Feb 1, 2021 verified as of Feb 2, 2021 at 09:25 AM

Data in this report are provisional and subject to change.

The numbers in the table below represent the number of Florida and non-Florida residents for whom test results were received by the Department of Health. A person can be tested by more than one laboratory and can have both positive and negative results. **Therefore, the sum of the numbers in each column will be larger than the total number of people tested.**

Reporting lab	Inconclusive	Negative	Positive	Percent positive	Total
FHCP ASC - ORANGE CITY			1	100%	1
1ST CHOICE URGENT CARE CENTER LLC			1	100%	1
HOME AIDE SVC OF EASTERN NY INC D/B/A		1			1
NEWTON MEMORIAL HOSPITAL		1			1
VIP FAMILY PRACTICE			1	100%	1
COLLINS NURSING HOME		1			1
PROFESSIONAL DIALYSIS CENTER			1	100%	1
RAPID MEDLAB (002MO)		1			1
REELFOOT FAMILY WALK-IN CLINIC		1			1
NORTH MIAMI BEACH SURGICAL CENTER			1	100%	1
Kroger 909 - The Little Clinic Hamilton			1	100%	1
MELBOURNE URGENT CARE			1	100%	1
GENESEE COUNTY HEALTH DEPARTMENT		1			1
CONSOLIDATED			1	100%	1
FLORIDA HEALTH CARE MEDICAL GROUP		1			1
Vista Park			1	100%	1
Senatobia Healthcare & Rehab		1			1
MEDAC AT PORTERS NECK			1	100%	1
PHYSICIAN ASSOCIATES, LLC			1	100%	1
CVS SC1540POCT MYRTLE BEACH		1			1
SIMPLY HEALTHCARE AND WELLNESS CLINIC, PC			1	100%	1
MEDSTAR HEALTH URGENT CARE			1	100%	1
JOHN D. ARCHBOLD MEMORIAL HOSPITAL			1	100%	1
SUSAN F. WILLIAMS M.D., P.A.			1	100%	1
BARRINGTON TERRACE NAPLES			1	100%	1
Kroger - KR070600172		1			1
PALM COAST DIALYSIS		1			1
TRIPLE O MEDICAL SERVICES INC			1	100%	1
BROOKSVILLE REGIONAL HOSPITAL			1	100%	1
SISTERS MISSION			1	100%	1
DAUGHTERS OF SARAH NURSING CENTER		1			1
VAULT MEDICAL SERVICES			1	100%	1
CVS NC3853POCT BURLINGTON		1			1
FAMILY MEDICAL CENTER OF HOLLYWOOD PA			1	100%	1
ORMOND BEACH DIALYSIS			1	100%	1
PALM BEACH COUNTY HEALTH DEPT.			1	100%	1
MEDERI CARETENDERS VS OF SE FL LLC DBA			1	100%	1
EH FARGO HOSPITAL LABORATORY			1	100%	1
INTEGRATED GENETICS SEQUENOM		1			1
CIMA MEDICAL CENTER			1	100%	1
AVALON MEDICAL GROUP			1	100%	1
ADVANCE CARDIOVASCULAR IMAGING, INC			1	100%	1
MINUTECLINIC DIAGNOSTIC OF VIRGINIA, LLC #1416		1			1
BROOKS REHAB			1	100%	1
NORTH BROWARD MEDICAL CENTER			1	100%	1
NORTH COUNTY MEDICAL LAB			1	100%	1
EXPRESS PHARMACY INC		1			1

COVID-19: testing by laboratory

Data through Feb 1, 2021 verified as of Feb 2, 2021 at 09:25 AM

Data in this report are provisional and subject to change.

The numbers in the table below represent the number of Florida and non-Florida residents for whom test results were received by the Department of Health. A person can be tested by more than one laboratory and can have both positive and negative results. **Therefore, the sum of the numbers in each column will be larger than the total number of people tested.**

Reporting lab	Inconclusive	Negative	Positive	Percent positive	Total
Kroger 647 - The Little Clinic Newnan Crossings			1	100%	1
MEDEXPRESS URGENT CARE - DANVILLE		1			1
WELLMED AT LINEBAUGH AVE			1	100%	1
MEMORIAL HERMANN MEDICAL GROUP-ATASCOCITA PEDS			1	100%	1
ESCANDON DIAGNOSTIC CLINIC			1	100%	1
PARKRIDGE MEDICAL CENTER			1	100%	1
CHI ST. LUKE'S HEALTH BCM MEDICAL CENTER			1	100%	1
HAYS CLINICAL LAB			1	100%	1
GATEWAY HEALTHCARE, PC			1	100%	1
KROGER 915 - THE LITTLE CLINIC ANDERSON			1	100%	1
WillowBrooke Court at Westminster Village		1			1
PUBLIX PHARMACY #0332		1			1
DUKE UNIVERSITY POINT OF CARE TESTING PROGRAM			1	100%	1
HALIFAX FAMILY HEALTH CENTER			1	100%	1
Harbert Hills Academy Nursing Home		1			1
DIVERSE MEDICAL CARE LLC			1	100%	1
CARE STATION MEDICAL GROUP		1			1
MERCYONE DES MOINES MEDICAL CENTER			1	100%	1
CHILTON MEDICAL CENTER		1			1
ANDREWS INSTITUTE AMBULATORY SURGERY CENTER		1			1
CORPORATION OF AMERICA		1			1
CARDIAC AND VASCULAR CONSULTANTS MD PA		1			1
BROOKDALE FORT MYERS LAKES PARK			1	100%	1
HOSPICE OF MARION COUNTY INC			1	100%	1
INNOVATIVE GENOMICS, LLC			1	100%	1
ACCURATE HEALTH SERVICES CORP			1	100%	1
QUICKCARE HEALTH, INC			1	100%	1
Longwood Community Living Center		1			1
OXY-GENLAB			1	100%	1
Brookdale Southside			1	100%	1
Kroger 672 - The Little Clinic Bill Kennedy & Glenwood		1			1
HUNTSVILLE HOSPITAL			1	100%	1
MEDEXPRESS URGENT CARE - PATRICK STREE			1	100%	1
WALGREENS #06025		1			1
HENRICO DOCTOR'S LABORATORY			1	100%	1
IVAN, MAYA			1	100%	1
EDWARD HOSPITAL			1	100%	1
RHODE ISLAND DEPARTMENT OF HEALTH LABORATORIES			1	100%	1
LAKE COMMUNITY ACTION AGENCY		1			1
CVS TX1057POCT SAN ANTONIO		1			1
HAWAII DEPARTMENT OF HEALTH LAB			1	100%	1
Walgreens #5914		1			1
SOUTH FLORIDA URGENT CARE CENTERS, LLC			1	100%	1
WELLCARE URGENT CARE			1	100%	1
HARDEE COUNTY FIRE RESCUE		1			1
HAVASU REGIONAL MEDICAL CENTER			1	100%	1
CVS IL2297144CV CHICAGO		1			1

COVID-19: testing by laboratory

Data through Feb 1, 2021 verified as of Feb 2, 2021 at 09:25 AM

Data in this report are provisional and subject to change.

The numbers in the table below represent the number of Florida and non-Florida residents for whom test results were received by the Department of Health. A person can be tested by more than one laboratory and can have both positive and negative results. **Therefore, the sum of the numbers in each column will be larger than the total number of people tested.**

Reporting lab	Inconclusive	Negative	Positive	Percent positive	Total
CVS DC1340POCT WASHINGTON		1			1
CAROMONT HEALTH			1	100%	1
GOLDING-GRANADO MEDICAL ASSOCIATES		1			1
LANGLEY DIALYSIS			1	100%	1
FLORHAM PARK ENDOSCOPY CENTER		1			1
HEALTH FIRST HOME CARE		1			1
MINUTE CLINIC DIAGNOSTICS OF IN, LLC #6252		1			1
Eagle Health and Rehabilitation		1			1
Kroger 101 - The Little Clinic Hill Top		1			1
Dugan Memorial Home		1			1
FAYETTE MEDICAL CENTER LAB		1			1
ATHENS LIMESTONE HOSPITAL		1			1
MINUTECLINIC DIAGNOSTIC OF OHIO #6139		1			1
SUNCOAST PRIMARY CARE LLC			1	100%	1
MINUTE CLINIC DIAGNOSTIC OF VIRGINIA, LLC #6292		1			1
SAINT ALPHONSUS REGIONAL MEDICAL CENTER			1	100%	1
EILEEN TURBESSI MD PA		1			1
Remarkable Healthcare Dallas			1	100%	1
BRIAN C GRINER MD LLC			1	100%	1
WY RETIREMENT CENTER		1			1
MEDEXPRESS URGENT CARE - MARTINSVILLE		1			1
LUMICO LIFE INSURANCE COMPANY		1			1
WALGREENS #10854		1			1
OHIOHEALTH URGENT CARE			1	100%	1
REFERENCE LABORATORY			1	100%	1
LEHIGH REGIONAL WOUND CENTER			1	100%	1
CVS KY4779POCT LOUISVILLE		1			1
LIMA MEMORIAL HOSPITAL			1	100%	1
Kroger 531 - The Little Clinic Waterville		1			1
PHYSICIANS IMMEDIATE CARE			1	100%	1
MEDEX CLINIC LLC			1	100%	1
ADVENTHEALTH DURAND			1	100%	1
Piqua Manor		1			1
MEDCARE QUALITY MEDICAL CENTER LLC			1	100%	1
RIDGEFIELD PEDIATRIC ASSOCIATES		1			1
CVS PA2582POCT SPRINGFIELD		1			1
RIDGE OPTUM FLORIDA			1	100%	1
LADY OF THE SEA HOSPITAL LAB			1	100%	1
MAHONEY PEDIATRICS PA			1	100%	1
MIAMI CEREBRAL PALSY RESIDENTIAL			1	100%	1
MINNESOTA DEPARTMENT OF HEALTH LABORATORY			1	100%	1
NICKLAUS CHILDREN'S DORAL OUTPATIENT CENTER			1	100%	1
JUPITER PEDIATRIC ASSOCIATES, PA			1	100%	1
IZ MEDICAL		1			1
UNIVERSITY URGENT CARE			1	100%	1
UCH LAB			1	100%	1
CARENOW URGENT CARE - SPRING			1	100%	1

COVID-19: testing by laboratory

Data through Feb 1, 2021 verified as of Feb 2, 2021 at 09:25 AM

Data in this report are provisional and subject to change.

The numbers in the table below represent the number of Florida and non-Florida residents for whom test results were received by the Department of Health. A person can be tested by more than one laboratory and can have both positive and negative results. **Therefore, the sum of the numbers in each column will be larger than the total number of people tested.**

Reporting lab	Inconclusive	Negative	Positive	Percent positive	Total
CVS OH2486POCT NILES			1	100%	1
FAITH FAMILY PRACTICE			1	100%	1
RESIDENCES AT MIAMI / REIGN GARDENS LLC, THE			1	100%	1
Kroger - KR070300083			1	100%	1
UMASS MEMORIAL/MARLBORO HOSPITAL			1	100%	1
CQUENTIA NGS, LLC			1	100%	1
WW Chem Auto SS			1	100%	1
ADVENTHEALTH MEDICAL GROUP PEDIATRICS DIABETES &			1	100%	1
HEARTLAND OF ZEPHYRHILLS FL, LLC			1	100%	1
BAPTIST HEALTH SURGERY CENTER			1	100%	1
KNOX COMMUNITY HOSPITAL			1	100%	1
COMMUNITY MEDICAL CENTER-ORANGE CITY		1			1
BAPTIST HOSPITAL EAST			1	100%	1
ARCADIA DIALYSIS CENTER			1	100%	1
HALEYVILLE HEALTH CARE CENTER		1			1
TEVAPHARM			1	100%	1
FLAGLER COUNTY BOARD OF COUNTY COMMISSIONERS			1	100%	1
COX HEALTH SOUTH LAB			1	100%	1
MARINA DEL REY HOSPITAL LAB			1	100%	1
CAREWELL 203			1	100%	1
BUFFALO CROSSINGS HEALTHCARE AND REHABILITATION CENTER			1	100%	1
HATLEY HEALTH CARE, INC		1			1
Oregon Veterans Home The Dalles		1			1
CONNECTICUT PEDIATRICS @ CHC		1			1
Smg/North Jersey Hematology & Oncology		1			1
NATIONAL INSTITUTES OF HEALTH CLINICAL CENTER			1	100%	1
HPH HOME CARE			1	100%	1
TITUSVILLE TOWERS ASSISTED LIVING		1			1
WVU MEDICINE AT SUNCREST TOWNE CENTRE			1	100%	1
15 TO KNOW			1	100%	1
CVS TN7144POCT BARTLETT		1			1
Brio of Johnston		1			1
NORTHEAST FLORIDA HEALTH SERVICES			1	100%	1
ST. PETERSBURG PEDIATRICS-SEMINOLE			1	100%	1
YOUR HEALTH PEDIATRICS INC			1	100%	1
THE HEART HOSPITAL BAYLOR PLANO			1	100%	1
CVS NC7047POCT DURHAM		1			1
MEDEXPRESS URGENT CARE - CABOT			1	100%	1
UT HEALTH RGV CLINICAL LABORATORY			1	100%	1
MOSOLF PEDIATRICS PA			1	100%	1
The Carrington		1			1
LAKE REGIONAL HEALTH			1	100%	1
CVS NV9841POCT RENO			1	100%	1
Country View of Sunbury			1	100%	1
DEVLAB, LLC			1	100%	1
DONALSONVILLE HOSPITAL			1	100%	1
TARRYTOWN PHARMACY			1	100%	1

COVID-19: testing by laboratory

Data through Feb 1, 2021 verified as of Feb 2, 2021 at 09:25 AM

Data in this report are provisional and subject to change.

The numbers in the table below represent the number of Florida and non-Florida residents for whom test results were received by the Department of Health. A person can be tested by more than one laboratory and can have both positive and negative results. **Therefore, the sum of the numbers in each column will be larger than the total number of people tested.**

Reporting lab	Inconclusive	Negative	Positive	Percent positive	Total
Hillside Rehab and Care Center			1	100%	1
TAMPA HEALTH CARE PROVIDERS PA		1			1
FLORIDA STATE UNIVERSITY HEALTH SERVICES			1	100%	1
CVS OH6164POCT DELAWARE		1			1
KID FIXERS		1			1
HEALTH ALLIANCE			1	100%	1
LCMC LAB SUBSECTION		1			1
Lutheran Community at Telford		1			1
Georgiana Health and Rehabilitation, LLC		1			1
VA OPTOMETRY CLINIC			1	100%	1
MEDEXPRESS URGENT CARE - ANDERSON		1			1
ONPOINT URGENT CARE			1	100%	1
Garden Villa Bedford		1			1
COSTCO PHARMACY #1023			1	100%	1
COLOMBO'S PHARMACY		1			1
STANLY REGIONAL MEDICAL CENTER			1	100%	1
Sage Bluff Health & Rehabilitation Center		1			1
NHC Chattanooga			1	100%	1
LAB PLUS, LLC AT ASCENSION SAINT THOMA		1			1
CELEBRATION HOSPITAL			1	100%	1
EMERSON HOSPITAL LABORATORY			1	100%	1
CVS OH6167POCT ASHLAND		1			1
ELATION HEALTH		1			1
SONNI'S PEDIATRICS			1	100%	1
ALPHA 1 ANTITRYPSIN RESEARCH PROGRAM			1	100%	1
Central Park Healthcare & Rehabilitation Center		1			1
WYOMING COUNTY DEPARTMENT OF HEALTH		1			1
Heritage Health of Peru			1	100%	1
WARREN GENERAL HOSPITAL			1	100%	1
CENTRAL ALABAMA HEALTH CARE SYSTEM			1	100%	1
SUNCOAST BEHAVIORAL HEALTH CENTER			1	100%	1
DEL PRADO MEDICAL CENTER, INC		1			1
EAST RIDGE RETIREMENT VILLAGE INC		1			1
SPINE & PAIN CONSULTANT PLLC		1			1
ROYAL CARE MEDICAL CENTER			1	100%	1
NORTH FL SOUTH GA HCS-LAKE CITY			1	100%	1
ALL CARE URGENT CARE			1	100%	1
UF HEALTH THE VILLAGES			1	100%	1
Kroger 524 - The Little Clinic Iron Bridge Road		1			1
BSA PHYSICIANS GROUP, INC D/B/A BSA FAMILY MEDICAL			1	100%	1
SUMMIT LABORATORY			1	100%	1
SEWALLS POINT PHARMACY INC			1	100%	1
DOCTOR TODAY URGENT CARE			1	100%	1
FRASER MEMORIAL HOSPITAL			1	100%	1
AFTER HOURS CLINIC			1	100%	1
CVS AZ5892POCT LAVEEN		1			1
OCEANVIEW NURSING AND REHABILITAION CENTER			1	100%	1

COVID-19: testing by laboratory

Data through Feb 1, 2021 verified as of Feb 2, 2021 at 09:25 AM

Data in this report are provisional and subject to change.

The numbers in the table below represent the number of Florida and non-Florida residents for whom test results were received by the Department of Health. A person can be tested by more than one laboratory and can have both positive and negative results. **Therefore, the sum of the numbers in each column will be larger than the total number of people tested.**

Reporting lab	Inconclusive	Negative	Positive	Percent positive	Total
Kroger 379 - The Little Clinic Stony Brook		1			1
CVS NC3319POCT CHARLOTTE		1			1
UHEALTH CORAL SPRINGS			1	100%	1
Kroger 970 - The Little Clinic Westfield			1	100%	1
Kingston Care Center of Fort Wayne		1			1
VILLAGES HEALTH SYSTEM, LLC, THE			1	100%	1
HEALTH PARTNERS REGIONAL HOSPITAL			1	100%	1
The Evangelical Lutheran Good Samaritan Society Prescott Village		1			1
ALLIED PEDIATRICS & FAMILY MEDICINE			1	100%	1
VELOCITY URGENT CARE - LITTLE CREEK			1	100%	1
SHANNON CLARK OD, PA			1	100%	1
WEILL CORNELL MEDICAL ASSOCIATES - EAST SIDE		1			1
SHELBYVILLE HOSPITAL COMPANY		1			1
POETS WALK SARASOTA			1	100%	1
BORINQUEN HEALTH CENTER			1	100%	1
OAKWOOD HOSPITAL - SOUTHSORE			1	100%	1
HABANA HEALTH CARE CENTER			1	100%	1
APOPKA FAMILY HEALTH CENTER			1	100%	1
ST JOHNS PEDIATRICS PA		1			1
PORT ORANGE NURSING & REHAB			1	100%	1
Kroger 618 - The Little Clinic Trail Creek Village		1			1
CVS NV5286POCT HENDERSON		1			1
LIFE CARE CENTER OF GWINNETT		1			1
ST VINCENTS AMBULATORY CARE INC			1	100%	1
ACCESS MEDICAL GROUP OF TAMPA INC			1	100%	1
CARE CENTERS OF NASSAU LLC MINER ROAD NORTH		1			1
Baptist Village Retirement Communities		1			1
CVS MD1515POCT LEONARDTOWN		1			1
SIPERSTEIN DERMATOLOGY LLC			1	100%	1
SUNCOAST RESEARCH GROUP LLC			1	100%	1
VA ST LOUIS HEALTH CARE SYSTEM			1	100%	1
MED-LAKE LABORATORY, LLC			1	100%	1
FLORIDA MEDICAL CLINIC, LLC			1	100%	1
Lemont Nursing and Rehab Center			1	100%	1
SOUTHEAST MISSOURI HOSPITAL		1			1
MEMORIAL SATILLA HEALTH			1	100%	1
JOHN PETER SMITH HOSPITAL- OB TRIAGE			1	100%	1
F W HUSTON MEDICAL CENTER SENIOR LIVIN		1			1
WEST COCOA PHARMACY			1	100%	1
MOUNT SINAI MEDICAL CENTER AVENTURA ER			1	100%	1
FREEPORT ER DOX URGENT CARE		1			1
DILELLA			1	100%	1
SKYRIDGE CLINICAL ASSOCIATES		1			1
FLORIDA MEDICAL CLINIC PA GI			1	100%	1
BIOMAT ORLANDO		1			1
Kroger 444 - The Little Clinic Dent		1			1
Shoreline Care Center			1	100%	1

COVID-19: testing by laboratory

Data through Feb 1, 2021 verified as of Feb 2, 2021 at 09:25 AM

Data in this report are provisional and subject to change.

The numbers in the table below represent the number of Florida and non-Florida residents for whom test results were received by the Department of Health. A person can be tested by more than one laboratory and can have both positive and negative results. **Therefore, the sum of the numbers in each column will be larger than the total number of people tested.**

Reporting lab	Inconclusive	Negative	Positive	Percent positive	Total
LARKIN COMMUNITY HOSPITAL PALM SPRINGS CAMPUS			1	100%	1
NEW ERA HEALTH CENTER INC		1			1
Elm Crest Senior Living Community		1			1
OCALA REGIONAL KIDNEY CENTER EAST			1	100%	1
NEVADA DEPARTMENT OF HEALTH AND HUMAN SERVICES			1	100%	1
REGIONAL MED CTR BAYONET POINT			1	100%	1
PARTNERS IN PRIMARY CARE		1			1
CARESPOT EXPRESS HEALTHCARE BOYNTON BEACH			1	100%	1
VETERANS AFFAIRS MEDICAL CENTER - EAST ORANGE			1	100%	1
CATHEDRAL GERONTOLOGY CENTER DBA CATHEDRAL CARES			1	100%	1
Walgreens #5065		1			1
Strasburg Care Center		1			1
ELLIS HOSPITAL URGENT CARE CENTER LAB		1			1
CACERES SPECIALIZED GYNECOLOGY		1			1
BOND COUNTY HEALTH DEPARTMENT			1	100%	1
SUTTER GOULD MEDICAL FOUNDATION			1	100%	1
CHILDREN'S MEDICAL CENTER-EAST ORLANDO			1	100%	1
ST JOHN'S MEDICAL CENTER, TETON VILLAGE			1	100%	1
BRONSON METHODIST HOSPITAL			1	100%	1
CHI ST VINCENT LITTLE ROCK DIAGNOSTIC CLINIC			1	100%	1
TRUCARE LIVING CENTERS - SELMA			1	100%	1
GATEWAY LABORATORIES		1			1
WAYNE COUNTY PUBLIC HEALTH		1			1
ACCESS HEALTH CARE PHYSICIANS LLC			1	100%	1
MOUNT ST MARYS HOSPITAL OF NIAGARA FALLS			1	100%	1
SACRED HEART HEALTH SYSTEM- MIDWIFE PROGRAM			1	100%	1
SOUTHWEST FLORIDA DIVISION LAB			1	100%	1
Vibrallife of El Paso Rehabilitation Center			1	100%	1
VERITAS GENETICS, INC.			1	100%	1
INNOVATIVE CARE II LLC			1	100%	1
BLUFFTON HEALTH CENTER			1	100%	1
AFFILIATED LABORATORIES INC			1	100%	1
TRAVIS LEE THOMPSON MD			1	100%	1
HUDSON REGIONAL HOSPITAL			1	100%	1
BAPTIST ASI			1	100%	1
MIDDLETON PEDIATRICS			1	100%	1
VISTA DEL SOL MED ASSOC		1			1
NORTHWEST TEXAS HEALTHCARE SYSTEM,INC			1	100%	1
ADVENTHEALTH IMAGING LAKE NONA			1	100%	1
Integrity Healthcare of Carbondale			1	100%	1
CHRISTUS GOOD SHEPHERD MEDICAL CENTER			1	100%	1
ST. LUKE'S HOSPITAL			1	100%	1
MEDICAL LIFE-INC GUIDEWELL EMERGENCY MEDICINE			1	100%	1
HEALTH PLUS SUNRISE MEDICAL OFFICE			1	100%	1
LAKE VISTA DIALYSIS			1	100%	1
AR ANESTHESIA LLC		1			1
CONCIERGE INTERNAL MEDICINE ASSOCIATES			1	100%	1

COVID-19: testing by laboratory

Data through Feb 1, 2021 verified as of Feb 2, 2021 at 09:25 AM

Data in this report are provisional and subject to change.

The numbers in the table below represent the number of Florida and non-Florida residents for whom test results were received by the Department of Health. A person can be tested by more than one laboratory and can have both positive and negative results. **Therefore, the sum of the numbers in each column will be larger than the total number of people tested.**

Reporting lab	Inconclusive	Negative	Positive	Percent positive	Total
AESTHETIC PHYSICIANS PC			1	100%	1
Bivins Pointe			1	100%	1
CVS CT1123POCT SOUTHBURY		1			1
CVS AZ7841POCT TUCSON		1			1
LABORATORIO MEDICO CENTRAL CONDOMINO MD			1	100%	1
Ramsey Village		1			1
LABTOX LABORATORIES			1	100%	1
BAPTIST HEALTH EXPRESS CARE			1	100%	1
SUNCOAST FAMILY MEDICAL ASSOCIATES			1	100%	1
MILFORD REGIONAL HOSPITAL			1	100%	1
ER NEAR ME HULEN		1			1
ANMED HEALTH MEDICAL CENTER			1	100%	1
ASCENSION ST VINCENT'S - WESTSIDE			1	100%	1
DEACONESS URGENT CARE CENTER			1	100%	1
PUTNAM CO HOSPITAL-D/B/A ASBURY TOWERS		1			1
PALM SPRINGS GENERAL HOSPITAL			1	100%	1
MADISON AT OVIEDO			1	100%	1
El Paso Health Care Center			1	100%	1
CVS CA9103POCT ESCONDIDO		1			1
STEAMBOAT EMERGENCY CENTER			1	100%	1
MEDEXPRESS URGENT CARE - FORT SMITH		1			1
PRIORITY CARE LLC			1	100%	1
WINDSOR AT OCALA			1	100%	1
NONA MEDICAL ARTS		1			1
EDGAR PRICE FAMILY & CHILDREN HEALTHCARE CENTER			1	100%	1
Kroger 717 - The Little Clinic Dolphin Drive			1	100%	1
ARTESIAN HOME		1			1
EASTSIDE MEDICAL CLINIC		1			1
PANCARE HEALTH - CARR ELEM & MIDDLE SCHOOL			1	100%	1
GENESIS HEALTH SYSTEM			1	100%	1
THE MEDICAL CENTER			1	100%	1
WORKFORCE HEALTH DEPARTMENT			1	100%	1
CORDOVA FAMILY PRACTICE			1	100%	1
ManorCare Rehab Center of Marietta		1			1
NYU WINTHROP LABORATORY		1			1
MEDPOST - NORTH DALLAS			1	100%	1
CARESPOT - OCOEE			1	100%	1
FIVE STAR PREMIER RESIDENCES OF POMPANO BEACH			1	100%	1
COLONIAL VILLA GOOD SAMARITAN CENTER		1			1
CORIZON HEALTH INC			1	100%	1
ST JOHNS EPISCOPAL HOSPITAL SOUTH SHORE		1			1
Carington Park			1	100%	1
LOPEZ		1			1
UF HEALTH - WILDLIGHT			1	100%	1
WELLNOW URGENT CARE-OSWEGO			1	100%	1
Birmingham Nursing & Rehab Center		1			1
CVS AZ9210POCT SCOTTSDALE		1			1

COVID-19: testing by laboratory

Data through Feb 1, 2021 verified as of Feb 2, 2021 at 09:25 AM

Data in this report are provisional and subject to change.

The numbers in the table below represent the number of Florida and non-Florida residents for whom test results were received by the Department of Health. A person can be tested by more than one laboratory and can have both positive and negative results. **Therefore, the sum of the numbers in each column will be larger than the total number of people tested.**

Reporting lab	Inconclusive	Negative	Positive	Percent positive	Total
SPARTA HEALTH & REHAB		1			1
OPTIMAL MEDICINE INC		1			1
INDIAN RIVER CLINICAL LABORATORY, INC.		1			1
ULTIMATE ANALYSIS LABORATORY			1	100%	1
PHYSICIANS PRIMARY CARE LEHIGH PEDS			1	100%	1
PM PEDIATRICS PC			1	100%	1
PULMONARY MEDICINE		1			1
USCG ABBOTT BINAXNOW			1	100%	1
PRIMACARE MEDICAL LAKEWOOD			1	100%	1
MEDEXPRESS URGENT CARE - LAWRENCE		1			1
LOURDES URGENT CARE			1	100%	1
THE CLINIC ON SIXTH			1	100%	1
EXCEPTIONAL EMERGENCY CENTER			1	100%	1
Big River Nursing and Rehab		1			1
WALGREEN#12147		1			1
MORGAN STANELY HEALTH CENTER		1			1
PROGRESSIVE MEDICAL LAB LLC			1	100%	1
KANSAS CITY VA MEDICAL CENTER			1	100%	1
BAPTIST MINOR MEDICAL CENTER			1	100%	1
Hearthstone Nursing and Rehabilitation Center		1			1
ENCOMPASS HEALTH REHABILITATION OF ALTAMONTE			1	100%	1
PROVIDENCE ST PETER HOSPITAL		1			1
MED FIRST IMMEDIATE CARE AND FAMILY PRACTICE			1	100%	1
ADVANCED HEALTHCARE ASSOCIATES		1			1
THE CHRIST HOSPITAL			1	100%	1
BLOOD SYSTEMS LABORATORIES			1	100%	1
GOOD SAMARITAN SOCIETY-FOREST CITY		1			1
TREASURE COAST PRIMARY CARE		1			1
CAREHERE LLC			1	100%	1
SOUTHERN SPRINGS HEALTH CARE		1			1
CVS M08595POCT RAYMORE		1			1
MEA PRIMARY CARE PLUS BYRAM			1	100%	1
AAA MEDICAL TESTING			1	100%	1
SOUTH FLORIDA BAPTIST HOSPITAL			1	100%	1
CHILDREN'S NATIONAL MEDICAL CENTER			1	100%	1
SYNERGY DIALYSIS INC			1	100%	1
PEDIATRIC ASSOCIATES - DORAL			1	100%	1
TARRANT MEDICAL ASSOCIATES			1	100%	1
MD NOW URGENT CARE			1	100%	1
CVS NC7548POCT FUQUAY VARINA		1			1
Chateau Girardeau			1	100%	1
MADISON FACILITY INC			1	100%	1
APPLECARE URGENT CARE KINGSLAND			1	100%	1
SOUTHEASTERN PATHOLOGY ASSOCIATES			1	100%	1
CLEVELAND CLINIC FLORIDA LABORATORY			1	100%	1
BRADENTON DIALYSIS			1	100%	1
Kroger - KR003500568			1	100%	1

COVID-19: testing by laboratory

Data through Feb 1, 2021 verified as of Feb 2, 2021 at 09:25 AM

Data in this report are provisional and subject to change.

The numbers in the table below represent the number of Florida and non-Florida residents for whom test results were received by the Department of Health. A person can be tested by more than one laboratory and can have both positive and negative results. **Therefore, the sum of the numbers in each column will be larger than the total number of people tested.**

Reporting lab	Inconclusive	Negative	Positive	Percent positive	Total
NORTH BREVARD CHILDRENS MEDICAL CENTER			1	100%	1
AMICUS MEDICAL CENTER LLC			1	100%	1
HARDIN HEALTH INC		1			1
Arch Plaza Nursing and Rehabilitation Center			1	100%	1
PINELLAS CHD - CLEARWATER			1	100%	1
DW MCMILLAN MEMORIAL HOSPITAL LABORATORY			1	100%	1
MIDWAY SPECIALTY CARE CENTER INC		1			1
MEMORIAL HEALTH UNIVERSITY MEDICAL CENTER			1	100%	1
CANDLER HOSPITAL			1	100%	1
NASSAU COUNTY HEALTH DEPARTMENT-FERNANDINA BEACH C		1			1
Waters of Covington		1			1
SELF REGIONAL HEALTHCARE			1	100%	1
Kroger 49 - The Little Clinic Wichita - 21st St.			1	100%	1
SOUTHERN WINDS			1	100%	1
MIL LAKE HEALTHCARE CENTER INC PEDIATRICS			1	100%	1
CORPUS CHRISTI MEDICAL CENTER			1	100%	1
Kroger 127 - The Little Clinic Lakewood-Alameda		1			1
COMMONWEALTH OF VIRGINIA DIVISION OF CONSOLIDATED LABORATORY SERVICES			1	100%	1
SUNCOAST COMMUNITY HEALTH CENTERS INC		1			1
BROOKDALE PALM BEACH GARDENS			1	100%	1
DIXIE REGIONAL MEDICAL CENTER			1	100%	1
ICARE		1			1
SLIDELL MEMORIAL HOSPITAL			1	100%	1
LIFELINK OF FLORIDA			1	100%	1
MINUTECLINIC DIAG OF IND, LLC #4368		1			1
NORTHSIDE HOSPITAL DULUTH			1	100%	1
ADVENTHEALTH MEDICAL GROUP FAMILY AND INTERNAL			1	100%	1
LEELANAU OPCO, LLC		1			1
FRESENIUS SOUTH FORT MYERS		1			1
Kroger 541 - The Little Clinic Long Hollow Pike		1			1
CLINICAL PATHOLOGY LABORATORIES SOUTHEAST INC			1	100%	1
FLEMING ISLAND CENTER FOR CLINICAL RESEARCH		1			1
MEDTOWN PHARMACY			1	100%	1
WEST BOCA MEDICAL CENTER			1	100%	1
DEVANSH LAB WERKS		1			1
Pinnacle Assisted Living			1	100%	1
Carrollton Manor Inc		1			1
WEST DADE PEDIATRICS			1	100%	1
LAKE LURE HEALTH CENTER			1	100%	1
INTERNAL MEDICINE ASSOCIATES		1			1
CLARKSVILLE HEALTH SYSTEM			1	100%	1
HALIFAX HEALTH PRIMARY CARE ORMOND			1	100%	1
WASHINGTONVILLE PHARMACY INC		1			1
CELEBRATION FAMILY PHYSICIANS LLC			1	100%	1
FHPG SURGICAL ASSOCIATES OF EAST PASCO			1	100%	1
IM&P WELLNES CENTER			1	100%	1
DR. G'S URGENT CARE			1	100%	1

COVID-19: testing by laboratory

Data through Feb 1, 2021 verified as of Feb 2, 2021 at 09:25 AM

Data in this report are provisional and subject to change.

The numbers in the table below represent the number of Florida and non-Florida residents for whom test results were received by the Department of Health. A person can be tested by more than one laboratory and can have both positive and negative results. **Therefore, the sum of the numbers in each column will be larger than the total number of people tested.**

Reporting lab	Inconclusive	Negative	Positive	Percent positive	Total
BROADWAY HEALTH FLORIDA MEDICAL CLINIC URGENT CARE			1	100%	1
JPS HEALTH CENTER AT TRUE WORTH PLACE			1	100%	1
CVS PA1296POCT DREXEL HILL		1			1
AVERA ST. MARY'S HOSPITAL			1	100%	1
COLUMBIA CREST CARE & RAHAB		1			1
TITUSVILLE CENTER FOR SURGICAL EXCELLENCE LLC		1			1
MED BAR LLC		1			1
AURORA MEDICAL CENTER-KENOSHA			1	100%	1
BIOMERIEUX			1	100%	1
Bayou Vista Community Care Center			1	100%	1
COVENANT HEALTH		1			1
CARDIOLOGY AND FITNESS MEDICINE		1			1
PROGRESSIVE MEDICAL RESEARCH			1	100%	1
VIVIAN SIMMONS FAMILY PRACTICE			1	100%	1
HILTON HEAD HOSPITAL/INPATIENT			1	100%	1
MID-FLORIDA CANCER CENTERS		1			1
PASTEUR MEDICAL CENTER LLC		1			1
JACK M MATHENY II MD			1	100%	1
ORMC-ARDEN/EOI			1	100%	1
MEMORIAL HOSPITAL OF TAMPA			1	100%	1
CVS PA1074POCT KENNETT SQUARE		1			1
GOOD SAMARITAN SOCIETY - DE SMET		1			1
PORTSMOUTH REG. HOSPITAL			1	100%	1
Advanced Rehabilitation of Vernon		1			1
MINUTECLINIC OF NEVADA-2955 S FT APACH		1			1
SPHERE DX			1	100%	1
ST. JOHN HOSPITAL & MEDICAL CENTER			1	100%	1
SACRED HEART HOSPITAL NURSING			1	100%	1
SYNEXUS CLINICAL RESEARCH US INC		1			1
LIBERTY HEALTH CENTER			1	100%	1
Bethany Manor		1			1
EMERALD COAST PEDIATRICS & ADOL			1	100%	1
ASSISTED LIVING AT TREZEVANT		1			1
UNIVERSITY OF ILLINOIS VETERINARY DIAG		1			1
CROSS CREEK HEALTH CARE		1			1
BAPTIST HEALTH PRIMARY CARE AT DORAL			1	100%	1
bishop rehabilitation and nursing center		1			1
MID FLORIDA COMMUNITY SERVICES			1	100%	1
INDIGO PALMS			1	100%	1
FAMILY MEDICAL CENTERS			1	100%	1
UPSON REGIONAL MEDICAL CENTER			1	100%	1
PENNY PEDIATRICS		1			1
CVS OH3458POCT BEAVERCREEK		1			1
TERRELL URGENT CARE			1	100%	1
ACCOMPLISHED HOME CARE		1			1
DIVERSICARE OF BIG SPRINGS		1			1
MY URGENT CARE CLINIC			1	100%	1

COVID-19: testing by laboratory

Data through Feb 1, 2021 verified as of Feb 2, 2021 at 09:25 AM

Data in this report are provisional and subject to change.

The numbers in the table below represent the number of Florida and non-Florida residents for whom test results were received by the Department of Health. A person can be tested by more than one laboratory and can have both positive and negative results. **Therefore, the sum of the numbers in each column will be larger than the total number of people tested.**

Reporting lab	Inconclusive	Negative	Positive	Percent positive	Total
YOUR HEALTH PEDIATRICS			1	100%	1
ALLIANCE MD DIRECT PRIMARY CARE			1	100%	1
FLORIDA KEYS PED AND ADOLES CTR			1	100%	1
MEDICAL SPECIALISTS OF THE PALM BEACHES INC			1	100%	1
LAKEVIEW REGIONAL HOSPITAL			1	100%	1
FLORIDA MEDICAL CENTER			1	100%	1
FAST PACE URGENT CARE			1	100%	1
CLEVELAND CLINIC AKRON GENERAL			1	100%	1
CHC SOUTHWEST FLORIDA LAB-LIVE			1	100%	1
CTMD MEDICAL CENTER, PA			1	100%	1
DEPARTMENT OF HEALTH AND ENVIRONMENTAL CONTROL			1	100%	1
LAKE MARY PEDIATRICS			1	100%	1
PIONEER CLINICAL RESEARCH LLC			1	100%	1
NORTH OKALOOSA CLINIC CORP		1			1
CVS PA2687POCT EXTON		1			1
Portsmouth Health and Rehab			1	100%	1
Kroger 519 - The Little Clinic Staples Mill Road		1			1
PATIENT FIRST-GENERAL BOOTH			1	100%	1
ACUPATH LABORATORIES INC			1	100%	1
Kroger 465 - The Little Clinic Oakley		1			1
CENTRAL CAROLINA HOSPITAL			1	100%	1
ATLANTIS VISION CENTER			1	100%	1
NEW YORK UNIVERSITY MEDICAL CENTER			1	100%	1
SHANNON MEDICAL CENTER			1	100%	1
WESTCOAST FAMILY PRACTICE		1			1
NEW HORIZON PRIMARY CARE LLC			1	100%	1
2504-HOMEWOOD		1			1
Kroger 752 - The Little Clinic Central Station		1			1
CVS NE2741POCT LA VISTA		1			1
PALMS OF FT MYERS,THE			1	100%	1
Sherwood Oaks Health Center			1	100%	1
UF KANAPAHA LAB BEAKER		1			1
PRACTITIONERS IN MOTION			1	100%	1
ALBANY MEDICAL CENTER			1	100%	1
UNIVERSITY OF VERMONT MEDICAL CENTER			1	100%	1
RENOWN REGIONAL MEDICAL CENTER			1	100%	1
LITTLE COMPANY OF MARY HOSPITAL			1	100%	1
LAKEWOOD RANCH MEDICAL GROUP LLC			1	100%	1
DIAGNOSTIC GROUP INTEGRATED HEALTHCARE			1	100%	1
ADVENTHEALTH MEDICAL GROUP SENIOR HEALTH AT			1	100%	1
LAKESIDE MEDICAL CENTER		1			1
Kroger 441 - The Little Clinic Middletown		1			1
SUMMIT COUNTY PUBLIC HEALTH DEPARTMENT			1	100%	1
BAYLOR SCOTT & WHITE ALL SAINTS MEDICAL CENTER FT			1	100%	1
TLC MEDICAL			1	100%	1
Springdale Village		1			1
SUREPOINT URGENT CARE PADRE ISLAND			1	100%	1

COVID-19: testing by laboratory

Data through Feb 1, 2021 verified as of Feb 2, 2021 at 09:25 AM

Data in this report are provisional and subject to change.

The numbers in the table below represent the number of Florida and non-Florida residents for whom test results were received by the Department of Health. A person can be tested by more than one laboratory and can have both positive and negative results. **Therefore, the sum of the numbers in each column will be larger than the total number of people tested.**

Reporting lab	Inconclusive	Negative	Positive	Percent positive	Total
FAMILY MEDICAL CENTER		1			1
PM PEDIATRICS OF BAYSIDE, PLLC - RIVE		1			1
ST. MARY MEDICAL CENTER		1			1
CENTRAL FL INTERNAL MEDICINE ASSOCIATES LLC		1			1
KENDALL PEDIATRICS PARTNERS LLC			1	100%	1
GATEWAY FAMILY HEALTH CLINIC			1	100%	1
LEHIGH PULMONARY ASSOCIATES			1	100%	1
SACRED HEART MEDICAL CENTER			1	100%	1
PRIMARY CARE GROUP LLC		1			1
MINUTECLINIC DIAGNOSTIC OF NH, LLC (CL		1			1
ATRIA TAMARAC			1	100%	1
PALM BEACH DIGESTIVE ASSOCIATES			1	100%	1
IMMY LABS			1	100%	1
BERKSHIRE MEDICAL CENTER			1	100%	1
Kroger 550 - The Little Clinic Bellevue		1			1
Kroger 687 - The Little Clinic Sugar Hill			1	100%	1
ST MARY'S OF SAGINAW		1			1
Kroger 086 - The Little Clinic Broomfield-Sheridan		1			1
Alden North Shore			1	100%	1
NORTH WEST FLORIDA DIAGNOSTIC ENOCRINOLOGY CLINIC			1	100%	1
MEDEXPRESS URGENT CARE - RUSSELLVILLE, W MAIN ST		1			1
MEDEXPRESS URGENT CARE - CONWAY		1			1
GENESIS MICROBIOLOGY LAB		1			1
CVS MA1006POCT BROCKTON		1			1
ADVENTHEALTH MEDICAL GROUP UROLOGY AT EAST ORLANDO		1			1
CROSSROADS URGENT CARE PLLC		1			1
EASTMAN HEALTHCARE & REHAB		1			1
Garden View Care Center at Dougherty Ferry		1			1
CVS SC2250POCT COLUMBIA		1			1
WINDSOR MANOR			1	100%	1
PENINSULA REGIONAL MED CTR LAB			1	100%	1
Kroger 339 - The Little Clinic Highlands - Bardstown Road		1			1
ASSOCIATES MD MEDICAL GROUP INC			1	100%	1
CVS NC7057POCT SHELBY		1			1
JP MORGAN CHASE HEALTH SERVICES			1	100%	1
MED & CO INVESTMENT LLC		1			1
OUCH URGENT CARE			1	100%	1
Ash Flat Healthcare and Rehabilitation Center			1	100%	1
SAINT JOSEPHS HOSPITAL OF ATLANTA			1	100%	1
JUPITER MEDICAL CENTER INC			1	100%	1
San Antonio Residence and Rehabilitation Center		1			1
PEACHEALTH LABORATORIES		1			1
OAKMONT WEST- GREENVILLE SC		1			1
CAREFIRST URGENT CARE - BEECHMONT			1	100%	1
BAYFRONT HEAL WOUND CARE AND HYPERBARIC CENTER			1	100%	1
CVS SC5479POCT INDIAN LAND		1			1
CVS IN6608POCT NEW PALESTINE			1	100%	1

COVID-19: testing by laboratory

Data through Feb 1, 2021 verified as of Feb 2, 2021 at 09:25 AM

Data in this report are provisional and subject to change.

The numbers in the table below represent the number of Florida and non-Florida residents for whom test results were received by the Department of Health. A person can be tested by more than one laboratory and can have both positive and negative results. **Therefore, the sum of the numbers in each column will be larger than the total number of people tested.**

Reporting lab	Inconclusive	Negative	Positive	Percent positive	Total
Southwest Louisiana Veterans Home			1	100%	1
ANY LAB TEST FAST CORP			1	100%	1
Monument Health Custer Care Center		1			1
SEASONS HOSPICE AND PALLIATIVE CARE OF			1	100%	1
UUHC - REDSTONE HEALTH CENTER LABORATORY			1	100%	1
MEDICAL CENTER OF CENTRAL GEORGIA			1	100%	1
HAMILTON CI MAIN UNIT ANNEX/ WORK CAMP			1	100%	1
ST LUKES SURGICAL AT THE VILLAGES INC			1	100%	1
Eddy Memorial Geriatric Center		1			1
ELEMENTS PHARMACY			1	100%	1
HAWKEYE CARE CENTER DUBUQUE		1			1
MEDICAL CITY DENTON			1	100%	1
MALUHIA		1			1
TUNIS STREET GROUP HOME		1			1
HERNANDO CHILDREN'S			1	100%	1
Trucare Living Centers - Columbus		1			1
HALE KUPUNA HERITAGE HOME		1			1
WESTON COUNTY HEALTH SERVICES			1	100%	1
PLEASANT RIDGE MANOR WEST		1			1
FAMILY MEDICAL CLINIC KENDALL LLC			1	100%	1
ADVENTHEALTH MEDICAL GROUP OBSTETRICS			1	100%	1
BEST CARE COMMUNITY AND FAMILY HEALTH CENTER INC			1	100%	1
CURELOGICS WOUND CARE & HYPERBARIC CENTER		1			1
VIRGINIA UROLOGY		1			1
SHP WESTCHESTER LLC		1			1
STATE OF CALIFORNIA DOH SERVICES			1	100%	1
EMERGENCY CARE SERVICES LAB AT JFK MEDICAL CENTER			1	100%	1
CARENOW LAKE WORTH			1	100%	1
ANSWERS RESOURCE FACILITY		1			1
SOUTHERN HILLS MEDICAL CENTER			1	100%	1
KIDSVILLE PEDIATRICS III PA			1	100%	1
LANCASHIRE HALL NURSING AND REHABILITATION CENTER		1			1
RICHICHI FAMILY HEALTH			1	100%	1
INHEALTH LIFE SCIENCES LLC			1	100%	1
ORLANDO HEALTH PHYSICIAN GROUP INC			1	100%	1
ASCARATE DIALYSIS			1	100%	1
Fairview			1	100%	1
ORDRS, INC.			1	100%	1
PLANT CITY FAMILY CARE		1			1
URGENTMED PLANTATION			1	100%	1
FIT4LIFE MEDICAL CENTER			1	100%	1
MEDICAL ARTS LABORATORY			1	100%	1
Kroger 97 - The Little Clinic Hutchinson		1			1
BATESVILLE - SHERWOOD URGENT CARE			1	100%	1
BLANCHARD VALLEY HOSPITAL LABORATORY			1	100%	1
CVS IL2297652CV CHICAGO		1			1
LIFEGUARD AMBULANCE SERVICE LLC - BAY COUNTY			1	100%	1

COVID-19: testing by laboratory

Data through Feb 1, 2021 verified as of Feb 2, 2021 at 09:25 AM

Data in this report are provisional and subject to change.

The numbers in the table below represent the number of Florida and non-Florida residents for whom test results were received by the Department of Health. A person can be tested by more than one laboratory and can have both positive and negative results. **Therefore, the sum of the numbers in each column will be larger than the total number of people tested.**

Reporting lab	Inconclusive	Negative	Positive	Percent positive	Total
EXPRESS WALK IN MEDICAL CENTER			1	100%	1
BOCA CIEGA CENTER			1	100%	1
Maple Lane Nursing Home		1			1
C V S / PHARMACY #4396		1			1
SYCAMORE MEDICAL CENTER-KETTERING HEALTH NETWORK			1	100%	1
ORANGE PEDIATRICS PA			1	100%	1
DAYTONA BEACH CENTRA CARE			1	100%	1
Seal Rock Healthcare		1			1
UNIVERSITY OF TEXAS AT EL PASO, THE			1	100%	1
WATERBURY HOSPITAL REFERENCE LAB			1	100%	1
CVS TX8321POCT MCKINNEY		1			1
PROVIDENCE ST. PATRICK HOSPITAL			1	100%	1
ORMOND MEDICAL ARTS FAMILY PRACTICE PL			1	100%	1
HIBISCUS COURT			1	100%	1
SAINT JOSEPH'S HOSPITAL AND MEDICAL CENTER		1			1
NORTH OKALOOSA PHYSICIAN GRP - WALK IN CLINIC			1	100%	1
OCCUPATIONAL HEALTH CENTER		1			1
Woodstock Nursing and Rehabilitation Center		1			1
HELIX URGENT CARE			1	100%	1
BAYLOR SCOTT AND WHITE MEDICAL CENTER -CENTENTENNIAL			1	100%	1
LP ELIZABETHTON		1			1
SONORAN DESERT PATHOLOGY			1	100%	1
MIDWEST COVENANT HOME, INC		1			1
URGENT CARE OF KANSAS CITY			1	100%	1
URGENT TEAM MANAGEMENT OF TENNESSEE, L			1	100%	1
MINUTECLINIC MINUTECLINIC #3665		1			1
WESLEY MEDICAL CENTER			1	100%	1
CVS MA2297677CV BOSTON		1			1
FLORIDA HOSPITAL TRANSPLANT CENTER		1			1
PEDIATRIC PARTNERS			1	100%	1
Diversicare of Smyrna		1			1
HENRY FORD WEST BLOOMFIELD HOSPITAL			1	100%	1
GIBSON AREA PRIMARY CARE			1	100%	1
CARENOW-MONTGOMERY			1	100%	1
COMMUNITY HEALTH CENTERS OF PINELLAS, INC			1	100%	1
Livingston County Center for Nursing and Rehabilitation		1			1
CVS OH4359POCT HUDSON		1			1
Niles Nursing and Rehab. Center		1			1
Kroger 522 - The Little Clinic Gahanna		1			1
RAYMOND F CARON MD			1	100%	1
PALMETTO PRIMARY CARE PHYSICIANS			1	100%	1
BAPTIST HOSPITAL NURSING/PATIENT CARE			1	100%	1
PREMIER FAMILY AND SPORTS MEDICINE LLC			1	100%	1
JACKSBORO URGENT CARE			1	100%	1
UNIVERSITY OF SOUTH FLORIDA			1	100%	1
BMC/NASSAU			1	100%	1
DOCTORS HEARING			1	100%	1

COVID-19: testing by laboratory

Data through Feb 1, 2021 verified as of Feb 2, 2021 at 09:25 AM

Data in this report are provisional and subject to change.

The numbers in the table below represent the number of Florida and non-Florida residents for whom test results were received by the Department of Health. A person can be tested by more than one laboratory and can have both positive and negative results. **Therefore, the sum of the numbers in each column will be larger than the total number of people tested.**

Reporting lab	Inconclusive	Negative	Positive	Percent positive	Total
MEDEXPRESS URGENT CARE - ST CLAIR, CLOVER DR.		1			1
NFRC CLINICAL LAB			1	100%	1
RIVIERA BEACH HEALTH CENTER LAB			1	100%	1
RAPID CITY REGIONAL HOSPITAL -579 ATTN. LABORATORY		1			1
EAST COAST INSTITUTE FOR RESEARCH LLC			1	100%	1
University Plaza Rehabilitation and Nursing			1	100%	1
ADVANCE MD CARE			1	100%	1
NORTH CAROLINA STATE LABORATORY OF PUBLIC HEALTH, SPECTRUM LAB NETWORK			1	100%	1
HENRY FORD HOSPITAL			1	100%	1
PREMIER PEDIATRICS			1	100%	1
BAYMEADOWS PEDIATRIC CARE		1			1
ENZO LABS INC			1	100%	1
FLORIDA EPIDEMIOLOGY PROGRAM			1	100%	1
MEDICAL ASSOCIATES OF THE SHOALS		1			1
CHIEFLAND MEDICAL CENTER			1	100%	1
AMERICAN LAB LLC		1			1
FOUNDATION LABORATORY			1	100%	1
CVS IN6572POCT INDIANAPOLIS		1			1
Kroger 409 - The Little Clinic Hebron Marketplace			1	100%	1
PARK AVENUE PEDIATRICS PC		1			1
ST MICHAEL'S ELITE MEDICAL HOSPITAL			1	100%	1
BL DIAGNOSTICS LLC			1	100%	1
Signature Healthcare of Georgetown		1			1
SUNCREST OMNI		1			1
CVS AZ5026POCT MESA		1			1
CVS NV5942POCT LAS VEGAS		1			1
SANTA BARABARA ALF LLC (THE WINDSOR)			1	100%	1
FLORIDA HOSPITAL LAB			1	100%	1
SUPREME LABORATORY			1	100%	1
Chestnut Ridge Nursing & Rehab		1			1
Florida Baptist Retirement Center		1			1
Winter Garden Rehab and Nursing Facility		1			1
CARESOUTH HHA HOLDINGS OF THE TREASURE COAST LLC			1	100%	1
BAYCARE OUTREACH LAB AT NEW TAMPA			1	100%	1
PROGENESIS INC			1	100%	1
The Pines at Poughkeepsie Center for Nursing and Rehabilitation		1			1
Kroger 130 - The Little Clinic Colorado Springs		1			1
BEAUMONT REFERENCE LABORATORY			1	100%	1
ROSE HAVEN NURSING CENTER		1			1
Manassas Health & Rehab			1	100%	1
Fairhaven Retirement Community		1			1
JMJ FAMILY PRACTICE			1	100%	1
SMITH			1	100%	1
MEDCOR, INC			1	100%	1
SUMMERFIELD PAIN MANAGEMENT			1	100%	1
Ravenwood Speciality Care		1			1
BOULDER COMMUNITY HOSPITAL			1	100%	1

COVID-19: testing by laboratory

Data through Feb 1, 2021 verified as of Feb 2, 2021 at 09:25 AM

Data in this report are provisional and subject to change.

The numbers in the table below represent the number of Florida and non-Florida residents for whom test results were received by the Department of Health. A person can be tested by more than one laboratory and can have both positive and negative results. **Therefore, the sum of the numbers in each column will be larger than the total number of people tested.**

Reporting lab	Inconclusive	Negative	Positive	Percent positive	Total
CHATEAU MADELEINE - SENIOR LIVING & MEMORY CARE			1	100%	1
GOOD PEDIATRICS			1	100%	1
AZALEALAND NURSING HOME		1			1
Total	79,954	14,870,465	2,226,645	13%	17,177,064