

COVID-19: summary of cases and monitoring

Data through Feb 3, 2021 verified as of Feb 4, 2021 at 09:25 AM

Data in this report are provisional and subject to change.

Cases: people with positive PCR or antigen test result		Cases: people with positive PCR or antigen test result	
Total cases		Risk factors for Florida residents	
Florida residents	1,720,760	Traveled	14,042
Non-Florida residents	31,570	Contact with a known case	648,602
Type of testing		Traveled and contact with a known case	19,113
Florida residents	1,720,760	Neither	1,039,003
Positive by BPHL/CDC	62,118	No travel and no contact	196,951
Positive by commercial/hospital lab	1,658,642	Travel is unknown	617,356
PCR positive	1,416,199	Contact is unknown	376,253
Antigen positive	304,561	Contact is pending	406,820
Non-Florida residents	31,570	Travel can be unknown and contact can be unknown or pending for the same case, these numbers will sum to more than the "neither" total.	
Positive by BPHL/CDC	801		
Positive by commercial/hospital lab	30,769		
PCR positive	22,265		
Antigen positive	9,305		
Characteristics			
Florida residents hospitalized	73,631		
Florida resident deaths	27,247		
Non-Florida resident deaths	451		
Hospitalized counts include anyone who was hospitalized at some point during their illness. It does not reflect the number of people currently hospitalized.			
More information on deaths identified through death certificate data is available on the National Center for Health Statistics website at www.cdc.gov/nchs/nvss/vsrr/COVID19/index.htm .			

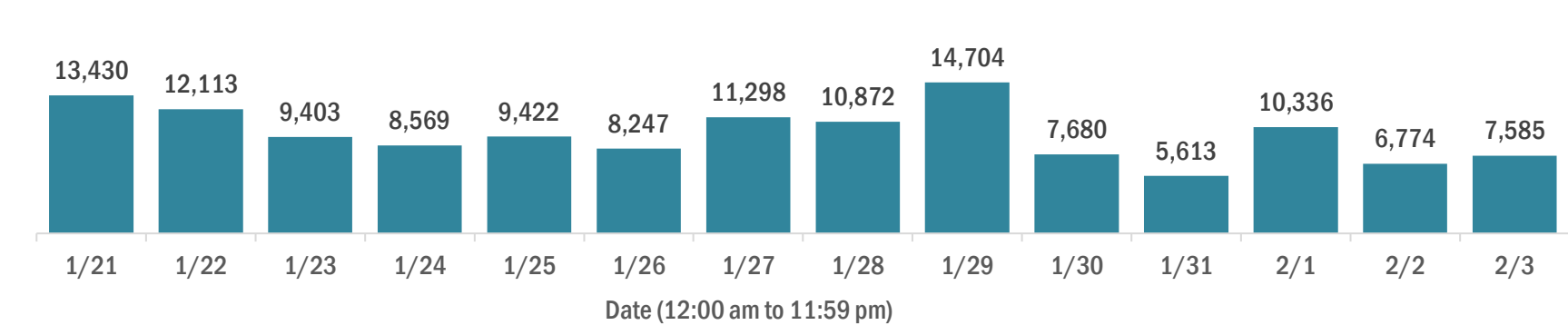
COVID-19: summary of laboratory testing

Data through Feb 3, 2021 verified as of Feb 4, 2021 at 09:25 AM

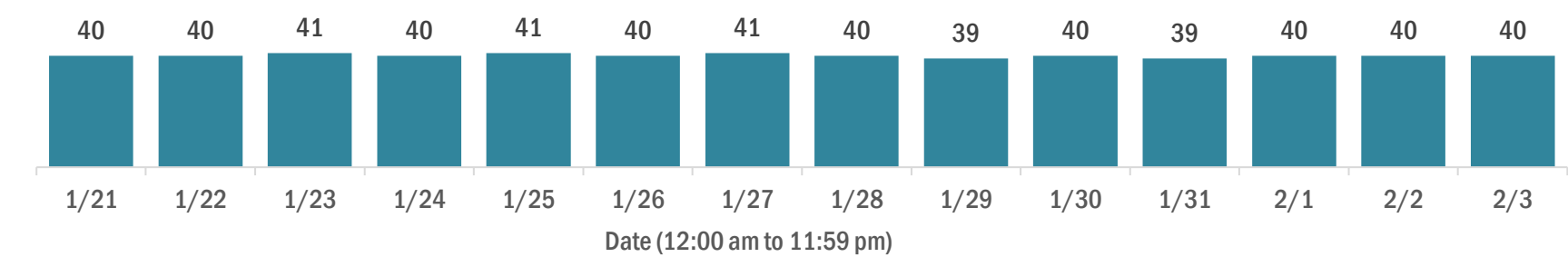
Data in this report are provisional and subject to change.

Cases in Florida residents per day for the past 2 weeks

Number of cases per day



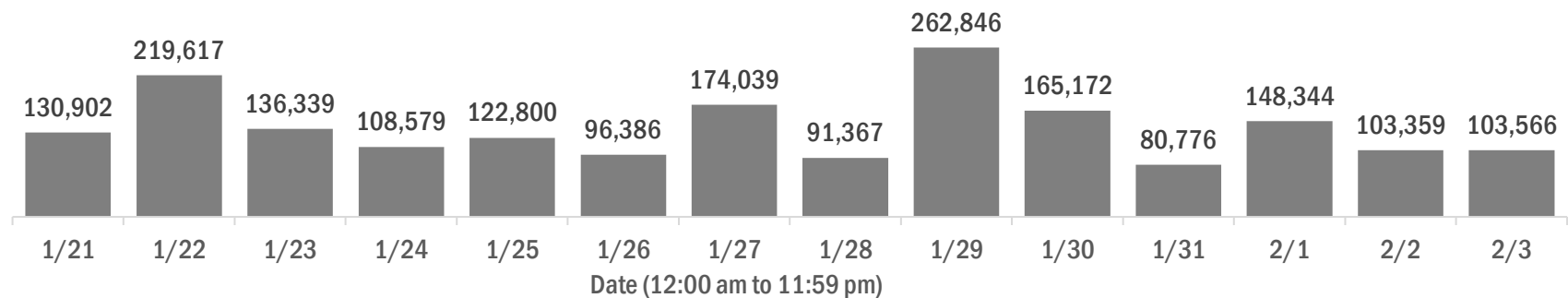
Median age of cases by day



Laboratory testing for Florida residents over the past 2 weeks

Number of Florida residents tested per day

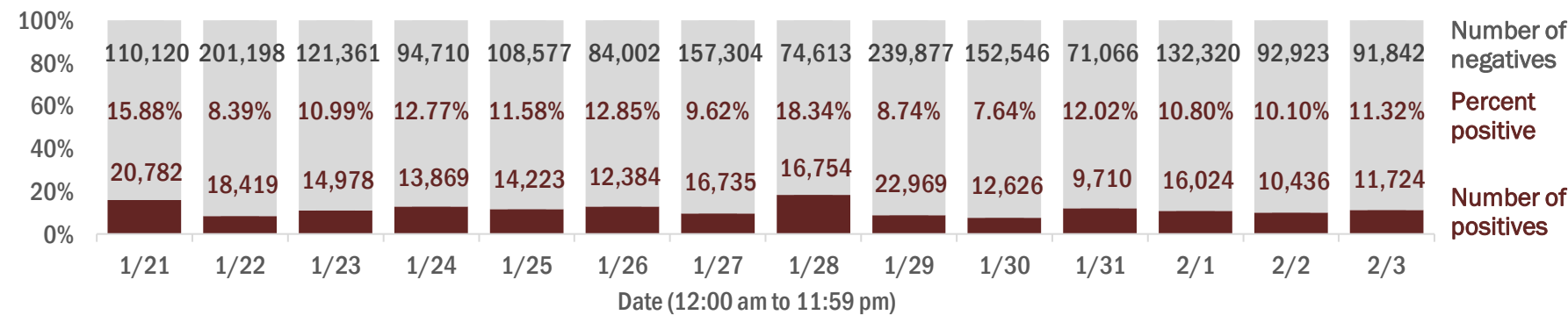
These counts include the number of people for whom the Department received PCR or antigen laboratory results by day. People tested on multiple days will be included for each day a new result was received. A person is only counted once for each day they are tested, regardless of whether multiple specimens are tested or multiple results are received.



Number and percent of Florida residents with positive test results

The percent of positive results ranged from 7.64% to 18.34% over the past 2 weeks and was 11.32% yesterday.

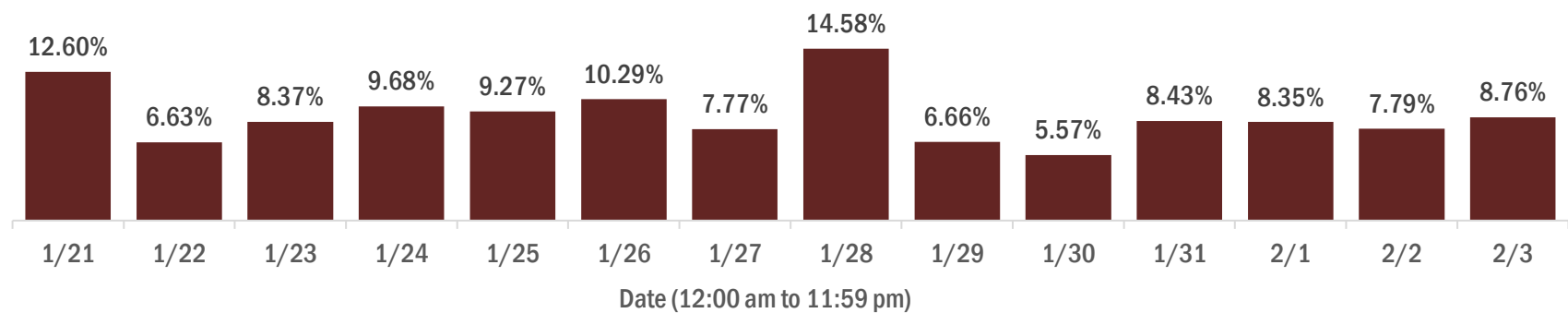
These counts include the number of people for whom the Department received PCR or antigen laboratory results by day. People tested on multiple days will be included for each day a new result was received. A person is only counted once for each day they are tested, regardless of whether multiple specimens are tested or multiple results are received. If a person has a positive specimen and a negative specimen in the same day, only the positive result is counted.



Percent positivity for new cases in Florida residents

The percent of positive results ranged from 5.57% to 14.58% over the past 2 weeks and was 8.76% yesterday.

This percent is the number of people who test PCR- or antigen-positive for the first time divided by all the people tested that day, excluding people who have previously tested positive.



COVID-19: characteristics of 1,720,760 Florida resident cases

Data through Feb 3, 2021 verified as of Feb 4, 2021 at 09:25 AM

Data in this report are provisional and subject to change.

Age group	Cases			Hospitalizations		Deaths		
0-4 years	33,060	<div></div>	2%	478	<div></div>	1%	0	0%
5-14 years	101,076	<div></div>	6%	453	<div></div>	1%	5	0%
15-24 years	264,675	<div></div>	15%	1,810	<div></div>	2%	39	0%
25-34 years	301,281	<div></div>	18%	3,641	<div></div>	5%	144	1%
35-44 years	266,581	<div></div>	15%	5,491	<div></div>	7%	412	2%
45-54 years	262,759	<div></div>	15%	8,452	<div></div>	11%	1,025	4%
55-64 years	226,697	<div></div>	13%	12,431	<div></div>	17%	2,918	11%
65-74 years	144,314	<div></div>	8%	15,304	<div></div>	21%	5,782	21%
75-84 years	80,515	<div></div>	5%	15,194	<div></div>	21%	8,269	30%
85+ years	38,572	<div></div>	2%	10,372	<div></div>	14%	8,653	32%
Unknown	1,230	<div></div>	0%	5	<div></div>	0%	0	0%
Total	1,720,760			73,631			27,247	

Gender	Cases		
Female	899,020	<div></div>	52%
Male	808,737	<div></div>	47%
Unknown	13,003	<div></div>	1%
Total	1,720,760		

Ethnicity	Cases			Hospitalizations			Deaths		
Hispanic	541,908	<div></div>	31%	18,911	<div></div>	26%	6,364	<div></div>	23%
Non-Hispanic	811,330	<div></div>	47%	50,893	<div></div>	69%	18,942	<div></div>	70%
Unknown	367,522	<div></div>	21%	3,827	<div></div>	5%	1,941	<div></div>	7%
Total	1,720,760			73,631			27,247		

Race and ethnicity	Cases			Hospitalizations			Deaths		
White	947,962	<div></div>	55%	47,689	<div></div>	65%	19,734	<div></div>	72%
Hispanic	360,627	<div></div>	21%	13,349	<div></div>	18%	5,009	<div></div>	18%
Non-Hispanic	514,228	<div></div>	30%	32,774	<div></div>	45%	13,775	<div></div>	51%
Unknown	73,107	<div></div>	4%	1,566	<div></div>	2%	950	<div></div>	3%
Black	225,744	<div></div>	13%	15,322	<div></div>	21%	4,412	<div></div>	16%
Hispanic	12,940	<div></div>	1%	635	<div></div>	1%	172	<div></div>	1%
Non-Hispanic	193,055	<div></div>	11%	14,340	<div></div>	19%	4,069	<div></div>	15%
Unknown	19,749	<div></div>	1%	347	<div></div>	0%	171	<div></div>	1%
Other race	251,700	<div></div>	15%	8,375	<div></div>	11%	2,210	<div></div>	8%
Hispanic	127,072	<div></div>	7%	4,454	<div></div>	6%	1,018	<div></div>	4%
Non-Hispanic	85,712	<div></div>	5%	3,527	<div></div>	5%	999	<div></div>	4%
Unknown	38,916	<div></div>	2%	394	<div></div>	1%	193	<div></div>	1%
Unknown race	295,354	<div></div>	17%	2,245	<div></div>	3%	891	<div></div>	3%
Hispanic	41,269	<div></div>	2%	473	<div></div>	1%	165	<div></div>	1%
Non-Hispanic	18,335	<div></div>	1%	252	<div></div>	0%	99	<div></div>	0%
Unknown	235,750	<div></div>	14%	1,520	<div></div>	2%	627	<div></div>	2%
Total	1,720,760			73,631			27,247		

Hospitalization counts include anyone who was hospitalized at some point during their illness. It does not reflect the number of people currently hospitalized. **Other race** includes any person with a race of American Indian/Alaskan native, Asian, native Hawaiian/Pacific Islander, or other.

COVID-19: deaths in Florida residents and staff of long-term care facilities

Data through Feb 3, 2021 verified as of Feb 4, 2021 at 09:25 AM

Data in this report are provisional and subject to change.

For current cases in residents or staff of long-term care facilities, please visit: <https://floridahealthcovid19.gov/>

County	Deaths		County	Deaths		County	Deaths	
Dade	954	<div></div> 10%	Martin	144	<div></div> 1%	Gilchrist	17	<div></div> 0%
Palm Beach	940	<div></div> 10%	Hernando	132	<div></div> 1%	Calhoun	14	<div></div> 0%
Pinellas	799	<div></div> 8%	Osceola	121	<div></div> 1%	Bradford	13	<div></div> 0%
Broward	571	<div></div> 6%	Charlotte	116	<div></div> 1%	Gadsden	13	<div></div> 0%
Hillsborough	500	<div></div> 5%	Indian River	106	<div></div> 1%	Gulf	13	<div></div> 0%
Polk	388	<div></div> 4%	Clay	104	<div></div> 1%	Washington	13	<div></div> 0%
Brevard	348	<div></div> 4%	Jackson	82	<div></div> 1%	Wakulla	12	<div></div> 0%
Sarasota	347	<div></div> 4%	Leon	81	<div></div> 1%	Baker	11	<div></div> 0%
Orange	334	<div></div> 3%	Bay	77	<div></div> 1%	Jefferson	10	<div></div> 0%
Lee	327	<div></div> 3%	St. Johns	75	<div></div> 1%	Holmes	9	<div></div> 0%
Duval	325	<div></div> 3%	Highlands	70	<div></div> 1%	Lafayette	8	<div></div> 0%
Volusia	234	<div></div> 2%	Santa Rosa	66	<div></div> 1%	Desoto	6	<div></div> 0%
Escambia	233	<div></div> 2%	Suwannee	56	<div></div> 1%	Flagler	6	<div></div> 0%
Marion	225	<div></div> 2%	Alachua	55	<div></div> 1%	Franklin	5	<div></div> 0%
St. Lucie	222	<div></div> 2%	Columbia	46	<div></div> 0%	Levy	4	<div></div> 0%
Seminole	209	<div></div> 2%	Sumter	38	<div></div> 0%	Monroe	4	<div></div> 0%
Pasco	199	<div></div> 2%	Nassau	32	<div></div> 0%	Taylor	3	<div></div> 0%
Collier	173	<div></div> 2%	Putnam	28	<div></div> 0%	Hardee	2	<div></div> 0%
Manatee	171	<div></div> 2%	Walton	24	<div></div> 0%	Dixie	1	<div></div> 0%
Lake	167	<div></div> 2%	Okeechobee	22	<div></div> 0%	Liberty	1	<div></div> 0%
Citrus	159	<div></div> 2%	Hendry	20	<div></div> 0%			
Okaloosa	145	<div></div> 2%	Madison	19	<div></div> 0%	Total	9,649	

Note: cases are summarized by the county of usual residence. Residents and staff may be cases associated with facilities that are not in their county of usual residence, resulting in cases being included below for counties that do not have facilities with known cases.

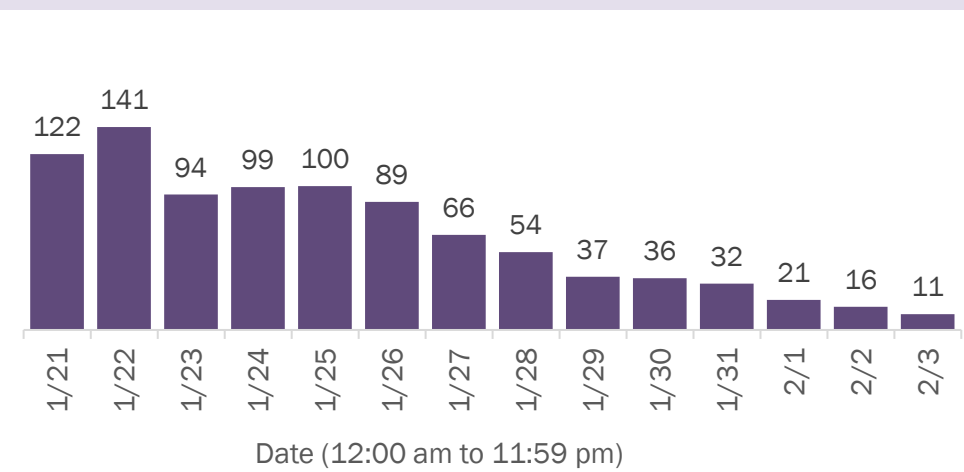
COVID-19: cases in Florida residents who have died

Data through Feb 3, 2021 verified as of Feb 4, 2021 at 09:25 AM

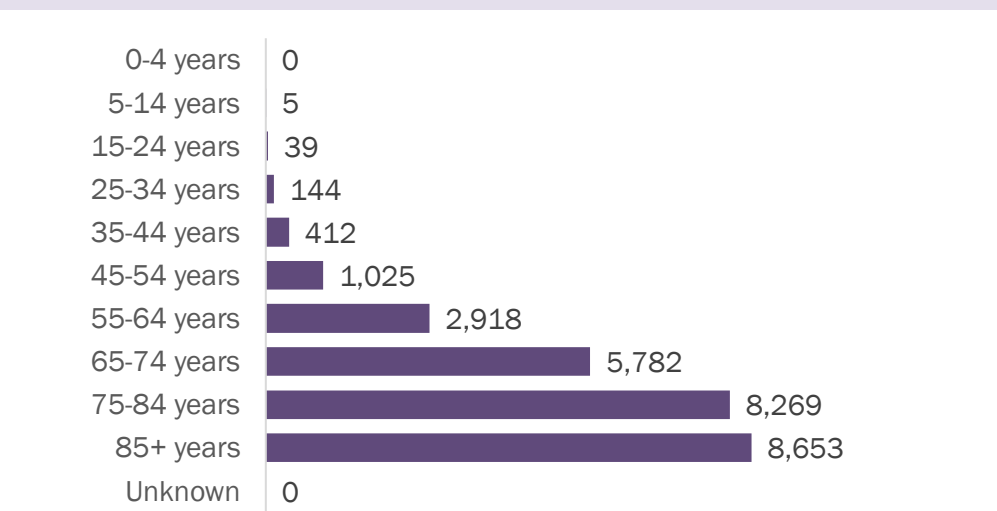
Data in this report are provisional and subject to change.

Demographics for all identified COVID-19 deaths: 27,247

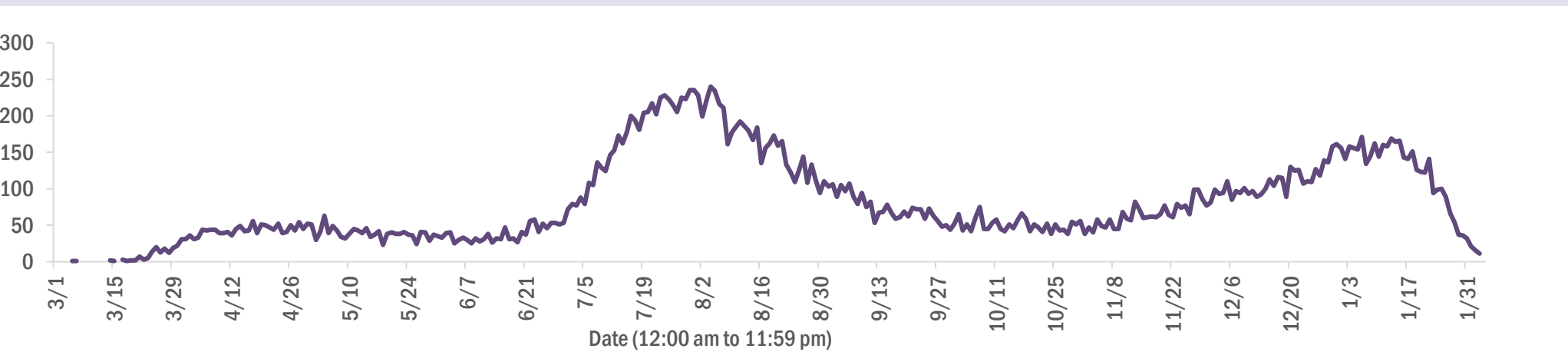
Deaths by date of death for the past 2 weeks



Deaths by age group



Deaths by date of death since March 2020



Age group	Deaths	Cases	Case fatality rate	Mortality rate per 100,000 population
0-4 years	0	33,060	0.0%	0.0
5-14 years	5	101,076	0.0%	0.2
15-24 years	39	264,675	0.0%	1.6
25-34 years	144	301,281	0.0%	5.1
35-44 years	412	266,581	0.2%	15.8
45-54 years	1,025	262,759	0.4%	36.8
55-64 years	2,918	226,697	1.3%	100.9
65-74 years	5,782	144,314	4.0%	238.3
75-84 years	8,269	80,515	10.3%	588.9
85+ years	8,653	38,572	22.4%	1498.3
Unknown	0	1,230	0.0%	
Total	27,247	1,720,760	1.6%	126.1

Race	Deaths	Cases	Case fatality rate	Mortality rate per 100,000 population
White	19,734	947,962	2.1%	118.2
Black	4,412	225,744	2.0%	120.6
Other	2,210	251,700	0.9%	177.6
Unknown	891	295,354	0.3%	
Total	27,247	1,720,760	1.6%	126.1

Gender	Deaths	Cases	Case fatality rate	Mortality rate per 100,000 population
Female	11,985	899,020	1.3%	108.5
Male	15,262	808,737	1.9%	144.5
Unknown	0	13,003	0.0%	
Total	27,247	1,720,760	1.6%	126.1

Ethnicity	Deaths	Cases	Case fatality rate	Mortality rate per 100,000 population
Hispanic	6,364	541,908	1.2%	112.1
Non-Hispanic	18,942	811,330	2.3%	119.0
Unknown	1,941	367,522	0.5%	
Total	27,247	1,720,760	1.6%	126.1

COVID-19: characteristics of 1,720,760 cases

Data through Feb 3, 2021 verified as of Feb 4, 2021 at 09:25 AM

Data in this report are provisional and subject to change.

Tables below include cases in Florida residents and non-Florida residents.

All 67 Florida counties have cases:

County	FL resident cases		Non-FL resident cases	Total cases	FL resident deaths	FL death rate
Dade	373,412	<div></div> 22%	4,587	377,999	4,942	1.3%
Broward	174,120	<div></div> 10%	2,024	176,144	2,139	1.2%
Palm Beach	107,435	<div></div> 6%	1,784	109,219	2,238	2.1%
Orange	103,670	<div></div> 6%	1,319	104,989	990	1.0%
Hillsborough	101,501	<div></div> 6%	836	102,337	1,342	1.3%
Duval	81,855	<div></div> 5%	1,311	83,166	946	1.2%
Pinellas	59,155	<div></div> 3%	1,468	60,623	1,312	2.2%
Lee	51,858	<div></div> 3%	1,691	53,549	813	1.6%
Polk	51,279	<div></div> 3%	351	51,630	991	1.9%
Osceola	33,555	<div></div> 2%	544	34,099	385	1.1%
Volusia	31,177	<div></div> 2%	499	31,676	541	1.7%
Escambia	28,304	<div></div> 2%	3,275	31,579	541	1.9%
Pasco	29,950	<div></div> 2%	264	30,214	576	1.9%
Brevard	29,674	<div></div> 2%	479	30,153	663	2.2%
Manatee	28,521	<div></div> 2%	520	29,041	505	1.8%
Collier	27,305	<div></div> 2%	919	28,224	414	1.5%
Leon	26,175	<div></div> 2%	815	26,990	245	0.9%
Sarasota	24,079	<div></div> 1%	1,079	25,158	651	2.7%
Marion	24,901	<div></div> 1%	102	25,003	642	2.6%
Seminole	24,459	<div></div> 1%	176	24,635	385	1.6%
Lake	22,022	<div></div> 1%	289	22,311	453	2.1%
Alachua	20,820	<div></div> 1%	235	21,055	176	0.8%
St. Lucie	19,872	<div></div> 1%	125	19,997	501	2.5%
St. Johns	18,488	<div></div> 1%	255	18,743	173	0.9%
Bay	16,602	<div></div> 1%	660	17,262	297	1.8%
Okaloosa	17,010	<div></div> 1%	180	17,190	292	1.7%
Santa Rosa	15,584	<div></div> 1%	200	15,784	217	1.4%
Clay	15,621	<div></div> 1%	34	15,655	266	1.7%
Hernando	10,068	<div></div> 1%	75	10,143	353	3.5%
Indian River	9,898	<div></div> 1%	82	9,980	235	2.4%
Charlotte	9,742	<div></div> 1%	148	9,890	304	3.1%
Martin	9,600	<div></div> 1%	173	9,773	256	2.7%
Citrus	8,790	<div></div> 1%	63	8,853	356	4.1%
Columbia	7,287	<div></div> 0%	35	7,322	143	2.0%
Sumter	7,207	<div></div> 0%	74	7,281	187	2.6%

County	FL resident cases		Non-FL resident cases	Total cases	FL resident deaths	FL death rate
Nassau	6,745	<div></div> 0%	397	7,142	95	1.4%
Highlands	6,539	<div></div> 0%	64	6,603	266	4.1%
Walton	5,859	<div></div> 0%	670	6,529	69	1.2%
Jackson	5,654	<div></div> 0%	63	5,717	133	2.4%
Putnam	5,529	<div></div> 0%	16	5,545	103	1.9%
Monroe	5,139	<div></div> 0%	286	5,425	41	0.8%
Flagler	5,339	<div></div> 0%	66	5,405	73	1.4%
Gadsden	5,146	<div></div> 0%	15	5,161	72	1.4%
Suwannee	4,872	<div></div> 0%	26	4,898	118	2.4%
Hendry	4,061	<div></div> 0%	18	4,079	57	1.4%
Desoto	3,410	<div></div> 0%	17	3,427	67	2.0%
Unknown	358	<div></div> 0%	2,990	3,348	0	0.0%
Okeechobee	3,285	<div></div> 0%	31	3,316	68	2.1%
Baker	3,075	<div></div> 0%	14	3,089	51	1.7%
Wakulla	2,990	<div></div> 0%	12	3,002	41	1.4%
Bradford	2,677	<div></div> 0%	10	2,687	46	1.7%
Hardee	2,601	<div></div> 0%	13	2,614	24	0.9%
Levy	2,596	<div></div> 0%	9	2,605	24	0.9%
Taylor	2,521	<div></div> 0%	6	2,527	35	1.4%
Washington	2,479	<div></div> 0%	20	2,499	35	1.4%
Holmes	2,072	<div></div> 0%	31	2,103	41	2.0%
Madison	1,836	<div></div> 0%	24	1,860	37	2.0%
Gulf	1,712	<div></div> 0%	22	1,734	34	2.0%
Union	1,671	<div></div> 0%	1	1,672	70	4.2%
Calhoun	1,536	<div></div> 0%	2	1,538	36	2.3%
Lafayette	1,534	<div></div> 0%	0	1,534	23	1.5%
Hamilton	1,504	<div></div> 0%	16	1,520	18	1.2%
Dixie	1,397	<div></div> 0%	3	1,400	13	0.9%
Jefferson	1,299	<div></div> 0%	22	1,321	22	1.7%
Franklin	1,218	<div></div> 0%	29	1,247	10	0.8%
Gilchrist	1,242	<div></div> 0%	3	1,245	28	2.3%
Liberty	1,000	<div></div> 0%	1	1,001	14	1.4%
Glades	868	<div></div> 0%	2	870	13	1.5%
Total	1,720,760		31,570	1,752,330	27,247	1.6%

COVID-19: characteristics of 1,720,760 Florida resident cases

Data through Feb 3, 2021 verified as of Feb 4, 2021 at 09:25 AM

Data in this report are provisional and subject to change.

The table below includes the cities and counties of residence for cases in Florida residents based on the patient's ZIP Code. Note that city is not always received as part of the initial notification and may be missing while the case is being investigated.

City and county	Cases
Miami, Dade	216,737
Orlando, Orange	77,088
Jacksonville, Duval	76,871
Tampa, Hillsborough	59,560
Hialeah, Dade	52,771
Fort Lauderdale, Broward	37,796
Hollywood, Broward	33,439
West Palm Beach, Palm Beach	26,350
Kissimmee, Osceola	25,987
Tallahassee, Leon	25,224
Pensacola, Escambia	23,460
Naples, Collier	22,967
Homestead, Dade	22,278
Saint Petersburg, Pinellas	21,971
Fort Myers, Lee	20,624
Bradenton, Manatee	18,702
Ocala, Marion	18,517
Boca Raton, Palm Beach	18,153
Lakeland, Polk	17,969
Pompano Beach, Broward	17,205
Gainesville, Alachua	16,619
Sarasota, Sarasota	14,843
Lake Worth, Palm Beach	13,132
Port Saint Lucie, St. Lucie	13,084
Cape Coral, Lee	12,981
Clearwater, Pinellas	11,618
Miami Beach, Dade	11,496
Miramar, Broward	11,351
Panama City, Bay	10,558
Boynton Beach, Palm Beach	10,390
Doral, Dade	10,030
Saint Augustine, St. Johns	9,978
Coral Springs, Broward	9,818
Miami Gardens, Dade	9,721
Melbourne, Brevard	8,787
Winter Haven, Polk	8,568
Delray Beach, Palm Beach	8,162
Lehigh Acres, Lee	8,161
Riverview, Hillsborough	7,716
Milton, Santa Rosa	7,602
Vero Beach, Indian River	7,597
Davie, Broward	7,497
New Port Richey, Pasco	6,925
Sunrise, Broward	6,819
Palm Bay, Brevard	6,730
Lake City, Columbia	6,681
Fort Pierce, St. Lucie	6,670
Saint Cloud, Osceola	6,562
Coral Gables, Dade	6,535
Daytona Beach, Volusia	6,506
Largo, Pinellas	6,500
Orange Park, Clay	6,422
Apopka, Orange	6,179
Spring Hill, Hernando	6,029
Plantation, Broward	5,901
Clermont, Lake	5,839
Brandon, Hillsborough	5,831
North Miami Beach, Dade	5,774
Davenport, Polk	5,708

COVID-19: characteristics of 1,720,760 Florida resident cases

Data through Feb 3, 2021 verified as of Feb 4, 2021 at 09:25 AM

Data in this report are provisional and subject to change.

The table below includes the cities and counties of residence for cases in Florida residents based on the patient's ZIP Code. Note that city is not always received as part of the initial notification and may be missing while the case is being investigated.

City and county	Cases
Plant City, Hillsborough	5,502
Weston, Broward	5,481
Sanford, Seminole	5,374
Jupiter, Palm Beach	5,359
Deltona, Volusia	5,312
Deerfield Beach, Broward	5,069
Winter Garden, Orange	5,040
Port Charlotte, Charlotte	4,816
Fort Walton Beach, Okaloosa	4,783
Tamarac, Broward	4,648
Stuart, Martin	4,555
Palm Coast, Flagler	4,512
Crestview, Okaloosa	4,467
Wesley Chapel, Pasco	4,348
Land O Lakes, Pasco	4,303
Deland, Volusia	4,255
Coconut Creek, Broward	4,203
Palm Beach Gardens, Palm Beach	4,203
Palmetto, Manatee	4,140
Winter Park, Orange	4,131
Miami Lakes, Dade	4,129
Margate, Broward	4,068
Palm Harbor, Pinellas	4,064
Wellington, Palm Beach	3,976
Oviedo, Seminole	3,948
Opa Locka, Dade	3,832
Live Oak, Suwannee	3,823
Middleburg, Clay	3,784
Altamonte Springs, Seminole	3,776
Port Orange, Volusia	3,680
Venice, Sarasota	3,664
Lutz, Hillsborough	3,656
Haines City, Polk	3,609
North Port, Sarasota	3,604
Punta Gorda, Charlotte	3,533
Brooksville, Hernando	3,514
Leesburg, Lake	3,512
Sebring, Highlands	3,503
Ocoee, Orange	3,480
Valrico, Hillsborough	3,464
Hallandale, Broward	3,456
The Villages, Sumter	3,388
Saint Johns, St. Johns	3,387
Arcadia, Desoto	3,315
Pembroke Pines, Broward	3,283
Okeechobee, Okeechobee	3,274
Bonita Springs, Lee	3,260
Ormond Beach, Volusia	3,237
Seminole, Pinellas	3,216
Navarre, Santa Rosa	3,164
Zephyrhills, Pasco	3,123
Immokalee, Collier	3,123
Windermere, Orange	2,994
Longwood, Seminole	2,987
Pinellas Park, Pinellas	2,949
Gulf Breeze, Santa Rosa	2,948
Cantonment, Escambia	2,866
North Lauderdale, Broward	2,863
Niceville, Okaloosa	2,837

COVID-19: characteristics of 1,720,760 Florida resident cases

Data through Feb 3, 2021 verified as of Feb 4, 2021 at 09:25 AM

Data in this report are provisional and subject to change.

The table below includes the cities and counties of residence for cases in Florida residents based on the patient's ZIP Code. Note that city is not always received as part of the initial notification and may be missing while the case is being investigated.

City and county	Cases
Ruskin, Hillsborough	2,829
North Miami, Dade	2,793
Cutler Ridge, Dade	2,749
Jacksonville Beach, Duval	2,730
Quincy, Gadsden	2,729
Cocoa, Brevard	2,729
Panama City Beach, Bay	2,704
Crawfordville, Wakulla	2,688
Key West, Monroe	2,671
Lake Worth Beach, Palm Beach	2,652
Palatka, Putnam	2,585
Casselberry, Seminole	2,532
Hudson, Pasco	2,502
Bartow, Polk	2,498
Dade City, Pasco	2,492
Green Cove Springs, Clay	2,448
Fernandina Beach, Nassau	2,427
Port Richey, Pasco	2,426
North Fort Myers, Lee	2,409
Perry, Taylor	2,376
Oakland Park, Broward	2,323
Ponte Vedra Beach, St. Johns	2,310
Lake Mary, Seminole	2,288
Auburndale, Polk	2,283
Marianna, Jackson	2,270
Winter Springs, Seminole	2,241
Kissimmee, Polk	2,228
Lynn Haven, Bay	2,215
Titusville, Brevard	2,206
New Smyrna Beach, Volusia	2,200
Aventura, Dade	2,198
Lake Wales, Polk	2,161
Tarpon Springs, Pinellas	2,151
Clewiston, Hendry	2,135
Merritt Island, Brevard	2,127
Inverness, Citrus	2,105
Fleming Island, Clay	2,047
Belle Glade, Palm Beach	2,018
Santa Rosa Beach, Walton	2,000
Eustis, Lake	1,999
Royal Palm Beach, Palm Beach	1,986
Chipley, Washington	1,934
Wimauma, Hillsborough	1,931
Estero, Lee	1,923
Defuniak Springs, Walton	1,917
Parkland, Broward	1,900
Cooper City, Broward	1,893
Dunedin, Pinellas	1,882
Loxahatchee, Palm Beach	1,864
Labelle, Hendry	1,810
Holiday, Pasco	1,804
Starke, Bradford	1,799
Key Biscayne, Dade	1,795
Destin, Okaloosa	1,775
Sarasota, Manatee	1,772
Rockledge, Brevard	1,762
Mount Dora, Lake	1,731
Odessa, Hillsborough	1,700
Avon Park, Highlands	1,698

COVID-19: characteristics of 1,720,760 Florida resident cases

Data through Feb 3, 2021 verified as of Feb 4, 2021 at 09:25 AM

Data in this report are provisional and subject to change.

The table below includes the cities and counties of residence for cases in Florida residents based on the patient's ZIP Code. Note that city is not always received as part of the initial notification and may be missing while the case is being investigated.

City and county	Cases
Parrish, Manatee	1,694
Mulberry, Polk	1,693
Palm City, Martin	1,673
Tavares, Lake	1,651
Seffner, Hillsborough	1,591
Riviera Beach, Palm Beach	1,585
Yulee, Nassau	1,582
Summerfield, Marion	1,567
Wauchula, Hardee	1,527
Mayo, Lafayette	1,510
Coconut Grove, Dade	1,497
Bonifay, Holmes	1,490
Macclenny, Baker	1,488
Groveland, Lake	1,484
Crossings, Dade	1,458
Carol City, Dade	1,453
Pinecrest, Dade	1,449
Maitland, Orange	1,439
Callahan, Nassau	1,431
Orange City, Volusia	1,414
Ponte Vedra, St. Johns	1,411
Missing, Dade	1,410
Lithia, Hillsborough	1,386
Sebastian, Indian River	1,382
Crystal River, Citrus	1,347
Homosassa, Citrus	1,314
Lady Lake, Lake	1,313
Lake Butler, Union	1,290
Palmetto Bay, Dade	1,255
Pace, Santa Rosa	1,255
Dania, Broward	1,242
Atlantic Beach, Duval	1,233
Biscayne Park, Dade	1,232
Madison, Madison	1,230
Lake Placid, Highlands	1,227
Sun City Center, Hillsborough	1,223
Gibsonton, Hillsborough	1,202
Florida City, Dade	1,197
Monticello, Jefferson	1,193
Indiantown, Martin	1,189
Graceville, Jackson	1,174
Dover, Hillsborough	1,166
Oldsmar, Pinellas	1,153
Hobe Sound, Martin	1,151
Alachua, Alachua	1,142
Century, Escambia	1,123
Apollo Beach, Hillsborough	1,119
Dunnellon, Marion	1,111
Edgewater, Volusia	1,111
Palm Springs, Palm Beach	1,109
Debary, Volusia	1,073
Bellevue, Marion	1,058
Newberry, Alachua	1,040
North Palm Beach, Palm Beach	1,031
Lantana, Palm Beach	1,030
Lecanto, Citrus	1,017
El Portal, Dade	1,016
Havana, Gadsden	1,016
South Miami, Dade	1,009

COVID-19: characteristics of 1,720,760 Florida resident cases

Data through Feb 3, 2021 verified as of Feb 4, 2021 at 09:25 AM

Data in this report are provisional and subject to change.

The table below includes the cities and counties of residence for cases in Florida residents based on the patient's ZIP Code. Note that city is not always received as part of the initial notification and may be missing while the case is being investigated.

City and county	Cases
Hilliard, Nassau	1,008
Jasper, Hamilton	990
Williston, Levy	979
Blountstown, Calhoun	973
Jensen Beach, Martin	928
Freeport, Walton	926
Beverly Hills, Citrus	922
Safety Harbor, Pinellas	918
Ellenton, Manatee	909
Satellite Beach, Brevard	905
Sanderson, Baker	898
Everglades National Park, Dade	887
Wewahitchka, Gulf	880
Trenton, Gilchrist	873
Keystone Heights, Clay	873
Wildwood, Sumter	867
Lauderhill, Broward	848
Nokomis, Sarasota	846
Fellsmere, Indian River	835
Mary Esther, Okaloosa	832
Englewood, Charlotte	818
Coleman, Sumter	817
Frostproof, Polk	817
Moore Haven, Glades	814
Wilton Manors, Broward	813
Fisher Island, Dade	809
Hernando, Citrus	808
Port Saint Joe, Gulf	801
Bushnell, Sumter	797
Polk City, Polk	793
Dunnellon, Citrus	787
Key Largo, Monroe	780
Bristol, Liberty	778
Cross City, Dixie	770
Medley, Dade	765
Shalimar, Okaloosa	756
South Bay, Palm Beach	729
Lauderdale Lakes, Broward	726
Pahokee, Palm Beach	726
Marco Island, Collier	708
Uleta, Dade	704
Olympia Heights, Dade	703
Chattahoochee, Gadsden	688
Glen Saint Mary, Baker	685
Coral, Dade	679
Cocoa Beach, Brevard	671
High Springs, Alachua	669
Fort Meade, Polk	666
Englewood, Sarasota	659
Crescent City, Putnam	653
Interlachen, Putnam	645
Indialantic, Brevard	640
Sorrento, Lake	639
Miramar Beach, Walton	638
Lawtey, Bradford	635
Thonotosassa, Hillsborough	633
Chiefland, Levy	633
Minneola, Lake	630
Spring Hill, Pasco	628

COVID-19: characteristics of 1,720,760 Florida resident cases

Data through Feb 3, 2021 verified as of Feb 4, 2021 at 09:25 AM

Data in this report are provisional and subject to change.

The table below includes the cities and counties of residence for cases in Florida residents based on the patient's ZIP Code. Note that city is not always received as part of the initial notification and may be missing while the case is being investigated.

City and county	Cases
Trinity, Pasco	613
Marathon, Monroe	611
Bowling Green, Hardee	608
Jacksonville, St. Johns	605
Fruitland Park, Lake	598
Neptune Beach, Duval	587
Lake Alfred, Polk	583
Southwest Ranches, Broward	581
Fort Myers Beach, Lee	581
Old Town, Dixie	577
Fort White, Columbia	555
West Melbourne, Brevard	545
Umatilla, Lake	544
Baker, Okaloosa	524
Sneads, Jackson	522
Carrabelle, Franklin	516
Bronson, Levy	510
Belle Isle, Orange	509
Clearwater Beach, Pinellas	501
South Daytona, Volusia	495
Jay, Santa Rosa	493
Palm Beach, Palm Beach	479
Sweetwater, Dade	470
Gulfport, Pinellas	468
Weeki Wachee, Hernando	467
Silver Springs, Marion	464
Cottdale, Jackson	458
Hawthorne, Alachua	449
Mascotte, Lake	447
Molino, Escambia	436
Midway, Gadsden	436
East Palatka, Putnam	428
Bunnell, Flagler	428
Citra, Marion	426
Oakland, Orange	424
Florida State University, Leon	423
Oxford, Sumter	420
Zolfo Springs, Hardee	417
Rotunda West, Charlotte	415
Surfside, Dade	403
Altha, Calhoun	402
Myakka City, Manatee	398
Apalachicola, Franklin	397
Melbourne Beach, Brevard	397
Youngstown, Bay	394
Centerville, Leon	393
Cape Canaveral, Brevard	385
Tavernier, Monroe	378
Branford, Suwannee	377
Ocklawaha, Marion	375
Celebration, Osceola	373
Flagler Beach, Flagler	372
Indian Harbour Beach, Brevard	362
Alva, Lee	359
Mims, Brevard	358
Raiford, Union	351
Bal Harbour, Dade	350
Archer, Alachua	349
Dundee, Polk	346

COVID-19: characteristics of 1,720,760 Florida resident cases

Data through Feb 3, 2021 verified as of Feb 4, 2021 at 09:25 AM

Data in this report are provisional and subject to change.

The table below includes the cities and counties of residence for cases in Florida residents based on the patient's ZIP Code. Note that city is not always received as part of the initial notification and may be missing while the case is being investigated.

City and county	Cases
Hastings, St. Johns	346
Haverhill, Palm Beach	338
Bell, Gilchrist	338
De Leon Springs, Volusia	334
Osprey, Sarasota	329
Webster, Sumter	324
Grand Ridge, Jackson	320
Eagle Lake, Polk	316
Pierson, Volusia	313
West Miami, Dade	309
Malone, Jackson	308
Greenville, Madison	304
Holly Hill, Volusia	302
Jennings, Hamilton	302
Floral City, Citrus	299
Lake Park, Palm Beach	295
Vernon, Washington	293
Ave Maria, Collier	289
Tequesta, Palm Beach	289
Eastpoint, Franklin	288
Grand Island, Lake	286
Chuluota, Seminole	283
Satsuma, Putnam	283
Lehigh, Lee	282
Westville, Holmes	280
Montverde, Lake	278
Gotha, Orange	276
Melrose, Putnam	273
Elkton, St. Johns	272
Indian Rocks Beach, Pinellas	266
Bryceville, Nassau	262
Reddick, Marion	262
Greenwood, Jackson	259
Laurel Hill, Okaloosa	259
Valparaiso, Okaloosa	254
Alafaya, Orange	254
Sebastian, Brevard	252
Malabar, Brevard	252
Kenneth City, Pinellas	250
Ponce De Leon, Holmes	247
Winter Park, Seminole	247
San Antonio, Pasco	246
O Brien, Suwannee	241
Belleair, Pinellas	234
Fort Mccoy, Marion	231
Lake Panasoffkee, Sumter	230
South Pasadena, Pinellas	229
Anthony, Marion	225
Edgewood, Orange	220
Geneva, Seminole	214
Sanibel, Lee	213
Morriston, Levy	213
Inlet Beach, Walton	213
Gretna, Gadsden	212
Southport, Bay	212
White Springs, Hamilton	211
Fountain, Bay	208
Hosford, Liberty	207
Lee, Madison	206

COVID-19: characteristics of 1,720,760 Florida resident cases

Data through Feb 3, 2021 verified as of Feb 4, 2021 at 09:25 AM

Data in this report are provisional and subject to change.

The table below includes the cities and counties of residence for cases in Florida residents based on the patient's ZIP Code. Note that city is not always received as part of the initial notification and may be missing while the case is being investigated.

City and county	Cases
Greenacres, Palm Beach	204
Wellborn, Suwannee	200
Kindred, Osceola	200
Bay Harbor Islands, Dade	194
Weirsdale, Marion	193
Hallandale Beach, Broward	192
Mcdavid, Escambia	189
Fern Park, Seminole	187
Saint James City, Lee	187
Longboat Key, Manatee	185
Eglin Air Force Base, Okaloosa	185
University Of Central Fl, Orange	185
Mcalpin, Suwannee	182
Azalea Park, Orange	179
The Villages, Marion	175
Sopchoppy, Wakulla	174
Holmes Beach, Manatee	173
Altoona, Lake	169
Juno Beach, Palm Beach	169
Alford, Jackson	169
Lakewood Ranch, Manatee	168
Howey-In-The-Hills, Lake	167
Holt, Okaloosa	167
Islamorada, Monroe	165
Babson Park, Polk	163
Astatula, Lake	161
Zellwood, Orange	160
Micanopy, Alachua	159
The Villages, Lake	158
Madeira Beach, Pinellas	156
Lauderdale By The Sea, Broward	154
Caryville, Washington	153
Poinciana, Polk	152
University Of Miami, Dade	151
Missing, Orange	147
Missing, Volusia	147
Summerland Key, Monroe	146
Atlantis, Palm Beach	145
Center Hill, Sumter	144
Bokeelia, Lee	142
Mangonia Park, Palm Beach	141
Lockhart, Orange	140
Pomona Park, Putnam	139
Clair-Mel City, Hillsborough	139
Bay Lake, Orange	138
Lake Helen, Volusia	136
Viera, Brevard	136
Hiawassee, Orange	136
Odessa, Pasco	135
Oak Hill, Volusia	134
Rocky Point, Hillsborough	133
Golden Beach, Dade	128
University Of Fl, Alachua	128
Ponce Inlet, Volusia	125
Grant-Valkaria, Brevard	124
Osteen, Volusia	123
Carrollwood, Hillsborough	122
Hypoluxo, Palm Beach	122
Hollister, Putnam	121

COVID-19: characteristics of 1,720,760 Florida resident cases

Data through Feb 3, 2021 verified as of Feb 4, 2021 at 09:25 AM

Data in this report are provisional and subject to change.

The table below includes the cities and counties of residence for cases in Florida residents based on the patient's ZIP Code. Note that city is not always received as part of the initial notification and may be missing while the case is being investigated.

City and county	Cases
Baldwin, Duval	121
Apopka, Seminole	121
Matlacha, Lee	116
Citrus Springs, Citrus	116
Cutler Bay, Dade	116
Clarksville, Calhoun	115
San Mateo, Putnam	112
Hampton, Bradford	112
Sumterville, Sumter	111
Cloud Lake, Palm Beach	110
Steinhatchee, Taylor	110
Lutz, Pasco	109
Big Pine Key, Monroe	109
Kendall, Dade	108
Lake Hamilton, Polk	107
Paisley, Lake	105
Placida, Charlotte	104
Inglis, Levy	104
Lady Lake, Sumter	103
Buena Ventura Lakes, Osceola	99
South Fort Myers, Lee	97
Panacea, Wakulla	97
Seville, Volusia	96
Callaway, Bay	96
Christmas, Orange	95
Belleair Beach, Pinellas	92
Temple Terrace, Hillsborough	92
Harmony, Osceola	92
Canal Point, Palm Beach	91
Lamont, Jefferson	91
Dinsmore, Duval	91
Hurlburt Field, Okaloosa	89
Tierra Verde, Pinellas	89
Waldo, Alachua	89
Brooker, Bradford	88
Florahome, Putnam	88
Bascom, Jackson	86
Astor, Lake	85
University Of Central Florida, Orange	85
Tyndall Air Force Base, Bay	82
Barefoot Bay, Brevard	81
Fruit Cove, St. Johns	80
Maitland, Seminole	79
Lighthouse Point, Broward	78
Pinetta, Madison	77
Lorida, Highlands	77
F M, Lee	77
University Of South Florida, Hillsborough	76
Crystal Beach, Pinellas	76
Cedar Key, Levy	76
Barry University, Dade	75
Palma Ceia, Hillsborough	73
Ocean Ridge, Palm Beach	72
Bradenton Beach, Manatee	72
Missing, Lee	72
Avon Park, Polk	72
Kathleen, Polk	70
Campbellton, Jackson	70
West Park, Broward	69

COVID-19: characteristics of 1,720,760 Florida resident cases

Data through Feb 3, 2021 verified as of Feb 4, 2021 at 09:25 AM

Data in this report are provisional and subject to change.

The table below includes the cities and counties of residence for cases in Florida residents based on the patient's ZIP Code. Note that city is not always received as part of the initial notification and may be missing while the case is being investigated.

City and county	Cases
Dania Beach, Broward	69
Eatonville, Orange	69
Patrick Air Force Base, Brevard	69
Missing, St. Johns	68
Welaka, Putnam	68
Ochopee, Collier	67
Sunny Isles Beach, Dade	67
Fort Denaud, Hendry	66
Saint Leo, Pasco	66
Saint Pete Beach, Pinellas	65
Air Mail Facility, Dade	64
Yalaha, Lake	63
Stock Island, Monroe	62
City Of Sunrise, Broward	62
Boca Grande, Lee	62
North Venice, Sarasota	60
Greensboro, Gadsden	60
Florida Gulf Coast Univ, Lee	59
Princeton, Dade	58
Bonita Beach, Lee	58
Georgetown, Putnam	57
Orlando, Seminole	56
Destin, Walton	54
Reunion, Osceola	53
Anna Maria, Manatee	52
Bellview, Escambia	52
Cudjoe Key, Monroe	52
Orlando, Dade	52
Missing, Marion	52
Treasure Island, Pinellas	49
Walnut Hill, Escambia	49
Lake Suzy, Desoto	49
Mexico Beach, Bay	49
Miami, Unknown	49
North Redington Beach, Pinellas	49
Heathrow, Seminole	48
Northdale, Hillsborough	48
Ona, Hardee	47
Micco, Brevard	47
Missing, Santa Rosa	47
Singer Island, Palm Beach	47
Felda, Hendry	47
Palm Beach Shores, Palm Beach	46
Aloma, Orange	46
Salt Springs, Marion	45
Orlando, Osceola	44
Okahumpka, Lake	44
Town N Country, Hillsborough	44
Missing, St. Lucie	43
Miami Springs, Dade	43
Cinco Bayou, Okaloosa	43
Highland City, Polk	42
Terra Ceia, Manatee	42
Sewalls Point, Martin	42
Miromar Lakes, Lee	41
University Of Tampa, Hillsborough	41
Saint Johns, Duval	40
Enterprise, Volusia	40
Orlando, Broward	39

COVID-19: characteristics of 1,720,760 Florida resident cases

Data through Feb 3, 2021 verified as of Feb 4, 2021 at 09:25 AM

Data in this report are provisional and subject to change.

The table below includes the cities and counties of residence for cases in Florida residents based on the patient's ZIP Code. Note that city is not always received as part of the initial notification and may be missing while the case is being investigated.

City and county	Cases
Village Of Wellington, Palm Beach	39
Manalapan, Palm Beach	39
Intercession City, Osceola	39
Duette, Manatee	39
Florence Villa, Polk	38
Eaton Park, Polk	38
Gulf Breeze, Escambia	38
Orlando, Volusia	37
Missing, Pasco	37
Ponte Vedra, Duval	37
Missing, Duval	37
Ebro, Washington	37
Waverly, Polk	36
Key Colony Beach, Monroe	36
Orlando, Polk	35
Kenansville, Osceola	34
Bayonet Point, Pasco	34
Green Acres, Palm Beach	34
Highland Beach, Palm Beach	34
Flemington, Marion	34
Florida A And M University, Leon	33
Florida International Univ, Dade	33
Naranja, Dade	33
Village Wellington, Palm Beach	33
Dowling Park, Suwannee	32
Pasadena, Pinellas	31
Palm Shores, Brevard	31
Missing, Palm Beach	31
Bagdad, Santa Rosa	31
Cortez, Manatee	30
Bay Pines, Pinellas	30
Hialeah Gardens, Dade	30
Lulu, Columbia	30
Lacoochee, Pasco	30
Eloise, Polk	29
Orlando, Hillsborough	29
Homeland, Polk	29
Bonita Springs, Collier	29
Tice, Lee	29
Miami Shores, Dade	28
Penney Farms, Clay	28
Jupiter, Martin	28
Hallandle Beach, Broward	28
Pensacola Beach, Santa Rosa	27
Caryville, Holmes	27
Univ Of FI Student Dorms, Alachua	27
Nocatee, Desoto	27
Stetson University, Volusia	27
Missing, Lake	26
Florida State, Leon	26
Kinard, Calhoun	26
North Bay Village, Dade	25
Chokoloskee, Collier	25
Missing, Pinellas	25
Horseshoe Beach, Dixie	25
South Miami Heights, Dade	25
Homosassa Springs, Citrus	25
Earleton, Alachua	25
South Palm Beach, Palm Beach	25

COVID-19: characteristics of 1,720,760 Florida resident cases

Data through Feb 3, 2021 verified as of Feb 4, 2021 at 09:25 AM

Data in this report are provisional and subject to change.

The table below includes the cities and counties of residence for cases in Florida residents based on the patient's ZIP Code. Note that city is not always received as part of the initial notification and may be missing while the case is being investigated.

City and county	Cases
Missing, Monroe	25
Mcintosh, Marion	25
Santa Fe, Alachua	24
Poinciana, Osceola	24
Lealman, Pinellas	24
Labelle, Glades	24
City Of Westlake, Palm Beach	24
Palmdale, Glades	24
Missing, Hillsborough	23
Siesta Key, Sarasota	23
Tangerine, Orange	23
Saint Marks, Wakulla	23
New Smyrna, Volusia	23
Missing, Escambia	23
Miami, Broward	23
Fort Lauderdale, Dade	23
Venus, Highlands	22
Tioga, Alachua	22
Mexico Beach, Gulf	22
Goulds, Dade	22
Balm, Hillsborough	22
Lakeshore, Polk	22
Indian Lake Estates, Polk	22
Pine Hills, Orange	22
La Crosse, Alachua	22
Ridge Manor, Pasco	22
Florida Dept Of Corrections, Union	22
Bayshore Gardens, Manatee	22
Long Key, Monroe	21
Sparr, Marion	21
Bonifay, Washington	21
Bostwick, Putnam	21
Wausau, Washington	21
Yankeetown, Levy	21
Hawthorne, Putnam	21
Kissimmee, Orange	21
Bradley, Polk	21
Bonaventure, Broward	21
Perdido Key, Escambia	21
Westchase, Hillsborough	21
Pine Castle, Orange	20
Little Torch Key, Monroe	20
Paxton, Walton	20
Davenport, Osceola	20
Sydney, Hillsborough	20
Crystal Springs, Pasco	19
Everglades City, Collier	19
Alturas, Polk	19
Branford, Lafayette	19
Sun City, Hillsborough	19
Sugarloaf Key, Monroe	18
Babcock Ranch, Lee	18
Orange Lake, Marion	18
Wabasso, Indian River	18
Loughman, Polk	18
Orlando, Palm Beach	18
Citrus Ridge, Indian River	18
Lowell, Marion	18
Hollywood, Dade	18

COVID-19: characteristics of 1,720,760 Florida resident cases

Data through Feb 3, 2021 verified as of Feb 4, 2021 at 09:25 AM

Data in this report are provisional and subject to change.

The table below includes the cities and counties of residence for cases in Florida residents based on the patient's ZIP Code. Note that city is not always received as part of the initial notification and may be missing while the case is being investigated.

City and county	Cases
Mango, Hillsborough	18
Graceville, Holmes	17
Candler, Marion	17
Parker, Bay	17
Pembroke Park, Broward	17
Laud-By-The-Sea, Broward	17
Archer, Levy	17
Plymouth, Orange	17
Nalcrest, Polk	17
Maxville, Duval	17
Indian River Shores, Indian River	17
Florida International University, Dade	17
Goodland, Collier	17
Orlando, Pinellas	16
Champions Gate, Polk	16
Jensen Beach, St. Lucie	16
West Panama City Beach, Bay	16
Golden Oak, Orange	16
Jacksonville, Unknown	16
Wekiva Springs, Seminole	15
Fort Ogden, Desoto	15
Lake City, Suwannee	15
Webster, Hernando	15
Gulf Stream, Palm Beach	15
Missing, Seminole	15
Shady Hills, Pasco	15
Tallevast, Manatee	14
Copeland, Collier	14
Gulf Hammock, Levy	14
Hernando Beach, Hernando	14
White Springs, Columbia	14
Nichols, Polk	14
Union Park, Orange	14
Missing, Manatee	14
Village Of Palmetto Bay, Dade	14
Mount Dora, Orange	14
Murdock, Charlotte	14
Forest City, Orange	14
Woodville, Leon	14
Westlake, Palm Beach	14
Redington Shores, Pinellas	14
Winter Garden, Lake	14
Wewahitchka, Calhoun	14
Hialeah, Unknown	13
Orlando, Brevard	13
Otter Creek, Levy	13
Orlando, Lake	13
Missing, Collier	13
Watersound, Walton	13
Suwannee, Dixie	13
Hutchinson Island, St. Lucie	13
High Springs, Gilchrist	13
Pensacola Beach, Escambia	12
Lakewood Ranch, Sarasota	12
Kingsley Lake, Bradford	12
Gonzalez, Escambia	12
Graham, Bradford	12
Braden River, Manatee	12
Laurel Hill, Walton	12

COVID-19: characteristics of 1,720,760 Florida resident cases

Data through Feb 3, 2021 verified as of Feb 4, 2021 at 09:25 AM

Data in this report are provisional and subject to change.

The table below includes the cities and counties of residence for cases in Florida residents based on the patient's ZIP Code. Note that city is not always received as part of the initial notification and may be missing while the case is being investigated.

City and county	Cases
Lake Buena Vista, Orange	12
Buckingham, Lee	12
Lake Monroe, Seminole	12
Brooksville, Pasco	12
Orlando, Unknown	12
Saint Lucie West, St. Lucie	12
Trenton, Levy	12
Saint George Island, Franklin	12
Fort Charlotte, Charlotte	12
Daytona Beach Shores, Volusia	12
Trilby, Pasco	12
Unknown, Dade	11
Missing, Brevard	11
Long Boat Key, Manatee	11
Ramrod Key, Monroe	11
Johns Pass Village, Pinellas	11
Missing, Indian River	11
Leisure City, Dade	11
Durant, Hillsborough	11
Orlando, Leon	11
Wahneta, Polk	11
Holder, Citrus	11
Mount Plymouth, Lake	11
Missing, Citrus	11
Rosemary Beach, Walton	11
Missing, Nassau	10
Naples, Lee	10
Steinhatchee, Dixie	10
Passport, Unknown	10
Seacrest, Walton	10
Greenville, Taylor	10
Hillsboro Beach, Broward	10
Orlando, Duval	10
Roseland, Indian River	10
Choctaw Beach, Okaloosa	10
Belleair Bluffs, Pinellas	10
Deerfield Beach, Palm Beach	10
Telogia, Liberty	10
Sea Ranch Lakes, Broward	9
Palma Sola, Manatee	9
Redington Beach, Pinellas	9
Cottdale, Washington	9
Alys Beach, Bay	9
Lake Como, Putnam	9
Missing, Polk	9
Missing, Broward	9
University Park, Manatee	9
Beverly Beach, Flagler	9
Perrine, Dade	9
West Delray Beach, Palm Beach	9
Dade City, Hernando	9
Briny Breezes, Palm Beach	9
Grant Valkaria, Brevard	9
Fanning Springs, Gilchrist	9
Rubonia, Manatee	9
Indian Creek Village, Dade	9
Lamont, Madison	9
Los Angeles, Dade	9
Lloyd, Jefferson	9

COVID-19: characteristics of 1,720,760 Florida resident cases

Data through Feb 3, 2021 verified as of Feb 4, 2021 at 09:25 AM

Data in this report are provisional and subject to change.

The table below includes the cities and counties of residence for cases in Florida residents based on the patient's ZIP Code. Note that city is not always received as part of the initial notification and may be missing while the case is being investigated.

City and county	Cases
Cypress, Jackson	9
Ozona, Pinellas	9
Florida State Univ Admin, Leon	8
Forest City, Seminole	8
Elfers, Pasco	8
Virginia Gardens, Dade	8
Salem, Taylor	8
Missing, Unknown	8
Citrus Hills, Citrus	8
Saint Augustine, Duval	8
Grandin, Putnam	8
Seybold, Dade	8
Ferndale, Lake	8
Eau Gallie, Brevard	8
Fort Walton Beach, Unknown	8
Cross Creek, Alachua	8
Captiva, Lee	8
Deer Island, Lake	8
Gibsonia, Polk	8
Jerome, Collier	8
Ponce De Leon, Walton	8
Goldenrod, Seminole	8
Wildlight, Nassau	7
Innovation, Pasco	7
East Lake, Marion	7
Fort Lauderdale, Unknown	7
Fairfield, Marion	7
Putnam Hall, Putnam	7
Palm City, St. Lucie	7
Orlando, Alachua	7
Niceville, Walton	7
Aripeka, Pasco	7
Pine Ridge, Citrus	7
Maitland, Volusia	7
Switzerland, St. Johns	7
Orange Park, Duval	7
Port Saint John, Brevard	7
Basinger, Okeechobee	7
Nobleton, Hernando	7
Orange Springs, Marion	7
Fernandina, Nassau	7
Evinston, Alachua	7
Bradenton, Sarasota	7
Keystone Heights, Bradford	7
Longboat Key, Sarasota	7
Babcock Ranch, Charlotte	7
Orlando, Pasco	7
Umatilla, Marion	7
University Of Central FI, Hillsborough	7
Duck Key, Monroe	6
Morriston, Marion	6
Miccosukee, Leon	6
Haines Creek, Lake	6
Pensacola, Unknown	6
Orchid, Indian River	6
Maitland, Osceola	6
Missing, Putnam	6
Mayport Naval Station, Duval	6
Lake Butler, Bradford	6

COVID-19: characteristics of 1,720,760 Florida resident cases

Data through Feb 3, 2021 verified as of Feb 4, 2021 at 09:25 AM

Data in this report are provisional and subject to change.

The table below includes the cities and counties of residence for cases in Florida residents based on the patient's ZIP Code. Note that city is not always received as part of the initial notification and may be missing while the case is being investigated.

City and county	Cases
Sunny Hills, Washington	6
Orlando, Flagler	6
Orlando, Marion	6
White City, Gulf	6
Punta Gorda, Lee	6
Quail Heights, Dade	6
River Ranch, Polk	6
Saint Augustine Beach, St. Johns	6
Indian Shores, Pinellas	6
Coco River, Collier	6
Grove City, Charlotte	6
Maitland, Hillsborough	6
Winderemere, Orange	6
Winter Park, Polk	6
Labelle, Lee	6
Missing, Walton	6
Missing, Sarasota	5
Missing, Taylor	5
Missing, Clay	5
Scottsmoor, Brevard	5
Westchester, Dade	5
Port Salerno, Martin	5
Hialeah, Broward	5
Ebro, Bay	5
Eglin, Okaloosa	5
Barberville, Volusia	5
Missing, Okaloosa	5
Miami, Palm Beach	5
Pass, Unknown	5
Stuart, St. Lucie	5
Valkaria, Brevard	5
Worthington Springs, Union	5
Holt, Santa Rosa	5
Inlet Beach, Bay	5
Missing, Leon	5
Milton, Escambia	5
Missing, Bay	5
Missing, Flagler	5
Fort Lauderdale, Lee	5
University Of Central FI, Martin	5
Inglis, Citrus	5
Cypress Gardens, Polk	5
Day, Lafayette	5
Ocoee, Lake	5
Okeechobee, Martin	5
N/A, Unknown	5
Orlando, Manatee	5
Ybor City, Hillsborough	5
Glenwood, Volusia	5
Boca Raton, Broward	5
Miramar, Dade	5
Miami Gardens, Unknown	5
Kissimmee, Unknown	5
Fort Lauderdale, Palm Beach	5
Bayou George, Bay	5
Pompano Beach, Unknown	5
Psl, Unknown	5
Orlando, Lee	4
San Carlos Park, Lee	4

COVID-19: characteristics of 1,720,760 Florida resident cases

Data through Feb 3, 2021 verified as of Feb 4, 2021 at 09:25 AM

Data in this report are provisional and subject to change.

The table below includes the cities and counties of residence for cases in Florida residents based on the patient's ZIP Code. Note that city is not always received as part of the initial notification and may be missing while the case is being investigated.

City and county	Cases
Boynton Beach, Broward	4
Branford, Gilchrist	4
Clewiston, Palm Beach	4
Conch Key, Monroe	4
Jacksonville Naval Air Station, Duval	4
Newberry, Gilchrist	4
Okeechobee, Osceola	4
Clarcona, Orange	4
Lamont, Taylor	4
Pompano Beach, Palm Beach	4
Oneco, Manatee	4
Wakulla Springs, Wakulla	4
Bowling Green, Polk	4
International Service Center, Dade	4
Hollywood, Unknown	4
Seacrest, Bay	4
Point Washington, Walton	4
Pompano Beach, Dade	4
Williston, Marion	4
El Jobean, Charlotte	4
East Rockland Key, Monroe	4
Bella Collina, Lake	4
Anastasia Island, St. Johns	4
Naples, Unknown	4
Missing, Alachua	4
Miami Beach, Unknown	4
Hinsdale, Manatee	4
Mayport, Duval	4
Shady Grove, Taylor	4
West Bradenton, Manatee	4
Port Charlotte, Unknown	4
Okeechobee, Glades	4
Loxahatchee Groves, Palm Beach	4
Live Oak, Madison	4
Bruce, Holmes	4
Highland Park, Polk	4
Melrose, Bradford	4
Margate, Unknown	4
Mid Florida, Seminole	4
Ocean Breeze, Martin	4
Pensacola, Santa Rosa	4
Glen Ridge, Palm Beach	4
Coconut Creek, Palm Beach	4
Brewton, Escambia	3
Apopka, Broward	3
Missing, Highlands	3
Lake Harbor, Palm Beach	3
Lanark Village, Franklin	3
Maitland, Polk	3
Orem, Palm Beach	3
Pp, Dade	3
Pp, Unknown	3
Woodside, Broward	3
Pass, Dade	3
Vero Beach, Brevard	3
Los Angeles, Broward	3
Lake Worth, Broward	3
Jacksonville, Dade	3
Lynbrook, Broward	3

COVID-19: characteristics of 1,720,760 Florida resident cases

Data through Feb 3, 2021 verified as of Feb 4, 2021 at 09:25 AM

Data in this report are provisional and subject to change.

The table below includes the cities and counties of residence for cases in Florida residents based on the patient's ZIP Code. Note that city is not always received as part of the initial notification and may be missing while the case is being investigated.

City and county	Cases
Miami, Orange	3
Miami Gardens, Broward	3
Immokalee, Lee	3
Lake City, Duval	3
Lakeland, Hillsborough	3
Fort Myers, Unknown	3
Hallandale Beach, Unknown	3
Blountstown, Liberty	3
Port Saint Lucie, Martin	3
Palm Coast, Volusia	3
Saint Petersburg, Hillsborough	3
Saint Augusaintine Beach, St. Johns	3
Village Of Golf, Palm Beach	3
Wildwood, Marion	3
Tampa Palms, Hillsborough	3
Tampa, Pinellas	3
Pineland, Lee	3
Winter Garden, Seminole	3
Ludlam, Dade	3
Laurel, Sarasota	3
Jacksonville, Clay	3
Greenville, Jefferson	3
Deland, Lake	3
Clermont, Orange	3
Jonesville, Alachua	3
Julington Creek, St. Johns	3
Jupiter Island, Martin	3
Mims, Volusia	3
Miramar, Unknown	3
Marco Island, Lee	3
Ocean Reef Club, Monroe	3
Alford, Washington	3
Altamonte Springs, Orange	3
Alys Beach, Walton	3
Pembroke Pines, Unknown	3
Sandestin, Walton	3
Vero Beach, St. Lucie	3
Indian Rock Beach, Pinellas	3
Green Cove Springs, Duval	3
Fpo, Duval	3
Missing, Martin	3
Apopka, Lake	3
Cape San Blas, Gulf	3
Crestview, Walton	3
Fernandina Beach, Duval	3
Vernon, Bay	3
Mayport Naval Housing, Duval	3
Monticello, Madison	3
Samoset, Manatee	3
San Fernando, Unknown	3
Land O Lakes, Hillsborough	3
Lady Lake, Marion	3
Bay Harbor Islands, Unknown	3
Ft Pierce, St. Lucie	3
Westville, Walton	3
Milligan, Okaloosa	3
Sugarloaf, Monroe	3
North Fort Myers, Charlotte	3
Missing, Sumter	3

COVID-19: characteristics of 1,720,760 Florida resident cases

Data through Feb 3, 2021 verified as of Feb 4, 2021 at 09:25 AM

Data in this report are provisional and subject to change.

The table below includes the cities and counties of residence for cases in Florida residents based on the patient's ZIP Code. Note that city is not always received as part of the initial notification and may be missing while the case is being investigated.

City and county	Cases
Jacksonville, Alachua	3
Coraopolis, Citrus	3
Cape Haze, Charlotte	3
Chicago, Lee	3
Bristol, Calhoun	3
Stuart, Palm Beach	3
Sorrento, Orange	3
Tampa, Hernando	2
Summerfield, Unknown	2
Sharpes, Brevard	2
Sebring, Desoto	2
Panama City, Unknown	2
Pembroke Pines, Dade	2
Ormond Beach, Flagler	2
Saint Lucie Village, St. Lucie	2
Wauchula, Desoto	2
Vero Beach, Unknown	2
Yeehaw, Okeechobee	2
Aventura, Broward	2
000000, Unknown	2
Champions Gate, Osceola	2
Melrose, Clay	2
Mesa, Unknown	2
Longview, Dade	2
Missing, Osceola	2
Noma, Holmes	2
Jacksonville Naval Hospital, Duval	2
Hosford, Calhoun	2
Jacksonville, Nassau	2
Sutton, Pasco	2
Red Bay, Holmes	2
Port Saint Lucie, Palm Beach	2
Orlo Vista, Orange	2
Saint Marys, Nassau	2
Wacissa, Jefferson	2
Tampa, Unknown	2
Windermere, Lake	2
Fisher Island, Unknown	2
Fort Lauderdale, Alachua	2
Deerfield Beach, Unknown	2
Doral, Unknown	2
Brooklyn, Broward	2
Cross City, Taylor	2
Carl Fisher, Dade	2
Lakeland, Unknown	2
Micanopy, Marion	2
Homeless, Hillsborough	2
Jupiter, Dade	2
Sarasota, Unknown	2
Port Canaveral, Brevard	2
Plantation Key, Monroe	2
Orlando, St. Lucie	2
Oakland Park, Unknown	2
Orlando, Collier	2
Weirsdale, Lake	2
Seguin, Unknown	2
Sunrise, Unknown	2
Tampa, Broward	2
Tarpon Springs, Hillsborough	2

COVID-19: characteristics of 1,720,760 Florida resident cases

Data through Feb 3, 2021 verified as of Feb 4, 2021 at 09:25 AM

Data in this report are provisional and subject to change.

The table below includes the cities and counties of residence for cases in Florida residents based on the patient's ZIP Code. Note that city is not always received as part of the initial notification and may be missing while the case is being investigated.

City and county	Cases
Cross Key, Monroe	2
Cibolo, Orange	2
Claysville, Hernando	2
Defuniak Springs, Okaloosa	2
Defuniak Springs, Unknown	2
Dade City, Unknown	2
Crescent Beach, Sarasota	2
Callahan, Duval	2
Marysville, Dade	2
Island Grove, Alachua	2
Venice, Dade	2
University Of Central Fl, Seminole	2
Union, Manatee	2
Sand Lake, Orange	2
Orlando, Escambia	2
Okeechobee, Highlands	2
Port Charlotte, Lee	2
Port St. Lucie, St. Lucie	2
West Palm Beach, Unknown	2
Windermere, Hillsborough	2
Winter Park, Volusia	2
Winter Springs, Orange	2
Bonnie, Dade	2
Eatonville, Polk	2
Fort Pierce, Brevard	2
Delray Beach, Broward	2
Graceville, Unknown	2
High Springs, Columbia	2
New Port Richey, Hillsborough	2
Long Beach, Orange	2
Miami, Martin	2
Labelle, Collier	2
Longwood, Unknown	2
Lauderhill, Unknown	2
Jena, Taylor	2
Clermont, Polk	2
Doctors Inlet, Clay	2
Bonifay, Jackson	2
Bonnie, Sarasota	2
Bronx, Seminole	2
Fort Myers, Collier	2
Fort Pierce, Martin	2
Lake Helen, Orange	2
Lecanto, Marion	2
Maitland, Leon	2
Miami Shores, Broward	2
Missing, Hernando	2
Winter Park, Leon	2
Weston, Dade	2
West Palm Beach, Dade	2
Palm Springs North, Dade	2
Orlando, Santa Rosa	2
Orlando, Charlotte	2
Oklawaha, Marion	2
Olustee, Baker	2
Tarpon Springs, Pasco	2
Zellwood, Lake	2
West Villages, Sarasota	2
Upper Key Largo, Monroe	2

COVID-19: characteristics of 1,720,760 Florida resident cases

Data through Feb 3, 2021 verified as of Feb 4, 2021 at 09:25 AM

Data in this report are provisional and subject to change.

The table below includes the cities and counties of residence for cases in Florida residents based on the patient's ZIP Code. Note that city is not always received as part of the initial notification and may be missing while the case is being investigated.

City and county	Cases
University Of Central Florida, Brevard	2
Seven Springs, Pasco	2
None, Dade	2
Mount Pleasant, Gadsden	2
Navarre, Okaloosa	2
Blountstown, Jackson	2
Alligator Point, Franklin	2
Bradington, Manatee	2
Coconut Creek, Unknown	2
Hallandale Beach, Dade	2
Crawfordville, Leon	2
Eatonville, Lake	2
Lawtey, Union	2
Lake Geneva, Clay	2
Lutz, Pinellas	2
Los Angeles, Okaloosa	2
Madison, Unknown	2
Maitland, Pasco	2
Chipley, Jackson	2
Amelia City, Nassau	2
Apopka, Unknown	2
Alligator Point, Wakulla	2
Florida Power & Light Co, Dade	2
University Of Central Florida, Broward	2
Ocala, Unknown	2
Miamt, Dade	2
Orlando, Okaloosa	2
Wimauma, Manatee	2
Provo, Broward	2
University Of Central Florida, Palm Beach	2
University Of Central Florida, Pinellas	2
Sumatra, Liberty	2
Portland, Unknown	2
Maitland, Lake	2
Hialeah Lakes, Dade	2
Moore Haven, Hendry	2
Naples, Broward	2
Cassadaga, Volusia	2
Fort Walton Beach, Walton	2
Dunnellon, Levy	2
Export, Palm Beach	1
Fdsf, Unknown	1
Downers Grove, St. Lucie	1
Duke Field Air Force Station, Okaloosa	1
Fort Myers, Lake	1
Felda, Palm Beach	1
Flagler Beach, Volusia	1
Flora, Lee	1
Fruitland Park, Sumter	1
Fwb, Unknown	1
Gainesville, Marion	1
Gastonia, Polk	1
Geneva, Orange	1
Fresno, Pasco	1
Green, Clay	1
Greensburg, Orange	1
Greenville, Monroe	1
Gulf Shores, Escambia	1
Brooksville, Columbia	1

COVID-19: characteristics of 1,720,760 Florida resident cases

Data through Feb 3, 2021 verified as of Feb 4, 2021 at 09:25 AM

Data in this report are provisional and subject to change.

The table below includes the cities and counties of residence for cases in Florida residents based on the patient's ZIP Code. Note that city is not always received as part of the initial notification and may be missing while the case is being investigated.

City and county	Cases
Bryn Mawr, Collier	1
Apalachicola, Leon	1
Arcadia, Charlotte	1
Aspen, Palm Beach	1
Atlanta, Broward	1
Aurburndale, Polk	1
Aventura, Unknown	1
Azalea Park, Sarasota	1
Bartow, Unknown	1
Boca Rotan, Unknown	1
Columbia, Orange	1
Coral Gables, Unknown	1
Coral Springs, Unknown	1
Cornelius, Leon	1
Crestview, Dade	1
Dade City, Polk	1
Dania, Unknown	1
Darien, Pasco	1
Clearwater, Highlands	1
Clermont, Unknown	1
Naugatuck, Lee	1
New Vernon, Sarasota	1
New York, Broward	1
Northville, Broward	1
Ocala, Indian River	1
Ocoee, Broward	1
North Little Rock, Palm Beach	1
Ocoee, Polk	1
Opa Locka, Unknown	1
Orem, Nassau	1
Olando, Orange	1
Myakka, Duval	1
Middleburg, Unknown	1
Minneapolis, Broward	1
Missing, Columbia	1
Hialeah, Orange	1
Hilliard, Dade	1
Hollywood, Leon	1
Holt, Unknown	1
Homestead, Monroe	1
Humble, Broward	1
Havanna, Gadsden	1
Jan Phyl Village, Polk	1
Lake City, Volusia	1
Knoxville, Duval	1
Los Angeles, Polk	1
Lakeland, Pasco	1
Lakewood, Unknown	1
Maitland, Unknown	1
Melbourne, Orange	1
Metter, Volusia	1
Miami Beach, Palm Beach	1
Miami Granders, Dade	1
Pound Ridge, Leon	1
Port Charlotte Fl, Unknown	1
Ponce, Orange	1
Saint Petersburg, Dade	1
San Juan, Osceola	1
San Pedro Sula, Dade	1

COVID-19: characteristics of 1,720,760 Florida resident cases

Data through Feb 3, 2021 verified as of Feb 4, 2021 at 09:25 AM

Data in this report are provisional and subject to change.

The table below includes the cities and counties of residence for cases in Florida residents based on the patient's ZIP Code. Note that city is not always received as part of the initial notification and may be missing while the case is being investigated.

City and county	Cases
Sandy, Duval	1
Richmond Heights, Dade	1
Riverview, Pinellas	1
Rochester, Lee	1
Rosemary Beach, Bay	1
Saint Cloud, Orange	1
Plant City, Hendry	1
Plant City, Pinellas	1
Plantation, Unknown	1
Orlando, Highlands	1
Sumter Ville, Unknown	1
Tallahassee, Escambia	1
Telluride, Lee	1
Tinley Park, Lee	1
University Of Central Fl, Dade	1
Wayne, Dade	1
Wekiwa Springs, Seminole	1
West Simsbury, Collier	1
South Otselic, Dade	1
Southampton, Palm Beach	1
Stockbridge, Leon	1
Springhill, Unknown	1
Tampa, Dade	1
Tampa, Jackson	1
Tampa, Lee	1
Windermere, Polk	1
Winter Park, Lake	1
Russellville, Hillsborough	1
Saint Augustine, Okaloosa	1
Republic, Monroe	1
Ridge Manor Estates, Sumter	1
Ridgewood, Broward	1
Riverview, Manatee	1
Roseland, Palm Beach	1
Porter Ranch, Dade	1
Raiford, Bradford	1
Ponte Vedra Beach, Orange	1
Port Orange , Volusia	1
Port Saint Lucie, Indian River	1
Tampa, Escambia	1
Tampa, Manatee	1
Tangerine, Lake	1
Sebastian, Lake	1
Steinhatchee, Alachua	1
Saint Teresa, Wakulla	1
San Diego, Unknown	1
Sanford, Palm Beach	1
Middleburg, Duval	1
Midland, Osceola	1
Missing, Wakulla	1
N/A, Duval	1
Naples, Alachua	1
Ocean City, Broward	1
Palm City, Unknown	1
Plant City, Unknown	1
Pompano Beach, Alachua	1
Old Town, Gilchrist	1
Oviedo, Leon	1
Opa Locka, Polk	1

COVID-19: characteristics of 1,720,760 Florida resident cases

Data through Feb 3, 2021 verified as of Feb 4, 2021 at 09:25 AM

Data in this report are provisional and subject to change.

The table below includes the cities and counties of residence for cases in Florida residents based on the patient's ZIP Code. Note that city is not always received as part of the initial notification and may be missing while the case is being investigated.

City and county	Cases
Orem, Sarasota	1
Orem, Unknown	1
University Of Central Florida, Hillsborough	1
University Of Central Fl, Pasco	1
Union City, Bradford	1
Village Of Palm Springs, Palm Beach	1
Webster, Pasco	1
Westerville, Hillsborough	1
Woodland Hills, Brevard	1
Yulee, Duval	1
Winston Salem, Unknown	1
Winter Garden, Hillsborough	1
Wilton Manors, Dade	1
Wilbur By The Sea, Volusia	1
Willowbrook, Lee	1
Fl State Lot, Leon	1
Fortlauderdale, Unknown	1
Fortwalton Beach, Okaloosa	1
Ft Pierce, Unknown	1
Garland, Orange	1
El Paso, Unknown	1
Everett, Dade	1
Eatonville, Seminole	1
Colorado Springs, Unknown	1
Conifer, Lee	1
Destin, Unknown	1
Diamond, Highlands	1
Daniel Island, Bay	1
Altamonte, Orange	1
Alva, Collier	1
333, Unknown	1
Allentown, Putnam	1
Apple Creek, Citrus	1
Amelia Village, Nassau	1
Barefoot Beach, Lee	1
Azalea Park, Osceola	1
Avon, Manatee	1
Aventura, Osceola	1
Chipley, Holmes	1
Chattanooga, Dade	1
Bryn Mawr, Palm Beach	1
Camden Wyoming, Duval	1
Bear Grass, Palm Beach	1
Mary Esther, Escambia	1
Miami, Charlotte	1
Miamii, Dade	1
Miami Garden, Unknown	1
Lake Mary, Lake	1
Knoxville, Escambia	1
Longwood, Orange	1
Lauderdale Hill, Unknown	1
Lehigh Cares, Lee	1
Live Oak, Columbia	1
Loganville, Orange	1
Jeffersonville, Broward	1
Homeless, Dade	1
Homer, Escambia	1
Hilliard, Unknown	1
Hickory, Lee	1

COVID-19: characteristics of 1,720,760 Florida resident cases

Data through Feb 3, 2021 verified as of Feb 4, 2021 at 09:25 AM

Data in this report are provisional and subject to change.

The table below includes the cities and counties of residence for cases in Florida residents based on the patient's ZIP Code. Note that city is not always received as part of the initial notification and may be missing while the case is being investigated.

City and county	Cases
Hallandale Ben, Unknown	1
Havana, Leon	1
Fort Denaud, Glades	1
Louisville, Manatee	1
Los Angeles Ca, Unknown	1
Macdill Air Force Base, Hillsborough	1
Margate, Dade	1
Marshall, Dade	1
Mary Esther, Unknown	1
Miami Lakes, Unknown	1
Miami, Hillsborough	1
Miami, Manatee	1
Miami Beach, Broward	1
Middlesburg, Duval	1
Lake City, Hamilton	1
La Grange, Dade	1
Lehigh Acres, Dade	1
Lewisburg, Pasco	1
Largo, Unknown	1
Littleton, Dade	1
Homosassa, Hernando	1
Homeless, Polk	1
Jerusalem, St. Johns	1
Davenport, Orange	1
Daytona Beach, Unknown	1
Deland, St. Lucie	1
Deltona, Orange	1
Foley, Escambia	1
Harrison, Pinellas	1
Granada Hills, Broward	1
Guilford, Dade	1
Hailandale, Unknown	1
Fort Myers-, Lee	1
Fort Pierce, Unknown	1
Gainesville, Duval	1
Conway, Leon	1
Cypress, Leon	1
Clermont, Volusia	1
Clewiston, Glades	1
Bronx, Palm Beach	1
Cartersville, Unknown	1
Altoona, Marion	1
Anaheim, Unknown	1
Argyle, Walton	1
Athens, Duval	1
Bogota, Orange	1
Bradenton, Dade	1
Bradenton, Osceola	1
New Orleans, Palm Beach	1
Newark, Broward	1
Newburgh, Bay	1
Navarre, Dade	1
North Pole, Seminole	1
North Port, Lee	1
Old Town, Alachua	1
Ona, Manatee	1
Oooooo, Unknown	1
Ocoee, Osceola	1
Okeechobee, Broward	1

COVID-19: characteristics of 1,720,760 Florida resident cases

Data through Feb 3, 2021 verified as of Feb 4, 2021 at 09:25 AM

Data in this report are provisional and subject to change.

The table below includes the cities and counties of residence for cases in Florida residents based on the patient's ZIP Code. Note that city is not always received as part of the initial notification and may be missing while the case is being investigated.

City and county	Cases
Orem, Broward	1
Orlando, Columbia	1
Orlando, Indian River	1
Orlando, Sarasota	1
Ormond Beach, Unknown	1
Oviedo, Brevard	1
Pacifica, Dade	1
Rye, Duval	1
Rex, Duval	1
Saint Petersburg, St. Lucie	1
Saint Cloud, Unknown	1
Saint Johns, Unknown	1
Sarasota, Flagler	1
Saxis, Lee	1
Sebring, Lee	1
Parker, Dade	1
Parker, Leon	1
Peoria, Unknown	1
Palm Coast, Alachua	1
Palm Coast, Polk	1
Port Everglades, Broward	1
Plantation, Orange	1
Pompano Beach, Martin	1
Shelton, Manatee	1
Spring Hill , Hernando	1
Spring Hill, Dade	1
Starke, Clay	1
Stone Mountain, Palm Beach	1
Sun City Center, Hardee	1
Tiffin, Highlands	1
Tallahassee, Duval	1
Tallahassee, Unknown	1
Tampa, Palm Beach	1
Tavares, Marion	1
Tulsa, Orange	1
Westbrook, Dade	1
Wichita, Volusia	1
West Palm Beach, Broward	1
Washington, Unknown	1
Venice, Unknown	1
Vernon, Unknown	1
Zolfo Springs, Polk	1
Winter Park, St. Johns	1
Winter Garden, Pinellas	1
Winder Garden, Orange	1
Windermere, Leon	1
Windermere, Osceola	1
Windermere, Seminole	1
Winter Garden, Broward	1
Winter Park, Broward	1
Winter Park, Indian River	1
Winter Park, Lee	1
Tangerine, Seminole	1
Virginia Beach, Hernando	1
Waco, Broward	1
Washington, Broward	1
Tewksbury, Orange	1
Toms River, Dade	1
Shannon, Collier	1

COVID-19: characteristics of 1,720,760 Florida resident cases

Data through Feb 3, 2021 verified as of Feb 4, 2021 at 09:25 AM

Data in this report are provisional and subject to change.

The table below includes the cities and counties of residence for cases in Florida residents based on the patient's ZIP Code. Note that city is not always received as part of the initial notification and may be missing while the case is being investigated.

City and county	Cases
Soldotna, Broward	1
Steinhatchee, Madison	1
South Burlington, Orange	1
Rio Dell, Volusia	1
Saint Cloud, Lee	1
Saint Johns, Orange	1
San Antonio, Sarasota	1
San Antonio, Unknown	1
Sanford, Volusia	1
Opalocka, Dade	1
North Canton, Palm Beach	1
New Richmond, Volusia	1
Oakland, Leon	1
Ocala, Alachua	1
Okeechobee, St. Lucie	1
Panama City, Walton	1
Palm Coast, Duval	1
Orlando, Union	1
Ovido, Seminole	1
Oxford, Palm Beach	1
Perry, Leon	1
Port Orange, Unknown	1
Port Saint Lucie, Orange	1
Provincetown, Collier	1
Wheaton, Lee	1
Wesley Chapel, Alachua	1
Umatilla, Alachua	1
University Of Central Florida, Monroe	1
Winter Park, Osceola	1
Wood River, Polk	1
Worcester, Palm Beach	1
Wilmington, Broward	1
Winter Park, Alachua	1
Miami, Collier	1
Miami, St. Lucie	1
Melrose, Alachua	1
Miamf, Dade	1
Miami G, Dade	1
Marianna, Calhoun	1
Marshall, Palm Beach	1
Magnolia Square, Osceola	1
Maitland, Alachua	1
Los Angeles, Palm Beach	1
Lemoyne, Manatee	1
Lawrence Township, Palm Beach	1
Lander, Citrus	1
Las Vegas, Orange	1
Lake Placid, Alachua	1
Lake Worth Beach, Broward	1
Jamaica, Broward	1
Jersey City, Polk	1
Jupiter, Unknown	1
Kingsland, Duval	1
Kissimmee, Brevard	1
Gainesville, Baker	1
Gilmer, Dade	1
Jacksonville, Manatee	1
Haverford, Hillsborough	1
Herrin, Orange	1

COVID-19: characteristics of 1,720,760 Florida resident cases

Data through Feb 3, 2021 verified as of Feb 4, 2021 at 09:25 AM

Data in this report are provisional and subject to change.

The table below includes the cities and counties of residence for cases in Florida residents based on the patient's ZIP Code. Note that city is not always received as part of the initial notification and may be missing while the case is being investigated.

City and county	Cases
Bryant, Alachua	1
Buffalo, Palm Beach	1
Carol Stream, Orange	1
Castleberry, Escambia	1
Charlotte, Pasco	1
Apopka, Flagler	1
99, Unknown	1
Alanson, Bay	1
Aollywoss, Dade	1
Boca Raton, Unknown	1
Bohealia, Lee	1
Blowing Rock, Polk	1
Belleair, Hillsborough	1
Dorchester, Orange	1
Estero, Collier	1
Fanning Springs, Levy	1
Columbus, Brevard	1
Cookeville, Seminole	1
Clear Brook, Lee	1
Deland, Polk	1
Dallas, Lee	1
De Leon Springs, Putnam	1
Crestview, Holmes	1
Cumberland, Palm Beach	1
Dade City, Hillsborough	1
Lake Worth, Unknown	1
Littleton, St. Johns	1
Los Angeles, Orange	1
Maitland, Palm Beach	1
Marathon Shores, Monroe	1
Indianapolis, Lee	1
Lake Como, Nassau	1
Lake In The Hills, Broward	1
Jupiter, Pinellas	1
Kansas City, Palm Beach	1
Milford, Bay	1
Milford, Unknown	1
Mattoon, Lee	1
Marianna, Leon	1
Marianna, Washington	1
Mary Esther, Hillsborough	1
Newaygo, Charlotte	1
North Port, Charlotte	1
New Canaan, Dade	1
Na, Dade	1
Naples, Leon	1
Gwynn Oak, Polk	1
Fort Worth, Broward	1
Franklin, Orange	1
Frostproof, Highlands	1
Gainesville, Palm Beach	1
Gainesville, Santa Rosa	1
Crescent City, Marion	1
Crestview, Unknown	1
Destin, Bay	1
Eureka, Flagler	1
Evansville, Citrus	1
Bonnie, St. Johns	1
Belleair Bluffs, Unknown	1

COVID-19: characteristics of 1,720,760 Florida resident cases

Data through Feb 3, 2021 verified as of Feb 4, 2021 at 09:25 AM

Data in this report are provisional and subject to change.

The table below includes the cities and counties of residence for cases in Florida residents based on the patient's ZIP Code. Note that city is not always received as part of the initial notification and may be missing while the case is being investigated.

City and county	Cases
Big Torch Key, Monroe	1
Black, Holmes	1
Boca Raton, Lee	1
Bonifay, Unknown	1
Apo, Collier	1
Apopka, Citrus	1
Apopka, Hillsborough	1
Arabi, Orange	1
Austin, Dade	1
Clearwater, Hillsborough	1
Coal City, Pasco	1
Commerce Township, Manatee	1
Crawfordville, Alachua	1
Celebration, Orange	1
Chicago, Broward	1
Choctaw Beach, Unknown	1
Brownsville, Escambia	1
Bryant, Palm Beach	1
Boys Ranch, Suwannee	1
Addison, Pasco	1
Winter Springs, Polk	1
Youngstown, Washington	1
Winnetka, Dade	1
Winter Garden, Osceola	1
Winter Haven, Osceola	1
Winter Park, Duval	1
Winter Park, Palm Beach	1
Weston, Unknown	1
Wildwood, Lee	1
West Hollywood, Broward	1
Waverly, Duval	1
Roswell, Bay	1
Ruskin, Dade	1
Ruskin, Manatee	1
Port Saint Lucie, Marion	1
Port St Luice, Unknown	1
Pompano Beach, Osceola	1
Plymouth, Pasco	1
Okeechobee, Unknown	1
Oviedo, Orange	1
Pace, Escambia	1
Painted Post, Pasco	1
Palatka, Marion	1
Pensacola Naval Hospital, Escambia	1
Pass-A-Grille, Pinellas	1
Scottsdale, Brevard	1
Saint Petersburg, Duval	1
Saint Petersburg, Manatee	1
St Peterburg, Orange	1
Stiamk, Dade	1
Sun City Center, Lee	1
Surfside Beach, Orange	1
Tavares, Unknown	1
Temple, Palm Beach	1
Wabasha, Clay	1
Unknown, Duval	1
Upland, Manatee	1
Jacksonville, Baker	1
Jacksonville, Marion	1

COVID-19: characteristics of 1,720,760 Florida resident cases

Data through Feb 3, 2021 verified as of Feb 4, 2021 at 09:25 AM

Data in this report are provisional and subject to change.

The table below includes the cities and counties of residence for cases in Florida residents based on the patient's ZIP Code. Note that city is not always received as part of the initial notification and may be missing while the case is being investigated.

City and county	Cases
Irmo, Unknown	1
Immokalee, Walton	1
Gainesville, Levy	1
Glen Cove, Unknown	1
Glen Saint Mary, Duval	1
Golden Oak, Hillsborough	1
Greensboro, Leon	1
Merrick, Palm Beach	1
Metter, Manatee	1
Miamiardens, Unknown	1
Miamksaohes, Dade	1
Miami Dade, Unknown	1
Lake Clarke Shores, Palm Beach	1
Lake Forest, Collier	1
Macclenny, Dixie	1
Madison, Jefferson	1
Maitland, Collier	1
Key West, Palm Beach	1
Kilgore, Dade	1
Jupiter Inlet, Palm Beach	1
Jzx, Unknown	1
Land O Lakes, Unknown	1
Landolakes, Unknown	1
Lawton, Okaloosa	1
Lima, Manatee	1
Lima, Volusia	1
Canton, Duval	1
Charlotte, Alachua	1
Cantonment, Santa Rosa	1
Cape Coral, Unknown	1
Bryceville, Duval	1
Bradenton, Lee	1
Boca Raton, Dade	1
Boca Raton, Madison	1
Bogota, Unknown	1
Atlanta, Walton	1
Attalla, Broward	1
Auburn, Palm Beach	1
Autaugaville, Broward	1
Apopka, Volusia	1
Alachua, Suwannee	1
Alafaya, Broward	1
Alafaya, Pinellas	1
Crestview, Broward	1
Dalecity, Okaloosa	1
Daytona Beach, Orange	1
Deerfield Beach, Polk	1
Clearwater, Leon	1
Crystal River, Marion	1
Crystal River, Unknown	1
Fellsmere, Brevard	1
Fleming Island, Duval	1
Florida City, Unknown	1
Fort Lauderdale, Collier	1
El Dorado, Palm Beach	1
East Setauket, Palm Beach	1
Syracuse, Unknown	1
Twentynine Palms, Broward	1
Surprise, Unknown	1

COVID-19: characteristics of 1,720,760 Florida resident cases

Data through Feb 3, 2021 verified as of Feb 4, 2021 at 09:25 AM

Data in this report are provisional and subject to change.

The table below includes the cities and counties of residence for cases in Florida residents based on the patient's ZIP Code. Note that city is not always received as part of the initial notification and may be missing while the case is being investigated.

City and county	Cases
St Cloud, Orange	1
West Miami, Unknown	1
Whippany, Volusia	1
Vernon, Walton	1
Venezuela, Unknown	1
Waukesha, Volusia	1
Xifamk, Dade	1
Windermere, Alachua	1
Winfield, Hillsborough	1
Winter Garden, Unknown	1
Winter Park, Brevard	1
Winter Park, Unknown	1
Orlando, Gadsden	1
Orlando, Hernando	1
Orlando, St. Johns	1
Orem, Dade	1
Orlando, Citrus	1
Ocala, Duval	1
Okeechobi, Unknown	1
Monument, Broward	1
Mokena, Lee	1
Morrisville, Palm Beach	1
North Brunswick, St. Lucie	1
North Grafton, Dade	1
North Lauderdale, Unknown	1
North Porte, Unknown	1
Notrealville, Polk	1
Orlando, Walton	1
Oviedo, Lake	1
Pensacola, Dade	1
Panomo City, Bay	1
Parrish, Sarasota	1
Plantation, Leon	1
Pooler, Broward	1
Port St. Lucie, Unknown	1
Punta Gorda, Sarasota	1
Putnam, Putnam	1
Rye, Palm Beach	1
Ridgewood, Lee	1
Roayl Palm Beach, Palm Beach	1
Roseville, Broward	1
Saint Petersburg, Bay	1
San Marcos, Unknown	1
Jupiter, St. Lucie	1
Kenilworth, Leon	1
Indian Rocks Beach, Duval	1
Indiantown, Palm Beach	1
Inglewood, Sarasota	1
Key West, Duval	1
Keys West, Unknown	1
Kingsland, Nassau	1
Knoxville, Bay	1
Homeless, Monroe	1
Homeless, Pinellas	1
Hoclywsod, Dade	1
Holiday, Pinellas	1
Inwood, Broward	1
Irvine, Marion	1
Istachatta, Hernando	1

COVID-19: characteristics of 1,720,760 Florida resident cases

Data through Feb 3, 2021 verified as of Feb 4, 2021 at 09:25 AM

Data in this report are provisional and subject to change.

The table below includes the cities and counties of residence for cases in Florida residents based on the patient's ZIP Code. Note that city is not always received as part of the initial notification and may be missing while the case is being investigated.

City and county	Cases
Jacksonville , Duval	1
Jacksonville, Orange	1
Jefferson, Dade	1
Jonesboro, Leon	1
Milford, Lee	1
Mckinney, Broward	1
Miamc, Dade	1
Missing, Okeechobee	1
Monroe Township, Palm Beach	1
Moore Haven, Okeechobee	1
Morrisville, Unknown	1
Lake Butler, Alachua	1
Las Vegas, Palm Beach	1
Longwood, Volusia	1
Ldhl, Broward	1
Lehigh Acres, Collier	1
Little Neck, Lee	1
Carmel, Orange	1
Cedar Springs, Hernando	1
Chicago, Unknown	1
Coconut Ck, Unknown	1
Dallas, Hernando	1
Dayton, Lake	1
Daytona Beach, Pinellas	1
Dearborn, Broward	1
Deer Park, Dade	1
Brooklyn, Dade	1
Brooklyn, Lee	1
Caracas, Dade	1
Boston, Broward	1
Bel Air, Collier	1
O, Manatee	1
Alachua, Duval	1
Alpharetta, Broward	1
Apopka, Clay	1
Asheville, Highlands	1
Astoria, Broward	1
Bartow, Hardee	1
Downingtown, Hillsborough	1
Dpo, Santa Rosa	1
Dunedin, Unknown	1
Deerfield, Dade	1
Deland, Seminole	1
Deltona, Seminole	1
Fort Lauderdale, Leon	1
Fort Myers, Sarasota	1
Fort Pierce, Palm Beach	1
Fort White, Clay	1
East Palatka, Hillsborough	1
Eastpoint, Leon	1
Gotcha, Orange	1
Greensburg, Palm Beach	1
Garden City, Alachua	1
Gaylord, Orange	1
Hallandale, Unknown	1
Haines City, Osceola	1
Hernando, Marion	1
Hialeah, Collier	1
Helen, Bay	1

COVID-19: characteristics of 1,720,760 Florida resident cases

Data through Feb 3, 2021 verified as of Feb 4, 2021 at 09:25 AM

Data in this report are provisional and subject to change.

The table below includes the cities and counties of residence for cases in Florida residents based on the patient's ZIP Code. Note that city is not always received as part of the initial notification and may be missing while the case is being investigated.

City and county	Cases
Winter Garden, Duval	1
Woodbine, Nassau	1
Yulee, St. Johns	1
Zephyrhills, Hillsborough	1
Tavares, Orange	1
Tequesta, Martin	1
Topsham, Manatee	1
Town Of Nocatee, St. Johns	1
Unkn, Duval	1
Sunbright, Palm Beach	1
Venetian Islands, Dade	1
Waipahu, Santa Rosa	1
Ward, Polk	1
Wellborn, Columbia	1
West ApIm Beach, Palm Beach	1
West Yarmouth, St. Lucie	1
Other, Dade	1
Palm Beach Gardens, Unknown	1
Piasa, Putnam	1
Palmetto Bay, Palm Beach	1
Palmetto, Pasco	1
Pass-A-Grille Beach, Pinellas	1
Pembroke Lakes, Broward	1
Myakka City, Sarasota	1
New Middletown, Hillsborough	1
New Port Richey, Pinellas	1
Newberry, Marion	1
Oldsmar, Hillsborough	1
North Palm Beach, Orange	1
Northport, Sarasota	1
Oakland, Lee	1
Prattville, Hillsborough	1
Prestonsburg, Bay	1
Quincy, Jackson	1
Rapid City, Broward	1
Russellville, Bay	1
Saint Cloud, Palm Beach	1
Saint Joseph, Volusia	1
San Antonio, Orange	1
Syracuse, Polk	1
Tallahassee, Dade	1
Tamarac, Dade	1
Suitland, Volusia	1
Sanford, Unknown	1
Seminole, Leon	1
Shalimar, Unknown	1
Shirley, Flagler	1
Kure Beach, Monroe	1
Lakeland, Palm Beach	1
Hudson, Pinellas	1
Interlachen, Duval	1
Gainesville, Okaloosa	1
Gainesville, Unknown	1
Gibson-ton, Unknown	1
Hoosick Falls, Broward	1
Hialeahgardens, Dade	1
Hiram, Leon	1
Greenbrier, Bay	1
Groveland, Orange	1

COVID-19: characteristics of 1,720,760 Florida resident cases

Data through Feb 3, 2021 verified as of Feb 4, 2021 at 09:25 AM

Data in this report are provisional and subject to change.

The table below includes the cities and counties of residence for cases in Florida residents based on the patient's ZIP Code. Note that city is not always received as part of the initial notification and may be missing while the case is being investigated.

City and county	Cases
Monroe, Hillsborough	1
North Laud, Unknown	1
Ocoee, Unknown	1
Oldsrav, Manatee	1
Longwood, Broward	1
Lucedale, St. Lucie	1
Macclenny, Duval	1
Mantua, Broward	1
Marina Del Rey, Broward	1
Mayaguez, Dade	1
Middletown, Osceola	1
Cincinnati, Dade	1
Crossings, Unknown	1
Dfafs, Okaloosa	1
Davenport, Lake	1
Davie, Unknown	1
Dayton, Orange	1
Edgewood, Broward	1
Elkton, Putnam	1
Floral, Okaloosa	1
Armstrong, St. Johns	1
Atl, Brevard	1
Alva, Escambia	1
Andalusia, Escambia	1
Arcadia, Highlands	1
Baker, Santa Rosa	1
Belleville, Palm Beach	1
Belmont, Santa Rosa	1
Blountstown, Broward	1
Bronson, Alachua	1
Brooker, Alachua	1
Brandon, Pinellas	1
Bonita, Lee	1
Bocaraten, Palm Beach	1
White Plains, Broward	1
Whites Creek, Leon	1
Windermere, Volusia	1
Wtixrat, Dade	1
Ventura, Orange	1
Westlake Village, Unknown	1
Watersound, Bay	1
Saint Petersburg, Charlotte	1
Saint Augustine, Flagler	1
Puerto Rico, Unknown	1
Punta Gorda, Unknown	1
Randolph, Orange	1
Rivera Beach, Palm Beach	1
Port Orange, Brevard	1
Powell, Lee	1
Paducah, Manatee	1
Orlando, Jackson	1
Palm Coast, Unknown	1
Pembroke Pines, Orange	1
Pensacola, Sumter	1
Perth Amboy, Hillsborough	1
Seffenger, Hillsborough	1
Seminole, Lee	1
Sanford, Orange	1
Sunrise, Dade	1

COVID-19: characteristics of 1,720,760 Florida resident cases

Data through Feb 3, 2021 verified as of Feb 4, 2021 at 09:25 AM

Data in this report are provisional and subject to change.

The table below includes the cities and counties of residence for cases in Florida residents based on the patient's ZIP Code. Note that city is not always received as part of the initial notification and may be missing while the case is being investigated.

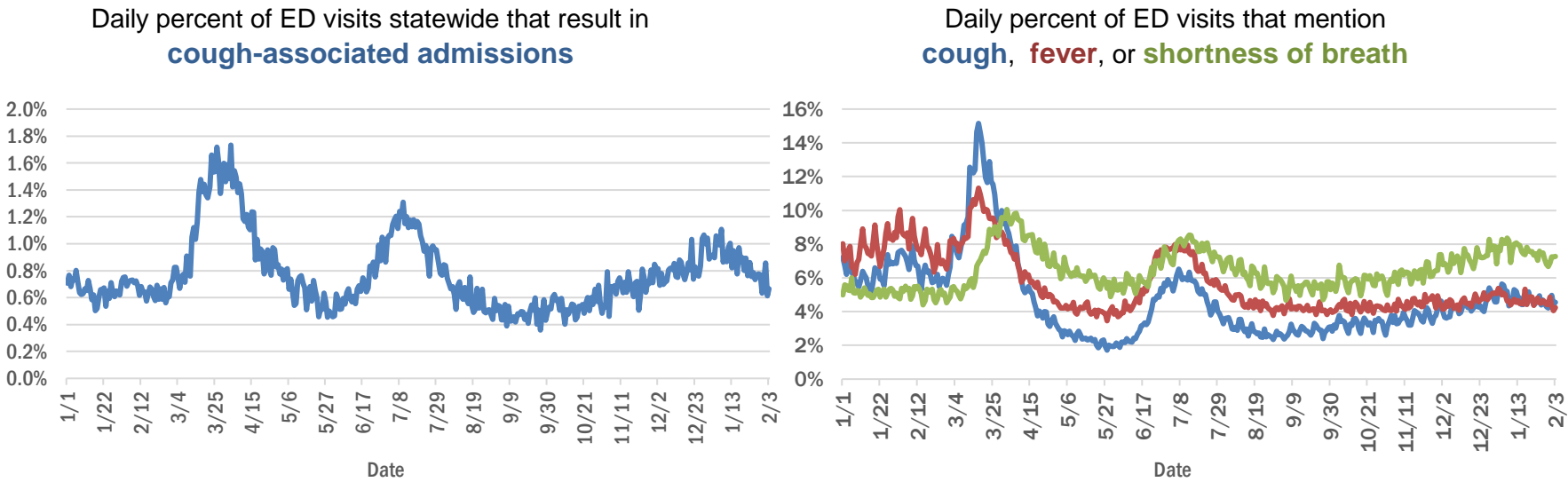
City and county	Cases
Tallahassee, Gadsden	1
Tallahassee, Madison	1
Trenton, Dixie	1
Unknown, Unknown	1
Toms River, Lee	1
Tourist, Dade	1
University Of Central Florida, Lee	1
Unk, Duval	1
Unknown Out Of Area, St. Lucie	1
Total	1,720,760

COVID-19: additional surveillance information

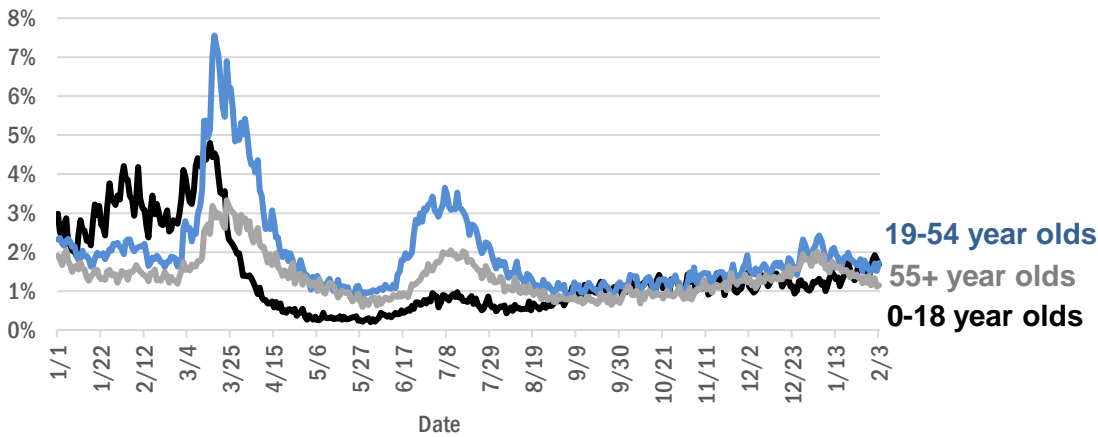
Data through Feb 3, 2021 verified as of Feb 4, 2021 at 09:25 AM

Data in this report are provisional and subject to change.

Statewide emergency department (ED) chief complaint and admission data



Daily percent of ED visits statewide that mention cough by age group



The Electronic Surveillance System for the Early Notification of Community-Based Epidemics (ESSENCE-FL) includes chief complaint data from 211 of 211 Florida EDs. Data are transmitted electronically to ESSENCE-FL daily or hourly.

COVID-19: testing by laboratory

Data through Feb 3, 2021 verified as of Feb 4, 2021 at 09:25 AM

Data in this report are provisional and subject to change.

The numbers in the table below represent the number of Florida and non-Florida residents for whom test results were received by the Department of Health. A person can be tested by more than one laboratory and can have both positive and negative results. **Therefore, the sum of the numbers in each column will be larger than the total number of people tested.**

Reporting lab	Inconclusive	Negative	Positive	Percent positive	Total
LABORATORY CORPORATION OF AMERICA	2,405	1,489,433	203,972	12%	1,695,810
CURATIVE LABS	12,559	1,312,631	197,204	13%	1,522,394
QUEST DIAGNOSTICS	11,068	1,288,184	190,684	13%	1,489,936
BIO REFERENCE LABORATORIES, INC	7,502	870,204	167,259	16%	1,044,965
REALTOX LABS LLC	5,943	555,406	90,918	14%	652,267
HELIX	6,972	514,686	91,364	15%	613,022
GENETWORX	661	390,603	32,950	8%	424,214
CDR MAGUIRE - HEALTH CARE CENTER		338,628	51,525	13%	390,153
RCA LABORATORY SERVICES, LLC		327,398	34,834	10%	362,232
NOMI_HEALTH	1,792	301,032	45,411	13%	348,235
EAST FLORIDA STATE COLLEGE - BREVARD		212,887	26,985	11%	239,872
IMPACT HEALTH BIOMETRIC TESTING, INC	1,012	201,687	23,348	10%	226,047
NOMI HEALTH LAB SERVICES		172,674	19,748	10%	192,422
BPHL-JACKSONVILLE	18	154,088	27,876	15%	181,982
MAKO GENOMICS	7,103	130,026	23,658	15%	160,787
CB SMITH PARK		142,484	18,044	11%	160,528
ADVENTHEALTH LAB	99	137,515	17,854	11%	155,468
PWNHEALTH	897	132,704	18,432	12%	152,033
ELABNETWORK	1,059	136,324	11,620	8%	149,003
MAYO CLINIC LABORATORIES	327	129,921	16,742	11%	146,990
FULGENT DIAGNOSTICS LABORATORY	2,686	125,457	13,865	10%	142,008
BPHL-MIAMI	225	113,994	19,662	15%	133,881
NORTHWEST LABORATORY	246	121,045	6,472	5%	127,763
BAYCARE LABORATORIES LLC	536	116,431	10,538	8%	127,505
MEMORIAL REGIONAL HOSPITAL SOUTH	25	102,746	21,204	17%	123,975
ASCENSION SACRED HEART HOSPITAL - PENSACOLA	2	104,925	16,774	14%	121,701
BIOCOLLECTIONS WORLDWIDE, INC	713	104,070	13,091	11%	117,874
ADVENT HEALTH LAB	112	101,260	13,957	12%	115,329
MEDICAL DIAGNOSTIC LABORATORIES	973	98,488	14,205	12%	113,666
ORLANDO HEALTH SYSTEM	666	102,116	10,758	9%	113,540
UF HEALTH MEDICAL LAB	33	90,640	8,425	9%	99,098
KORVALABS, INC	1,285	91,382	4,694	5%	97,361
BPHL-TAMPA (SPECTRUM BLVD)	45	80,811	15,218	16%	96,074
AKESOGEN		79,785	15,335	16%	95,120
TESTING MATTERS INC	398	80,260	13,242	14%	93,900
TAMPA GENERAL HOSPITAL	4	83,068	8,037	9%	91,109
DIATHERIX LABORATORIES (VRL EUROFINs)		77,631	11,812	13%	89,443
SUNPATH MEDICAL DIAGNOSTICS LABORATORY	777	75,532	11,691	13%	88,000
BAPTIST HEALTH SOUTH FLORIDA	312	66,342	10,656	14%	77,310
ASCENSION ST VINCENT'S - RIVERSIDE	1	62,670	9,316	13%	71,987
AEGIS SCIENCES CORPORATION	596	58,304	10,973	16%	69,873
JACKSON MEMORIAL HOSPITAL CLINICAL LAB	79	55,746	10,441	16%	66,266
LAKELAND REGIONAL MEDICAL CENTER	129	57,211	7,676	12%	65,016
SOUTH MIAMI HOSPITAL LAB	350	55,762	8,216	13%	64,328
AMERICAN HEALTH ASSOCIATES	9	55,666	4,914	8%	60,589
UF HEALTH SHANDS HOSPITAL	422	54,840	4,139	7%	59,401
AIT LABORATORIES		48,780	6,006	11%	54,786

COVID-19: testing by laboratory

Data through Feb 3, 2021 verified as of Feb 4, 2021 at 09:25 AM

Data in this report are provisional and subject to change.

The numbers in the table below represent the number of Florida and non-Florida residents for whom test results were received by the Department of Health. A person can be tested by more than one laboratory and can have both positive and negative results. **Therefore, the sum of the numbers in each column will be larger than the total number of people tested.**

Reporting lab	Inconclusive	Negative	Positive	Percent positive	Total
ARUP LABORATORIES	16	50,044	2,920	6%	52,980
INGENIOUS PERSONALIZED MEDICINE	170	42,183	9,021	18%	51,374
APPLIED INGENUITY DIAGNOSTICS LLC		46,201	2,096	4%	48,297
BAPTIST HEALTH - JACKSONVILLE	4	42,556	3,562	8%	46,122
TALLAHASSEE MEMORIAL HOSPITAL	228	40,007	5,122	11%	45,357
VIRACOR EUROFINs		35,396	9,803	22%	45,199
GENESIS REFERENCE LABORATORIES		38,850	4,577	11%	43,427
SARASOTA MEMORIAL HOSPITAL MAIN LAB	12	36,245	3,333	8%	39,590
BROWARD GENERAL MEDICAL CENTER-CLINICAL LAB	2	34,495	3,741	10%	38,238
MILLENNIUM PHYSICIAN GROUP	17	31,708	6,157	16%	37,882
ORANGE COUNTY CONVENTION CENTER		33,330	3,688	10%	37,018
LEE HEALTH - CAPE CORAL HOSPITAL	3	31,344	5,262	14%	36,609
NICKLAUS CHILDREN'S HOSPITAL	64	31,731	4,615	13%	36,410
FLORIDA HOSPITAL - TAMPA	37	33,404	2,957	8%	36,398
MIAMI DADE COUNTY		32,093	3,528	10%	35,621
UNIVERSITY OF MIAMI HOSPITAL	49	31,948	3,390	10%	35,387
ADVENTIST HEALTH SYSTEMS SUNBELT INC DBA		31,152	3,533	10%	34,685
WALGREENS	34	28,781	5,317	16%	34,132
UF HEALTH JACKSONVILLE	47	30,180	3,620	11%	33,847
ECCO LAB GROUP CO	483	27,818	4,457	14%	32,758
DWIC OF TAMPA BAY INC		29,026	3,359	10%	32,385
NORTH FLORIDA REGIONAL MEDICAL CENTER		25,154	3,160	11%	28,314
ST JOSEPHS HOSPITAL LABORATORY	23	24,434	3,275	12%	27,732
JUPITER MEDICAL CENTER LAB	74	25,154	2,432	9%	27,660
MOUNT SINAI MEDICAL CENTER	9	24,844	2,742	10%	27,595
BRANDON REGIONAL HOSPITAL		23,939	3,259	12%	27,198
MINUTECLINIC LLC		21,090	3,973	16%	25,063
PALMETTO GENERAL HOSPITAL LAB	3	20,568	4,310	17%	24,881
JFK MEDICAL CENTER LAB	1	21,963	2,896	12%	24,860
STS LAB 2 LLC	6	23,573	1,209	5%	24,788
MEDFAST URGENT CARE CENTERS, LLC	13	20,744	3,261	14%	24,018
INTEGRATED REGIONAL LABORATORIES LLP	1	20,523	3,463	14%	23,987
ACCESS DX LABORATORY	214	21,226	2,051	9%	23,491
WATSON CLINIC LLP		18,929	4,470	19%	23,399
HOLY CROSS HOSPITAL CLINICAL LAB	1	20,196	1,872	8%	22,069
STATLAB_MOBILE	1	20,006	2,020	9%	22,027
AVENTUS BIO LABS	16	19,109	2,811	13%	21,936
MALABAR MEDICAL WALK IN CLINIC	1	18,133	3,659	17%	21,793
GENESIS MEDICAL LABORATORY	279	17,860	3,458	16%	21,597
HEALTHLINK DIAGNOSTIC LABORATORIES	281	19,056	2,231	10%	21,568
PANCARE OF FLORIDA INC		19,127	2,287	11%	21,414
NIGHT LITE PEDIATRIC CENTER LLC		19,102	2,307	11%	21,409
MORTON PLANT HOSPITAL-ADLER INSTITUTE	26	18,987	2,262	11%	21,275
NAPLES COMMUNITY HOSPITAL	68	19,043	1,971	9%	21,082

COVID-19: testing by laboratory

Data through Feb 3, 2021 verified as of Feb 4, 2021 at 09:25 AM

Data in this report are provisional and subject to change.

The numbers in the table below represent the number of Florida and non-Florida residents for whom test results were received by the Department of Health. A person can be tested by more than one laboratory and can have both positive and negative results. **Therefore, the sum of the numbers in each column will be larger than the total number of people tested.**

Reporting lab	Inconclusive	Negative	Positive	Percent positive	Total
LAB DIAGNOSTICS LLC	384	15,106	5,274	25%	20,764
ADVENT HEALTH - DAYTONA BEACH	32	18,890	1,628	8%	20,550
EXACT SCIENCES LABORATORIES		18,177	2,306	11%	20,483
DRS CLACK SPENCER WHITE & MCCORMACK PA D/B/A		17,970	1,900	10%	19,870
PATIENTS FIRST LAKE ELLA MEDICAL CENTER PA		16,657	3,121	16%	19,778
INFINITY BIOLOGIX LLC	54	18,735	817	4%	19,606
SAINT MARY'S MEDICAL CENTER	24	17,169	2,026	11%	19,219
UNITED CLINICAL LABORATORY LLC	2	15,441	2,118	12%	17,561
HEALTH CENTER AT SINAI RESIDENCES		16,930	506	3%	17,436
BIOCERNA LABS	461	14,582	2,112	12%	17,155
BAYFRONT HEALTH - ST PETERSBURG	17	14,467	2,236	13%	16,720
LEESBURG REGIONAL MEDICAL CENTER		14,384	2,008	12%	16,392
OSCEOLA REGIONAL MEDICAL CENTER	1	14,236	2,114	13%	16,351
CLEVELAND CLINIC HOSPITAL LAB	4	14,273	1,999	12%	16,276
WELLINGTON REGIONAL MED CTR LAB	6	14,468	1,793	11%	16,267
HOMESTEAD HOSPITAL CLINICAL LABORATORY	27	12,891	2,773	18%	15,691
MEMORIAL HOSPITAL JACKSONVILLE	8	13,014	2,596	17%	15,618
CLEVELAND CLINIC TRADITION HOSPITAL		14,476	1,092	7%	15,568
ORANGE PARK MEDICAL CENTER	9	12,134	2,476	17%	14,619
NORTHWEST MEDICAL CENTER	1	12,729	1,812	12%	14,542
INDIAN RIVER MEDICAL CENTER LAB		13,669	852	6%	14,521
ACCESS MEDICAL LABORATORIES	4	7,498	6,957	48%	14,459
VISTA CLINICAL DIAGNOSTICS	472	12,115	1,509	11%	14,096
BETHESDA HOSPITAL EAST		12,787	1,306	9%	14,093
INDIAN RIVER PATHOLOGY LLC		12,909	1,155	8%	14,064
DELRAY MEDICAL CENTER LAB	3	12,552	1,446	10%	14,001
OAK HILL HOSPITAL		12,385	1,575	11%	13,960
PRIVA PATH LABS	72	13,024	858	6%	13,954
CLARITY LAB SOLUTIONS	77	12,228	1,565	11%	13,870
WEST KENDALL BAPTIST HOSPITAL	10	11,165	2,662	19%	13,837
MEMORIAL REGIONAL HOSPITAL CLINICAL LABORATORY	10	12,786	887	6%	13,683
LAWNWOOD REGIONAL MEDICAL CENTER	1	11,704	1,887	14%	13,592
LEE HEALTH - LEE MEMORIAL HOSPITAL		10,048	3,451	26%	13,499
BAPTIST HEALTHCARE - BAPTIST HOSPITAL	5	10,491	2,882	22%	13,378
BAPTIST HEALTH - SOUTH		12,114	1,100	8%	13,214
NONA SCIENTIFIC	5	9,885	3,101	24%	12,991
LARGO MEDICAL CENTER		11,493	1,473	11%	12,966
WINTER HAVEN HOSPITAL CLINICAL LABORATORY	4	10,927	1,997	15%	12,928
UHEALTH CORAL GABLES/LENNAR MED CTR	7	12,050	772	6%	12,829
CARDIOPATH	84	10,806	1,610	13%	12,500
WEST FLORIDA HOSPITAL LAB		9,618	2,789	22%	12,407
LAKE CITY HM		11,147	988	8%	12,135
ST ANTHONY'S HOSPITAL LAB	30	10,674	1,419	12%	12,123
THE HEALTHCARE DISTRICT OF PALM BEACH COUNTY	41	10,450	1,531	13%	12,022
GOOD SAMARITAN MEDICAL CENTER LAB	2	10,410	1,563	13%	11,975

COVID-19: testing by laboratory

Data through Feb 3, 2021 verified as of Feb 4, 2021 at 09:25 AM

Data in this report are provisional and subject to change.

The numbers in the table below represent the number of Florida and non-Florida residents for whom test results were received by the Department of Health. A person can be tested by more than one laboratory and can have both positive and negative results. **Therefore, the sum of the numbers in each column will be larger than the total number of people tested.**

Reporting lab	Inconclusive	Negative	Positive	Percent positive	Total
WESTSIDE REGIONAL MED CTR	2	10,213	1,748	15%	11,963
FLORIDA HOSPITAL WATERMAN LABORATORY	70	10,997	861	7%	11,928
MEDICAL CENTER OF TRINITY CLINICAL LABORATORY	2	10,620	1,304	11%	11,926
PALMS WEST HOSPITAL LAB	2	10,164	1,719	14%	11,885
BINAXNOW	9	9,063	2,738	23%	11,810
ST MARKS HOSPITAL LABORATORY B	78	10,627	1,002	9%	11,707
ADVENTHEALTH CENTRA CARE LAKE BUENA VISTA		10,396	1,282	11%	11,678
MERCY HOSPITAL A CAMPUS OF PLANTATION GEN HOSP LAB	1	9,720	1,884	16%	11,605
PWN HEALTH	17	9,505	2,063	18%	11,585
GULF COAST MEDICAL CENTER MICROLAB		8,975	2,550	22%	11,525
REGIONAL MEDCIAL CENTER BAYONET POINT	2	10,415	938	8%	11,355
THE VILLAGES REGIONAL HOSPITAL		10,017	1,138	10%	11,155
ST JOSEPHS HOSPITAL	18	9,649	1,430	13%	11,097
CAPITAL REGIONAL MEDICAL CTR		8,802	2,234	20%	11,036
GENOVA DIAGNOSTICS LABORATORY	53	9,887	930	9%	10,870
AVENTURA HOSPITAL LAB		8,744	2,075	19%	10,819
CORAL GABLES HOSPITAL CLINICAL LABORATORY		9,033	1,755	16%	10,788
COAST DIAGNOSTICS LLC	45	9,606	1,128	10%	10,779
HALIFAX MEDICAL CENTER LAB	36	9,117	1,614	15%	10,767
NEMOURS CHILDRENS HOSPITAL	1	10,126	620	6%	10,747
LARKIN COMMUNITY HOSPITAL	10	9,207	1,422	13%	10,639
FLORIDA LABORATORY ANALYSIS		9,298	1,283	12%	10,581
WEST BOCA MEDICAL CENTER LAB		9,779	792	7%	10,571
BLAKE MEDICAL CENTER		9,163	1,345	13%	10,508
MEASE COUNTRYSIDE LAB	14	9,355	1,126	11%	10,495
PATHNOSTICS	41	8,131	2,296	22%	10,468
LARKIN COMMUNITY HOSPITAL INC DBA CARDIOTROPIC		6,820	3,621	35%	10,441
LEE HEALTH - HEALTH PARK MEDICAL CENTER		8,680	1,740	17%	10,420
MANATEE MEMORIAL HOSPITAL		9,502	885	9%	10,387
BAPTIST HEALTH SOUTH FLORIDA - WEST KENDALL URGENT CARE		8,573	1,659	16%	10,232
PALM BEACH GARDENS MEDICAL CTR LAB		9,192	1,012	10%	10,204
SRQ DRIVE THROUGH☐		8,944	905	9%	9,849
LAKE CITY MEDICAL CENTER		7,614	2,089	22%	9,703
FLORIDA HOSPITAL HEARTLAND MED CTR CLINICAL LAB	33	8,363	1,279	13%	9,675
PALM BEACH BALL PARK		8,605	1,004	10%	9,609
ADVENT HEALTH - WESLEY CHAPEL	14	8,673	900	9%	9,587
AVECINA	17	8,865	690	7%	9,572
VIKOR SCIENTIFIC	36	7,678	1,649	18%	9,363
BOSTON HEART DIAGNOSTICS CORP		8,083	1,192	13%	9,275
PRECISION HEALTH RESOURCES LLC		8,656	596	6%	9,252
DOCTORS HOSPITAL	7	7,632	1,536	17%	9,175
AVECINA MEDICAL	4	6,197	2,965	32%	9,166
P4 CLINICAL, LLC	190	8,049	909	10%	9,148
PLANTATION GENERAL HOSPITAL		7,722	1,424	16%	9,146
LABSTAT LLC	3	8,599	427	5%	9,029
CERNERELR_BAYCARE	43	8,320	616	7%	8,979
FLORIDA MEDICAL CENTER - A CAMPUS OF NORTH SHORE	2	7,855	1,062	12%	8,919

COVID-19: testing by laboratory

Data through Feb 3, 2021 verified as of Feb 4, 2021 at 09:25 AM

Data in this report are provisional and subject to change.

The numbers in the table below represent the number of Florida and non-Florida residents for whom test results were received by the Department of Health. A person can be tested by more than one laboratory and can have both positive and negative results. **Therefore, the sum of the numbers in each column will be larger than the total number of people tested.**

Reporting lab	Inconclusive	Negative	Positive	Percent positive	Total
LEON MEDICAL CENTERS LLC		6,932	1,943	22%	8,875
MOLECULAR INFECTIOUS DISEASES	19	8,629	212	2%	8,860
AMERICAN FAMILY CARE		4,763	4,082	46%	8,845
CENTRAL FLORIDA REGIONAL HOSPITAL		7,817	927	11%	8,744
NORTHSIDE HOSPITAL AND HEART INSTITUTE		7,827	905	10%	8,732
CORAL SPRINGS MED CTR		7,801	834	10%	8,635
SARKIS CLINICAL TRIALS	23	7,480	1,123	13%	8,626
INFORM DIAGNOSTICS, INC		8,096	487	6%	8,583
FLORIDA HOSPITAL DELAND	10	7,357	1,093	13%	8,460
EXPRESS GENE MOLECULAR DIAGNOSTICS LABORATORY		7,046	1,294	16%	8,340
AVECINA MEDICAL OAKLEAF	3	6,977	1,330	16%	8,310
FLORIDA HOSPITAL FLAGLER	29	7,524	701	8%	8,254
CERNERELR_BAPTISTMIAMI	31	7,313	862	11%	8,206
ALL CHILDREN'S HOSPITAL		7,507	549	7%	8,056
ADVENTHEALTH CENTRA CARE WATERFORD LAKES		6,681	1,350	17%	8,031
NORTH SHORE MEDICAL CENTER		6,630	1,349	17%	7,979
OCALA REGIONAL MEDICAL CENTER		6,909	1,067	13%	7,976
BROWARD HEALTH NORTH CLINICAL LABORATORY		7,040	908	11%	7,948
BAPTIST HEALTH SOUTH FLORIDA - COUNTRY WALK URGENT CARE		6,564	1,375	17%	7,939
NCF DIAGNOSTICS & DNA TECHNOLOGIES LAB	131	7,347	438	6%	7,916
FLORIDA HOSPITAL ZEPHYRHILLS	10	7,032	826	10%	7,868
WEST PALM HOSPITAL LAB		7,145	640	8%	7,785
FLORIDA HOSPITAL OF CARROLLWOOD	23	6,639	1,082	14%	7,744
LEE HEALTH - GULF COAST MEDICAL CENTER	2	6,103	1,606	21%	7,711
MEDARBOR DIAGNOSTICS	1	6,574	1,093	14%	7,668
NCH NORTH NAPLES HOSPITAL LAB	15	6,733	829	11%	7,577
SOUTH BAY HOSPITAL CLINICAL LAB	1	6,745	825	11%	7,571
NATIONWIDE LABORATORY SERVICES INC	248	6,261	1,059	14%	7,568
KD MEDICAL CHOICE LLC	5	6,799	714	9%	7,518
CLEVELAND CLINIC MARTIN SOUTH HOSPITAL	1	6,618	832	11%	7,451
CernerELR_Advent		6,379	1,049	14%	7,428
ADVENTHEALTH CENTRA CARE ST CLOUD	1	6,315	1,046	14%	7,362
MEDRITE MEDICAL CARE, PC	3,552	3,336	423	6%	7,311
BAPTIST HEALTH - BEACHES		6,656	590	8%	7,246
MEMORIAL HOSPITAL WEST LABORATORY SERVICES	14	6,446	664	9%	7,124
ISPM LABS, LLC DBA CAPSTONE DIAGNOSTICS, LLC		6,674	364	5%	7,038
BAPTIST HEALTH SOUTH FLORIDA - MIAMI LAKES URGENT CARE		5,493	1,506	22%	6,999
POINCIANA MEDICAL CENTER		5,407	1,586	23%	6,993
BAYCARE COMMUNITY HEALTH		6,755	181	3%	6,936
LUMINUS DIAGNOSTICS		6,255	550	8%	6,805
WEST MARION COMMUINITY HOSPITAL LAB		5,640	1,127	17%	6,767
MEMORIAL HOSPITAL MICRO		6,275	477	7%	6,752
SANTA ROSA MEDICAL CENTER		5,445	1,271	19%	6,716
MORTON PLANT-MEASE	5	6,083	622	9%	6,710
FULGENT DIAGNOSTICS	104	6,120	473	7%	6,697
ANNE BATES LEACH EYE HOSPITAL/ ABLEH MICROBIOLOGY LABORATORY	4	6,581	99	1%	6,684
ARCPPOINT LABS OF FORT MYERS	4	5,823	852	13%	6,679

COVID-19: testing by laboratory

Data through Feb 3, 2021 verified as of Feb 4, 2021 at 09:25 AM

Data in this report are provisional and subject to change.

The numbers in the table below represent the number of Florida and non-Florida residents for whom test results were received by the Department of Health. A person can be tested by more than one laboratory and can have both positive and negative results. **Therefore, the sum of the numbers in each column will be larger than the total number of people tested.**

Reporting lab	Inconclusive	Negative	Positive	Percent positive	Total
H LEE MOFFITT CANCER CENTER LABORATORY	1	6,424	193	3%	6,618
CLEVELAND CLINIC MARTIN NORTH HOSPITAL		5,827	785	12%	6,612
LAKEWOOD RANCH MEDICAL CENTER		6,047	518	8%	6,565
VISTA CLINICAL	8	3,841	2,709	41%	6,558
SYNERGY LABORATORIES	7	5,649	886	14%	6,542
ST LUCIE MEDICAL CENTER		5,194	1,277	20%	6,471
FLORIDA HOSPITAL FISH MEMORIAL	19	5,504	945	15%	6,468
MEDEXPRESS URGENT CARE	2	4,370	2,060	32%	6,432
BAPTIST HEALTH SOUTH FLORIDA - WESTCHESTER URGENT CARE		5,117	1,140	18%	6,257
GENE BY GENE, GENOMICS RESEARCH CENTER LAB	44	5,839	335	5%	6,218
AVERO DIAGNOSTICS - IRVING	8	5,728	435	7%	6,171
HEALTHQUEST ESOTERICS		4,905	1,252	20%	6,157
FLORIDA HOSPITAL OCALA		5,235	780	13%	6,015
HIALEAH HOSPITAL	4	4,642	1,336	22%	5,982
BAPTIST HEALTH SOUTH FLORIDA - DORAL URGENT CARE		4,735	1,205	20%	5,940
UNKNOWN	3	3,210	2,724	46%	5,937
ADVENTHEALTH CENTRA CARE WINTER GARDEN	1	5,290	645	11%	5,936
ADVENTHEALTH CENTRA CARE UNIVERSITY	1	5,219	685	12%	5,905
ST JOSEPHS NORTH HOSPITAL LAB	7	5,072	803	14%	5,882
SYNERGY DIAGNOSTIC LABORATORY	86	5,132	633	11%	5,851
BAYFRONT HEALTH - VENICE REGIONAL MEDICAL	1	5,338	505	9%	5,844
ADVENTHEALTH CENTRA CARE CLERMONT		4,925	864	15%	5,789
OVIEDO MEDICAL CENTER		5,162	603	10%	5,765
ADVENTHEALTH CENTRA CARE WINTER PARK		5,186	561	10%	5,747
BAPTIST HEALTH - NASSAU		5,427	310	5%	5,737
IMPERIAL POINT MEDICAL CENTER		5,205	476	8%	5,681
ADVENTHEALTH CENTRA CARE DR PHILLIPS		5,159	505	9%	5,664
HOLIDAY CVS LLC		5,334	252	5%	5,586
SOLARIS DIAGNOSTICS	9	4,995	550	10%	5,554
ADVENTHEALTH CENTRA CARE LAKELAND	1	4,747	731	13%	5,479
FORT WALTON BEACH MEDICAL CENTER		4,598	811	15%	5,409
ADVENTHEALTH CENTRA CARE HUNTERS CREEK	3	4,626	765	14%	5,394
TROPICANA FIELD - LOT 2	19	4,890	479	9%	5,388
ST PETERSBURG GENERAL HOSPITAL		4,532	855	16%	5,387
ATLANTIS URGENT CARE	1	3,896	1,461	27%	5,358
ADVENTHEALTH CENTRA CARE LEE ROAD		4,762	536	10%	5,298
SUNRISE MEDICAL LABORATORIES	2	4,909	358	7%	5,269
MARTIN HOSPITAL SOUTH LAB		4,966	282	5%	5,248
BAYFRONT HEALTH - PORT CHARLOTTE		4,788	438	8%	5,226
BAPTIST HEALTH SOUTH FLORIDA - PEMBROKE PINES URGENT CARE		4,350	841	16%	5,191
SOUTH FLORIDA BAPTIST HOSPITAL MICRO	4	4,348	822	16%	5,174
TRINITY SPRINGS		4,357	729	14%	5,086
COMMUNITY HEALTH CENTERS OF PINELLAS INC		4,018	1,066	21%	5,084
FLORIDA HOSPITAL NORTH PINELLAS	11	4,636	414	8%	5,061
CLINICAL REFERENCE LABORATORY	2	4,794	244	5%	5,040
MEDEXPRESS URGENT CARE OF BOYNTON BEACH LLC		4,679	302	6%	4,981
ADVENTHEALTH CENTRA CARE LAKE MARY	2	4,290	634	13%	4,926

COVID-19: testing by laboratory

Data through Feb 3, 2021 verified as of Feb 4, 2021 at 09:25 AM

Data in this report are provisional and subject to change.

The numbers in the table below represent the number of Florida and non-Florida residents for whom test results were received by the Department of Health. A person can be tested by more than one laboratory and can have both positive and negative results. **Therefore, the sum of the numbers in each column will be larger than the total number of people tested.**

Reporting lab	Inconclusive	Negative	Positive	Percent positive	Total
ADVENTHEALTH CENTRA CARE MOUNT DORA		4,082	834	17%	4,916
ADVENTHEALTH CENTRA CARE SANFORD		4,351	564	11%	4,915
ADVENTHEALTH CENTRA CARE KISSIMMEE		4,389	508	10%	4,897
BAPTIST HEALTH SOUTH FLORIDA - CORAL SPRINGS URGENT CARE		4,172	675	14%	4,847
DOCTORS URGENT CARE LLC	1	3,900	896	19%	4,797
LABS ASAP LLC		4,348	445	9%	4,793
MEDEXPRESS URGENT CARE HUDSON		4,146	638	13%	4,784
ACUTIS DIAGNOSTICS	16	3,844	915	19%	4,775
SUNCOAST PATHOLOGY ASSOCIATES		4,365	409	9%	4,774
MEDICAL DNA LABS LLC	2	4,349	402	8%	4,753
ADVENTHEALTH CENTRA CARE APOPKA	1	4,101	640	13%	4,742
INFINITY BIOLOGIX LLC (GINKO BIOWORKS)	3	4,622	112	2%	4,737
PUTNAM COMMUNITY MEDICAL CENTER		4,063	640	14%	4,703
INDIAN RIVER MEDICAL CENTER		3,983	718	15%	4,701
ANGEL KIDS PEDIATRICS		4,400	293	6%	4,693
ADVENTIST HEALTH SYSTEMS, SUNBELT INC		4,069	566	12%	4,635
EMPIRE CITY LABORATORIES INC	48	3,900	648	14%	4,596
NIGHT LITE PEDIATRICS	4	3,340	1,245	27%	4,589
EGLIN AIR FORCE BASE	12	3,298	1,266	28%	4,576
NORTHWEST FLORIDA COMMUNITY HOSPITAL	27	3,208	1,303	29%	4,538
PARAMOUNT URGENT CARE		2,143	2,379	53%	4,522
ADVENTHEALTH CENTRA CARE ALTAMONTE		3,953	560	12%	4,513
UNIVERSITY HOSPITAL AND MEDICAL CENTER		3,449	1,064	24%	4,513
MOFFITT CANCER CENTER	6	4,374	93	2%	4,473
BAPTIST HEALTH - NORTH		3,457	997	22%	4,454
EMERALD COAST URGENT CARE		3,279	1,173	26%	4,452
MICROGEN DX	3	3,768	646	15%	4,417
COASTAL MED URGENT CARE		2,959	1,435	33%	4,394
NCH DOWNTOWN NAPLES HOSPITAL	11	3,840	501	12%	4,352
DOCTORS URGENT CARE OF LUTZ LLC	1	3,445	873	20%	4,319
URGENT CARE CURE	2	3,666	606	14%	4,274
BAPTIST HEALTH SOUTH FLORIDA - TAMiami TRAIL URGENT CARE		3,416	840	20%	4,256
PALMS OF PASADENA HOSPITAL		3,758	486	11%	4,244
PRO CLINIC		3,278	936	22%	4,214
ADVENTHEALTH CENTRA CARE AZALEA PARK		3,579	619	15%	4,198
AHCC WESLEY CHAPEL		3,751	446	11%	4,197
THE CENTER FOR URGENT CARE	3	3,452	724	17%	4,179
ADVENTHEALTH CENTRA CARE OVIEDO		3,582	587	14%	4,169
BAPTIST HEALTH SOUTH FLORIDA - CORAL GABLES (UNIVERSITY) URGENT CARE		3,604	553	13%	4,157
QDX PATHOLOGY SERVICES	2	3,814	338	8%	4,154
MEASE DUNEDIN HOSPITAL	5	3,719	404	10%	4,128
WESTCHESTER HOSPITAL	23	3,297	805	20%	4,125
NCH NORTH NAPLES HOSPITAL	6	3,562	554	13%	4,122
MEDEXPRESS URGENT CARE - ESTERO		3,658	417	10%	4,075
DOCTORS HOSPITAL OF SARASOTA CLINICAL LABORATORY		3,540	531	13%	4,071
BAPTIST HEALTH SOUTH FLORIDA - KENDALE LAKES URGENT CARE		3,238	817	20%	4,055
NIGHT LITE PEDIATRICS URGENT CARE	1	3,414	637	16%	4,052

COVID-19: testing by laboratory

Data through Feb 3, 2021 verified as of Feb 4, 2021 at 09:25 AM

Data in this report are provisional and subject to change.

The numbers in the table below represent the number of Florida and non-Florida residents for whom test results were received by the Department of Health. A person can be tested by more than one laboratory and can have both positive and negative results. **Therefore, the sum of the numbers in each column will be larger than the total number of people tested.**

Reporting lab	Inconclusive	Negative	Positive	Percent positive	Total
BAPTIST HEALTH SOUTH FLORIDA - PINECREST URGENT CARE		3,476	552	14%	4,028
ADVENTHEALTH CENTRA CARE PORT ORANGE		3,319	704	17%	4,023
RAULERSON HOSPITAL		3,306	713	18%	4,019
HEALTH FIRST ADVENTHEALTH CENTRA CARE GATEWAY	1	3,626	387	10%	4,014
PHYSICIANS REGIONAL MEDICAL CENTER - PINE RIDGE RD	1	3,263	722	18%	3,986
ESCAMBIA COMMUNITY CLINICS INC	7	2,911	1,064	27%	3,982
ADVENTHEALTH CENTRA CARE SOUTH ORANGE		3,385	578	15%	3,963
BAPTIST HEALTH SOUTH FLORIDA - CORAL GABLES URGENT CARE		3,288	658	17%	3,946
ADVENTHEALTH CENTRA CARE ORANGE LAKE		3,455	447	11%	3,902
HEALTH FIRST ADVENTHEALTH CENTRA CARE TITUSVILLE		3,472	417	11%	3,889
ADVENTHEALTH CENTRA CARE LONGWOOD		3,443	446	11%	3,889
MINUTECLINIC		3,329	557	14%	3,886
MINUTECLINIC LLC #3703		3,243	635	16%	3,878
TALLAHASSEE PRIMARY CARE ASSOCIATES		3,348	497	13%	3,845
FLORIDA FAMILY LABORATORY, INC DBA	23	3,487	334	9%	3,844
ADVENT HEALTH - HEART OF FLORIDA ER	1	3,255	563	15%	3,819
PEDIATRIC HEALTH CARE ALLIANCE PA		3,453	338	9%	3,791
MEDEXPRESS URGENT CARE - ROYAL PALM BEACH		3,426	365	10%	3,791
BAPTIST HEALTH SOUTH FLORIDA - PALMETTO BAY URGENT CARE		3,179	605	16%	3,784
ADVENTHEALTH CENTRA CARE SAND LAKE		3,356	373	10%	3,729
MEDEXPRESS URGENT CARE PALM BEACH GARDENS		3,434	286	8%	3,720
MEDEXPRESS URGENT CARE - GOLDEN GATE		3,328	389	10%	3,717
BETHESDA HOSPITAL WEST		3,330	371	10%	3,701
GENESIS DIAGNOSTICS		3,459	238	6%	3,697
ADVENTHEALTH CENTRA CARE LEESBURG		2,938	739	20%	3,677
US BIOTEK LABORATORIES	13	3,267	357	10%	3,637
BAYFRONT HEALTH - SEVEN RIVERS		3,286	333	9%	3,619
MEMORIAL HOSPITAL- MIRAMAR	12	3,327	278	8%	3,617
CLARITY LAB SOLUTIONS LLC		3,608	4	0%	3,612
TWIN CITIES HOSPITAL	1	3,135	458	13%	3,594
BAYA PHARMACY & URGENT CARE		2,586	995	28%	3,581
PREMIER URGENT CARE OF BREVARD LLC	3	3,086	446	13%	3,535
ASCENSION SACRED HEART - EMERALD COAST		2,882	639	18%	3,521
ADVENTHEALTH EXPRESS CARE		2,768	722	21%	3,490
SIPARADIGM LLC	21	3,222	208	6%	3,451
MEDEXPRESS URGENT CARE - LAKELAND		2,989	399	12%	3,388
LEE HEALTH CONVENIENT CARE - PAGE FIELD		2,879	493	15%	3,372
FLORIDA COMMUNITY HEALTH CENTER		2,639	719	21%	3,358
DOCTORS TEST CENTERS		2,937	414	12%	3,351
BAPTIST HEALTH SOUTH FLORIDA - DAVIE URGENT CARE		2,762	567	17%	3,329
MIDWAY SPECIALTY CARE CENTER DIAGNOSTICS	38	3,055	234	7%	3,327
BAYFRONT HEALTH - BROOKSVILLE		2,916	404	12%	3,320
PARAMOUNT URGENT CARE - WINDERMERE		1,970	1,260	39%	3,230
MEDCOMP SCIENCES LLC	40	1,559	1,601	50%	3,200
ADVENTHEALTH PROMPT CARE	1	2,239	941	30%	3,181
DESOTO MEMORIAL HOSPITAL	3	2,591	567	18%	3,161
ENGLEWOOD COMMUNITY HOSPITAL		2,846	310	10%	3,156

COVID-19: testing by laboratory

Data through Feb 3, 2021 verified as of Feb 4, 2021 at 09:25 AM

Data in this report are provisional and subject to change.

The numbers in the table below represent the number of Florida and non-Florida residents for whom test results were received by the Department of Health. A person can be tested by more than one laboratory and can have both positive and negative results. **Therefore, the sum of the numbers in each column will be larger than the total number of people tested.**

Reporting lab	Inconclusive	Negative	Positive	Percent positive	Total
VENTURE MEDICAL OF FLORIDA LLC		2,911	232	7%	3,143
ADVENTHEALTH CENTRA CARE COLONIAL TOWN	2	2,801	337	11%	3,140
LAKESIDE MEDICAL CENTER		2,437	699	22%	3,136
BAPTIST HEALTH SOUTH FLORIDA - WESTON URGENT CARE		2,769	362	12%	3,131
AMELIA URGENT CARE		1,608	1,503	48%	3,111
LABORATORY OF FLORIDA LLC	40	2,787	228	7%	3,055
BARTOW REGIONAL MEDICAL CENTER	1	2,553	482	16%	3,036
ADVENTHEALTH CENTRA CARE		2,660	364	12%	3,024
ACCU REFERENCE MEDICAL LAB	9	2,321	676	22%	3,006
URGENT CARE OF THE PALM BEACHES		2,355	631	21%	2,986
BAYFRONT HEALTH - PUNTA GORDA		2,753	223	7%	2,976
PRECISION HEALTH SOLUTIONS		2,833	123	4%	2,956
BAPTIST HEALTH URGENT CARE AT SAWGRASS		2,440	474	16%	2,914
BAPTIST HEALTH SOUTH FLORIDA - BRICKELL URGENT CARE		2,409	505	17%	2,914
VETERANS AFFAIRS MEDICAL CENTER - ORLANDO	1	1,343	1,546	53%	2,890
STONE CLINICAL LABORATORIES		2,790	96	3%	2,886
HIGHLANDS REGIONAL MEDICAL CENTER		2,212	673	23%	2,885
MEDEXPRESS URGENT CARE CAPE CORAL		2,450	429	15%	2,879
WALGREENS ORLANDO	3	2,523	340	12%	2,866
WALGREEN CO	2	2,527	320	11%	2,849
HEALTH FIRST ADVENTHEALTH CENTRA CARE COCOA		2,561	261	9%	2,822
BAYFRONT HEALTH - SPRING HILL		2,551	263	9%	2,814
SELECT LABORATORIES - MARION COUNTY, FL LLC	4	2,523	271	10%	2,798
MINUTECLINIC LLC # 0709		2,343	424	15%	2,767
HOLIDAY CVS LLC DBA CVS PHARMACY #5154		2,632	74	3%	2,706
MEDEXPRESS URGENT CARE - DELAND		2,401	285	11%	2,686
CITRUS MEMORIAL HOSPITAL LABORATORY		2,242	433	16%	2,675
MEMORIAL HOSPITAL PEMBROKE	3	2,357	314	12%	2,674
ADVENTIST HEALTH SYSTEMS SUNBELT IN DBA		2,407	267	10%	2,674
BMCT Molecular Diagnostics Subsection		2,180	472	18%	2,652
PHARMCO RX	2	2,428	213	8%	2,643
EMERALD COAST URGENT CARE, LLC	1	1,968	659	25%	2,628
HEALTH FIRST ADVENTHEALTH CENTRA CARE MALABAR		2,351	262	10%	2,613
SPORTS DRUG TESTING LABORATORY	47	2,467	94	4%	2,608
PALMS MEDICAL GROUP	5	1,693	872	34%	2,570
ADVENT HEALTH - OCALA		2,124	443	17%	2,567
MEDEXPRESS URGENT CARE LEHIGH ACRES		2,173	336	13%	2,509
ADVENTHEALTH CENTRA CARE KIDS LAKE MARY		2,309	188	8%	2,497
MINUTECLINIC LLC		2,098	376	15%	2,474
EMERALD COAST URGENT CARE LLC		1,804	653	27%	2,457
PRIMEHEALTH URGENT CARE INC		2,107	345	14%	2,452
ADVENT HEALTH - NEW SMYRNA		1,923	519	21%	2,442
MARINERS HOSPITAL		2,193	239	10%	2,432
NXGEN MDX LLC	4	2,155	269	11%	2,428
BAPTIST HEALTHCARE - GULF BREEZE HOSPITAL	3	1,983	427	18%	2,413
BAPTIST HEALTH EMERGENCY CENTER COUNTRY WALK	1	2,022	387	16%	2,410
BRASHEAR'S VITAL CARE CORP		1,864	542	23%	2,406

COVID-19: testing by laboratory

Data through Feb 3, 2021 verified as of Feb 4, 2021 at 09:25 AM

Data in this report are provisional and subject to change.

The numbers in the table below represent the number of Florida and non-Florida residents for whom test results were received by the Department of Health. A person can be tested by more than one laboratory and can have both positive and negative results. **Therefore, the sum of the numbers in each column will be larger than the total number of people tested.**

Reporting lab	Inconclusive	Negative	Positive	Percent positive	Total
ADVENT HEALTH CENTRA CARE -WINTER PARK KIDS URGENT CARE	4	2,163	223	9%	2,390
BAPTIST HEALTH - CLAY		2,034	353	15%	2,387
SCION LAB SERVICES LLC	22	2,176	175	7%	2,373
MINUTECLINIC LLC #3631		2,001	369	16%	2,370
MINUTECLINIC LLC 5852		1,968	363	16%	2,331
COMMUNITY HEALTH NORTHWEST FLORIDA	4	1,764	547	24%	2,315
LEE HEALTH - COCONUT POINT CLINICAL LAB	2	1,872	433	19%	2,307
PHYSICIANS STAT LAB	3	1,066	1,232	54%	2,301
PHYSICIAN ASSOCIATES		2,065	234	10%	2,299
BAPTIST HEALTH - OAKLEAF		1,868	411	18%	2,279
MC DIAGNOSTIC OF CONNECTICUT, PC #2220		1,929	349	15%	2,278
BAPTIST HEALTH SOUTH FLORIDA - MIAMI BEACH URGENT CARE		1,929	327	14%	2,256
GESSLER CLINIC		1,462	783	35%	2,245
PROHEALTH	1	810	1,434	64%	2,245
VERILY LIFE SCIENCES		2,219	18	1%	2,237
MEDEXPRESS FORT MYERS		1,949	287	13%	2,236
PRIMEHEALTH URGENT CARE	1	1,865	360	16%	2,226
MEDONE PLLC		1,683	538	24%	2,221
ACCESS POINT HEALTHCARE URGENT & PRIMARY CARE	2	1,621	573	26%	2,196
PHYSICIANS REGIONAL MEDICAL CENTER - COLLIER BLVD	1	1,526	654	30%	2,181
MINUTECLINIC LLC #8396		1,834	315	15%	2,149
PARAMOUNT URGENT CARE - OVIEDO		1,412	727	34%	2,139
LOWER KEYS MEDICAL CENTER		1,890	245	11%	2,135
MEDEXPRESS URGENT CARE CORAL SPRINGS		1,911	216	10%	2,127
PARAMOUNT URGENT CARE - ORLANDO		1,330	796	37%	2,126
MINUTECLINIC LLC #5249		1,642	461	22%	2,103
MINUTECLINIC LLC #1067		1,805	293	14%	2,098
MEDEXPRESS URGENT CARE - VERO BEACH		1,765	261	13%	2,026
MEDEXPRESS URGENT CARE - CLEWISTON		1,679	329	16%	2,008
MINUTECLINIC LLC #3463		1,669	334	17%	2,003
MINUTECLINIC LLC #5253		1,643	349	18%	1,992
MINUTECLINIC LLC #4415		1,646	340	17%	1,986
ASSOCIATED PATHOLOGISTS, LLC	3	1,623	357	18%	1,983
DONALD W ROBERTSON DO PA		1,518	448	23%	1,966
MINUTE CLINIC LLC		1,687	274	14%	1,961
DOC SMILEY'S URGENT CARE		1,706	247	13%	1,953
ADVENTHEALTH CENTRA CARE CONWAY		1,631	310	16%	1,941
PARAMOUNT URGENT CARE INC		538	1,397	72%	1,935
TAMPA COMMUNITY HOSPITAL		1,606	304	16%	1,910
CARENOW URGENT CARE		1,077	830	44%	1,907
FLORIDA MEDICAL CLINIC	3	936	962	51%	1,901
MEDFAST URGENT CARE CENTERS LLC		562	1,323	70%	1,885
DR G'S URGENT CARE		1,605	240	13%	1,845
FLOWERS HOSPITAL		1,657	184	10%	1,841
UNIVERSITY OF NORTH FLORIDA STUDENT HEALTH		1,783	57	3%	1,840
ALTRU DIAGNOSTICS INC	2	1,705	127	7%	1,834
GENUS3		1,763	70	4%	1,833

COVID-19: testing by laboratory

Data through Feb 3, 2021 verified as of Feb 4, 2021 at 09:25 AM

Data in this report are provisional and subject to change.

The numbers in the table below represent the number of Florida and non-Florida residents for whom test results were received by the Department of Health. A person can be tested by more than one laboratory and can have both positive and negative results. **Therefore, the sum of the numbers in each column will be larger than the total number of people tested.**

Reporting lab	Inconclusive	Negative	Positive	Percent positive	Total
QUICK CARE MED PL	2	1,480	344	19%	1,826
MINUTECLINIC LLC #5854		1,522	289	16%	1,811
BAY MEDICAL CENTER SACRED HEART HEALTH SYSTEM		1,324	480	27%	1,804
MEDEXPRESS PORT CHARLOTTE		1,637	160	9%	1,797
HOLMES REG MED CENTER CLINICAL LAB		1,469	308	17%	1,777
MINUTECLINIC LLC #5190		1,442	335	19%	1,777
SACRED HEART HEALTH SYSTEM, INC		1,099	674	38%	1,773
MEDEXPRESS URGENT CARE BOCA RATON		1,594	143	8%	1,737
DYNIX DIAGNOSTIX		1,432	304	18%	1,736
ASCENSION SACRED HEART - GULF		1,274	451	26%	1,725
AMELIA EXPRESS CARE LLC	10	1,450	246	14%	1,706
JW PLASTIC SURGERY		1,449	244	14%	1,693
ADVENT HEALTH - DADE CITY		1,472	217	13%	1,689
MINUTECLINIC LLC #7886		1,423	245	15%	1,668
MARION E FETHER MEDICAL CENTER, THE		1,490	139	9%	1,629
JACKSON HOSPITAL CLINICAL LABORATORY		1,368	258	16%	1,626
SPARROW HEALTHCARE	2	1,382	240	15%	1,624
IGENOMIX USA LLC	46	1,416	153	9%	1,615
MARTIN HEALTH SYSTEM - ST LUCIE WEST		1,447	162	10%	1,609
NORTH SHORE LONG ISLAND JEWISH HEALTH		1,524	79	5%	1,603
PARRISH MEDICAL CENTER	1	1,391	205	13%	1,597
BARDMOOR LABORATORY	9	1,356	226	14%	1,591
OPTEO LABORATORY		1,546	34	2%	1,580
NCH NORTHEAST	7	1,202	369	23%	1,578
BOND URGENT CARE LLC		1,158	417	26%	1,575
MINUTECLINIC LLC #3662		1,337	238	15%	1,575
MELBOURNE MEDICAL LABORATORY	2	1,365	202	13%	1,569
CHARLES AIESI CONSULTING INC	8	1,357	195	13%	1,560
EMERGENCY PHYSICIANS MEDICAL CENTER		554	984	64%	1,538
SHELL POINT NURSING PAVILION	1	1,472	62	4%	1,535
MINUTECLINIC LLC #5069		1,244	286	19%	1,530
PATIENTS FIRST - THOMASVILLE ROAD		1,348	179	12%	1,527
CAREFAST+		868	658	43%	1,526
DOC SMILEYS URGENT CARE LLC		1,231	287	19%	1,518
LABTECH DIAGNOSTIC		1,235	274	18%	1,509
MINUTECLINIC LLC #5214		1,279	219	15%	1,498
MINUTECLINIC LLC # 0514		1,289	196	13%	1,485
MINUTECLINIC LLC #3705		1,266	203	14%	1,469
INTELEX LABS, LLC		1,417	51	3%	1,468
MINUTECLINIC LLC #1771		1,215	252	17%	1,467
MINUTECLINIC LLC #7887		1,288	176	12%	1,464
ADVANCE MEDICAL OF NAPLES		326	1,120	77%	1,446
MINUTECLINIC, LLC #4015		1,070	372	26%	1,442
ASSURANCE SCIENTIFIC LABORATORIES	1	1,161	279	19%	1,441
NCHMD INC		1,171	269	19%	1,440
UHEALTH DEERFIELD BEACH/UMSYLVESTER DEERFIELD BEACH LABORATORY	3	1,379	55	4%	1,437
MINUTECLINIC LLC #1055		1,102	324	23%	1,426

COVID-19: testing by laboratory

Data through Feb 3, 2021 verified as of Feb 4, 2021 at 09:25 AM

Data in this report are provisional and subject to change.

The numbers in the table below represent the number of Florida and non-Florida residents for whom test results were received by the Department of Health. A person can be tested by more than one laboratory and can have both positive and negative results. **Therefore, the sum of the numbers in each column will be larger than the total number of people tested.**

Reporting lab	Inconclusive	Negative	Positive	Percent positive	Total
MINUTECLINIC LLC #4458		1,113	308	22%	1,421
BIOCERNA LLC	9	1,248	164	12%	1,421
MINUTECLINIC LLC # 3930		1,196	224	16%	1,420
PATIENTS CHOICE LABORATORIES		829	588	41%	1,417
NEIGHBORHOOD MEDICAL CENTER INC	16	1,235	154	11%	1,405
BAPTIST HEALTH SOUTH FLORIDA - COUNTRY WALK URGENT CARE EXPRESS		1,202	202	14%	1,404
PENSACOLA PEDIATRICS PA	1	1,243	156	11%	1,400
MINUTECLINIC LLC #3003		1,098	295	21%	1,393
MINI ER WATERFORD LAKES, THE		1,172	217	16%	1,389
MINUTECLINIC LLC # 3686		1,169	203	15%	1,372
MINUTECLINIC LLC #3814		1,101	264	19%	1,365
LAKE WALES MEDICAL CENTER INC		1,189	175	13%	1,364
ASCENSION ST VINCENT'S - SOUTHSIDE		1,309	49	4%	1,358
Community_Health		1,176	181	13%	1,357
WHOLE FAMILY HEALTH CENTER INC		1,100	255	19%	1,355
GENESIS LABORATORY MANAGEMENT	11	1,127	211	16%	1,349
LABORATORY SPECIALISTS OF MICHIGAN		1,095	243	18%	1,338
MINUTECLINIC LLC #7225		1,151	177	13%	1,328
WHITE WILSON MEDICAL CENTER		162	1,159	88%	1,321
MINUTECLINIC LLC #7173		1,147	169	13%	1,316
MINUTECLINIC LLC #3291		1,144	169	13%	1,313
ARCPOINT LABS		778	533	41%	1,311
BAYFRONT HEALTH - CITRUS HILLS		1,109	199	15%	1,308
BAPTIST HEALTH SOUTH FLORIDA - KEY BISCANE URGENT CARE EXPRESS		1,143	160	12%	1,303
MINUTECLINIC, LLC (CLINIC 10699)		1,094	207	16%	1,301
MINUTECLINIC LLC #7973		1,107	189	15%	1,296
MINUTECLINIC, LLC #3204		1,053	231	18%	1,284
PHYSICIANS PRIMARY CARE	2	1,082	195	15%	1,279
MINUTECLINIC LLC #3257		1,029	239	19%	1,268
TEMPUS CLINICAL LABORATORY	10	1,112	141	11%	1,263
COASTAL LABORATORIES	1	975	281	22%	1,257
AMELIA EXPRESS CARE		710	546	43%	1,256
UNIVERSITY OF ALABAMA AT BIRMINGHAM		1,215	34	3%	1,249
MEDEXPRESS URGENT CARE - JAX ATLANTIC BLVD		1,052	179	15%	1,231
NYU HOSPITALS CENTER CLINICAL LABORATORIES		1,186	39	3%	1,225
CLINICORE		1,124	91	7%	1,215
MINUTECLINIC LLC #3635		1,050	162	13%	1,212
VAVA PARTNERS LLC		439	760	63%	1,199
ACCESS MEDICAL LABS		746	448	38%	1,194
BAPTIST HEALTH EMERGENCY CENTER AT WEST CORAL WAY		910	280	24%	1,190
BAPTIST HEALTHCARE - JAY HOSPITAL		851	338	28%	1,189
PREMIER MEDICAL		1,097	90	8%	1,187
MINUTECLINIC LLC # 7933		1,034	153	13%	1,187
MINUTECLINIC LLC #5216		991	188	16%	1,179
TREASURE COAST MEDICAL ASSOCIATES INC		732	447	38%	1,179
TOM LEE COMMUNITY HEALTH CENTER		804	371	32%	1,175
MINUTECLINIC LLC #3654		948	224	19%	1,172

COVID-19: testing by laboratory

Data through Feb 3, 2021 verified as of Feb 4, 2021 at 09:25 AM

Data in this report are provisional and subject to change.

The numbers in the table below represent the number of Florida and non-Florida residents for whom test results were received by the Department of Health. A person can be tested by more than one laboratory and can have both positive and negative results. **Therefore, the sum of the numbers in each column will be larger than the total number of people tested.**

Reporting lab	Inconclusive	Negative	Positive	Percent positive	Total
MINUTECLINIC LLC #3285		1,003	169	14%	1,172
MINUTECLINIC, LLC #5817		930	242	21%	1,172
MINUTECLINIC LLC #4024		982	188	16%	1,170
MINUTECLINIC LLC #3748		913	250	21%	1,163
UHEALTH CLINIC AT WALGREENS		944	218	19%	1,162
ELLENTON URGENT CARE		933	229	20%	1,162
SMA LAB	8	1,009	134	12%	1,151
HOLIDAY CVS LLC DBA CVSPHARMACY #5155		1,104	45	4%	1,149
MINUTECLINIC LLC #5924		942	206	18%	1,148
MINUTECLINIC LLC #3648		925	218	19%	1,143
MINUTECLINIC LLC #1821		1,007	119	11%	1,126
ED FRASER MEMORIAL HOSPITAL		903	223	20%	1,126
VERITAS GENETICS	61	942	119	11%	1,122
PROJECT HEALTH, INC SUMTERVILLE	5	910	200	18%	1,115
CAPSTONE HEALTHCARE		784	329	30%	1,113
OPTUM LABS LLC		966	140	13%	1,106
LAB24 INC	3	436	666	60%	1,105
MINUTECLINIC LLC #4201		961	135	12%	1,096
STAGEZERO LIFE SCIENCES INC	3	993	97	9%	1,093
MINUTECLINIC LLC #4612		835	257	24%	1,092
MINUTECLINIC LLC #3255		890	200	18%	1,090
PEDIATRIC HEALTH CARE ALLIANCE - NORTHDAL		990	98	9%	1,088
PARAMOUNT URGENT CARE VILLAGES		748	335	31%	1,083
BLUE MED CONSULTANTS		1,053	29	3%	1,082
MEDIQUICK URGENT CARE CENTERS INC		670	411	38%	1,081
KEYS AHEC SCHOOL MEDICAL CLINIC	7	982	84	8%	1,073
EPN URGENT CARE NAPLES	2	746	324	30%	1,072
NORTH FLORIDA PEDIATRICS-TALLAHASSEE		977	93	9%	1,070
RAINBOW RIVER MEDICAL LABORATORY		977	82	8%	1,059
ADVANCED DIAGNOSTIC LABORATORY		1,003	47	4%	1,050
MINUTECLINIC LLC #1807		865	180	17%	1,045
FLORIDA DEPARTMENT OF HEALTH IN POLK COUNTY	2	789	252	24%	1,043
SOLARIS HEALTHCARE PALATKA		937	99	10%	1,036
XYZ LABORATORY	8	886	131	13%	1,025
PALM HARBOR PHARMACY		873	136	13%	1,009
ST ANNES NURSING CENTER		986	22	2%	1,008
AFC PHYSICIANS OF FLORIDA		707	299	30%	1,006
VERITOR		850	148	15%	998
LAKELAND REGIONAL HEALTH - PWC/OB		36	954	96%	990
MINUTECLINIC LLC # 3579		842	146	15%	988
JUPITER MEDICAL CENTER URGENT CARE		665	313	32%	978
NAPLES URGENT CARE	1	603	369	38%	973
COASTAL PEDIATRIC GROUP		836	129	13%	965
FLAGLER HOSPITAL LABORATORY	8	34	907	96%	949
STEWART REFERENCE LABORATORY	1	545	401	42%	947
GENEIQ		887	50	5%	937
MINUTECLINIC LLC #3236		790	141	15%	931

COVID-19: testing by laboratory

Data through Feb 3, 2021 verified as of Feb 4, 2021 at 09:25 AM

Data in this report are provisional and subject to change.

The numbers in the table below represent the number of Florida and non-Florida residents for whom test results were received by the Department of Health. A person can be tested by more than one laboratory and can have both positive and negative results. **Therefore, the sum of the numbers in each column will be larger than the total number of people tested.**

Reporting lab	Inconclusive	Negative	Positive	Percent positive	Total
PARAMOUNT URGENT CARE - CLERMONT		686	244	26%	930
VRL EUROFINs - DALLAS		913	13	1%	926
GENE TOX WORLDWIDE	60	736	125	14%	921
PRIMARY CARE OF THE TREASURE COAST		806	113	12%	919
CAREFAST MURABELLA		501	416	45%	917
PATIENTS FIRST LAKE ELLA MEDICAL CENTER		790	116	13%	906
PROFESSIONAL HEALTH EXAMINERS DBA PROHEALTH	1	719	184	20%	904
LENCO MEDICAL LABORATORY		863	39	4%	902
MINUTECLINIC LLC #476		744	155	17%	899
MINUTECLINIC, LLC #3245		690	208	23%	898
FAST TRACK URGENT CARE CENTER		4	893	100%	897
MINUTECLINIC LLC #3637		675	217	24%	892
HENDRY REGIONAL MEDICAL CENTER CLINICAL LABORATORY		673	214	24%	887
HEALTH CARE DISTRICT OF PALM BEACH COUNTY	1	732	153	17%	886
ARCPPOINT LABS OF CORAL SPRINGS FL		785	97	11%	882
NORTH FLORIDA PEDIATRICS - LAKE CITY		677	199	23%	876
KETAMINE HEALTH CENTERS LLC		791	82	9%	873
HISTOPATHOLOGY SERVICES, LLC		771	97	11%	868
WELLINGTON REGIONAL MEDICAL CENTER		761	107	12%	868
INTEGRITY LABORATORIES, LLC	2	707	155	18%	864
TACACHALE CLINICAL LABORATORY	1	811	45	5%	857
READY RESPONDERS FLORIDA, PLLC		737	120	14%	857
ADVANCED MEDICAL OF NAPLES LLC		753	100	12%	853
MINUTECLINIC LLC #1350		713	135	16%	848
OPTUMCARE FLORIDA LLC		640	204	24%	844
EUROFINs NTD, LLC		802	38	5%	840
TYNDALL AIR FORCE BASE		643	196	23%	839
MINUTECLINIC LLC #1815		709	126	15%	835
PALM BAY HOSPITAL CLINICAL LABORATORY		544	281	34%	825
ADDICTION LABS OF AMERICA	3	753	69	8%	825
FLORIDA HOSPITAL ORLANDO		743	74	9%	817
THE HEALTH CENTER OF PLANT CITY		747	69	8%	816
MOLECULAR TESTING LABS		758	54	7%	812
CAREMED CLINIC LLC	1	588	223	27%	812
PHAROS HEALTH		623	187	23%	810
MINUTECLINIC LLC #8381		667	141	17%	808
ASCENSION ST VINCENT'S - CLAY		775	32	4%	807
MINUTECLINIC, LLC DBA MINUTECLINIC #4717		775	27	3%	802
GENOME LLC	2	725	71	9%	798
NITE LITE PEDIATRICS		234	563	71%	797
BROWNWOOD CARE CENTER		712	77	10%	789
FIU-HEALTH AUXILIARY LABORATORY	4	716	65	8%	785
DEPARTMENT OF CLINICAL LABS		758	17	2%	775
COVANCE CLINICAL RESEARCH UNIT INC		754	21	3%	775
ER QUICKCARE PL		641	131	17%	772
LITTLE PINE PEDIATRICS		545	226	29%	771
FIRST QUALITY LABORATORY		727	44	6%	771

COVID-19: testing by laboratory

Data through Feb 3, 2021 verified as of Feb 4, 2021 at 09:25 AM

Data in this report are provisional and subject to change.

The numbers in the table below represent the number of Florida and non-Florida residents for whom test results were received by the Department of Health. A person can be tested by more than one laboratory and can have both positive and negative results. **Therefore, the sum of the numbers in each column will be larger than the total number of people tested.**

Reporting lab	Inconclusive	Negative	Positive	Percent positive	Total
PROFESSIONAL HEALTH EXAMINERS		658	112	15%	770
CVS HEALTH		546	220	29%	766
RIVER TOWN DIAGNOSTIC LLC		554	211	28%	765
NORTH FLORIDA PEDIATRICS PA - SUWANNEE	3	648	113	15%	764
DYNIX DIAGNOSTICS	2	524	236	31%	762
MINUTECLINIC, LLC # 4469		625	136	18%	761
MACDILL AIR FORCE BASE		710	51	7%	761
VRL EUROFINs		730	27	4%	757
NONE		308	448	59%	756
MYTEST DIAGNOSTICS		702	53	7%	755
MIAMI JEWISH HEALTH SYSTEMS		706	49	6%	755
C.W. BILL YOUNG VA MEDICAL CENTER	1	20	733	97%	754
LEE COUNTY EMERGENCY MEDICAL SERVICE		649	98	13%	747
NORTH OKALOOSA MEDICAL CENTER		434	313	42%	747
BAPTIST HEALTH - MD ANDERSON CANCER CENTER		738	4	1%	742
AFC PHYSICIANS OF FLORIDA PA		504	238	32%	742
STEWART ROCKLEDGE HOSPITAL		568	162	22%	730
COASTAL PHYSICIANS, LLC		579	149	20%	728
UNIVERSITY OF WEST FLORIDA STUDENT HEALTH SERVICES	1	606	120	17%	727
SANTA ROSA MEDICAL GROUP		575	151	21%	726
ADVENT HEALTH LAB - ORLANDO		430	294	41%	724
XPRESS URGENT CARE	3	602	117	16%	722
DISNEY COVID TEST SITE		703	11	2%	714
Point of Care Testing	1	114	597	84%	712
VITAS HEALTHCARE CORPORATION OF FLA		707	4	1%	711
NORTHEAST FLORIDA NEUROLOGY CLINICS, INC		591	112	16%	703
Tampa Lakes Health and Rehabilitation Center	2	632	69	10%	703
ANY LAB TEST NOW	1	451	237	34%	689
NORTH SHORE LIJ URGENT CARE PC		649	38	6%	687
PREMIER MEDICAL LABORATORY SERVICES	1	463	222	32%	686
MINUTECLINIC LLC #6007		570	114	17%	684
LPG COCONUT POINT		557	127	19%	684
PRIMARY CARE SERVICES AT INDIAN RIVER ESTATES		667	16	2%	683
FISHERMENS HOSPITAL CLINICAL LAB		617	63	9%	680
KENDALL HEALTHCARE PROPERTIES DBA	2	647	27	4%	676
MEDICAL CONSULTANTS OF FLORIDA, LLC	1	549	124	18%	674
MINI ER ADULT AND PEDIATRIC URGENT CARE		574	98	15%	672
Victoria Nursing and Rehabilitation Center		626	46	7%	672
NORTH FLORIDA PEDIATRICS PA		567	99	15%	666
WILLOWBROOKE COURT AT EDGEWATER POINTE ESTATES		657	9	1%	666
NCH HEALTHCARE SYSTEM MICROBIOLOGY LAB		2	664	100%	666
VENICE REGIONAL MEDICAL CENTER		574	91	14%	665
ADVENTHEALTH CENTRA CARE WINTER HAVEN	1	262	398	60%	661
PROJECT HEALTH INC	2	541	117	18%	660
INTERLACHEN PEDIATRICS		629	29	4%	658
PEDIATRICS OF CENTRAL FLORIDA PA	19	599	40	6%	658
MEDICAL FP - WHOLE FAMILY HEALTH CENTER		539	119	18%	658

COVID-19: testing by laboratory

Data through Feb 3, 2021 verified as of Feb 4, 2021 at 09:25 AM

Data in this report are provisional and subject to change.

The numbers in the table below represent the number of Florida and non-Florida residents for whom test results were received by the Department of Health. A person can be tested by more than one laboratory and can have both positive and negative results. **Therefore, the sum of the numbers in each column will be larger than the total number of people tested.**

Reporting lab	Inconclusive	Negative	Positive	Percent positive	Total
CONSULATE HEALTH CARE OF NEW PORT RICHEY	2	537	118	18%	657
TREE HOUSE PEDIATRICS PLLC		590	65	10%	655
MIDWAY SPECIATLY CARE CENTER		434	220	34%	654
ORLANDO HEALTH AND REHAB CENTER		611	41	6%	652
CLINICAL PATHOLOGY LABS INC		585	64	10%	649
APALACHEE CORRECTIONAL INSTITUTION EAST UNIT		633	16	2%	649
MAVERICK LABS		458	188	29%	646
CARE ONE OF FLORIDA LLC		435	209	32%	644
INTERLACHEN PEDIATRICS PA		612	30	5%	642
DOCTOR'S MEMORIAL HOSPITAL		485	157	24%	642
MINUTECLINIC LLC #8927		528	111	17%	639
SOLARIS HEALTHCARE CHARLOTTE HARBOR		592	46	7%	638
PROHEALTH MEDICAL CLINIC		84	554	87%	638
GROWING TOGETHER PEDIATRICS LLC		585	48	8%	633
PALACE NURSING HOME & REHAB CENTER		595	36	6%	631
CATALYST WALK IN CLINIC		497	134	21%	631
PALM GARDEN OF PORT SAINT LUCIE		612	6	1%	618
USF MORSANI CENTER FOR ADVANCED HEALTH CARE		532	79	13%	611
HOLY CROSS HOSPITAL		12	598	98%	610
MINUTECLNIC LLC		535	74	12%	609
MANOR PINES CONVALESCENT CENTER LLC	1	585	20	3%	606
CRUCIAL CARE EMERGENCY MEDICINE DOCTORS		463	142	23%	605
CREEKSIDЕ CARE CENTER	1	520	84	14%	605
LIFE CARE CENTER OF NEW PORT RICHEY		570	33	5%	603
LIFE CARE CENTER OF ORANGE PARK		572	30	5%	602
MINUTECLINIC LLC #5187		527	74	12%	601
JOHN KNOX VILLAGE HEALTH CENTER		580	19	3%	599
PATIENTS FIRST - MAHAN DRIVE		164	435	73%	599
REDI MED LLC		458	137	23%	595
SPECTOR SCIENTIFIC LAB	1	219	374	63%	594
CAPE CANAVERAL HOSPITAL		373	221	37%	594
MOUNT SINAI LABORATORY		566	26	4%	592
WOODLANDS MEDICAL SPECIALISTS		359	230	39%	589
PRIMARY CARE SERVICES AT ST ANDREWS ESTATES		585			585
VETERANS AFFAIRS MEDICAL CENTER - JAMES A HALEY			585	100%	585
NCHMD, INC SOUTHEAST IMMEDIATE CARE		446	134	23%	580
POINT OF CARE TESTING SITE		556	24	4%	580
CHILDRENS MEDICAL ASSOCIATION		523	56	10%	579
EAST LAKE PEDIATRICS		493	84	15%	577
MAIN STREET MEDICAL CENTER		127	449	78%	576
MID-FLORIDA PATHOLOGY		443	132	23%	575
ETHOS WELLNESS PHARMACY		531	42	7%	573
MEDICAL VB		451	120	21%	571
GULF COAST VILLAGE		541	29	5%	570
JACKSONVILLE BEACH PEDIATRIC CARE CENTER□		512	55	10%	567
GOLDEN GLADES NURSING & REHABILITATION CTR		557	10	2%	567
HOLMES REGIONAL MEDICAL CENTER		5	561	99%	566

COVID-19: testing by laboratory

Data through Feb 3, 2021 verified as of Feb 4, 2021 at 09:25 AM

Data in this report are provisional and subject to change.

The numbers in the table below represent the number of Florida and non-Florida residents for whom test results were received by the Department of Health. A person can be tested by more than one laboratory and can have both positive and negative results. **Therefore, the sum of the numbers in each column will be larger than the total number of people tested.**

Reporting lab	Inconclusive	Negative	Positive	Percent positive	Total
GULF COAST MOLECULAR LABORATORIES	12	460	93	16%	565
Crestview Rehabilitation Center	5	433	126	22%	564
TENNESSEE DOH - NASHVILLE	2	495	65	12%	562
PALM GARDEN OF VERO BEACH		523	39	7%	562
CONSULATE HEALTHCARE OF VERO BEACH	14	465	79	14%	558
ADVENTHEALTH MEDICAL GROUP PROMPT CARE		399	159	28%	558
LOOP PEDIATRICS PA	3	452	103	18%	558
SEBASTIAN RIVER MEDICAL CENTER	2	410	145	26%	557
SHORELINE PHYSICIAN GROUP		342	214	38%	556
THE PRESERVE		547	8	1%	555
ST JOHN'S NURSING CENTER		535	20	4%	555
HALIFAX MEDICAL CENTER-PORT ORANGE LAB		471	83	15%	554
ECCOLAB GROUP	1	145	406	74%	552
BOND AND STEELE CLINIC PA		372	179	32%	551
HMA SANTA ROSA MEDICAL CENTER LLC DBA		429	122	22%	551
The Sands at South Beach		545	4	1%	549
ST PETERSBURG PEDIATRICS	1	476	72	13%	549
VITAE DIAGNOSTICS		534	13	2%	547
BROAD INSTITUTE CLINICAL SEQUENCING RESEARCH PLATFORM	1	522	22	4%	545
CLEWISTON NURSING AND REHABILITATION CENTER		534	11	2%	545
COASTAL URGENT CARE		428	116	21%	544
CYPRESS VILLAGE	1	518	24	4%	543
VETERANS AFFAIRS MEDICAL CENTER		40	500	93%	540
LIFE CARE CENTER OF HILLIARD		525	15	3%	540
Signature HealthCare Center of Waterford		511	28	5%	539
FAMILY HEALTH CENTERS OF SWF LABS	2	461	76	14%	539
THERADOC		152	386	72%	538
NCF DIAGNOSTICS & DNA TECHNOLOGIES	15	204	318	59%	537
SOUTHEAST ALABAMA MEDICAL CENT		486	49	9%	535
AMERICAN FAMILY CARE PENSACOLA WEST		1	533	100%	534
24 HOUR PEDIATIC CARE CENTER	1	485	47	9%	533
SUNRISE URGENT CARE ASSOCIATES LLC D/B/A	4	224	305	57%	533
FORT MYERS INTERNAL MEDICINE, LLC		478	51	10%	529
MEDICAL CENTER CLINIC-IMMEDIATE CARE	1	423	104	20%	528
CLARITY LABS		458	69	13%	527
MED FAST URGENT CARE CENTER		260	267	51%	527
MINUTECLINIC LLC #214		442	83	16%	525
VETERANS AFFAIRS MEDICAL CENTER - BAY PINES		17	507	97%	524
CALHOUN LIBERTY HOSPITAL		384	138	26%	522
J AND G MEDICAL GROUP LLC		431	88	17%	519
FLAGLER COUNTY HEALTH DEPARTMENT	3	400	114	22%	517
CARENOW URGENT CARE – FORT PIERCE		275	242	47%	517
VITAS HEALTHCARE CORP OF CENTRAL FL		497	19	4%	516
CITY MEDICAL OF NEW JERSEY, PC		471	41	8%	512
MINUTECLINIC LLC #5157		431	81	16%	512
NSPIRE HEALTHCARE MIAMI LAKES	7	489	14	3%	510
EDEN SPRINGS NURSING AND REHAB CENTER		398	110	22%	508

COVID-19: testing by laboratory

Data through Feb 3, 2021 verified as of Feb 4, 2021 at 09:25 AM

Data in this report are provisional and subject to change.

The numbers in the table below represent the number of Florida and non-Florida residents for whom test results were received by the Department of Health. A person can be tested by more than one laboratory and can have both positive and negative results. **Therefore, the sum of the numbers in each column will be larger than the total number of people tested.**

Reporting lab	Inconclusive	Negative	Positive	Percent positive	Total
GOLDEN GATE FAMILY CLINIC		119	389	77%	508
MEDFAST URGENT CARE CENTERS		230	278	55%	508
DOCTORS CENTER,THE		399	108	21%	507
VILLA MARIA NURSING & REHAB CENTER INC	1	495	11	2%	507
MANOR CARE NURSING CENTER OF SARASOTA FL LLC		421	85	17%	506
TELESCOPE HEALTH LLC	3	401	98	20%	502
DAVITA LABORATORY		426	73	15%	499
BALDOMERO LOPEZ STATE VETERANS NURSING HOME	2	492	3	1%	497
DOH - INDIAN RIVER		426	71	14%	497
EMERALD SHORES HEALTH AND REHABILITATION		407	89	18%	496
CLINICAL PATHOLOGY LABS		386	109	22%	495
Plantation Bay Rehabilitation Center		470	22	4%	492
GRAND COURT TAMPA		487	3	1%	490
JACKSON MEMORIAL PERDUE MEDICAL CENTER		466	23	5%	489
LIFE CARE CENTER OF PENSACOLA		443	45	9%	488
JOHNS HOPKINS ALL CHILDREN'S HOSPITAL		438	48	10%	486
PRIMARY CARE SOUTH INC		185	301	62%	486
NEW YORK HOSPITAL LABORATORIES	1	471	12	2%	484
EXPRESS URGENT CARE LLC		1	483	100%	484
JACKSON MEMORIAL LONG TERM CARE CENTER		462	19	4%	481
HEALTH CENTER AT BRENTWOOD	1	437	42	9%	480
BOCA GRANDE HEALTH CLINIC		456	24	5%	480
MANOR CARE HEALTH SERVICES - FT MYERS		459	20	4%	479
MOORINGS PARK INSTITUTE, INC, THE		456	21	4%	477
EAST LAKE PEDIATRICS PA		437	39	8%	476
ENZO CLINICAL LABS INC	3	453	20	4%	476
NEMOURS CHILDERN'S HOSPITAL		397	77	16%	474
MEDONE URGENT CARE AT ST. AUGUSTINE		120	354	75%	474
WILLOW BROOKE COURT AT INDIAN RIVER ESTATES		430	44	9%	474
ST CLOUD REGIONAL MEDICAL CENTER CLINICAL LAB		394	79	17%	473
NORTH FLORIDA RETIREMENT VILLAGE		470	2	0%	472
MEMORIAL PEMBROKE 24/7 CARE CENTER		356	116	25%	472
DIAMOND RIDGE HEALTH AND REHABILITATION		443	29	6%	472
VALENCIA HILLS HEALTH AND REHABILITATION CENTER		458	13	3%	471
PENSACOLA PEDIATRICS	1	258	209	45%	468
NAVAL HOSPITAL - JACKSONVILLE		136	331	71%	467
SUSANNA WESLEY HEALTH CENTER		431	36	8%	467
PALM GARDEN OF TAMPA		439	28	6%	467
SABAL PALMS HEALTH AND REHAB		415	50	11%	465
NCH HEALTHCARE BONITA		344	120	26%	464
POINT WASHINGTON MEDICAL CLINIC	1	278	184	40%	463
RIVER GARDEN HEBREW HOME FOR THE AGED		409	54	12%	463
CONTINENTAL CLINICAL RESEARCH, LLC		442	20	4%	462
BROOKDALE PALMER RANCH	1	403	56	12%	460
VETERANS AFFAIRS MEDICAL CENTER - GAINESVILLE		3	457	99%	460
Quest Diag Unspecifd	1	313	144	31%	458
THE PALACE AT HOMESTEAD	1	436	17	4%	454

COVID-19: testing by laboratory

Data through Feb 3, 2021 verified as of Feb 4, 2021 at 09:25 AM

Data in this report are provisional and subject to change.

The numbers in the table below represent the number of Florida and non-Florida residents for whom test results were received by the Department of Health. A person can be tested by more than one laboratory and can have both positive and negative results. **Therefore, the sum of the numbers in each column will be larger than the total number of people tested.**

Reporting lab	Inconclusive	Negative	Positive	Percent positive	Total
CLARIDGE HOUSE NURSING CENTER		437	17	4%	454
CLIFFORD CHESTER SIMS STATE VETERANS		444	9	2%	453
VIERA HOSPITAL, INC		340	112	25%	452
PALM GARDEN OF JACKSONVILLE□	2	371	79	17%	452
HARTS HARBOR HEALTH CARE CENTER		430	21	5%	451
BUFFALO CROSSING HEALTHCARE & REHABILITATION CTR		435	15	3%	450
PEDIATRIC HEALTHCARE ALLIANCE PA		407	43	10%	450
FLORIDA GULF COAST UNIVERSITY		281	168	37%	449
FLORIDA DEPARTMENT OF HEALTH CLAY COUNTY	1	354	93	21%	448
The Manor at Blue Water Bay		386	60	13%	446
FOUNTAIN MANOR HEALTH AND REHAB CENTER	1	427	17	4%	445
LAUDERDALE NURSING CENTER LLC	1	424	19	4%	444
SOUTHERN OAKS CARE CENTER	1	405	36	8%	442
DIAMOND RIDGE HEALTH AND REHABILITATION CENTER		420	22	5%	442
ADVENTHEALTH EXPRESS CARE AT WALGREENS		387	55	12%	442
HARBOUR HEALTH CENTER		427	14	3%	441
PARKLANDS FACILITY INC	4	394	42	10%	440
AMERICA'S PHARMACY LLC		388	51	12%	439
SPRING HILL HEALTH AND REHABILITATION CENTER		423	15	3%	438
SMA SPECIALTY MEDICAL LAB		117	321	73%	438
BALDWIN PEDIATRICS	1	411	25	6%	437
FLO-MEDILAB SERVICES LLC		187	250	57%	437
MANOR AT CARPENTERS		411	26	6%	437
HILLCREST HEALTH CARE & REHABILITATION CENTER	2	422	11	3%	435
ASAP LABS LLC		305	130	30%	435
NORTH FLORIDA MEDICAL GROUP		313	122	28%	435
RICARDO NAVARRO DO PA		371	63	15%	434
EXPRESS PHARMACY		398	35	8%	433
Good Samaritan Society Kissimmee Village		368	64	15%	432
HERON POINTE HEALTH AND REHABILITATION	1	428	3	1%	432
BAPTIST PRIMARY CARE	2	338	91	21%	431
AVECINA MEDICAL JULINGTON	1	240	189	44%	430
FLORIDA DEPT OF HEALTH IN BREVARD COUNTY	3	363	63	15%	429
ST ANDREWS BAY SKILLED NURSING &		369	60	14%	429
NEW PLANT CITY FAMILY CARE	1	227	201	47%	429
MAYFLOWER ASSISTED LIVING		424	5	1%	429
PALM GARDEN OF OCALA		330	96	23%	426
ARCPOINTS LABS		361	64	15%	425
Williston Care Center		373	51	12%	424
Q ANSWER LAB	1	376	46	11%	423
GARCIA CLINICAL LABORATORY		28	392	93%	420
PHYSICIANS PRIMARY CARE LAB		360	60	14%	420
ADVENTHEALTH CENTRA CARE TRINITY		365	54	13%	419
APP-UNIPATH, LLC	2	403	14	3%	419
FLORIDA DEPARTMENT OF HEALTH IN CALHOUN COUNTY		306	113	27%	419
Colonial Lakes Health Care		384	33	8%	417
WEST GABLES HEALTH CARE CENTER		406	10	2%	416

COVID-19: testing by laboratory

Data through Feb 3, 2021 verified as of Feb 4, 2021 at 09:25 AM

Data in this report are provisional and subject to change.

The numbers in the table below represent the number of Florida and non-Florida residents for whom test results were received by the Department of Health. A person can be tested by more than one laboratory and can have both positive and negative results. **Therefore, the sum of the numbers in each column will be larger than the total number of people tested.**

Reporting lab	Inconclusive	Negative	Positive	Percent positive	Total
CHILDRENS MEDICAL ASSOCIATION PA		367	49	12%	416
BAYFRONTVENICEREGIONAL		379	37	9%	416
LEHIGH REGIONAL MEDICAL CENTER LAB		371	44	11%	415
MINUTECLINIC LLC #3671		366	44	11%	410
AFC URGENT CARE SEMINOLE			409	100%	409
Solaris HealthCare Windermere		376	31	8%	407
NEW YORK PRESBYTERIAN - CUMC CLINICAL		390	17	4%	407
CARE ONE OF FLORIDA	1	272	133	33%	406
TIDE LABORATORIES		362	43	11%	405
ORLANDO HEALTH CENTER FOR REHABILITATION		394	10	2%	404
MANOR OAKS NURSING & REHAB CENTER	4	398	1	0%	403
SOLARIS HEALTHCARE LAKE CITY		323	79	20%	402
CITRUS NURSING CENTER LLC		369	32	8%	401
PEBBLEBROOK PHARMACY		309	90	23%	399
PALMETTO FAMILY HEALTHCARE	1	249	145	37%	395
MINI ER AND URGENT CARE		289	105	27%	394
VITAS LUTHERAN TOWERS INPATIENT PROGRAM		329	62	16%	391
MEDICAL CENTER OF DELTONA, INC		311	80	20%	391
BARBER		13	376	97%	389
FERNANDINA BEACH REHAB AND NURSING	1	373	15	4%	389
Santa Rosa Center for Rehabilitation and Healing		325	61	16%	386
SOLARIS HEALTHCARE MERRITT ISLAND		345	39	10%	384
AMERICAN RESEARCH LABS		184	200	52%	384
Ocala Health and Rehabilitation Center		365	18	5%	383
BENTON PEDIATRICS INC		341	42	11%	383
FLORIDA HOSPITAL WAUCHULA		261	120	31%	381
HOPE HOSPICE AND COMMUNITY SERVICES INC	14	353	12	3%	379
SANDBAY URGENT CARE		306	72	19%	378
PALMS OF SEBRING		344	34	9%	378
DXTERITY DIAGNOSTICS	1	356	21	6%	378
FLORIDA HOSPITAL MEDICAL GROUP		255	122	32%	377
HEARTLAND PEDIATRICS OF LAKE WALES		330	46	12%	376
PHYSICIANS STAT LAB INC		318	58	15%	376
BAYA PHARMACY WEST		8	368	98%	376
CONSULATE HEALTH CARE OF BAYONET POINT	3	365	7	2%	375
AFC URGENT CARE FAMILY CARE			374	100%	374
ABBAY DELRAY		368	5	1%	373
INDIAN RIVER CTR, LLC		327	46	12%	373
SUWANNEE HEALTH AND REHABILITATION CENTER		366	5	1%	371
URGENT CARE BETHESDA	1	318	52	14%	371
HENDRY REGIONAL MEDICAL CENTER		107	264	71%	371
MEDONE URGENT CARE CENTER		149	222	60%	371
ELLENTON PEDIATRICS		353	17	5%	370
MICHAEL A MIDDLETON MD PA□		356	14	4%	370
SOLARIS HEALTHCARE OSCEOLA		347	21	6%	368
ADVENT HEALTH - TAMPA		148	220	60%	368
TREASURE COAST COMMUNITY HEALTH	3	310	55	15%	368

COVID-19: testing by laboratory

Data through Feb 3, 2021 verified as of Feb 4, 2021 at 09:25 AM

Data in this report are provisional and subject to change.

The numbers in the table below represent the number of Florida and non-Florida residents for whom test results were received by the Department of Health. A person can be tested by more than one laboratory and can have both positive and negative results. **Therefore, the sum of the numbers in each column will be larger than the total number of people tested.**

Reporting lab	Inconclusive	Negative	Positive	Percent positive	Total
FAMILY HEALTH CENTERS OF SOUTHWEST FLORIDA INC		308	58	16%	366
BROOKDALE FORT MYERS CYPRESS LAKE		364	1	0%	365
FAIR HAVENS CENTER, OPCO		359	6	2%	365
PEDIATRIC HEALTHCARE ALLIANCE		338	26	7%	364
SHORE ACRES CARE CENTER		328	35	10%	363
Stacey Health Care Centers Inc. dba Riverside Care Center		335	28	8%	363
PALM GARDEN OF CLEARWATER		344	18	5%	362
INFORM DIAGNOSTICS		351	9	3%	360
ORCHARD PARK HEALTH & REHABILITATION		355	5	1%	360
RUSKIN HEALTH CENTER		245	115	32%	360
UR MEDICINE LABS- CENTRAL LABORATORY		340	20	6%	360
ORANGE BLOSSOM FAMILY HEALTH		342	18	5%	360
BREVARD HEALTH ALLIANCE		166	193	54%	359
NORTH VISTA HOSPITAL LABORATORY		281	78	22%	359
MEDSCAN LABORATORY INC	1	163	195	54%	359
LITTLE PINE PEDIATRICS PLLC	1	305	52	15%	358
Timberidge Center for Rehabilitation and Healing		330	28	8%	358
SIGNATURE HEALTHCARE OF BROOKWOOD GARDENS		355	1	0%	356
SOLARIS HEALTHCARE DAYTONA	2	305	47	13%	354
AFC URGENT CARE CLEARWATER	1	122	229	65%	352
MY CLINICAL LAB		224	128	36%	352
CORE DIAGNOSTIC LABORATORIES LLC		237	114	32%	351
SEMINOLE NURSING PAVILION		342	7	2%	349
HEALTHY STEPS PEDIATRICS		305	44	13%	349
BAYSHORE DIAGNOSTICS		309	40	11%	349
SANFORD LABORATORIES		325	24	7%	349
CLERMONT HEALTH AND REHABILITATION CENTER		322	27	8%	349
LAB DOCTOR		305	43	12%	348
Cypress Cove Care Center		248	100	29%	348
AFC URGENT CARE TYRONE		2	346	99%	348
THE PALACE MANAGEMENT - THE PALACE AT CORAL GABLES		345	3	1%	348
SIPARADIGM, DIAGNOSTIC INFORMATICS		273	74	21%	347
PALM GARDEN OF WINTER HAVEN		331	15	4%	346
VILLAGE AT VIENNA SQUARE,THE	6	329	11	3%	346
CARENOW	2	172	170	49%	344
CORAL BAY HEALTHCARE AND REHABILITATION	1	329	12	4%	342
DBI HEALTH INC		328	14	4%	342
BROOKSVILLE HEALTHCARE CENTER LLC		337	5	1%	342
ADVENT HEALTH CENTRA CARE - PALM COAST		80	261	77%	341
HEALTH DESIGNS		328	13	4%	341
SELECT REFERENCE LABORATORIES, LLC	1	326	12	4%	339
BLOUNTSTOWN REHABILITATION CENTER LLC		234	105	31%	339
QUICK CARE MED		241	98	29%	339
GOOD SAMARITAN CENTER		336	2	1%	338
MEDIPATH		18	319	95%	337
VETERANS AFFAIRS MEDICAL CENTER - LAKE CITY		52	285	85%	337
MINUTECLINIC LLC, #10357		336	1	0%	337

COVID-19: testing by laboratory

Data through Feb 3, 2021 verified as of Feb 4, 2021 at 09:25 AM

Data in this report are provisional and subject to change.

The numbers in the table below represent the number of Florida and non-Florida residents for whom test results were received by the Department of Health. A person can be tested by more than one laboratory and can have both positive and negative results. **Therefore, the sum of the numbers in each column will be larger than the total number of people tested.**

Reporting lab	Inconclusive	Negative	Positive	Percent positive	Total
Manatee Springs Rehabilitation and Nursing Center		316	20	6%	336
FLORIDA DEPARTMENT OF HEALTH		296	39	12%	335
NORTH FLORIDA REHABILITATION & SPECIALTY CARE☐		332	3	1%	335
HEALTH CENTRAL PARK		268	66	20%	334
Darcy Hall Of Life Care		327	5	2%	332
SOLARIS HEALTHCARE PARKWAY	2	316	13	4%	331
HAINES CITY REHABILITATION AND NURSING CENTER		307	23	7%	330
NORTH PINELLAS STATMED QUICK QUALITY CLINICS		236	93	28%	329
USAFSAM/PHE		174	154	47%	328
Bayside Care Center	1	306	20	6%	327
Life Care Center of Ocala		279	48	15%	327
MANORCARE HEALTH SERVICES - VENICE		272	55	17%	327
Life Care Center at Wells Crossing		309	18	6%	327
LIFE CARE PONTE VEDRA INC		318	8	2%	326
Palmetto Subacute Care Center		316	10	3%	326
BROWARD PARTNERSHIP	6	315	5	2%	326
TRI-COUNTY NURSING AND REHABILITATION CENTER INC		311	15	5%	326
CARITHERS PEDIATRIC GROUP		287	38	12%	325
MOOSEHAVEN HEALTH CENTER		286	36	11%	322
CORAL TRACE HEALTH CARE☐	2	313	5	2%	320
SOLARIS HEALTHCARE BAYONET POINT		306	14	4%	320
MIDWAY SPECIALTY CARE CENTER	3	203	113	35%	319
PIONEER CLINICAL LAB LLC		247	71	22%	318
AFC URGENT CARE		67	251	79%	318
FLORIDA HOSPITAL HEARTLAND MED CTR LAKE PLACID		232	85	27%	317
FAIRWAY OAKS CENTER LLC	6	305	6	2%	317
MEDFAST URGENT CARE CENTER		86	230	73%	316
STARKE FAMILY MEDICAL CENTER		249	66	21%	315
PruittHealth Santa Rosa		225	89	28%	314
CHILDRENS CLINIC WEST FLORIDA PEDIATRICS		285	29	9%	314
BIOCEPT		292	22	7%	314
ABSOLUTE GENOMICS	1	221	92	29%	314
GENESIS MEDICAL LABORATORY MIAMI FL.		83	230	73%	313
FLORIDA DEPARTMENT OF HEALTH IN LIBERTY COUNTY	2	222	89	28%	313
PALM GARDEN OF WEST PALM BEACH☐	4	293	15	5%	312
Destin Healthcare and Rehabilitation Center	1	275	35	11%	311
EPN URGENT CARE		44	267	86%	311
LIFEBRITE	1	125	184	59%	310
Marshall Health and Rehabilitation Center		273	36	12%	309
DELTONA HEALTH CARE		284	25	8%	309
KEY WEST HEALTH AND REHAB	1	300	7	2%	308
MEDEXPRESS LUTZ		3	305	99%	308
PruittHealth Panama City	1	245	62	20%	308
PALM GARDEN OF ORLANDO		276	31	10%	307
ROLLINS COLLEGE WELLNESS CENTER		130	175	57%	305
ASCEND CLINICAL	2	235	67	22%	304
SEA BREEZE REHAB AND NURSING CENTER☐		296	8	3%	304

COVID-19: testing by laboratory

Data through Feb 3, 2021 verified as of Feb 4, 2021 at 09:25 AM

Data in this report are provisional and subject to change.

The numbers in the table below represent the number of Florida and non-Florida residents for whom test results were received by the Department of Health. A person can be tested by more than one laboratory and can have both positive and negative results. **Therefore, the sum of the numbers in each column will be larger than the total number of people tested.**

Reporting lab	Inconclusive	Negative	Positive	Percent positive	Total
BOND CLINIC PA PEDIATRICS DEPT		272	32	11%	304
CRONOS CLINICAL LABORATORY	22	193	87	29%	302
FAMILY CARE PARTNERS OF NORTHEAST FLORIDA LLC		229	72	24%	301
LIFE CARE CENTER OF PALM BAY□		291	10	3%	301
BROOKDALE PADDOCK HILLS	2	296	2	1%	300
GOOD SAMARITAN SOCIETY-DAYTONA		285	15	5%	300
Palm Garden of Largo		297	3	1%	300
TIDEWELL HOSPICE INC		296	4	1%	300
LabCorp (Non-Interfaced)	1	121	178	59%	300
ORCHARD RIDGE CARE AND REHABILITATION CENTER		281	19	6%	300
PHYSICIANS REGIONAL WALK-IN		185	114	38%	299
VILLAGE DOCTORS OF KEYSTONE		223	76	25%	299
Bay Breeze Senior Living and Rehabilitation Center		247	52	17%	299
ENCOMPASS HEALTH REHABILITATION HOSPITAL	8	278	12	4%	298
MANOR CARE OF BOYNTON BEACH LLC		274	24	8%	298
DIAGNOSTIC & CLINICAL CARE SERVICES INC DBA		238	60	20%	298
HEALTH FIRST ADVENTHEALTH CENTRA CARE - TITUSVILLE		56	241	81%	297
SABAL DIRECT PRIMARY CARE, PA		241	56	19%	297
BAY VILLAGE OF SARASOTA INC		294	3	1%	297
BOCA BIOLISTICS REFERENCE LABORATORY	2	185	110	37%	297
AVELLINO LAB USA, INC	1	283	12	4%	296
SUN COUNTRY PEDIATRICS PLLC	9	261	26	9%	296
BUENA VISTA URGENT CARE		264	32	11%	296
HARDEE MANOR HEALTH CARE CENTER	1	291	3	1%	295
HARDEE COUNTY HEALTH DEPARTMENT		233	62	21%	295
ATLANTIC SHORES NURSING AND REHAB CENTER	1	284	9	3%	294
GANDY CROSSING CARE CENTER	1	280	13	4%	294
PINES OF SARASOTA		291	3	1%	294
OCEAN VIEW NURSING AND REHAB CENTER		279	14	5%	293
FIRST CHOICE PEDIATRICS		212	80	27%	292
NORTHWEST MEDICAL CENTER CLINICAL LABORATORY		175	117	40%	292
Bardmoor Oaks Healthcare and Rehabilitation Center		283	8	3%	291
ROSEWOOD HEALTH AND REHABILITATION CENTER		270	20	7%	290
OSPREY LODGE		232	58	20%	290
AMEERAH LABS, LLC	2	222	66	23%	290
AUBURN UNIVERSITY MEDICAL CLINIC		227	62	21%	289
VILLAGE DOCTORS FAMILY MEDICAL CENTER OF		230	59	20%	289
SIGNATURE HEALTHCARE OF NORTH FLORIDA		287	2	1%	289
ST LUCIE EMPLOYEE HEALTH & WELLNESS CENTER		285	4	1%	289
PALM GARDEN OF GAINESVILLE	2	285	2	1%	289
HEALTH PARK CARE CENTER		285	3	1%	288
KISSIMMEE FACILITY OPERATIONS LLC		266	20	7%	286
LAKELAND REGIONAL HEALTH SYSTEMS INC		20	266	93%	286
PIONEER CLINICAL LAB, LLC		182	103	36%	285
SPRINGTREE REHAB & HEALTH CARE CENTER		269	16	6%	285
BIO-TECH CLINICAL LABORATORIES INC		247	38	13%	285
SPECIALTY HEALTH AND REHABILITATION CENTER		260	25	9%	285

COVID-19: testing by laboratory

Data through Feb 3, 2021 verified as of Feb 4, 2021 at 09:25 AM

Data in this report are provisional and subject to change.

The numbers in the table below represent the number of Florida and non-Florida residents for whom test results were received by the Department of Health. A person can be tested by more than one laboratory and can have both positive and negative results. **Therefore, the sum of the numbers in each column will be larger than the total number of people tested.**

Reporting lab	Inconclusive	Negative	Positive	Percent positive	Total
ST JAMES HEALTH AND REHABILITATION CENTER		201	84	29%	285
RAINBOW PEDIATRIC CENTER PA		265	20	7%	285
FG RAPID RESULTS	2	116	167	59%	285
CLINICAL ENTERPRISE, INC		267	18	6%	285
SERENADES IN THE VILLAGES		231	54	19%	285
ARGO SENIOR LIVING AT HAVERHILL		265	18	6%	283
COLOR GENOMICS, INC.	2	274	6	2%	282
PRO HEALTH		74	208	74%	282
AVANTE AT MT DORA		278	3	1%	281
AVANTE AT LEESBURG INC		281			281
PALMS REHABILITATION AND HEALTHCARE CENTER		246	35	12%	281
FL HUD DESTIN, LLC D/B/A GRAND BOULEVARD HEALTH		246	34	12%	280
BRIDGEWATER PARK HEALTH AND REHAB		257	23	8%	280
AURORA DIAGNOSTICS BERNHARDT LABORATORIES PATHOLOGY SERVICE		190	87	31%	277
SAINTS 120 LLC	1	242	34	12%	277
CONSULATE HEALTH CARE OF SAFETY HARBOR		271	6	2%	277
PRUITT HEALTH-SANTA ROSA		275	2	1%	277
SUNLAND MARIANNA COX MEDICAL CENTER		237	40	14%	277
THE SPRINGS AT BOCA CIEGA BAY		267	9	3%	276
LAKE EUSTIS HEALTH AND REHABILITATION CENTER		270	6	2%	276
LUTHERAN HAVEN		267	8	3%	275
HOMESTEAD MANOR	2	233	40	15%	275
ST JUDE CHILDREN'S RESEARCH HOSPITAL		260	15	5%	275
TAMARAC REHABILITATION & HEALTH CENTER		273	1	0%	274
Glades West Rehabilitation and Nursing Center		266	8	3%	274
WESTCHESTER GARDENS LIMITED PARTNERSHIP		269	5	2%	274
ASSOCIATESMD MEDICAL GROUP INC		226	47	17%	273
AVENTURA REHAB AND NURSING CENTER		267	5	2%	272
BRISTOL AT TAMPA, THE	3	261	8	3%	272
SAMANTHA WILSON CARE CENTER	3	260	9	3%	272
QUALITOX LABORATORIES		105	167	61%	272
SILVER CREEK SENIOR LIVING COMMUNITY		267	5	2%	272
REGENTS PARK OF BOCA RATON□		269	2	1%	271
LIFE CARE CENTER OF WINTER HAVEN		253	18	7%	271
NATIONS BEST FAMILY HEALTH CARE		108	162	60%	270
ORLANDO VA MEDICAL CENTER			269	100%	269
The Care Center at Pinellas Park	1	260	8	3%	269
Premier Place at The Glenview		260	8	3%	268
HEATHER HILL HEALTHCARE CENTER		226	42	16%	268
LONGWOOD FAMILY PRACTICE		205	61	23%	266
ADDINGTON PLACE AT WELLINGTON GREEN		263	3	1%	266
ADVENT HEALTH CENTRA CARE - ORMOND BEACH		113	153	58%	266
FLORIDA HEART & VASCULAR MULTISPECIALTY GROUP PA		180	86	32%	266
Rehabilitation Center for Park Place LLC		256	10	4%	266
EMERITUS AT NAPLES	2	262	1	0%	265
PERSONALIZED GENETIC TESTING	1	172	92	35%	265
FLOMEDILAB		61	204	77%	265

COVID-19: testing by laboratory

Data through Feb 3, 2021 verified as of Feb 4, 2021 at 09:25 AM

Data in this report are provisional and subject to change.

The numbers in the table below represent the number of Florida and non-Florida residents for whom test results were received by the Department of Health. A person can be tested by more than one laboratory and can have both positive and negative results. **Therefore, the sum of the numbers in each column will be larger than the total number of people tested.**

Reporting lab	Inconclusive	Negative	Positive	Percent positive	Total
NAPLES CHILDREN'S URGENT CARE		221	44	17%	265
JACKSON PLAZA NURSING & REHAB CENTER	5	253	6	2%	264
KENNEDY PAIN CLINIC GROUP LLC		237	27	10%	264
SUNSHINE URGENT CARE LLC		153	111	42%	264
ELMHURST HOSPITAL CENTER	1	247	16	6%	264
renaissance health and rehabilitation center		245	17	6%	262
RULEME CENTER	2	236	24	9%	262
DAVID SCOTT MADWAR MD PA□		236	26	10%	262
HCSO OCCUPATIONAL HEALTH AND WELLNESS CENTER		203	58	22%	261
RIVERS FAMILY MEDICINE PA		190	71	27%	261
BEAR CREEK NURSING CENTER		256	4	2%	260
CLIFFORD CHESTER SIMS VA NURSING HOME		251	9	3%	260
REHABILITATION CENTER OF LAKE CITY, THE		231	28	11%	259
CONSULATE HEALTHCARE OF KISSIMMEE		247	12	5%	259
INTERNAL MEDICINE & PEDIATRICS OF TAMPA BAY PA		212	47	18%	259
ROSEN MEDICAL CENTER		223	36	14%	259
FLORIDA WOMAN CARE LABORATORY LLC		232	26	10%	258
ANCIENT CITY PEDIATRICS		243	14	5%	257
PROTEUS MOLECULAR AND CLINICAL LAB	1	148	107	42%	256
Solaris Healthcare Lake Bennet		223	32	13%	255
SERANADES BY SONATA WEST ORANGE		226	29	11%	255
TUSKAWILLA NURSING AND REHAB CENTER	2	245	7	3%	254
TALLAHASSEE NHHI LLC	1	226	27	11%	254
PEDIATRIC HEALTH CARE ALLIANCE, PA		229	24	9%	253
MANOR CARE OF NAPLES FL LLC		250	3	1%	253
Solaris Healthcare Coconut Creek		247	5	2%	252
LAKE PARK OF MADISON		243	7	3%	250
DIGNITY HEALING, LLC		239	11	4%	250
UNIVERSITY OF TAMPA STUDENT HEALTH AND SHC CLINICAL LABORATORY		104	146	58%	250
SHELL POINT VILLAGE MEDICAL CENTER		246	4	2%	250
BAYA POINTE NURSING AND REHABILITATION		167	83	33%	250
CROSS POINTE CARE CENTER	2	246	1	0%	249
Solaris HealthCare Imperial		241	8	3%	249
HOLIDAY CVS LLC DBA CVS/PHARMACY #0440		241	7	3%	248
BRENTWOOD RETIREMENT COMMUNITY	5	215	28	11%	248
MARTIN MEMORIAL MEDICAL CENTER LAB		128	119	48%	247
FAMILY CARE PARTNERS OF NE FLORIDA LLC		180	66	27%	246
CHAUTAUQUA REHABILITATION AND NURSING CENTER		237	9	4%	246
CARRINGTON PLACE OF ST PETE LLC		242	4	2%	246
BROWARD NURSING & REHABILITATION CTR	8	231	7	3%	246
Fernandina Beach Rehabilitation and Nursing Center		243	2	1%	245
ROSEWOOD HEALTHCARE & REHABILITATION CENTER		239	6	2%	245
MALABAR/ADVENT CENTRA CARE		48	196	80%	244
Heritage Healthcare at Tallahassee		239	5	2%	244
BAPTIST PRIMARY CARE, INC		227	17	7%	244
ADVENTHEALTH EXPRESS CARE AT WALGREENS 49TH STREET		201	43	18%	244
ST CATHERINE'S WEST REHABILITATION HOSPITAL		231	12	5%	243

COVID-19: testing by laboratory

Data through Feb 3, 2021 verified as of Feb 4, 2021 at 09:25 AM

Data in this report are provisional and subject to change.

The numbers in the table below represent the number of Florida and non-Florida residents for whom test results were received by the Department of Health. A person can be tested by more than one laboratory and can have both positive and negative results. **Therefore, the sum of the numbers in each column will be larger than the total number of people tested.**

Reporting lab	Inconclusive	Negative	Positive	Percent positive	Total
HARBOURWOOD	1	238	4	2%	243
ACCURATE DIAGNOSTIC LABS, INC		229	14	6%	243
SILVERCREST HEALTH AND REHABILITATION CENTER	3	234	6	2%	243
BUREAU OF CLINICAL LABORATORIES		202	40	17%	242
ARCHER HEALTH VENTURES, LLC		217	25	10%	242
URGENT CARE EXPRESS LLC		1	241	100%	242
GOOD SAMARITAN CARES		236	5	2%	241
STEWARD SEBASTIAN RIVER MEDICAL CENTER		203	38	16%	241
PALM GARDEN OF AVENTURA		236	3	1%	239
SOUTHWEST ORLANDO FAMILY MEDICINE, PL		194	44	18%	238
ADVENTHEALTH MEDICAL GROUP PROMPT CAR	1	164	73	31%	238
PEDIATRIC ASSOCIATES OF OCALA PA		209	28	12%	237
Sunset Point Center		232	4	2%	236
VITAS HEALTHCARE CORPORATION		232	3	1%	235
REGENTS PARK AT AVENTURA		221	14	6%	235
OAK HAMMOCK AT THE UNIVERSITY OF FLORIDA		229	6	3%	235
BAY TREE CARE AND REHABILITATION CENTER		197	38	16%	235
Vi at Lakeside Village Skilled Nursing		230	5	2%	235
CHIPOLA HEALTH AND REHAB		218	17	7%	235
Parkview Rehabilitation Center at Winter Park		229	5	2%	234
AVECINA MOBILE		120	114	49%	234
FLORIDA CLINICAL LABORATORY-BIOREFERENCE LABORATORIES		87	147	63%	234
MEMPHIS PATHOLOGY LABORATORY	4	212	17	7%	233
TIERRA PINES CENTER		222	11	5%	233
AMERICAN MEDICAL RESPONSE		228	4	2%	232
ADVENT HEALTH CARE CENTER	3	216	12	5%	231
TERRACES OF LAKE WORTH CARE CENTER		219	12	5%	231
COMMUNITY HEALTH AND REHABILITATION CENTER		178	53	23%	231
ManorCare Health Services-Palm Harbor	1	229			230
AMERICAN HOUSE SENIOR LIVING		185	45	20%	230
FORT MYERS REHABILITATION AND NURSING CENTER		204	25	11%	229
VETERANS AFFAIRS MEDICAL CENTER - MIAMI		1	228	100%	229
TGH		1	228	100%	229
PEDIATRICS BY THE SEA		222	7	3%	229
USA HEALTH UNIVERSITY HOSPITAL CLINICAL LABORATORY	1	222	5	2%	228
EXCEL PEDIATRICS		187	41	18%	228
MANDARIN PEDIATRICS		209	18	8%	227
MIAMI JEWISH HEALTH SYSTEMS, INC	2	217	8	4%	227
LYNN HAVEN SPORTS COMPLEX-WALKON CLINIC		21	206	91%	227
MAGNOLIA FAMILY URGENT CARE		197	30	13%	227
Solaris Senior Living North Naples ALF		217	9	4%	226
WESTWOOD HEALTHCARE SNF		187	38	17%	225
BAPTIST PRIMARY CARE INC	1	201	23	10%	225
Lakewood Nursing Center		196	29	13%	225
EDGEWATER AT WATERMAN VILLAGE,THE		210	15	7%	225
PARKS HEALTHCARE & REHABILITATION CTR	4	211	10	4%	225
W FRANK WELLS NURSING HOME		198	27	12%	225

COVID-19: testing by laboratory

Data through Feb 3, 2021 verified as of Feb 4, 2021 at 09:25 AM

Data in this report are provisional and subject to change.

The numbers in the table below represent the number of Florida and non-Florida residents for whom test results were received by the Department of Health. A person can be tested by more than one laboratory and can have both positive and negative results. **Therefore, the sum of the numbers in each column will be larger than the total number of people tested.**

Reporting lab	Inconclusive	Negative	Positive	Percent positive	Total
HOMESTEAD VILLAGE		215	9	4%	224
HOLLEY NAVARRE MEDICAL CLINIC		163	61	27%	224
ADVANCED AMBULATORY SURGERY CENTER		212	12	5%	224
AVON PARK PEDIATRICS INC	3	200	20	9%	223
Avante at Inverness		223			223
LEHIGH VALLEY GENOMICS			223	100%	223
PAVILION FOR HEALTHCARE, THE		220	2	1%	222
RIVERWOOD HEALTH NH LLC		183	39	18%	222
ESTERO ISLAND MEDICAL CENTER		176	46	21%	222
OCALA FAMILY MEDICAL CENTER INC	1	181	40	18%	222
ABBOTT LABORATORIES		142	79	36%	221
Coastal Health and Rehabilitation Center		211	9	4%	220
LASER & SURGERY CENTER OF THE PALM BEACHES		219	1	0%	220
FELLOWSHIP HOME AT THE FAIRWAY LLC		213	6	3%	219
Boynton Beach Rehabilitation Center	2	213	4	2%	219
Chatsworth at PGA National, LLC		210	9	4%	219
WOOD LAKE HEALTH AND REHABILITATION CENTER		219			219
AMBULATORY SURGERY CENTER OF BOCA RATON LTD		218	1	0%	219
HAVEN OF OUR LADY OF PEACE INC		210	8	4%	218
Avante at Orlando		214	4	2%	218
KINDRED HOSPITAL	7	205	5	2%	217
LAKE PORT SQUARE		200	17	8%	217
JAMES A HALEY VETERANS HOSPITAL			217	100%	217
THE MANOR AT CARPENTERS		185	32	15%	217
ST. CLOUD REGIONAL MEDICAL CENTER		199	17	8%	216
FRICKS PHARMACY		162	54	25%	216
Consulate Health Care of North Fort Myers		203	12	6%	215
ELMCROFT PINECREST	1	194	20	9%	215
BLOCK, NATION, CHASE, AND SMOLEN FAMILY MEDICINE		157	57	27%	214
PEDIATRICS IN BREVARD PA		188	26	12%	214
ADVENT HEALTH - ORLANDO		158	56	26%	214
FLORIDA HEALTH CARE PLANS			214	100%	214
GATEWAY/ADVENT CENTRA CARE	1	24	189	88%	214
Lake Port Square Health Center		198	15	7%	213
JACKSONVILLE KIDS PEDIATRICS, PLLC		182	31	15%	213
SIGNATURE HEALTHCARE AT THE COURTYARD		165	47	22%	212
POCONO MEDICAL CENTER		212			212
PCB CLINIC		167	45	21%	212
ONESTOP MEDICAL AND URGENT CARE LLC		175	37	17%	212
CONSULATE HEALTH CARE OF WINTER HAVEN		209	3	1%	212
ORANGE COUNTY HEALTH DEPT		201	11	5%	212
UCC - WELLINGTON		3	208	99%	211
SUNRISE DIAGNOSTIC LABORATORY		158	53	25%	211
OKEECHOBEE COUNTY HEALTH DEPT	1	135	73	35%	209
The Palace Nursing and Rehabilitation Center		209			209
ASCENSION MEDICAL GROUP		4	205	98%	209
Taylor Care Center		204	5	2%	209

COVID-19: testing by laboratory

Data through Feb 3, 2021 verified as of Feb 4, 2021 at 09:25 AM

Data in this report are provisional and subject to change.

The numbers in the table below represent the number of Florida and non-Florida residents for whom test results were received by the Department of Health. A person can be tested by more than one laboratory and can have both positive and negative results. **Therefore, the sum of the numbers in each column will be larger than the total number of people tested.**

Reporting lab	Inconclusive	Negative	Positive	Percent positive	Total
AZALEA TRACE		196	13	6%	209
Whispering Oaks	11	175	23	11%	209
24/7 PEDIATRIC CARE CENTERS INC		190	18	9%	208
AMERICAN FINNISH NURSING HOME	1	202	5	2%	208
Cross Gardens Care Center		207	1	0%	208
ATLANTIC URGENT CARE		140	68	33%	208
FHMG FLORIDA HOSPITAL MEDICAL GROUP		179	29	14%	208
Life Care Center at Inverrary		205	3	1%	208
DOCTORS MEMORIAL FAMILY MEDICINE	2	142	63	30%	207
UNIVERSITY OF TAMPA INC, THE		207			207
CYPRESS COVE		199	6	3%	205
CENTERSTONE OF FLORIDA☐		191	14	7%	205
HOLISTIX TREATMENT CENTERS		199	6	3%	205
FULGENT GENETICS	2	163	39	19%	204
ARCPPOINT LABS OF SARASOTA MANATEE		131	73	36%	204
CHIPOLA MEDICAL ASSOCIATES, LLC		142	62	30%	204
CORAL REEF NURSING & REHABILITATION CENTER		199	4	2%	203
PORT SAINT LUCIE HOSPITAL		194	9	4%	203
SUPERIOR RESIDENCES OF PANAMA CITY BEACH		197	6	3%	203
HEALTH FIRST - HOLMES REGIONAL MEDICAL CENTER		32	170	84%	202
BROOKDALE ATRIM WAY		198	4	2%	202
Orchid Cove at Sarasota		201	1	0%	202
PATHGROUP LABS LLC		97	105	52%	202
WATSON THERAPEUTICS INC		190	12	6%	202
FIRST CHOICE PRIMARY CARE		158	44	22%	202
GLENRIDGE ON PALMER RANCH,THE		195	7	3%	202
POLK COUNTY HEALTH DEPARTMENT		178	24	12%	202
WIREGRASS DIRECT PRIMARY CARE PLLC☐		170	32	16%	202
Governors Creek Health and Rehabilitation	1	198	2	1%	201
VAMC WEST PALM LAB		5	196	98%	201
NORTH FLORIDA PEDIATRICS PA - DUVAL		174	26	13%	200
FLORIDA KEYS PEDIATRICS & ADOLESCENT CENTER		190	10	5%	200
SOLARIS SENIOR LIVING VERO BEACH		192	7	4%	199
TRENTON MEDICAL CENTER INC DBA PALMS MEDICAL GROUP	4	140	55	28%	199
DISCOVERY VILLAGE AT MELBOURNE		178	21	11%	199
NORTH FLORIDA PEDIATRICS - MARIANNA		163	36	18%	199
LIFE CARE CENTER OF PORT ST. LUCIE		190	9	5%	199
ADVENT HEALTH - CARROLLWOOD	4	169	25	13%	198
LAUREL POINT CARE ACQUISITION LLC DBA SANDGATE GARDENS REHAB AND NURSI		171	27	14%	198
DEPARTMENT OF HEALTH & HUMAN SERVICES		198			198
LAKESIDE NEUROLOGIC		189	9	5%	198
Life Care Center of Punta Gorda	1	186	11	6%	198
WASHINGTON REHAB AND NURSING		189	9	5%	198
FORT PIERCE HEALTH CARE		192	5	3%	197
BOND CLINIC, PA		139	58	29%	197
San Jose Health & Rehabilitation		191	5	3%	196
MACTOWN, INC		194	2	1%	196

COVID-19: testing by laboratory

Data through Feb 3, 2021 verified as of Feb 4, 2021 at 09:25 AM

Data in this report are provisional and subject to change.

The numbers in the table below represent the number of Florida and non-Florida residents for whom test results were received by the Department of Health. A person can be tested by more than one laboratory and can have both positive and negative results. **Therefore, the sum of the numbers in each column will be larger than the total number of people tested.**

Reporting lab	Inconclusive	Negative	Positive	Percent positive	Total
TAVARES PEDIATRICS		166	30	15%	196
Crossbreeze care center		193	2	1%	195
PALM BEACH PEDIATRICS PA	2	175	18	9%	195
ABBIEJEAN RUSSELL CARE CENTER□		195			195
WHITE WILSON MEDICAL IMMEDIATE CARE NICEVILLE		1	194	99%	195
ARCPPOINT LABS OF ST PETERSBURG		118	76	39%	194
NSPIRE HEALTHCARE LAUDERHILL		188	6	3%	194
ADVENT HEALTH CENTRA CARE - DAYTONA BEACH		94	99	51%	193
Consulate Healthcare of West Palm Beach		177	16	8%	193
Bayside Health and Rehabilitation		164	29	15%	193
HERITAGE HEALTHCARE AND REHABILITATION CENTER		188	5	3%	193
BAYVIEW CENTER		188	5	3%	193
STATMED QUICK QUALITY CLINIC AT NORTH PINELLAS		65	127	66%	192
SARAPATH DIAGNOSTICS		93	99	52%	192
Nspire Health Care Kendall		182	10	5%	192
TRINITY REGIONAL REHAB CENTER		177	15	8%	192
HEALTH LINK DIAGNOSTIC LABORATORIES		182	9	5%	191
ADVENTHEALTH EXPRESS CARE AT		142	49	26%	191
CONEY ISLAND HOSPITAL		184	7	4%	191
SARNO EXTENDED HOURS		124	67	35%	191
NEO GENOMICS - FORT MYERS	1	183	6	3%	190
CYPRESS POINT LIVING, LLC		175	14	7%	189
ST MARK VILLAGE		183	5	3%	188
CONSULATE HEALTH CARE OF MELBOURNE		185	3	2%	188
OCEAN REEF MEDICAL CENTER		150	38	20%	188
WOMEN'S CARE FLORIDA LABORATORY		183	5	3%	188
PLANTATION NURSING & REHAB CENTER		186			186
LAKE VIEW CARE CENTER AT DELRAY		180	6	3%	186
BARTON HEALTH ALLIANCE		152	34	18%	186
ADVENT		172	13	7%	185
BOCA RATON REHABILITATION CENTER	4	178	3	2%	185
ANTHEM LAKES LLC		151	34	18%	185
FINLAY CLINICAL LABORATORY INC		36	149	81%	185
INN AT ASTON GARDENS, THE		178	7	4%	185
ST. JAMES BAY HEALTH AND REHABILITATION CENTER		183	1	1%	184
WATERMARK LAKE POINTE WOODS LLC		166	18	10%	184
KR at Hillsborough Lakes/Lutz Healthcare		173	10	5%	183
ADVENT HEALTH CENTRA CARE - WESLEY CHAPEL		13	170	93%	183
THE RESIDENCE AT TIMBER PINES	4	155	24	13%	183
DE LUNA HEALTH AND REHABILITATION CENTER		161	21	12%	182
ARBOR FACILITY INC		182			182
NIGHT LITE PEDIATRICS WINTER GARDEN		144	38	21%	182
Life Care Center of Sarasota		169	12	7%	181
ST PETERSBURG PEDIATRICS-PARK BLVD		161	20	11%	181
TARPON POINT NURSING AND REHABILITATION CENTER		178	3	2%	181
NADAL PEDIATRICS - VICTORIA STREET (3385)		153	28	15%	181
FAMILY EXPRESS URGENT CARE			181	100%	181

COVID-19: testing by laboratory

Data through Feb 3, 2021 verified as of Feb 4, 2021 at 09:25 AM

Data in this report are provisional and subject to change.

The numbers in the table below represent the number of Florida and non-Florida residents for whom test results were received by the Department of Health. A person can be tested by more than one laboratory and can have both positive and negative results. **Therefore, the sum of the numbers in each column will be larger than the total number of people tested.**

Reporting lab	Inconclusive	Negative	Positive	Percent positive	Total
BORLAND GROOVER CLINIC	1	148	32	18%	181
WALGREENS 10670		159	20	11%	179
VETERANS AFFAIRS ORLANDO VA MEDICAL CENTER			179	100%	179
FLORIDA HEALTH CARE PLAN INC		2	177	99%	179
Surrey Place Healthcare and Rehabilitation		176	2	1%	178
PADDOCK RIDGE		175	3	2%	178
BAPTIST HEALTH PRIMARY CARE	1	134	43	24%	178
Heritage Park Rehabilitation & Healthcare		159	18	10%	177
ADVENT HEALTH CENTRA CARE - CARROLLWOOD		5	172	97%	177
LAKELAND REGIONAL HEALTH PABLO		147	29	16%	176
ST PETERSBURG PEDIATRICS-SEMINOLE BLVD		142	34	19%	176
Heartland Healthcare of Ft. Myers	1	175			176
VILLAGES REGIONAL HOSPITAL SURGERY CENTER LLC, THE		139	37	21%	176
GEORGIA DEPARTMENT OF PUBLIC HEALTH	1	5	170	97%	176
Emory L Bennett State Veterans Nursing Home		173	3	2%	176
MEDICAL CONSULTANTS OF FLORIDA LLC	1	142	33	19%	176
Consulate Health Care of St. Petersburg		174	1	1%	175
OAKBROOK HEALTH AND REHABILITATION CENTER	1	160	14	8%	175
The Inn at Sarasota Bay Club		172	2	1%	174
ASTON GARDENS AT PELICAN MARSH		169	5	3%	174
Cross Terrace REhabitation		173	1	1%	174
ORLANDO HEALTH EMERGENCY DEPARTMENT		163	11	6%	174
HOSPICE OF LAKE & SUMTER INC		172	1	1%	173
ADVENT HEALTH CENTRA CARE - APOPKA NORTH		143	30	17%	173
HUNT CLUB PEDIATRIC ASSOCIATES, P.A.		144	29	17%	173
EVENT MED SERVICES LABORATORY		170	3	2%	173
NO FLORIDA PEDIATRICS, PA		148	24	14%	172
LA MER NH LLC		168	4	2%	172
Concordia Village of Tampa AL		168	4	2%	172
The Waterford		170	2	1%	172
CANTERFIELD OF CLAY COUNTY		135	37	22%	172
CORAL GABLES NURSING & REHABILITATION CENTER		162	9	5%	171
WALGREENS 3173		157	14	8%	171
COLONY CLUB ALF,THE		158	13	8%	171
GOOD SAMARITAN SOCIETY OF DELAND		159	10	6%	169
HOSPITAL FOR SPECIAL SURGERY		166	3	2%	169
ADVENT HEALTH - LAKE NONA		144	25	15%	169
ALL SEASONS NAPLES LLC		164	5	3%	169
AMELIA MEDICAL CARE		23	146	86%	169
LCS SANDHILL COVE LLC DBA	6	156	7	4%	169
PANAMA CITY DEVELOPMENTAL CENTER		168			168
ARTHREX MEDICAL CENTER	1	69	98	58%	168
ALLSOUTH URGENT CARE		6	162	96%	168
MATHISON RETIREMENT COMMUNITY, INC	1	159	8	5%	168
EDGEWOOD NURSING CENTER		160	7	4%	167
CANTERFIELD OF OCALA, LLC		156	11	7%	167
PATRIOT MEDICAL LABORATORIES		161	6	4%	167

COVID-19: testing by laboratory

Data through Feb 3, 2021 verified as of Feb 4, 2021 at 09:25 AM

Data in this report are provisional and subject to change.

The numbers in the table below represent the number of Florida and non-Florida residents for whom test results were received by the Department of Health. A person can be tested by more than one laboratory and can have both positive and negative results. **Therefore, the sum of the numbers in each column will be larger than the total number of people tested.**

Reporting lab	Inconclusive	Negative	Positive	Percent positive	Total
URGENT CARE OF THE PALM BEACHES, NORTH PALM BEACH			167	100%	167
LAB CORP	1	94	72	43%	167
MEDIPATH LLC		2	164	99%	166
ADVENT HEALTH CENTRA CARE - TEMPLE TERRACE	1	103	62	37%	166
PONTE VEDRA GARDENS		164	1	1%	165
PRIMECARE OF DOTHAN		114	51	31%	165
ROSECASTLE OF CITRUS		135	30	18%	165
AMA MEDICAL GROUP LLC		137	27	16%	164
VI AT BENTLEY VILLAGE HOME CARE		164			164
DISCOVERY VILLAGE AT NAPLES		147	17	10%	164
DOCTORS MEMORIAL HOSPITAL		44	120	73%	164
YOUR FAMILY WALK-IN CLINIC		13	151	92%	164
TRI COUNTY NURSING HOME		162	1	1%	163
BENDERSON FAMILY SKILLED NURSING AND □		146	17	10%	163
US MEDICAL CARE, INC		146	17	10%	163
VIERA MANOR ASSISTED LIVING RESIDENCE		156	7	4%	163
PALM HARBOR FAMILY PRACTICE & WALK-IN		117	46	28%	163
OSPREY VILLAGE AT AMELIA ISLAND LTD		155	8	5%	163
TUSCAN GARDENS OF VENETIA MANAGEMENT COMPANY		150	13	8%	163
BRADENTON HEALTH CARE		163			163
LAKEVIEW INTERNAL MEDICINE		110	52	32%	162
PLANT CITY PEDIATRICS		136	26	16%	162
SOMERBY LAKE NONA		154	7	4%	161
SANDY PINES	2	141	18	11%	161
FIRST CHOICE PEDIATRICS SEMORAN		80	80	50%	160
TUSCAN GARDENS OF PALM COAST		157	3	2%	160
GLADES HEALTH CARE CENTER		157	3	2%	160
KEYSTONE REHAB		160			160
GREENBRIAR REHABILITATION AND NURSING CENTER	1	159			160
Sunnyside Nursing Home		156	3	2%	159
ARCADIA HEALTH AND REHABILITATION CENTER		100	59	37%	159
BEACON AT GULF BREEZE, THE	2	149	7	4%	158
WUESTHOFF REF LABORATORY			158	100%	158
MEADOWCREST FAMILY PHYSICIANS		97	61	39%	158
CAYUGA MEDICAL CENTER AT ITHACA		153	5	3%	158
EXOSOME DIAGNOSTICS	1	139	17	11%	157
TIMBERRIDGE NURSING HOME & REHAB		123	33	21%	156
BARKLEY PLACE	1	151	4	3%	156
Englewood Healthcare and Rehab		141	15	10%	156
JACKSONVILLE NURSING AND REHAB CENTER		149	6	4%	155
PRUITT HEALTH		153	2	1%	155
COCOA BEACH/ADVENT CENTRA		41	114	74%	155
WOODBRIIDGE FACILITY INC		151	4	3%	155
ST ANTHONYS REHABILITATION HOSPITAL	9	144	2	1%	155
EDWARD J HEALEY REHAB & NURSING CENTER		155			155
UNIVERSITY OF MIAMI		30	125	81%	155
CENTRAL FLORIDA HEALTHCARE GROUP LLC		134	21	14%	155

COVID-19: testing by laboratory

Data through Feb 3, 2021 verified as of Feb 4, 2021 at 09:25 AM

Data in this report are provisional and subject to change.

The numbers in the table below represent the number of Florida and non-Florida residents for whom test results were received by the Department of Health. A person can be tested by more than one laboratory and can have both positive and negative results. **Therefore, the sum of the numbers in each column will be larger than the total number of people tested.**

Reporting lab	Inconclusive	Negative	Positive	Percent positive	Total
CITRUS HEALTH AND REHAB		128	26	17%	154
DIAMOND RIDGE		147	7	5%	154
PALMETTTO FACILITY INC	1	153			154
ARDEN COURTS OF LARGO FL, LLC		141	13	8%	154
GUEST HOUSE OCALA, THE		151	3	2%	154
PRECISION GENETICS, INC		148	4	3%	152
BRIGHTON EGGERT PHARMACY INC		147	5	3%	152
FAWCETT MEMORIAL HOSPITAL-LAB		39	113	74%	152
GENE BY GENE		61	91	60%	152
CSL PLASMA		29	123	81%	152
LEESBURG PEDIATRICS		140	11	7%	151
MIRACLE HILL NURSING & REHABILITATION CENTER INC		146	5	3%	151
LUIS A GHIGLINO MD PA		146	5	3%	151
LABORATORY OF FLORIDA		97	53	35%	150
MID FLORIDA PATHOLOGY LLC MOBILE UNIT #4		102	48	32%	150
ROSECASTLE OF ZEPHRHILLS		148	2	1%	150
THE ARLINGTON OF NAPLES INC.		146	3	2%	149
ZON BEACHSIDE LLC		122	27	18%	149
Chatham Glen Healthcare and Rehabilitation Center		143	6	4%	149
BAY VUE NURSING AND REHABILITATION CENTER		139	10	7%	149
PRECISION HEALTH RESOURCES, LLC	1	133	15	10%	149
SUWANNEE VALLEY NURSING CENTER		137	11	7%	148
ADVANCED MEDICAL GROUP		1	147	99%	148
REFUAH HEALTH CENTER LABORATORY		140	7	5%	147
SOUTH BALDWIN REGIONAL MEDICAL CENTER		138	9	6%	147
GOLD CHOICE SENIOR COMMUNITIES		107	40	27%	147
NEW YORK CITY DEPARTMENT OF HEALTH & MENTAL		118	29	20%	147
NATURE COAST MEDICAL GROUP		60	87	59%	147
GRACE PEDIATRICS		122	25	17%	147
DOCTORS MEMORIAL FAMILY PRACTICE	2	111	33	23%	146
SEAGRASS VILLAGE FLEMING ISLAND		110	36	25%	146
MORSELIFE MEMORY CARE RESIDENCE		138	7	5%	145
ANGELS DIAGNOSTIC GROUP		116	29	20%	145
REGENCY CARE OF BLOUNTSTOWN LLC		135	10	7%	145
BROOKDALE OF SPRING HILL	9	135	1	1%	145
NORTH FLORIDA INTERNAL MEDICINE PA		112	33	23%	145
STERLING HOUSE OF DELAND		144	1	1%	145
NCRNC INC		140	4	3%	144
PALM BEACH COUNTY HEALTH DEPT LAB	4	133	6	4%	143
MOBILE INFIRMARY MED CENTER PATH LAB		128	15	10%	143
JEFFERY WEINZWEIG		2	141	99%	143
PENSACOLA PEDIATRICS, PA		126	17	12%	143
Quail Run Health Care Center		143			143
ADVENTHEALTH CENTRA CARE PONCIANA	1	81	60	42%	142
QUICK CARE MED LLC	1	120	20	14%	141
LAKEVIEW TERRACE RETIREMENT COMMUNITY		124	17	12%	141
PORT ST LUCIE REHABILITATION AND HEALTHCARE		98	43	30%	141

COVID-19: testing by laboratory

Data through Feb 3, 2021 verified as of Feb 4, 2021 at 09:25 AM

Data in this report are provisional and subject to change.

The numbers in the table below represent the number of Florida and non-Florida residents for whom test results were received by the Department of Health. A person can be tested by more than one laboratory and can have both positive and negative results. **Therefore, the sum of the numbers in each column will be larger than the total number of people tested.**

Reporting lab	Inconclusive	Negative	Positive	Percent positive	Total
CHILDREN MED CARE INC		121	20	14%	141
WRIGHTS HEALTH CARE AND REHABILITATION CENTER		111	30	21%	141
VENICE REGIONAL BAYFRONT HEALTH (PULMONARY)		126	15	11%	141
UNITED CLINICAL LABORATORIES		132	9	6%	141
NOVARI CARE LLC		97	44	31%	141
MACCLENNY NURSING AND REHAB		124	16	11%	140
Gulf Coast Healthcare (Longwood Health and Rehab		118	21	15%	139
OAKS OF KISSIMMEE HEALTH AND REHABILITATION CENTER		136	3	2%	139
SUNNY HILLS ALF OF SEBRING INC		128	11	8%	139
POINTE, THE		115	23	17%	138
AMERICAN PATHOLOGY PARTNERS		136	2	1%	138
DAIRY ROAD URGENT CARE		70	68	49%	138
WIMAUMA COMMUNITY HEALTH CENTER		107	31	22%	138
The Crossroads		137	1	1%	138
MILLENNIUM LAB SERVICES			137	100%	137
WORKPLACE SCREENING INTELLIGENCE			137	100%	137
ARDEN COURTS OF SEMINOLE		115	22	16%	137
PPC-LAB EDI ORCHARD BI		129	8	6%	137
MANOR AT BLUEWATER BAY		131	6	4%	137
FAMILY EXTENDED CARE OF CENTRAL TAMPA		120	17	12%	137
BAY COUNTY SHERIFFS OFFICE JAIL FACILITY		121	16	12%	137
ARDEN COURTS OF TAMPA		136	1	1%	137
ADVENT HEALTH CENTRA CARE - CITRUS PARK		9	128	93%	137
ADVENT HEALTH CENTRA CARE - DELAND		28	108	79%	136
ADVENT HEALTH CENTRA CARE - ORANGE CITY	1	53	82	60%	136
PROVIDENCE HOSPITAL LABORATORY		128	8	6%	136
SAMIR EBEID MD		122	14	10%	136
MEDICAL CENTER AT OCEAN REEF,THE		128	8	6%	136
FHMG-FLORIDA HOSPITAL MEDICAL GROUP		113	22	16%	135
BROOKDALE ORANGE PARK		134	1	1%	135
GRAVITY DIAGNOSTICS, LLC		36	99	73%	135
DAYSRING VILLAGE		113	22	16%	135
IRL MARKET LAB ALACHUA		104	31	23%	135
COASTAL INTERNAL MEDICINE		100	35	26%	135
BAY EDUCATORS WELLNESS CENTER		82	53	39%	135
LONGWOOD HEALTH AND REHABILITATION CENTER		125	10	7%	135
SPRINGS AT LAKE POINTE WOODS		133	2	1%	135
AFTER HOURS PEDIATRICS INC	1	1	132	99%	134
ADVANCED MEDICAL CENTER		86	48	36%	134
LabCorp L#09258090 M#09258105		73	60	45%	133
FARAH MEDICAL		123	10	8%	133
FORT WALTON REHABILITATION CENTER		96	37	28%	133
PINNACLES PEDS CARE PA		132			132
GRAVITY DIAGNOSTICS		45	87	66%	132
WEDGEWOOD HEALTHCARE CENTER		92	40	30%	132
THE REHABILITATION CENTER OF LAKE CITY		127	5	4%	132
PEDIATRICS OF GREATER ORLANDO		115	16	12%	131

COVID-19: testing by laboratory

Data through Feb 3, 2021 verified as of Feb 4, 2021 at 09:25 AM

Data in this report are provisional and subject to change.

The numbers in the table below represent the number of Florida and non-Florida residents for whom test results were received by the Department of Health. A person can be tested by more than one laboratory and can have both positive and negative results. **Therefore, the sum of the numbers in each column will be larger than the total number of people tested.**

Reporting lab	Inconclusive	Negative	Positive	Percent positive	Total
DOCTOR'S IN HOUSE LABORATORY		18	113	86%	131
SONATA COCONUT CREEK	2	107	22	17%	131
PHYSICIANS REGIONAL MEDICAL CENTER - PINE RIDGE		19	112	85%	131
THE WELLNESS CENTER AT LAKEWOOD RANCH		43	88	67%	131
INTEGRATED REGIONAL LABORATORIES		119	12	9%	131
CENTRACARE		17	113	87%	130
HEARTLAND PEDIATRICS OF LAKE PLACID PA		112	18	14%	130
BMHSI-AEL MICROBIOLOGY LABORATORY	2	102	25	19%	129
POMPANO REHABILITATION AND NURSING CTR		128			128
VILLAGE PLACE NH LLC		104	24	19%	128
WALGREENS 6221		114	14	11%	128
TRI-COUNTY NURSING HOME		117	11	9%	128
REGENCY PARK		109	18	14%	127
CORE BIO LABS		76	51	40%	127
CHARTER SENIOR LIVING OF PANAMA CITY BEACH		106	21	17%	127
GESSLER CLINIC PA		98	29	23%	127
SHOAL CREEK REHABILITATION CENTER		85	42	33%	127
Nemours Children's Urgent Care		80	46	37%	126
HILLSBOROUGH COUNTY DEVELOPMENTAL CTR	1	117	8	6%	126
PALMS MEDICAL GROUP HIGH SPRINGS		103	23	18%	126
ALL FLORIDA FAMILY AND SPORTS MEDICINE		111	15	12%	126
CLARE BRIDGE OF SARASOTA		125	1	1%	126
CROSSWINDS HEALTH AND REHABILITATION CENTER		125			125
FOUNTAIN INN NURSING & REHABILITATION CTR, INC		119	6	5%	125
CARENOW URGENT CARE - LAKE MARY			125	100%	125
HOLISTIC PEDIATRICS GROUP LLC		107	17	14%	124
MV MEDICAL PRACTICE DBA PRIMARY URGENT CARE		117	7	6%	124
ST PETERSBURG PEDIATRICS-EAST BAY	1	99	24	19%	124
ARBOR GLEN AT ARBOR TRACE	2	113	9	7%	124
LIFE CARE CENTER OF ALTAMONTE SPRINGS		102	22	18%	124
THE CLUB AND REHABILITATION CENTER		123	1	1%	124
SOUTH CAMPUS FACILITY INC		119	5	4%	124
PALM BEACH COUNTY FIREFIGHTERS HEALTH CLINIC, LLC		96	27	22%	123
SUNCOAST URGENT CARE		89	34	28%	123
MANOR CARE OF PALM HARBOR		122	1	1%	123
QUEENS HOSPITAL CENTER		116	7	6%	123
QUOTIENT SCIENCES		77	46	37%	123
ALTAMONTE MD			123	100%	123
ADVENTHEALTH HOSPICE CARE CENTRAL FLORIDA		123			123
GULF COAST MEDICAL CENTER		120	3	2%	123
ISLAND HEALTH AND REHABILITATION CENTER		122	1	1%	123
STEWART MEDICAL GROUP		34	88	72%	122
ADVENT HEALTH CENTRA CARE - BRANDON		31	91	75%	122
TUSCAN ISLE CHAMPIONSGATE OP CO LLC		120	2	2%	122
HUNT CLUB PEDIATRIC ASSOCIATES PA		68	54	44%	122
FLORIDA ATLANTIC UNIVERSITY STUDENT HEALTH		97	25	20%	122
Hampton Court Nursing and Rehabilitation Center		121	1	1%	122

COVID-19: testing by laboratory

Data through Feb 3, 2021 verified as of Feb 4, 2021 at 09:25 AM

Data in this report are provisional and subject to change.

The numbers in the table below represent the number of Florida and non-Florida residents for whom test results were received by the Department of Health. A person can be tested by more than one laboratory and can have both positive and negative results. **Therefore, the sum of the numbers in each column will be larger than the total number of people tested.**

Reporting lab	Inconclusive	Negative	Positive	Percent positive	Total
COQUINA CENTER		119	3	2%	122
WESLEY HAVEN VILLA	1	113	8	7%	122
RITECARE MEDICAL CENTER		73	48	40%	121
PARKVIEW HEALTH		121			121
FLAGLER COUNTY DETENTION CENTER		118	3	2%	121
KINDRED HOSPITAL THE PALM BEACHES		116	5	4%	121
PROVISTA DIAGNOSTICS, INC		117	3	3%	120
RESTORE HEALTH URGENT CARE		55	65	54%	120
FOUNTAINS OF HOPE LLC, THE		119	1	1%	120
Lakeside Nursing and Rehabilitation Center	1	94	25	21%	120
SOUTHLAND SUITES OF ORMOND BEACH	4	116			120
MEYER PEDIATRICS		107	13	11%	120
STERLING HOUSE OF PUNTA GORDA		119	1	1%	120
URGENT CARE TCMA			120	100%	120
DOLPHIN POINTE HEALTH CARE LLC		102	18	15%	120
VIPEDIATRICS PLLC		110	9	8%	119
PALMS FACILITY INC		104	15	13%	119
SURREY PLACE CARE CENTER		113	6	5%	119
DEPARTMENT OF HEALTH BUREAU OF FAMILY		118	1	1%	119
MATHISON RETIREMENT COMMUNITY		114	5	4%	119
BOSTON RED SOX CLUB LP		117	2	2%	119
COASTAL HEALTH AND REHAB		110	8	7%	118
RDX BIOSCIENCE		60	58	49%	118
FLORIDA DEPARTMENT OF HEALTH IN LAKE COUNTY	1	76	41	35%	118
BELVEDERE COMMONS OF FORT WALTON BEACH		107	10	9%	117
NEIGHBORHOOD MEDICAL CENTER		112	5	4%	117
DESOTO PALMS ALF		112	5	4%	117
HAWKINS FAMILY MEDICINE LLC		74	43	37%	117
WILLOW BROOKE COURT AT AZALEA TRACE		117			117
Avante at Melbourne		116	1	1%	117
WHITE-WILSON MEDICAL CENTER - FORT WALTON BEACH		112	5	4%	117
SONATA DELRAY BEACH		109	8	7%	117
CRANE CENTER		88	28	24%	116
SUNY UPSTATE MEDICAL UNIVERSITY		110	6	5%	116
BROOKDALE FORT MYERS THE COLONY		112	4	3%	116
LEE COUNTY SCHOOL DISTRICT	1	108	7	6%	116
TGH URGENT CARE – SEMINOLE			116	100%	116
SUMMERFIELD EMERGENCY ROOM		88	27	23%	115
DB MD		103	12	10%	115
Signature healthcare of Jacksonville		110	5	4%	115
MINUTECLINIC DIAGNOSTIC OF RHODE ISLAND, LLC #729		111	4	3%	115
SUNFLOWER SPRINGS ASSISTED LIVING		105	10	9%	115
CLINICA HISPANA		1	114	99%	115
CARENOW LAKE MARY			115	100%	115
RDV SPORTSPLEX PEDIATRICS		95	20	17%	115
VILLAGE PEDIATRICS LLC		91	23	20%	114
220 GOLDEN, LLC	1	98	15	13%	114

COVID-19: testing by laboratory

Data through Feb 3, 2021 verified as of Feb 4, 2021 at 09:25 AM

Data in this report are provisional and subject to change.

The numbers in the table below represent the number of Florida and non-Florida residents for whom test results were received by the Department of Health. A person can be tested by more than one laboratory and can have both positive and negative results. **Therefore, the sum of the numbers in each column will be larger than the total number of people tested.**

Reporting lab	Inconclusive	Negative	Positive	Percent positive	Total
MILLER BIOCONNECT		95	19	17%	114
WILLOWBROOKE COURT AT ST ANDREWS ESTATES		109	5	4%	114
PHYSICIAN PARTNERS PERRY		53	60	53%	113
TIFFANY HALL NURSING AND REHAB CENTER		104	9	8%	113
ARDEN COURTS OF DELRAY BEACH FL LLC	3	105	5	4%	113
FLORIDA DEPARTMENT OF HEALTH IN TAYLOR COUNTY	1	75	37	33%	113
CABANA AT JENSEN DUNES, THE		110	3	3%	113
DIAGNOSTIC LABORATORY OF OKLAHOMA		89	23	21%	112
SEASIDE HEALTH AND REHABILITATION CENTER		55	57	51%	112
RESEARCH CENTERS OF AMERICA, LLC		91	21	19%	112
KINDRED HOSPITAL-BAY AREA-ST PETERSBURG LAB	1	105	6	5%	112
HARBORCHASE OF VERO BEACH		98	14	13%	112
NORTH FL SOUTH GA HCS-MALCOM RANDALL VAMC			112	100%	112
ARDEN COURTS OF FORT MYERS		109	3	3%	112
ALLIED HEALTH FORT PIERCE		112			112
BROOKDALE COLONIAL PARK	2	109	1	1%	112
WINDERMERE MEDICAL CENTER		108	4	4%	112
TREASURE COAST MEDICAL ASSOCIATES		4	108	96%	112
VILLA MARIA WEST SKILLED NURSING FACILITY		105	7	6%	112
CHEEK AND SCOTT DRUGS INC		89	22	20%	111
HIALEAH SHORES NURSING AND REHAB CENTER		103	8	7%	111
CLEARWATER STATMED QUICK QUALITY CLINICS		37	74	67%	111
HOSPICE OF ST FRANCIS INC☐		107	4	4%	111
AMERICAN HOUSE-BONITA SPRINGS☐		110	1	1%	111
ELAN BUENA VISTA		95	15	14%	110
ISLAND URGENT CARE PLLC DBA AFC URGENT CARE		109	1	1%	110
LAKE HOUSE ASSISTED LIVING		93	17	15%	110
BROOKDALE DESTIN		99	11	10%	110
FINNISH AMERICAN REST HOME-ALF		108	2	2%	110
FAWCETT MEMORIAL HOSPITAL LABORATORY			110	100%	110
WEST COAST FAMILY MEDICAL CARE		83	27	25%	110
FLORIDA HEALTH CARE PLANS INC		1	109	99%	110
BROWARD HEALTH CORAL SPRINGS EPIDEMIOLOGY DEPT		1	109	99%	110
PHYSICIANS REGIONAL CLINIC		82	27	25%	109
IQBAL A FARUQUI MD☐		85	24	22%	109
SEA PINES REHABILITATION HOSPITAL		108	1	1%	109
PROMPT CARE OF CENTRAL FLORIDA			109	100%	109
ADVENT HEALTH - DELTONA ER		76	33	30%	109
MIDWAY PRIMARY CARE, LLC		79	29	27%	108
MG PORT CHARLOTTE II SUBTENANT LLC		97	11	10%	108
EVANS HEALTH CARE		106	2	2%	108
HOBDARI FAMILY HEALTH LLC☐		75	33	31%	108
BAY VIEW HEALTHCARE		85	22	21%	107
MIAMI VA HEALTHCARE SYSTEM			107	100%	107
MONTEFIORE MEDICAL CENTER LABORATORIES - MOSES		98	9	8%	107
NO FLORIDA PEDIATRICS, PA - BRADFORD		90	17	16%	107
GRAND OAKS HEALTH & REHABILITATION		106	1	1%	107

COVID-19: testing by laboratory

Data through Feb 3, 2021 verified as of Feb 4, 2021 at 09:25 AM

Data in this report are provisional and subject to change.

The numbers in the table below represent the number of Florida and non-Florida residents for whom test results were received by the Department of Health. A person can be tested by more than one laboratory and can have both positive and negative results. **Therefore, the sum of the numbers in each column will be larger than the total number of people tested.**

Reporting lab	Inconclusive	Negative	Positive	Percent positive	Total
CITRUS MEMORIAL HOSPITAL			107	100%	107
SEAVIEW NURSING AND REHABILITATION CENTER		106	1	1%	107
PANAMA PHARMACY	3	86	17	16%	106
BROOKDALE LAKE TAVARES		104	2	2%	106
MINUTECLINIC LLC #4987		92	14	13%	106
TGH URGENT CARE – TYRONE		2	104	98%	106
MANORCARE AT LELY PALMS		101	5	5%	106
MAINSTREAM DIAGNOSTIC LABORATORY LLC		91	15	14%	106
HEART OF FLORIDA REGIONAL MED CTR		35	71	67%	106
CHERRY OAK PALM BEACH COUNTY		99	6	6%	105
MEDICAL CONSULTANTS OF FLORIDA DBA	1	90	14	13%	105
HIGHLANDS URGENT CARE			105	100%	105
SMILEY MEDICAL GROUP		77	28	27%	105
NADAL PEDIATRICS		86	18	17%	104
GRANDE, THE	2	98	4	4%	104
EAST NEW YORK DIAGNOSTIC AND TREATMENT		99	5	5%	104
UNIVERSITY MEDICAL CENTER SUITES		91	13	13%	104
ADVENTHEALTH MEDICAL GROUP FAMILY MEDICINE AT		82	22	21%	104
VISTA MANOR		92	12	12%	104
NORTH FLORIDA EVALUATION AND TREATMENT CENTER	2	97	5	5%	104
PREDICTIVE LABORATORIES, INC	1	90	12	12%	103
WELL HEALTH WORKS	1	85	17	17%	103
VITAS HEALTHCARE CORPORATION OF FLORIDA		101	2	2%	103
NAVY HOSPITAL			103	100%	103
MY HEALTHY BLUEPRINT BY BAPTIST HEALTH CARE		82	21	20%	103
MD 365 MEDICAL CARE		102	1	1%	103
PEDIATRIC SPECIALISTS MEDICAL GROUP	1	93	9	9%	103
VENICE REGIONAL MEDICAL CENTER BAYFRONT HEALTH		47	55	54%	102
THREE OAKS PHARMACY INC		94	8	8%	102
Courtyards of Orlando Care Center		96	6	6%	102
CCS - PAUL REIN DETENTION FACILITY		75	27	26%	102
NAVARRE GARDENS LLC		77	24	24%	101
UNIVERSITY HEALTH SYSTEM INC		91	10	10%	101
FAMILY MEDICAL CARE OF PALM BEACH		41	60	59%	101
Summit Medical Group		92	9	9%	101
LODGE HEALTH AND REHABILITATION CENTER, THE		69	31	31%	100
WESTWOOD NURSING & REHAB		68	32	32%	100
THE COURTYARD ASSISTED LIVING		96	4	4%	100
Consulate Health Care of Port Charlotte		98	2	2%	100
TRADITION MEDICAL CENTER LABORATORY		48	52	52%	100
WHITE WILSON MEDICAL CENTER IMMEDIATE CARE		9	90	91%	99
CENTRAL FLORIDA HEALTH CARE		47	52	53%	99
BROOKDALE CAPE CORAL		98			98
WALTON PLACE		98			98
WINDSOR OF LAKEWOOD RANCH,THE		97	1	1%	98
FLORIDA COMMUNITY HEALTH CENTERS INC			98	100%	98
URINEGOODHANDS LLC		96	2	2%	98

COVID-19: testing by laboratory

Data through Feb 3, 2021 verified as of Feb 4, 2021 at 09:25 AM

Data in this report are provisional and subject to change.

The numbers in the table below represent the number of Florida and non-Florida residents for whom test results were received by the Department of Health. A person can be tested by more than one laboratory and can have both positive and negative results. **Therefore, the sum of the numbers in each column will be larger than the total number of people tested.**

Reporting lab	Inconclusive	Negative	Positive	Percent positive	Total
PINELLAS CARE CENTER		71	27	28%	98
CHARLES CROFT MD	1	96	1	1%	98
SEMINOLE COUNTY HEALTH DEPARTMENT		79	19	19%	98
PLAZA OF HALLANDALE BEACH		98			98
SOUTH BALDWIN MEDICAL CENTER GULF SHORES		77	21	21%	98
QUICK CARE MED PL CR		80	18	18%	98
GLOBAL CENTRAL LABS AT PPD	2	88	8	8%	98
HEALTH CENTERS AT BRENTWOOD		96	1	1%	97
North Lake Care Center		96	1	1%	97
MED COMP SCIENCES		1	96	99%	97
LATE HOURS URGENT CARE		58	39	40%	97
WELLOW URGENT CARE PC		97			97
WHITE PLAINS HOSPITAL CENTER LAB		93	4	4%	97
CLARE BRIDGE ORMOND BEACH	1	96			97
MEDICATION ROOMS-CSU/CI NURSE STATION	1	88	7	7%	96
WESTCHESTER MEDICAL CENTER		93	3	3%	96
LANDMARK, THE		48	48	50%	96
MAGNOLIA MEDICAL CLINIC		10	86	90%	96
BAYSHORE MEMORY CARE		96			96
PEDIATRIC ASSOCIATES ORLANDO		82	14	15%	96
SOLARIS SENIOR LIVING OF MERRITT ISLAND		92	3	3%	95
THE TERRACE OF KISSIMMEE		80	15	16%	95
SONNIS PEDIATRICS PA		83	12	13%	95
ARBOR TRAIL		77	18	19%	95
SIGNATURE HEALTHCARE OF PORT CHARLOTTE		88	7	7%	95
CLEVELAND CLINIC FOUNDATION		12	83	87%	95
JPR URGENT MEDICAL CARE		95			95
DEVANSH LAB WERKS INC		79	16	17%	95
CLARE BRIDGE OF CAPE CORAL	1	94			95
CROSS CITY REHABILITATION AND HEALTH CARE CENTER		72	23	24%	95
ST MARK ASSISTED LIVING CENTER	1	82	11	12%	94
DIAGNOSTIC SOLUTIONS		3	91	97%	94
AYERS HEALTH & REHABILITATION CENTER		90	4	4%	94
MY CLINICAL LAB INC		17	77	82%	94
MACADAMS HOME HEALTH AGENCY		93	1	1%	94
PICH KTM CORP DBA MEDTOWN PHARMACY		79	15	16%	94
BIODESIX, INC.		70	24	26%	94
JACKSONVILLE UNIVERSITY		86	8	9%	94
VIERA HOSPITAL			93	100%	93
ADVENTHEALTH MEDICAL GROUP PRIMARY CARE		89	4	4%	93
MARKET STREET VIERA		92	1	1%	93
CONSULATE HEALTH CARE OF SARASOTA	1	92			93
SEMINOLE SPORTS AND FAMILY MEDICINE		83	10	11%	93
SANDY RIDGE CENTER FOR REHABILITATION AND HEALING		71	21	23%	92
ORLANDO LUTHERAN TOWERS ASSISTED LIVING		92			92
PINELLAS COUNTY JAIL			92	100%	92
HURLBURT FIELD CLINIC		39	53	58%	92

COVID-19: testing by laboratory

Data through Feb 3, 2021 verified as of Feb 4, 2021 at 09:25 AM

Data in this report are provisional and subject to change.

The numbers in the table below represent the number of Florida and non-Florida residents for whom test results were received by the Department of Health. A person can be tested by more than one laboratory and can have both positive and negative results. **Therefore, the sum of the numbers in each column will be larger than the total number of people tested.**

Reporting lab	Inconclusive	Negative	Positive	Percent positive	Total
HERON CLUB AT PRESTANCIA		89	2	2%	91
KORGENE LAB	1	23	67	74%	91
CITRUS MEMORIAL HEALTH SYSTEM LAB		2	89	98%	91
DOS OF NORTH SHORES NURSING & REHAB CENTER		91			91
Mt Sinai Aventura			91	100%	91
ADVENT HEALTH CENTRA CARE - WATERMAN		78	13	14%	91
ISLAND DOCTORS		10	81	89%	91
RIDGEWOOD DIAGNOSTIC LABORATORY		87	4	4%	91
KALEIDA HEALTH CENTER FOR LABORATORY		84	6	7%	90
HOSPICE OF THE EMERALD COAST INC - PANAMA CITY	2	83	5	6%	90
AMERICAN FAMILY MEDICAL LLC		58	32	36%	90
KINDRED HOSPITAL MELBOURNE	1	87	2	2%	90
KEYS MEDICAL GROUP			90	100%	90
Cross Landings Health and Rehabilitation		89	1	1%	90
HARBORCHASE OF NAPLES		76	13	15%	89
PEDIATRIC CARE CENTER		89			89
ELLENTON PEDIATRICS PA		80	9	10%	89
QPS, LLC		86	2	2%	88
EMBRY RIDDLE AERONAUTICAL UNIVERSITY HEALTH SERVICES			88	100%	88
GOVERNOR'S CREEK HEALTH & REHABILITATION		87	1	1%	88
MAGNOLIA DIAGNOSTIC		2	86	98%	88
CAREMOUNT MEDICAL - PATHOLOGY		85	3	3%	88
VILLAS OF HOLLY BROOK - BRADENTON 14TH		88			88
AVERO DIAGNOSTICS		64	24	27%	88
IMA MEDICAL GROUP		46	42	48%	88
MIAMI BEACH COMMUNITY HEALTH CENTER		1	87	99%	88
FREEDOM INN AT TARPON SPRINGS		81	7	8%	88
FIRSTCARE CLINIC		40	48	55%	88
JOHN KNOX VILLAGE OF FLORIDA ALF	1	83	3	3%	87
LIFE BRITE		72	15	17%	87
PRIME HEALTH OF NORTH PORT LLC		79	8	9%	87
BRANDON HEALTH AND REHABILITATION CENTER	1	85	1	1%	87
LAKE GIBSON VILLAGE, LLC		84	3	3%	87
CITY OF PORT SAINT LUCIE		80	7	8%	87
ROHR HOME		84	3	3%	87
PACIFIC ANALYTICS			87	100%	87
ADVENT HEALTH - PALM HARBOR ER		64	23	26%	87
BAHIA OAKS LODGE		84	2	2%	86
CRYSTAL RIVER HEALTH & REHAB		86			86
NAPHCARE, INC AT MANATEE COUNTY JAIL		61	25	29%	86
DISCOVERY VILLAGE AT THE FORUM		86			86
MIAMI SHORES NURSING & REHAB		85			85
NORTH FLORIDA SPINE AND WELLNESS		66	19	22%	85
W. FRANK WELLS NURSING HOME		84	1	1%	85
NSPIRE HEALTHCARE TAMARAC		80	5	6%	85
LECONTE MEDICAL CENTER LAB		67	18	21%	85
FLAGLER COLLEGE HEALTH SERVICES		59	26	31%	85

COVID-19: testing by laboratory

Data through Feb 3, 2021 verified as of Feb 4, 2021 at 09:25 AM

Data in this report are provisional and subject to change.

The numbers in the table below represent the number of Florida and non-Florida residents for whom test results were received by the Department of Health. A person can be tested by more than one laboratory and can have both positive and negative results. **Therefore, the sum of the numbers in each column will be larger than the total number of people tested.**

Reporting lab	Inconclusive	Negative	Positive	Percent positive	Total
PEDIATRICS IN BREVARD PA- ROCKLEDGE		54	31	36%	85
STUART LODGE LIVING LLC		61	23	27%	84
SOUTH GEORGIA MEDICAL CENTER		48	36	43%	84
PINES OF SARASOTA GARDEN		84			84
MARTIN ACQUISITION 1 LLC DBA		71	13	15%	84
JUNO DERMATOLOGY LLC		74	10	12%	84
ELMCROFT OF BELLA VITA□		76	8	10%	84
PSL NAPLES BH OPERATIONS, LLC		84			84
HOSPICE OF THE TREASURE COAST		81	3	4%	84
The Grove Health and Rehabilitation		61	23	27%	84
CLYDE E LASSEN STATE VETERANS NURSING HOME		59	25	30%	84
NITE LITE PEDIATRICS – JACKSONVILLE		76	8	10%	84
East Bay Rehabilitation Center		49	34	41%	83
LAFAYETTE NURSING AND REHABILITATION CENTER		81	2	2%	83
J FRANK AVEY MD		65	18	22%	83
SUMMIT MEDICAL GROUP PA		75	8	10%	83
LABCORP EMPLOYER SERVICES		82	1	1%	83
PENNSYLVANIA DEPT OF HEALTH		20	63	76%	83
Peninsula Care and Rehab		71	12	14%	83
LAKE REGIONAL URGENT CARE		4	78	95%	82
CANOPY ON BERRYHILL, THE		51	31	38%	82
KINDRED HOSPITAL - SOUTH FLORIDA		82			82
RIVERSIDE RECOVERY OF TAMPA		81	1	1%	82
Lexington Health and Rehabilitation Center		82			82
ALTERNATIVE LIVING, INC DBA TWIN CITIES PAVILION		80	2	2%	82
LABCORP RTP		32	50	61%	82
LAB		29	53	65%	82
THE PAVILION FOR HEALTH CARE		72	10	12%	82
The Ponce Therapy Care Center		77	4	5%	81
BIO-TECH CLINICAL LABORATORIES		41	40	49%	81
KINDRED HOSPITAL NORTH FLORIDA	3	73	5	6%	81
PALMS EDGE	1	73	6	8%	80
SENIOR LIVING VII TAMPA LLC□	1	70	9	11%	80
MEMORY CARE OF NAPLES		80			80
SUNSHINE GARDENS		79	1	1%	80
ATRIUM AT LIBERTY PARK□		76	4	5%	80
SEVEN HILLS HEALTH AND REHABILITATION CENTER		64	16	20%	80
Crystal Health & Rehab Center		77	3	4%	80
ADVANCED EMURGENT CARE		27	53	66%	80
MCW MENTAL HEALTH LLC		78	2	3%	80
ERIE COUNTY MEDICAL CTR CLINICAL LABS		75	4	5%	79
CARE CENTERS OF NASSAU		76	3	4%	79
MICRO PATH LABORATORIES INC		77	2	3%	79
EDGEWATER AT WATERMAN VILLAGE		78	1	1%	79
GRAND OAKS OF JENSEN BEACH LLC□		79			79
CBS LABS OF TAMPA LLC		3	76	96%	79
SONATA WEST		77	2	3%	79

COVID-19: testing by laboratory

Data through Feb 3, 2021 verified as of Feb 4, 2021 at 09:25 AM

Data in this report are provisional and subject to change.

The numbers in the table below represent the number of Florida and non-Florida residents for whom test results were received by the Department of Health. A person can be tested by more than one laboratory and can have both positive and negative results. **Therefore, the sum of the numbers in each column will be larger than the total number of people tested.**

Reporting lab	Inconclusive	Negative	Positive	Percent positive	Total
VETERANS AFFAIRS MEDICAL CENTER - PALO ALTO		28	51	65%	79
HEALTHPOINT MED GRP OF THE EMERALD COAST LLC		57	22	28%	79
BALMORAL TENANT SERVICES INC	1	43	35	44%	79
BENTON HOUSE AT OAKLEAF		51	28	35%	79
LABFIRST - DEPARTMENT OF PATHOLOGY		76	3	4%	79
CATHOLIC HEALTH SYSTEM DEPT LABORATORY		77	2	3%	79
HIGHLANDS MEDICAL CENTER		75	3	4%	78
HUNTSVILLE HOSPITAL LABORATORY		53	25	32%	78
PANCARE HEALTH GULF COUNTY		54	24	31%	78
WINDSOR OAKS		77	1	1%	78
LAKE MORTON PLAZA□		75	3	4%	78
STONY BROOK UNIVERSITY MEDICAL CENTER		65	13	17%	78
WALGREENS #12673		76	2	3%	78
OPPENHEIMER PLASTIC SURGERY LLC		73	5	6%	78
D PEDIATRICS		73	5	6%	78
ORANGE CITY NURSING AND REHAB		75	2	3%	77
EC OPCO CARROLLWOOD LLC		71	6	8%	77
TRUE NORTH HEALTH NAVIGATION LLC DBA DISPATCHHEALTH	1	60	16	21%	77
Madison Health and Rehabilitation Center		42	35	45%	77
GEORGE SAFRAN MD PC		71	6	8%	77
Centre Pointe Health and Rehabilitation Center		67	10	13%	77
MINUTECLINIC DIAGNOSTIC OF SOUTH CAROLINA, LLC		64	13	17%	77
PLYMOUTH HOME FOR ADULTS, INC.	8	68	1	1%	77
RITE MEDICAL CARE PC		76	1	1%	77
DYNAMIC MEDICAL USA			76	100%	76
CLINICAL PATHOLOGY ASSOCIATES-SONIC REFERENCE LAB		76			76
AVANTE AT OCALA INC		55	21	28%	76
NEW SMYRNA BEACH URGENT CARE			76	100%	76
WHITE WILSON MEDICAL CENTER PA - NAVARRE		3	73	96%	76
S-H THIRTY-FIVE OPCO- PORT ST LUCIE, LLC	1	75			76
DOUGLAS T JACOBSON STATE VETERANS HOME		76			76
HAWTHORN HOUSE□		64	12	16%	76
NORTH PORT REHABILITATION AND NURSING CENTER□		75	1	1%	76
Flagler Health and Rehabilitation		75	1	1%	76
WINDSOR REFLECTIONS		75	1	1%	76
DELAND WELLNESS CENTER			76	100%	76
QUALITY URGENT CARE AND WELLNESS PL	1	44	30	40%	75
JUPITER MEDICAL CENTER URGENT CARE - STUART		49	26	35%	75
MOBILE PHYSICIAN SERVICES INC		67	8	11%	75
BOND CLINIC PA		43	32	43%	75
BROOKDALE JENSEN BEACH□		72	3	4%	75
ADVENTHEALTH EXPRESSCARE		45	30	40%	75
A PLUS PEDIATRICS		63	12	16%	75
PROMEDICA LABORATORIES		21	54	72%	75
ALL MY KIDS PEDIATRICS INC		54	20	27%	74
The Crossings		74			74
NOAH CLINICAL LABORATORY		63	11	15%	74

COVID-19: testing by laboratory

Data through Feb 3, 2021 verified as of Feb 4, 2021 at 09:25 AM

Data in this report are provisional and subject to change.

The numbers in the table below represent the number of Florida and non-Florida residents for whom test results were received by the Department of Health. A person can be tested by more than one laboratory and can have both positive and negative results. **Therefore, the sum of the numbers in each column will be larger than the total number of people tested.**

Reporting lab	Inconclusive	Negative	Positive	Percent positive	Total
HEALTH FIRST - PALM BAY HOSPITAL		2	72	97%	74
PATHWAY PHARMACY		52	22	30%	74
EAST ALABAMA MEDICAL CENTER LABORATORY		62	12	16%	74
PARK OF THE PALMS INC		74			74
MD 365 MEDICAL CARE PLLC		74			74
CONSULATE HEALTH CARE – LAKE MARY		72	1	1%	73
BROOKDALE OVIEDO		71	2	3%	73
AZALEA TRACE PHYSICIAN SERVICES		72	1	1%	73
SCOTT LAKE HEALTH AND REHABILITATION CENTER		71	2	3%	73
A2Z DIAGNOSTICS		72	1	1%	73
PROFESSIONAL URGENT CARE SERVICES		46	27	37%	73
CENTURY CENTER FOR REHABILITATION & HEALING		55	18	25%	73
AMERICAN HOUSE COCONUT POINT		65	8	11%	73
MINNESOTA TWINS		69	4	5%	73
HUNTINGTON HOSPITAL LABORATORY		69	3	4%	72
ESCAMBIA COUNTY JAIL		49	23	32%	72
A COUNTRY PLACE ASSISTED LIVING FACILITY		71	1	1%	72
BROWARD HEALTH MEDICAL CENTER CLINICAL LAB			72	100%	72
HOSPICE OF MARTIN & ST LUCIE, INC		69	3	4%	72
MILLENNIUM PHYSICIAN GROUP LLC		60	12	17%	72
CENTRAL BALDWIN IMMEDIATE CARE & FAMILY PRACTICE		56	16	22%	72
BROWARD HEALTH MEDICAL CENTER		3	69	96%	72
JEFFERSON COUNTY HEALTH DEPARTMENT-MONTICELLO		47	25	35%	72
SIMED LABORATORY		57	15	21%	72
HAVEN OF OUR LADY OF PEACE		72			72
EXPERTUS LABORATORIES INC		24	47	66%	71
CLERMONT URGENT CARE			71	100%	71
WILLISTON PEDIATRICS PA		51	20	28%	71
TUSCAN ISLE OPERATING COMPANY LLC DBA		68	3	4%	71
ADVANCED LAB		67	4	6%	71
AMMON LABS		61	10	14%	71
FLORIDA PEDIATRIC GROUP		27	44	62%	71
PENSACOLA DEVELOPMENTAL CENTER		52	19	27%	71
WALGREENS 9627		65	6	8%	71
STERLING HOUSE OF TALLAHASSEE	3	62	6	8%	71
LONG TERM CARE OF JAY, LLC		50	21	30%	71
CRAIG BERGER MD PL D/B/A BAY AREA EYE INSTITUTE		70			70
CHAMBREL AT ISLAND LAKE		67	3	4%	70
STAR CARE		64	6	9%	70
SUMMIT AT VENICE	2	63	5	7%	70
SUNCOAST COMMUNITY HEALTH CENTERS PEDIATRICS		21	49	70%	70
JACKSON COUNTY HEALTH DEPARTMENT		35	35	50%	70
ARBOR TERRACE SAN JOSE LLC	3	65	2	3%	70
ADVENT HEALTH - LAKE MARY		60	10	14%	70
ASHRAF MEDICAL GROUP PLLC DBA PULSE MD		68	2	3%	70
LAB PLUS, LLC AT SAINT THOMAS WEST HOSPITAL		56	14	20%	70
MEMORIAL MANOR		70			70

COVID-19: testing by laboratory

Data through Feb 3, 2021 verified as of Feb 4, 2021 at 09:25 AM

Data in this report are provisional and subject to change.

The numbers in the table below represent the number of Florida and non-Florida residents for whom test results were received by the Department of Health. A person can be tested by more than one laboratory and can have both positive and negative results. **Therefore, the sum of the numbers in each column will be larger than the total number of people tested.**

Reporting lab	Inconclusive	Negative	Positive	Percent positive	Total
Highlands Regional Hospital		63	7	10%	70
ST VINCENT'S BIRMINGHAM		65	5	7%	70
BEACHES PEDIATRICS PA		65	5	7%	70
SEMINOLE TRIBE OF FLORIDA		53	16	23%	69
HERITAGE HEALTHCARE AND REHABILITATION CENTER		69			69
WATERCREST ST LUCIE WEST	1	65	3	4%	69
SACRED HEART HEALTH SYSTEM INC		46	23	33%	69
USF HEALTH MORSANI CENTER		5	64	93%	69
CP/AIG PENSACOLA DEVELOPMENT LLC		66	3	4%	69
PARKSIDE INN	3	64	2	3%	69
DIATHERIX LABORATORIES		33	35	51%	68
PLANTATION GENERAL HOSPITAL CLINICAL LAB		26	42	62%	68
SAN JOSE SENIOR CARE LLC	1	43	24	35%	68
BAPTIST MEDICAL CENTER SOUTH		53	15	22%	68
AEL- MEMPHIS		17	51	75%	68
Avante at St Cloud, Inc.		66	2	3%	68
DAYSPRING SENIOR LIVING LLC		66	2	3%	68
SUNCOAST OPTIMAL WELLNESS		23	45	66%	68
Oakhurst Center		65	3	4%	68
GENPATH			67	100%	67
ST PETERSBURG PEDIATRICS-SEMINOLE		57	10	15%	67
ASSOCIATED CLINICAL LABORATORIES		60	7	10%	67
APLS SERVICES LLC D/B/A CLEAR DIAGNOSTICS	9	58			67
MEASE MANOR INC		63	4	6%	67
MD LABS		40	27	40%	67
VIERA DEL MAR HEALTH AND REHABILITATION CENTER		63	4	6%	67
ROSECASTLE AT DELANEY CREEK		66	1	1%	67
LAKE HOWELL FAMILY MEDICINE ASSOCIATES		56	11	16%	67
RARITAN BAY PERTH AMBOY		61	6	9%	67
MEDEX MEDICAL EXPRESS OF PALATKA			66	100%	66
NORTH SHORE MEDICAL LABS	1	60	5	8%	66
COOPER FAMILY MEDICAL PLLC		49	17	26%	66
PORT CHARLOTTE REHABILITATION CENTER		56	10	15%	66
ACE BIOMEDICAL LABS LLC		55	11	17%	66
PUBLIC SQUARE PHARMACY LLC		50	15	23%	65
OKEECHOBEE URGENT CARE		17	48	74%	65
ALTAMONTE PEDIATRIC ASSOCIATES		31	34	52%	65
STONY BROOK SOUTHAMPTON		64	1	2%	65
EISENHOWER ARMY MEDICAL CENTER		61	4	6%	65
CL BRUMBACK PRIMARY CARE CLINICS		16	49	75%	65
CATHOLIC HEALTH SERVICES REGIONAL LAB		58	7	11%	65
OAK MANOR NURSING HOME		62	3	5%	65
GV NAPLES OPCO, LLC		64	1	2%	65
INDIGO MANOR		22	43	66%	65
ARDEN COURTS OF LELY PALMS		64	1	2%	65
SUMMER VISTA ASSISTED LIVING		38	27	42%	65
PANIRA HEALTHCARE CLINIC		2	62	97%	64

COVID-19: testing by laboratory

Data through Feb 3, 2021 verified as of Feb 4, 2021 at 09:25 AM

Data in this report are provisional and subject to change.

The numbers in the table below represent the number of Florida and non-Florida residents for whom test results were received by the Department of Health. A person can be tested by more than one laboratory and can have both positive and negative results. **Therefore, the sum of the numbers in each column will be larger than the total number of people tested.**

Reporting lab	Inconclusive	Negative	Positive	Percent positive	Total
JUPITER MEDICAL CENTER URGENT CENTER		45	19	30%	64
LORI MCAULIFFE MD PA		49	15	23%	64
NEMOURS CHILDRENS PRIMARY CARE OVIEDO		51	13	20%	64
NXGEN MDX		20	44	69%	64
BROOKDALE PENSACOLA		63	1	2%	64
JOSEPH L MORSE GERIATRIC CENTER	2	59	3	5%	64
MED EXPRESS		6	58	91%	64
OUT OF STATE		40	24	38%	64
VETERANS AFFAIRS MEDICAL CENTER - GULF COAST		27	37	58%	64
JERICO URGENT CARE		61	3	5%	64
GREENLEAF ALF		63	1	2%	64
WADSWORTH HEALTH CENTER		60	3	5%	63
MISIR DRUGS LLC		51	12	19%	63
APC PEDIATRICS AT RYE ROAD MEDICAL PARK		63			63
MEDI CLINIC SARASOTA INC		62	1	2%	63
F&T MEDICAL RESEARCH, INC		63			63
VIERA HEALTH AND REHABILITATION CENTER		62	1	2%	63
ATMORE COMMUNITY HOSPITAL LABORATORY		44	19	30%	63
EXACT SCIENCES LABORATORIES, LLC		15	48	76%	63
VITAS HEALTHCARE		58	5	8%	63
PANCARE HEALTH - MALONE CLINIC		58	5	8%	63
SANIBEL INTERNAL MEDICINE, LLC		60	3	5%	63
BIG BOCA SMILES LLC		60	2	3%	62
ARBOR TERRACE ORTEGA LLC	1	61			62
BOND CLINIC DR ELDEEB		35	27	44%	62
BAY PINES MEDICAL ASSOCIATES		1	61	98%	62
LENOX HILL HOSPITAL		56	6	10%	62
ISLAND COAST PEDIATRICS		56	6	10%	62
OVERLOOK HOSPITAL LABORATORY		57	5	8%	62
FLORIDA MEDICAL CLINIC LLC		42	20	32%	62
SAMFORD UNIVERSITY HEALTH SERVICES		60	1	2%	61
Winter Park Care and Rehab		60	1	2%	61
ANCHOR CARE AND REHABILITATION CENTER		60	1	2%	61
ST VINCENT'S AMBULATORY CARE INC DBA	2	49	10	16%	61
MINUTECLINIC DIAGNOSTIC OF TEXAS, LLC		54	7	11%	61
AMERICAN FAMILY MEDICAL		48	13	21%	61
ADVENT HEALTH CENTRA CARE - WINTER GARDEN		16	45	74%	61
Stratford Court of Palm Harbor		51	10	16%	61
EMERALD COAST HOSPICE		60	1	2%	61
WASHINGTON REHABILITATION AND NURSING CENTER		51	10	16%	61
FHMG LAKE MARY PEDS		49	12	20%	61
MEASE COUNTRYSIDE HOSPITAL			60	100%	60
MED ONE AT SAINT AUGUSTINE		33	27	45%	60
CRESTVIEW URGENT CARE			60	100%	60
LAKELAND REGIONAL HEALTH		36	24	40%	60
SOMERBY OF SANTA ROSA BEACH		51	9	15%	60
TWIN CREEKS ASSISTED LIVING & MEMORY CARE		57	3	5%	60

COVID-19: testing by laboratory

Data through Feb 3, 2021 verified as of Feb 4, 2021 at 09:25 AM

Data in this report are provisional and subject to change.

The numbers in the table below represent the number of Florida and non-Florida residents for whom test results were received by the Department of Health. A person can be tested by more than one laboratory and can have both positive and negative results. **Therefore, the sum of the numbers in each column will be larger than the total number of people tested.**

Reporting lab	Inconclusive	Negative	Positive	Percent positive	Total
PRIMECARE AT TWIN LAKES		1	58	98%	59
STERLING HOUSE OF WINTER HAVEN		56	3	5%	59
BIOREFERENCE LABORATORIES		6	53	90%	59
MENTAL HEALTH CARE INC		50	9	15%	59
QUALITY URGENT CARE AND WELLNESS		31	28	47%	59
MOOSEHAVEN LIFE CARE CENTER		59			59
GIBBENS FAMILY MEDICAL, LLC		46	13	22%	59
MILLENIUM PHYSICIANS GROUP		1	58	98%	59
NORTH SHORE UNIVERSITY HOSPITAL LABORATORY		53	6	10%	59
FERN PARK DEVELOPMENTAL CENTER		5	54	92%	59
INTERNAL LAB		50	9	15%	59
RITECARE MED CTR H			59	100%	59
WILSON MEMORIAL REGIONAL MEDICAL CENTER		55	4	7%	59
BIOTECH		52	7	12%	59
THE CANOPY AT BERRYHILL		58			58
NORTH FLORIDA PEDIATRICS		48	10	17%	58
BEEHIVE HOMES OF GULF BREEZE		42	16	28%	58
Margate Health and Rehabilitation Center		56	2	3%	58
Golfview Healthcare Center		58			58
MINUTECLINIC DIAGNOSTIC OF OHIO LLC		43	15	26%	58
ARBOR OAKS AT TYRONE	6	52			58
MICHIGAN DEPARTMENT OF HEALTH AND HUMAN SERVICES	1		57	98%	58
LUTHERAN HAVEN ASSISTED LIVING		57			57
HEARTLAND HEALTHCARE AND REHAB CENTER		35	22	39%	57
MALCOM RANDALL DEPT OF VAMC			57	100%	57
ALZHEIMERS CARE CENTER OF VIERA LTD		37	20	35%	57
CORAL GABLES HOSPITAL			57	100%	57
ASCENSION SACRED HEART BAY LABORATORY		54	3	5%	57
PALM BAY URGENT CARE		28	29	51%	57
EMERALD COAST BEHAVIORAL HOSPITAL		53	4	7%	57
KAPG FLEMING ISLAND SENIOR HOUSING OPCO LLC	1	56			57
PARTICLE THEORY LABS		51	5	9%	56
TUKA PEDIATRICS		7	49	88%	56
HORIZON ALF		55	1	2%	56
BAPTIST HEALTH SOUTH FLORIDA - WEST BOCA URGENT CARE		34	22	39%	56
NORTH BEACH REHABILITATION CENTER		55	1	2%	56
LAKELAND REGIONAL HEALTH LAKE MIRIAM		24	32	57%	56
LAKE CITY VA MEDICAL CENTER			56	100%	56
WALGREENS 2941		54	2	4%	56
EAGLES WATCH CLUSTER		47	9	16%	56
TIFFANY HALL NURSING AND REHAB		44	12	21%	56
PHYSICIANS PRIMARY CARE OF SOUTHWEST FLORIDA		39	17	30%	56
MINUTECLINIC DIAGNOSTIC		52	4	7%	56
BURRY'S PHARMACY INC		33	22	40%	55
CALADIUM PEDIATRICS		51	4	7%	55
TURNING POINT OF TAMPA		49	6	11%	55
HEALTH CENTRAL CLINICAL LABORATORY		52	3	5%	55

COVID-19: testing by laboratory

Data through Feb 3, 2021 verified as of Feb 4, 2021 at 09:25 AM

Data in this report are provisional and subject to change.

The numbers in the table below represent the number of Florida and non-Florida residents for whom test results were received by the Department of Health. A person can be tested by more than one laboratory and can have both positive and negative results. **Therefore, the sum of the numbers in each column will be larger than the total number of people tested.**

Reporting lab	Inconclusive	Negative	Positive	Percent positive	Total
SONATA HUNTERS CREEK		47	8	15%	55
HERNANDO COUNTY FIRE RESCUE DISTRICT		25	30	55%	55
WALGREENS 4915		49	6	11%	55
KENDALL REGIONAL MEDICAL CENTER LAB	3		52	95%	55
BAYCARE HEALTH SYSTEMS		2	53	96%	55
STEINHATCHEE FAMILY MEDICAL CENTER□	1	48	6	11%	55
TBI RESIDENTIAL SERVICES, INC.		44	11	20%	55
PREMIER MEDICAL ASSOCIATES ALL FLORIDA LLC		54	1	2%	55
ADVENT HEALTH - PALM COAST		1	54	98%	55
ST FRANCIS HOSPITAL		47	8	15%	55
JACOBI MEDICAL CENTER		51	3	6%	54
AFTER HOURS PEDIATRICS			54	100%	54
KINDRED AT HOME		45	9	17%	54
CINNAMON COVE ALF		53	1	2%	54
MEDRITE URGENT CARE		43	11	20%	54
ST. CLOUD MEDICAL GROUP		54			54
BAY REGIONAL URGENT CARE	1	33	20	37%	54
MINUTECLINIC DIAGNOSTIC OF NORTH CAROL		45	9	17%	54
CERTUS MTD OPCP LLC		52	2	4%	54
JUNIPER VILLAGE AT NAPLES		53	1	2%	54
SARASOTA CO. HEALTH DEPT # 58		40	14	26%	54
PEDIATRIC SERVICES OF AMERICA INC		53	1	2%	54
PEDIATRIC ASSOCIATES AT ARGYLE PA		51	3	6%	54
UNITED LABORATORY SERVICES CORPORATION		38	16	30%	54
CLERMONT HEALTH AND REHAB		40	14	26%	54
HARMONY CLINIC		1	52	98%	53
Osprey Point Nursing Center		51	2	4%	53
FLORIDA MEDICAL CLINIC PA		46	7	13%	53
Summit Medical Group, Pa Dba Citymd		49	4	8%	53
THE PRESERVE AT CLEARWATER		51	2	4%	53
BioReference Laboratories, Inc		6	47	89%	53
CARDIOLOGY AND MEDICINE ASSOCIATES		40	13	25%	53
PALM BAY PEDIATRICS		36	17	32%	53
AU HEALTH		40	13	25%	53
life Care Center of Melbourne		37	16	30%	53
GENESIS DERMATOLOGY		48	4	8%	52
VPA PC LAB		48	4	8%	52
ADVENT HEALTH		49	3	6%	52
SNH BRFL TENANT LLC	2	50			52
CORNERSTONE MEDICAL CARE OF BRANDON PL		47	5	10%	52
FLORIDA HEALTH CARE		7	45	87%	52
AEGIS MEDICAL GROUP		43	9	17%	52
NITE LITE PEDIATRICS - PORT ST. LUCIE		43	9	17%	52
CHILDREN'S HOSPITAL OF ALABAMA		51	1	2%	52
SONATA BOCA RATON		48	4	8%	52
INTERNAL MEDICINE SPECIALIST		46	6	12%	52
HEARTLAND PHARMACY LAKE PLACID, INC		41	11	21%	52

COVID-19: testing by laboratory

Data through Feb 3, 2021 verified as of Feb 4, 2021 at 09:25 AM

Data in this report are provisional and subject to change.

The numbers in the table below represent the number of Florida and non-Florida residents for whom test results were received by the Department of Health. A person can be tested by more than one laboratory and can have both positive and negative results. **Therefore, the sum of the numbers in each column will be larger than the total number of people tested.**

Reporting lab	Inconclusive	Negative	Positive	Percent positive	Total
ST PETERSBURG PEDIATRICS-MLK JUNIOR BLVD		46	6	12%	52
MEDLOGIC LABORATORIES		3	49	94%	52
FINLAY CLINICAL LABORATORY		20	31	61%	51
ALEXANDER NININGER STATE VETERANS		51			51
BOND AND STEELE CLINIC, PA		42	9	18%	51
AVANTE ST CLOUD		48	3	6%	51
APOLLOMDX LABS		29	22	43%	51
BARRY UNIVERSITY STUDENT HEALTH SERVICES		37	14	27%	51
BISHOP GRADY VILLAS		50	1	2%	51
L&S SENIOR CARE DBA ARCADIA OAKS	1	49	1	2%	51
GULFVIEW MEDICAL INSTITUTE		51			51
GOOD HEARTS COVID TESTING		8	43	84%	51
TROY REGIONAL MEDICAL CENTER		40	11	22%	51
HAZELDEN FLORIDA		49	2	4%	51
TITUSVILLE FAMILY PRACTICE		16	35	69%	51
TRINITY AL SENIOR HOUSING LLC□		45	6	12%	51
CAN COMMUNITY HEALTH		50	1	2%	51
SOMERSET			51	100%	51
GATEWAY CARE CENTER		50	1	2%	51
WEST VOLUSIA FAMILY AND SPORTS MEDICINE		50	1	2%	51
SH HERON EAST LLC□		41	10	20%	51
BROOKDALE CENTRE POINTE	1	50			51
BETHUNE-COOKMAN UNIVERSITY		32	18	36%	50
THOMAS INTERNAL MEDICINE		42	8	16%	50
PALM RIVER COMMUNITY HEALTH CENTER		45	5	10%	50
ADVENT HEALTH - TIMBERRIDGE ER		42	8	16%	50
PANCARE HEALTH - JACKSON COUNTY		39	11	22%	50
ALLIANCE PEDIATRICS		24	26	52%	50
PENNSYLVANIA DEPARTMENT OF HEALTH BUREAU OF LABORATORIES			50	100%	50
ORCHID COVE AT DAYTONA		45	5	10%	50
ADVENT HEALTH CENTRA CARE - EAST ORLANDO		21	29	58%	50
GENEDX		37	13	26%	50
CVS		7	43	86%	50
ARIZONA DEPARTMENT OF HEALTH SERVICES			50	100%	50
BUECHELE DENTAL PA DBA CLERMONT FAMILY DENTISTRY		41	9	18%	50
SOFT CELL LABORATORIES		45	4	8%	49
UNIVERSTIY CENTER MEDICAL LLC DBA	1	45	3	6%	49
TREASURE COAST FORENSIC TREATMENT CTR		28	21	43%	49
USF		1	48	98%	49
SUPERIOR RESIDENCES OF LECANTO		34	15	31%	49
VALENCIA HOUSE ALF		49			49
COOPER FAMILY MEDICAL, PLLC		40	9	18%	49
SARATOGA HOSPITAL LABORATORY		44	5	10%	49
MARQUIS LABS, LLC		49			49
SOLARIS SENIOR LIVING NORTH NAPLES		48	1	2%	49
SOUTHEAST ALABAMA MEDICAL CENTER			49	100%	49
INN AT ASTON GARDENS AT PELICAN POINTE,THE		45	4	8%	49

COVID-19: testing by laboratory

Data through Feb 3, 2021 verified as of Feb 4, 2021 at 09:25 AM

Data in this report are provisional and subject to change.

The numbers in the table below represent the number of Florida and non-Florida residents for whom test results were received by the Department of Health. A person can be tested by more than one laboratory and can have both positive and negative results. **Therefore, the sum of the numbers in each column will be larger than the total number of people tested.**

Reporting lab	Inconclusive	Negative	Positive	Percent positive	Total
ALLEGRO		47	2	4%	49
ADVENT HEALTH - MOUNT DORA		9	40	82%	49
FHMG- FLORIDA HOSPITAL MEDICAL GROUP		38	10	21%	48
NORTHBROOK CENTER FOR		47	1	2%	48
COURTYARD GARDENS OF JUPITER		48			48
INTERNAL MEDICINE ASSOCIATES PA		44	4	8%	48
HEALTH FIRST - CAPE CANAVERAL HOSPITAL		1	47	98%	48
GULFCOAST PEDIATRICS		44	4	8%	48
CAREMED INTERNAL MEDICINE		30	18	38%	48
INN AT THE FOUNTAINS, THE		34	14	29%	48
NORTH FLORIDA MEDICAL CENTER		44	4	8%	48
BAY CENTER HURRICANE SHELTER		48			48
DOH		23	25	52%	48
BERNHARDT LABORATORIES	1	11	36	75%	48
EXPRESS DOCS LLC			48	100%	48
PREMIER MEDICAL ASSOCIATES		46	2	4%	48
RAINBOW PEDIATRICS PC LLC / BREAKFAST POINT		38	10	21%	48
NAPLES PEDIATRICS INC		43	5	10%	48
BIOIQ			48	100%	48
ROCHESTER GENERAL HOSPITAL LABORATORY		44	4	8%	48
HIALEAH HOSPITAL RESPIRATORY DEPT			48	100%	48
GRAND OAKS OF PALM CITY LLC	1	41	6	13%	48
TRADITIONAL HOME HEALTH OF PALM BEACH INC		47	1	2%	48
NAVARRE GARDENS		41	6	13%	47
FLORIDA HEALTH CARE DELAND			47	100%	47
BARNES HEALTHCARE OF FLORIDA LLC		44	3	6%	47
Jupiter Medical Center Pavilion		46	1	2%	47
FLORIDA DEPARTMENT OF HEALTH IN WALTON COUNTY		37	10	21%	47
CAPE REGIONAL MEDICAL CENTER		45	2	4%	47
PEDIATRIC CARE CENTER- JACKSONVILLE BEACH		19	28	60%	47
INTERLAB		1	46	98%	47
MINUTECLINIC DIAGNOSTIC OF NORTH CARO		42	5	11%	47
PUTNAM COUNTY SHERIFFS OFFICE		41	6	13%	47
VITAS HEALTHCARE CORP OF FLORIDA		47			47
POPLAR HEALTHCARE PLLC	1	11	34	74%	46
H LEE MOFFITT CANCER CENTER MICRO		46			46
ROCKLEDGE REGIONAL MEDICAL CENTER		30	16	35%	46
ADVENT HEALTH MEDICAL GROUP OB GYN AT		40	6	13%	46
WEST ISLIP URGENT CARE		43	3	7%	46
LITTLE NECK URGENT CARE		44	2	4%	46
EAST MANATEE FAMILY	1	1	44	96%	46
MINUTECLINIC DIAGNOSTIC OF SOUTH CARO		37	9	20%	46
GRAND ST PAUL CVS		46			46
ADVENT HEALTH - WESTCHASE ER		38	8	17%	46
THE TERRACE OF JACKSONVILLE		3	43	93%	46
PREMIER PLACE HEALTHCARE AT THE GLENVIEW		46			46
HARTFORD HEALTH SERVICES LLC		46			46

COVID-19: testing by laboratory

Data through Feb 3, 2021 verified as of Feb 4, 2021 at 09:25 AM

Data in this report are provisional and subject to change.

The numbers in the table below represent the number of Florida and non-Florida residents for whom test results were received by the Department of Health. A person can be tested by more than one laboratory and can have both positive and negative results. **Therefore, the sum of the numbers in each column will be larger than the total number of people tested.**

Reporting lab	Inconclusive	Negative	Positive	Percent positive	Total
COLLIER BLVD HMA PHYSICIAN MANAGEMENT LLC		46			46
KAPG ST AUGUSTINE SENIOR HOUSING OPCO LLC		37	9	20%	46
METROPOLITAN HOSPITAL CENTER		43	3	7%	46
WINTER GARDEN REHAB AND NURSING CENTER		41	4	9%	45
TOWERS HOME CARE☐		42	3	7%	45
SOUTHPORT SQUARE HARBOUR HEALTH		45			45
UNIVERSITY OF CENTRAL FLORIDA HEALTH SERVICES		45			45
MENORAH HOUSE		44	1	2%	45
NOMI HEALTH LAB SERVICES LLC		3	42	93%	45
DAVID POSNACK JEWISH DAY SCHOOL		45			45
REDI-MED WALK-IN FAMILY CARE			45	100%	45
ST CLOUD PHYSICIAN MANAGEMENT LLC DBA ST CLOUD		27	18	40%	45
MOBILE DOC FL, LLC		29	16	36%	45
ADVENT HEALTH EXPRESS CARE		4	40	91%	44
QHC UPSTATE MEDICAL PC		36	8	18%	44
ALLIANCE OF PHYSICIANS AGAINST COVID-19			44	100%	44
GENTIVA HEALTH SERVICES CERTIFIED INC		41	3	7%	44
PEDIATRICS OF CENTRAL FLORIDA – SAINT CLOUD	2	40	2	5%	44
NEOGENOMICS LABORATORIES INC		44			44
STUART URGENT CARE			44	100%	44
PRECISION HEALTH SOLUTIONS LAB		9	35	80%	44
CENTRAL FLORIDA HEALTH CARE INC		2	42	95%	44
ATRIA PARK OF LAKE FOREST (WG HERITAGE LF LLC)		43	1	2%	44
FLORIDA HOSPITAL		27	16	37%	43
CITYMD OF MANAHAWKIN		41	2	5%	43
LAKE MARY KIDS CENTRA CARE		33	10	23%	43
GOLDEN POND COMMUNITIES		43			43
PRINCETON VILLAGE☐		39	4	9%	43
RADIOLOGY ASSOCIATES OF VENICE AND ENGLEWOOD		41	2	5%	43
Guardian Care Nursing and Rehabilitation Center		43			43
DELCARE PA		34	9	21%	43
MID FLORIDA PRIMARY CARE PA		31	12	28%	43
FAMILY EXTENDED CARE OF WINTER HAVEN		41	2	5%	43
LARA HEALTH AND WELLNESS CENTER LLC		43			43
PATRICK AIR FORCE BASE		3	40	93%	43
LEVY COUNTY DEPARTMENT OF HEALTH		31	12	28%	43
WALGREENS #10373		42	1	2%	43
Palms at Ponte Vedra Assisted Livning and Memory Care		42	1	2%	43
BRANCH MEDICAL CLINIC			43	100%	43
BLISS HEALTHCARE SERVICES		24	19	44%	43
LAKE WALES OPERATING GROUP LLC		39	4	9%	43
UNIVERSITY OF WEST FLORIDA, THE		42			42
ECOLAB GROUP		8	34	81%	42
LINCOLN MEDICAL AND MENTAL HEALTH CENTER		40	2	5%	42
Citymd Of Toms River		36	6	14%	42
Atlantic Shore Nursing and Rehab		42			42
ROSECASTLE OF JACKSONVILLE LLC		41	1	2%	42

COVID-19: testing by laboratory

Data through Feb 3, 2021 verified as of Feb 4, 2021 at 09:25 AM

Data in this report are provisional and subject to change.

The numbers in the table below represent the number of Florida and non-Florida residents for whom test results were received by the Department of Health. A person can be tested by more than one laboratory and can have both positive and negative results. **Therefore, the sum of the numbers in each column will be larger than the total number of people tested.**

Reporting lab	Inconclusive	Negative	Positive	Percent positive	Total
WOLFF CTR FOR CHILD & ADOLESCENT HEALTH PLLC,THE		26	16	38%	42
TGH URGENT CARE POWERED BY FAST TRACK			42	100%	42
CAREATC CITY OF TAMPA		32	10	24%	42
CDR MAGUIRE INC	1	7	34	81%	42
MAUREEN OROURKE-FUTEY			42	100%	42
CLINICAL LABORATORY		42			42
PHILLIPPE RIDGE		29	12	29%	41
LABCORP BURLINGTON		17	24	59%	41
ADVENT HEALTH - LAKE WALES		29	12	29%	41
FLORIDA HOSPITAL NEW SMYRNA		4	37	90%	41
FHMG_CTR FOR SENIOR HEALTH		36	5	12%	41
SOS MOBILE MEDICAL CARE LLC		31	10	24%	41
BRONX LEBANON HOSPITAL-MEDICAL CENTER		37	4	10%	41
MAIMONIDES-SHALOM ACADEMY, INC		40	1	2%	41
NIGHT LITE PEDIATRICS CENTER LLC		9	32	78%	41
WALGREENS 3145		38	3	7%	41
SOUTH LAKE PEDIATRICS		39	2	5%	41
NEW YORK PRESBYTERIAN - QUEENS DIAGNOSTIC		40	1	2%	41
PEDIATRICS OF CENTRAL FLORIDA KISSI		33	8	20%	41
FAST PACE MEDICAL CLINIC, PLLC		35	5	13%	40
BETHESDA HEALTH URGENT CARE		3	37	93%	40
ARDEN COURTS OF SARASOTA		24	16	40%	40
DOH-WEST PALM BEACH BRANCH LABORATORY		2	38	95%	40
URGENT CARE & WELLNESS CENTER		10	30	75%	40
LINCOLN DIAGNOSTIC LAB		38	2	5%	40
Baldwin Pediatrix		37	3	8%	40
PACIFICA SENIOR LIVING OCALA		35	5	13%	40
CAPITAL REGIONAL MEDICAL CENTER		2	38	95%	40
FIRST CHOICE URGENT CARE		10	30	75%	40
CLINICAL PATHOLOGY LABORATORIES, INC		40			40
PALM BAY HOSPITAL			40	100%	40
PRIDE DIAGNOSTICS		24	16	40%	40
LONGLEAF DIAGNOSTIC LABORATORIES		11	28	72%	39
CENTRA CARE – LAKE NONA		3	36	92%	39
BARNETT PARK☐			39	100%	39
TOTAL CARE PLUS LLC			39	100%	39
CLINICAL RESEARCH SEQUENCING PLATFORM		8	31	79%	39
PROMEDICA SENIOR LIVING		38	1	3%	39
ABBOTT DIAGNOSTICS		25	14	36%	39
PRACTICE MANAGEMENT OF AMERICA, INC.		7	32	82%	39
ERDOX		37	2	5%	39
EC OPCO PENSACOLA, LLC		38	1	3%	39
HOME CARE PHARMACY		39			39
LIFESTREAM BEHAVORIAL CENTER		22	17	44%	39
NEXT MOLECULAR ANALYTICS		9	30	77%	39
JUNIPER VILLAGE AT CAPE CORAL		34	5	13%	39
MEDEX MEDICAL EXPRESS OF PALATKA LLC			39	100%	39

COVID-19: testing by laboratory

Data through Feb 3, 2021 verified as of Feb 4, 2021 at 09:25 AM

Data in this report are provisional and subject to change.

The numbers in the table below represent the number of Florida and non-Florida residents for whom test results were received by the Department of Health. A person can be tested by more than one laboratory and can have both positive and negative results. **Therefore, the sum of the numbers in each column will be larger than the total number of people tested.**

Reporting lab	Inconclusive	Negative	Positive	Percent positive	Total
CEDAR CREEK AT KINGS BAY INC		39			39
LOURDES HOSPITAL INC		37	2	5%	39
BAY COUNTY JAIL ANNEX		34	5	13%	39
NORTH CENTRAL BRONX HOSPITAL		37	2	5%	39
BENTON HOUSE OF ST. JOHNS		36	2	5%	38
FLORIDA DEPARMENT OF HEALTH CLAY COUNTY		25	13	34%	38
AUTUMN OF SARASOTA		12	26	68%	38
UNIVERSITY OF ALABAMA		35	3	8%	38
SAN CARLOS PHARMACY		34	4	11%	38
SURFSIDE URGENT CARE		26	12	32%	38
CENTRAL FLORIDA PEDIATRICS		13	25	66%	38
MISSION OAKS ASSISTED LIVING□		36	2	5%	38
CCRC @ SUNFLOWER LLC		35	3	8%	38
ADVENTIST HEALTH SYSTEM FLORIDA		26	12	32%	38
BOND CLINIC, PA		9	29	76%	38
MOLECULAR DIAGNOSTICS		5	33	87%	38
PANCARE HEALTH - FREEPORT CLINIC SUITE B		31	7	18%	38
MICHAEL AKPEKE MD		29	9	24%	38
Gabisa Medical LLC		38			38
HOMEWOOD RESIDENCE AT FREEDOM PLAZA		37	1	3%	38
FELICIDAD MEDICAL CENTER			38	100%	38
MINUTECLINIC DIAGNOSTIC OF KANSAS, PA		32	6	16%	38
ONE MILO		37			37
MORTON PLANT			37	100%	37
FAMILY EXTENDED CARE OF SEBRING INC		35	2	5%	37
HR SARASOTA OPERATOR LLC		25	12	32%	37
PATHOGENIUS LABORATORIES		30	7	19%	37
THE COLLIER AT NAPLES		36	1	3%	37
CONNECTICUT DEPARTMENT OF HEALTH		22	15	41%	37
ISLAND URGENT CARE PLLC		36	1	3%	37
RAPID RELIABLE TESTING NY LLC		33	4	11%	37
University Hills health and Rehabilitation		27	10	27%	37
PERSONAL PEDIATRICS		32	5	14%	37
PONCE THERAPY CARE CENTER		34	3	8%	37
SPRING MANOR ASSISTED LIVING		37			37
BRIDGEVIEW CENTER LLC□		27	10	27%	37
STEWART MEDICAL GROUP, INC		21	16	43%	37
PLAINVIEW URGENT CARE		35	2	5%	37
BOULEVARD REHABILITATION CENTER		24	13	35%	37
NORTHWELL HEALTH PLAINVIEW HOSPITAL LABORATORY		28	9	24%	37
HOLZER HEALTH CENTER		5	32	86%	37
MINUTE CLINIC INCORPORATE		30	6	17%	36
ACCURATE DIAGNOSTIC LAB		35	1	3%	36
SAFARI PEDIATRICS PA		35	1	3%	36
BVL/LITTLE ANGEL PEDIATRICS		36			36
TAYLORVILLE FAMILY MEDICINE		29	7	19%	36
ROYAL PALM SENIOR RESIDENCE		36			36

COVID-19: testing by laboratory

Data through Feb 3, 2021 verified as of Feb 4, 2021 at 09:25 AM

Data in this report are provisional and subject to change.

The numbers in the table below represent the number of Florida and non-Florida residents for whom test results were received by the Department of Health. A person can be tested by more than one laboratory and can have both positive and negative results. **Therefore, the sum of the numbers in each column will be larger than the total number of people tested.**

Reporting lab	Inconclusive	Negative	Positive	Percent positive	Total
CITRUS COUNTY HEALTH DEPARTMENT		33	3	8%	36
HERNANDO ENDOSCOPY AND SURGERY CENTER		28	8	22%	36
INNOVATION CLINICAL TRIALS, INC			35	100%	35
WUESTHOFF MEMORIAL HOSPITAL			35	100%	35
ST AUGUSTINE PEDIATRIC ASSOC		31	4	11%	35
IRL		4	31	89%	35
TERRACE AT HOBE SOUND, THE	1	31	3	9%	35
NEUROINTERNATIONAL SARASOTA		32	3	9%	35
ADVENT HEALTH - FISH MEMORIAL		2	33	94%	35
SOUTHERN LABORATORY		10	25	71%	35
MARIANNA HEALTH AND REHABILITATION CENTER		34	1	3%	35
WEST		21	14	40%	35
P23 LABS		35			35
IMA MEDICAL GROUP POINCIANA		14	21	60%	35
ERIC C MRSHAL, MD, PC #1842		33	2	6%	35
DEVELOPMENTAL DISABILITIES DEFENDANT PROGRAM		33	2	6%	35
UNION MEDICAL CARE PLLC		35			35
BAYSHORE PATHOLOGY CONSULTANTS PA		34	1	3%	35
BIOFIRE		7	27	79%	34
PARAMOUNT WALK-IN CLINIC		1	33	97%	34
S-H THIRTY FIVE OPCO - LUTZ, LLC		33	1	3%	34
PATRICK MANOR INCORPORATED		34			34
COLLIER HMA PHYSICIAN MANAGEMENT LLC		26	8	24%	34
NORTH FLORIDA / SOUTH GEORGIA VETERANS HEALTH SYSTEM			34	100%	34
POARCH BANC CREEK INDIANS TRIBAL HEALTH DEPARTMENT			34	100%	34
MINUTECLINIC DIAGNOSTIC OF NEW JERSEY		28	6	18%	34
PREMIER COMMUNITY HEALTHCARE GROUP INC		33	1	3%	34
REDI-MED WALK IN FAMILY CLINIC			34	100%	34
LONG TERM CARE OF GULF BREEZE LLC		30	4	12%	34
RASHDA ALBIBI M.D. P.A.		31	3	9%	34
INSTITUTE OF PATHOLOGY KINGS COUNTY		33	1	3%	34
WG EVERGREEN WOODS SH LLC		34			34
PARKSIDE HEALTH AND REHABILITATION CENTER			34	100%	34
CROSSROADS URGENT CARE		20	14	41%	34
CSL PLASMA INC		7	27	79%	34
TUSCAN GARDENS OF DELRAY BEACH MANAGEMENT COMPANY,		34			34
MORTON PLANT HOSPITAL NURSING			34	100%	34
THE MERIDIAN AT BOCA RATON	1	33			34
STAT ONE URGENT CARE CENTER		2	32	94%	34
BELVEDERE COMMONS OF SUN CITY CENTER		34			34
ENCOMPASS HEALTH REHABILITATION HOSPITAL OF LARGO		31	3	9%	34
S-H THIRTY FIVE OPCO - ORANGE CITY, LLC		25	9	26%	34
BOND CLINIC		3	30	91%	33
GREENRIDGE GROUP HOME	3	11	19	58%	33
VIP WALK IN CLINIC		19	14	42%	33
PHYSICIAN ASSOCIATES LLC		26	7	21%	33
Kensington Gardens		33			33

COVID-19: testing by laboratory

Data through Feb 3, 2021 verified as of Feb 4, 2021 at 09:25 AM

Data in this report are provisional and subject to change.

The numbers in the table below represent the number of Florida and non-Florida residents for whom test results were received by the Department of Health. A person can be tested by more than one laboratory and can have both positive and negative results. **Therefore, the sum of the numbers in each column will be larger than the total number of people tested.**

Reporting lab	Inconclusive	Negative	Positive	Percent positive	Total
AYERS NURSING AND REHABILITATION CENTER		33			33
AHSE ROP		32	1	3%	33
ATRIA WILLOW WOOD		32	1	3%	33
METRO KNOXVILLE HMA		25	8	24%	33
LONG ISLAND JEWISH MED CTR		30	3	9%	33
JENNIFER J CHIAVETTA-GRLSANTI DC		24	9	27%	33
KINDRED HOSPITAL CENTRAL TAMPA BLOOD GAS	1	30	2	6%	33
ANDALUSIA HEALTH		16	17	52%	33
PREMISE HEALTH MIA		1	32	97%	33
ST. MARYS MEDICAL CENTER		1	32	97%	33
PRMG - EAST NAPLES		23	10	30%	33
325TH MEDICAL GROUP		33			33
MAINSTREET FAMILY URGENT CARE		1	32	97%	33
HOLY NAME HOSPITAL LABORATORY		32	1	3%	33
SANFORD MOBILE LAB PGA TOUR		32	1	3%	33
PHOSPHORUS DIAGNOSTICS		27	6	18%	33
STETSON UNIVERSITY STUDENT HEALTH CENTER		3	30	91%	33
CALHOUN COUNTY HEALTH DEPT		13	20	61%	33
WG BAYPOINT VILLAGE SH LLC		33			33
NICEVILLE URGENT CARE		2	31	94%	33
UNIVERSITY HOSPITAL		28	5	15%	33
GRAMERCY PARK URGENT CARE		32	1	3%	33
MEDCOMP SCIENCES			33	100%	33
ROYAL CARE OF AVON PARK		30	3	9%	33
PECONIC BAY MEDICAL CENTER LABORATORY		24	8	25%	32
IPSUM DIAGNOSTICS		3	29	91%	32
OPIS COQUINA CENTER		32			32
JACKSON HEALTH SYSTEM		1	31	97%	32
VETERANS HOME			32	100%	32
CAMPBELL URGENT CARE			32	100%	32
KEYSTYLE LIVING LLC	1	30	1	3%	32
VETERAN AFFAIRS MEDICAL CENTER - JAMES J PETERS		30	2	6%	32
PORT SAINT JOHN FAMILY PRACTICE		20	12	38%	32
JOHN KNOX VILLAGE OF CENTRAL FLORIDA		28	4	13%	32
AVALON PARK RETIREMENT RESIDENCE		31	1	3%	32
THE GOOD SHEPARDS OF DELAND-WEST		32			32
Heartland Health Care Center North Sarasota		18	14	44%	32
MINUTECLINIC DIAGNOSTIC OF RHODE ISLAND, LLC #1544		31	1	3%	32
CVS MINUTE CLINIC		1	31	97%	32
WESTMINSTER ST AUGUSTINE		32			32
LEE MEMORIAL HEALTH SYSTEM HEALTH FAIR		29	3	9%	32
CDR MAGUIRE - MIAMI BEACH CC MISSION 17388		2	30	94%	32
NIGHT LITE PEDIATRICS URGENT CARE CENTER			32	100%	32
MOBILE MEDICAL ASSOCIATES PL		9	23	72%	32
VILLAGE ON THE ISLE☐		27	5	16%	32
NORTH CAROLINA DEPARTMENT OF HEALTH & HUMAN SERVICES	1		31	97%	32
HARMONY HEALTH OPCO, LLC		15	17	53%	32

COVID-19: testing by laboratory

Data through Feb 3, 2021 verified as of Feb 4, 2021 at 09:25 AM

Data in this report are provisional and subject to change.

The numbers in the table below represent the number of Florida and non-Florida residents for whom test results were received by the Department of Health. A person can be tested by more than one laboratory and can have both positive and negative results. **Therefore, the sum of the numbers in each column will be larger than the total number of people tested.**

Reporting lab	Inconclusive	Negative	Positive	Percent positive	Total
MICHAEL J D'AMBROSE MD PA		29	2	6%	31
REGENCY PARK ASSISTED LIVING FACILITY		29	2	6%	31
CARE 4 U MANAGEMENT, INC			31	100%	31
TRADITIONAL HOME CARE INC		30	1	3%	31
COMPLETE HOME CARE OF THE PALM BEACHES LLC		29	2	6%	31
SOUTHSIDE HOSPITAL NORTHWELL HEALTH LABORATORY		27	4	13%	31
SILVER LAKE PEDIATRICS PA		27	4	13%	31
BRP SH OPCO LLC		31			31
SIGNATURE HEALTHCARE OF ORANGE PARK		28	3	10%	31
COLLIER ANESTHESIA PAIN LLC		31			31
LabCorp L#09258130 M#09258125		12	19	61%	31
BROOKDALE CANOPY OAKS			31	100%	31
DISCOVERY COMMONS AT BRADENTON		31			31
AMEERAH LABS			30	100%	30
HERITAGE WATERSIDE		27	3	10%	30
AMERICAN ESOTERIC LABORATORIES		15	15	50%	30
ADVENT HEALTH PRIMARY CARE PLUS, WINTER GARDEN		26	4	13%	30
LAKELAND REGIONAL HEALTH GATEWAY CENTER		7	23	77%	30
ORANGE PARK PEDIATRICS		24	6	20%	30
NIGHT LITE PEDIATRIC CENTER		10	20	67%	30
Okeechobee Health Care Facility		16	14	47%	30
CLINCLOUD, LLC			30	100%	30
Consulate Health Care of Orange Park		27	3	10%	30
HIGHLANDS LAKE CENTER		27	3	10%	30
WAVE CREST HEALTH AND REHABILITATION CENTER		30			30
MAKO MEDICAL		16	14	47%	30
THE TERRACE AT IVY ACRES ALF		11	19	63%	30
ADVENTHEALTH MEDICAL GROUP FAMILY MEDICINE AT RDV		30			30
WESTWOOD NURSING AND REHABILITATION		28	2	7%	30
UNION MEDICAL CARE		29			29
KEY WEST MEDICAL CENTER	1	27	1	3%	29
NEMOURS CHILDRENS CLINIC		22	7	24%	29
SUNTREE INTERNAL MEDICINE		29			29
FHMG-FLORIDA HOSPITAL MEDICAL GROUP		23	6	21%	29
PALM GARDEN OF JACKSONVILLE		27	2	7%	29
UNIV OF ROCHESTER-STRONG MEMORIAL HOSP		28	1	3%	29
ST JOHNS COUNTY DETENTION CENTER		29			29
EVERLYWELL		16	13	45%	29
WALK IN MEDICAL URGENT CARE		29			29
NURSES HELPING HANDS INC ALF		29			29
MIDDLETOWN MEDICAL P C		20	9	31%	29
BONIFAY NURSING AND REHAB CENTER			29	100%	29
MINUTE CLINIC LLC #2216		27	2	7%	29
WASHINGTON COUNTY HEALTH DEPARTMENT		17	12	41%	29
EMERGENCY PHYSICIANS MEDICAL CENTER LLC		13	16	55%	29
PROFESSIONAL PEDIATRICS		27	2	7%	29
SUWANNEE COUNTY SHERIFF OFFICE		26	3	10%	29

COVID-19: testing by laboratory

Data through Feb 3, 2021 verified as of Feb 4, 2021 at 09:25 AM

Data in this report are provisional and subject to change.

The numbers in the table below represent the number of Florida and non-Florida residents for whom test results were received by the Department of Health. A person can be tested by more than one laboratory and can have both positive and negative results. **Therefore, the sum of the numbers in each column will be larger than the total number of people tested.**

Reporting lab	Inconclusive	Negative	Positive	Percent positive	Total
RENAISSANCE SENIOR LIVING	1	28			29
P4CLINICAL	3	2	24	83%	29
COMPREHENSIVE CHILDCARE		23	6	21%	29
FLORIDA DEPARTMENT OF HEALTH IN MONROE COUNTY		26	3	10%	29
PRO HEALTH HARMONY		29			29
COMMUNITY MEDICAL CARE CENTER INC			28	100%	28
HOLMES COUNTY HEALTH DEPARTMENT		21	7	25%	28
PORT ST LUCIE HOSPITAL		25	3	11%	28
EAST HILL PHARMACY		20	8	29%	28
PANCARE HEALTH - BAY COUNTY - YOUNGSTOWN		25	3	11%	28
RENAISSANCE AT THE TERRACES		27	1	4%	28
ACTIVE SENIOR LIVING		26	2	7%	28
EDEN AT CRESTVIEW		12	16	57%	28
REGENCY OAKS HEALTH CENTER		26	2	7%	28
PANCARE HEALTH - BONIFAY K-8			28	100%	28
ARTHREX MEDICAL CENTER		14	14	50%	28
DUVAL PHARMACY		22	6	21%	28
DAVID LAWRENCE CENTER		24	4	14%	28
ATRIA SAN PABLO		26	2	7%	28
CDC		17	11	39%	28
LAKELAND NURSING AND REHABILITATION CENTER			28	100%	28
KEY PRIMARY CARE			28	100%	28
HEALTH FIRST - VIERA HOSPITAL		1	27	96%	28
Cleveland Clinic Laboratories		4	24	86%	28
UNIVERSITY MEDICAL CTR OF PRINCETON AT		26	2	7%	28
DEPT OF VA MED CENTE-WEST PALM BEACH			28	100%	28
EASYCARE WALK-IN CLINIC		11	17	61%	28
BOCA BIOLISTIC REFERENCE LAB			28	100%	28
LUTHERAN HAVEN EXTENDED CONGREGATE CAR		28			28
WELLMED AT NEW TAMPA		22	6	21%	28
FLAGLER HOSPITAL INC	2		26	93%	28
URGENT CARE CENTER			27	100%	27
UCLA HEALTHCARE CLINICAL LABS		23	4	15%	27
HEALTHPARK MEDICAL CENTER ABG LAB		26	1	4%	27
STATEN ISLAND UNIVERSITY HOSPITAL-POUCH		27			27
LAKE MARY - STIRLING CENTER SUITE 202			27	100%	27
BROOKDALE PHILLIPPI CREEK			27	100%	27
OAKTREE HEALTHCARE			27	100%	27
RIVERHEAD URGENT CARE		26	1	4%	27
SANTA BARBARA CARE CENTER		17	10	37%	27
INTERCOASTAL MEDICAL GROUP			27	100%	27
SPANISH RIVER HIGH SCHOOL ESE		23	4	15%	27
EASTERN SHORE URGENT CARE		17	10	37%	27
DUVAL COUNTY HEALTH DEPARTMENT		27			27
BROOKDALE SOUTHPOINT			27	100%	27
ASHTON PLACE	3	20	4	15%	27
MADISON COUNTY MEMORIAL HOSPITAL LABORATORY		14	13	48%	27

COVID-19: testing by laboratory

Data through Feb 3, 2021 verified as of Feb 4, 2021 at 09:25 AM

Data in this report are provisional and subject to change.

The numbers in the table below represent the number of Florida and non-Florida residents for whom test results were received by the Department of Health. A person can be tested by more than one laboratory and can have both positive and negative results. **Therefore, the sum of the numbers in each column will be larger than the total number of people tested.**

Reporting lab	Inconclusive	Negative	Positive	Percent positive	Total
SPEARHEAD MEDICAL			27	100%	27
FAMILY CARE PARTNERS URGENT CARE LLC		21	6	22%	27
LEXINGTON PLACE SENIOR LIVING COMMUNITY		27			27
MERCY MEDICAL URGENT CARE CENTER INC		3	24	89%	27
COUNTY OF LOS ANGELES			27	100%	27
BRANDON COMMUNITY HEALTH CENTER		19	8	30%	27
FAST PACE MEDICAL CLINIC		24	3	11%	27
SUNCOAST LABS			27	100%	27
JAMAICA HOSPITAL MEDICAL CENTER		25	2	7%	27
EXPRESS CARE OF BELLEVIEW		27			27
GATTOLINE ENTERPRISES, INC. DBA FAMILY CARE PHARMACY		21	6	22%	27
BULLS HEAD URGENT CARE		26	1	4%	27
NCHD		13	14	52%	27
FAMILY EXTENDED CARE OF PUNTA GORDA		26			26
WARDE MEDICAL LABORATORY		18	8	31%	26
BENTLEY VILLAGE II		17	9	35%	26
TGH URGENT CARE - RIVERVIEW			26	100%	26
LYSTER ACH FT RUCKER AL		23	3	12%	26
PULMONARY SPECIALISTS OF THE PALM BEACHES		16	10	38%	26
PALM BEACH COUNTY FIRE RESCUE		24	2	8%	26
TAMPA BAY CONCIERGE DOCTOR, LLC		24	2	8%	26
NATIONAL MENTOR HEALTHCARE LLC			26	100%	26
PREMIER URGENT CARE CENTER LLC			26	100%	26
ATRIA LADY LAKE		26			26
ALABAMA CLINICS		13	13	50%	26
LABORATORY ALLIANCE OF CENTRAL NEW YORK		25	1	4%	26
MONCRIEF ARMY HEALTH CLINIC			26	100%	26
PERDIDO URGENT CARE		1	25	96%	26
LOOP PEDIATRICS		22	4	15%	26
ADVANCE URGENT CARE CENTER, LLC		1	25	96%	26
HARBORCHASE OF WELLINGTON CROSSING		24	2	8%	26
ST JOSEPH'S HOSPITAL LABORATORY			26	100%	26
WEST BROWARD CARE CENTER		24	2	8%	26
WEINBERG VILLAGE		25	1	4%	26
URGENT FAMILY CARE INC		23	3	12%	26
MINUTE CLINIC, LLC DBA MINUTECLINIC #4505		24	2	8%	26
BODYK		22	4	15%	26
COLORADO DEPARTMENT OF HEALTH LABORATORY SERVICES DIVISION			26	100%	26
STUART REHABILITATION AND HEALTHCARE		12	14	54%	26
ADVENT HEALTH PARTIN SETTLEMENT HEALTH PARK		18	8	31%	26
THE MINIER URGENT CARE		20	6	23%	26
LOT HEALTH SERVICES☐	1	25			26
WOMENS CARE FLORIDA LABORATORY		25			25
ARCPOINT LABS OF FORT LAUDERDALE		25			25
ST PETER'S BENDER LABORATORY		25			25
SYNIVERSE WELLNESS CENTER		21	4	16%	25
BAY STREET PHARMACY☐		24	1	4%	25

COVID-19: testing by laboratory

Data through Feb 3, 2021 verified as of Feb 4, 2021 at 09:25 AM

Data in this report are provisional and subject to change.

The numbers in the table below represent the number of Florida and non-Florida residents for whom test results were received by the Department of Health. A person can be tested by more than one laboratory and can have both positive and negative results. **Therefore, the sum of the numbers in each column will be larger than the total number of people tested.**

Reporting lab	Inconclusive	Negative	Positive	Percent positive	Total
WAKULLA COUNTY HEALTH DEPARTMENT		11	14	56%	25
VASSAR BROTHERS MEDICAL CENTER LABORATORY		24	1	4%	25
EAST HILL MEDICAL GROUP		17	8	32%	25
FAMILY CARE PARTNERS		15	10	40%	25
VETERANS AFFAIRS MEDICAL CENTER - NEW YORK HARBOR		24	1	4%	25
SANITAS		4	21	84%	25
MONTEFIORE NEW ROCHELLE HOSPITAL		23	2	8%	25
ST. CLOUD HOSPITAL		20	5	20%	25
UNIPATH		18	7	28%	25
WIREGRASS CLINIC LLC		20	5	20%	25
Wiregrass Rehabilitation Center and Nursing Home		24	1	4%	25
ACCESS 365 URGENT CARE		7	18	72%	25
MIAMI CLINICAL RESEARCH CORP			25	100%	25
THE WATERMARK AT VISTAWILLA		25			25
Winter Garden Rehab and Nursing Facility		20	5	20%	25
VIKOR SCIENTITIC			25	100%	25
TALLAHASSEE DEVELOPMENTAL CENTER☐		24	1	4%	25
Lanier Rehab			25	100%	25
CORAL HOUSE ASSISTED LIVING COMMUNITY LLC		25			25
RJ LEE GROUP	1	23	1	4%	25
UNION CHD		22	3	12%	25
WESTPAC LABS		1	24	96%	25
FEDERAL PRISON CAMP PENSACOLA			25	100%	25
ADVENT HEALTH - LAKE MARY PEDIATRICS		16	9	36%	25
MINUTECLINIC DIAGNOSTIC OF HAWAII LLC		23	2	8%	25
GASTROENTEROLOGY ASSOCIATES OF PENSACOLA PA		22	3	12%	25
LAKES DIALYSIS CENTER INC			25	100%	25
UHEALTH AT FISHER ISLAND			24	100%	24
AVENTIS BIO-SERVICES CTL		24			24
WESTMINSTER WOODS ON JULINGTON CREEK		22	2	8%	24
HENNEPIN COUNTY MEDICAL CENTER (HCMC)		13	11	46%	24
THE CHAPPEL GROUP RESEARCH		24			24
UR CARE FAMILY AND SPORTS MEDICINE			24	100%	24
MARION PEDIATRICS PA		19	5	21%	24
COLONY CARE CENTER		15	9	38%	24
BARBARA O'REILLY MD PA		23	1	4%	24
Kindred Hospital South Florida Hollywood SNU		23	1	4%	24
LAKE PLACID HEALTH AND REHABILITATION			24	100%	24
AMMON ANALYTICAL LABORATORIES		20	4	17%	24
WELLNOW URGENT CARE		23	1	4%	24
MINUTECLINIC DIAGNOSTIC OF RHODE ISLAND, LLC #212		24			24
BROWARD HEALTH IMPERIAL POINT NURSING			24	100%	24
PHYSICIANS PRIMARY CARE OF SW FLORIDA PL		24			24
HERITAGE OAKS ASSISTED LIVING & MEMORY CARE		20	4	17%	24
ABL MEDICAL CARE LLC			24	100%	24
VILLAGES REHABILITATION AND NURSING CENTER		24			24
MILLENIA ADVANCED SCIENTIFIC LLC			24	100%	24

COVID-19: testing by laboratory

Data through Feb 3, 2021 verified as of Feb 4, 2021 at 09:25 AM

Data in this report are provisional and subject to change.

The numbers in the table below represent the number of Florida and non-Florida residents for whom test results were received by the Department of Health. A person can be tested by more than one laboratory and can have both positive and negative results. **Therefore, the sum of the numbers in each column will be larger than the total number of people tested.**

Reporting lab	Inconclusive	Negative	Positive	Percent positive	Total
CAREHERE LAKE SCHOOLS EMPLOYEE HEALTH CENTER		15	9	38%	24
TARPON BAYOU CENTER			24	100%	24
STEWART MELBOURNE HOSPITAL			24	100%	24
THE LODGE AND REHABILITATION CENTER		9	15	63%	24
EPIC REFERENCE LABS INC			24	100%	24
GULFSIDE HOSPICE INC		21	3	13%	24
LABORATORY DYNAMICS		20	4	17%	24
GARDENS HEALTH NH LLC		24			24
ADVANCED URGENT CARE		12	12	50%	24
ATRIA AT ST JOSEPHS		24			24
COURTYARDS OF ORLANDO		24			24
SENIOR HEALTH OF WINTER PARK DUNDEE		24			24
THE COMMONWEALTH OF MASSACHUSETTS			24	100%	24
NORTH FLORIDA PEDIATRICS - JACKSONVILLE		21	3	13%	24
ATLAN		21	3	13%	24
FLORIDA ATLANTIC UNIVERSITY		21	3	13%	24
PENSACOLA PEDIATRICS - PACE		16	8	33%	24
WEISS PEDIATRIC CARE LLC		16	8	33%	24
MADWAR		19	5	21%	24
OAKMONTE VILLAGE		22	1	4%	23
MADISON COUNTY MEMORIAL HOSP		12	11	48%	23
ALAN A SMITH MD LLC		22	1	4%	23
ORANGE PEDIATRICS			23	100%	23
NEW JERSEY		22	1	4%	23
SOUTHEASTERN OUTPATIENT SURGERY CENTER		22	1	4%	23
ISLAND COAST PEDIATRICS PA		22	1	4%	23
MED PLUS FLORENCE		19	4	17%	23
NOBLE SENIOR LIVING		3	20	87%	23
SUMMIT MEDICAL GROUP - 75 E NORTHFIELD		21	2	9%	23
M&V SAN JOSE MEDICAL CENTER			23	100%	23
STATE LAB		2	21	91%	23
BROOKWOOD BAPTIST MEDICAL CENTER		22	1	4%	23
WUESTHOFF MEDICAL CENTER-MELBOURNE			23	100%	23
HEALTH MED CENTERS		23			23
JOSEF SCHENKER MD PC		23			23
UF HEALTH NORTH JACKSONVILLE			23	100%	23
CHIPOLA MEDICAL ASSOCIATES		4	19	83%	23
BROOKDALE UNIVERSITY HOSPITAL		22	1	4%	23
BRADFORD COUNTY HEALTH DEPARTMENT		22	1	4%	23
G & R HEALTH MART PHARMACY		18	5	22%	23
AVOW HOSPICE INC		23			23
GOOD SAMARITAN HOSPITAL LABORATORY		20	3	13%	23
PALMS, THE		23			23
EGL GENETIC DIAGNOSTICS		1	22	96%	23
WELL-BEING MEDICAL CENTER PLLC		20	3	13%	23
FLORIDA PEDIATRIC GROUP PA		19	4	17%	23
PARK WEST MEDICAL CENTER		22	1	4%	23

COVID-19: testing by laboratory

Data through Feb 3, 2021 verified as of Feb 4, 2021 at 09:25 AM

Data in this report are provisional and subject to change.

The numbers in the table below represent the number of Florida and non-Florida residents for whom test results were received by the Department of Health. A person can be tested by more than one laboratory and can have both positive and negative results. **Therefore, the sum of the numbers in each column will be larger than the total number of people tested.**

Reporting lab	Inconclusive	Negative	Positive	Percent positive	Total
SUMTER PEDIATRICS		21	2	9%	23
SUNQUEST		3	20	87%	23
LANDMARK HOSPITAL SOUTHWEST FLORIDA LLC		22	1	4%	23
PINELLAS INTERNAL MEDICINE ASSOCIATES		22	1	4%	23
Summit Medical Group Westfield Lab		20	3	13%	23
ADVENTHEALTH MEDICAL GROUP FAMILY MEDICINE		22	1	4%	23
WOODHOUSE INC		17	6	26%	23
Bon Secours Maria Manor		18	5	22%	23
AESTHETIC ENHANCEMENTS		23			23
FINLAY C. LABORATORY		3	20	87%	23
UNIVERSITY HILLS HEALTH AND REHABILITATION CENTER		18	5	22%	23
CHILDREN'S MEDICAL CENTER			23	100%	23
RESIDENCE AT BAY VUE		22	1	4%	23
DCH REGIONAL MEDICAL CENTER LABORATORY		22	1	4%	23
MOBILE DIVISION LABORATORY		7	15	68%	22
EBEIDS MD PEDIATRICS		19	3	14%	22
ROCKLEDEGE REGIONAL MEDICAL CENTER		17	5	23%	22
GRAND AVENUE RX			22	100%	22
STEWARD MEDICAL GROUP INC			22	100%	22
COLORADO DEPARTMENT OF PUBLIC HEALTH AND ENVIRONMENT			22	100%	22
URGENT CARE USA			22	100%	22
ELAN SPANISH SPRINGS		4	18	82%	22
MINUTE CLINIC DIAGNOSTIC OF SC, LLC #75		21	1	5%	22
COASTAL SKIN SURGERY AND DERMATOLOGY		15	7	32%	22
MIGUEL E TREVINO MD PA		19	3	14%	22
ADVENT HEALTH EXPRESS		9	13	59%	22
CHILDRENS MEDICAL CENTER			22	100%	22
SOMA MEDICAL CENTER PA #3			22	100%	22
FORT CAROLINE GARDENS, INC		20	2	9%	22
SUNSHINE ASSISTED LIVING		22			22
FIRST CHOICE PEDIATRICS LOOP		20	2	9%	22
RESIDENTIAL PLAZA AT BLUE LAGOON INC		20	2	9%	22
SARASOTA MEMORIAL NURSING & REHABILITATION CTR		22			22
FLORIDA PEDIATRICS		6	16	73%	22
ISLAMORADA VILLAGE OF ISLANDS FIRE RESCUE		21	1	5%	22
TEN HEALTHCARE		6	16	73%	22
PRIME CARE ONE LLC/HARBORCHASE OF VENICE			22	100%	22
APOLLO SURGERY CENTER		20	2	9%	22
DIACARTA INC.		22			22
SEAGRASS VILLAGE			22	100%	22
LAKEVIEW HEALTH CARE SYSTEMS		8	14	64%	22
HUNT CLUB PEDIATRIC ASSOCIATES LLC		19	3	14%	22
MAYO CLINIC JACKSONVILLE		1	21	95%	22
NAPHCARE, INC.		11	10	48%	21
ASSISTED LIVING OF BROWARD		21			21
NOVANT HEALTH		15	6	29%	21
PULSE MEDICAL GROUP INC			21	100%	21

COVID-19: testing by laboratory

Data through Feb 3, 2021 verified as of Feb 4, 2021 at 09:25 AM

Data in this report are provisional and subject to change.

The numbers in the table below represent the number of Florida and non-Florida residents for whom test results were received by the Department of Health. A person can be tested by more than one laboratory and can have both positive and negative results. **Therefore, the sum of the numbers in each column will be larger than the total number of people tested.**

Reporting lab	Inconclusive	Negative	Positive	Percent positive	Total
MD BEAUTY LABS, PA		20	1	5%	21
ADVENTHEALTH MEDICAL GROUP FAMILY & INTERNAL		9	12	57%	21
CONNECTDX		6	15	71%	21
PATHGROUP			21	100%	21
HUNTINGTON STATION URGENT CARE		20	1	5%	21
THE TRADITION OF THE PALM BEACHES		20	1	5%	21
ENGLEWOOD HOSPITAL AND MEDICAL CENTER		17	4	19%	21
BIG BEND CARES, INC		17	4	19%	21
LAKE COUNTY SCHOOLS EMPLOYEE HEALTH CENTER		14	7	33%	21
IMA MEDICAL CENTER		9	12	57%	21
VIRTUA		17	4	19%	21
MARTHA'S HOUSE & ASSISTED LIVING FACILITY		21			21
ARDEN COURTS OF WINTER SPRINGS		18	3	14%	21
PHYSICIANS CARE		18	3	14%	21
OLIVE BRANCH HEALTH AND REHABILITATION CENTER			21	100%	21
CARESPOT		1	20	95%	21
81ST MEDICAL GROUP			21	100%	21
ROCKLEDGE FAMILY HEALTH			21	100%	21
TIFFANY LAKE CARE CENTERS INC		21			21
GREEN GABLES ASSISTED LIVING FACILITY		21			21
ST JUDE CHILDRENS RESEARCH HOSPITAL		21			21
DOT DOC SARASOTA		19	2	10%	21
PHYSICIANS STAT		2	19	90%	21
ARCPPOINT LABS OF WEST PALM BEACH			21	100%	21
MINUTECLINIC, LLC #08366		16	5	24%	21
CANTON-POTSDAM HOSPITAL LABORATORY		21			21
CLINICAL PATHOLOGY LABORATORIES SOUTHEAST			21	100%	21
MINUTECLINIC DIAGNOSTIC OF MICHIGAN		19	2	10%	21
OPTUMCARE SOUTH FLORIDA, LLC		15	6	29%	21
BAPTIST PRIMARY BLACK CREEK SOUTH			21	100%	21
FLORIDA HOSPITAL LABS		11	10	48%	21
LIFE CARE CENTER OF JACKSONVILLE			21	100%	21
UPMC CHAUTAUQUA AT WCA LABORATORY		20	1	5%	21
GLEN COVE HOSPITAL		21			21
LONG BEACH URGENT CARE		21			21
ALWAYS BEST CARE SENIOR SERVICES		19	2	10%	21
INTERNATIONAL MEDICAL LABORATORY INC		21			21
CERON PEDIATRICS & INTEGRATIVE MEDICIN		21			21
MINUTECLINIC DIAGNOSTIC OF NORTH CAROLINA		21			21
PALMETTO PEDIATRICS			21	100%	21
CARENOW - DOWNTOWN NORTH GULCH		21			21
CCS - BROWARD COUNTY JAIL		21			21
ROBERT H JENKINS JR VETERANS' DOMICILIARY HOME OF		17	3	15%	20
CAPE CORAL HOSPITAL ABG LABORATORY		10	10	50%	20
APOLLO HEALTH & REHABILITATION		15	5	25%	20
MORNINGSIDE MANOR & VILLA ADULT CARE C		20			20
POINT OF CARE CLINICS PRIMARY CARE		20			20

COVID-19: testing by laboratory

Data through Feb 3, 2021 verified as of Feb 4, 2021 at 09:25 AM

Data in this report are provisional and subject to change.

The numbers in the table below represent the number of Florida and non-Florida residents for whom test results were received by the Department of Health. A person can be tested by more than one laboratory and can have both positive and negative results. **Therefore, the sum of the numbers in each column will be larger than the total number of people tested.**

Reporting lab	Inconclusive	Negative	Positive	Percent positive	Total
KIVA AT CANTERBURY, LLC		20			20
HEALTHY MINORS, LLC.		20			20
MARYLAND DEPARTMENT OF HEALTH			20	100%	20
HALIFAX HEALTH URGENT CARE		3	17	85%	20
MAGNOLIA PEDIATRICS		2	18	90%	20
SOUTHCOR LABORATORY		2	18	90%	20
SHORE MEMORIAL HOSPITAL		17	3	15%	20
MINUTECLINIC, LLC		16	4	20%	20
OCOE PEDIATRICS		16	4	20%	20
PONCE PLAZA NURSING & REHAB CENTER		4	16	80%	20
SOUTH CAROLINA DEPARTMENT OF HEALTH			20	100%	20
MID FLORIDA PATHOLOGY LLC		19	1	5%	20
AHEC CLINIC		1	19	95%	20
LAKE WORTH MANOR		19	1	5%	20
HARBOUR ISLAND PEDIATRICS		12	8	40%	20
PINES NURSING HOME		19	1	5%	20
FORT SANDERS REGIONAL LABORATORY		20			20
GROWING TOGETHER PEDIATRICS, LLC		16	4	20%	20
MEDICAL EXPRESS CORP		18	2	10%	20
BETHESDA HEALTH PHYSICIAN GROUP INC			20	100%	20
KRYSTAL BAY NURSING AND REHABILITATION		16	4	20%	20
CL BRUMBACK PRIMARY CARE CLINIC LANTANA		2	18	90%	20
TGH MEDICAL GROUP LABORATORY CARROLLWOOD			20	100%	20
ESTATES MEDICAL CENTER		12	8	40%	20
HENDRY REGIONAL CORPORATE HEALTH			20	100%	20
FAMILY AND INTERNAL MEDICINE AT AVALON PARK		17	3	15%	20
SOUTH FLORIDA DIALYSIS CENTER		8	12	60%	20
AMELIA ASSISTED LIVING FACILITY		20			20
RAINBOW PEDIATRICS		1	19	95%	20
PALMS MEDICAL GROUP - LAKE CITY WEST		3	17	85%	20
REDITUS LABORATORIES			20	100%	20
GERALD J KIVETT MD		18	2	10%	20
CARESPOT OF NOCATEE		1	19	95%	20
BAY PEDIATRICS PA		18	2	10%	20
DALE MEDICAL CENTER		15	5	25%	20
JUPITER MEDICAL CENTER PHYSICIANS GROUP, INC		18	2	10%	20
BEST MEDICAL CENTER		11	9	45%	20
MED HEALTH SERVICES		18	1	5%	19
GOOD SAMARITAN SOCIETY OF DAYTONA		16	3	16%	19
MEDEXPRESS URGENT CARE - BLOOMINGTON		16	3	16%	19
SONATA BOYNTON BEACH		17	2	11%	19
ISLAND LAKE CENTER		4	15	79%	19
MONROE COUNTY DETENTION CENTER			19	100%	19
PROFESSIONAL PARK PEDIATRICS PA			19	100%	19
MIRIMUS CLINICAL LABS		8	11	58%	19
LAB INTERMARKET FACILITY LAB		1	18	95%	19
ROSLYN URGENT CARE		19			19

COVID-19: testing by laboratory

Data through Feb 3, 2021 verified as of Feb 4, 2021 at 09:25 AM

Data in this report are provisional and subject to change.

The numbers in the table below represent the number of Florida and non-Florida residents for whom test results were received by the Department of Health. A person can be tested by more than one laboratory and can have both positive and negative results. **Therefore, the sum of the numbers in each column will be larger than the total number of people tested.**

Reporting lab	Inconclusive	Negative	Positive	Percent positive	Total
HOWARD BEACH URGENT CARE		19			19
NEWYORK-PRESBYTERIAN/ LAWRENCE HOSPITAL LABORATORY		17	2	11%	19
NO NAME		8	11	58%	19
BROOKDALE MANDARIN CENTRAL		6	13	68%	19
Salerno Bay Health & Rehabilitation Center		13	6	32%	19
ROADS PEDIATRICS,LLC		17	2	11%	19
TOTAL ACCESS URGENT CARE			19	100%	19
UNIV OF NORTH ALABAMA HEALTH CENTER		18	1	5%	19
OHIO CVS STORES, LLC DBA		17	2	11%	19
STONE WASH CLINICAL LABORATORIES		2	17	89%	19
SOLE HEALTH LLC		19			19
FLORIDA ENDOSCOPY & SURGERU CTR LLC		19			19
CVS MINUTE CLINIC DIAGNOSTIC OF NORTH CAROL		14	5	26%	19
INTEGRATED REGIONAL LABORATORIES - LARGO			19	100%	19
JEFFERSON K-12, A SOMERSET SCHOOL- CLINIC		16	3	16%	19
REGENCY SQUARE MALL - SEARS		3	16	84%	19
BAYVIEW MEDICAL		19			19
CARILLON SPORTS AND FAMILY MEDICINE		15	4	21%	19
SUNLIFE PHARMACY		19			19
NANO HEALTH ASSOCIATES LLC		19			19
BUREAU OF PUBLIC HEALTH	1	1	17	89%	19
MEDEXPRESS - BLOOMIN BRANDS		4	15	79%	19
PRIMECARE OF DOTHAN-DALEVILLE CLINIC		14	5	26%	19
SEVEN RIVERS REGIONAL MEDICAL CENTER		5	14	74%	19
FLORIDA COMMUNITY HEALTH CENTER OF ST. LUCIE		1	18	95%	19
ROYAL PALM MEDICAL GROUP, INC		19			19
ESOTERIX GENETIC LABORATORIES		16	3	16%	19
Clearwater Center		8	10	56%	18
MINIMALLY INVASIVE VASCULAR INC		16	2	11%	18
DEPT OF VA MEDICAL CENTER - BAY PINES			18	100%	18
ROWLETT MIDDLE ACADEMY		16	2	11%	18
MOORINGS PARK OAKSTONE AT GREY OAKS		17	1	6%	18
MADISON CORE LABORATORIES		17	1	6%	18
CLERMONT ADVENTHEALTH CENTRA CARE			18	100%	18
MINUTE CLINIC DIAGNOSTIC OF VIRGINIA		14	4	22%	18
ALL PEDIATRIC CARE			18	100%	18
JUPITER MEDICAL CENTER			18	100%	18
CENTERPLACE HEALTH		2	16	89%	18
TOTAL RENAL LABORATORIES INC		13	5	28%	18
MARION COUNTY HEALTH DEPARTMENT		17	1	6%	18
CONCORD LIFE SCIENCES LLC		3	15	83%	18
KIVA AT CANTERBURY		1	17	94%	18
MARATHON HEALTH FOR LIFE		16	2	11%	18
CONSOLIDATED LAB SERVICES		8	10	56%	18
COASTAL FAMILY PRACTICE		10	8	44%	18
HOLIDAY MEDICAL ASSOCIATES		1	17	94%	18
TEXAS DEPARTMENT OF STATE HEALTH SERVICES		3	15	83%	18

COVID-19: testing by laboratory

Data through Feb 3, 2021 verified as of Feb 4, 2021 at 09:25 AM

Data in this report are provisional and subject to change.

The numbers in the table below represent the number of Florida and non-Florida residents for whom test results were received by the Department of Health. A person can be tested by more than one laboratory and can have both positive and negative results. **Therefore, the sum of the numbers in each column will be larger than the total number of people tested.**

Reporting lab	Inconclusive	Negative	Positive	Percent positive	Total
ADVENT HEALTH MEDICAL GROUP- FAMILY MEDICINE AT DR. PHILIPS		13	5	28%	18
LAKE INTERNAL MEDICINE ASSOCIATES PA		14	4	22%	18
Sovereign Laboratory Services, LLC		16	2	11%	18
RAINBOW PEDIATRIC CENTER		2	16	89%	18
HARTFORD HOSPITAL ANCILLARY LAB		17	1	6%	18
TPCA CLINICAL LABORATORIES		15	3	17%	18
LIGHTHOUSE PEDIATRICS OF NAPLES		14	4	22%	18
ADIRONDACK MEDICAL CENTER		18			18
UAH STUDENT HEALTH CENTER		12	6	33%	18
NEW YORK PRESBYTERIAN - ALLEN HOSPITAL		18			18
FAMILY CARE CYPRESS CREEK		1	17	94%	18
MICHELLE S PAGE MD PA		18			18
MCWHORTER SCHOOL OF PHARMACY		18			18
TENNESSEE DEPARTMENT OF HEALTH		14	4	22%	18
GENERAL INTERNAL MEDICINE MEDICAL CTR CLINIC		13	5	28%	18
BOZEMAN HEALTH DEACONESS HOSPITAL		13	5	28%	18
AURORA DIAGNOSTICS		6	12	67%	18
MARQUES PEDIATRICS			18	100%	18
WALGREENS COVID-19		14	4	22%	18
JACKSON NORTH MEDICAL CENTER		2	16	89%	18
HUNT CLUB MEDICAL		13	5	28%	18
COMMONWEALTH OF MASSACHUSETTS			18	100%	18
TIMBERLANE LODGE ALF	1	10	7	39%	18
ASURANCE SCIENTIFIC LABORATORIES		18			18
UM MILLER SCHOOL OF MEDICINE			18	100%	18
BAPTIST HEALTH URGENT CARE AT WEST BOCA		18			18
MID-FLORIDA PATHOLOGY, LLC		12	6	33%	18
MD NOW MEDICAL CENTERS INC		1	17	94%	18
XPRESS WELLNESS URGENT CARE			18	100%	18
MORRIS PARK URGENT CARE		15	3	17%	18
Gulf Shore Care Center		14	4	22%	18
CARDIOLOGY AND MEDICINE ASSOCIATES INC		18			18
ROCKLAND URGENT CARE FAMILY HEALTH NP		18			18
NORTH PINELLAS CHILDRENS MEDICAL CENTER			18	100%	18
THE CANOPY AT HARPER LAKE	1		16	94%	17
LAKE CO EMPLOYEE HEALTH AND WELLNESS CENTER		15	2	12%	17
BAYCARE MEDICAL GROUP INC			17	100%	17
DIEGO FALLON MD PA		6	11	65%	17
MICHAEL A VENAZIO MD		15	2	12%	17
UVMC MICROBIOLOGY		16	1	6%	17
ST. JUDES LABORATORIES		12	5	29%	17
ST VINCENT'S EAST		16	1	6%	17
TENDER CARE ALF		17			17
COOPER HEALTHCARE		17			17
BRIDGEWAY HEALTH CLINICS INC			17	100%	17
RESOLVE MOLECULAR DIAGNOSTICS		13	4	24%	17
URGENT CARE WEST CLINIC		14	3	18%	17

COVID-19: testing by laboratory

Data through Feb 3, 2021 verified as of Feb 4, 2021 at 09:25 AM

Data in this report are provisional and subject to change.

The numbers in the table below represent the number of Florida and non-Florida residents for whom test results were received by the Department of Health. A person can be tested by more than one laboratory and can have both positive and negative results. **Therefore, the sum of the numbers in each column will be larger than the total number of people tested.**

Reporting lab	Inconclusive	Negative	Positive	Percent positive	Total
FUNGAL REFERENCE LABORATORY		12	5	29%	17
GRAND LIVING AT LAKEWOOD RANCH		17			17
OCEANSIDE URGENT CARE		17			17
HEALTHCARE NOW			17	100%	17
Z UROLOGY		17			17
BIOREFERENCE LABORATORIES INC		3	14	82%	17
GENTIVA HEALTH SERVICES		15	2	12%	17
BAY BREEZE HEALTH AND REHABILITATION CENTER		9	8	47%	17
WELLINGTON FAMILY PRACTICE		13	4	24%	17
EP MEDICAL EQUIPMENT PHARMACY		16	1	6%	17
JUST FOR KIDS PEDIATRICS		5	12	71%	17
URGENT CARE AT LONGWOOD			17	100%	17
MARCO DRUGS AND COMPOUNDING		13	4	24%	17
WALGREEN EASTERN CO, INC		17			17
WINTER PARK FAMILY PRACTICE LLC		17			17
PINELLAS 1 HOME HEALTH CARE CORP		17			17
HELIX DIAGNOSTICS			17	100%	17
ERIC C MARSHAL MD, PC DBA MINUTECLINIC		16	1	6%	17
JESSIE TRICE COMMUNITY HEALTH SYSTEM, INC		1	16	94%	17
COAST MED URGENT CARE		16	1	6%	17
ASCENSION ST VINCENT'S PRIMARY CARE			17	100%	17
BROOKDALE ST AUGUSTINE			17	100%	17
CLEARWATER EMPLOYEE HEALTH CLINIC		4	13	76%	17
ST ELIZABETH MEDICAL CENTER LABORATORY		16	1	6%	17
BHA CENTRAL COUNTY CLINIC		1	16	94%	17
VALLEY IMMEDIATE CARE		15	2	12%	17
WINSHIPS PHARMACY INC		17			17
WELLMED AT LAKE COPELAND		11	6	35%	17
BONIFAY NURSING AND REHABILITATION CENTER			16	100%	16
FREEDOM SQUARE NURSING CENTER		8	8	50%	16
MILLENNIUM PHYSICIAN GRP LLC NAPLES PINE RIDGE			16	100%	16
XERA MED RESEARCH			16	100%	16
BAYFRONT HMA CONVENIENT CARE, LLC		2	14	88%	16
CAREHERE- LCS LEESBURG			16	100%	16
REHAB AND HEALTHCARE CENTER OF CAPE CORAL		16			16
ODYSSEY HEALTHCARE OF MARION COUNTY, LLC		15	1	6%	16
Lab MSMC Hialeah			16	100%	16
OKEECHOBEE HEALTHCARE FACILITY			16	100%	16
CENTRAL FLORIDA PEDIATRIC URGENT CARE LLC		14	2	13%	16
ALBIBI		1	15	94%	16
PRO HEALTH FAMILY PHYSICIANS, NYSTROM		16			16
HEALTH CENTRAL HOSPITAL			16	100%	16
INTERNAL MEDICINE ASSOCIATES & SPECIALTIES INC		15	1	6%	16
DARDEN WELLNESS CENTER		13	3	19%	16
BARTON FAMILY PRACTICE		8	8	50%	16
49D2045214PHYSICIAN OFFICE-WAIVER-MEDEXPRESS URGENT CARE - HARRISONBU		7	9	56%	16
MD PLUS URGENT CARE, LLC			16	100%	16

COVID-19: testing by laboratory

Data through Feb 3, 2021 verified as of Feb 4, 2021 at 09:25 AM

Data in this report are provisional and subject to change.

The numbers in the table below represent the number of Florida and non-Florida residents for whom test results were received by the Department of Health. A person can be tested by more than one laboratory and can have both positive and negative results. **Therefore, the sum of the numbers in each column will be larger than the total number of people tested.**

Reporting lab	Inconclusive	Negative	Positive	Percent positive	Total
LOVING CARE OF THE TREASURE COAST LLC	1	10	5	31%	16
NOVANT HEALTH GOHEALTH URGENT CARE-HARRISBURG		8	8	50%	16
D W MCMILLAN MEMORIAL HOSPITAL		6	10	63%	16
ADVENT HEALTH - ZEPHYRHILLS			16	100%	16
OCALA OAKS REHABILITATION CENTER		12	4	25%	16
TOTTENVILLE CIRCLE URGENT CARE		16			16
HOLLISMED LLC		15	1	6%	16
JOSEPH MIGNOGNA		13	3	19%	16
CIGNA PBSO WEST PALM			16	100%	16
OSCEOLA ALF OPERATOR, LLC DBA□		16			16
Wesley Place on Honeysuckle		14	2	13%	16
ST CATHERINE OF SIENA HOSPITAL		14	2	13%	16
FAST TRACK URGENT CARE CENTER - TYRONE			16	100%	16
ALL FLORIDA FAMILY & SPORTS MEDICINE		15	1	6%	16
CARESPOT EXPRESS HEALTHCARE			16	100%	16
ST AUGUSTINE PLANTATION		1	15	94%	16
URGENT CARE CLINIC OF LINCOLN		14	2	13%	16
MAITLAND PRIMARY CARE		9	7	44%	16
MINUTECLINIC DIAGNOSTIC OF NORTH CAROLINA PC		14	2	13%	16
Citymd Of Lacey		14	2	13%	16
MINUTECLINIC DIAGNOSTIC OF ILLINOIS L		14	2	13%	16
WELLMED AT PLANT CITY		9	7	44%	16
MINUTECLINIC DIAGNOSTIC PA		15	1	6%	16
PROMEDICA LABORATORIES		11	5	31%	16
BROOKDALE BRANDON	1	15			16
DIXIE COUNTY HEALTH DEPARTMENT		10	6	38%	16
ROBERT WOOD JOHNSON UNIVERSITY HOSP		14	2	13%	16
GRACE MEDICAL HOME		12	4	25%	16
MEDEXPRESS URGENT CARE LEWISBURG		15	1	6%	16
CRUCIAL CARE		10	6	38%	16
MASSACHUSETTS GENERAL HOSPITAL		1	15	94%	16
GUARDANT HEALTH		11	5	31%	16
REGENEXX TAMPA BAY		14	2	13%	16
MIRIMUS INC		1	15	94%	16
SHELBY BAPTIST MEDICAL CENTER		11	5	31%	16
SRMC AVALON		9	7	44%	16
PANAMA CITY VITAS HOSPICE		16			16
STARLING AT NOCATEE			15	100%	15
HOLLEY-NAVARRE MEDICAL CLINIC		5	10	67%	15
EXPRESS FAMILY CARE LLC			15	100%	15
NASSAU COUNTY JAIL		14	1	7%	15
MULBERRY'S MOBILE PROVIDER SERVICES LLC□		1	14	93%	15
BESSENT ROAD GROUP HOME		15			15
CENTER ONE SURGERY CENTER		11	4	27%	15
GRAND VILLA OF ALTAMONTE SPRINGS		8	7	47%	15
BIGGERS FAMILY MEDICINE PA		14	1	7%	15
EASTLAKE PEDIATRICS - TRINITY		15			15

COVID-19: testing by laboratory

Data through Feb 3, 2021 verified as of Feb 4, 2021 at 09:25 AM

Data in this report are provisional and subject to change.

The numbers in the table below represent the number of Florida and non-Florida residents for whom test results were received by the Department of Health. A person can be tested by more than one laboratory and can have both positive and negative results. **Therefore, the sum of the numbers in each column will be larger than the total number of people tested.**

Reporting lab	Inconclusive	Negative	Positive	Percent positive	Total
GRAND VILLA OF ST. PETERSBURG		13	2	13%	15
CLEVELAND CLINIC FLORIDA		1	14	93%	15
MINUTECLINIC, LLC, DBA MINUTECLINIC #5		12	3	20%	15
BLOUNT MEMORIAL HOSPITAL		13	2	13%	15
PRATTVILLE BAPTIST HOSPITAL		12	3	20%	15
BAYCARE HEALTH SYSTEMS, LLC			15	100%	15
TELEVISIT MALABAR PEDIATRICS		5	10	67%	15
GLEN OAKS URGENT CARE		15			15
UTAH DEPARTMENT OF HEALTH			15	100%	15
MINUTECLINIC DIAGNOSTIC OF TN PC #378		14	1	7%	15
BAYLOR GENETICS		6	9	60%	15
ORLANDO HEALTH		2	13	87%	15
JOSEPH SCHENKER MD PC DBA CENTERS URGENT		13	2	13%	15
MINUTECLINIC DIAGNOSTIC MEDICAL GROUP		14	1	7%	15
HARBOR BEACH NURSING AND REHABILITATION CENTER		14	1	7%	15
FLUSHING HOSPITAL MEDICAL CENTER		12	3	20%	15
NORTHWEST FLORIDA SLEEP		1	14	93%	15
MILTON 4707		15			15
MEADOWCREST MOLECULAR DIAGNOSTICS, LLC			15	100%	15
DIATHERIX		13	2	13%	15
GRAND VILLA OF DELAND		11	4	27%	15
EAR NOSE & THROAT ASSOCIATES OF MANATEE PA		15			15
PATHLINE			15	100%	15
HODGES CLUSTER		2	13	87%	15
BOCA SIMON LAB		1	14	93%	15
FLORIDA HOSPITAL WINTER GARDEN		13	2	13%	15
BVL PEDIATRICS		14	1	7%	15
Astoria Health and Rehab		15			15
ST LUCIE COUNTY JAIL		9	6	40%	15
FAMILY CARE CENTER OF ARLINGTON		10	5	33%	15
ALAN SERURE MD		15			15
HILA BECKERMAN MD LLC		14	1	7%	15
TRINITY MEDICAL ASSOCIATES LLC			15	100%	15
SOUTH CAROLINA DEPT OF HEALTH AND ENVIRONMENT CONTROL		2	13	87%	15
BAPTIST MEMORIAL HEALTH CARE		13	2	13%	15
FLORIDA DEPARTMENT OF HEALTH IN HILLSBOROUGH COUNTY		1	14	93%	15
SINAI HOSPITAL OF BALTIMORE		15			15
CHARLOTTE CHD PORT CHARLOTTE		12	3	20%	15
NEW YORK METHODIST HOSPITAL		13	2	13%	15
MINUTE CLINIC DIAGNOSTIC OF NEW JERSEY		15			15
COLLEGE POINT URGENT CARE		13	2	13%	15
BAPTIST MEDICAL CENTER EAST		11	4	27%	15
AJU GEORGE MD PA			15	100%	15
PBC FIREFIGHTER BENEFIT FUND WELLNESS CENTER		1	14	93%	15
STATEN ISLAND UNIVERSITY HOSPITAL		14	1	7%	15
MINUTECLINIC MINUTECLINIC #8746		14			14
CORE LABORATORY		1	13	93%	14

COVID-19: testing by laboratory

Data through Feb 3, 2021 verified as of Feb 4, 2021 at 09:25 AM

Data in this report are provisional and subject to change.

The numbers in the table below represent the number of Florida and non-Florida residents for whom test results were received by the Department of Health. A person can be tested by more than one laboratory and can have both positive and negative results. **Therefore, the sum of the numbers in each column will be larger than the total number of people tested.**

Reporting lab	Inconclusive	Negative	Positive	Percent positive	Total
MEDEMERGE		13	1	7%	14
HEALTHFIRST ADVENT HEALTH CENTRA CARE COCOA BEACH			14	100%	14
CARE HERE		1	13	93%	14
ST JOSEPH HOSPITAL		13	1	7%	14
BASSETTI MEDICAL RESEARCH INC		11	3	21%	14
EPIPHANY HEALTH		8	6	43%	14
NORTHWESTERN MEMORIAL HOSPITAL			14	100%	14
ARDEN COURTS OF PALM HARBOR			14	100%	14
FORT HAMILTON URGENT CARE		14			14
BENTON HOUSE OF PORT ORANGE		8	6	43%	14
MEDEXPRESS URGENT CARE, MOON TOWNSHIP		13	1	7%	14
UC HEALTH UNIVERSITY HOSPITAL		11	3	21%	14
Terrace of Jacksonville			14	100%	14
The Evangelical Lutheran Good Samaritan Society		14			14
ASTORIA HEALTH AND REHABILITATION CENTER		13	1	7%	14
ALAN L MELOTEK MD		14			14
MINUTECLINIC DIAGNOSTIC OF SOUTH CAROL		12	2	14%	14
WALK IN URGENT CARE			14	100%	14
URGENT TEAM		11	3	21%	14
MACKOUL PEDIATRICS FORT MYERS			14	100%	14
CLEVELAND CLINIC			14	100%	14
BREVARD HEALTH ALLIANCE INC, THE		9	5	36%	14
Consulate Health Care of Jacksonville			14	100%	14
POLK CHD BARTOW		13	1	7%	14
FAMILY CARE			14	100%	14
MINUTECLINIC DIAGNOSTICS MEDICAL GROUP		13	1	7%	14
CUSTEAD CARE CENTER HAVEN HOSPICE		12	2	14%	14
JOSEF SCHENKER MD PC DBA CENTERS URGENT		13	1	7%	14
AIR, LAND & SEA PHYSICALS & CONSULTATIONS, LLC		13	1	7%	14
Belleair Healthcare Center		8	6	43%	14
MINUTECLINIC DIAGNOSTIC OF PENNSYLVANI		14			14
SOUTHEASTERN UNIVERSITY INC		14			14
SOUTHEASTERN LABORATORY			14	100%	14
INN AT LAKE SEMINOLE SQUARE, THE		14			14
AUBURN COMMUNITY HOSPITAL		12	2	14%	14
PREMIUM HEALTH SERVICES OF TAMPA BAY LLC		9	5	36%	14
RIVERSIDE COTTAGES AT THE SHORES, LLC			14	100%	14
SIGMUND LABS LLC		14			14
CARE CENTERS OF NASSAU, LLC - HENDRICKS RD		14			14
SUNSHINE PEDIATRICS OF CENTRAL FLORIDA PL		12	2	14%	14
INDIANA STATE DEPARTMENT OF HEALTH		1	13	93%	14
BOCA SIMON		2	12	86%	14
BITTINGS APOTHECARY INC		11	3	21%	14
STATMED OCALA			14	100%	14
OPIS ISLAND LAKE CENTER		13	1	7%	14
DOCTORS MEDICAL CENTER OF WALTON COUNTY CLINIC			14	100%	14
ROSS MEDICAL GROUP			14	100%	14

COVID-19: testing by laboratory

Data through Feb 3, 2021 verified as of Feb 4, 2021 at 09:25 AM

Data in this report are provisional and subject to change.

The numbers in the table below represent the number of Florida and non-Florida residents for whom test results were received by the Department of Health. A person can be tested by more than one laboratory and can have both positive and negative results. **Therefore, the sum of the numbers in each column will be larger than the total number of people tested.**

Reporting lab	Inconclusive	Negative	Positive	Percent positive	Total
BASSETTI & ASSOCIATES, MD, PA			14	100%	14
LAKELAND HILLS CENTER		7	7	50%	14
ST CLOUD MEDICAL GROUP		12	2	14%	14
FLORIDA STATE HOSPITAL			13	100%	13
SHELBY COUNTY HEALTH CARE CORPORATION		10	3	23%	13
EAR NOSE AND THROAT ASSOCIATES OF MANATEE, P.A.		10	3	23%	13
INTERMOUNTAIN CENTRAL LAB		1	12	92%	13
ESCAMBIA COMMUNITY CLINIC		2	11	85%	13
MELBOURNE FAMILY PRACTICE		12	1	8%	13
CLINICAL LABORATORY SERVICES			13	100%	13
DYNAMIC DNA LAB		1	12	92%	13
FORT WALTON BEACH DEVELOPMENTAL CENTER		12	1	8%	13
LAKE HOWARD HEIGHTS	1	11	1	8%	13
MAINSTREET FAMILY SELECT		1	12	92%	13
AMERICAN HEALTH ASSOCIATES INC		1	12	92%	13
CRESTVIEW IMMEDIATE CARE LL			13	100%	13
MEDEXPRESS URGENT CARE - ROBINSON TWP, STEUBENVILLE PIKE		11	2	15%	13
ROCKLEDGE		3	10	77%	13
SOUTH NASSAU COMMUNITIES HOSPITAL		10	3	23%	13
SONORAN DESERT PATHOLOGY ASSOCIATES			13	100%	13
ADVENT HEALTH - WINTER HAVEN		7	6	46%	13
LUCID DIAGNOSTICS LABS			13	100%	13
BROOKDALE DELAND			13	100%	13
PREMIER LABORATORY SERVICES, LLC		5	8	62%	13
FAMILY HEALTH CENTER			13	100%	13
CROSS CARE CENTER			13	100%	13
GLENBROOKE AT PALM BAY			13	100%	13
SOUTHEAST FAMILY HEALTHCARE CENTER			13	100%	13
PARKWEST MEDICAL CENTER		11	2	15%	13
BROOKLYN HOSPITAL CENTER DOWNTOWN CAMPUS		13			13
DAVITA DIALYSIS		4	9	69%	13
UNIVERSITY LAB			13	100%	13
BRYAN WHITFIELD MEMORIAL HOSPITAL		8	5	38%	13
IN-OFFICE LAB		12	1	8%	13
PHELPS HOSPITAL LABORATORY		11	2	15%	13
MONTEFIORE ST LUKE'S CORNWALL HOSPITAL		10	3	23%	13
MEADOWCREST FAMILY PHYSICIANS PA			13	100%	13
UNIVERSITY HOSPITAL UC HEALTH		9	4	31%	13
OPTIONS FOR SENIORS INC DBA PALM KREST MANOR		11	2	15%	13
LAKEWOOD RANCH MEDICAL CENTER CLINICAL LAB			13	100%	13
HORIZON MEDICAL GROUP		11	2	15%	13
MINUTECLINIC DIAGNOSTIC OF TN PC #566		11	2	15%	13
MINUTECLINIC DIAGNOSTIC OF RHODE ISLAND, LLC #590		12	1	8%	13
ANYLABTESTNOW			13	100%	13
MINUTECLINIC DIAGNOSTIC OF TN, PC 6438		11	2	15%	13
NORTHWEST FLORIDA ENT, PA		5	8	62%	13
HUDSON VALLEY HOSPITAL CENTER LABORATORY		12	1	8%	13

COVID-19: testing by laboratory

Data through Feb 3, 2021 verified as of Feb 4, 2021 at 09:25 AM

Data in this report are provisional and subject to change.

The numbers in the table below represent the number of Florida and non-Florida residents for whom test results were received by the Department of Health. A person can be tested by more than one laboratory and can have both positive and negative results. **Therefore, the sum of the numbers in each column will be larger than the total number of people tested.**

Reporting lab	Inconclusive	Negative	Positive	Percent positive	Total
BAYA URGENT CARE LLC		1	12	92%	13
Sunnyside Care Center		13			13
CAREATC			13	100%	13
VILLA OF KINGS AND QUEENS OF DELRAY		13			13
A AND R RESEARCH GROUP LLC		10	3	23%	13
COMMUNITY HEALTH OF SOUTH FLORIDA INC			13	100%	13
CVS MINUTE CLINIC DIAGNOSTIC OF TEXAS LLC		10	3	23%	13
ORANGE REGIONAL MEDICAL CENTER LABORATORY		10	3	23%	13
BAYCARE MEDICAL GROUP INC			13	100%	13
SPRINGWOOD COURT		8	5	38%	13
VALDOSTA FAMILY MEDICINE		1	12	92%	13
ELTINGVILLE CIRCLE URGENT CARE		13			13
ACCESS MEDICAL CENTER			12	100%	12
MI2297090CV HOLLAND-23D2189684		12			12
WALGREEN		4	8	67%	12
ORMOND MEDICAL ARTS		3	9	75%	12
STEINHATCHEE DRUGS		9	3	25%	12
FHCP-PORT ORANGE		3	9	75%	12
GUIDEWELL EMERGENCY MEDICINE DOCTORS LLC		2	10	83%	12
HAVEN HOSPICE			12	100%	12
ST PETER'S UNIVERSITY HOSPITAL		9	3	25%	12
BROOKDALE CITRUS			12	100%	12
BAY COUNTY HEALTH DEPARTMENT		10	2	17%	12
NAPLES GREEN VILLAGE		12			12
LIFE CARE OF PORT SAINT LUCIE		3	9	75%	12
OHIO STATE UNIVERSITY MEDICAL CENTER			12	100%	12
MC DIAGNOSTIC OF CONNECTICUT, PC #775		11	1	8%	12
LAB UNKNOWN		1	11	92%	12
CCS - JOSEPH V CONTE		11	1	8%	12
FLORIDA PRESBYTERIAN HOMES INC		11	1	8%	12
TNC WALK IN CLINIC		9	3	25%	12
MINUTECLINIC #8699		9	3	25%	12
NATIONAL GENETICS INST LABCORP		4	8	67%	12
PRIMARY CARE MEDICINE	1	10	1	8%	12
BROWARD DIALYSIS			12	100%	12
SUWANNEE COUNTY JAIL		11	1	8%	12
ADVENT HEALTH - KISSIMMEE		3	9	75%	12
CALLAWAY CLINIC		7	5	42%	12
Lady Lake Specialty Care			12	100%	12
GENEXPERT			12	100%	12
MEDEXPRESS URGENT CARE - TIMBERLAKE		11	1	8%	12
TLC FAMILY CARE HOME INC		12			12
MERIDIAN AT WATERWAYS, THE		10	2	17%	12
WORLD WRESTLING ENTERTAINMENT			12	100%	12
LEON CHD		12			12
NURSING PLUS OF BROWARD LLC		1	11	92%	12
INNOVATIVE RESEARCH OF WEST FLORIDA		9	3	25%	12

COVID-19: testing by laboratory

Data through Feb 3, 2021 verified as of Feb 4, 2021 at 09:25 AM

Data in this report are provisional and subject to change.

The numbers in the table below represent the number of Florida and non-Florida residents for whom test results were received by the Department of Health. A person can be tested by more than one laboratory and can have both positive and negative results. **Therefore, the sum of the numbers in each column will be larger than the total number of people tested.**

Reporting lab	Inconclusive	Negative	Positive	Percent positive	Total
WOODLAND TOWERS		6	6	50%	12
ACADIAN DIAGNOSTIC LABORATORIES		8	4	33%	12
VERITAS RESEARCH CORP			12	100%	12
IREPERTOIRE_MOL_LAB		12			12
THE PLAZA AT PARKSQUARE		12			12
Grand Villa of Deerfield Beach		10	2	17%	12
TREASURE COAST URGENT CARE			12	100%	12
METHODIST MEDICAL CENTER		9	3	25%	12
STEWART MELBOURNE HOSPITAL, INC	1		11	92%	12
PANCARE HEALTH - WEWA ELEMENTARY			12	100%	12
MI CASA DORADA ASSISTED LIVING FACILIT		12			12
STAT MEDICAL CLINIC III INC		7	5	42%	12
NOVALIFE MEDSPA			12	100%	12
Floral Health and Rehabilitation, LLC		11	1	8%	12
PBSO WEST PALM FAMILY PRACTICE		1	11	92%	12
APPLE DIAGNOSTICS LAB		5	7	58%	12
ORLANDO FAMILY MEDICINE		4	8	67%	12
MERCY MEDICAL CENTER		5	7	58%	12
MINUTECLINIC DIAGNOSTIC OF MICHIGAN PC		11	1	8%	12
ORCHID COVE		2	10	83%	12
FLORIDA DEPT OF HEALTH		4	8	67%	12
CVS TN5639POCT FARRAGUT		10	2	17%	12
SUMMIT ATLANTIC SURGERY CENTER		12			12
CARENOW URGENT CARE-BRENTWOOD		8	4	33%	12
MINUTECLINIC, LLC, DBA MINUTECLINIC #2544		11	1	8%	12
LONG ISLAND JEWISH VALLEY STREAM		12			12
WACO HHSSURGEWACO	1	10	1	8%	12
COMPREHENSIVE CHILDCARE ASSOCIATES		8	4	33%	12
FAMILY MEDICINE AT LONGWOOD			12	100%	12
GLEN OAKS HEALTH AND REHABILITATION CENTER			12	100%	12
PROHEALTH CARE ASSOCIATES MOBILE		9	3	25%	12
WEEMS MEMORIAL HOSPITAL		7	4	36%	11
MEDICAL CENTER AFFILIATES WEST PALM			11	100%	11
BIOTECH CLINICAL LABORATORIES, INC.		1	10	91%	11
THE TERRACE OF SAINT CLOUD		9	2	18%	11
BELLEVUE HOSPITAL CENTER DEPARTMENT		11			11
GADSDEN REGIONAL MEDICAL CENTER		11			11
SAMARITAN MEDICAL CENTER		11			11
DMH STEINHATCHEE FAMILY MEDICINE		8	3	27%	11
MOUNT DORA PEDIATRICS		9	2	18%	11
MHHS All Lab Subsection		11			11
PRIMECARE AT PORT ORANGE			11	100%	11
UNIVERSITY CENTRA CARE		10	1	9%	11
REDMED CLINIC OF ARLINGTON		10	1	9%	11
MEDEXPRESS URGENT CARE-ALTOONA		9	2	18%	11
QUOTIENT SCIENCES LABS LLC			11	100%	11
SEMORAN FAMILY HEALTH LLC		10	1	9%	11

COVID-19: testing by laboratory

Data through Feb 3, 2021 verified as of Feb 4, 2021 at 09:25 AM

Data in this report are provisional and subject to change.

The numbers in the table below represent the number of Florida and non-Florida residents for whom test results were received by the Department of Health. A person can be tested by more than one laboratory and can have both positive and negative results. **Therefore, the sum of the numbers in each column will be larger than the total number of people tested.**

Reporting lab	Inconclusive	Negative	Positive	Percent positive	Total
St. Annes Nursing Center, St. Annes Residence, Inc.		11			11
MORTON PLANT MEASE			11	100%	11
PRIMARY CARE WALK IN CLINIC PLLC			11	100%	11
ELITE HOME HEALTH SERVICES		11			11
WHITE-WILSON MEDICAL CENTER		11			11
TROPICANA		5	6	55%	11
ALCOVE ASSISTED LIVING FACILITY		11			11
NIGHT LITE PEDIATRICS CENTER, LLC		1	10	91%	11
WANTAGH URGENT CARE		8	3	27%	11
PALM BEACH PATHOLOGY		9	2	18%	11
MINUTECLINIC DIAGNOSTIC OF LOUISIANA		10	1	9%	11
AIM LABORATORIES			11	100%	11
CORNER OAK ESTATE LLC		11			11
CARE FAST MURABELLA		7	4	36%	11
CARINGTON MANOR		11			11
ADVENTHEALTH MEDICAL GROUP CARE CLINIC AT		8	3	27%	11
ST ANTHONY'S HOSP PATIENT CARE SERVICE			11	100%	11
BAPTIST PRIMARY CARE PONTE VEDRA		6	5	45%	11
TELEVISIT PALM BAY FAMILY PRACTICE		9	2	18%	11
WATSON HEALTHCARE		8	3	27%	11
ST JOSEPHS HOSPITAL SOUTH HOSPITAL			11	100%	11
FIRST CHOICE PEDIATRICS WINTER SPRINGS		10	1	9%	11
PRIMECARE ACQUISITION FAMILY PRACTICE INC		11			11
GRACE WELLNESS CENTER		3	8	73%	11
NORTHERN WESTCHESTER HOSPITAL LABORATORY		9	2	18%	11
PULSE & REMEDY LLC			11	100%	11
SENIOR HOME CARE INC		11			11
FIRST CHOICE PEDIATRICS INC		10	1	9%	11
St Joseph's Hospital & Medical Center		10	1	9%	11
GENESIS		7	4	36%	11
ADVENTHEALTH MEDICAL GROUP PULMONOLOGY		10	1	9%	11
PINELLAS COUNTY HEALTH DEPARTMENT		2	9	82%	11
FAMILY PRACTICE ON THE GO		6	5	45%	11
ARNOT OGDEN MEDICAL CENTER LABORATORY		11			11
AVENTURA HOSPITAL AND MEDICAL CENTER			11	100%	11
WINTER PARK CARE AND REHABILITATION			11	100%	11
DESOTO HEALTH AND REHAB LLC		7	4	36%	11
MINUTECLINIC DIAGNOSTIC OF TN, PC 374		7	4	36%	11
MAIN STREET MEDICAL CENTER OF CRESTVIEW PA		1	10	91%	11
VIRTUA WEST JERSEY HOSPITAL VOORHEES		9	2	18%	11
COMMUNITY HOME HEALTH CARE		11			11
WELLMED AT SOUTH PARSONS		9	2	18%	11
CARLOS PORTU MD, PLLC			11	100%	11
UMHC/SYLVESTER AT KENDALL		1	10	91%	11
EMERALD COAST PEDIATRICS			11	100%	11
JFK MEDICAL CENTER NORTH LAB		1	10	91%	11
CULINARY INSTITUTE OF AMERICA STUDENT	3	8			11

COVID-19: testing by laboratory

Data through Feb 3, 2021 verified as of Feb 4, 2021 at 09:25 AM

Data in this report are provisional and subject to change.

The numbers in the table below represent the number of Florida and non-Florida residents for whom test results were received by the Department of Health. A person can be tested by more than one laboratory and can have both positive and negative results. **Therefore, the sum of the numbers in each column will be larger than the total number of people tested.**

Reporting lab	Inconclusive	Negative	Positive	Percent positive	Total
LEHIGH VALLEY HOSPITAL		3	8	73%	11
CARENOW URGENT CARE-WEST END		7	3	30%	10
COVANCE CENTRAL LABORATORY			10	100%	10
EMERALD COAST HOSPICE - CRESTVIEW		10			10
PBC PREMIER FAMILY HEALTH			10	100%	10
MEDEXPRESS URGENT CARE PARKERSBURG		8	2	20%	10
MEDICAL LABORATORY DIAGNOSTICS			10	100%	10
ALABAMA DEPARTMENT OF PUBLIC HEALTH		1	9	90%	10
PLYMOUTH HARBOR INCORPORATED		9	1	10%	10
STATEN ISLAND UNIVERSITY HOSPITAL SEGUINE AVE		9	1	10%	10
ADEPT INPATIENT MEDICAL SERVICES PC		10			10
ACCESS PHARMACY		10			10
PANCARE HEALTH - VERNON ELEMENTARY			10	100%	10
MISSOURI DEPARTMENT OF HEALTH AND SENIOR SERVICES			10	100%	10
ADVENTHEALTH MEDICAL GROUP		9	1	10%	10
CBC LAB		3	7	70%	10
NEW JERSEY DEPARTMENT OF HEALTH COMMUNICABLE DISEASE SERVICE		3	7	70%	10
HOPE HEALTHCARE		10			10
KIDSVILLE PEDIATRICS			10	100%	10
ILLINOIS DEPT OF PUBLIC HEALTH LAB - SPRINGFIELD			10	100%	10
MEDEXPRESS URGENT CARE-KATY		7	3	30%	10
Hackensack Umc Mountainside		9	1	10%	10
APPALACHIAN REGIONAL HEALTHCARE SYSTEM		10			10
URGENT CARE USA LLC		1	9	90%	10
HCR MANORCARE		10			10
TENNESSEE DEPARTMENT OF HEALTH (TDH) - CENTRAL LABORATORY		2	8	80%	10
CITRUS CARE CLINIC			10	100%	10
CORONA PATHOLOGY		10			10
PRORENATA LABS		2	8	80%	10
SAVANNAH MANOR ASSISTED LIVING COMMUNITY			10	100%	10
VASCONCELLO COHEN MD PA		9	1	10%	10
PARROTT MEDICAL CLINIC			10	100%	10
HIGH TOWER ALF LLC		9	1	10%	10
BOCA RATON REGIONAL HOSPITAL LAB			10	100%	10
VIERA FAMILY MEDICINE AND WELLNESS		6	4	40%	10
CLINIC OF PEDIATRICS & GI MEDICINE INC			10	100%	10
AMBRY GENETICS CORPORATION		10			10
Maury Regional Hospital		6	4	40%	10
VETERNANS ADMINISTRATION			10	100%	10
ISLAND COAST PEDIATRICS IN-HOUSE LAB		10			10
Lehigh Acres Health and Rehabilitation			10	100%	10
BLOCK NATION CHASE		4	6	60%	10
MED LABS DIAGNOSTICS		5	5	50%	10
AMERICAN HOUSE FORT MYERS		10			10
COMMUNITY HEALTH CENTER		2	8	80%	10
URGENT CARE CENTER AT PINNACLE		4	6	60%	10
NORTH OKALOOSA PHYSICIAN GROUP		10			10

COVID-19: testing by laboratory

Data through Feb 3, 2021 verified as of Feb 4, 2021 at 09:25 AM

Data in this report are provisional and subject to change.

The numbers in the table below represent the number of Florida and non-Florida residents for whom test results were received by the Department of Health. A person can be tested by more than one laboratory and can have both positive and negative results. **Therefore, the sum of the numbers in each column will be larger than the total number of people tested.**

Reporting lab	Inconclusive	Negative	Positive	Percent positive	Total
MEYER PEDIATRICS CHTD		10			10
FAMILY MEDICINE AT HUNTERS CREEK		10			10
VITALANT		1	9	90%	10
ASSOCIATES MD CYPRESS CREEK			10	100%	10
BROWARD HEALTH CARE			10	100%	10
LAKE NONA MEDICAL SERVICES		3	7	70%	10
ONEIDA HEALTHCARE CENTER		8	2	20%	10
CARENOW URGENT CARE - EAST NASHVILLE		8	2	20%	10
NOT INDICATED		1	9	90%	10
SIDHDH INC DBA SAN CARLOS PHARMACY		8	2	20%	10
SOMA MEDICAL CENTER # 4		2	8	80%	10
GEORGE W FERGUSON MD-CONCIERGE MEDICAL SERVICES PL		9	1	10%	10
MEDEXPRESS URGENT CARE - SEMINOLE SQU		9	1	10%	10
MOSOLF PEDIATRICS			10	100%	10
JOHN W NORRIS III MD PA	1		9	90%	10
SANFORD PEDIATRIC ASSOCIATES, PA		8	2	20%	10
LAKE BALDWIN CBOC		9	1	10%	10
ESTATES MEDICAL CENTER INC			10	100%	10
SOMA MEDICAL CENTER, P.A.			10	100%	10
BROOKDALE PANAMA CITY		9	1	10%	10
MEDEXPRESS URGENT CARE CHARLESTON		6	4	40%	10
RPC@HODGES		2	8	80%	10
CONSULATE HEALTH CARE OF PENSACOLA			10	100%	10
MEDEXPRESS URGENT CARE - LAFAYETTE		9	1	10%	10
ADVENTIST HEALTH SYSTEM FLORIDA DEPT OF HEALTH		6	4	40%	10
Hialeah Nursing And Rehabilitation Center		6	4	40%	10
CREATIVE TESTING SOLUTIONS		3	7	70%	10
BEAUMONT LABORATORY			10	100%	10
MEDEX REGIONAL LABORATORIES LLC		1	9	90%	10
WELLMED AT PORT ST LUCIE WEST		6	4	40%	10
MINUTECLINIC DIAGNOSTIC OF TN PC #6415		8	1	11%	9
LPG PEDIATRICS AT PAGE FIELD		9			9
SURGERY CENTER OF CORAL GABLES LLC,THE		8	1	11%	9
OPTIMAL CARE PEDIATRICS			9	100%	9
PERSONAL PEDIATRICS PA		7	2	22%	9
PEDIATRIC HEALTH CARE ALLIANCE			9	100%	9
MIAMI BEACH MEDICAL GROUP LLC			9	100%	9
ORLANDO CLINICAL RESEARCH CENTER		8	1	11%	9
CHEMISYS LABORATORIES		1	8	89%	9
LOREY ALF		9			9
PRECISION GENETICS			9	100%	9
ROSECASTLE			9	100%	9
VILLAGE PLACE HEALTH AND REHAB		9			9
BRENNITY AT VERO BEACH, THE			9	100%	9
Manor Care of Dunedin		6	3	33%	9
UNIVERSITY MEDICAL CENTER		8	1	11%	9
Consulate Health Care of Brandon		7	2	22%	9

COVID-19: testing by laboratory

Data through Feb 3, 2021 verified as of Feb 4, 2021 at 09:25 AM

Data in this report are provisional and subject to change.

The numbers in the table below represent the number of Florida and non-Florida residents for whom test results were received by the Department of Health. A person can be tested by more than one laboratory and can have both positive and negative results. **Therefore, the sum of the numbers in each column will be larger than the total number of people tested.**

Reporting lab	Inconclusive	Negative	Positive	Percent positive	Total
COLLIER COUNTY HEALTH DEPT.		4	5	56%	9
NORTHSHORE UNIVERSITY HEALTHSYSTEM EVANSTON HOSPITAL LAB			9	100%	9
BUENA VIDA ESTATES			9	100%	9
WILTON MANORS HEALTH & REHABILITATION CENTER			9	100%	9
OMNI			9	100%	9
MOBILE RESPONSE DIAGNOSTICS LLC		8	1	11%	9
ORANGE PARK PEDIATRIC ASSOCIATES		1	8	89%	9
OUR HOME AT BEACON HILL			9	100%	9
MAIMONIDES MEDICAL CENTER		6	3	33%	9
NATURE COAST REGIONAL MEDICAL CENTER			9	100%	9
RIVERWOOD CENTER,THE			9	100%	9
MINUTECLINIC DIAGNOSTIC OF NEW MEXICO		9			9
MEDEXPRESS URGENT CARE- MARYLAND		8	1	11%	9
UNAVAILABLE/UNKNOWN/NO INFORMATION FOUND			9	100%	9
CHILDREN'S HEALTH CENTER INC.		7	2	22%	9
CVS MINUTE CLINIC DIAGNOSTIC OF WISCONSIN		9			9
MONROE COUNTY HOSPITAL		6	3	33%	9
Signature Healthcare of Ormond		9			9
FAMILY PRACTICE OF DAVIE INC			9	100%	9
HEALTHWORKS MED GROUP OF FLORIDA PA		4	5	56%	9
KESHAV RX LLC		8	1	11%	9
SAMARITAN HOSPITAL LABORATORY		8	1	11%	9
MICHIGAN DEPARTMENT OF COMMUNITY HEALTH		1	8	89%	9
MAINSTREET FAMILY CARE			9	100%	9
CLEVELAND TENNESSEE HOSPITAL COMPANY		8	1	11%	9
URGENT CARE & FAMILY PRACTICE CENTER			9	100%	9
CVS MINUTE CLINIC DIAGNOSTIC MED GRP OF CA		9			9
GCPM MANUAL MICROBIOLOGY		1	8	89%	9
MEDEXPRESS URGENT CARE - WINCHESTER GATEWAY		7	2	22%	9
ST VINCENT'S URGENT CARE		8	1	11%	9
BAYFRONT HEALTH ST PETERSBURG		8	1	11%	9
CARENOW URGENT CARE-MT JULIET		8	1	11%	9
RICHMOND UNIVERSITY MEDICAL CENTER		7	2	22%	9
LAKEVIEW HEALTH SYSTEMS			9	100%	9
MOLECULAR PATHOLOGY LABORATORY			9	100%	9
MIDMICHIGAN MEDICAL CENTER			9	100%	9
COLLIER COUNTY JAIL		9			9
MEDEXPRESS URGENT CARE - MONROE		9			9
Grand Villa of Clearwater		7	2	22%	9
Rosewood Healthcare and Rehabilitation Center		5	4	44%	9
PATEL MEDICAL VENTURES		8	1	11%	9
BAYONET POINT HOSPITAL			9	100%	9
ANY LAB TEST NOW INC			9	100%	9
MINUTE CLINIC LLC #1448		8	1	11%	9
NEMOURS CHILDREN'S PRIMARY CARE VERO BEACH			9	100%	9
CVS PHARMACY NO 274		9			9
BAPTIST HEALTH			9	100%	9

COVID-19: testing by laboratory

Data through Feb 3, 2021 verified as of Feb 4, 2021 at 09:25 AM

Data in this report are provisional and subject to change.

The numbers in the table below represent the number of Florida and non-Florida residents for whom test results were received by the Department of Health. A person can be tested by more than one laboratory and can have both positive and negative results. **Therefore, the sum of the numbers in each column will be larger than the total number of people tested.**

Reporting lab	Inconclusive	Negative	Positive	Percent positive	Total
YORKVILLE PEDIATRIC URGENT CARE		9			9
RIVERSIDE MEDICAL GROUP		8	1	11%	9
WADSWORTH CENTER - DAVID AXELROD INSTITUTE		8	1	11%	9
PEDIATRIC SERVICES AND BREATHING CENTER PA		6	3	33%	9
RHODE ISLAND DEPARTMENT OF HEALTH			9	100%	9
RED MOUNTAIN DIAGNOSTICS		9			9
PALM BAY FAMILY PRACTICE		4	5	56%	9
CROSSROADS URGENT CARE, PLLC		9			9
SHERMAN-ABRAMS LABORATORY INC		8	1	11%	9
TMH PHYSICIAN PARTNERS - MONTICELLO		8	1	11%	9
LAKE NONA MEDICAL SERVICE LLC		9			9
ADVENT HEALTH - FOUR CORNERS ER		8	1	11%	9
MEDEXPRESS URGENT CARE - PANTOPS		8	1	11%	9
COASTAL COMPLETE CARE		4	5	56%	9
COLLIER PHARMACY		6	3	33%	9
CVS HEALTH, #3396		9			9
WINDSOR OF SAN PABLO, THE		6	3	33%	9
AVALON FAMILY RESORT ASSISTED LIVING LLC		9			9
FLORIDA MEDICAL CLINIC IM MLK		9			9
FLORIDA MEDICAL CLINIC - MULTI SPECIALTY CAMPUS		2	7	78%	9
THE VILLAGES HEALTH		5	4	44%	9
Westchester General Hospital			9	100%	9
IGENEX INC		9			9
GNT ASSOCIATES		8	1	11%	9
WESTCHESTER GENERAL HOSPITAL BLOOD GAS LAB			9	100%	9
AZALEA HEALTH		2	7	78%	9
ASHRAF MEDICAL GROUP PLLC DBA PULSE M		8	1	11%	9
NIGHT OWL PEDIATRICS URGENT CARE			9	100%	9
PALM BAY URGENT CARE PL		1	8	89%	9
NORTHWEST FLORIDA COMMUNITY HOSPITAL LABORATORY		8	1	11%	9
WINDSOR OF GAINESVILLE		9			9
ALACHUA			9	100%	9
CLAYMED OF NORTH FLORIDA			9	100%	9
CVS MINUTE CLINIC DIAGNOSTIC PA		7	2	22%	9
ENT AND ALLERGY ASSOCIATES OF FLORIDA LLC		7	1	13%	8
THOMAS JEFFERSON UNIVERSITY HOSPITAL		4	4	50%	8
BRILLIANCE ASSISTED LIVING			8	100%	8
MULBERRY CARE CENTER		5	3	38%	8
WELLIGENT		1	7	88%	8
ST JUDE LABORATORIES		6	2	25%	8
DORAL URGENT CARE			8	100%	8
MINUTECLINIC DIAGNOSTIC OF LOUISIANA,		7	1	13%	8
MINUTECLINIC DIAGNOSTIC OF TN, PC 4992		8			8
PALM BEACH COUNTY HEALTH DEPARTMENT LABORATORY			8	100%	8
JOHNS HOPKINS MEDICAL LABORATORIES		1	7	88%	8
MINUTE CLINIC DIAGNOSTIC OF SC, LLC #42		7	1	13%	8
PASSPORT HEALTH OF TAMPA BAY		8			8

COVID-19: testing by laboratory

Data through Feb 3, 2021 verified as of Feb 4, 2021 at 09:25 AM

Data in this report are provisional and subject to change.

The numbers in the table below represent the number of Florida and non-Florida residents for whom test results were received by the Department of Health. A person can be tested by more than one laboratory and can have both positive and negative results. **Therefore, the sum of the numbers in each column will be larger than the total number of people tested.**

Reporting lab	Inconclusive	Negative	Positive	Percent positive	Total
SARASOTA - ROBERT L TAYLOR COMMUNITY CENTER		1	7	88%	8
NORTHWEST FLORIDA COMMUNITY HOSPITAL 3RD FLOOR		8			8
SURGOINSVILLE PHARMACY		8			8
FORT PIERCE FAMILY CARE INC		3	5	63%	8
FLORIDA HEART AND VASCULAR MULTISPECIALTY GROUP		8			8
FOUNTAINVIEW BY FIVE STAR QUALITY CARE		7	1	13%	8
MEDEXPRESS URGENT CARE, BUTLER		5	3	38%	8
METHODIST HOSPITAL			8	100%	8
BARTON PARKER OD PC		8			8
HOLY NAME MEDICAL CENTER	1	6	1	13%	8
CARROLL GARDENS URGENT CARE		8			8
FLORIDA HOSPITAL WINTER PARK		7	1	13%	8
CVS NC187POCT CHARLOTTE		8			8
PRIMARY CARE SPECIALISTS OF ORLANDO LLC		6	2	25%	8
CIGNA ONSITE HEALTH LLC		2	6	75%	8
FLORIDA CLINICAL LAB		1	7	88%	8
EMERGENCY MEDICAL CENTER		3	5	63%	8
FLORIDA HOSPITAL PHYSICIAN GROUP		3	5	63%	8
ORMOND BEACH CENTRA CARE			8	100%	8
MINUTECLINIC DIAGNOSTIC OF TN PC #6435		8			8
VIGILINT HEALTHCARE		5	3	38%	8
HEALTHPARK MEDICAL CTR NURSING SVC		8			8
X-GENE MOLECULAR LABS		1	7	88%	8
GOLISANO CHILDREN'S HOSPITAL OF SOUTHWEST FLORIDA		6	2	25%	8
COMMUNITY HEALTH OF SOUTH FLORIDA			8	100%	8
THE WOLFF CENTER FOR CHILD & ADOLESCENT HEALTH			8	100%	8
ST CHARLES HOSPITAL LABORATORY		8			8
KINDRED HOSPITAL OCALA		6	2	25%	8
WHITE SANDS OUTPATIENT SERVICES (WSOP SERVICES LLC		8			8
DOCTOR'S IN-HOUSE LAB/COMMUNITY HEALTH CENTERS OF PINELLAS – CLEARWATE			8	100%	8
MINUTECLINIC DIAGNOSTIC OF NORTH		7	1	13%	8
IU HEALTH PATHOLOGY		1	7	88%	8
ORLANDO HEALTH PHYSICIAN ASSOCIATES		4	4	50%	8
MINUTECLINIC DIAGNOSTIC OF TN PC #320		7	1	13%	8
LIFE'S SPECIAL MOMENTS INC		8			8
INTERNAL MEDICINE ASSOCIATES OF JACKSON HOSPITAL			8	100%	8
COLLIER BLVD HMA PHYSICIAN MANAGEMENT,, LLC			8	100%	8
MEDEXPRESS URGENT CARE MONACA		8			8
MEDEXPRESS URGENT CARE - BENTON HARBOR		8			8
AFC URGENT CARE - CEDAR GROVE		8			8
SYLVESTER AT PLANTATION LABORATORY		7	1	13%	8
VETERANS AFFAIRS MEDICAL CENTER - OUTPATIENT			8	100%	8
RUSSELL MEDICAL CENTER		7	1	13%	8
MEDEXPRESS URGENT CARE - SALEM		4	4	50%	8
FLORIDA MENTOR		7	1	13%	8
DOH JACKSONVILLE CENTRAL LABORATORY		3	5	63%	8
JX REF LAB			8	100%	8

COVID-19: testing by laboratory

Data through Feb 3, 2021 verified as of Feb 4, 2021 at 09:25 AM

Data in this report are provisional and subject to change.

The numbers in the table below represent the number of Florida and non-Florida residents for whom test results were received by the Department of Health. A person can be tested by more than one laboratory and can have both positive and negative results. **Therefore, the sum of the numbers in each column will be larger than the total number of people tested.**

Reporting lab	Inconclusive	Negative	Positive	Percent positive	Total
Sunset Lake Health and Rehabilitation Center		8			8
PENSACOLA CLUSTER			8	100%	8
LAKE CO SCHOOLS EMPLOYEE HEALTH & WELLNESS CENTER	1	6	1	13%	8
LIFE CARE CITRUS COUNTY			8	100%	8
HEALTHMARK REGIONAL HOSPITAL LAB		4	4	50%	8
WATERFORD AT CREEKSIDE, THE			8	100%	8
CVS MINUTE CLINIC, LLC		6	2	25%	8
EXECUTIVE MEDICAL SERVICES		8			8
LANE PEDIATRICS PA			8	100%	8
PALM BEACH CDH - DELRAY BEACH			8	100%	8
BEAUMONT EMERGENCY CENTER			8	100%	8
MINUTE CLINIC LLC #5733		8			8
MINUTE CLINIC DIAGNOSTIC OF VIRGINIA, LLC		8			8
BAPTIST OUTPATIENT			8	100%	8
ARCHBOLD MEMORIAL HOSPITAL/LAB		3	5	63%	8
BLOOMING GARDENS OF CARE INC		8			8
CIAN DIAGNOSTICS			8	100%	8
MINUTE CLINIC		1	7	88%	8
ADVENTHEALTH MEDICAL GROUP PEDIATRICS AT		2	6	75%	8
MC DIAGNOSTIC OF CONNECTICUT, PC #1960		8			8
MINUTECLINIC DIAGNOSTIC OF MINNESOTA		8			8
ROBERT WOOD JOHNSON HOSPITAL		7	1	13%	8
INSPIRED LIVING AT PALM BAY		7	1	13%	8
MEDEXPRESS URGENT CARE-LATROBE		8			8
SOMA MEDICAL CENTER, PA #4 FLORIDA MANGO			8	100%	8
ST CLOUD PHYSICIAN MANAGMENT LLC		7	1	13%	8
URGENT MEDICAL CENTER INC		2	6	75%	8
URGENT TEAM MANAGEMENT OF TENNESSEE		7	1	13%	8
OPTUM SILVER LAKES			8	100%	8
PHASE2 LABS	2	4	2	25%	8
DEPARTMENT OF HEALTH- CITRUS COUNTY		1	7	88%	8
HUNTINGTON URGENT CARE		8			8
PUTNAM COUNTY EMERGENCY RESCUE SERVICE		5	3	38%	8
ALACHUA COUNTY HEALTH DEPARTMENT		1	7	88%	8
MONTEFIORE MEDICAL CENTER LABORATORIES - WEILER		6	2	25%	8
FAST PACE MEDICAL CLINIC PLLC		6	2	25%	8
WESTPAC LABS INC	1		7	88%	8
DOCTOR'S IN HOUSE LAB			8	100%	8
BONITA PHARMACY		8			8
GULF COAST MEDICAL GROUP		2	6	75%	8
MID-HUDSON VALLEY DIVISION OF WESTCHESTER MEDICAL		8			8
ST. JOSEPH HOSPITAL AND HEALTH CARE INC.			8	100%	8
CVS MINUTE CLINIC DIAGNOSTIC OF TEXAS, LLC		8			8
DOH-TAMPA BRANCH LABORATORY (MLK BLVD)		4	4	50%	8
THE MARY IMOGENE BASSETT HOSPITAL		8			8
BENSONHURST URGENT CARE		8			8
CHILDREN'S HEALTHCARE OF ATLANTA/EGLESTON		8			8

COVID-19: testing by laboratory

Data through Feb 3, 2021 verified as of Feb 4, 2021 at 09:25 AM

Data in this report are provisional and subject to change.

The numbers in the table below represent the number of Florida and non-Florida residents for whom test results were received by the Department of Health. A person can be tested by more than one laboratory and can have both positive and negative results. **Therefore, the sum of the numbers in each column will be larger than the total number of people tested.**

Reporting lab	Inconclusive	Negative	Positive	Percent positive	Total
HUNTINGTON VILLAGE URGENT CARE		8			8
INTERNAL MEDICINE AND AESTHETICS OF NAPLES LLC		8			8
MONTEFIORE MEDICAL CENTER LABORATORIES - NORTH		8			8
CONSULATE HEALTH CARE		7	1	13%	8
LUXOR SCIENTIFIC LLC		1	7	88%	8
MAGNOLIA PEDIATRICS GROUP LLC			8	100%	8
HARBORCHASE OF DR PHILLIPS		7	1	13%	8
ALLINA HEALTH - ABBOTT NORTHWESTERN HOSPITAL		5	3	38%	8
FAMILY MEDICINE OF WESTON LLC			8	100%	8
MEDICANA NURSING AND REHAB CENTER			8	100%	8
NORTHSIDE HOSPITAL		2	6	75%	8
DAVID LAWRENCE CENTER INC		7	1	13%	8
ATLANTIC CONSOLIDATED LABORATORY		8			8
RIVERVIEW REGIONAL MEDICAL CENTER		6	2	25%	8
NITIN BAWA PROFESSIONAL ASSOCIATES			8	100%	8
MEDEXPRESS URGENT CARE - WASHINGTON		6	2	25%	8
GENEUS DIAGNOSTICS			8	100%	8
ADVANCED URGENT CARE CENTER			8	100%	8
MEDEXPRESS URGENT CARE - CHRISTIANBURG		7	1	13%	8
FHCP-ORANGE CITY			8	100%	8
GENE STREET LABORATORIES, LLC		6	2	25%	8
PUTNAM FAMILY CARE INC		3	5	63%	8
CORAL LANDING ASSISTED LIVING		5	2	29%	7
OCALA FAMILY MEDICAL CENTER		7			7
MEDEXPRESS URGENT CARE - MAPLE DRIVE		7			7
COMMUNITY MEDICAL AND DENTAL CARE INC		7			7
QUE		4	3	43%	7
KEYSTONE PLACE AT NAPLES PRESERVE		4	3	43%	7
ILLINOIS DEPARTMENT OF PUBLIC HEALTH			7	100%	7
NORTON HEALTHCARE			7	100%	7
FLORIDA CENTER FOR DERMATOLOGY LABORATORY			7	100%	7
ROSEMONT GARDENS INC		7			7
KENDALL REGIONAL MEDICAL CNTR			7	100%	7
CARE ATC - CITY OF BOYNTON BEACH		2	5	71%	7
A LILIKO'I PHARMACY LLC		7			7
HEALTH NETWORK LABORATORIES		6	1	14%	7
TRUE HEALTH		5	2	29%	7
MEDEXPRESS URGENT CARE - FAYETTEVILLE		5	2	29%	7
SCHOOL OF PHARMACY AND PHARMACEUTICAL		7			7
ABBAY MANOR RETIREMENT RESIDENCE INC		7			7
FLORIDA MEDICAL CL ODOM TPA		4	3	43%	7
NEWPATH DIAGNOSTICS		4	3	43%	7
Grand Villa of Dunedin		1	6	86%	7
ST JOSEPHS CHILDRENS OUTREACH			7	100%	7
MIAMI BEACH MEDICAL GROUP			7	100%	7
MEDEXPRESS ELKINS		7			7
MADISON COUNTY HEALTH DEPARTMENT		5	2	29%	7

COVID-19: testing by laboratory

Data through Feb 3, 2021 verified as of Feb 4, 2021 at 09:25 AM

Data in this report are provisional and subject to change.

The numbers in the table below represent the number of Florida and non-Florida residents for whom test results were received by the Department of Health. A person can be tested by more than one laboratory and can have both positive and negative results. **Therefore, the sum of the numbers in each column will be larger than the total number of people tested.**

Reporting lab	Inconclusive	Negative	Positive	Percent positive	Total
PEDIATRICS OF CENTRAL FLORIDA		5	2	29%	7
CARENOW URGENT CARE-GREEN HILLS		7			7
SOUTH COM HEALTH CLINIC, DEPT. OF THE ARMY		7			7
FLORIDA CANCER SPECIALISTS & RESEARCH INSTITUTE		6	1	14%	7
ALLEGRO - TAMPA	1	4	2	29%	7
UNIVERSITY OF WASHINGTON MEDICAL CENTER			7	100%	7
ST VINCENT'S ST CLAIR		4	3	43%	7
CARESOUTH HHA HOLDINGS OF TALLAHASSEE LLC		7			7
MINUTECLINIC, LLC, DBA MINUTECLINIC #6106		5	2	29%	7
MEDEXPRESS URGENT CARE - BEECH GROVE		6	1	14%	7
MORTON PLANT NORTH BAY HOSPITAL			7	100%	7
LAB UNKNOWN		6	1	14%	7
SENIOR LIVING IV SUN CITY LLC		6	1	14%	7
VICTORIAN MANOR		2	5	71%	7
OKLAHOMA STATE DEPARTMENT OF HEALTH-PUBLIC HEALTH LABORATORY			7	100%	7
FLORIDA DIGESTIVE AND LIVER SPECIALIST		7			7
BERRYHILL MANOR		7			7
GRACE WELLNESS CENTER LLC		6	1	14%	7
AR ANESTHESIA LLC		7			7
MIDNIGHT MEDICINE			7	100%	7
WILDLIGHT LAB			7	100%	7
WYOMING COUNTY COMMUNITY HOSPITAL LABORATORY		7			7
MEDEXPRESS URGENT CARE - HOT SPRINGS		7			7
VITAS HEALTHCARE CORPORATION OF FL			7	100%	7
NOVANT HEALTH INPATIENT CARE		2	5	71%	7
LEE COUNTY HEALTH DEPARTMENT		4	3	43%	7
UF HEALTH			7	100%	7
PANCARE HEALTH - HOSFORD SCHOOL			7	100%	7
PASSPORT HEALTH			7	100%	7
MERCY HEALTH—MUSKEGON		6	1	14%	7
PALM POINT BEHAVIORAL HEALTH		7			7
MINUTE-CLINIC DIAGNOSTIC OF VIRGINIA		6	1	14%	7
DOCTORS CLINICAL LABORATORY, INC		5	2	29%	7
MINUTECLINIC, LLC, #4160		4	3	43%	7
BARTRAM CROSSING		7			7
DALLAS COUNTY HEALTH AND HUMAN SERVICES			7	100%	7
CVS MINUTE CLINIC DIAGNOSTIC		6	1	14%	7
IRL MARKET LAB			7	100%	7
CVS MINUTE CLINIC DIAGNOSTIC OF VIRGINIA		7			7
MAGNOLIA DIAGNOSTICS, LLC		3	4	57%	7
TRUE HEALTH DIAGNOSTICS		1	6	86%	7
MINUTECLINIC, LLC #4230		6	1	14%	7
Thermopolis Rehabilitation Wellness		7			7
MED TECH SERVICES OF PALM BEACH INC		7			7
ST VINCENT'S CHILTON		5	2	29%	7
DOCTOR'S IN-HOUSE LAB/COMMUNITY HEALTH CENTERS OF PINELLAS –PINELLAS P			7	100%	7
SUPERIOR RESIDENCES AT CALA HILLS		7			7

COVID-19: testing by laboratory

Data through Feb 3, 2021 verified as of Feb 4, 2021 at 09:25 AM

Data in this report are provisional and subject to change.

The numbers in the table below represent the number of Florida and non-Florida residents for whom test results were received by the Department of Health. A person can be tested by more than one laboratory and can have both positive and negative results. **Therefore, the sum of the numbers in each column will be larger than the total number of people tested.**

Reporting lab	Inconclusive	Negative	Positive	Percent positive	Total
MEDLABS DIAGNOSTICS		7			7
VERMONT DEPARTMENT OF HEALTH		1	6	86%	7
LEPE'S HOUSE			7	100%	7
DYNAMIC HEALTH CENTERS INC		3	4	57%	7
CVS PHARMACY #8800		5	2	29%	7
BRADENTON PHYSICIANS MEDICAL CENTER			7	100%	7
BELLE GLADES HEALTH CLINIC			7	100%	7
DOTHAN PEDIATRIC CLINIC			7	100%	7
AVON PARK PEDIATRICS			7	100%	7
DEBARY HEALTH AND REHABILITATION CENTER		6	1	14%	7
KANSAS DEPARTMENT OF HEALTH		2	5	71%	7
CARENOW URGENT CARE-DONELSON		5	2	29%	7
MEDEXPRESS URGENT CARE-DUBOIS		7			7
GENTRY PARK ORLANDO ASSISTED LIVING		6	1	14%	7
JUPITER ISLAND PUBLIC SAFETY		5	2	29%	7
ENCOMPASS HOME HEALTH OF THE SOUTHEAST LLC		7			7
SOMA MEDICAL CENTER MD PA #7 PEDIATRICS			7	100%	7
MEDEXPRESS URGENT CARE, JOHNSTOWN		6	1	14%	7
LAWTON CHILES HEALTH CENTER		1	6	86%	7
KEY TRAINING CENTER			7	100%	7
BROOKDALE LAKE ORIENTA			7	100%	7
FLORIDA STATE HOSPITAL CLINICAL LABORATORY		7			7
MEDI STATION			7	100%	7
NEW YORK PRESBYTERIAN - LOWER MANHATTAN		7			7
FLORIDA DEPARTMENT OF HEALTH WASHINGTON COUNTY		3	4	57%	7
Parkside Villa		7			7
CVS MINUTE CLINIC DIAGNOSTIC OF TEXAS,LLC		5	2	29%	7
DR PHILLIPS MEDICAL WELLNESS CENTER		7			7
PENINSULA CARE AND REHABILITATION CENTER			7	100%	7
EMBRY-RIDDLE AERONAUTICAL UNIVERSITY HEALTH			7	100%	7
JACKSON CLINIC PA,THE		3	4	57%	7
HNL LAB MEDICINE		5	2	29%	7
LYNMOORE,THE		7			7
HOLY GARDEN ALF, INC.		7			7
FHMG_FM AND IM AVALON PARK		2	5	71%	7
BAYCARE MEDICAL GROUP		1	6	86%	7
BAYFRONT MEDICAL			7	100%	7
BAPTIST PEDIATRICS		6	1	14%	7
ELLIS HOSPITAL LABORATORY		6	1	14%	7
SEA LEVEL LABS			7	100%	7
MONTEFIORE NYACK HOSPITAL AFFILIATED LABORATORY		7			7
ADVANCED RESEARCH FOR HEALTH IMPROVEMENT		5	2	29%	7
SONORA QUEST LABORATORIES			7	100%	7
SOUTH FLORIDA ENT ASSOCIATES, INC			7	100%	7
PINELLAS PARK FIRE DEPARTMENT		7			7
SOUTHERN LABORATORY SERVICES OF NWF		7			7
MIAMI COMPREHENSIVE MEDICINE GROUP PA		4	3	43%	7

COVID-19: testing by laboratory

Data through Feb 3, 2021 verified as of Feb 4, 2021 at 09:25 AM

Data in this report are provisional and subject to change.

The numbers in the table below represent the number of Florida and non-Florida residents for whom test results were received by the Department of Health. A person can be tested by more than one laboratory and can have both positive and negative results. **Therefore, the sum of the numbers in each column will be larger than the total number of people tested.**

Reporting lab	Inconclusive	Negative	Positive	Percent positive	Total
RIVER OAKS TREATMENT CENTER			7	100%	7
ACCESS HOME HEALTH OF FLORIDA LLC		7			7
COLLIER HMA PHYSICIAN MANAGEMENT, LLC			7	100%	7
CARENOW URGENT CARE-MADISON		7			7
ECLRS		2	5	71%	7
HEALTH CARE LABORATORY SERVICES		1	6	86%	7
MEDICINE AT LONGWOOD		7			7
SOUTHEASTERN PEDIATRIC ASSOCIATES			7	100%	7
PBC FOUND CARE INC			7	100%	7
Ocoee Health Care Center		7			7
ORLANDO MEDICAL CENTER PL			7	100%	7
HEARTLAND PEDIATRICS OF LAKE PLACID			7	100%	7
MINUTECLINIC DIAGNOSTIC OF TN PC #386		7			7
OCEAN REEF MEDICAL CENTER, LLC			7	100%	7
DIAGNOSTIC CLINIC		6	1	14%	7
MINUTECLINIC DIAGNOSTIC OF OKLAHOMA		5	2	29%	7
EL PARAISO HOME INC		7			7
FLORIDA HOSPITAL KISSIMMEE		4	3	43%	7
UHEALTH UNIVERSITY OF MIAMI			7	100%	7
PALM HARBOR DERMATOLOGY		4	2	33%	6
MEDEXPRESS URGENT CARE - BATTLE CREEK		4	2	33%	6
KIMBERLY J HENDERSON MD PC		5	1	17%	6
MINUTECLINIC DIAGNOSTIC OF TEXAS		5	1	17%	6
XPRESS URGENT CARE LLC		6			6
RIVER CITY PRIMARY AND URGENT CARE			6	100%	6
THE VILLAGES REGIONAL HOSPITAL FREESTANDING		3	3	50%	6
MINUTECLINIC DIAGNOSTIC OF NEW JERSEY, LLC # 7069		6			6
MEDEXPRESS URGENT CARE - MIDLOTHIAN		6			6
MINUTECLINIC MINUTECLINIC #8505		4	2	33%	6
OSWEGO HOSPITAL LABORATORY		6			6
SUFFRIDGE DRIVE GROUP HOME		6			6
LAKE CONWAY URGENT CARE LLC		2	4	67%	6
Nashville Central Laboratory		6			6
MEDEXPRESS URGENT CARE - MT LEBANON		4	2	33%	6
Fouraker Hills Rehab and Nursing			6	100%	6
GLEN FALLS HOSPITAL DEPARTMENT OF PATHOLOGY		6			6
ST JOSEPH WOMENS HOSPITAL			6	100%	6
SAINT PETER'S UNIVERSITY HOSPITAL		6			6
MEDEXPRESS URGENT CARE-PITTSFIELD		6			6
NORTHEAST ALABAMA REGIONAL MEDICAL CENTER		3	3	50%	6
Northwell Lab		2	4	67%	6
BROWARD TRANSITIONAL CENTER			6	100%	6
AARK LABORATORY		6			6
DELIVER MY MEDS CORP		6			6
CVS MINUTE CLINIC DIAGNOSTIC MED GRP OF SAN		4	2	33%	6
UNILAB		2	4	67%	6
BETH ISRAEL DEACONESS MEDICAL CENTER			6	100%	6

COVID-19: testing by laboratory

Data through Feb 3, 2021 verified as of Feb 4, 2021 at 09:25 AM

Data in this report are provisional and subject to change.

The numbers in the table below represent the number of Florida and non-Florida residents for whom test results were received by the Department of Health. A person can be tested by more than one laboratory and can have both positive and negative results. **Therefore, the sum of the numbers in each column will be larger than the total number of people tested.**

Reporting lab	Inconclusive	Negative	Positive	Percent positive	Total
REMISE OCCUPATIONAL HEALTH SOLUTIONS INC			6	100%	6
CURATIVE CARE CENTER INC		1	5	83%	6
PEDIATRICS URGENT CARE, LLC			6	100%	6
ETHOS LABORATORIES		6			6
ST LUKES ROOSEVELT LABORATORY		6			6
PR HEALTH		1	5	83%	6
CVS TN5601POCT LENOIR CITY		6			6
ENTRUST IMMEDIATE CARE			6	100%	6
TEXAS MEDCLINIC			6	100%	6
FIRST COAST CARDIOVASCULAR INSTITUTE PA			6	100%	6
PENSACOLA PEDIATRICS MILTON			6	100%	6
MINUTECLINIC DIAGNOSTIC OF RHODE ISLAND		4	2	33%	6
ADVENTHEALTH MEDICAL GROUP MULTISPECIALTY			6	100%	6
NORTH FLORIDA PEDIATRICS JASPER			6	100%	6
WIREGRASS MEDICAL CENTER			6	100%	6
WINDSOR WOODS REHAB & HEALTHCARE CTR		5	1	17%	6
MEDEXPRESS URGENT CARE-PETERS TWP		5	1	17%	6
SOUTHEASTERN DERMATOLOGY GROUP PA		5	1	17%	6
GRAND VILLA OF ENGLEWOOD		2	4	67%	6
CVS NC2357POCT HUNTERSVILLE		5	1	17%	6
YAZJI PEDIATRIC CARE LLC DBA TUKA PEDIATRICS			6	100%	6
WATAUGA MEDICAL CENTER		4	2	33%	6
MINUTECLINIC DIAGNOSTIC OF ILLINOIS LL		6			6
PALMETTO HEALTH ALLIANCE		3	3	50%	6
CRESTWOOD MEDICAL CENTER		4	2	33%	6
ATMORE NURSING CENTER		5	1	17%	6
LONGWOOD PEDIATRICS LLC			6	100%	6
OPTUM PRIMARY CARE - FOUNTAIN OAKS		2	4	67%	6
NORTHERN DUTCHESS HOSPITAL LABORATORY		5	1	17%	6
PROHEALTH MED		1	5	83%	6
UT MEMPHIS UNIVERSITY HEALTH SERVICES			6	100%	6
MC DIAGNOSTIC OF CONNECTICUT , PC # 3		4	2	33%	6
CITIZENS BAPTIST MEDICAL CENTERS LAB		5	1	17%	6
PUBLIC HEALTH LAB		6			6
Conway Lakes Health and Rehabilitation Center		6			6
MEDEXPRESS URGENT CARE - ELM GROVE		5	1	17%	6
BRIDGE DIAGNOSTICS			6	100%	6
THE PALMS REHABILITATION AND HEALTHCARE CENTER		5	1	17%	6
MIAMI RESCUE MISSION CLINIC INC			6	100%	6
CAPRONA GROUP HOME			6	100%	6
BOCA BIOLISTICS LLC			6	100%	6
URGENT CARE OF NEW YORK		6			6
MINUTECLINIC, LLC, MINUTECLINIC #7637		4	2	33%	6
CARENOW URGENT CARE-SOUTHLAKE			6	100%	6
ORLANDO FAMILY MEDICAL INC		6			6
RICH STREET GROUP HOME			6	100%	6
FHPG_EXP CARE W HILLSBOROUGH			6	100%	6

COVID-19: testing by laboratory

Data through Feb 3, 2021 verified as of Feb 4, 2021 at 09:25 AM

Data in this report are provisional and subject to change.

The numbers in the table below represent the number of Florida and non-Florida residents for whom test results were received by the Department of Health. A person can be tested by more than one laboratory and can have both positive and negative results. **Therefore, the sum of the numbers in each column will be larger than the total number of people tested.**

Reporting lab	Inconclusive	Negative	Positive	Percent positive	Total
ENIGMA DIAGNOSTIC, INC.			6	100%	6
CVS MINUTE CLINIC DIAGNOSTIC OF NEW JERSEY		6			6
EXPRESS CARE OF TAMPA BAY LLC		2	4	67%	6
AVANTE AT ORMOND BEACH INC			6	100%	6
CITY OF CLEARWATER EMPLOYEE HEALTH CENTER		1	5	83%	6
ASCENSION ST VINCENT'S CLAY COUNTY			6	100%	6
MINUTECLINIC DIAGNOSTIC OF TN PC #5671		3	3	50%	6
MINUTECLINIC, LLC #05038		6			6
MIAMI BEACH COMMUNITY HEALTH CENTER INC			6	100%	6
MERCY COLLEGE HEALTH OFFICE		6			6
TAMPA URGENT CARE			6	100%	6
SIMEDHEALTH LLC		2	4	67%	6
AMERICAN EAGLE LEESBURG AL LLC DBA VISTA LAKE			6	100%	6
GENETIC TECHNOLOGICAL INNOVATIONS			6	100%	6
Florida Clinical Laboratory		1	5	83%	6
GRACE REHABILITATION CENTER OF VERO BEACH		4	2	33%	6
ALL AMERICAN URGENT CARE			6	100%	6
THE CLINIC PREMISE HEALTH			6	100%	6
MEDEXPRESS URGENT CARE - STAUNTON		2	4	67%	6
JERSEY SHORE MEDICAL CENTER		6			6
MC DIAGNOSTIC OF CONNECTICUT PC #459		6			6
FLORIDA SCHOOL FOR THE DEAF AND THE BLIND			6	100%	6
INTERNAL MEDICINE LIPID AND WELNNESS PRACTICE			6	100%	6
MINUTECLINIC DIAGNOSTIC OF GEORGIA, LL		5	1	17%	6
QUICK CARE MED WALK IN AND URGENT CARE			6	100%	6
PARRISH HEALTH CENTER		5	1	17%	6
CDRX INFUSION			6	100%	6
MEDEXPRESS URGENT CARE - RICHMOND, NINE MILE RD		5	1	17%	6
TAMIAMI LAB MILLENIUM			6	100%	6
CVS M08590POCT KANSAS CITY		2	4	67%	6
JOHNS HOPKINS ALL CHILDRENS			6	100%	6
CITYMD		1	5	83%	6
MINUTECLINIC DIAGNOSTIC OF TN PC #242		4	2	33%	6
CAPITAL HEALTH PLAN LABORATORIES			6	100%	6
ADVENT HEALTH APOPKA		2	4	67%	6
TIMBER CREEK PEDIATRICS		6			6
MINUTE CLINIC LLC #2775		6			6
PATHGROUP LABS, LLC		4	2	33%	6
MEDICAL CENTER AT OCEAN REEF		1	5	83%	6
PRESBYTERIAN HOME		6			6
LOUISIANA DEPT OF HEALTH			6	100%	6
ADULT MEDICINE OF LAKE COUNTY INC			6	100%	6
NORTHDALE REHABILITATION CENTER			6	100%	6
MEDEXPRESS URGENT CARE - SWANSEA, N ILLINOIS ST		5	1	17%	6
BROWARD COUNTY HEALTH DEPT.			6	100%	6
ARLINGTON OF NAPLES		6			6
MINUTECLINIC DIAGNOSTIC OF NORTH CAROLINA, PC		5	1	17%	6

COVID-19: testing by laboratory

Data through Feb 3, 2021 verified as of Feb 4, 2021 at 09:25 AM

Data in this report are provisional and subject to change.

The numbers in the table below represent the number of Florida and non-Florida residents for whom test results were received by the Department of Health. A person can be tested by more than one laboratory and can have both positive and negative results. **Therefore, the sum of the numbers in each column will be larger than the total number of people tested.**

Reporting lab	Inconclusive	Negative	Positive	Percent positive	Total
CONCENTRA			6	100%	6
TERRACINA LLC		1	5	83%	6
COLUMBIA MEMORIAL HOSPITAL		6			6
FLORIDA MEDICAL SPECIALISTS		2	4	67%	6
CAPE CORAL URGENT CARE		3	3	50%	6
BOCA VIPEDIATRICS			6	100%	6
MANATEE PEDIATRICS			6	100%	6
CAMELLIA AT DEERWOOD		2	4	67%	6
VITAS HEALTH INC			6	100%	6
UNILAB OF DADE INC			6	100%	6
MINUTECLINIC DIAGNOSTIC OF PA, LLC (1036)		5	1	17%	6
MINUTECLINIC INCORPORATE, LLC		4	2	33%	6
CAREWELL 301 - WARWICK			6	100%	6
PENN MEDICINE PRINCETON MEDICAL CENTER		6			6
CVS NC3516POCT WINSTON SALEM		6			6
MINUTECLINIC DIAGNOSTIC OF SC, LLC #2		5	1	17%	6
URGENT TEAM - MUSCLE SHOALS		6			6
CLEARWATER PEDIATRIC CARE		1	5	83%	6
CVS MINUTE CLINIC DIAGNOSTIC OF TN #6044		6			6
CVS NC5591POCT STATESVILLE		5	1	17%	6
BAYCARE ALLIANT HOSPITAL			6	100%	6
MINUTECLINIC DIAGNOSTICS OF IND, LLC		6			6
DR. PHILLIPS MEDICAL WELLNESS CENTER		3	3	50%	6
FRUITVILLE URGENT CARE			6	100%	6
CHILDREN'S HOSPITAL OF PHILADELPHIA		5	1	17%	6
CORNERSTONE PEDIATRICS		1	5	83%	6
LUMADOC HEALTH		4	2	33%	6
STPET		4	2	33%	6
MINUTE-CLINIC DIAGNOSTIC OF VIRGINIA, LLC #2003		5	1	17%	6
BROOKDALE CLERMONT			6	100%	6
FLORIDA WOMAN CARE LABORATORY			6	100%	6
VIBRANT AMERICA		4	2	33%	6
ST. CLOUD PHARMACY AND WELLNESS CENTER		3	3	50%	6
PARTNERS PHARMACY OF FLORIDA LLC		6			6
THE WINDSOR OF OCALA		2	4	67%	6
FAMILY MEDICINE MEDICAL DRIVE		6			6
MINUTECLINIC, LLC #244		5	1	17%	6
FLORIDA HOSPITAL APOPKA		5	1	17%	6
GRAND VILLA OF ORMOND BEACH		3	2	40%	5
CENTREX CLINICAL LABS INC		5			5
APOLLO GARDENS RETIREMENT RESIDENCE CARE		5			5
MOUNT SINAI BROOKLYN LABORATORY		4	1	20%	5
MINUTECLINIC DIAGNOSTIC OF NEVADA #87		3	2	40%	5
INFECTION CONTROL/ EMPHEALTH		3	2	40%	5
MINUTE CLINIC DIAGNOSTIC OF NORTH CAROLINA		5			5
PALM BEACH GARDENS MEDICAL CENTER			5	100%	5
BROOKDALE NEW PORT RICHEY			5	100%	5

COVID-19: testing by laboratory

Data through Feb 3, 2021 verified as of Feb 4, 2021 at 09:25 AM

Data in this report are provisional and subject to change.

The numbers in the table below represent the number of Florida and non-Florida residents for whom test results were received by the Department of Health. A person can be tested by more than one laboratory and can have both positive and negative results. **Therefore, the sum of the numbers in each column will be larger than the total number of people tested.**

Reporting lab	Inconclusive	Negative	Positive	Percent positive	Total
THE UNIVERSITY OF VERMONT MEDICAL CENTER		4	1	20%	5
MEDEXPRESS URGENT CARE - HUNTINGTON WE		5			5
PRECISION LABS LLC		2	3	60%	5
UNIVERSITY OF CHICAGO MEDICAL CENTER LAB			5	100%	5
COVID RAPID LABS			5	100%	5
RELIANT IMMUNE DIAGNOSTICS			5	100%	5
RIVERVIEW ALF OPERATOR LLC			5	100%	5
MINUTE CLINIC, LLC #1434		5			5
QUINTON MEMORIAL HEALTH CARE CENTER		5			5
MIAMI CANCER INSTITUTE			5	100%	5
FLORIDA HOSPITAL LAKE MARY		5			5
DOTHAN WEST FAMILY MEDICINE		3	2	40%	5
MEDEXPRESS URGENT CARE PORT HURON		4	1	20%	5
WALK-IN MEDICAL CARE			5	100%	5
ATLANTIC COMMUNITY HIGH SCHOOL		4	1	20%	5
CVS NY4098030POCT NEW YORK		5			5
EASTCHESTER PEDIATRIC MEDICAL GROUP		5			5
PATIENT FIRST - LEESBURG			5	100%	5
Life Care Center of Estero			5	100%	5
COPELAND MEDICAL CLINIC		3	2	40%	5
HAWTHORNE INN OF LAKELAND		5			5
ADVENTHEALTH CAR CENTER APOPKA			5	100%	5
SANDALWOOD NURSING CENTER		5			5
COOPER HOSPITAL/UNIVERSITY MEDICAL		5			5
METROPOLITAN CHARITIES INC		4	1	20%	5
MEDLAB ASSOCIATES LLC		5			5
NEW HAMPSHIRE DEPARTMENT OF HEALTH AND HUMAN SERVICES		3	2	40%	5
LEE MEMORIAL HEALTH SYSTEM		2	3	60%	5
VAIL VALLEY MEDICAL CENTER			5	100%	5
AVALON MEDICAL WALK IN CLINIC			5	100%	5
SHEEPSHEAD BAY URGENT CARE		5			5
PM PEDIATRICS OF SELDEN		3	2	40%	5
MINUTECLINIC DIAGNOSTIC OF TN PC #442		4	1	20%	5
MEDICAL CENTER OF BLOUNTSTOWN			5	100%	5
ACCESS HEALTH CARE PHYSICIANS LLC		1	4	80%	5
PEDIATRICS OF CENTRAL FLORIDA - POINCIANA		3	2	40%	5
BROWNE MEDICAL		5			5
LAKE COUNTY DETENTION CENTER		3	2	40%	5
MEDEXPRESS URGENT CARE-NESHANNOCK TWP		4	1	20%	5
LIVING WATERS MEDICAL CENTER			5	100%	5
NORTH DADE NURSING AND REHABILITATION CENTER			5	100%	5
MINUTECLINIC, LLC #03268		4	1	20%	5
DOCTORS EXPRESS OF ST PETERSBURG			5	100%	5
MINUTECLINIC, LLC #1586		3	2	40%	5
GRAND VILLA OF PINELLAS PARK		4	1	20%	5
WHITE WILSON MEDICAL CENTER - FWB		1	4	80%	5
BEACH HOUSE		5			5

COVID-19: testing by laboratory

Data through Feb 3, 2021 verified as of Feb 4, 2021 at 09:25 AM

Data in this report are provisional and subject to change.

The numbers in the table below represent the number of Florida and non-Florida residents for whom test results were received by the Department of Health. A person can be tested by more than one laboratory and can have both positive and negative results. **Therefore, the sum of the numbers in each column will be larger than the total number of people tested.**

Reporting lab	Inconclusive	Negative	Positive	Percent positive	Total
COMMONS AT ORLANDO LUTHERAN TOWERS SNF			5	100%	5
Solaris Healthcare Pensacola			5	100%	5
MINUTECLINIC DIAG OF IND LLC #6998		4	1	20%	5
OCCMED SOLUTIONS		2	3	60%	5
TULLAHOMA HMA, LLC		4	1	20%	5
MARSHALL MEDICAL CENTER SOUTH LAB		4	1	20%	5
MAXHEALTH		4	1	20%	5
MEDEXPRESS URGENT CARE MURRYSVILLE		3	2	40%	5
MD NOW MEDICAL CENTER INC			5	100%	5
CARL R DARNALL ARMY MEDICAL CENTER			5	100%	5
PALM GARDEN OF SUN CITY			5	100%	5
WESTMINSTER SHORES			5	100%	5
ALL CHILDREN'S HOSPITAL DEPT OF GENERAL PEDIATRICS			5	100%	5
RIO PINAR HEALTH CARE			5	100%	5
UT SOUTHWESTERN MEDICAL CENTER			5	100%	5
MINUTE-CLINIC DIAGNOSTIC OF VIRGINIA, LLC #794		5			5
BROWNE MEDICAL LLC		3	2	40%	5
NOVANT HEALTH UVA		2	3	60%	5
MEDEXPRESS URGENT CARE - TARENTUM		5			5
MEDEXPRESS URGENT CARE - IRVING		5			5
ST. PETERSBURG PEDIATRICS			5	100%	5
URGENT CARE COASTAL GA			5	100%	5
GRAND VILLA OF NEW PORT RICHEY		2	3	60%	5
Army Residence Community		5			5
UNIVERSITY OF MIAMI MILLER SCHOOL OF MEDICINE			5	100%	5
HILLSBOROUGH COUNTY HEALTH DEPARTMENT			5	100%	5
OPTUMCARE FLORIDA, LLC		3	2	40%	5
COLUMBIA MEMORIAL HOSPITAL LABORATORY		5			5
UNIVERSITY OF MIAMI / SCCC RESEARCH LABORATORY			5	100%	5
ESCAMBIA COUNTY JAIL DETENTION DIVISION		5			5
CYPRESS CREEK MEDICAL CENTER			5	100%	5
NIGHT LITE PEDIATRICS CENTER		1	4	80%	5
PENSACOLA PEDIATRICS PA - TIGER POINT			5	100%	5
INDIAN RIVER PRIMARY CARE PA		5			5
MINUTE CLINIC LLC #5706		4	1	20%	5
BAYSHORE POINTE NURSING AND REHAB CENTER			5	100%	5
FRESENIUS KIDNEY CARE DUNEDIN			5	100%	5
NORTH SHORE HEMATOLOGY-ONCOLOGY ASSOCIATES, PC		5			5
GUTHRIE MEDICAL GROUP LABORATORIES		5			5
ANYLABTEST NOW			5	100%	5
LAKE MARY HEALTH AND REHABILITATION CENTER		1	4	80%	5
DANIEL M LIBBY MD PLLC		5			5
CVS MINUTE CLINIC DIAG OF IND LLC #5206		4	1	20%	5
ST JOHNS BIOMEDICAL LAB		5			5
FLORIDA DEPARTMENT OF HEALTH IN SARASOTA COUNTY		5			5
MEDEXPRESS URGENT CARE - WILLIAMSPORT		4	1	20%	5
PREMIER FAMILY HEALTH PA			5	100%	5

COVID-19: testing by laboratory

Data through Feb 3, 2021 verified as of Feb 4, 2021 at 09:25 AM

Data in this report are provisional and subject to change.

The numbers in the table below represent the number of Florida and non-Florida residents for whom test results were received by the Department of Health. A person can be tested by more than one laboratory and can have both positive and negative results. **Therefore, the sum of the numbers in each column will be larger than the total number of people tested.**

Reporting lab	Inconclusive	Negative	Positive	Percent positive	Total
PHYSICIANS REGIONAL MEDICAL CTR - COLLIER BLVD			5	100%	5
INTERNAL MEDICINE & PRIMARY CARE ASSOCIATES, PLC			5	100%	5
NORTHPORT MEDICAL CENTER LAB		5			5
MEDEXPRESS URGENT CARE - GLENDALE		5			5
UW MEDICINE VIROLOGY LAB			5	100%	5
MINUTE CLINIC DIAGNOSTIC OF MICHIGAN PC		5			5
URGENT TEAM - HUNTSVILLE		4	1	20%	5
PANCARE HEALTH - KATE SMITH ELEMENTARY		1	4	80%	5
URGENT CARE OF ERWIN		5			5
KEYSTONE REHABILITATION AND HEALTH CENTER		1	4	80%	5
AEL KNOXVILLE			5	100%	5
CVS SC7556POCT WEST COLUMBIA		5			5
WOODHULL MEDICAL AND MENTAL HEALTH CTR		5			5
APEX HOME HEALTH CARE		4	1	20%	5
DOCS URGENT CARE		1	4	80%	5
ELITE MD GROUP INC		1	4	80%	5
A & R RESEARCH GROUP			5	100%	5
MINUTECLINIC, LLC #03965		5			5
UPMC HEALTH SYSTEM		4	1	20%	5
WEEMS MEDICAL CENTERS		2	3	60%	5
OCCUPATIONAL HEALTH CENTERS OF THE SOUTHWEST PA		4	1	20%	5
TANNER MEDICAL CENTER EAST AL		5			5
MCR HEALTH LAWTON CHILES ADMINISTRATION STE A		1	4	80%	5
AUGUSTA HEALTH			5	100%	5
MANATEE COUNTY JAIL		4	1	20%	5
INNOVATIVE COVID-DIVERSEY			5	100%	5
OMNICARE PHARMACY OFTEXAS 1, LP DBA OMNICARE		5			5
CVA MINUTE CLINIC DIAGNOSTIC OF VIRGINIA, LLC		5			5
MEDEXPRESS URGENT CARE MORGANTOWN		5			5
LAKE NONA PEDIATRICS IN ASSOCIATION WITH NEMOURS		5			5
OHIO DEPARTMENT OF HEALTH			5	100%	5
URGENT CARE OF LONGWOOD			5	100%	5
WEST PACIFIC MEDICAL LABORATORY			5	100%	5
GULF COAST VETERANS HCS PANAMA CITY OPC		5			5
MEDEXPRESS URGENT CARE - STATE COLLEGE		4	1	20%	5
ALPHADERA LABS, LLC			5	100%	5
NORTH FLORIDA MEDICAL CENTERS INC		1	4	80%	5
HEALTH AND WELLNESS CENTER			5	100%	5
UCF STUDENT HEALTH SERVICES LABORATORY		2	3	60%	5
AHF PUBLIC HEALTH LABORATORY			5	100%	5
FLORIDA DEPARTMENT OF HEALTH - INVERNESS		3	2	40%	5
DICKSON MEDICAL ASSOCIATES PC PATH LAB		4	1	20%	5
BETHESDA COMMUNITY HEALTH CENTER			5	100%	5
PACIFICA SUNRISE☐			5	100%	5
FLORIDA PREMIER MEDICAL CARE PA			5	100%	5
MINUTECLINIC DIAGNOSTIC OF PENNSYLVANIA, LLD #1545		5			5
CHAMPLAIN VALLEY PHYSICIANS HOSPITAL		3	2	40%	5

COVID-19: testing by laboratory

Data through Feb 3, 2021 verified as of Feb 4, 2021 at 09:25 AM

Data in this report are provisional and subject to change.

The numbers in the table below represent the number of Florida and non-Florida residents for whom test results were received by the Department of Health. A person can be tested by more than one laboratory and can have both positive and negative results. **Therefore, the sum of the numbers in each column will be larger than the total number of people tested.**

Reporting lab	Inconclusive	Negative	Positive	Percent positive	Total
Avalon Healthcare and Rehabilitation Center			5	100%	5
LAKEVIEW TERRACE HOME HEALTH SERVICES LLC			5	100%	5
KETTERING HEALTH			5	100%	5
JOE DIMAGGIO CHILDREN'S HOSPITAL		1	4	80%	5
MIAMI MEDICAL CONSULTANT PA			5	100%	5
CLEVELAND CLINIC MARTIN HEALTH NURSING & RESTORATIVE		5			5
SIGNATURE URGENT CARE			5	100%	5
EP LTC PHARMACY		4	1	20%	5
AMERICAN MEDICAL RESPONSE - DENVER		2	3	60%	5
MINUTECLINIC DIAGNOSTIC OF NEW JERSEY,		5			5
CAREHERE LCS- EUSTIS			5	100%	5
FLAGLER HEALTH SERVICES INC			5	100%	5
NORTHSIDE HOSPITAL ATLANTA		3	2	40%	5
NEMOURS CHILDREN'S URGENT			5	100%	5
HUNTERS CREEK PEDIATRICS		5			5
Kennedy University Hospital		5			5
Enterprise Health and Rehabilitation Center		5			5
JOHN T MATHER MEMORIAL HOSPITAL LABORATORY		5			5
PHYSICIANS URGENT CARE BERRY FARMS		4	1	20%	5
WAKEMED		1	4	80%	5
ST. LUCIE COUNTY HEALTH DEPARTMENT		4	1	20%	5
BLOOMINGDALE PEDIATRIC ASSOCIATES PA			5	100%	5
RAYMOND BASRI MD		5			5
KENILWORTH CARE & REHABILITATION CENTER			5	100%	5
JACKSON SOUTH COMMUNITY HOSPITAL LAB			5	100%	5
EGL GENETICS DIAGNOSTICS			5	100%	5
MEDEXPRESS URGENT CARE-MUNCIE		5			5
UCARE			5	100%	5
DIXIE COUNTY EMERGENCY SERVICES			5	100%	5
SUTTER TRACY COMMUNITY HOSPITAL			5	100%	5
URGENT MED INC		3	2	40%	5
ADVANCED URGENT CARE OF MARATHON		1	4	80%	5
MINUTE CLINIC DIAGNOSTIC OF SOUTH CAROLINA		4	1	20%	5
SOUTH FLORIDA FAMILY HEALTH & RESEARCH CTR			5	100%	5
PRECISION DIAGNOSTICS INC - NJ		5			5
REHABILITATION CENTER AT JUPITER GARDENS		5			5
NELSON BIOLOGICAL			5	100%	5
CVS NATIONAL HARBOR MD2297714CV		5			5
FLORIDA CLINICAL LABORATORY - BIOREFERENCE LABORATORIES		2	3	60%	5
FAMILY CARE MEDICAL CENTER			5	100%	5
MEDEXPRESS URGENT CARE - BECKLEY CROSS		4	1	20%	5
ORLANDO FAMILY PHYSICIANS			5	100%	5
NORTH PINELLAS CHILDRENS MEDICAL CENTER INC			5	100%	5
HENDRY REGIONAL CONVENIENT CARE CENTER			5	100%	5
CVS MINUTE CLINIC DIAGNOSTIC PA #3060		4	1	20%	5
BENTLEY CARE CENTER		5			5
MINUTECLINIC DIAGNOSTIC OF NORTH CAROLINA PC #5341		4	1	20%	5

COVID-19: testing by laboratory

Data through Feb 3, 2021 verified as of Feb 4, 2021 at 09:25 AM

Data in this report are provisional and subject to change.

The numbers in the table below represent the number of Florida and non-Florida residents for whom test results were received by the Department of Health. A person can be tested by more than one laboratory and can have both positive and negative results. **Therefore, the sum of the numbers in each column will be larger than the total number of people tested.**

Reporting lab	Inconclusive	Negative	Positive	Percent positive	Total
VIERA PEDIATRICS		1	4	80%	5
GREENVILLE MEMORIAL HOSPITAL LAB			5	100%	5
FORSYTH HOUSE			5	100%	5
PHYSICIANS FOR CHILDREN			5	100%	5
BOROPARK URGENT CARE		4	1	20%	5
ST CLOUD COMPOUNDING PHARMACY & WELLNESS CENTER		5			5
CVS CA9165POCT SAN DIEGO		5			5
EAST BANK HOSPITAL - UNIVERSITY OF MINNESOTA MEDICAL CENTER			5	100%	5
BAYSHORE LABORATORY		4	1	20%	5
HAVEN HOSPICE IN CHIEFLAND			5	100%	5
PUTNAM HOSPITAL CENTER LABORATORY		5			5
MEDEXPRESS URGENT CARE - CLARKSBURG		5			5
HOLLY HILL HOME INFUSION SERVICE		5			5
SOUTHERN OCEAN MEDICAL CENTER		5			5
Walker BaptistMedCtr		4	1	20%	5
LONG ISLAND JEWISH FOREST HILLS HOSPITAL		5			5
MINUTECLINIC MINUTECLINIC #4977		3	2	40%	5
WATERTOWN URGENT CARE PLLC		5			5
PEDIATRICS OF ALTAMONTE		5			5
WHEELER LABORATORY		4	1	20%	5
MC DIAGNOSTIC OF CONNECTICUT, PC #1966		5			5
BAPTIST HEALTH - TOWN CENTER			5	100%	5
CONCENTRA URGENT CARE		1	4	80%	5
LABCORP UNSPECIFIED		5			5
FINLAY		1	4	80%	5
PEDIATRIC URGENT HEALTH CARE			5	100%	5
DEPARTMENT OF HEALTH AND HUMAN SERVICES LANSING			5	100%	5
VENICE GREEN VILLAGE		3	2	40%	5
LABS PLUS LLC		5			5
ACCENTCARE		5			5
MINUTECLINIC #2860		3	2	40%	5
JUPITER ISLAND MEDICAL CLINIC INC		5			5
XRL SXF REF LAB		5			5
RUSH UNIVERSITY MEDICAL CENTER LABORATORY			5	100%	5
MINUTECLINIC LLC (1435)		5			5
GRAND VILLA OF DEL RAY WEST		4	1	20%	5
FRANCES WARDE MEDICAL LABORATORY		2	3	60%	5
PM PEDIATRICS OF BAYSIDE PLLC		5			5
MINUTECLINIC DIAGNOSTIC OF ILLINOIS		4	1	20%	5
DIAGNOSTIC & MEDICAL SPECIALISTS OF GREENWICH		2	2	50%	4
SOUTHEASTERN REGIONAL MEDICAL CENTER			4	100%	4
POWERS PEDIATRICS			4	100%	4
DES PLAINES CLINICAL LAB		2	2	50%	4
DISCOVERY VILLAGE AT STUART		1	3	75%	4
ABSOLUTE HEALTH		4			4
Westminster Manor		3	1	25%	4
ARKANSAS DEPARTMENT OF HEALTH			4	100%	4

COVID-19: testing by laboratory

Data through Feb 3, 2021 verified as of Feb 4, 2021 at 09:25 AM

Data in this report are provisional and subject to change.

The numbers in the table below represent the number of Florida and non-Florida residents for whom test results were received by the Department of Health. A person can be tested by more than one laboratory and can have both positive and negative results. **Therefore, the sum of the numbers in each column will be larger than the total number of people tested.**

Reporting lab	Inconclusive	Negative	Positive	Percent positive	Total
FLORIDA HOSPITAL ALTAMONTE		2	2	50%	4
MD NOW MEDICAL CENTER			4	100%	4
IMIC INC RESEARCH			4	100%	4
HARLEM HOSPITAL CENTER		3	1	25%	4
PLEASANTVILLE OF SEBASTIAN LLC			4	100%	4
DERMATOLOGY SPECIALISTS OF FL - DR. JON WARD			4	100%	4
LATCHER LABORATORY OF A O FOX MEMORIAL		2	2	50%	4
MEMORIAL HEALTH CARE SYSTEMS			4	100%	4
CLINICAL LABORATORIES OF THE BUFFALO		3	1	25%	4
MD ANDERSON			4	100%	4
QUALITY MEDICAL CARE			4	100%	4
MINUTECLINIC DIAGNOSTIC OF VIRGINIA, LLC #1656		4			4
GULF COAST PEDIATRICS OF SARASOTA PA		1	3	75%	4
PELICAN LANDING		1	3	75%	4
MEDEXPRESS URGENT CARE - KOKOMO		4			4
FCHC (OB)-DARWIN SQUARE CTR.			4	100%	4
MAILBOX DIAGNOSTICS		2	2	50%	4
CVS OH2543POCT CANFIELD		4			4
ST. MARY'S HOSPITAL			4	100%	4
PANCARE HEALTH - ALTHA PUBLIC			4	100%	4
MEASE CONTINUING CARE		2	2	50%	4
CVS PA8979POCT HARRISBURG		4			4
CARENOW URGENT CARE - CENTRAL AUSTIN		1	3	75%	4
SOMA MEDICAL CENTER PA			4	100%	4
DEPARTMENT OF HEALTH AND HUMAN SERVICES		2	2	50%	4
MC DIAGNOSTIC OF CONNECTICUT, PC # 257		3	1	25%	4
HEALTHCARE NETWORK OF SOUTHWEST FLORIDA			4	100%	4
MINUTECLINIC, LLC #1796		3	1	25%	4
THE DOCTORS CENTER HEALTHCARE-SOUTHSIDE		1	3	75%	4
NYU WINTHROP HOSPITAL PATHOLOGY		4			4
MARION AND BERNARD L SAMSON NURSING CENTER			4	100%	4
TRIDENT BIOMETRICS		3	1	25%	4
TRUE HEALTH- HOFFNER		3	1	25%	4
CRESTAR LABS		2	2	50%	4
MEDEXPRESS URGENT CARE - MBURG COMMONS		4			4
PHYSICIANS IMMEDIATE CARE ELGIN			4	100%	4
MINUTECLINIC DIAGNOSTIC OF SC, LLC #7		2	2	50%	4
PALM BEACH CANCER INSTITUTE			4	100%	4
THE LITTLE CLINIC			4	100%	4
PRINCETON BMC LABORATORY		4			4
PHYSICIANS IMMEDIATE CARE AURORA			4	100%	4
SOMA MEDICAL CENTER PA #4			4	100%	4
DYNACARE LABORATORIES			4	100%	4
FLORIDA HEART AND VASCULAR			4	100%	4
State Lab Unspecifd			4	100%	4
CELAL GUROL ERBAY, MD			4	100%	4
MEDEXPRESS URGENT CARE - FREDERICK		4			4

COVID-19: testing by laboratory

Data through Feb 3, 2021 verified as of Feb 4, 2021 at 09:25 AM

Data in this report are provisional and subject to change.

The numbers in the table below represent the number of Florida and non-Florida residents for whom test results were received by the Department of Health. A person can be tested by more than one laboratory and can have both positive and negative results. **Therefore, the sum of the numbers in each column will be larger than the total number of people tested.**

Reporting lab	Inconclusive	Negative	Positive	Percent positive	Total
Millennium Nursing & Rehab Center		4			4
PEDIATRICS IN BREVARD-COCOA BEACH		2	2	50%	4
MAXCARE CLINIC			4	100%	4
SunTerrace Health Care Center		3	1	25%	4
EXPRESS TEST			4	100%	4
DIAMOND SPEEDWAY DIALYSIS		1	3	75%	4
MINUTE CLINIC INCORPORTE		4			4
WILLIAM A HINTON STATE LABORATORY INSTITUTE		1	3	75%	4
Advanced Care Center			4	100%	4
THONOTOSASSA COMMUNITY HEALTH CENTER		1	3	75%	4
FHCP – ORMOND BEACH			4	100%	4
USCG SECTOR ST PETE		1	3	75%	4
NOT GIVEN		1	3	75%	4
MINUTE CLINIC DIAGNOSTIC OF PENNSYLVANIA		4			4
MERCY URGENT CARE			4	100%	4
AHC Decatur County		4			4
MINUTECLINIC, LLC #1470		4			4
MINUTECLINIC DIAGNOSTIC OF WISCONSIN, LLC		4			4
GEORGE E WEEMS MEMORIAL HOSPITAL LAB		3	1	25%	4
SEBRING PEDIATRICS LLC			4	100%	4
REHABILITATION CENTER OF WINTER PARK,THE			4	100%	4
MEDEXPRESS URGENT CARE - MARKHAM STREE		3	1	25%	4
HOME DOCS		2	2	50%	4
COMMUNITY PHYSICIANS OF NORTH PORT PA			4	100%	4
FRESENIUS KIDNEY CARE SOUTH ORLANDO			4	100%	4
KENTUCKY CABINET FOR HEALTH AND FAMILY SERVICES			4	100%	4
NOVADX		2	2	50%	4
INTERIM HEALTHCARE OF NORTHWEST FLORIDA INC		4			4
MASSASHUSETTS STATE LAB INSTITUTE		1	3	75%	4
FLORENCE - HUNTSVILLE HOSPITAL URGENT CARE		3	1	25%	4
SYNEXUS CLINICAL RESEARCH US INC		2	2	50%	4
MINUTECLINIC DIAGNOSTIC OF VIRGINIA		4			4
MEDEXPRESS URGENT CARE - MOUNTAIN HOME		3	1	25%	4
FAMILY TREE DNA			4	100%	4
AURORA BAYCARE UROLOGY			4	100%	4
CLAY PRIMARY & FAMILY CARE LLC			4	100%	4
DEVEREUX FLORIDA CHILDRENS CENTER			4	100%	4
EXPRESS TESTING-ONE			4	100%	4
L3HARRIS FAMILY MEDICAL CENTER			4	100%	4
Life Care Center of Orlando			4	100%	4
SUNRISE SENIOR LIVING OF JACKSONVILLE			4	100%	4
LEON MEDICAL CENTERS, LLC			4	100%	4
MARSHFIELD LABORATORIES			4	100%	4
AIREVAC INTERNATIONAL		4			4
NAVAL MEDICAL CENTER SAN DIEGO			4	100%	4
CARENOW URGENT CARE-HERMITAGE			4	100%	4
VITAL CARE URGENT CARE			4	100%	4

COVID-19: testing by laboratory

Data through Feb 3, 2021 verified as of Feb 4, 2021 at 09:25 AM

Data in this report are provisional and subject to change.

The numbers in the table below represent the number of Florida and non-Florida residents for whom test results were received by the Department of Health. A person can be tested by more than one laboratory and can have both positive and negative results. **Therefore, the sum of the numbers in each column will be larger than the total number of people tested.**

Reporting lab	Inconclusive	Negative	Positive	Percent positive	Total
MEDEXPRESS URGENT CARE HUNTINGTON		4			4
CAPTAIN JAMES A. LOVELL FEDERAL HEALTHCARE CENTER			4	100%	4
PDL PHARMACY CORP			4	100%	4
ORLANDO ORTHOPAEDIC OUTPATIENT SURGERY CENTER		1	3	75%	4
MD NOW URGENT CARE - DELRAY WEST			4	100%	4
HELIX KH UC			4	100%	4
MINUTECLINIC DIAGNOSTIC OF MAINE, LLC		2	2	50%	4
FAMILY MEDICINE AT WATERMAN		4			4
ALVARO J DANGOND MD PA		4			4
SV DIAGNOSTIC LAB			4	100%	4
DTR LABS		3	1	25%	4
MEDEXPRESS URGENT CARE - YORK		1	3	75%	4
COMMUNITY HEALTH CENTER OF WEST PALM BEACH			4	100%	4
Signature Healthcare of Savannah		4			4
BIG BEND HOSPICE INC		4			4
UNION CITY MANOR NURSING CENTER		4			4
FIFTH AVENUE PEDIATRICS		3	1	25%	4
COVENIENT CARE MEDICAL CLINIC			4	100%	4
Heartland of Boynton Beach			4	100%	4
ST CHARLES BEND LABORATORY		3	1	25%	4
PERSONAL PHYSICIAN CARE PA			4	100%	4
MEDEXPRESS URGENT CARE - SOUTH PARKERSBURG		4			4
JUPITER CLINIC			4	100%	4
CAPITAL HEALTH LABORATORY INC			4	100%	4
URGENT CARE - OCONEE		2	2	50%	4
SOUTHWESTERN REGIONAL MEDICAL CENTER - TULSA		4			4
GASTROENTEROLOGY ASSOC OF PENSACOLA, PA		2	2	50%	4
Casa Mora Rehabilitation & Extended Care		4			4
TARPON SPRINGS PEDIATRICS, LLC			4	100%	4
MEDICINE SHOPPE #1306 THE		3	1	25%	4
PPD - IXLAYER		3	1	25%	4
SIGNATURE CARE EMERGENCY CENTER		2	2	50%	4
MINUTE CLINIC DIAGNOSTIC OF TEXAS, LLC		4			4
Calusa Harbour			4	100%	4
CHILDREN'S MEDICAL GROUP		4			4
MINUTECLINIC DIAG OF IND, LLC #10190		4			4
MEDEXPRESS URGENT CARE - FORT WORTH S		3	1	25%	4
CVS NJ836POCT RUNNEMEDE		4			4
IMMUNOGENOMICS LLC		1	3	75%	4
CENTERPLACE HEALTH, INC			4	100%	4
PANCARE HEALTH YOUNGSTOWN			4	100%	4
ELITE MEDICAL CENTER			4	100%	4
RELIANT ACUTE CARE			4	100%	4
SHARP MEMORIAL HOSPITAL MICROBIOLOGY DEPT			4	100%	4
MINUTECLINIC DIAG OF IND, LLC #2387		4			4
MEDEXPRESS - COLLINSVILLE BELT LINE		3	1	25%	4
MCKENZIE-WILLAMETTE MEDICAL CENTER LAB		4			4

COVID-19: testing by laboratory

Data through Feb 3, 2021 verified as of Feb 4, 2021 at 09:25 AM

Data in this report are provisional and subject to change.

The numbers in the table below represent the number of Florida and non-Florida residents for whom test results were received by the Department of Health. A person can be tested by more than one laboratory and can have both positive and negative results. **Therefore, the sum of the numbers in each column will be larger than the total number of people tested.**

Reporting lab	Inconclusive	Negative	Positive	Percent positive	Total
MINUTECLINIC, DIAGNOSTIC OF TEXAS, LL		4			4
LAKE FOREST PARK OP CO LLC		4			4
COMPASSION PEDIATRICS			4	100%	4
BETHPAGE EXTENDED HOURS CENTER		4			4
ST BARNABAS HOSPITAL		4			4
FAMILY HEALTH CENTER AT PORT ST JOHN		1	3	75%	4
MEDEXPRESS URGENT CARE - TEAYS VALLEY		3	1	25%	4
ADVENT HEALTH - TUSKAWILLA		4			4
MIZELL MEMORIAL HOSPITAL			4	100%	4
HEALTHY MINORS PEDIATRIC URGENT CARE		4			4
LAFAYETTE NURSING AND REHAB			4	100%	4
ADVENTHEALTH MEDICAL GROUP PEDIATRIC & ADOLESCENT		3	1	25%	4
FLORIDA PRIMARY & SPECIALTY CARE		4			4
CVS GA2470POCT CANTON		4			4
NU WAVE MEDICAL CENTER			4	100%	4
VITRO MOLECULAR LABORATORIES			4	100%	4
ENCOMPASS HOME HEALTH		4			4
CAPE COD HOSPITAL			4	100%	4
UNIVERSITY OF WASHINGTON MEDICAL CENTER (UWMC) EMERGENCY DEPT.			4	100%	4
MINUTECLINIC DIAGNOSTIC OF OHIO #7790		2	2	50%	4
PRIMECARE		2	2	50%	4
BAYLOR ESOTERIC AND MOLECULAR LAB			4	100%	4
MEMORIAL HEALTHCARE SYSTEM		1	3	75%	4
MEDICAL PAVILION CLINIC			4	100%	4
SJH			4	100%	4
BOONE DRUG & HEALTHCARE AT DEERFIELD			4	100%	4
PHYSICIANS QUALITY CARE			4	100%	4
UNC HOSPITAL/MCLENDON CLINICAL LABORATORIES			4	100%	4
INTERMARKET FACILITY			4	100%	4
Grace Rehabilitation of Vero Beach		4			4
GENUS DIAGNOSTICS			4	100%	4
CAYUGA COUNTY HEALTH DEPARTMENT		3	1	25%	4
CVS MINUTE CLINIC, LLC #22		3	1	25%	4
OCHSNER MEDICAL CENTER			4	100%	4
ARCPPOINT LABS OF FORT LAUDERDALE, FL CENTRAL		1	3	75%	4
ASCENDI HOME HEALTH AGENCY INC			4	100%	4
PANCARE HEALTH - PONCE DE LEON			4	100%	4
BENEVA LAKES HEALTHCARE & REHAB CENTER			4	100%	4
DIAGNOSTECHS		4			4
DEPARTMENT OF PATHOLOGY ROME MEMORIAL		3	1	25%	4
REDMED OF CROSSTOWN		1	3	75%	4
MINUTECLINIC DIAG OF IND LLC #8651		3	1	25%	4
PARADIGM LABORATORIES			4	100%	4
DISCOVERY VILLAGE AT DEERWOOD			4	100%	4
CVS HEALTH MINUTE CLINIC		1	3	75%	4
TERENCE B MITCHELL MD, INC			4	100%	4
AFFINITY URGENT CARE			4	100%	4

COVID-19: testing by laboratory

Data through Feb 3, 2021 verified as of Feb 4, 2021 at 09:25 AM

Data in this report are provisional and subject to change.

The numbers in the table below represent the number of Florida and non-Florida residents for whom test results were received by the Department of Health. A person can be tested by more than one laboratory and can have both positive and negative results. **Therefore, the sum of the numbers in each column will be larger than the total number of people tested.**

Reporting lab	Inconclusive	Negative	Positive	Percent positive	Total
MINUTE CLINIC OF KANSAS PA		1	3	75%	4
MINUTE CLINIC DIAGNOSTIC MED GRP		3	1	25%	4
MINUTECLINIC DIAGNOSTIC OF VIRGINIA, LLC #255		4			4
GENTLE HANDS MOBILE PHLEBOTOMY			4	100%	4
UNIVERSITY OF MIAMI MILLER SCHOOL			4	100%	4
LIFE CARE HOME HEALTH SERVICES LLC		1	3	75%	4
Crowne Health Care of Montgomery		4			4
CVS NC4165POCT BREVARD		2	2	50%	4
DEPARTMENT OF HEALTH AND HUMAN SERVICES STATE OF NEW HAMPSHIRE			4	100%	4
ADVANCED PEDIATRICS OF BOCA LLC			4	100%	4
CORIZON HEALTH INC			4	100%	4
COMPREHENSIVE CLINICAL RESEARCH, LLC			4	100%	4
BIRMINGHAM VAMC		1	3	75%	4
MINUTECLINIC DIAGNOSTIC OF TN PC #6363		4			4
REFUGE A HEALING PLACE, THE			4	100%	4
SIGNATURE CARE MONTROSE		2	2	50%	4
LONG ISLAND UNIVERSITY - POST CAMPUS		4			4
TMH FSU RAPID LABORATORY		2	2	50%	4
MINUTECLINIC DIAGNOSTIC OF RHODE ISLAN		4			4
JS HEALTHCARE INC		4			4
CVS OH2342POCT WEST CHESTER		3	1	25%	4
PRL NYC PANDEMIC RESPONSE LAB			4	100%	4
JOHN T MACKAY MD			4	100%	4
BARTON MEMORIAL HOSPITAL		3	1	25%	4
MEDEXPRESS - NEWARK		4			4
OVIEDO CHILDRENS HEALTH CENTER LLC		1	3	75%	4
CALIFORNIA DEPARTMENT OF PUBLIC HEALTH			4	100%	4
WALGREENS #07034		4			4
MINUTECLINIC, LLC, DBA MINUTECLINIC #6		4			4
HAMPTON ALF AT 24TH ROAD LLC			4	100%	4
CELEBRATION PEDIATRICS			4	100%	4
NEMOURS CHILDREN'S CLINIC			4	100%	4
DEPARTMENT OF HEALTH/ NEW YORK			4	100%	4
BAPTIST HEALTH MEDICAL CENTER			4	100%	4
GUTHRIE MEDICAL GROUP - CORNING		3	1	25%	4
ELITE CARE			4	100%	4
CARENOW URGENT CARE - WINTER SPRINGS		3	1	25%	4
CARE ONE PRIMARY CARE			4	100%	4
THE OASIS ALF		4			4
MEDEXPRESS URGENT CARE PLEASANT HILLS		3	1	25%	4
AMERICAN SCIENTIFIC LABORATORIES LLC			4	100%	4
MONTANA DEPARTMENT OF PUBLIC HEALTH & HUMAN SERVICES			4	100%	4
CVS IN6654POCT INDIANAPOLIS		3	1	25%	4
CELERION			4	100%	4
MINUTECLINIC DIAGNOSTIC OF TN PC #643		2	2	50%	4
WYOMING PUBLIC HEALTH LAB			4	100%	4
MEDEXPRESS - NEW CASTLE, DUPONT HWY		4			4

COVID-19: testing by laboratory

Data through Feb 3, 2021 verified as of Feb 4, 2021 at 09:25 AM

Data in this report are provisional and subject to change.

The numbers in the table below represent the number of Florida and non-Florida residents for whom test results were received by the Department of Health. A person can be tested by more than one laboratory and can have both positive and negative results. **Therefore, the sum of the numbers in each column will be larger than the total number of people tested.**

Reporting lab	Inconclusive	Negative	Positive	Percent positive	Total
BOND & STEELE CLINIC PA D/B/A BOND CLINIC PA		4			4
Sunrise Health and Rehabilitation Center			4	100%	4
GRAND AVE PHARMACY			4	100%	4
LEMOYNE COLLEGE WELLNESS CENTER FOR		4			4
Oakwood - North Baldwins Center for Living		4			4
FLORIDA CANCER SPECIALISTS AND RESEARCH		2	2	50%	4
OKLAHOMA STATE UNIVERSITY DIAGNOSTIC LAB			4	100%	4
THORNBURG PEDIATRICS		4			4
FLORIDA HEALTHCARE OF ORLANDO			4	100%	4
MEDEXPRESS URGENT CARE LAVALE		4			4
INTEGRATED FAMILY MEDICAL CENTER			4	100%	4
PILGRIM PHARMACY INC		4			4
WESLEY CHAPEL INTERNAL MEDICINE AND PEDIATRICS			4	100%	4
SCIENCE CARE			4	100%	4
MINUTECLINIC DIANOSTIC OF VIRGINA, LL		3	1	25%	4
MC DIAGNOSTIC OF CONNECTICUT, PC #1043		4			4
CAREATC, INC.			4	100%	4
NEULIFE NEUROLOGICAL SERVICES LLC			4	100%	4
MEDEXPRESS URGENT CARE - LOGAN		4			4
COMPASSION PEDIATRIC URGENT CARE LLC			4	100%	4
FISHERMEN'S HOSPITAL			4	100%	4
CONSULATE HEATH CARE AT WEST ALTAMONTE			4	100%	4
ACCENT PHYSICIAN SPECIALISTS PA		4			4
COMPUNET CLINICAL LAB			4	100%	4
CAREWELL 202			4	100%	4
West Gate Village, LLC		4			4
SANDGATE GARDENS REHAB & NURSING CENTER		3	1	25%	4
STEBEN COUNTY PUBLIC HEALTH		4			4
BIOTEST PLASMA CENTER		4			4
THE RETREAT AT PORT ORANGE			4	100%	4
MINUTECLINIC DIAGNOSTIC MED GRP OF CA		3	1	25%	4
MEDEXPRESS URGENT CARE - BLUEFIELD		3	1	25%	4
MEDEXPRESS URGENT CARE - CULPEPER		4			4
WILSON PEDIATRICS			4	100%	4
CVS TX7821POCT LEAGUE CITY		4			4
CVS MA2172POCT NORTH GRAFTON		4			4
COURTYARD GARDENS OF BOYNTON BEACH, LLC		1	3	75%	4
FLORIDA HEALTH CARE PLANS STIRLING CENTER			4	100%	4
MEDEXPRESS URGENT CARE - SUMMERSVILLE, WEBSTER RD		4			4
MINUTECLINIC, LLC #4682		2	2	50%	4
BELLIN HEALTH LAB		1	3	75%	4
PEACEHEALTH LABORATORIES		3	1	25%	4
MIAMI COMMUNITY HEALTH CENTER INC		1	3	75%	4
MEDEXPRESS URGENT CARE, FAIRMONT		4			4
Park Ridge Nursing Center		3	1	25%	4
HARBOUR ISLAND PEDIATRICS LLC			4	100%	4
SUMTER COUNTY HEALTH DEPARTMENT			4	100%	4

COVID-19: testing by laboratory

Data through Feb 3, 2021 verified as of Feb 4, 2021 at 09:25 AM

Data in this report are provisional and subject to change.

The numbers in the table below represent the number of Florida and non-Florida residents for whom test results were received by the Department of Health. A person can be tested by more than one laboratory and can have both positive and negative results. **Therefore, the sum of the numbers in each column will be larger than the total number of people tested.**

Reporting lab	Inconclusive	Negative	Positive	Percent positive	Total
GENEVA GENERAL HOSPITAL LABORATORY		3	1	25%	4
SANFORD SOUTH UNIVERSITY		4			4
ST VINCENTS PRIMARY CARE			4	100%	4
THE PALMS PHARMACY, INC		4			4
LIFELINK TISSUE BANK D/B/A LIFELINK TISSUE BANK		4			4
MEDEXPRESS URGENT CARE - PRINCETON		4			4
MEDICAL CENTER ENTERPRISE			4	100%	4
Health Care Center of Jacksonville			4	100%	4
VIDANT MEDICAL CENTER			4	100%	4
ADVENTHEALTH NEW SMYRNA BEACH COMMUNITY HEALTH			4	100%	4
MEDEXPRESS URGENT CARE - WEIRTON		4			4
OMNICARE PHARMACY OF TEXAS 1		4			4
SONIC REFERENCE LABORATORY			4	100%	4
FLORIDA GASTROENTEROLOGY ASSOCIATES PA		3			3
OPENTRONS PRL		2	1	33%	3
MEDIC INFUSION PA		3			3
NORTH SHORE HOSP. INFECTION CONTROL			3	100%	3
FLORIDA MEDICAL CLINIC -INTERNAL MED DADE CITY			3	100%	3
FLORIDA MENTOR-POINT WEST CLUSTER		3			3
STATCARE URGENT & WALK IN MEDICAL CARE		2	1	33%	3
STEAMBOAT EMERGENCY CENTER			3	100%	3
BAPTIST OUTPATIENT SERVICES			3	100%	3
Mill Valley Care Center		3			3
VIRTUA MEMORIAL HOSPITAL BURLINGTON COUNTY		1	2	67%	3
SIGNATURE CARE PFLUGERVILLE			3	100%	3
ADVENT HEALTH - CENTRAL PASCO ER			3	100%	3
MENORAH MANOR			3	100%	3
DOCTORS HOSPITAL RENAISSANCE			3	100%	3
MORGAN STANLEY HEALTH CENTER		3			3
ADVANCED HEART CARE OF SOUTH FLORIDA		3			3
SCHIFF CENTER FOR LIVER DISEASES		1	2	67%	3
MEDEXPRESS URGENT CARE MARTINSBURG		2	1	33%	3
Bethany Health and Rehab		3			3
CELEBRATION PEDIATRICS PA			3	100%	3
MINUTECLINIC DIAG OF IND LLC #1367		3			3
NYC PUBLIC HEALTH LABS			3	100%	3
MARYLAND STATE DEPT OF HEALTH	2		1	33%	3
BERGEN NEW BRIDGE M		3			3
LIFEHOPE LABS			3	100%	3
INDUSTRY LAB DIAGNOSTIC PARTNERS			3	100%	3
MEDEXPRESS URGENT CARE-ARLINGTON		2	1	33%	3
BETTERMED URGENT CARE			3	100%	3
ST. PETERSBURG PEDIATRICS- 38TH AVENUE			3	100%	3
FAMILY MEDICAL CLINIC HOMESTEAD, LLC			3	100%	3
COOPER UNIVERSITY HOSPITAL LABORATORY		2	1	33%	3
ORLANDO ORTHOPAEDIC CENTER		2	1	33%	3
VELOCITY CARE			3	100%	3

COVID-19: testing by laboratory

Data through Feb 3, 2021 verified as of Feb 4, 2021 at 09:25 AM

Data in this report are provisional and subject to change.

The numbers in the table below represent the number of Florida and non-Florida residents for whom test results were received by the Department of Health. A person can be tested by more than one laboratory and can have both positive and negative results. **Therefore, the sum of the numbers in each column will be larger than the total number of people tested.**

Reporting lab	Inconclusive	Negative	Positive	Percent positive	Total
SCRIPPS CLINIC MEDICAL			3	100%	3
LIZS ADULT CARE		3			3
BAYCARE MEDICAL GROUP, INC		3			3
SEMINOLE FAMILY HEALTH CENTER		3			3
HELIX MEDICAL CENTERS		1	2	67%	3
CLEARWATER		2	1	33%	3
TIEHH BIOTERRORISM RESPONSE LAB			3	100%	3
LEE CONVENIENT CARE AT SUMMERLIN			3	100%	3
PINELLAS PARK HEALTH CENTER - PINELLAS CHD		1	2	67%	3
HARBORCHASE OF VILLAGES CROSSING			3	100%	3
MED EXPRESS URGENT CARE PC - MARYLAND		2	1	33%	3
MEDEXPRESS - WILMINGTON CONCORD PIKE		2	1	33%	3
MINUTECLINIC DIAGNOSTIC OF WISCONSIN,		3			3
MOULTRIE CREEK NURSING AND REHAB			3	100%	3
PEDIATRICS AND ADOLESCENT MEDICINE		2	1	33%	3
FAMILY TREE MEDICAL GROUP PA		2	1	33%	3
ADVENTHEALTH MEDICAL GROUP PEDIATRICS		1	2	67%	3
LITTLE SPURS PEDIATRIC URGENT CARE		1	2	67%	3
UNIVERSITY OF KANSAS MEDICAL CENTER			3	100%	3
COVENANT PEDIATRICS		1	2	67%	3
SENTARA NORFOLK GENERAL HOSPITAL CENTRAL LAB			3	100%	3
NORTHERN LIGHT LABORATORY		1	2	67%	3
MEDEXPRESS URGENT CARE - WAXAHACHIE, N HIGHWAY 77		1	2	67%	3
ACCESS HEALTH CARE		2	1	33%	3
DEACONESS HOSPITAL			3	100%	3
Hunterdon Medical Center Laboratory		3			3
SISD EMPLOYEE HEALTH CLINIC			3	100%	3
RICHMOND CITY DEPARTMENT OF PUBLIC HEALTH			3	100%	3
ADVANCED URGENT CARE LLC		1	2	67%	3
WELLMED AT APOLLO BEACH BLVD		1	2	67%	3
CVS OH3393POCT AURORA		2	1	33%	3
MINUTECLINIC #8760		3			3
DOC PAM PA		2	1	33%	3
GAMMA DIAGNOSTIC LAB LLC			3	100%	3
Lenox on the Lake			3	100%	3
FLORIDA DEPARTMENT OF HEALTH IN MIAMI DADE COUNTY		2	1	33%	3
NORTH CAROLINA DEPT OF HEALTH & HUMAN SRVCS STATE LAB OF PUBLIC HEALTH			3	100%	3
MEDEXPRESS URGENT CARE - LITTLE ROCK		2	1	33%	3
MEDEXPRESS URGENT CARE - TULSA, S YALE AVE		3			3
ROAN DRUG COMPANY LLC		3			3
CULLMAN REGIONAL URGENT CARE		2	1	33%	3
ALLIANCE PEDIATRICS PA			3	100%	3
PRISMA HEALTH MIDLANDS			3	100%	3
CTRS			3	100%	3
CVS IN6605POCT INDIANAPOLIS		2	1	33%	3
COVANCE CLS			3	100%	3
TIFTON CARECONNECT URGENT CARE			3	100%	3

COVID-19: testing by laboratory

Data through Feb 3, 2021 verified as of Feb 4, 2021 at 09:25 AM

Data in this report are provisional and subject to change.

The numbers in the table below represent the number of Florida and non-Florida residents for whom test results were received by the Department of Health. A person can be tested by more than one laboratory and can have both positive and negative results. **Therefore, the sum of the numbers in each column will be larger than the total number of people tested.**

Reporting lab	Inconclusive	Negative	Positive	Percent positive	Total
QUATRACOR PLLC		3			3
ADVANCED URGENT CARE CENTER OF THE UPPER KEYS		1	2	67%	3
SKIPPACK MEDICAL LAB			3	100%	3
WINDER NURSING INC DBA WINDER HEALTH CARE		3			3
JS HEALTHCARE		2	1	33%	3
LOYOLA UNIVERSITY MEDICAL CENTER LABORATORY			3	100%	3
BROOKDALE OAKBRIDGE		1	2	67%	3
CVS TN7289POCT SIGNAL MOUNTAIN		3			3
EMERALD COAST CENTER			3	100%	3
SUMMIT MEDICAL GROUP – WEST ORANGE		3			3
CVS MN6811POCT PLYMOUTH		3			3
TMH PHYSICIAN PARTNERS BLOUNTSTOWN			3	100%	3
BETH ISRAEL MEDICAL CENTER LABS		3			3
DACH MAIN LAB			3	100%	3
MINUTECLINIC DIAGNOSTIC OF MICHIGAN, P		3			3
MINUTECLINIC DIAGNOSTIC OF KENTUCKY		3			3
URGENT CARE OF THE SMOKIES			3	100%	3
ELITE PRIMARY CARE OF WAYCROSS			3	100%	3
LEWIS COUNTY MANOR		3			3
MEADOWS AT CYPRESS GARDENS, THE		3			3
CVS MA394POCT SEEKONK		3			3
PREMIER FAMILY AND SPORTS MEDICINE		2	1	33%	3
FLORIDA HOSPITAL PHYSICIANS GROUP		1	2	67%	3
MEDEXPRESS URGENT CARE - WALDORF, CRAIN HWY		3			3
STRINGFELLOW MEMORIAL HOSPITAL		3			3
SARASOTA PERSONAL MEDICINE		2	1	33%	3
WALGREENS #07502		3			3
CROSSVILLE MEDICAL GROUP		1	2	67%	3
GAINESVILLE PEDIATRIC ASSOCIATES			3	100%	3
ESTERO FIRE RESCUE		3			3
REGIONAL MEDICAL LAB			3	100%	3
THOMAS LANGLEY			3	100%	3
TAMPA		1	2	67%	3
NORTHCREST MEDICAL CENTER		1	2	67%	3
CAMPAZZI CONCIERGE MEDICAL SERVICES		2	1	33%	3
RIVER CITY MEDICAL ASSOCIATES INC			3	100%	3
ADVENTHEALTH SEBRING- INFECTION CONTROL DEPARTMENT			3	100%	3
MINUTECLINIC DIAG OF IND, LLC #6910		3			3
SURETOX LABORATORY LLC		2	1	33%	3
CVS TN2179POCT MURFREESBORO		3			3
LOCH HAVEN PEDIATRICS			3	100%	3
MEDEXPRESS URGENT CARE-CLOQUET		3			3
HIALEAH SHORES NURSING AND		2	1	33%	3
ANN STORCK CENTER INC		3			3
Kroger 635 - The Little Clinic Dacula		3			3
PUBLIC HEALTH TRUST OF MIAMI DADE COUNTY			3	100%	3
HARBOUR'S EDGE		2	1	33%	3

COVID-19: testing by laboratory

Data through Feb 3, 2021 verified as of Feb 4, 2021 at 09:25 AM

Data in this report are provisional and subject to change.

The numbers in the table below represent the number of Florida and non-Florida residents for whom test results were received by the Department of Health. A person can be tested by more than one laboratory and can have both positive and negative results. **Therefore, the sum of the numbers in each column will be larger than the total number of people tested.**

Reporting lab	Inconclusive	Negative	Positive	Percent positive	Total
TMH PHYSICIAN PARTNERS SOUTHWOOD			3	100%	3
DELAWARE PUBLIC HEALTH LABORATORY		1	2	67%	3
Greystone Health Care Center		3			3
ST MARYS MEDICAL CENTER			3	100%	3
NEOGENOMICS LABORATORIES, INC		3			3
FIRST CARE - MIDDLESBORO			3	100%	3
NEWSTAR MEDICAL LABORATORIES		3			3
MUNSON MEDICAL CENTER			3	100%	3
MEDEXPRESS-HOUSTON EAST FWY		1	2	67%	3
ASSOCIATES IN MEDICINE		1	2	67%	3
OPTUM OF RED ROAD		3			3
SUNDALE NURSING HOME		3			3
RHEA MEDICAL CENTER		3			3
WEST TN HEALTH MED NORTH		3			3
ST PETE DIRECT PRIMARY CARE		1	2	67%	3
SUMNER REGIONAL MEDICAL CENTER		2	1	33%	3
LOUISIANA DEPT. OF HEALTH AND HOSPITALS-INFECTIOUS DISEASE EPI SECTION			3	100%	3
FELICIDAD MEDICAL CENTER INC			3	100%	3
GARCIA MORALES NELSON			3	100%	3
GRAND VILLA OF LARGO		1	2	67%	3
HILLVIEW LABORATORY			3	100%	3
PALMS WEST HOSPITAL			3	100%	3
CULLMAN REGIONAL MEDICAL CENTER		2	1	33%	3
KISSIMMEE URGENT CARE		3			3
MINUTECLINIC DIAGNOSTIC OF PENNSYLVAN		2	1	33%	3
MINUTE CLINIC DIAGNOSTIC OF TN PC #64		3			3
MINUTE CLINIC LLC # 2033		2	1	33%	3
HOUSTON METHODIST HOSPITAL			3	100%	3
SAVANNAH COVE		3			3
CVS RI1717POCT 1 CVS DR			3	100%	3
PM PEDIATRICS OF SELDEN PLLC		3			3
EDWARD S BENNETT MD PLLC		3			3
MEDEXPRESS URGENT CARE- FORT WORTH N T		3			3
NORTHWEST FLORIDA CLINICAL LAB		1	2	67%	3
ADVANCED PEDIATRICS			3	100%	3
SHANDS AT LAKE SHORE LAB		1	2	67%	3
PREMIER CLINICAL RESEARCH INSTITUTE INC			3	100%	3
CVS PA813POCT RICHBORO		3			3
2412 LEBANON PIKE		2	1	33%	3
Cleveland Clinic Weston			3	100%	3
ALLIANCE FOR MULTISPECIALTY RESEARCH		3			3
Bainbridge Health and Rehab		3			3
MINUTECLINIC DIAGNOSTIC OF OHIO #3407		3			3
FOX FAMILY PRACTICE		3			3
SMOKY MOUNTAIN URGENT CARE AND FAMILY MEDICINE CENTER			3	100%	3
MINUTECLINIC DIAGNOSTIC OF TEXAS LLC		2	1	33%	3
MEDEXPRESS URGENT CARE GREENSBURG		2	1	33%	3

COVID-19: testing by laboratory

Data through Feb 3, 2021 verified as of Feb 4, 2021 at 09:25 AM

Data in this report are provisional and subject to change.

The numbers in the table below represent the number of Florida and non-Florida residents for whom test results were received by the Department of Health. A person can be tested by more than one laboratory and can have both positive and negative results. **Therefore, the sum of the numbers in each column will be larger than the total number of people tested.**

Reporting lab	Inconclusive	Negative	Positive	Percent positive	Total
REELFOOT FAMILY WALK IN CLINIC		2	1	33%	3
INSPIRA MEDICAL CENTER VINELAND LAB		2	1	33%	3
HARBORCHASE OF STUART			3	100%	3
NEMOURS CHILDRENS PRIMARY CARE MAITLAND			3	100%	3
CELEBRATION PRIMARY CARE ASSOCIATES LLC		3			3
ORLANDO ORTHOPAEDIC OUTPATIENT SURGERY CENTER LLC			3	100%	3
Westside Terrace		3			3
GREATER MOBILE URGENT CARE – SPRINGHILL			3	100%	3
GRAND VILLA OF PALM COAST		3			3
MONTEFIORE MEDICAL CENTER LABS MONTEFIORE		2	1	33%	3
CHURCH OF SCIENTOLOGY FLAG SERVICE ORGANIZATION		2	1	33%	3
MEDEXPRESS URGENT CARE - SOMERSET TOWNSHIP		3			3
PATIENT FIRST - ALLENTOWN			3	100%	3
CVS IL8747POCT CHICAGO		3			3
CARESPOT-WELLINGTON			3	100%	3
LPG CONVENIENT CARE AT METRO		3			3
MEDEXPRESS URGENT CARE, BELLE VERNON		3			3
BRADENTON PHYSICIAN MEDICAL CENTER			3	100%	3
WHITE EARTH IHS MAIN LAB		3			3
PROGRESS PHARMACY INC			3	100%	3
CVS SC7396POCT NORTH MYRTLE BEACH		3			3
THE OASIS BEACHSIDE		3			3
QUEST DIAGNOSTICS PSC			3	100%	3
CVS OH6123POCT CINCINNATI		2	1	33%	3
LIFE CARE CENTER OF SKAGIT VALLEY		3			3
CFP PHYSICIANS GROUP			3	100%	3
MINUTECLINIC LLC #5176			3	100%	3
NORTH BROWARD HOSPITAL DISTRICT HEALTHCARE FOR THE HOMELESS			3	100%	3
MANORCARE NURSING & REHABILITATION CENTER-NAPLES		3			3
MONTANA PUBLIC HEALTH LAB			3	100%	3
OHIO CVS STORES		3			3
TRUE HEALTH – LAKE UNDERHILL		3			3
MAINE DEPARTMENT OF HEALTH AND HUMAN SERVICES			3	100%	3
HEALTHQUEST, INC		2	1	33%	3
EMORY BENNETT VETERANS NURSING HOME		3			3
OHIO HEALTH DOCTORS HOSPITAL			3	100%	3
ALOHA HOME CARE LLC DBA ACCENTCARE HOME HEALTH OF		3			3
MEDFUSION		2	1	33%	3
TUFTS MEDICAL CENTER			3	100%	3
KEY WEST URGENT CARE, INC		3			3
HAVEN CUSTEAD CARE CENTER			3	100%	3
PROHEALTH PRIMARY CARE - GLEN OAKS		3			3
ADVENT HEALTH MEDICAL GROUP FAMILY MEDICINE			3	100%	3
BROOKDALE SENIOR LIVING			3	100%	3
MEDEXPRESS URGENT CARE - WICHITA, S SENECA ST		1	2	67%	3
MEDFIRST URGENT CARE			3	100%	3
CVS GA2147POCT KENNESAW		2	1	33%	3

COVID-19: testing by laboratory

Data through Feb 3, 2021 verified as of Feb 4, 2021 at 09:25 AM

Data in this report are provisional and subject to change.

The numbers in the table below represent the number of Florida and non-Florida residents for whom test results were received by the Department of Health. A person can be tested by more than one laboratory and can have both positive and negative results. **Therefore, the sum of the numbers in each column will be larger than the total number of people tested.**

Reporting lab	Inconclusive	Negative	Positive	Percent positive	Total
LEXINGTON MEDICAL CENTER		1	2	67%	3
YATES COUNTY PUBLIC HEALTH		3			3
CVS CA9113POCT CHULA VISTA		3			3
ACL LABORATORIES INDUSTRIAL TOXICOLOGY			3	100%	3
MEDICAL SERVICES OF AMERICA HOME HEALTH		3			3
UNIVERSITY OF MICHIGAN		2	1	33%	3
HEPATOLOGY DIAGNOSTIC LAB			3	100%	3
NOVANT HEALTH PRESBYTERIAN		2	1	33%	3
Wynfield Park Health and Rehabilitation		3			3
ORLANDO REGIONAL HEALTH SERVICES		1	2	67%	3
CURATIVE		1	2	67%	3
ROANE MEDICAL CENTER		2	1	33%	3
Englewood Health and Rehab			3	100%	3
BAPTIST PRIMARY CARE, INC.		2	1	33%	3
ALLIED PHYSICIANS GROUP PLLC		3			3
ALABAMA DEPT PUBLIC HEALTH			3	100%	3
CVS PA1671POCT LANCASTER		3			3
TERRACE OF ST CLOUD, THE		2	1	33%	3
WINTER PARK INTERNAL MEDICINE MD PA		2	1	33%	3
GREENTREE MEDICAL CENTER			3	100%	3
MINUTE CLINIC DIAG OF IND LLC #8674		3			3
MINUTECLINIC DIAGNOSTIC MED GRP OF SAN		3			3
GLADES COUNTY DETENTION CENTER			3	100%	3
FLORIDA HOSPITAL LABORATORIES		3			3
ADVANCED MEDICAL RESEARCH CENTER LLC			3	100%	3
AUSTIN PUBLIC HEALTH			3	100%	3
FHPG TAMPA PRIMARY CARE			3	100%	3
MINUTECLINIC, LLC #5707		3			3
RAPID CITY RUGENT CARE			3	100%	3
MEDEXPRESS URGENT CARE-PASADENA		3			3
Lakeview Village		3			3
GRAND VILLA OF BOYNTON BEACH		3			3
SSM HEALTH ST LOUIS MICROBIOLOGY LABORATORY		1	2	67%	3
MEDEXPRESS URGENT CARE - WILKES BARRE		2	1	33%	3
LISTENING DOCTOR PLLC, THE			3	100%	3
HUNT CLUB MEDICAL CARE			3	100%	3
PARRISH MEDICAL CENTER-WAIVED TESTING		3			3
MEDEXPRESS URGENT CARE - HOLLINS		3			3
MOBIL LAB FOR ALL INC		3			3
CVS NC6402POCT DAVIDSON		2	1	33%	3
BNC Medical Investors, LLC Berrien Nursing & Rehabilitation Center		3			3
MEDEXPRESS URGENT CARE, CHAMBERSBURG		2	1	33%	3
ADVICE FOR OPTIMAL WELLNESS, INC			3	100%	3
MID FLORIDA CLINICAL LABORATORY		2	1	33%	3
STONE CLINICAL LABORATORIES OF FL LLC		3			3
COASTAL LABORATORIES OF FLORIDA			3	100%	3
MAYO		1	2	67%	3

COVID-19: testing by laboratory

Data through Feb 3, 2021 verified as of Feb 4, 2021 at 09:25 AM

Data in this report are provisional and subject to change.

The numbers in the table below represent the number of Florida and non-Florida residents for whom test results were received by the Department of Health. A person can be tested by more than one laboratory and can have both positive and negative results. **Therefore, the sum of the numbers in each column will be larger than the total number of people tested.**

Reporting lab	Inconclusive	Negative	Positive	Percent positive	Total
LEESBURG COMMUNITY HEALTH CENTERS			3	100%	3
SARASOTA MEDICAL CENTER			3	100%	3
CARE CENTERS OF NASSAU LLC MINER ROAD SOUTH		3			3
SOFTLAB			3	100%	3
IOWA DEPARTMENT OF PUBLIC HEALTH			3	100%	3
FAMILY MEDICINE AT WINTER PARK			3	100%	3
Fort Gaines Health and Rehab		3			3
COVID PROCESSING SITE			3	100%	3
FRESENIUS MEDICAL CARE			3	100%	3
ST. LUKE'S HOSPITAL - BETHLEHEM CAMPUS		1	2	67%	3
CVS GA2236POCT WOODSTOCK		3			3
MEDEXPRESS URGENT CARE - RICHMOND, W BROAD ST		3			3
GYN PATH SERVICES			3	100%	3
SOFTCELL L-FORM LABORATORIES, LLC			3	100%	3
VA OUTPATIENT CLINIC-NEW PORT RICHEY			3	100%	3
CORTLAND REGIONAL MEDICAL CENTER		3			3
Broadview Multi-Care Center		3			3
NEMOURS CHILDRENS PRIMARY CARE HORIZON WEST			3	100%	3
SOUTH COUNTY MENTAL HEALTH CENTER INC			3	100%	3
Rutgers Health Rwj University Hospital - Laboratory		2	1	33%	3
CCRX OF NORTH CAROLINA, LLC		2	1	33%	3
OHIO DEPARTMENT OF HEALTH LABORATORY		2	1	33%	3
HEARTLAND - CHARLESTON OF HANAHAN SC,		3			3
FHPG FAMILY MEDICAL CENTER OF TAMPA BAY		1	2	67%	3
MEDEXPRESS URGENT CARE SHADYSIDE		3			3
GONZALEZ MD AND ASWAD MD HEALTH SERVICES			3	100%	3
INTERNAL MEDICINE AND WOUND CARE SPECIALIST LLC		3			3
FLORIDA MEDICAL ASSOCIATES LLC			3	100%	3
ST LUKES HOSPITAL LABORATORY		2	1	33%	3
SPRING LAKE REHABILITATION CENTER			3	100%	3
BRENTWOOD SENIOR LIVING AT ST PETE			3	100%	3
COASTAL SKIN SURGERY AND DERMATOLOGY PL		3			3
PATHOLOGY REFERENCE LAB LLC			3	100%	3
BROOME COUNTY HEALTH DEPARTMENT		2	1	33%	3
US SPECIALTY LABS			3	100%	3
NORTH DAKOTA DEPT OF HEALTH MICROBIOLOGY		1	2	67%	3
CVS OH3476POCT TIPP CITY		3			3
TREASURE COAST PEDIATRICS PA			3	100%	3
FLAGLER FAMILY MEDICINE PA			3	100%	3
CARENOW-LEBANON		1	2	67%	3
CAREWELL URGENT CARE			3	100%	3
CENTRAL DUPAGE HOSPITAL			3	100%	3
BEEBE MEDICAL CENTER LABORATORY		3			3
NC STATE LABORATORY OF PUBLIC HEALTH		3			3
MONROE COUNTY FIRE RESCUE		3			3
MEDLAB INC		3			3
SPARROW CENTRAL LAB			3	100%	3

COVID-19: testing by laboratory

Data through Feb 3, 2021 verified as of Feb 4, 2021 at 09:25 AM

Data in this report are provisional and subject to change.

The numbers in the table below represent the number of Florida and non-Florida residents for whom test results were received by the Department of Health. A person can be tested by more than one laboratory and can have both positive and negative results. **Therefore, the sum of the numbers in each column will be larger than the total number of people tested.**

Reporting lab	Inconclusive	Negative	Positive	Percent positive	Total
CVS GA3766POCT DACULA		1	2	67%	3
MINUTECLINIC DIAG OF IND LLC #6840		3			3
ALLIANCE LABS @LRMC			3	100%	3
ORCHID COVE DAYTONA			3	100%	3
Gulfport Rehabilitation Center			3	100%	3
MINUTE CLINIC, LLC #4650		3			3
COMMUNICABLE DISEASE CONTROL/PUBLIC HEALTH EMERGENCY PREPAREDNESS			3	100%	3
INDIANA STATE DEPARTMENT OF HEALTH LABORATORIES			3	100%	3
SINAI PLAZA NURSING AND REHAB CENTER			3	100%	3
MED FUSION			3	100%	3
THE CLINIC OF PEDIATRICS & GI MEDICINE, INC			3	100%	3
MINUTECLINIC DIAGNOSTIC OF TN PC #240		3			3
WAL-MART STORES EAST LP		2	1	33%	3
MEDEXPRESS URGENT CARE-CHIPPEWA		2	1	33%	3
MEDICAL CENTER OF THE ROCKIES			3	100%	3
AVANTE INVERNESS		1	2	67%	3
Life Care Center of Citrus County		2	1	33%	3
TARRANT COUNTY PUBLIC HEALTH		3			3
MINUTECLINIC, LLC #1431		2	1	33%	3
Rosedale Green		3			3
BARONESS ERLANGER HOSPITAL		3			3
MONROE COUNTY DEPT OF PUBLIC HEALTH ST		3			3
APEX CLINICAL LABORATORIES INC		3			3
CUMBERLAND MEDICAL CENTER INC		3			3
MEDEXPRESS URGENT CARE-HERSHEY		2	1	33%	3
MINUTECLINIC, LLC #7139		3			3
MINUTECLINIC DIAG OF IND, LLC #6483		1	2	67%	3
CORTLAND COUNTY HEALTH DEPARTMENT		3			3
BOLING, STEPHANIE		3			3
STUYVESANT URGENT CARE		3			3
PROPATH			3	100%	3
ESCO DRUG CO INC		3			3
SUN TERRACE HEALTH CARE CENTER			3	100%	3
TRANSPLANT GENOMICS INC (EUROFINS)		3			3
LINCOLN MEDICAL CENTER		3			3
24TH WEAPONS OF MASS DESTRUCTION - CIVIL SUPPORT		3			3
VILLAGES HEALTH, THE		3			3
CVS MINUTE CLINIC DIAGNOSTIC OF TEXAS		3			3
NORTH NAPLES HOSPITAL RESPIRATORY THERAPY DEPARTMENT			3	100%	3
UNITY HEALTH AND REHABILITATION CENTER			3	100%	3
SCIENTIFIC LABORATORY DIVISION			3	100%	3
VICAR'S LANDING NURSING HOME		2	1	33%	3
GROVES CENTER			3	100%	3
OAKMONTE VILLAGE OF DAVIE			3	100%	3
Kroger 124 - The Little Clinic University		3			3
FLORIDA DEPARTMENT OF HEALTH SEMINOLE COUNTY		1	2	67%	3
MEDICAL UNIVERSITY SC HOSPITAL			3	100%	3

COVID-19: testing by laboratory

Data through Feb 3, 2021 verified as of Feb 4, 2021 at 09:25 AM

Data in this report are provisional and subject to change.

The numbers in the table below represent the number of Florida and non-Florida residents for whom test results were received by the Department of Health. A person can be tested by more than one laboratory and can have both positive and negative results. **Therefore, the sum of the numbers in each column will be larger than the total number of people tested.**

Reporting lab	Inconclusive	Negative	Positive	Percent positive	Total
LAHEY CLINIC MEDICAL CENTER			3	100%	3
ERIE COUNTY PUBLIC HEALTH CLINICAL		3			3
MINUTECLINIC, LLC #05814		3			3
CVS SC3838POCT ANDERSON		3			3
BRANDON REGIONAL EMERGENCY CTR			3	100%	3
Centrastate Medical Center		2	1	33%	3
HEART OF FLORIDA HEALTH CENTER INC			3	100%	3
CRANES VIEW LODGE			3	100%	3
LUVERNE HEALTH AND REHABILITATION		3			3
SANFORD MOBILE LAB			3	100%	3
MEDEXPRESS URGENT CARE-SCOTT TOWNSHIP		3			3
ASPEN VALLEY HOSPITAL			3	100%	3
CARENOW-ATASCOCITA			3	100%	3
ST VINCENTS AMBULATORY CARE INC DBA		1	2	67%	3
LAURELLWOOD NURSING CENTER		1	2	67%	3
ADRIANA M CASTRO MD PA		3			3
MARION COUNTY FIRE RESCUE		3			3
MPG JACKSONVILLE ATLANTIC BLVD		1	2	67%	3
DASCENA, INC			3	100%	3
MEDEXPRESS URGENT CARE - WHEELING		2	1	33%	3
PROMPT CARE OF CENTRAL FLORIDA LLC			3	100%	3
CGH MEDICAL CENTER			3	100%	3
EASTERN FLORIDA STATE COLLEGE - PALM BAY CAMPUS□			3	100%	3
CONSOLIDATED LABORATORY SERVICES			3	100%	3
PINELLAS POINT NURSING AND REHAB			3	100%	3
MINUTECLINIC DIAGNOSTIC OF NORTH CAROLINA PC #7054		3			3
BEECHTREE MOLECULAR LAB LLC			3	100%	3
CVS MINUTE CLINIC DIAGNOSTIC MED GRP OF CAL		3			3
MICHIGAN HEALTH CLINIC LABORATORIES		2	1	33%	3
WYOMING DEPT OF HEALTH			3	100%	3
PLAINVIEW PRIMARY CARE		3			3
MEDEXPRESS URGENT CARE - NORTH LITTLE		2	1	33%	3
URGENT DOC - URGENT CARE CLINIC			3	100%	3
MINUTECLINIC DIAG OF IND, LLC #6697		3			3
FLORIDA LABORATORY ANALYSIS, LLC			3	100%	3
HELIX LW UC		1	2	67%	3
MINUTE CLINIC LLC #0169		3			3
CVS OH3080POCT HUBER HEIGHTS		3			3
EXETER HOSPITAL		3			3
MINUTECLINIC, LLC #1492		3			3
ACCESS RECOVERY SOLUTIONS LLC			3	100%	3
UNIVERISTY OF MIAMI			3	100%	3
THE PATHOLOGY LABORATORY		1	2	67%	3
MINUTECLINIC DIAGNOSTIC OF TN, PC 6304		2	1	33%	3
OPTUM PRIMARY CARE - SILVER LAKES			3	100%	3
PEDIATRICS BY THE SEA JOG RD OFFICE			3	100%	3
IVY CREEK URGENT CARE OF ENTERPRISE			3	100%	3

COVID-19: testing by laboratory

Data through Feb 3, 2021 verified as of Feb 4, 2021 at 09:25 AM

Data in this report are provisional and subject to change.

The numbers in the table below represent the number of Florida and non-Florida residents for whom test results were received by the Department of Health. A person can be tested by more than one laboratory and can have both positive and negative results. **Therefore, the sum of the numbers in each column will be larger than the total number of people tested.**

Reporting lab	Inconclusive	Negative	Positive	Percent positive	Total
COMMUNITY MEDICAL CENTER			3	100%	3
ONslow MEMORIAL HOSPITAL LABORATORY		3			3
VIRGINIA DIVISION OF CONSOLIDATED LABORATORIES			3	100%	3
GOOD SAMARITAN MEDICAL CENTER			3	100%	3
YORK HOSPITAL - LABORATORY			3	100%	3
Village on the Green			3	100%	3
TAYLOR MANOR		1	2	67%	3
Magnolia Health and Rehab Center			3	100%	3
CENTRAL FLORIDA PRIMARY CARE			2	100%	2
Greystone Nursing and Rehab, LLC			2	100%	2
CVS NY549POCT RIDGEWOOD		1	1	50%	2
PHYSICIANS LABORATORY SERVICES			2	100%	2
FLORIDA PRIMARY CARE CENTER PA		2			2
FLORIDA COMMUNITY HEALTH CENTERS, INC.			2	100%	2
CLINICAL ASSOCIATES OF ORLANDO LLC		2			2
MINUTECLINIC DIAG OF IND, LLC #6648		1	1	50%	2
ADVENT HEALTH MEDICAL GROUP FAMILY AND INTERNAL MEDICINE AT AVALON PAR		1	1	50%	2
PEDIATRIC HEALTH CARE		1	1	50%	2
Iowa Veterans Home		2			2
HIGHLANDS COUNTY FIRE RESCUE		2			2
MAJESTIC GUARDIANS			2	100%	2
GRAND VILLA OF MELBOURNE			2	100%	2
Alden Terrace of McHenry			2	100%	2
MINUTECLINIC, LLC (CLINIC 10928)		2			2
SUNBRIDGE CARE & REHAB FOR DECATUR		2			2
STUART SURGERY CENTER, LLC			2	100%	2
CATHOLIC HEALTH LABORATORY SERVICES		2			2
CARE NOW, INC			2	100%	2
SANFORD REGIONAL HOSPITAL WORTHINGTON		2			2
Kroger 127 - The Little Clinic Lakewood-Alameda		2			2
INTERMOUNTAIN MEDICAL CENTER			2	100%	2
OPP HEALTH AND REHABILITATION		2			2
MEDEXPRESS URGENT CARE - LINCOLN VILLA		2			2
STARMED FAMILY & URGENT CARE			2	100%	2
LEE MEMORIAL HOSPITAL BLOOD GAS LAB			2	100%	2
BOSTON MEDICAL CENTER			2	100%	2
Luther Acres Manor		2			2
CVS CT718POCT ANSONIA		2			2
CERTIVIA LABORATORIES			2	100%	2
Kroger 739 - The Little Clinic La Grange Road		2			2
OCALA REGIONAL KIDNEY CENTER-WEST			2	100%	2
MEMORIAL SLOAN KETTERING CANCER CENTER		1	1	50%	2
PHYSICIANS MEDICAL CENTER		2			2
APC PEDIATRICS			2	100%	2
BAYLOR COLLEGE OF MEDICINE			2	100%	2
CVS MINUTE CLINIC DIAGNOSTIC OF KANSAS, PA		2			2
JOHN D. ARCHBOLD MEM. HOSPITAL			2	100%	2

COVID-19: testing by laboratory

Data through Feb 3, 2021 verified as of Feb 4, 2021 at 09:25 AM

Data in this report are provisional and subject to change.

The numbers in the table below represent the number of Florida and non-Florida residents for whom test results were received by the Department of Health. A person can be tested by more than one laboratory and can have both positive and negative results. **Therefore, the sum of the numbers in each column will be larger than the total number of people tested.**

Reporting lab	Inconclusive	Negative	Positive	Percent positive	Total
CVS MO4850POCT SPRINGFIELD		2			2
Kings County Hospital Center			2	100%	2
MALABAR FAMILY PRACTICE		1	1	50%	2
NATIONWIDE LABORATORY SERVICES		1	1	50%	2
Lake Charles Healthcare LLC dba Landmark Lake Charles			2	100%	2
CVS AZ5891POCT GILBERT		1	1	50%	2
NEW BRIDGE MEDICAL CENTER		2			2
AMERICAN MEDICAL LABORATORIES			2	100%	2
BRANDYWYNE HEALTH CARE CENTER			2	100%	2
INFINITI LABS INC			2	100%	2
CSS- TWELVE OAKS			2	100%	2
PM PEDIATRICS OF SELDEN, PLLC		2			2
PEPIN ACADEMIES-PASCO		2			2
320 S TRANSIT ST		2			2
Kroger 448 - The Little Clinic Mason		2			2
CLINICA HISPANIA			2	100%	2
TGH Brandon Healthplex Laboratory			2	100%	2
ALVERNO CLINICAL LABORATORIES			2	100%	2
BOSTON PUBLIC HEALTH COMMISSION			2	100%	2
ASCENSION ST VINCENT'S RIVERSIDE			2	100%	2
AHC of Mckenzie		2			2
HARRINGTON PARK HEALTH AND REHAB		2			2
JRS LABORATORY			2	100%	2
ADVANTA ANALYTICAL LABORATORIES			2	100%	2
MEDSTAR HARBOR HOSPITAL			2	100%	2
FIRST PREVENTION AND DIALYSIS CENTER LLC			2	100%	2
CVS MINUTE CLINIC DIAGNOSTIC MED GRP		2			2
FLORIDA DEPARTMENT OF HEALTH (FDOH)			2	100%	2
PRECISION DIAGNOSTIC INC		2			2
BFT LAB			2	100%	2
EMERALD TRACE		2			2
VALLEY MEDICAL LABORATORY			2	100%	2
MD NOW URGENT CARE MEDICAL CENTERS INC			2	100%	2
SARASOTA MEMORIAL MEDICAL URGENT CARE CENTER			2	100%	2
CVS DC1340POCT WASHINGTON		2			2
TMH EC NORTHEAST LABORATORY			2	100%	2
Delaware Court Healthcare Center		2			2
GOLDMAN SACHS HEALTH CENTER		2			2
STATE OF FLORIDA			2	100%	2
SPECTRUM HEALTH			2	100%	2
NAVAL MEDICAL CENTER			2	100%	2
ORLANDO LUTHERAN TOWERS		1	1	50%	2
NORTON IMMEDIATE CARE CENTER - PRESTON			2	100%	2
MEDEXPRESS URGENT CARE - LEDGEWOOD		2			2
OSF ST JOSEPH MEDICAL CENTER			2	100%	2
JUPITER INTERNAL MEDICINE AND ASSOCIATES			2	100%	2
SOUTHERN BREEZE HEALTHCARE		1	1	50%	2

COVID-19: testing by laboratory

Data through Feb 3, 2021 verified as of Feb 4, 2021 at 09:25 AM

Data in this report are provisional and subject to change.

The numbers in the table below represent the number of Florida and non-Florida residents for whom test results were received by the Department of Health. A person can be tested by more than one laboratory and can have both positive and negative results. **Therefore, the sum of the numbers in each column will be larger than the total number of people tested.**

Reporting lab	Inconclusive	Negative	Positive	Percent positive	Total
TMH PHYSICIAN PARTNERS MONTICELLO		1	1	50%	2
EMORY UNIVERSITY HOSPITAL			2	100%	2
Chatham Nursing and Rehab Center		2			2
A+ URGENT/PRIMARY CARE			2	100%	2
CPL LABS			2	100%	2
WALKONCLINIC			2	100%	2
CVS PA2688POCT COLLEGEVILLE		2			2
MID - FLORIDA PATHOLOGY LLC		1	1	50%	2
DASCENA LAB			2	100%	2
LAKEVIEW HEALTHCARE SYSTEM LLC			2	100%	2
ACCESS CARE MEDICAL GROUP LLC		2			2
CLEVELAND CLINIC FLORIDA LABORATORY			2	100%	2
SERENADES BY SONATA		1	1	50%	2
YOUTH AND YOU, INC		2			2
INSPIRE HEALTHCARE CENTER			2	100%	2
Kroger 426 - The Little Clinic Suwanee		2			2
MINUTE-CLINIC DIAGNOSTIC OF VIRGINIA,		2			2
BRENTWOOD AT FORE RANCH			2	100%	2
FKC AMELIA ISLAND DIALYSIS			2	100%	2
MEASE COUNTRYSIDE HOSPITAL CARDIAC REH			2	100%	2
ADVANCED MEDICAL CARE			2	100%	2
Metro West Nursing and Rehab			2	100%	2
CVS GA5637POCT VILLA RICA		2			2
MEMORIAL HOSPITAL OF SOUTH BEND			2	100%	2
CVS PA7132POCT THORNDALE		2			2
FLAGLER PROFESSIONAL HEALTH CAE SERVICES INC		2			2
SPRINGHILL SENIOR RESIDENCE		2			2
VETERANS AFFAIRS MEDICAL CENTER - GREATER LOS ANGELES			2	100%	2
New Jersey Aim At Smg		2			2
Bedford Care Center of Hattiesburg		2			2
MIDLAND MEMORIAL HOSPITAL			2	100%	2
MEDEXPRESS URGENT CARE-MT PLEASANT		1	1	50%	2
SYNEOS HEALTH			2	100%	2
URGENT TEAM - NASHVILLE		2			2
LEE MEMORIAL HEALTH SYSTEM D/B/A			2	100%	2
FLORIDA MEDICAL CENTER OF CLEARWATER		2			2
JOHN KNOX MANOR INC II		1	1	50%	2
DELAWARE DIAGNOSTICS LABS			2	100%	2
SMITH NORTHVIEW HOSPITAL LAB			2	100%	2
MIDDLE TENN MENTAL HEALTH INSTITUTE		2			2
CVS MO10151POCT SPRINGFIELD		1	1	50%	2
MINUTECLINIC DIAGNOSTIC PA #7110		2			2
COVANCE			2	100%	2
BIRMINGHAM INTERNAL MEDICINE ASSOCIATE		1	1	50%	2
IN & OUT URGENT CARE METAIRIE			2	100%	2
AdventHealth Care Center Orlando North			2	100%	2
BAYCARE LABORATORIES			2	100%	2

COVID-19: testing by laboratory

Data through Feb 3, 2021 verified as of Feb 4, 2021 at 09:25 AM

Data in this report are provisional and subject to change.

The numbers in the table below represent the number of Florida and non-Florida residents for whom test results were received by the Department of Health. A person can be tested by more than one laboratory and can have both positive and negative results. **Therefore, the sum of the numbers in each column will be larger than the total number of people tested.**

Reporting lab	Inconclusive	Negative	Positive	Percent positive	Total
HOPE HEALTH CARE, LLC		2			2
ADVENTHEALTH MEDICAL GROUP INTERNAL MEDICINE AT			2	100%	2
GRAND VILLA OF SARASOTA		1	1	50%	2
ARLINGTON DIALYSIS CENTER LLC		2			2
FLORIDA MEDICAL CLINIC CARDIOLOGY-ZH			2	100%	2
POINTE AT NEW PORT PLACE,THE		2			2
MINUTECLINIC DIAGNOSTIC OF TEXAS, LLC #7435		2			2
CITRUS PARK			2	100%	2
PHOEBE BERKS HEALTH CARE CENTER		2			2
CVS IN6713POCT BLOOMINGTON		2			2
COVID TESTING LLC			2	100%	2
BAPTIST HOSPITAL OF MIAMI MCI BROWARD LABORATORY			2	100%	2
DELRAY BEACH HEALTH CENTER			2	100%	2
WEST COAST PEDIATRICS			2	100%	2
CLINICAL CARE ASSOCIATES, INC			2	100%	2
MD NOW URGENT CARE CENTER INC.			2	100%	2
JULIE STAATS DO		2			2
ADVANCE FAMILY PRACTICE LLC□			2	100%	2
UNIVERSITY OF MIAMI SCCC RESEARCH LABORATORY			2	100%	2
NYUMC CLINICAL LABORATORIES			2	100%	2
MEDEXPRESS URGENT CARE, LANCASTER WEST		1	1	50%	2
CVS IL7017POCT BLOOMINGTON		2			2
Great Lakes Health Center			2	100%	2
GRACE HEALTHCARE OF LAKE WALES		1	1	50%	2
FAMILY FIRST PEDIATRICS			2	100%	2
FLORIDA CLINICAL LABORATORY INC			2	100%	2
CVS NJ2815POCT E BRUNSWICK		2			2
ARCPPOINT LABS OF ALTAMONTE SPRINGS			2	100%	2
Walgreens #12427		1	1	50%	2
UNIVERSITY HEALTH SERVICES RIVER CAMPUS		2			2
METROHEALTH SYSTEM			2	100%	2
PUBLIC HEALTH LABORATORY	1		1	50%	2
Kroger 758 - The Little Clinic Providence		2			2
CHI MEMORIAL PRIMARY CARE ASSOCIATES-A		2			2
NORTH DAKOTA VETERANS HOME		2			2
MERCY HOSPITAL			2	100%	2
SOUTH LAKE FAMILY HEALTH CENTER			2	100%	2
MINUTECLINIC DIAGNOSTIC OF NORTH CARO		2			2
TAMPA INTERNATIONAL AIRPORT			2	100%	2
CVS OH5457POCT POWELL		2			2
MONICE DR.			2	100%	2
THE RIM URGENT CARE			2	100%	2
ADVICE FOR OPTIMAL WELLNESS			2	100%	2
MEDEXPRESS URGENT CARE - SOUTH CHARLESTON		2			2
INTEGRITY CLINICAL RESEARCH CENTER INC		1	1	50%	2
MINUTECLINIC DIAG OF IND, LLC #6553		2			2
VA OUTPATIENT PHARMACY			2	100%	2

COVID-19: testing by laboratory

Data through Feb 3, 2021 verified as of Feb 4, 2021 at 09:25 AM

Data in this report are provisional and subject to change.

The numbers in the table below represent the number of Florida and non-Florida residents for whom test results were received by the Department of Health. A person can be tested by more than one laboratory and can have both positive and negative results. **Therefore, the sum of the numbers in each column will be larger than the total number of people tested.**

Reporting lab	Inconclusive	Negative	Positive	Percent positive	Total
MEMORIAL HOSPITAL OF CARBONDALE			2	100%	2
STARR CITY OF ROMA COMMUNITY CENTER			2	100%	2
DEPARTMENT OF HEALTH AND HUMAN SERVICES DIVISION OF BEHAVIORAL HEALTH		1	1	50%	2
IMMERSION RESIDENTIAL LLC			2	100%	2
MEDEXPRESS URGENT CARE FOX CHAPEL		2			2
FLORIDA DEPARTMENT OF HEALTH IN ALACHUA COUNTY -			2	100%	2
ELMHURST MEMORIAL HOSPITAL			2	100%	2
CVS TN7698POCT KNOXVILLE		2			2
CVS NJ617POCT CEDAR GROVE		2			2
UNIVERSITY HOSPITAL OF BROOKLYN		2			2
JOHNSON CITY MEDICAL CENTER		1	1	50%	2
AZALEA HEALTH AND REHABILITATION		2			2
PANCARE HEALTH - SNEADS ELEMENTARY			2	100%	2
TENNESSEE VALLEY HCS			2	100%	2
USCG ABBOTT BINAXNOW		1	1	50%	2
FL DEPT OF HEALTH MARION COUNTY MOBILE HEALTH UNIT			2	100%	2
HENDRY/GLADES COUNTY HEALTH DEPARTMENT		2			2
VALLEY BAPTIST MEDICAL CENTER: BROWNSVILLE			2	100%	2
Manor Care-Kingston Court of York PA, LLC		2			2
FEDERAL CORRECTIONAL INSTITUTION MARIANNA			2	100%	2
LACORP		1	1	50%	2
CVS NY491POCT JACKSON HEIGHTS		2			2
CAREWELL JW - WORCESTER LNC			2	100%	2
MINUTE CLINIC DIAGNOSTIC OF VIRGINIA, LLC #1905		2			2
UNIVERSITY OF MISSOURI HEALTH CARE			2	100%	2
MEDEXPRESS URGENT CARE, HERMITAGE		1	1	50%	2
ROCKEFELLER UNIVERSITY CLINICAL GENOMICS LABORATOR		2			2
NORTHEAST PEDIATRICS			2	100%	2
NONA PEDIATRIC CENTER			2	100%	2
CITY OF NEW YORK DEPARTMENT OF HEALTH			2	100%	2
JEFFERSON WASHINGTON TOWNSHIP HOSPITAL		2			2
MINUTE CLINIC DIAGNOSTIC OF VIRGINIA, LLC #7543		2			2
MINUTECLINIC DIAGNOSTIC PA #3344		2			2
GIGI WOOD DAVIS DO-FAMILY MEDICINE		2			2
GOUVERNEUR HOSPITAL LABORATORY		2			2
THOMASVILLE REGIONAL MEDICAL CENTER		2			2
MEDEXPRESS URGENT CARE- COLUMBIA HEIGH		2			2
CIGNA GATEWAY			2	100%	2
LOWELL GENERAL HOSPITAL			2	100%	2
LIFEPLUS HEALTHCARE GROUP INC		2			2
CARE CENTERS OF NASSAU LLC MINER ROAD NORTH		2			2
COL CROSSROAD		1	1	50%	2
Stillwater Healthcare		2			2
STARR COUNTY MEMORIAL HOSPITAL			2	100%	2
EXPRESS CARE OF THE SHOALS		1	1	50%	2
WOMENS CARE FLORIDA LLC-LABORATORY		2			2
SWEDISH COVENANT HOSPITAL			2	100%	2

COVID-19: testing by laboratory

Data through Feb 3, 2021 verified as of Feb 4, 2021 at 09:25 AM

Data in this report are provisional and subject to change.

The numbers in the table below represent the number of Florida and non-Florida residents for whom test results were received by the Department of Health. A person can be tested by more than one laboratory and can have both positive and negative results. **Therefore, the sum of the numbers in each column will be larger than the total number of people tested.**

Reporting lab	Inconclusive	Negative	Positive	Percent positive	Total
SPECTRA LABS		1	1	50%	2
BROOKDALE LAKE MARY			2	100%	2
MADISON HOSPITAL LABORATORY			2	100%	2
BIOMAT USA			2	100%	2
ONTARIO COUNTY PUBLIC HEALTH	2				2
First Care Living Center/Essentia Health			2	100%	2
GULF COAST IMMEDIATE CARE CENTER	1	1	1	50%	2
KIVA AT MOUNT DORA			2	100%	2
SHELL POINT HOME HEALTH			2	100%	2
UNIVERISTY OF MEMPHIS ATHLETIC TRAINI	2				2
FUTURE PEDIATRICS	1	1	1	50%	2
NEMOURS CHILDREN'S URGENT CARE LAKE NONA			2	100%	2
MINUTE CLINIC LLC #6765	2				2
Kroger 571 - The Little Clinic Hendersonville	1	1	1	50%	2
MOUNT SINAI AVENTURA DIAGNOSTIC CENTER			2	100%	2
CVS HEALTH, #1994	1	1	1	50%	2
FHCP ASC - ORANGE CITY			2	100%	2
ADVANCED MEDICAL OF FLORIDA			2	100%	2
CABELL HUNTINGTON HOSPITAL CLINICAL LAB			2	100%	2
UNIVERSTIY OF ILLINOIS HOSPITAL			2	100%	2
SANTA ROSA COUNTY HEALTH DEPARTMENT			2	100%	2
VA CBOC			2	100%	2
VILLA HEALTH NH LLC			2	100%	2
BAYCARE OUTREACH LAB			2	100%	2
PHYSICIANS CARE INC	1	1	1	50%	2
HOLY FAMILY MEDICAL CENTER	1	1	1	50%	2
CHNJ	2				2
Macon Valley Nursing and Rehabilitation Center	2				2
Kroger 619 - The Little Clinic Hendersonville Indian Lake	2				2
NATIONAL JEWISH HEALTH			2	100%	2
MORRISTOWN MEMORIAL HOSPITAL	2				2
THE HOSPITAL OF PROVIDENCE EMERGENCY ROOM			2	100%	2
SCIENTIFIC LABORATORY COMPANY	2				2
SANIBEL MEDICAL CLINIC			2	100%	2
STUDENT HEALTH SERVICES			2	100%	2
LAKE BALDWIN			2	100%	2
BLUETAIL MEDICAL GROUP, LLC	1	1	1	50%	2
IN AND OUT URGENT CARE			2	100%	2
CVS HEALTH, #2043	2				2
NASSAU UNIVERSITY MEDICAL CENTER DEPT	1	1	1	50%	2
ASHLEY PEDIATRICS			2	100%	2
CVS OH6149POCT UPPER ARLINGTON	1	1	1	50%	2
Parkridge Specialty Care	2				2
PALM MEDICAL CENTER - PLANT CITY	2				2
PENSACOLA MEDICAL CLINIC LLC			2	100%	2
KEY WEST HMA PHYSICIAN MANAGEMENT, LLC			2	100%	2
ADVOCATE SHERMAN HOSPITAL			2	100%	2

COVID-19: testing by laboratory

Data through Feb 3, 2021 verified as of Feb 4, 2021 at 09:25 AM

Data in this report are provisional and subject to change.

The numbers in the table below represent the number of Florida and non-Florida residents for whom test results were received by the Department of Health. A person can be tested by more than one laboratory and can have both positive and negative results. **Therefore, the sum of the numbers in each column will be larger than the total number of people tested.**

Reporting lab	Inconclusive	Negative	Positive	Percent positive	Total
Kroger 020 - The Little Clinic Wheat Ridge		2			2
The Grand Rehabilitation & Nursing Utica		2			2
GRAND VILLA OF LAKE LAND		2			2
SAFE PMC		2			2
BIOHEALTH MEDICAL LAB INC			2	100%	2
CVS IN6572POCT INDIANAPOLIS		2			2
MEDICAL CITY DALLAS HOSPITAL			2	100%	2
TRUE HEALTH INC			2	100%	2
BAPTIST HOSPITAL NURSING/PATIENT CARE			2	100%	2
FLORIDA PRIMARY CARE AND SPORTS MEDICINE INC			2	100%	2
Gracemore Nursing and Rehab		2			2
AFTER HOURS PEDS			2	100%	2
SPRING HILL REGIONAL HOSPITAL			2	100%	2
MEDEXPRESS URGENT CARE- ALLISON PARK		1	1	50%	2
MIDWAY PRIMARY CARE LLC		2			2
DOCTOR'S IN-HOUSE LAB/COMMUNITY HEALTH CENTERS OF PINELLAS – JOHNNIE R			2	100%	2
CHEROKEE COUNTY HEALTH AND REHAB CENTER		2			2
ARTHREX MEDICAL CENTER EAST			2	100%	2
MIAMI DADE MEDICAL RESEARCH INSTITUTE			2	100%	2
CROSSROADS URGENT CARE DBA URGENT TEA		2			2
MEDEXPRESS URGENT CARE - EAST BRUNSWICK		2			2
MARQUESA MEDICAL		2			2
MEMORIAL HERMANN HOSPITAL			2	100%	2
CRUC CMCH-COVID-19		2			2
ARC POINT LABS OF AUSTIN NORTH			2	100%	2
HOME ACCESS HEALTH			2	100%	2
MEMORIAL HERMANN			2	100%	2
ACN PHYSICIANS GROUP CORP			2	100%	2
UF HEALTH PATHOLOGY LABORATORIES			2	100%	2
ABSOLUTE HEALTH INTERNAL MEDICINE AND PEDIATRICS		1	1	50%	2
POMONA VALLEY COMMUNITY HOSPITAL			2	100%	2
PruittHealth Lakehaven		2			2
VITAL CARE CLINIC, LLC			2	100%	2
LEHIGH MEDICAL AND RESEARCH CENTER, INC			2	100%	2
UW HOSPITAL AND CLINICS		1	1	50%	2
INTERNAL MEDICINE & PEDIATRICS WELLNESS CENTER			2	100%	2
HARBORCHASE OF GAINESVILLE			2	100%	2
SOUTH DAKOTA DEPARTMENT OF HEALTH		2			2
ONE MEDICAL GROUP		1	1	50%	2
MID-FLORIDA HEMATOLOGY AND ONCOLOGY CENTERS		2			2
UT PATH			2	100%	2
SOUTHSIDE FAMILY MEDICAL		2			2
GEISINGER MEDICAL CENTER		2			2
ORANGE COUNTY HEALTH DEPARTMENT		1	1	50%	2
NEW YORK STATE DEPARTMENT OF HEALTH		1	1	50%	2
MINUTECLINIC DIAG OF IND, LLC #5369		1	1	50%	2
NEMOURS CHILDRENS PRIMARY CARE			2	100%	2

COVID-19: testing by laboratory

Data through Feb 3, 2021 verified as of Feb 4, 2021 at 09:25 AM

Data in this report are provisional and subject to change.

The numbers in the table below represent the number of Florida and non-Florida residents for whom test results were received by the Department of Health. A person can be tested by more than one laboratory and can have both positive and negative results. **Therefore, the sum of the numbers in each column will be larger than the total number of people tested.**

Reporting lab	Inconclusive	Negative	Positive	Percent positive	Total
MEDLOGIC, LLC		2			2
BAYLOR SCOTT & WHITE COMPREHENSIVE WOUND			2	100%	2
MEDAILLE COLLEGE WELLNESS CENTER		2			2
RAPID RESULT CORP LLC		1	1	50%	2
Huntington Health Care and Rehabilitation Center		2			2
ADVENT HEALTH CENTRAL TEXAS		1	1	50%	2
SUNCOAST TECHNICAL COLLEGE SCHOOL OF HEALTH		2			2
MANSFIELD MEDICAL LODGE			2	100%	2
STOP URGENT CARE			2	100%	2
CLEAR LAKE REGIONAL MEDICAL CENTER			2	100%	2
TEXAS HEALTH CARE			2	100%	2
AFFORDABLE PRIMARY CARE LLC		2			2
PARKLAND HEALTH & HOSPITAL			2	100%	2
BELLIN HOSPITAL			2	100%	2
SIGNATURE CARE LEWISVILLE-EMERGENCY CENTER		1	1	50%	2
SCDHEC BUREAU OF LABORATORIES			2	100%	2
SUNNYSIDE MANOR		2			2
CONCENTRA - PLANT CITY		2			2
FOUNDCARE, INC			2	100%	2
EDGEWATER RETIREMENT MANOR			2	100%	2
MEMORIAL HERMANN CONSOLIDATED LABORATORY SERVICES			2	100%	2
PATIENT FIRST MEDICAL CENTER-CARYTOWN			2	100%	2
MANATEE MEMORIAL HOSPITAL CLINICAL LABORATORY			2	100%	2
COOK HOSPITAL AND CARE CENTER		1	1	50%	2
MINUTECLINIC DIAG OF IND LLC #1138		1	1	50%	2
SWEETWATER NURSING CENTER		2			2
LEGACY ER & URGENT CARE - FRISCO WEST			2	100%	2
TANVIR H SHAGAR NP		2			2
VOLUNTEERS OF AMERICA OF FLORIDA			2	100%	2
EAST NAPLES PEDIATRICS			2	100%	2
CLEVELAND CLINIC IMAGING			2	100%	2
ST. ELIZABETH HEALTHCARE			2	100%	2
HAMILTON CHD		2			2
MINUTECLINIC DIAGNOSTIC OF OHIO #4401		2			2
MINUTECLINIC DIAG OF IND, LLC #6908		2			2
CVS NV2928POCT LAS VEGAS		2			2
CVS TX10140POCT THE WOODLANDS		2			2
BOONES CREEK URGENT CARE		1	1	50%	2
BAYSIDE URGENT CARE CENTER INC			2	100%	2
Kroger 853 - The Little Clinic East Broad Street		2			2
EXPEDIAN URGENT CARE			2	100%	2
MARCO ISLAND MEDICAL CENTER			2	100%	2
RIVERSIDE METHODIST HOSPITAL LAB			2	100%	2
MASSACHUSETTS DEPARTMENT OF HEALTH			2	100%	2
CVS TX1104POCT ALLEN		2			2
POINT OF CARE PRIVATE HEALTH MANAGEMENT			2	100%	2
MINUTE CLINIC DIAGNOSTIC OF KANSAS PA		2			2

COVID-19: testing by laboratory

Data through Feb 3, 2021 verified as of Feb 4, 2021 at 09:25 AM

Data in this report are provisional and subject to change.

The numbers in the table below represent the number of Florida and non-Florida residents for whom test results were received by the Department of Health. A person can be tested by more than one laboratory and can have both positive and negative results. **Therefore, the sum of the numbers in each column will be larger than the total number of people tested.**

Reporting lab	Inconclusive	Negative	Positive	Percent positive	Total
PM PEDIATRICS OF BAYSIDE, PLLC - MANHASSET		2			2
BNR PHARMACY INC		2			2
DALLAS VA MEDICAL CENTER - VA NORTH TEXAS HEALTH CARE SYSTEM			2	100%	2
PALM BAY COMMUNITY OUTPATIENT CLINIC		2			2
CVS MO5655POCT LIBERTY			2	100%	2
Holiday Retirement Home			2	100%	2
ACKERMAN CANCER CENTER		2			2
PLASMA MED RESEARCH DBA		2			2
VIRGINIA DEPT OF HEALTH OFFICE OF EPIDEMIOLOGY			2	100%	2
Jackson Health Care Facility			2	100%	2
SOUTHEASTERN INSTITUTE OF RESTORATIVE MEDICINE		1	1	50%	2
MEDEXPRESS URGENT CARE - WEXFORD		2			2
BRITO MEDICAL CENTER			2	100%	2
CVS NC2313POCT RALEIGH		2			2
REGIONS HOSPITAL LABORATORY			2	100%	2
GENESIS FAMILY PRACTICE			2	100%	2
CEDARS-SINAI MEDICAL CENTER			2	100%	2
PINECREST PEDIATRICS GROUP LLC			2	100%	2
WINDSOR AT OCALA		1	1	50%	2
MEDEXPRESS URGENT CARE - JEANNETTE		2			2
Iron County Medical Care Facility		2			2
CARTER BLOOD CARE			2	100%	2
AMI ST FRANCIS HOSPITAL LABORATORY		1	1	50%	2
STEWART ST ELIZABETH MEDICAL CENTER			2	100%	2
LEXINGTON PLACE			2	100%	2
Medilodge of Montrose		2			2
BRIGHAM AND WOMEN'S HOSPITAL			2	100%	2
NLC LABS			2	100%	2
CALIFORNIA DIVISION OF COMMUNICABLE DISEASE CONTROL			2	100%	2
REELFOOT FAMILY WALK IN CLINIC - TIPT		2			2
NORTHWELL HEALTH			2	100%	2
ANDERSON COUNTY HOSPITAL			2	100%	2
ORLANDO HEALTH PHYSICIAN GROUP			2	100%	2
NEW GEN LABS			2	100%	2
COMMUNITY HEALTH CENTERS INC			2	100%	2
ADVENTIST HINSDALE HOSPITAL LABORATORY			2	100%	2
APPLECARE VALDOSTA			2	100%	2
ILLINOIS DEPT OF PUBLIC HEALTH LABS			2	100%	2
BERGEN COUNTY SURGICAL AND ENDOSCOPY CENTER		2			2
PM PEDIATRICS OF BAYSIDE PLLC - HOPEWELL JUNCTION		2			2
ASCENSION ST MICHAEL'S HOSPITAL LAB		1	1	50%	2
BMC/JACSONVILLE		1	1	50%	2
ASSOCIATES IN UROGYNECOLOGY MD LLC		2			2
PALM CITY NURSING AND REHAB CENTER			2	100%	2
MAGNOLIA ADULT, LLC			2	100%	2
MARTHA A PRICE MD PA		1	1	50%	2
CVS AZ9290POCT PHOENIX		2			2

COVID-19: testing by laboratory

Data through Feb 3, 2021 verified as of Feb 4, 2021 at 09:25 AM

Data in this report are provisional and subject to change.

The numbers in the table below represent the number of Florida and non-Florida residents for whom test results were received by the Department of Health. A person can be tested by more than one laboratory and can have both positive and negative results. **Therefore, the sum of the numbers in each column will be larger than the total number of people tested.**

Reporting lab	Inconclusive	Negative	Positive	Percent positive	Total
CVS NJ862POCT MARLBORO		2			2
MEDEXPRESS URGENT CARE - WEST ST PAUL, ROBERT ST S		2			2
WINKLER COURT□		1	1	50%	2
BROOKS -TLC HOSPITAL SYSTEM			2	100%	2
Kroger 412 - The Little Clinic Oxford		2			2
WELL HEALTH LABS			2	100%	2
FLORIDA KEYS PED & ADOLES CTR			2	100%	2
SPRINGFIELD HOSPITAL LABORATORY			2	100%	2
EXPRESS CARE WALK-IN CLINIC			2	100%	2
UTMB PATHOLOGY CLINICAL SERVICES LABORATORY			2	100%	2
WILSON MEMORIAL HOSPITAL			2	100%	2
MEDICAL CENTER LABORATORY			2	100%	2
MINUTECLINIC DIAGNOSTIC OF PA LLC		2			2
MIDWAY SPECIALTY CARE RX LLC			2	100%	2
MIDDLEBURG PEDIATRICS			2	100%	2
HANOVER ENDOSCOPY CENTER		2			2
SPRINGS MEDICAL LAB		1	1	50%	2
DEKALB MEDICAL CENTER LABORATORY			2	100%	2
ST. MARY'S MEDICAL CENTER EVANSVILLE, INC			2	100%	2
JORDAN VALLEY MEDICAL CENTER			2	100%	2
HAWAII DEPARTMENT OF HEALTH			2	100%	2
EPI			2	100%	2
TENNESSEE DEPARTMENT OF HEALTH (TDH) - REGIONAL LABORATORY			2	100%	2
University Center East			2	100%	2
DOCTORS CARE OF PALM COAST			2	100%	2
PIEDMONT HOSPITAL LAB			2	100%	2
CARESPOT URGENT CARE		1	1	50%	2
WE CARE HOME HEALTH SOLUTIONS LLC			2	100%	2
CENTRAL FLORIDA FAMILY HEALTH CENTER		2			2
CVS MINUTE CLINIC DIAG OF IND, LLC #6549		2			2
FIRST CHOICE MEDICAL PC			2	100%	2
SYLVAN NURSING			2	100%	2
AMERICAN HEALTH ASSOC. LABORATORY SOUTH			2	100%	2
INSPIRIT SENIOR LIVING			2	100%	2
TEXAS REGIONAL ASTHMA & ALLERGY CENTER			2	100%	2
NEBRASKA DEPARTMENT OF HEALTH AND HUMAN SERVICES			2	100%	2
WARD MEMORIAL HOSPITAL		2			2
BAYFRONT FAMILY HEALTH CENTER			2	100%	2
Robert Cranfield			2	100%	2
TRINITAS REGIONAL MEDICAL CENTER		1	1	50%	2
MEDEXPRESS URGENT CARE-SALINA, S 9TH ST		2			2
MEDEXPRESS URGENT CARE-WILKINS TOWNSHIP, WILLIAM PENN HIGHWAY		2			2
AMEDISYS HOME HEALTH OF GREENVILLE			2	100%	2
GOLDSTEIN			2	100%	2
HEALTH EXPRESS URGENT CARE			2	100%	2
EXPRESSCARE URGENT CARE CENTER			2	100%	2
RAINY LAKE MEDICAL CENTER			2	100%	2

COVID-19: testing by laboratory

Data through Feb 3, 2021 verified as of Feb 4, 2021 at 09:25 AM

Data in this report are provisional and subject to change.

The numbers in the table below represent the number of Florida and non-Florida residents for whom test results were received by the Department of Health. A person can be tested by more than one laboratory and can have both positive and negative results. **Therefore, the sum of the numbers in each column will be larger than the total number of people tested.**

Reporting lab	Inconclusive	Negative	Positive	Percent positive	Total
SOUTH MIAMI HOSPITAL			2	100%	2
DAYTON CHILDRENS HOSPITAL LAB			2	100%	2
MINUTECLINIC DIAGNOSTIC, PA #10252		2			2
Church Creek SNF			2	100%	2
SIGNATURE HEALTHCARE OF MIDDLEBURG		2			2
TULANE MEDICAL CENTER			2	100%	2
BAYSHORE MEDICAL CENTER			2	100%	2
CROSTOWN PHARMACY		2			2
PANCARE HEALTH - FRANKLIN CO			2	100%	2
OELWEIN HEALTH CARE CENTER		2			2
CVS PA10034POCT PITTSBURGH		2			2
OAKBRIDGE TERRACE AT SAE			2	100%	2
Alden Des Plaines			2	100%	2
Manorcare Health Services West Reading North		2			2
ATLANTIC SURGERY CENTER OF JACKSONVILLE BEACH		2			2
CVS MD2956POCT NEW MARKET		1	1	50%	2
COMPLETE HEALTH MEDICAL CENTER			2	100%	2
LEE PHYSICIAN GROUP		1	1	50%	2
CVS IL3163POCT OAK PARK		2			2
PEACE RIVER MEDICAL CENTER		2			2
SUPERIOR RESIDENCES OF CLERMONT		2			2
THE CLUB AT BOYNTON BEACH, LLC			2	100%	2
SOUTH TAMPA AFTER HOURS CLINIC			2	100%	2
Cedar Valley Nursing & Rehab Center		2			2
WALGREENS #13605		2			2
MINUTECLINIC DIAGNOSTICS OF IND LLC		1	1	50%	2
SUPER HEALTH PHARMACY LLC		2			2
CONWAY MEDICAL CENTER			2	100%	2
Kroger 627 - The Little Clinic Castleberry		1	1	50%	2
CVS MINUTE CLINIC DIAGNOSTIC OF TN #3293		2			2
CVS MD4371POCT OCEAN CITY		2			2
SUNCREST OMNI		2			2
AKRON GENERAL MEDICAL CENTER MAIN		2			2
MOBILE HEALTH LABS LLC			2	100%	2
MISSION HOSPITAL REGIONAL MEDICAL CENTER			2	100%	2
Avanti Wellness and Rehab			2	100%	2
SOUTHEAST GEORGIA HEALTH SYSTEM			2	100%	2
SARASOTA IMMEDIATE CARE			2	100%	2
ACCESS MEDICAL GROUP OF FLORIDA CITY			2	100%	2
NEMOURS CHILDREN'S PRIMARY CARE THE VILLAGES		2			2
ENVOY OF FORK UNION, LLC DBA ENVOY AT THE VILLAGE		2			2
MINUTECLINIC MINUTECLINIC #4978		1	1	50%	2
FAMILY CARE SPECIALISTS OF ORLANDO			2	100%	2
MC DIAGNOSTIC OF CONNECTICUT, PC #114		2			2
SOUTH FLORIDA PEDIATRIC PARTNERS			2	100%	2
MARTIN MEDICAL CENTER INC		1	1	50%	2
WHITESANDS OUTPATIENT TREATMENT		2			2

COVID-19: testing by laboratory

Data through Feb 3, 2021 verified as of Feb 4, 2021 at 09:25 AM

Data in this report are provisional and subject to change.

The numbers in the table below represent the number of Florida and non-Florida residents for whom test results were received by the Department of Health. A person can be tested by more than one laboratory and can have both positive and negative results. **Therefore, the sum of the numbers in each column will be larger than the total number of people tested.**

Reporting lab	Inconclusive	Negative	Positive	Percent positive	Total
Kennedy University Hospital -Wash Twp L		2			2
NEIGHBORCARE PHARMACY SERVICES		2			2
GALEN BAYLOR EXTENSION		2			2
UK HEALTHCARE			2	100%	2
MANASOTA PEDIATRICS			2	100%	2
BAPTIST HEALTHCARE - LAKEVIEW CENTER INC		2			2
CVS IN3975POCT JEFFERSONVILLE		1	1	50%	2
SOUTH BEND MEDICAL FOUNDATION			2	100%	2
JOSEF SCHENKER, MD, PC		2			2
HEALTH FIRST MEDICAL GROUP			2	100%	2
NEW YORK PSYCHIATRIC INSTITUTE		2			2
BLUEWATER TOXICOLOGY			2	100%	2
ATLAS GENOMICS			2	100%	2
CHESTERFIELD HEALTHCARE GROUP, INC		2			2
LILY PHARMACY		2			2
CENTURY LINK SPORTS COMPLEX			2	100%	2
CONEMAUGH MEMORIAL MEDICAL CENTER		2			2
ADVENTHEALTH IMAGING PARTIN SETTLEMENT			2	100%	2
MINUTECLINIC DIAGNOSTIC OF OHIO #6192		2			2
HALIFAX HEALTH CARE FOR WOMEN		2			2
POPLAR HEALTHCARE			2	100%	2
VA PRIMARY CARE ANNEX			2	100%	2
MATHER HOSPITAL			2	100%	2
FLORIDA DEPARTMENT OF HEALTH IN ESCAMBIA COUNTY		1	1	50%	2
NOVA SOUTHEASTERN UNIVERSITY - STUDENT MEDICAL CTR			2	100%	2
STATCARE URGENT AND WALK-IN			2	100%	2
LIFETIME FAMILY URGENT CARE			2	100%	2
HEALGEN SCIENTIFIC			2	100%	2
PARKWAY DRUGS OF ONEIDA COUNTY NORTH I		1	1	50%	2
FALCON HEALTH CENTER			2	100%	2
ADVENTHEALTH EAST ORLANDO EMPLOYEE CLINIC		2			2
NEMOURS CHILDREN'S URGEN CARE			2	100%	2
MARCO ISLAND HOSPITAL INC D/B/A		1	1	50%	2
PALM BEACH DIABETES & ENDOCRINE SPECIALISTS PA			2	100%	2
MINUTECLINIC #2797		2			2
GERM BUSTERS 911 LLC			2	100%	2
BROOKDALE ALTAMONTE SPRINGS			2	100%	2
BOND COMMUNITY HEALTH CENTER			2	100%	2
LEGACY LABORATORY SERVICES			2	100%	2
LABCORP OF AMERICA HOLDINGS		1	1	50%	2
SUMMIT URGENT CARE PS			2	100%	2
MINUTECLINIC, LLC, DBA MINUTECLINIC #4		2			2
WHITE-WILSON MEDICAL CENTER - NICEVILLE			2	100%	2
FLORIDA MEDICAL CLINIC RADIOLOGY DALE MABRY		2			2
SPECIALTY LABORATORIES			2	100%	2
Providence of Sparta Health and Rehabilitation		2			2
CVS IN7653POCT EVANSVILLE		1	1	50%	2

COVID-19: testing by laboratory

Data through Feb 3, 2021 verified as of Feb 4, 2021 at 09:25 AM

Data in this report are provisional and subject to change.

The numbers in the table below represent the number of Florida and non-Florida residents for whom test results were received by the Department of Health. A person can be tested by more than one laboratory and can have both positive and negative results. **Therefore, the sum of the numbers in each column will be larger than the total number of people tested.**

Reporting lab	Inconclusive	Negative	Positive	Percent positive	Total
CVS NC7588POCT ASHEVILLE		2			2
SOUTHERN TENNESSEE MEDICAL CENTER			2	100%	2
MEDEXPRESS URGENT CARE - CEDAR KNOLLS		2			2
MEDEXPRESS URGENT CARE - LINCOLN N 26T		2			2
ManorCare Rehabilitation Center- Decatur		2			2
NEBRASKA MEDICAL CENTER			2	100%	2
JUST BELIEVE RECOVERY CENTER			2	100%	2
EASTSIDE SPORTS COMPLEX			2	100%	2
WINCHESTER MEDICAL CENTER			2	100%	2
MAIN STREET MEDICAL CENTERS		2			2
PTC LABORATORIES			2	100%	2
RENFREW CENTERS INC		2			2
Kroger 186 - The Little Clinic Holiday Manor		1	1	50%	2
MINUTECLINIC DIAGNOSTIC OF KANSAS PA		2			2
THE EDGEWATER AND WATERMAN VILLAGE			2	100%	2
UMHC HOLLYWOOD LABORATORY			2	100%	2
UNIVERSITY COMMUNITY HEALTH SERVICES		1	1	50%	2
DALLAS BAPTIST UNIVERSITY - HEALTH SERVICES			2	100%	2
WESTMINSTER SUNCOAST			2	100%	2
MEDEXPRESS URGENT CARE-BLOOMFIELD AVEN		2			2
PROSPECT URGENT CARE			2	100%	2
MINUTECLINIC DIAGNOSTIC OF SC, LLC #4		2			2
ORMOND BEACH URGENT CARE			2	100%	2
JACKSON LABORATORY OF GENOMIC MEDICINE		2			2
GENETIC ASSAYS INC			2	100%	2
BLACKWATER RIVER			2	100%	2
INTERCOASTAL FAMILY PRATICE			2	100%	2
CVS OH6147POCT COLUMBUS		1	1	50%	2
SHORE MEDICAL CENTER		2			2
MEDEXPRESS URGENT CARE - SPRINGDALE, S 40TH STREET		2			2
CVS NJ837POCT MARLTON		2			2
TRICORE REFERENCE LABORATORY		1	1	50%	2
BD MEDICAL SYSTEMS			2	100%	2
MINUTECLINIC, LLC #1452		2			2
SUNCOAST BLOOD BANK			2	100%	2
UC CORAL GABLES			2	100%	2
HAMILTON COUNTY HEALTH DEPARTMENT		2			2
LABRADOR PRIMARY CARE CENTER			2	100%	2
LAB CORP OF AMER SAN DIEGO			2	100%	2
MEDEXPRESS URGENT CARE - BRIDGEVILLE		2			2
ST LUCIE COUNTY HEALTH DEPARTMENT		1	1	50%	2
DMC UNIVERSITY LABORATORIES		1	1	50%	2
EASTLAKE MEDICAL CENTER		2			2
BAY CORRECTIONAL AND REHABILITATION FACILITY			2	100%	2
NORTH MCALLEN PEDIATRIC CENTER			2	100%	2
PICHARDO CLINIC, THE			2	100%	2
AFC PHYSICIANS OF FLORIDA, PA			2	100%	2

COVID-19: testing by laboratory

Data through Feb 3, 2021 verified as of Feb 4, 2021 at 09:25 AM

Data in this report are provisional and subject to change.

The numbers in the table below represent the number of Florida and non-Florida residents for whom test results were received by the Department of Health. A person can be tested by more than one laboratory and can have both positive and negative results. **Therefore, the sum of the numbers in each column will be larger than the total number of people tested.**

Reporting lab	Inconclusive	Negative	Positive	Percent positive	Total
INA		1	1	50%	2
CVS MD1881POCT DUNKIRK		2			2
MERCY HEALTH LAB		1	1	50%	2
MOBILE COUNTY HEALTH DEPARTMENT		1	1	50%	2
OURMED		2			2
PALMETTO FAMILY HEALTH CENTER			2	100%	2
LAWRENCE GENERAL HOSPITAL			2	100%	2
Kroger 125 - The Little Clinic Castle Rock		2			2
LEESBURG REGIONAL MEDICAL CENTER URGENT CARE			2	100%	2
MERCY CONVENIENT CARE			2	100%	2
DOCTORS MEDICAL CTR OF WALTON COUNTY			2	100%	2
Van Wert Manor		2			2
441 URGENT CARE-MULBERRY			2	100%	2
CVS MO8555POCT KANSAS CITY		2			2
LIFT HEALTH		2			2
ATHENA CARE RESOURCES LLC		2			2
CVS MO8581POCT BLUE SPRINGS		1	1	50%	2
TWELVE OAKS RECOVERY CENTER			2	100%	2
WISCONSIN STATE LABORATORY OF HYGIENE		1	1	50%	2
US LABS		2			2
COOPER CLINIC			2	100%	2
BAYMEADOWS PRIMARY CARE		2			2
Elba Nursing and Rehabilitation Center, LLC		2			2
QUEST DIAGNOSTICS CLINICAL LABORATORIES INC		2			2
CORNERSTONE MEDICAL CARE OF BRANDON		2			2
SUNSHINE PHARMACY		2			2
EXCEPTIONAL EMERGENCY CENTER - AMARILLO			2	100%	2
87TH MEDICAL GROUP – MCGUIRE AMBULATORY CARE FACILITY		2			2
HCR MANOR CARE SERVICES OF FLORIDA III INC		2			2
DELRAY BEACH HEALTH DEPT LAB			2	100%	2
CVS IL1170POCT JOLIET		2			2
BIONIC TECHNOLOGIES CORPORATION			2	100%	2
TALLAHASSEE MEMORIAL HEALTHCARE FAMILY MED RESIDENCY			2	100%	2
ROCKWALL URGENT CARE			2	100%	2
NORTHSIDE FAMILY MEDICINE AND URGENT CARE (EAST COBB)		2			2
MINUTE CLINIC LLC #4017		2			2
DEPT OF HEALTH			2	100%	2
WEAKLEY COUNTY REHAB AND NURSING CENTER		2			2
ORLANDO FAMILY PHYSICIANS INC			2	100%	2
GULF COAST REGIONAL MEDICAL CARE		2			2
CVS TX8387POCT AUSTIN		2			2
CVS MO5724POCT KANSAS CITY		2			2
PRECISION CLINICAL RESEARCH			2	100%	2
VELOCITY URGENT CARE			2	100%	2
LIFESPRING COMMUNITY HEALTH		2			2
RAPID URGENT CARE - ALBANY			2	100%	2
METHODIST MANSFIELD MEDICAL CENTER			2	100%	2

COVID-19: testing by laboratory

Data through Feb 3, 2021 verified as of Feb 4, 2021 at 09:25 AM

Data in this report are provisional and subject to change.

The numbers in the table below represent the number of Florida and non-Florida residents for whom test results were received by the Department of Health. A person can be tested by more than one laboratory and can have both positive and negative results. **Therefore, the sum of the numbers in each column will be larger than the total number of people tested.**

Reporting lab	Inconclusive	Negative	Positive	Percent positive	Total
ALL PEDIATRIC CARE PA			2	100%	2
Kroger 093 - The Little Clinic Stapleton		1	1	50%	2
STANFORD HEALTH CARE ANATOMIC PATHOLOGY & CLINICAL LAB			2	100%	2
WARE EXPRESS CARE			2	100%	2
OUR LADY OF THE LAKE REGIONAL MEDICAL CENTER			2	100%	2
AIRPORT CLINIC			2	100%	2
PREMIER MEDICAL LABORATORY			2	100%	2
MINUTECLINIC DIAGNOSTIC MEDICAL		2			2
SOUTHERN SURGICAL ARTS		2			2
GILCHRIST COUNTY FIRE DEPARTMENT			2	100%	2
GULF COAST MEDICAL CENTER RESPIRATORY CARE			2	100%	2
MAWD PATHOLOGY GROUP			2	100%	2
QUALITY LABORATORY SERVICE		2			2
CARE NOW DENTON			2	100%	2
DOCTOR 4 U CLINIC			2	100%	2
MEDEXPRESS URGENT CARE - SPRINGFIELD, COOLEY ST		2			2
DUKE HEALTH REGIONAL HOSPITAL			2	100%	2
UWMC MONTLAKE DEPT OF LAB MED			2	100%	2
MEDEXPRESS URGENT CARE - OMAHA N 72 ST		2			2
HUMILITY OF MARY HEALTH PARTNERS			2	100%	2
PEACEHEALTH CENTRAL		2			2
HOUSTON HEALTH DEPARTMENT - BUREAU OF LABORATORY SERVICES			2	100%	2
INTEGRATED REGIONAL LABS			2	100%	2
CHAPPEL GROUP RESEARCH, THE		2			2
THE FOUNTAIN AT BOCA CIEGA BAY		2			2
FLORIDA SCHOOL FOR THE DEAF & BLIND			2	100%	2
Kroger 388 - The Little Clinic Braelinn Village		2			2
Timber Ridge Health Care Center			2	100%	2
RCA LABORATORY SERVICES LLC			2	100%	2
SIMMONS			2	100%	2
BENEVA LAKES ASSISTED LIVING CENTER			2	100%	2
REGIONAL MEDICAL CENTER BAYONET POINT			2	100%	2
INTERNAL MEDICINE ASSOCIATES-DUNELLON			2	100%	2
MODMD LABORATORY		2			2
CLINICAL PATHOLOGY LABORATORIES			2	100%	2
SENDER RETREAT ADULT DAY CARE CENTERS			2	100%	2
NAPHCARE INC		2			2
BAYSTATE MEDICAL CENTER		1	1	50%	2
MCLAREN REGIONAL MEDICAL CENTER			2	100%	2
AGILE URGENT CARE			2	100%	2
U OF MIAMI MILLER SCHOOL OF MEDICINE			2	100%	2
MEDEXPRESS URGENT CARE-SELINGSGROVE		2			2
CVS PA7611POCT ALLISON PARK		2			2
Heartland Healthcare Center Boca Raton			2	100%	2
KINGS BAY PEDIATRICS LLC			2	100%	2
CHARLOTTE COUNTY HEALTH DEPARTMENT			2	100%	2
MINUTECLINIC MINUTECLINIC #921		2			2

COVID-19: testing by laboratory

Data through Feb 3, 2021 verified as of Feb 4, 2021 at 09:25 AM

Data in this report are provisional and subject to change.

The numbers in the table below represent the number of Florida and non-Florida residents for whom test results were received by the Department of Health. A person can be tested by more than one laboratory and can have both positive and negative results. **Therefore, the sum of the numbers in each column will be larger than the total number of people tested.**

Reporting lab	Inconclusive	Negative	Positive	Percent positive	Total
JOHNNIE RUTH CLARKE LAB			2	100%	2
PALOS COMMUNITY HOSPITAL LABORATORY			2	100%	2
URGENT CARE AND SURGERY CENTER			2	100%	2
CARE 365			2	100%	2
MEDEXPRESS URGENT CARE NORWIN		2			2
UT AUSTIN UNIVERSITY HEALTH SERVICES			2	100%	2
MINUTECLINIC, LLC #07852		2			2
AUSTIN REGIONAL CLINIC MICROBIOLOGY LAB			2	100%	2
ST. JOSEPH REGIONAL MEDICAL CENTER			2	100%	2
UNIVERSITY OF MARYLAND MEDICAL CENTER			2	100%	2
GINKGO-IXLAYER		2			2
Walgreens #10207		2			2
Hartwell Health and Rehabilitation		2			2
CREATIVE HEALTH CENTER			2	100%	2
WISE HEALTH SYSTEM		1	1	50%	2
MINUTECLINIC 7196		2			2
PEDIATRICS IN NORTH FLORIDA PA			2	100%	2
HEALTH & REHAB CTR AT DOLPHINS VIEW, THE			2	100%	2
WASHINGTON STATE DEPARTMENT OF HEALTH PUBLIC HEALTH LABORATORIES			2	100%	2
ASPIRUS RIVERVIEW HOSPITAL & CLINICS INC		1	1	50%	2
HEARTLAND HOME HEALTH CARE		2			2
MAYO CLINIC GROUP PRACTICE LABORATORY			2	100%	2
MINUTECLINIC, DIAGNOSTIC OF TEXAS, LLC		2			2
KAILOS GENETICS INC			2	100%	2
WALGREENS #05477		2			2
RIVERVIEW MEDICAL CLINIC		2			2
Lakeside Oaks Care Center			2	100%	2
ST LUKES HOSPITAL			2	100%	2
VANAYER HEALTHCARE AND REHAB CENTER		2			2
ALASKA PUBLIC HEALTH LAB		1	1	50%	2
MEDEXPRESS URGENT CARE - BROOKHAVEN		2			2
CROSSROADS			2	100%	2
MID AMERICA CLINICAL LABS			2	100%	2
MINUTECLINIC DIAGNOSTIC OF OHIO #2964		2			2
BAPTIST HOSPITAL EMPLOYEE HEALTH OFF			2	100%	2
SUMMERFIELD RETIREMENT LIVING, INC			2	100%	2
CVS CA8850POCT HUNTINGTON BEACH		1	1	50%	2
CLEARWATER PAIN MANAGEMENT ASSOCIATES			2	100%	2
NAVAL BRANCH MEDICAL CLINIC			2	100%	2
RIGHT AT HOME			2	100%	2
DALLAS MEDICAL CENTER			2	100%	2
FLORIDA DEPARTMENT OF HEALTH IN LEE COUNTY		1	1	50%	2
UNIVERSITY HOSPITALS OF CLEVELAND			2	100%	2
Warren Center for Rehabilitation and Nursing		2			2
Workmens Circle Multicare Center		2			2
WHOLE CHILD PEDIATRICS			2	100%	2
ACM MEDICAL LABORATORY ALLIANCE			2	100%	2

COVID-19: testing by laboratory

Data through Feb 3, 2021 verified as of Feb 4, 2021 at 09:25 AM

Data in this report are provisional and subject to change.

The numbers in the table below represent the number of Florida and non-Florida residents for whom test results were received by the Department of Health. A person can be tested by more than one laboratory and can have both positive and negative results. **Therefore, the sum of the numbers in each column will be larger than the total number of people tested.**

Reporting lab	Inconclusive	Negative	Positive	Percent positive	Total
SOUTHEAST GEORGIA HEALTH SYSTEM, INC D		2			2
MID-FLORIDA PATHOLOGY LLC - MOBILE UNIT # 3			2	100%	2
SACRED HEART HOSPITAL ON THE EMERALD			2	100%	2
MINUTECLINIC DIAG OF IND, LLC #6472		2			2
DRR JMC URGENT CARE DONALD ROSS			2	100%	2
Good Samaritan Society Waukon		2			2
Good Samaritan Society-Blackduck		1	1	50%	2
MINUTE CLINIC LLC #10203		2			2
Georgiana Health and Rehabilitation, LLC		2			2
POMERENE HOSPITAL			2	100%	2
ROPER HOSPITAL			2	100%	2
DEER'S HEAD CENTER		2			2
FASTCARE LLC			2	100%	2
Kroger 096 - The Little Clinic Orchard and Holly		2			2
MINUTECLINIC, LLC #09202		1	1	50%	2
BAPTIST HEALTH LEXINGTON			2	100%	2
UNITED MEMORIAL MEDICAL CENTER			2	100%	2
ACCESS LABORATORIES LLC			2	100%	2
CVS TX5877POCT PEARLAND		2			2
NDX-CORE LAB			2	100%	2
VAULT HEALTH			2	100%	2
OLEAN GENERAL HOSPITAL		2			2
MEDEXPRESS - WILMINGTON KIRKWOOD HIGHWAY		2			2
RIVER CITY MEDICAL ASSOCIATES, INC			2	100%	2
CARENOW LENEXA			2	100%	2
HOLY TRINITY PHARMACY LLC		2			2
Kroger 745 - The Little Clinic Somerset		2			2
COASTAL MEDICAL LAB			2	100%	2
CVS PA5241POCT CHALFONT		2			2
MURFREESBORO MEDICAL CLINIC		2			2
PINARD HOME HEALTH SERVICES INC			2	100%	2
MINUTECLINIC DIAG OF IND, LLC #8645		2			2
NIAGARA APOTHECARY INC		2			2
CARLOS F FUSTER MD PA		2			2
PUBLIX PHARMACY # 1236			1	100%	1
ADVENTHEALTH MEDICAL GROUP UROLOGY AT EAST ORLANDO		1			1
LOUIS STOKES CLEVELAND VA MEDICAL CENTER			1	100%	1
Dugan Memorial Home		1			1
Eagle Health and Rehabilitation		1			1
BSA PHYSICIANS GROUP, INC D/B/A BSA FAMILY MEDICAL			1	100%	1
VILLA COURT LLC		1			1
EXPRESS LAB LIVINGSTON			1	100%	1
MED-LAKE LABORATORY, LLC			1	100%	1
RIDGEFIELD PEDIATRIC ASSOCIATES		1			1
LP ELIZABETHTON		1			1
PINNACLE DIALYSIS		1			1
EASTMAN HEALTHCARE & REHAB		1			1

COVID-19: testing by laboratory

Data through Feb 3, 2021 verified as of Feb 4, 2021 at 09:25 AM

Data in this report are provisional and subject to change.

The numbers in the table below represent the number of Florida and non-Florida residents for whom test results were received by the Department of Health. A person can be tested by more than one laboratory and can have both positive and negative results. **Therefore, the sum of the numbers in each column will be larger than the total number of people tested.**

Reporting lab	Inconclusive	Negative	Positive	Percent positive	Total
CROSSROADS URGENT CARE PLLC		1			1
WELL-KEY URGENT CARE SEVIERVILLE			1	100%	1
FORT LOUDOUN PRIMARY CARE		1			1
TARRANT MEDICAL ASSOCIATES			1	100%	1
GENESIS HOME HEALTH CARE SERVICES OF			1	100%	1
GENESIS MICROBIOLOGY LAB		1			1
DR PHILLIPS CENTER FOR WELLNESS		1			1
NORTHWEST FLORIDA SPECIALTY PHYSICIANS LLC		1			1
STEWART MEDICAL GROUP INC			1	100%	1
SPRINGBROOK HOSPITAL			1	100%	1
WATERBURY HOSPITAL REFERENCE LAB			1	100%	1
FLORIDA MEDICAL CLINIC, LLC			1	100%	1
VILLAGES HEALTH SYSTEM, LLC, THE			1	100%	1
SAINT JOSEPHS HOSPITAL OF ATLANTA			1	100%	1
HEALTH PARTNERS REGIONAL HOSPITAL			1	100%	1
SOUTHEAST MISSOURI HOSPITAL		1			1
Kingston Care Center of Fort Wayne		1			1
Kroger 970 - The Little Clinic Westfield			1	100%	1
ENCOMPASS HEALTH HOME HEALTH		1			1
OPTUM PRIMARY CARE			1	100%	1
The Evangelical Lutheran Good Samaritan Society Prescott Village		1			1
DEL PRADO MEDICAL CENTER, INC		1			1
OUCH URGENT CARE			1	100%	1
EMERSON HOSPITAL LABORATORY			1	100%	1
IVY CREEK HEALTHCARE & WELLNESS CENTRE			1	100%	1
OCEANVIEW NURSING AND REHABILITAION CENTER			1	100%	1
ORANGE PEDIATRICS PA			1	100%	1
C V S / PHARMACY #833		1			1
Kroger 97 - The Little Clinic Hutchinson		1			1
ANY LAB TEST NOW JACKSONVILLE		1			1
CVS PA1074POCT KENNETT SQUARE		1			1
SYCAMORE MEDICAL CENTER-KETTERING HEALTH NETWORK			1	100%	1
ANDERSON REGIONAL MEDICAL CENTER			1	100%	1
FLORIDA DIGESTIVE AND LIVER SPECIALISTS			1	100%	1
NFRC CLINICAL LAB			1	100%	1
MEDEX CLINIC LLC			1	100%	1
SMITH KLINE			1	100%	1
PREMIER FAMILY AND SPORTS MEDICINE LLC			1	100%	1
WYOMING COUNTY DEPARTMENT OF HEALTH		1			1
ASCARATE DIALYSIS			1	100%	1
CVS OH3458POCT BEAVERCREEK		1			1
FAU MEMORY & WELLNESS CENTER			1	100%	1
Heritage Health of Peru			1	100%	1
PLANT CITY FAMILY CARE		1			1
San Antonio Residence and Rehabilitation Center		1			1
INNOVATIVE CARE II LLC			1	100%	1
URGENTMED PLANTATION			1	100%	1

COVID-19: testing by laboratory

Data through Feb 3, 2021 verified as of Feb 4, 2021 at 09:25 AM

Data in this report are provisional and subject to change.

The numbers in the table below represent the number of Florida and non-Florida residents for whom test results were received by the Department of Health. A person can be tested by more than one laboratory and can have both positive and negative results. **Therefore, the sum of the numbers in each column will be larger than the total number of people tested.**

Reporting lab	Inconclusive	Negative	Positive	Percent positive	Total
UHEALTH CARDIOLOGY			1	100%	1
SOUTHERN FAMILY HEALTH			1	100%	1
JPS HEALTH CENTER AT TRUE WORTH PLACE			1	100%	1
SOUTHEASTERN HEALTH FACILITES, INC		1			1
HELIX BIOMEDICS LLC			1	100%	1
C V S / PHARMACY #4396		1			1
SOUTHWEST ORLANDO FAMILY MEDICINE, PL			1	100%	1
GENDERXPRESS/PICTURE ME PERFECT IMAGING			1	100%	1
FLEET LANDING			1	100%	1
UHEALTH CORAL SPRINGS			1	100%	1
SPINE & PAIN CONSULTANT PLLC		1			1
BLANCHARD VALLEY HOSPITAL LABORATORY			1	100%	1
HARMONY HEALTHCARE ORLANDO INC		1			1
JACKSBORO URGENT CARE			1	100%	1
Kroger 126 - The Little Clinic Cottonwood		1			1
Bayou Vista Community Care Center			1	100%	1
BAYLOR SCOTT AND WHITE MEDICAL CENTER -CENTENTENNIAL			1	100%	1
NORTH FL SOUTH GA HCS-LAKE CITY			1	100%	1
CONSULATE HEALTH CARE OF VERO BEACH			1	100%	1
URGENT CARE OF KANSAS CITY			1	100%	1
MEMORIAL HOSPITAL - BELLEVILLE			1	100%	1
EXPRESS WALK IN MEDICAL CENTER			1	100%	1
MIDWEST COVENANT HOME, INC		1			1
BOCA CIEGA CENTER			1	100%	1
Kroger 687 - The Little Clinic Sugar Hill			1	100%	1
NORTH OKALOOSA PHYSICIAN GRP - WALK IN CLINIC			1	100%	1
MEDIPLUS CLINIC, INC			1	100%	1
ATMORE COMMUNITY HOSPITAL			1	100%	1
HARTFORD HEALTH CARE & REHABILITATION			1	100%	1
TCPA CLINICAL LABORATORIES			1	100%	1
FLORIDA FAMILY LABORATORY		1			1
ATLANTIS VISION CENTER			1	100%	1
PROGRESSIVE MEDICAL RESEARCH			1	100%	1
MEDICAL ARTS LABORATORY			1	100%	1
OCCUPATIONAL HEALTH CENTER		1			1
DAVITA DIALYSIS-NORTH			1	100%	1
BIODORON LABORATORIES			1	100%	1
MINUTECLINIC DIAGNOSTIC OF VIRGINIA, LLC #1980		1			1
URGENT CARE CENTER OF PORT ORANGE LLC			1	100%	1
PAUL C SCHWARTZ & MELVIN L WEIDMAN		1			1
ADVENTHEALTH DURAND			1	100%	1
BAYLOR SCOTT & WHITE ALL SAINTS MEDICAL CENTER FT			1	100%	1
TREASURE COAST MEDICAL CONCIERGE LLC			1	100%	1
MID FLORIDA DERMATOLOGY ASSOCIATES PA			1	100%	1
PROGRESSIVE URGENT CARE, PC			1	100%	1
FREDERICK AVENUE GROUP HOME		1			1
PEDIATRIC PARTNERS ZEPHYRHILLS			1	100%	1

COVID-19: testing by laboratory

Data through Feb 3, 2021 verified as of Feb 4, 2021 at 09:25 AM

Data in this report are provisional and subject to change.

The numbers in the table below represent the number of Florida and non-Florida residents for whom test results were received by the Department of Health. A person can be tested by more than one laboratory and can have both positive and negative results. **Therefore, the sum of the numbers in each column will be larger than the total number of people tested.**

Reporting lab	Inconclusive	Negative	Positive	Percent positive	Total
CMC MERCY LABORATORY			1	100%	1
MIAMI-DADE COUNTY HEALTH DEPT.		1			1
Glenburn Home		1			1
Orchid Cove at Naples			1	100%	1
VITAL CARE			1	100%	1
ST. MICHAEL'S ELITE HOSPITAL			1	100%	1
GALVESTON COUNTY HEALTH DISTRICT			1	100%	1
UNIVERSITY PLACE NURSING CENTER		1			1
PALM BEACH COUNTY SHERIFF OFFICE			1	100%	1
Kroger 407 - The Little Clinic Lexington		1			1
Heritage of Red Cloud		1			1
MEDICAL ASSOCIATES OF CARTER		1			1
Cornerstone at the Ranch		1			1
DELAWARE DEPARTMENT OF HEATH			1	100%	1
Harris Hill Nursing Facility		1			1
MEDEXPRESS URGENT CARE-BRENTWOOD		1			1
CITRUS HEALTH NETWORK INC			1	100%	1
LAB TEST KENDALL LLC		1			1
Smg At Bridgewater Family Medicine		1			1
LANGLADE			1	100%	1
Life Care Center of Paradise Valley		1			1
ROSLYN INTERNAL MEDICINE		1			1
SPORTS MEDICINE CLINIC - U OF WYOMING			1	100%	1
MEMORIAL HOSPITAL WEST			1	100%	1
MAINE HEALTH AND ENVIRONMENTAL TESTING LABORATORY			1	100%	1
Walgreens #9890		1			1
Buena Vista Care Center		1			1
WALGREENS # 12338		1			1
Caldwell Care		1			1
GULF COUNTY HEALTH DEPARTMENT			1	100%	1
USCG AIR STATION CLEARWATER CLINIC			1	100%	1
CHRISTUS SPOHN HOSPITAL			1	100%	1
HIGHLANDS CLINICAL LABORATORY			1	100%	1
CITRUS DERMATOLOGY			1	100%	1
OMNICARE PHARMACY OF TEXAS 1, LP		1			1
VANDERBILT UNIVERSITY MEDICAL CENTER			1	100%	1
BLOSSOMS ASSISTED LIVING 1 LLC			1	100%	1
ADVENTHEALTH MEDICAL GROUP ADULT AND SENIOR HEALTH			1	100%	1
BAPTIST HEALTH MEDICAL PLAZA			1	100%	1
THE HOSPITALS OF PROVIDENCE EMERGENCY ROOM			1	100%	1
CIRRUS DX			1	100%	1
CYPRESS CREEK DIALYSIS CTR			1	100%	1
KEY BISCAYNE PEDIATRIC ASSOCIATES INC			1	100%	1
CULVER CITY URGENT CARE			1	100%	1
CEPERO PEDIATRICS PA			1	100%	1
SELECT SPECIALTY HOSPITAL - ORLANDO SOUTH			1	100%	1
CLINICAL CARE, INC			1	100%	1

COVID-19: testing by laboratory

Data through Feb 3, 2021 verified as of Feb 4, 2021 at 09:25 AM

Data in this report are provisional and subject to change.

The numbers in the table below represent the number of Florida and non-Florida residents for whom test results were received by the Department of Health. A person can be tested by more than one laboratory and can have both positive and negative results. **Therefore, the sum of the numbers in each column will be larger than the total number of people tested.**

Reporting lab	Inconclusive	Negative	Positive	Percent positive	Total
Jersey City Medical Center		1			1
UNIVERSITY OF MARYLAND PATHOLOGY ASSOCIATES			1	100%	1
NEW YORK STATE DEPARTMENT OF HEALTH			1	100%	1
Freedom Pointe at The Villages			1	100%	1
ONslow COUNTY HEALTH DEPARTMENT			1	100%	1
Wedgewood Manor		1			1
APPLECARE URGENT CARE KINGSLAND			1	100%	1
Mountain City Care and Rehabilitation Center		1			1
ADVENTHEALTH HOME CARE WATERMAN			1	100%	1
Parkside Manor		1			1
American Fork Care Center dba Heritage Care Center		1			1
PROGRESSIVE MEDICAL LAB LLC			1	100%	1
ADVANCED HEALTHCARE ASSOCIATES		1			1
YUMA REGIONAL MEDICAL CENTER			1	100%	1
HARDIN MEMORIAL HOSPITAL - HEARTLAND PATHOLOGY CONSULTANTS			1	100%	1
FLORIDA HEART AND VASCULAR MULTISPECIALTY GROUP PA			1	100%	1
Kroger 686 - The Little Clinic Farragut		1			1
LONESTAR 24HRER MANAGEMENT LLC DBA LONESTAR 24HRER			1	100%	1
WALGREENS NO 10512			1	100%	1
Kroger 596 - The Little Clinic Brentwood		1			1
KIOSK MEDICINE KENTUCKY LLC		1			1
ALL PRO ORTHOPEDICS & SPORTS MEDICINE, PA			1	100%	1
EXACCARE KINGSTON, LLC			1	100%	1
MINUTECLINIC DIAGNOSTIC OF KANSAS, PC		1			1
SYNAPSE ANALYTICAL LABS		1			1
Brio of Johnston		1			1
DEVITA		1			1
ATHENS MEDICAL CENTER			1	100%	1
WARREN GENERAL HOSPITAL			1	100%	1
MEA PRIMARY CARE PLUS BYRAM			1	100%	1
NORTH BREVARD CHILDRENS MEDICAL CENTER			1	100%	1
ALL CARE URGENT CARE			1	100%	1
NEMOURS CHILDREN'S HOSPITAL			1	100%	1
SHERIDAN AT HOBE SOUND, THE			1	100%	1
ELATION HEALTH		1			1
Arlington Care Center			1	100%	1
KETTERING MEDICAL CENTER			1	100%	1
AVERA SACRED HEART HOSPITAL			1	100%	1
MEDEXPRESS URGENT CARE - TOPEKA, SW WANAMAKER RD		1			1
ADVANCED LABORATORY SERVICES			1	100%	1
CVS TX3292POCT WYLIE		1			1
ST FRANCIS MEDICAL CENTER			1	100%	1
ADVENTHEALTH SENIOR CARE AT ORMOND			1	100%	1
YOUTH HEALTH CENTER OF HUNTINGTON		1			1
WEST VIRGINIA LABORATORIES			1	100%	1
ASSOCIATES IN INTERNAL MEDICINE PA			1	100%	1
Good Samaritan Society - Albion		1			1

COVID-19: testing by laboratory

Data through Feb 3, 2021 verified as of Feb 4, 2021 at 09:25 AM

Data in this report are provisional and subject to change.

The numbers in the table below represent the number of Florida and non-Florida residents for whom test results were received by the Department of Health. A person can be tested by more than one laboratory and can have both positive and negative results. **Therefore, the sum of the numbers in each column will be larger than the total number of people tested.**

Reporting lab	Inconclusive	Negative	Positive	Percent positive	Total
Summit Medical Group Morristown Oncology		1			1
MEDEXPRESS URGENT CARE - BENTONVILLE		1			1
JACKSONVILLE VA OPC			1	100%	1
SOMA MEDICAL CENTER PA #3 GREENACRES			1	100%	1
ARIZONA STATE LABORATORY			1	100%	1
AVON PARK CLUSTER		1			1
BREVARD FAMILY WALK IN CLINIC			1	100%	1
ENCORE AT BOCA RATON, THE			1	100%	1
ALABAMA REFERENCE LAB			1	100%	1
Consulate Health Care of Tallahassee			1	100%	1
OSF SAINT FRANCIS MEDICAL CENTER			1	100%	1
CVS SC2497POCT LEXINGTON		1			1
CVS OH4300POCT STRONGSVILLE		1			1
GOOD SAMARITAN HOSPITAL			1	100%	1
ROBERTS WESLEYAN COLLEGE HEALTH CENTE		1			1
SOUTH DADE NURSING & REHABILITATION CENTER			1	100%	1
PROVIDENCE PORTLAND MEDICAL CENTER		1			1
SUNY AT STONY BROOK			1	100%	1
DOWN HOME MEDICAL			1	100%	1
CVS IL8751POCT CHICAGO		1			1
NEMOURS CHILDRENS URGENT CARE			1	100%	1
TALLAHASSEE MEMORIAL HEALTHCARE			1	100%	1
DORAL KIDNEY CENTER			1	100%	1
NEMOURS CHILDREN'S PRIMARY CARE			1	100%	1
CLINICAL MICROBIOLOGY LAB FAIRVIEW UNIVERSITY HOSPITAL			1	100%	1
TALLAHASSEE DIALYSIS		1			1
Oak Hill Health & Rehabilitation Center			1	100%	1
CVS IN5696POCT FORT WAYNE		1			1
Riverside Nursing & Rehabilitation Center		1			1
PROVIDENCE HOSPITAL			1	100%	1
ADVANCE GASTROENTEROLOGY			1	100%	1
HALIFAX FAMILY HEALTH CENTER			1	100%	1
MINUTECLINIC DIAGNOSTIC, PA		1			1
EH FARGO HOSPITAL LABORATORY			1	100%	1
FAMILY MEDICAL CENTER OF HOLLYWOOD PA			1	100%	1
ASANTE ROGUE REGIONAL MEDICAL CENTER L		1			1
ADVANCE CARDIOVASCULAR IMAGING, INC			1	100%	1
BROOKSVILLE REGIONAL HOSPITAL			1	100%	1
MARYWOOD HEIGHTS		1			1
HUNTSVILLE HOSPITAL			1	100%	1
PARKWAY REGIONAL MEDICAL CENTER LAB			1	100%	1
CARDIAC AND VASCULAR CONSULTANTS MD PA		1			1
HOLYOKE MEDICAL CENTER			1	100%	1
CORPORATION OF AMERICA		1			1
Accordius Health at Gastonia			1	100%	1
LAB. CORP. OF AMERICA			1	100%	1
Villa Maria			1	100%	1

COVID-19: testing by laboratory

Data through Feb 3, 2021 verified as of Feb 4, 2021 at 09:25 AM

Data in this report are provisional and subject to change.

The numbers in the table below represent the number of Florida and non-Florida residents for whom test results were received by the Department of Health. A person can be tested by more than one laboratory and can have both positive and negative results. **Therefore, the sum of the numbers in each column will be larger than the total number of people tested.**

Reporting lab	Inconclusive	Negative	Positive	Percent positive	Total
COLONIAL MEDICAL CENTER-EAST ORLANDO			1	100%	1
Masonic Medical Research Institute			1	100%	1
PASCO COUNTY HEALTH DEPARTMENT			1	100%	1
LEGACY ER AND URGENT CARE			1	100%	1
MIAMI CHILDRENS HOSPITAL MIDTOWN OUTPATIENT CENTER			1	100%	1
Good Samaritan Society-Atkinson		1			1
Walgreens #5421		1			1
CLIFTON-FINE HOSPITAL LABORATORY		1			1
Bolingreen Health and Rehabilitation		1			1
TILLAMOOK COUNTY GENERAL HOSPITAL LAB		1			1
WOMENS CARE FLORIDA LLC			1	100%	1
CFHC - FROSTPROOF			1	100%	1
BAYFRONT CARDIOVASCULAR ASSOCIATES			1	100%	1
OMNI HEALTHCARE INC			1	100%	1
METHODISM MIDLOTHIAN MEDICAL CENTER			1	100%	1
NEW ULM MEDICAL CENTER			1	100%	1
PREVENTIVE CARDIOLOGY AND INTERNAL MEDICINE ASSOCI			1	100%	1
DORA HOME CARE			1	100%	1
MYCLINIC, INC			1	100%	1
NULEASE MEDICAL SOLUTIONS			1	100%	1
ROSE MEDICAL CENTER LAB			1	100%	1
WELLPATH			1	100%	1
ALTA BATES SUMMIT MEDICAL CENTER CLINICAL LAB			1	100%	1
YOUR KIDS URGENT CARE			1	100%	1
TRIPLE O RESEARCH INSTITUTE PA			1	100%	1
PALMA CEIA MED GROUP-SWANN		1			1
CLARKSVILLE MANOR INC		1			1
THYROID SPECIALTY LABORATORY			1	100%	1
MEDEXPRESS URGENT CARE - LEOMINSTER		1			1
MRMC LAB MICRO			1	100%	1
CHIPOLA QUICK CARE			1	100%	1
Henry County Health and Rehabilitation		1			1
HEALTH GUAGE			1	100%	1
KEY WEST BRANCH MEDICAL CLINIC			1	100%	1
LABORATORY COPRORATION OF AMERICA			1	100%	1
MID-SOUTH URGENT CARE, PLLC			1	100%	1
PUBLIC HEALTH LABORATORIES			1	100%	1
SPRINGFIELD HOSPITAL			1	100%	1
SHANDS JACKSONVILLE CLINICAL CENTER			1	100%	1
EAST END PEDIATRICS		1			1
Cerenity Senior Care-White Bear Lake		1			1
CARENOW URGENT CARE-HENDERSONVILLE		1			1
BRISTOL REGINAL MEDICAL CENTER			1	100%	1
HEALTH NETWORK			1	100%	1
PEDIATRIC ASSOCIATES - JACKSONVILLE			1	100%	1
GSM OCED Subsection			1	100%	1
Kroger - KRO01100688			1	100%	1

COVID-19: testing by laboratory

Data through Feb 3, 2021 verified as of Feb 4, 2021 at 09:25 AM

Data in this report are provisional and subject to change.

The numbers in the table below represent the number of Florida and non-Florida residents for whom test results were received by the Department of Health. A person can be tested by more than one laboratory and can have both positive and negative results. **Therefore, the sum of the numbers in each column will be larger than the total number of people tested.**

Reporting lab	Inconclusive	Negative	Positive	Percent positive	Total
PRIME CARE FAMILY MEDICINE			1	100%	1
MEDEXPRESS URGENT CARE - LINCOLN		1			1
NORTH COUNTRY FAMILY HEALTH CENTER INC		1			1
SILVER SPRINGS SHORES DIALYSIS			1	100%	1
Raleigh Center (WV)			1	100%	1
US LABORATORIES			1	100%	1
LAKE VIEW COURT		1			1
SARASOTA MEMORIAL HOSPITAL		1			1
BLACK STALLION WALK IN AND EXERCISE CLINICS LLC		1			1
MINUTE CLINIC LLC #1909		1			1
BHA TITUSVILLE CLINIC			1	100%	1
GADSDEN COUNTY HEALTH DEPARTMENT			1	100%	1
Oakview Manor Health and Rehab		1			1
RIVERTON CBOC			1	100%	1
FAITH FAMILY PRACTICE			1	100%	1
Kroger 647 - The Little Clinic Newnan Crossings			1	100%	1
PSL JAX BEACH OPERATIONS LLC			1	100%	1
Kroger 539 - The Little Clinic Memorial Blvd.		1			1
CLINICAL LABORATORY DEPARTMENT			1	100%	1
CLINTON DRUG STORE		1			1
ANDREWS			1	100%	1
IDAHO HEALTH DEPARTMENT			1	100%	1
HANCOCK REGIONAL HOSPITAL		1			1
MINUTECLINIC DIAGNOSTIC OF VIRGINIA, LLC #1416		1			1
CQUENTIA NGS, LLC			1	100%	1
ASCENSION ST VINCENT'S MEDICAL CENTER			1	100%	1
BAPTIST HOSPITAL EAST			1	100%	1
HOLMES FAMILY PRACTICE PA			1	100%	1
MINUTECLINIC DIAGNOSTIC OF OHIO #6139		1			1
BIOLOGICAL AND CHEMICAL EMERGENCIES LABORATORY			1	100%	1
MEDICAL LIFE-INC GUIDEWELL EMERGENCY MEDICINE			1	100%	1
Remarkable Healthcare Dallas			1	100%	1
HEARTLAND OF ZEPHYRHILLS FL, LLC			1	100%	1
CVS PA371POCT PHILADELPHIA		1			1
INNOVATIVE HEALTH DIAGNOSTIC OF CALIFORNIA			1	100%	1
HATLEY HEALTH CARE, INC		1			1
SPECTRUM LUDINGTON			1	100%	1
CONNECTICUT PEDIATRICS @ CHC		1			1
MINUTECLINIC DIAGNOSTIC MED GRP OF ORA			1	100%	1
DEVLAB, LLC			1	100%	1
SUNCOAST FAMILY MEDICAL ASSOCIATES			1	100%	1
Florida Baptist Retirement Center		1			1
FLORIDA HOSPITAL LAB			1	100%	1
Chestnut Ridge Nursing & Rehab		1			1
BROOKDALE PALM BEACH GARDENS			1	100%	1
CHIEFLAND MEDICAL CENTER			1	100%	1
SUPREME LABORATORY			1	100%	1

COVID-19: testing by laboratory

Data through Feb 3, 2021 verified as of Feb 4, 2021 at 09:25 AM

Data in this report are provisional and subject to change.

The numbers in the table below represent the number of Florida and non-Florida residents for whom test results were received by the Department of Health. A person can be tested by more than one laboratory and can have both positive and negative results. **Therefore, the sum of the numbers in each column will be larger than the total number of people tested.**

Reporting lab	Inconclusive	Negative	Positive	Percent positive	Total
CVS AZ7841POCT TUCSON		1			1
NONA MEDICAL ARTS		1			1
MOUNT SINAI MEDICAL CENTER AVENTURA ER			1	100%	1
NORTHWEST TEXAS HEALTHCARE SYSTEM,INC			1	100%	1
CVS CT1123POCT SOUTHBURY		1			1
CURELOGICS WOUND CARE & HYPERBARIC CENTER		1			1
SANTA BARABARA ALF LLC (THE WINDSOR)			1	100%	1
PINELLAS CHD - CLEARWATER			1	100%	1
The Pines at Poughkeepsie Center for Nursing and Rehabilitation		1			1
BOULDER COMMUNITY HOSPITAL			1	100%	1
WESTEX URGENT CARE, PLLC			1	100%	1
BAYCARE OUTREACH LAB AT NEW TAMPA			1	100%	1
Kroger 130 - The Little Clinic Colorado Springs		1			1
ADVENTHEALTH MEDICAL GROUP SENIOR HEALTH AT			1	100%	1
CARESOUTH HHA HOLDINGS OF THE TREASURE COAST LLC			1	100%	1
CLEVELAND CLINIC OUTPATIENT LABORATORY			1	100%	1
Signature Healthcare of Georgetown		1			1
PARK AVENUE PEDIATRICS PC		1			1
BL DIAGNOSTICS LLC			1	100%	1
Miller Health Care Center			1	100%	1
JMJ FAMILY PRACTICE			1	100%	1
MEDCOR, INC			1	100%	1
Rockcastle Health and Rehab		1			1
Autumn Care of Suffolk		1			1
CVS NC7213POCT MATTHEWS		1			1
TRUCARE LIVING CENTERS - SELMA			1	100%	1
DEVLIN MANOR NURSING AND REHABILITATION		1			1
WAYNE COUNTY PUBLIC HEALTH		1			1
GATEWAY LABORATORIES		1			1
Northern Nevada State Veterans Home		1			1
EVENTIDE LUTHERAN HOME		1			1
DEVANSH LAB WERKS		1			1
ST.ELIZABETH HEALTH CENTER	1				1
ST JOHN'S MEDICAL CENTER, TETON VILLAGE			1	100%	1
BRONSON METHODIST HOSPITAL			1	100%	1
BLUFFTON HEALTH CENTER			1	100%	1
MEDEXPRESS URGENT CARE - BENTON		1			1
SHELBYVILLE HOSPITAL COMPANY		1			1
VELOCITY URGENT CARE - LITTLE CREEK			1	100%	1
ALLIED PEDIATRICS & FAMILY MEDICINE			1	100%	1
HABANA HEALTH CARE CENTER			1	100%	1
CVS AZ9210POCT SCOTTSDALE		1			1
WEST COCOA PHARMACY			1	100%	1
F W HUSTON MEDICAL CENTER SENIOR LIVIN		1			1
CVS CA9803POCT RIVERSIDE		1			1
MARYLAND DEPARTMENT OF HEALTH AND MENTAL HYGIENE			1	100%	1
MARTIN LUTHER KING RENAL INSTITUTE			1	100%	1

COVID-19: testing by laboratory

Data through Feb 3, 2021 verified as of Feb 4, 2021 at 09:25 AM

Data in this report are provisional and subject to change.

The numbers in the table below represent the number of Florida and non-Florida residents for whom test results were received by the Department of Health. A person can be tested by more than one laboratory and can have both positive and negative results. **Therefore, the sum of the numbers in each column will be larger than the total number of people tested.**

Reporting lab	Inconclusive	Negative	Positive	Percent positive	Total
LAKE PEDIATRICS			1	100%	1
WEILL CORNELL MEDICAL ASSOCIATES - EAST SIDE		1			1
ARTESIAN HOME		1			1
FIRST PHYSICIANS GROUP - LORRAINE CORNERS		1			1
Waycross Health and Rehabilitation		1			1
SOUTHWOOD NURSING & RETIREMENT CENTER		1			1
PARK LANE NURSING HOME		1			1
Mountain View Manor			1	100%	1
FRESENIUS KIDNEY CARE			1	100%	1
EXPRESS CARE OF OCALA			1	100%	1
CVS MINUTE CLINIC #5836		1			1
SOUTHWOOD HEALTHCARE CENTER		1			1
GIFFORD MEMORIAL HOSPITAL		1			1
CALIFORNIA PUBLIC HEALTH LABORATORY			1	100%	1
CVS PA1657POCT YORK		1			1
MOORE CLINICAL RESEARCH INC			1	100%	1
INSTANT MEDICAL CARE CENTER			1	100%	1
Kroger 481 - The Little Clinic Houston Levee		1			1
GARDENS AT MAPLEWOOD			1	100%	1
MEMORIAL HERMANN SOUTHWEST HOSPITAL			1	100%	1
ROYAL OAK MEDICAL CENTER LLC DBA CHARACTER FAMILY			1	100%	1
NORTH RIVER FAMILY HEALTH CENTER			1	100%	1
JOSHUA E CHESIR MD		1			1
CVS IN8669POCT INDIANAPOLIS		1			1
HEALTH FIRST MEDICAL GROUP LLC			1	100%	1
TALLAHASSEE PRIMARY CARE ASSOCIATES PA			1	100%	1
Holly Hill Healthcare Center			1	100%	1
SARHA DOCTORS CENTER			1	100%	1
PELICAN STATE OUTPATIENT CENTER			1	100%	1
TMH CANCER CENTER LABORATORY			1	100%	1
ADAMS COUNTY HEALTH DEPARTMENT			1	100%	1
ARLINGTON ADULT RESIDENTIAL FACILITY, INC			1	100%	1
EAST FL CORE LAB			1	100%	1
SYNERGY DIALYSIS INC			1	100%	1
AAA MEDICAL TESTING			1	100%	1
MED CHOICE CENTER OF NORTH MIAMI			1	100%	1
CVS NC7548POCT FUQUAY VARINA		1			1
MEDICAL CLINIC OF HOUSTON			1	100%	1
PEDIATRIC ASSOCIATES - DORAL			1	100%	1
ST. LUKES HOSPITAL			1	100%	1
TLC MEDICAL			1	100%	1
DIAGNOSTIC GROUP INTEGRATED HEALTHCARE			1	100%	1
ROCKLEDGE HEALTH & REHABILITATION CENTER			1	100%	1
Fulton County Medical Center Long Term Care			1	100%	1
CHILDREN'S NATIONAL MEDICAL CENTER			1	100%	1
SOUTH FLORIDA BAPTIST HOSPITAL			1	100%	1
AUTUMN HOUSE			1	100%	1

COVID-19: testing by laboratory

Data through Feb 3, 2021 verified as of Feb 4, 2021 at 09:25 AM

Data in this report are provisional and subject to change.

The numbers in the table below represent the number of Florida and non-Florida residents for whom test results were received by the Department of Health. A person can be tested by more than one laboratory and can have both positive and negative results. **Therefore, the sum of the numbers in each column will be larger than the total number of people tested.**

Reporting lab	Inconclusive	Negative	Positive	Percent positive	Total
SUNCOAST BEHAVIORAL HEALTH CENTER			1	100%	1
CVS NC2771POCT CLAYTON			1	100%	1
PARRISH MEDICAL GROUP			1	100%	1
CYPRESS VILLAGE REHAB CENTER		1			1
CAMBRIDGE HEALTH ALLIANCE			1	100%	1
GREATER TAMPA AT HOME			1	100%	1
MINUTECLINIC DIAGNOSTIC OF OHIO #5060		1			1
UNIVERSITY OF BALTIMORE WASHINGTON MEDICAL CENTER			1	100%	1
CVS RI326POCT NORTH SMITHFIELD		1			1
WVU MEDICINE AT SUNCREST TOWNE CENTRE			1	100%	1
SUMMIT COUNTY PUBLIC HEALTH DEPARTMENT			1	100%	1
REEVES COUNTY HOSPITAL DISTRICT			1	100%	1
Sevierville Health and Rehabilitation		1			1
SV MOBILE HEALTH			1	100%	1
Gulf Coast health and Rehabilitation, LLC		1			1
WALGREENS #5130			1	100%	1
Juniper Village at Bucks County		1			1
Washington County Nursing HOMe			1	100%	1
HIGH DESERT COURT GROUP HOME			1	100%	1
LOUISIANA STATE LAB			1	100%	1
NEW RIVER HEALTH DISTRICT			1	100%	1
ADVANCE HEALTH AND WELLNESS SOLUTIONS			1	100%	1
Piqua Manor		1			1
CHATEAU MADELEINE - SENIOR LIVING & MEMORY CARE			1	100%	1
PANCARE HEALTH - BRUCE			1	100%	1
Kroger 101 - The Little Clinic Hill Top		1			1
MEDCARE QUALITY MEDICAL CENTER LLC			1	100%	1
CVS PA2582POCT SPRINGFIELD		1			1
GWINNETT MEDICAL CENTER			1	100%	1
ASCENSION ST VINCENT'S - WESTSIDE			1	100%	1
MINUTECLINIC DIAGNOSTIC OF NEW MEXICO LLC #7552		1			1
WALGREENS NO 19542		1			1
COASTAL PEDIATRICS LLC			1	100%	1
PHYSICIANS URGENT CARE			1	100%	1
Hackensack Univ Medical Center At Pasc		1			1
MEDAC AT PORTERS NECK			1	100%	1
MID-FLORIDA PATHOLOGY LLC		1			1
MINUTE CLINIC DIAGNOSTIC MED GRP OF CA		1			1
ALLEGHENY GENERAL HOSPITAL			1	100%	1
SMA BEHAVIORAL HEALTH SERVICES INC		1			1
TMH PHYSICIAN PARTNERS QUINCY			1	100%	1
SILVERMAN			1	100%	1
TRINITY DIALYSIS			1	100%	1
NEMOURS CHILDREN'S PRIMARY CARE			1	100%	1
WILMINGTON NURSING AND REHAB			1	100%	1
VERITAS GENETICS, INC.			1	100%	1
CHATSWORTH ASSISTED LIVING COMMUNITY AT PGA NATIONAL			1	100%	1

COVID-19: testing by laboratory

Data through Feb 3, 2021 verified as of Feb 4, 2021 at 09:25 AM

Data in this report are provisional and subject to change.

The numbers in the table below represent the number of Florida and non-Florida residents for whom test results were received by the Department of Health. A person can be tested by more than one laboratory and can have both positive and negative results. **Therefore, the sum of the numbers in each column will be larger than the total number of people tested.**

Reporting lab	Inconclusive	Negative	Positive	Percent positive	Total
REGIONAL MED CTR BAYONET POINT			1	100%	1
APOPKA FAMILY HEALTH CENTER			1	100%	1
Kroger 618 - The Little Clinic Trail Creek Village		1			1
HUDSON REGIONAL HOSPITAL			1	100%	1
Kroger - KR003400316			1	100%	1
WELLINGTON WEST 100176			1	100%	1
SUN CITY DIAGNOSTIC CENTER			1	100%	1
CVS SC2736POCT MURRELLS INLET		1			1
HSRE-ASL CASSELBERRY TRS, LLC			1	100%	1
Ashland Place Health and Rehabilitation, LLC		1			1
CVS OH6164POCT DELAWARE		1			1
MEMORIAL SATILLA HEALTH			1	100%	1
CVS PA1193POCT JENKINTOWN		1			1
DAYTONA BEACH CENTRA CARE			1	100%	1
HELIX URGENT CARE			1	100%	1
Kroger 328 - The Little Clinic Henderson Road		1			1
WESTON COUNTY HEALTH SERVICES			1	100%	1
HALE KUPUNA HERITAGE HOME		1			1
DOCTORS HOSPITAL OF LAREDO			1	100%	1
POUDRE VALLEY HOSPITAL			1	100%	1
JOHN PETER SMITH HOSPITAL- OB TRIAGE			1	100%	1
WESTOX LABS		1			1
HIGHLAND LABORATORY			1	100%	1
FIT4LIFE MEDICAL CENTER			1	100%	1
ADVANCED MEDICAL LABORATORIES (AML)			1	100%	1
QUALITY LAB			1	100%	1
FAMILY PRACTICE OF CENTRAL FLORIDA PA			1	100%	1
Crisp Regional Nursing and Rehab Center		1			1
SMH PHYSICIAN SERVICES INC		1			1
URGENT DOC -NACOGODOCHES CLINIC			1	100%	1
SHRIVERS PHARMACY AND WELLNESS CENTER			1	100%	1
MERCY MEDICAL CENTER INC			1	100%	1
Mayfair Village Nursing Care Center		1			1
THE INTERNAL MEDICAL GROUP		1			1
ALL4KIDZ PEDIATRICS LLC		1			1
Brown Memorial Home		1			1
OCALA RKC EAST HEMO #1			1	100%	1
EVANS FAMILY CARE PA			1	100%	1
STANDIFER PLACE		1			1
LIFE CARE CENTER OF HILTON HEAD		1			1
LANTANA HC LAB			1	100%	1
VALLEY HOSPITAL MEDICAL CENTER		1			1
KAISER PERMANENTE REGIONAL REFERENCE LABORATORY		1			1
KENDALL PEDIATRICS PARTNERS LLC			1	100%	1
Manor Care of Dallastown d/b/a ManorCare Health Services - Dallastown		1			1
FLEMING ISLAND CENTER FOR CLINICAL RESEARCH		1			1
MEDTOWN PHARMACY			1	100%	1

COVID-19: testing by laboratory

Data through Feb 3, 2021 verified as of Feb 4, 2021 at 09:25 AM

Data in this report are provisional and subject to change.

The numbers in the table below represent the number of Florida and non-Florida residents for whom test results were received by the Department of Health. A person can be tested by more than one laboratory and can have both positive and negative results. **Therefore, the sum of the numbers in each column will be larger than the total number of people tested.**

Reporting lab	Inconclusive	Negative	Positive	Percent positive	Total
NASSAU COUNTY HEALTH DEPARTMENT-FERNANDINA BEACH C		1			1
MEMORIAL HOSPITAL LOS BANOS			1	100%	1
WHEATON FRANCISCAN LABORATORY			1	100%	1
MEDEXPRESS URGENT CARE - WICHITA, N MAIZE RD		1			1
SEATTLE-KING COUNTY			1	100%	1
CENTRAL FL INTERNAL MEDICINE ASSOCIATES LLC		1			1
SHANNON MEDICAL CENTER			1	100%	1
UF HEALTH PATHOLOGY LABORATORIES			1	100%	1
SIGNATURE CARE MIDLAND			1	100%	1
GADSDEN FAMILY PRACTICE		1			1
CONSOLIDATED			1	100%	1
MD NOW MEDICAL CENTERS, INC			1	100%	1
CLEVELAND HEARTLAB			1	100%	1
LANGLEY DIALYSIS			1	100%	1
MELBOURNE URGENT CARE			1	100%	1
Vista Park			1	100%	1
PHYSICIAN ASSOCIATES, LLC			1	100%	1
CARSON NURSING AND REHABILITATION CENTER		1			1
GAMMA HEALTHCARE, INC		1			1
COLLINS NURSING HOME		1			1
NABI		1			1
FRESENIUS KIDNEY CARE FORT WALTON BEACH			1	100%	1
AESTHETIC PHYSICIANS PC			1	100%	1
SC-GA2018 THE RIDGE REHABILITATION & H		1			1
DOYLESTOWN HOSPITAL			1	100%	1
LOGAN COUNTY HOSPITAL			1	100%	1
MEDEXPRESS URGENT CARE - BECKLEY		1			1
CARING PROFESSIONAL HEALTH CARE LLC		1			1
TIMPANOGOS REGIONAL HOSPITAL			1	100%	1
VANAJA SUREDDI MD PA			1	100%	1
WORKFORCE HEALTH DEPARTMENT			1	100%	1
GENESIS HEALTH SYSTEM			1	100%	1
THE MEDICAL CENTER			1	100%	1
Melbourne Terrace Rehabilitation Center			1	100%	1
FIVE STAR PREMIER RESIDENCES OF POMPANO BEACH			1	100%	1
TMH URGENT CARE CENTER			1	100%	1
GENEVA FAMILY HEALTH			1	100%	1
AUGUSTA HEALTH CLINICAL LABORATORY			1	100%	1
RABI SINHA, MD		1			1
HOUSTON DEPARTMENT OF HEALTH AND HUMAN SERVICES			1	100%	1
WEST COAST CLINICAL LABS INC			1	100%	1
CLUB HEALTH AND REHABILITATION CENTER, THE		1			1
HOLSTON MEDICAL GROUP		1			1
ARNOLD PALMER HOSPITAL LAB POCT		1			1
Avera Sr. James Care Center		1			1
UMASS MEMORIAL MEDICAL CENTER, INC		1			1
BEAUMONT HOSPITAL, GROSSE POINTE			1	100%	1

COVID-19: testing by laboratory

Data through Feb 3, 2021 verified as of Feb 4, 2021 at 09:25 AM

Data in this report are provisional and subject to change.

The numbers in the table below represent the number of Florida and non-Florida residents for whom test results were received by the Department of Health. A person can be tested by more than one laboratory and can have both positive and negative results. **Therefore, the sum of the numbers in each column will be larger than the total number of people tested.**

Reporting lab	Inconclusive	Negative	Positive	Percent positive	Total
SHARON REGIONAL MEDICAL CENTER			1	100%	1
THE CHILDREN'S HOSPITAL OF PHILADELPHIA		1			1
FELD ENTERTAINMENT			1	100%	1
DIGNITY HEALING LLC			1	100%	1
ROAN MOUNTAIN MEDICAL CENTER			1	100%	1
NORTH SHORE HEMATOLOGY-ONCOLOGY ASSOCI		1			1
ADVANCED URGENT CARE PLLC		1			1
BEAUFORT MEMORIAL			1	100%	1
Redwood Springs Healthcare			1	100%	1
BASCOM PALMER-MICRO LAB			1	100%	1
SAINT JOSEPH'S HOSPITAL AND MEDICAL CENTER		1			1
AURORA HEALTH CARE METRO INC			1	100%	1
MEMORIALCARE LONG BEACH MEDICAL CENTER			1	100%	1
FASTMED URGENT CARE			1	100%	1
MISSOURI DEPT. OF HEALTH			1	100%	1
NATION'S BEST CARE HOME HEALTH			1	100%	1
BROOKDALE FORT WALTON BEACH			1	100%	1
FAMILY MEDICAL CENTRE			1	100%	1
UT HEALTH RIO GRANDE VALLEY PRIMARY CARE AT			1	100%	1
PARK AVENUE DERMATOLOGY NORTH			1	100%	1
TWIN			1	100%	1
SWIFTCARE URGENT CARE, PLLC			1	100%	1
Metairie Healthcare Center			1	100%	1
BROOKDALE AVONDALE (BU 04360)			1	100%	1
COMMUNITY MEDICAL CARE			1	100%	1
HOWELL BRANCH COURT			1	100%	1
ELKHART GENERAL HOSPITAL			1	100%	1
ENCOMPASS HEALTH REHABILITATION			1	100%	1
BAXTER REGIONAL MEDICAL CENTER			1	100%	1
INFECTION CONTROL DEPT			1	100%	1
CVS TX7827POCT ROUND ROCK		1			1
CHP COVID-19 (TX)			1	100%	1
PRIMARY AND URGENT CARE			1	100%	1
HEALTHCARE FOR THE HOMELESS			1	100%	1
GOOD SAMARITAN SOCIETY - DE SMET		1			1
KNAPP MEDICAL GROUP			1	100%	1
Oakland Nursing and Rehabilitation Center		1			1
CVS AZ10529POCT SCOTTSDALE		1			1
PORTSMOUTH REG. HOSPITAL			1	100%	1
Kroger 673 - The Little Clinic Dallas			1	100%	1
HACKENSACK UNIVERSITY MEDICAL CENTER		1			1
ADVENTHEALTH MEDICAL GROUP COMMUNITY MEDICINE			1	100%	1
DE TAR HOSPITAL			1	100%	1
ACCESS MEDICAL GROUP OF TAMPA INC			1	100%	1
COVENANT HEALTH		1			1
FAMILY PRACTICE ASSOCIATES		1			1
UMMC MIDTOWN CAMPUS			1	100%	1

COVID-19: testing by laboratory

Data through Feb 3, 2021 verified as of Feb 4, 2021 at 09:25 AM

Data in this report are provisional and subject to change.

The numbers in the table below represent the number of Florida and non-Florida residents for whom test results were received by the Department of Health. A person can be tested by more than one laboratory and can have both positive and negative results. **Therefore, the sum of the numbers in each column will be larger than the total number of people tested.**

Reporting lab	Inconclusive	Negative	Positive	Percent positive	Total
KINGWOOD EMERGENCY HOSPITAL			1	100%	1
Douglas County Health Center		1			1
MINUTECLINIC, LLC #4507		1			1
SOMA MEDICAL CENTER PA #2 OAKLAND			1	100%	1
PASTEUR MEDICAL CENTER LLC		1			1
URGENT CARE OF FORT LAUDERDALE INC			1	100%	1
Village Crest Center for Health & Rehabilitation		1			1
Kroger 410 - The Little Clinic Trinity		1			1
HCR ManorCare Greentree		1			1
METROWEST MEDICAL CENTER - FRAMINGHAM			1	100%	1
HEALTH AND WELLNESS URGENT CARE LLC			1	100%	1
EXAC CARE CROSSVILLE		1			1
GUTHRIE CORNING HOSPITAL LABORATORY		1			1
DEERFIELD BEACH REHABILITATION AND NURSING			1	100%	1
MINUTECLINIC OF NEVADA-2955 S FT APACH		1			1
Jacaranda Manor			1	100%	1
DAVENPORT PEDIATRICS CLERMONT PA		1			1
CARDIOLOGY AND FITNESS MEDICINE		1			1
ORMC-ARDEN/EOI			1	100%	1
FAMILY MEDICINE AT CELEBRATION		1			1
POINTE MEDICAL SERVICES INC			1	100%	1
DOCTORS CARE - GREER		1			1
PUBLIX PHARMACY #0332		1			1
CVS PA2687POCT EXTON		1			1
MEDERI CARETENDERS VS OF SE FL LLC DBA			1	100%	1
SISTERS MISSION			1	100%	1
MEDEXPRESS URGENT CARE - DANVILLE		1			1
ADVENTHEALTH MEDICAL GROUP PEDIATRICS AT APOPKA		1			1
LAKEVIEW REGIONAL HOSPITAL			1	100%	1
ACUPATH LABORATORIES INC			1	100%	1
MEDICAL SPECIALISTS OF THE PALM BEACHES INC			1	100%	1
CROSS CREEK HEALTH CARE		1			1
EMERALD COAST PEDIATRICS & ADOL			1	100%	1
UNIVERSITY OF ILLINOIS VETERINARY DIAG		1			1
DIXITKUMAR N MODI MD PA			1	100%	1
ACCOMPLISHED HOME CARE		1			1
Bethany Manor		1			1
WELLCARE URGENT CARE			1	100%	1
PIONEER CLINICAL RESEARCH LLC			1	100%	1
CAH ACQUISITION COMPANY 11 LLC			1	100%	1
WALGREENS #06025		1			1
TITUSVILLE TOWERS ASSISTED LIVING		1			1
Alden Lincoln Park			1	100%	1
LAKELAND MEDICAL CENTER			1	100%	1
Eddy Memorial Geriatric Center		1			1
Kroger 768 - The Little Clinic Leestown Rd		1			1
Trucare Living Centers - Columbus		1			1

COVID-19: testing by laboratory

Data through Feb 3, 2021 verified as of Feb 4, 2021 at 09:25 AM

Data in this report are provisional and subject to change.

The numbers in the table below represent the number of Florida and non-Florida residents for whom test results were received by the Department of Health. A person can be tested by more than one laboratory and can have both positive and negative results. **Therefore, the sum of the numbers in each column will be larger than the total number of people tested.**

Reporting lab	Inconclusive	Negative	Positive	Percent positive	Total
UT MD ANDERSON CANCER CENTER-TUMOR MARKER LAB			1	100%	1
MEMORIAL HOSPITAL MIRAMAR WAIVED TESTING			1	100%	1
MALUHIA		1			1
CENTRAL FLORIDA HOSPITALIST			1	100%	1
ALIMETRIX INC		1			1
FAST PACE URGENT CARE			1	100%	1
CHC SOUTHWEST FLORIDA LAB-LIVE			1	100%	1
ALLIANCE MD DIRECT PRIMARY CARE			1	100%	1
MAHONEY PEDIATRICS PA			1	100%	1
SAINT ALPHONSUS REGIONAL MEDICAL CENTER			1	100%	1
ELEMENTS PHARMACY			1	100%	1
GUIDEWELL EMERGENCY MEDICINE DOCTORS LLC #33			1	100%	1
PROVIDENCE ST. PATRICK HOSPITAL			1	100%	1
Parkview Care Center			1	100%	1
MAYO CLINIC BEACHES PRIMARY CARE CTR		1			1
MINUTECLINIC, LLC #07876			1	100%	1
EASTSIDE URGENT CARE			1	100%	1
PATHOLOGY		1			1
CVS TX7162POCT HOUSTON		1			1
MARYLAND DEPARTMENT OF HEALTH AND MENTAL HYGIENE-LABORATORIES			1	100%	1
Kroger 339 - The Little Clinic Highlands - Bardstown Road		1			1
CAREFIRST URGENT CARE - BEECHMONT			1	100%	1
OAKMONT WEST- GREENVILLE SC		1			1
HUMC		1			1
ALPHA CLINICAL LABORATORY CORP.			1	100%	1
TRUMAN MEDICAL CENTER - HOSPITAL HILL			1	100%	1
IMMY LABS			1	100%	1
MAYO MEDICAL LABORATORIES			1	100%	1
SOUTH FLORIDA RESEARCH ORGANIZATION			1	100%	1
Kroger 550 - The Little Clinic Bellevue		1			1
MEDCOR CORPORATE CLINIC			1	100%	1
MINUTECLINIC DIAGNOSTIC OF NH, LLC (CL		1			1
Kroger 086 - The Little Clinic Broomfield-Sheridan		1			1
PENINSULA REGIONAL MED CTR LAB			1	100%	1
DOCTORS HEARING			1	100%	1
RIVIERA BEACH HEALTH CENTER LAB			1	100%	1
MEDEXPRESS URGENT CARE - ST CLAIR, CLOVER DR.		1			1
TAYLOR COUNTY HEALTH DEPARTMENT			1	100%	1
BMC/NASSAU			1	100%	1
WALKIN MEDICAL URGENT CARE,NEW CITY			1	100%	1
FLORIDA DEPARTMENT OF HEALTH PALM BEACH COUNTY			1	100%	1
RAPID CITY REGIONAL HOSPITAL -579 ATTN. LABORATORY		1			1
MY URGENT CARE CLINIC			1	100%	1
NORTHSIDE FAMILY MEDICINE		1			1
Garden View Care Center at Dougherty Ferry		1			1
SHAMRA MEDICAL LABORATORY			1	100%	1
FIU HEALTH CARE CENTER			1	100%	1

COVID-19: testing by laboratory

Data through Feb 3, 2021 verified as of Feb 4, 2021 at 09:25 AM

Data in this report are provisional and subject to change.

The numbers in the table below represent the number of Florida and non-Florida residents for whom test results were received by the Department of Health. A person can be tested by more than one laboratory and can have both positive and negative results. **Therefore, the sum of the numbers in each column will be larger than the total number of people tested.**

Reporting lab	Inconclusive	Negative	Positive	Percent positive	Total
WINDSOR MANOR			1	100%	1
SKY RIDGE MEDICAL CENTER - MICRO			1	100%	1
PALMS OF FT MYERS,THE			1	100%	1
NHC Chattanooga			1	100%	1
PRIMARY CARE GROUP LLC		1			1
KENNEDY BOULEVARD DIALYSIS			1	100%	1
SUNSHINE STATE DIALYSIS			1	100%	1
Bon Secours Place			1	100%	1
UNLIMITED MEDICAL SERVICES OF FL PL DBA		1			1
DOCTORS AFTER HOURS URGENT CARE CENTER			1	100%	1
DR JAMES D FORBES FAMILY CARE CENTER			1	100%	1
PUTNAM CO HOSPITAL-D/B/A ASBURY TOWERS		1			1
PALM SPRINGS GENERAL HOSPITAL			1	100%	1
ELDER ALTERNATIVES INC			1	100%	1
MOBILE MEDICAL CLINIC			1	100%	1
ST VINCENTS OUTPATIENT IMAGING		1			1
MINUTECLINIC LLC (2335)		1			1
Kroger 968 - The Little Clinic Colerain Township		1			1
FRANKLIN CBOC			1	100%	1
Moab Regional Hospital			1	100%	1
MEDOR/ACC SYNCHRONY			1	100%	1
Florence Home		1			1
FLORIDA HOSPITAL ORMOND BEACH			1	100%	1
ODYSSEY HEALTH CARE OF MARION COUNTY LLC		1			1
EVERGREEN NURSING HOME		1			1
NAVARRO MEDICAL CENTERS LLC			1	100%	1
INTERNAL MEDICINE ASSOCIATES		1			1
CVS IL2297652CV CHICAGO		1			1
Rehab Select of Talladega		1			1
Community Care Center of Heritage House, LLC			1	100%	1
OHSU LABORATORY SERVICES		1			1
CONTINENTAL HOME HEALTH CARE INC			1	100%	1
Maple Lane Nursing Home		1			1
QUEST DIAGNOSTICS INCORPORATED			1	100%	1
MISSISSIPPI VALLEY REGIONAL BLOOD CENTER			1	100%	1
FREEPORT ER DOX URGENT CARE		1			1
Kroger 895 - The Little Clinic Green Hills		1			1
THE TOLEDO HOSPITAL			1	100%	1
Kroger 549 - The Little Clinic Clinton Highway		1			1
LIFE CARE CENTER OF GWINNETT		1			1
SHANNON CLARK OD, PA			1	100%	1
MEDEXPRESS URGENT CARE - WESTFIELD, E MAIN ST			1	100%	1
POETS WALK SARASOTA			1	100%	1
Chateau Living Center			1	100%	1
RAJ K PAI MD PA			1	100%	1
MOUNT SINAI MEDICAL CENTER OF FLORIDA, INC			1	100%	1
VCU HEALTH SYSTEM AUTHORITY - MCV HOSPITALS			1	100%	1

COVID-19: testing by laboratory

Data through Feb 3, 2021 verified as of Feb 4, 2021 at 09:25 AM

Data in this report are provisional and subject to change.

The numbers in the table below represent the number of Florida and non-Florida residents for whom test results were received by the Department of Health. A person can be tested by more than one laboratory and can have both positive and negative results. **Therefore, the sum of the numbers in each column will be larger than the total number of people tested.**

Reporting lab	Inconclusive	Negative	Positive	Percent positive	Total
UNIVERSITY OF IOWA HOSPITALS & CLINICS			1	100%	1
PORT ORANGE NURSING & REHAB			1	100%	1
ST GERARD'S COMMUNITY OF CARE		1			1
PRIMARY CARE & PEDIATRICS - SHEPHERSTOWN		1			1
GRAND VIEW HOSPITAL			1	100%	1
WALGREENS #01398			1	100%	1
EAST TENNESSEE STATE UNIVERSITY		1			1
MAYO CLINICAL LABORATORIES		1			1
AFFILIATED LABORATORIES INC			1	100%	1
CHI ST VINCENT LITTLE ROCK DIAGNOSTIC CLINIC			1	100%	1
OAK HAVEN REHAB AND NURSING CENTER			1	100%	1
MAYO CLINIC OUTPATIENT DIALYSIS CENTER			1	100%	1
MOUNT ST MARYS HOSPITAL OF NIAGARA FALLS			1	100%	1
THE MEDICAL CENTER AT BOWLING GREEN			1	100%	1
BIOMAT ORLANDO		1			1
CVS / PHARMACY #10794			1	100%	1
NEMOURS CHILDRENS PRIMARY CARE CLERMONT			1	100%	1
MCH PHYSICIANS GROUP			1	100%	1
NORTH SHORE MEDICAL CENTER - SALEM HOSPITAL			1	100%	1
HEALTH CARE SERVICES LC			1	100%	1
Manor Care Health Services- Wilmington			1	100%	1
REGENTS PARK OF JACKSONVILLE			1	100%	1
CURA LABORATORY SERVICES			1	100%	1
Courtenay Springs Village			1	100%	1
Mercy Manor Transition Center			1	100%	1
VALUE DRUGS GREENLAWN INC		1			1
COMMUNITY HOSPITALS INDIANAPOLIS			1	100%	1
LRGHEALTHCARE		1			1
Schenectady Center for Rehabilitation & Nursing		1			1
CSL PLASMA LAB			1	100%	1
Valley Center (WV)			1	100%	1
VA COMMUNITY BASED CLINIC - LAKE CITY			1	100%	1
CLEMENT MANOR HEALTH CENTER		1			1
CARINGPLUS HOMECARE LLC			1	100%	1
Dulles Health and Rehab Center		1			1
BRUCE S WEST MD			1	100%	1
Robert Wood Johnson University Hospital			1	100%	1
LabCorp L#09258295 M#09258285			1	100%	1
PRIORITY CARE LLC			1	100%	1
BAPTIST EMERGENCY HOSPITAL - KELLY			1	100%	1
EVENING PEDIATRICS INC			1	100%	1
GATEWAY FAMILY HEALTH CLINIC			1	100%	1
COVE AT THE MARBELLA,THE			1	100%	1
MILFORD REGIONAL HOSPITAL			1	100%	1
Ramsey Village		1			1
METRO HEALTH HOSPITAL LABORATORY		1			1
WALGREENS #10308		1			1

COVID-19: testing by laboratory

Data through Feb 3, 2021 verified as of Feb 4, 2021 at 09:25 AM

Data in this report are provisional and subject to change.

The numbers in the table below represent the number of Florida and non-Florida residents for whom test results were received by the Department of Health. A person can be tested by more than one laboratory and can have both positive and negative results. **Therefore, the sum of the numbers in each column will be larger than the total number of people tested.**

Reporting lab	Inconclusive	Negative	Positive	Percent positive	Total
CVS NC7047POCT DURHAM		1			1
WESTCOAST FAMILY PRACTICE		1			1
DONALSONVILLE HOSPITAL			1	100%	1
2504-HOMEWOOD		1			1
DOCTOR TODAY URGENT CARE			1	100%	1
PM PEDIATRICS OF BAYSIDE, PLLC - RIVE		1			1
ST. PETERSBURG PEDIATRICS-SEMINOLE			1	100%	1
SACRED HEART MEDICAL CENTER			1	100%	1
NEW HORIZON PRIMARY CARE LLC			1	100%	1
CVS TN7144POCT BARTLETT		1			1
Aspire Physical Recovery Center at Cahaba River		1			1
MORNINGSIDE NURSING AND REHABILITATION		1			1
MEDCARE-GARNERS FERRY			1	100%	1
CVS NJ715POCT WAYNE		1			1
CONVENIENT MEDICAL AND HEALTH SERVICES			1	100%	1
CLINICAL PATHOLOGY LABORATORIES SOUTHEAST INC			1	100%	1
Essex Center for Rehabilitation and Healthcare		1			1
CVS NV5286POCT HENDERSON		1			1
RM PHARMACY SERVICES INC		1			1
WEST DADE PEDIATRICS			1	100%	1
WEST BOCA MEDICAL CENTER			1	100%	1
OMNI HEALTHCARE URGENT CARE			1	100%	1
DIXIE REGIONAL MEDICAL CENTER			1	100%	1
ANMED HEALTH MEDICAL CENTER			1	100%	1
OHIO VALLEY MANOR NURSING &		1			1
MIDWAY SPECIALTY CARE CENTER INC		1			1
MEMORIAL HEALTH UNIVERSITY MEDICAL CENTER			1	100%	1
Waters of Covington		1			1
CVS CA9823POCT SACRAMENTO		1			1
CLERMONT HEALTH DEPARTMENT			1	100%	1
Seal Rock Healthcare		1			1
A.G. Rhodes		1			1
SONORAN DESERT PATHOLOGY			1	100%	1
UNIVERSITY OF TEXAS AT EL PASO, THE			1	100%	1
HCL LABORATORIES			1	100%	1
JP MORGAN CHASE HEALTH SERVICES			1	100%	1
ASSOCIATES MD MEDICAL GROUP INC			1	100%	1
ROYAL CARE MEDICAL CENTER			1	100%	1
ASPIRUS WAUSAU HOSPITAL			1	100%	1
Riviera Health Resort		1			1
ALLEGANY COUNTY DEPARTMENT OF HEALTH		1			1
Hillside Manor Rehabilitation and Extended Care Center		1			1
ORDRS, INC.			1	100%	1
Beth Sholom Home of Eastern Virginia			1	100%	1
The Center at Centennial			1	100%	1
Woodstock Nursing and Rehabilitation Center		1			1
PASSPORT HEALTH ORLANDO		1			1

COVID-19: testing by laboratory

Data through Feb 3, 2021 verified as of Feb 4, 2021 at 09:25 AM

Data in this report are provisional and subject to change.

The numbers in the table below represent the number of Florida and non-Florida residents for whom test results were received by the Department of Health. A person can be tested by more than one laboratory and can have both positive and negative results. **Therefore, the sum of the numbers in each column will be larger than the total number of people tested.**

Reporting lab	Inconclusive	Negative	Positive	Percent positive	Total
AURORA CONSOLIDATED LABORATORY			1	100%	1
BATESVILLE - SHERWOOD URGENT CARE			1	100%	1
CVS OH6167POCT ASHLAND		1			1
ALBANY MEDICAL CENTER			1	100%	1
UNIVERSITY OF VERMONT MEDICAL CENTER			1	100%	1
Kroger 379 - The Little Clinic Stony Brook		1			1
RENOWN REGIONAL MEDICAL CENTER			1	100%	1
NEW YORK UNIVERSITY MEDICAL CENTER			1	100%	1
TARRYTOWN PHARMACY			1	100%	1
CVS NV9841POCT RENO			1	100%	1
Kroger 524 - The Little Clinic Iron Bridge Road		1			1
CENTRAL CAROLINA HOSPITAL			1	100%	1
SUMMIT LABORATORY			1	100%	1
CELEBRATION HOSPITAL			1	100%	1
Sherwood Oaks Health Center			1	100%	1
MED & CO INVESTMENT LLC		1			1
CVS NC7057POCT SHELBY		1			1
UF KANAPAHA LAB BEAKER		1			1
CVS NE2741POCT LA VISTA		1			1
Central Park Healthcare & Rehabilitation Center		1			1
ALPHA 1 ANTITRYPSIN RESEARCH PROGRAM			1	100%	1
SONNI'S PEDIATRICS			1	100%	1
DIVERSE MEDICAL CARE LLC			1	100%	1
CONCIERGE INTERNAL MEDICINE ASSOCIATES			1	100%	1
BROOKDALE FORT MYERS LAKES PARK			1	100%	1
Brookdale Southside			1	100%	1
Longwood Community Living Center		1			1
LABORATORIO MEDICO CENTRAL CONDOMINO MD			1	100%	1
CHILTON MEDICAL CENTER		1			1
LAKE VISTA DIALYSIS			1	100%	1
HEALTH PLUS SUNRISE MEDICAL OFFICE			1	100%	1
SPARTA HEALTH & REHAB		1			1
MEDEXPRESS URGENT CARE - WAYNESBURG		1			1
CORNERSTONE OF RECOVERY INC		1			1
MEDEXPRESS URGENT CARE, EDWARDSVILLE		1			1
CVS NC3803POCT MOORESVILLE		1			1
MARINA DEL REY HOSPITAL LAB			1	100%	1
INNOVATIVE GENOMICS, LLC			1	100%	1
QUICKCARE HEALTH, INC			1	100%	1
COX HEALTH SOUTH LAB			1	100%	1
KNOX COMMUNITY HOSPITAL			1	100%	1
CARE STATION MEDICAL GROUP		1			1
Garden Villa Bedford		1			1
CVS CA9103POCT ESCONDIDO		1			1
COSTCO PHARMACY #1023			1	100%	1
MADISON AT OVIEDO			1	100%	1
MEDEXPRESS URGENT CARE - ANDERSON		1			1

COVID-19: testing by laboratory

Data through Feb 3, 2021 verified as of Feb 4, 2021 at 09:25 AM

Data in this report are provisional and subject to change.

The numbers in the table below represent the number of Florida and non-Florida residents for whom test results were received by the Department of Health. A person can be tested by more than one laboratory and can have both positive and negative results. **Therefore, the sum of the numbers in each column will be larger than the total number of people tested.**

Reporting lab	Inconclusive	Negative	Positive	Percent positive	Total
LABTOX LABORATORIES			1	100%	1
DEACONESS URGENT CARE CENTER			1	100%	1
ONPOINT URGENT CARE			1	100%	1
YOUR HEALTH PEDIATRICS INC			1	100%	1
Integrity Healthcare of Carbondale			1	100%	1
BAPTIST ASI			1	100%	1
MIDDLETON PEDIATRICS			1	100%	1
CENTRAL TX URGENT CARE			1	100%	1
NORTH SHORE HEMATOLOGY-ONCOLOGY ASSOCIATES		1			1
ADVENTHEALTH IMAGING LAKE NONA			1	100%	1
CHRISTUS GOOD SHEPHERD MEDICAL CENTER			1	100%	1
STANLY REGIONAL MEDICAL CENTER			1	100%	1
ST. LUKE'S HOSPITAL			1	100%	1
FLORIDA STATE UNIVERSITY HEALTH SERVICES			1	100%	1
RIVERSIDE COUNTY PUBLIC HEALTH LABORATORY			1	100%	1
LIBERTY HEALTH CENTER			1	100%	1
PACE UNIVERSITY HEALTH CARE		1			1
BROOKDALE VERO BEACH SOUTH AL		1			1
HELEN HAYES HOSPITAL LABORATORY		1			1
COLUMBIA CREST CARE & RAHAB		1			1
Crestwood Nursing Center		1			1
ISLANDS ASSISTED LIVING FACILITY,THE			1	100%	1
CLEVELAND CLINIC AKRON GENERAL			1	100%	1
EAST COAST INSTITUTE FOR RESEARCH LLC			1	100%	1
CARENOW URGENT CARE – SPRING			1	100%	1
MINNESOTA DEPARTMENT OF HEALTH LABORATORY			1	100%	1
CVS MA2297677CV BOSTON		1			1
URGENT TEAM MANAGEMENT OF TENNESSEE, L			1	100%	1
MIAMI CEREBRAL PALSY RESIDENTIAL			1	100%	1
ADVANCE MD CARE			1	100%	1
CVS IL8753POCT CHICAGO		1			1
IZ MEDICAL		1			1
UNIVERSITY URGENT CARE			1	100%	1
UNITYPOINT HEALTH TRINITY			1	100%	1
Kroger 57 - The Little Clinic Jay C Charlestown		1			1
POMPANO BEACH ARTIFICIAL KIDNEY CENTER			1	100%	1
AMD			1	100%	1
OPTUM OF HIALEAH		1			1
			1	100%	1
ST JOSEPH'S HOSPITAL NORTH LABORATORY			1	100%	1
KIDSWOOD PEDIATRICS CORP			1	100%	1
HYDE PARK MEDICAL CENTER		1			1
SARNO FAMILY PRACTICE		1			1
KETAMINE HEALTH CENTERS AT BONITA SPRINGS, LLC		1			1
NEMOURS CHILDREN'S PRIMARY CARE, ST CLOUD			1	100%	1
MEDERI CARETENDERS			1	100%	1
Kroger 350 - The Little Clinic New Cut Road		1			1

COVID-19: testing by laboratory

Data through Feb 3, 2021 verified as of Feb 4, 2021 at 09:25 AM

Data in this report are provisional and subject to change.

The numbers in the table below represent the number of Florida and non-Florida residents for whom test results were received by the Department of Health. A person can be tested by more than one laboratory and can have both positive and negative results. **Therefore, the sum of the numbers in each column will be larger than the total number of people tested.**

Reporting lab	Inconclusive	Negative	Positive	Percent positive	Total
Garden Isle Healthcare and Rehabilitation Center		1			1
Vi at Aventura		1			1
INLET CONCIERGE MEDICINE			1	100%	1
Kroger 825 - The Little Clinic Dorothy Lane		1			1
MIAMI VASCULAR SURGERY			1	100%	1
FINLAY MEDICAL RESEARCH CORP			1	100%	1
NORTHEAST FLORIDA HEALTH SERVICES			1	100%	1
NORTH FLORIDA CHILD DEVELOPMENT, INC			1	100%	1
Kroger - KR070300083			1	100%	1
MODERN URGENT CARE			1	100%	1
Waddell Nursing & Rehab Center		1			1
RESIDENCES AT MIAMI / REIGN GARDENS LLC, THE			1	100%	1
JUPITER PEDIATRIC ASSOCIATES, PA			1	100%	1
1ST CHOICE URGENT CARE CENTER LLC			1	100%	1
ADVENTHEALTH MEDICAL GROUP PEDIATRICS DIABETES &			1	100%	1
NICKLAUS CHILDREN'S DORAL OUTPATIENT CENTER			1	100%	1
CALLE OCHO DIALYSIS			1	100%	1
UPMC NORTHWEST HOSPITAL			1	100%	1
GEORGETOWN URGENT CARE			1	100%	1
LIFELINK OF FLORIDA			1	100%	1
XSTREMEMD			1	100%	1
Kroger 523 - The Little Clinic Dickson			1	100%	1
SKIN WELLNESS PHYSICIANS LLC		1			1
MOSAIC MEDICAL CENTER MARYVILLE			1	100%	1
DOCTORS CARE - AIKEN MALL			1	100%	1
WELLMED AT LINEBAUGH AVE			1	100%	1
HEARTLAND REGIONAL MEDICAL CENTER		1			1
RAPID MEDLAB (002MO)		1			1
CVS NV9586POCT RENO		1			1
JOHN D. ARCHBOLD MEMORIAL HOSPITAL			1	100%	1
Kroger 400 - The Little Clinic Hartley Bridge Rd			1	100%	1
LAKE MARY DIALYSIS			1	100%	1
PATHOLOGYT & LAB MEDICINE SERVICES			1	100%	1
Kroger 909 - The Little Clinic Hamilton			1	100%	1
PROFESSIONAL DIALYSIS CENTER			1	100%	1
NORTH MIAMI BEACH SURGICAL CENTER			1	100%	1
Smg/North Jersey Hematology & Oncology		1			1
LABONE		1			1
CVS M05727POCT PLATTE CITY		1			1
HOME AIDE SVC OF EASTERN NY INC D/B/A		1			1
CVS OH2486POCT NILES			1	100%	1
PEDIATRIC PARTNERS OF ZEPHYRHILLS PA			1	100%	1
Villages of St.Peters		1			1
HPH HOME CARE			1	100%	1
BUFFALO CROSSINGS HEALTHCARE AND REHABILITATION CENTER			1	100%	1
PALM COAST DRAW STATION/AMERICAN HEALTH ASSOCIATES		1			1
FRASER MEMORIAL HOSPITAL			1	100%	1

COVID-19: testing by laboratory

Data through Feb 3, 2021 verified as of Feb 4, 2021 at 09:25 AM

Data in this report are provisional and subject to change.

The numbers in the table below represent the number of Florida and non-Florida residents for whom test results were received by the Department of Health. A person can be tested by more than one laboratory and can have both positive and negative results. **Therefore, the sum of the numbers in each column will be larger than the total number of people tested.**

Reporting lab	Inconclusive	Negative	Positive	Percent positive	Total
COMMONWEALTH OF VIRGINIA DIVISION OF CONSOLIDATED LABORATORY SERVICES			1	100%	1
UT HEALTH RGV CLINICAL LABORATORY			1	100%	1
SUNCOAST COMMUNITY HEALTH CENTERS INC		1			1
DW MCMILLAN MEMORIAL HOSPITAL LABORATORY			1	100%	1
BRADENTON DIALYSIS			1	100%	1
SELF REGIONAL HEALTHCARE			1	100%	1
CVS AZ5892POCT LAVEEN		1			1
AFTER HOURS CLINIC			1	100%	1
LAB PLUS, LLC AT ASCENSION SAINT THOMA		1			1
MIL LAKE HEALTHCARE CENTER INC PEDIATRICS			1	100%	1
Kroger 49 - The Little Clinic Wichita - 21st St.			1	100%	1
15 TO KNOW			1	100%	1
Country View of Sunbury			1	100%	1
CORPUS CHRISTI MEDICAL CENTER			1	100%	1
MOSOLF PEDIATRICS PA			1	100%	1
The Carrington		1			1
LAKE REGIONAL HEALTH			1	100%	1
SOUTHERN WINDS			1	100%	1
Hearthstone Nursing and Rehabilitation Center		1			1
Kroger 395 - The Little Clinic Blanchester		1			1
MED FIRST IMMEDIATE CARE AND FAMILY PRACTICE			1	100%	1
CAREHERE LLC			1	100%	1
CVS TX10016POCT PRINCETON		1			1
Kroger 541 - The Little Clinic Long Hollow Pike		1			1
ICARE		1			1
SLIDELL MEMORIAL HOSPITAL			1	100%	1
NORTHSIDE HOSPITAL DULUTH			1	100%	1
The Palms Nursing and Rehabilitation		1			1
MORGAN STANELY HEALTH CENTER		1			1
ENCOMPASS HEALTH REHABILITATION OF ALTAMONTE			1	100%	1
NEWTON MEMORIAL HOSPITAL		1			1
UF HEALTH THE VILLAGES			1	100%	1
PROVIDENCE ST PETER HOSPITAL		1			1
VIP FAMILY PRACTICE			1	100%	1
UHS BINGHAMTON GENERAL			1	100%	1
TREASURE COAST PRIMARY CARE		1			1
WALGREEN#12147		1			1
KANSAS CITY VA MEDICAL CENTER			1	100%	1
FLAGLER COUNTY BOARD OF COUNTY COMMISSIONERS			1	100%	1
BRIAN C GRINER MD LLC			1	100%	1
LITTLE COMPANY OF MARY HOSPITAL			1	100%	1
CAN COMMUNITY HEALTH, INC		1			1
EILEEN TURBESSI MD PA		1			1
WY RETIREMENT CENTER		1			1
CARESPOT - OCOEE			1	100%	1
MEDPOST - NORTH DALLAS			1	100%	1
Tremont Health & Rehabilitation Center		1			1

COVID-19: testing by laboratory

Data through Feb 3, 2021 verified as of Feb 4, 2021 at 09:25 AM

Data in this report are provisional and subject to change.

The numbers in the table below represent the number of Florida and non-Florida residents for whom test results were received by the Department of Health. A person can be tested by more than one laboratory and can have both positive and negative results. **Therefore, the sum of the numbers in each column will be larger than the total number of people tested.**

Reporting lab	Inconclusive	Negative	Positive	Percent positive	Total
PRACTITIONERS IN MOTION			1	100%	1
WINCHESTER HOSPITAL			1	100%	1
NANCY M WORTHINGTON MD PA			1	100%	1
Walgreens #5914		1			1
JMC TALLAHASSEE, LLC			1	100%	1
Cooperstown Center for Nursing and Rehabilitation		1			1
LAB PLUS, LLC			1	100%	1
ADVENT HEALTH - OWASA			1	100%	1
MED TECH CLINICAL LABORATORY		1			1
ASHLEY PEDICATRICS DAY AND NIGHT CLINIC			1	100%	1
FLORHAM PARK ENDOSCOPY CENTER		1			1
PRIMACARE MEDICAL LAKEWOOD			1	100%	1
THE CLINIC ON SIXTH			1	100%	1
MEDEXPRESS URGENT CARE CHICOPEE			1	100%	1
LUMICO LIFE INSURANCE COMPANY		1			1
PM PEDIATRICS PC			1	100%	1
LOPEZ		1			1
Birmingham Nursing & Rehab Center		1			1
LEHIGH REGIONAL WOUND CENTER			1	100%	1
LOURDES URGENT CARE			1	100%	1
WALGREENS #10854		1			1
MINUTE CLINIC DIAGNOSTICS OF IN, LLC #6252		1			1
GOLDING-GRANADO MEDICAL ASSOCIATES		1			1
ST JOHNS EPISCOPAL HOSPITAL SOUTH SHORE		1			1
HEALTH FIRST HOME CARE		1			1
Kroger 717 - The Little Clinic Dolphin Drive			1	100%	1
RIDGE OPTUM FLORIDA			1	100%	1
PULMONARY MEDICINE		1			1
PANCARE HEALTH - CARR ELEM & MIDDLE SCHOOL			1	100%	1
PHYSICIANS IMMEDIATE CARE			1	100%	1
WillowBrooke Court at Westminster Village		1			1
EMERGENCY CARE SERVICES LAB AT JFK MEDICAL CENTER			1	100%	1
ACCESS HEALTH CARE PHYSICIANS, LLC		1			1
HAYS CLINICAL LAB			1	100%	1
KROGER 915 - THE LITTLE CLINIC ANDERSON			1	100%	1
NORTH COUNTY MEDICAL LAB			1	100%	1
LANCASHIRE HALL NURSING AND REHABILITATION CENTER		1			1
GATEWAY HEALTHCARE, PC			1	100%	1
BROOKS REHAB			1	100%	1
MEMORIAL HERMANN MEDICAL GROUP-ATASCOCITA PEDS			1	100%	1
MEDICAL CENTER OF CENTRAL GEORGIA			1	100%	1
SEASONS HOSPICE AND PALLIATIVE CARE OF			1	100%	1
TUNIS STREET GROUP HOME		1			1
ANSWERS RESOURCE FACILITY		1			1
PATHLAB SERVICES			1	100%	1
ADVANCED INDIVIDUALIZED MEDICINE OF NAPLES			1	100%	1
WINTER GARDEN CHILDREN'S HEALTH CENTERS			1	100%	1

COVID-19: testing by laboratory

Data through Feb 3, 2021 verified as of Feb 4, 2021 at 09:25 AM

Data in this report are provisional and subject to change.

The numbers in the table below represent the number of Florida and non-Florida residents for whom test results were received by the Department of Health. A person can be tested by more than one laboratory and can have both positive and negative results. **Therefore, the sum of the numbers in each column will be larger than the total number of people tested.**

Reporting lab	Inconclusive	Negative	Positive	Percent positive	Total
Peninsula Nursing and Rehabilitation Center		1			1
NORTHERN KENTUCKY HEALTH DEPARTMENT			1	100%	1
PCR DIAGNOSTICS			1	100%	1
Kroger 923 - The Little Clinic Centerville		1			1
BROOKDALE PALM COAST		1			1
Harbert Hills Academy Nursing Home		1			1
MERCYONE DES MOINES MEDICAL CENTER			1	100%	1
TMH PHYSICIAN PARTNERS			1	100%	1
DECATUR MORGAN HOSPITAL - DECATUR GENE		1			1
HARDEE COUNTY FIRE RESCUE		1			1
NORTHEAST TEXAS DIALYSIS		1			1
ANDREWS INSTITUTE AMBULATORY SURGERY CENTER		1			1
ADVANTA LABS, LLC		1			1
ADVENTHEALTH MEDICAL GROUP OBSTETRICS			1	100%	1
THE WINDSOR ORTEGA		1			1
RICHICHI FAMILY HEALTH			1	100%	1
MICROBIOLOGY DEPARTMENT			1	100%	1
ACCURATE HEALTH SERVICES CORP			1	100%	1
Kroger 672 - The Little Clinic Bill Kennedy & Glenwood		1			1
PROVIDENCE LABORATORY SERVICES		1			1
HOSPICE OF MARION COUNTY INC			1	100%	1
LSU MEDICAL CENTER			1	100%	1
UF HEALTH - WILDLIGHT			1	100%	1
LIFESPAN HEALTH - SELMER		1			1
SOUTHEASTERN INTEGRATED MEDICAL PL			1	100%	1
Excel Care Center			1	100%	1
Kroger 532 - The Little Clinic Murfreesboro		1			1
LEE MEMORIAL HOSPITAL OUTPATIENT SURGERY CENTER			1	100%	1
CVS NH6596POCT HAMPTON		1			1
INTERNAL MEDICINE EMILIA MURRAY MD PA		1			1
MISSOURI DEPARTMENT OF HEALTH AND SENIOR SERVICES - STATE PH LAB		1			1
MERITUS MEDICAL CENTER			1	100%	1
MANHATTAN COLLEGE HEALTH SERVICES		1			1
IVY ROSEN MD PLLC		1			1
GOSHEN MEDICAL CENTER			1	100%	1
WELLMED AT FORT PIERCE		1			1
Life Care Center of Auburn		1			1
CRYSTAL RIVER FIRE DEPARTMENT			1	100%	1
MERCY GENERAL HOSPITAL			1	100%	1
UNIVERSITY OF MIAMI PRIMARY CARE SITE UMHC 3039			1	100%	1
BICKERTON, DAWN		1			1
MINUTECLINIC DIAGNOSTICS OF OKLAHOMA		1			1
Baypoint Healthcare Center			1	100%	1
AZALEALAND NURSING HOME		1			1
CVS PA6902POCT BRYN MAWR		1			1
UMASS MEMORIAL/MARLBORO HOSPITAL			1	100%	1
Ravenwood Speciality Care		1			1

COVID-19: testing by laboratory

Data through Feb 3, 2021 verified as of Feb 4, 2021 at 09:25 AM

Data in this report are provisional and subject to change.

The numbers in the table below represent the number of Florida and non-Florida residents for whom test results were received by the Department of Health. A person can be tested by more than one laboratory and can have both positive and negative results. **Therefore, the sum of the numbers in each column will be larger than the total number of people tested.**

Reporting lab	Inconclusive	Negative	Positive	Percent positive	Total
Manassas Health & Rehab			1	100%	1
WW Chem Auto SS			1	100%	1
Niles Nursing and Rehab. Center		1			1
BEAUMONT REFERENCE LABORATORY			1	100%	1
BAPTIST HEALTH SURGERY CENTER			1	100%	1
PROGENESIS INC			1	100%	1
MARTIN MEM FAMILY CARE AT ST LUCIE W			1	100%	1
NORTH BROWARD MEDICAL CENTER			1	100%	1
Sanford Health & Rehabilitation			1	100%	1
FOUNDATION LABORATORY			1	100%	1
FIRST CARE WALK IN CLINIC LLC			1	100%	1
ST MICHAEL'S ELITE MEDICAL HOSPITAL			1	100%	1
SUMMERFIELD PAIN MANAGEMENT			1	100%	1
Kroger 409 - The Little Clinic Hebron Marketplace			1	100%	1
EXPRESS PHARMACY INC		1			1
MISSION HOSPITAL			1	100%	1
MEDICAL CENTER			1	100%	1
Kroger 419 - The Little Clinic Farmington/Exeter		1			1
BAPTIST HOSPITAL LABORATORY			1	100%	1
MERITER LABORATORIES			1	100%	1
Manor Care Health Care Services - Williamsport North		1			1
LARKIN COMMUNITY HOSPITAL PALM SPRINGS CAMPUS			1	100%	1
NEW ERA HEALTH CENTER INC		1			1
Kroger 753 - The Little Clinic Goss Avenue		1			1
OCALA REGIONAL KIDNEY CENTER EAST			1	100%	1
Crowne Place Assisted Living		1			1
TRAVIS LEE THOMPSON MD			1	100%	1
INDIAN RIVER CLINICAL LABORATORY, INC.		1			1
Lynwood		1			1
NEW SMYRNA BEACH AMBULATORY CARE CTR			1	100%	1
PARTNERS IN PRIMARY CARE		1			1
COLLIER BLVD HMA PHYSICIANS MANAGEMENT LLC			1	100%	1
CARBON HEALTH			1	100%	1
Vibrantlife of El Paso Rehabilitation Center			1	100%	1
ELLIS HOSPITAL URGENT CARE CENTER LAB		1			1
LOUNDRY		1			1
LAKELAND REGIONAL HEALTH GRASSLANDS		1			1
KID FIXERS		1			1
CVS AZ5026POCT MESA		1			1
MEDICAL ASSOCIATES OF PINELLAS - LAB			1	100%	1
PRINCIPLE DIAGNOSTICS LLC			1	100%	1
PINEVILLE PHARMACY			1	100%	1
BRIDGEWATER PARK ASSISTED LIVING LLC			1	100%	1
DEPARTMENT OF HEALTH SERVICES			1	100%	1
HEALTH ALLIANCE			1	100%	1
SUTTER GOULD MEDICAL FOUNDATION			1	100%	1
VETERANS AFFAIRS MEDICAL CENTER - EAST ORANGE			1	100%	1

COVID-19: testing by laboratory

Data through Feb 3, 2021 verified as of Feb 4, 2021 at 09:25 AM

Data in this report are provisional and subject to change.

The numbers in the table below represent the number of Florida and non-Florida residents for whom test results were received by the Department of Health. A person can be tested by more than one laboratory and can have both positive and negative results. **Therefore, the sum of the numbers in each column will be larger than the total number of people tested.**

Reporting lab	Inconclusive	Negative	Positive	Percent positive	Total
MEDEXPRESS URGENT CARE - MYLAN			1	100%	1
TREASURE COAST COMMUNITY HEALTH INC			1	100%	1
ABBOTT LABORATORIES - OCCUPATIONAL HEALTH SERVICES			1	100%	1
BAPTIST HEALTH EXPRESS CARE			1	100%	1
Lutheran Community at Telford		1			1
CATHEDRAL GERONTOLOGY CENTER DBA CATHEDRAL CARES			1	100%	1
LCMC LAB SUBSECTION		1			1
Springdale Village		1			1
SAINT PETE MRI			1	100%	1
KENT		1			1
NEW MILFORD HOSPITAL			1	100%	1
LAKEWOOD RANCH MEDICAL GROUP LLC			1	100%	1
LEHIGH PULMONARY ASSOCIATES			1	100%	1
DEPT OF VA MEDICAL CENTER - MIAMI			1	100%	1
LAKESIDE MEDICAL CENTER		1			1
Kroger 441 - The Little Clinic Middletown		1			1
HEALTHCARE AND REHAB OF SANFORD			1	100%	1
NORTH SHORE HEMATOLOGY-ONCOLOGY ASSOCIATES PC		1			1
INDIAN RIDGE		1			1
EASTGENE LABORATORIES		1			1
ISLAND NURSING HOME			1	100%	1
Princeton Place			1	100%	1
MERRILL GARDENS AT CHAMPIONSGATE			1	100%	1
TITUS REGIONAL MEDICAL CENTER			1	100%	1
ST ANTHONY'S PINELLAS CARE CLINIC			1	100%	1
SPEARE MEMORIAL HOSPITAL			1	100%	1
NORTHSIDE FAMILY MEDICINE AND URGENT CARE (HOLLY SPRINGS)		1			1
CHRISTIANA HOSPITAL		1			1
MINUTECLINIC # 21110			1	100%	1
CVS IN6559POCT AVON		1			1
PALOMAR MEDICAL CENTER			1	100%	1
NEW YORK PRESBYTERIAN HOSPITAL			1	100%	1
KINDRED HOSPITAL SOUTH FLORIDA			1	100%	1
Medicalodges Neosho			1	100%	1
MAINE CENTER FOR DISEASE CONTROL AND PREVENTION			1	100%	1
CVS IL1773POCT TINLEY PARK		1			1
LAKE SUCCESS EXTENDED CARE		1			1
ST. MARY MEDICAL CENTER		1			1
LAREDO EMERGENCY ROOM			1	100%	1
FAMILY MEDICAL CENTER		1			1
SUREPOINT URGENT CARE PADRE ISLAND			1	100%	1
SOUTH TEXAS HEALTH SYSTEM ER - WARE ROAD			1	100%	1
EAST RIDGE RETIREMENT VILLAGE INC		1			1
CHAMBREL AT PINECASTLE			1	100%	1
Kroger 752 - The Little Clinic Central Station		1			1
Kroger 465 - The Little Clinic Oakley		1			1
CVS NC3319POCT CHARLOTTE		1			1

COVID-19: testing by laboratory

Data through Feb 3, 2021 verified as of Feb 4, 2021 at 09:25 AM

Data in this report are provisional and subject to change.

The numbers in the table below represent the number of Florida and non-Florida residents for whom test results were received by the Department of Health. A person can be tested by more than one laboratory and can have both positive and negative results. **Therefore, the sum of the numbers in each column will be larger than the total number of people tested.**

Reporting lab	Inconclusive	Negative	Positive	Percent positive	Total
CIMA MEDICAL CENTER			1	100%	1
CVS NC3853POCT BURLINGTON		1			1
SEWALLS POINT PHARMACY INC			1	100%	1
INTEGRATED GENETICS SEQUENOM		1			1
CANDLER HOSPITAL			1	100%	1
Kroger - KR070600172		1			1
HARDIN HEALTH INC		1			1
MOBILE INFIRMARY MEDICAL CENTER			1	100%	1
ST ANTHONYS PRIMARY CARE LLC/JACKSON STREET			1	100%	1
SOLARIS HEALTHCARE PLANT CITY		1			1
MEDEXPRESS URGENT CARE - CABOT			1	100%	1
Sage Bluff Health & Rehabilitation Center		1			1
VA OPTOMETRY CLINIC			1	100%	1
THE HEART HOSPITAL BAYLOR PLANO			1	100%	1
ACCESS FAMILY CARE LLC			1	100%	1
Florence Nursing and Rehabilitation Center		1			1
PRISMA HEALTH TUOMEY LABORATORY			1	100%	1
MEDICAL CITY NORTH HILLS			1	100%	1
SUSAN F. WILLIAMS M.D., P.A.			1	100%	1
GILBERT MEDICAL GROUP			1	100%	1
THEDACARE FAMILY MEDICINE GATEWAY			1	100%	1
CAN COMMUNITY HEALTH LLC		1			1
LIVINGSTON COUNTY DEPT OF HEALTH REPRO			1	100%	1
ST. VINCENT HOSPITAL			1	100%	1
THE LITTLE CLINIC, LLC			1	100%	1
PORTAGE MEDICAL CENTER			1	100%	1
USF PHYSICIANS GROUP			1	100%	1
COASTAL ER IX, PHYSICIANS PREMIER			1	100%	1
DERMDX, DIV OF AURORA DIAGNOSTICS/BERNHARDT LAB		1			1
TRIPLE O MEDICAL SERVICES INC			1	100%	1
DAUGHTERS OF SARAH NURSING CENTER		1			1
BARRINGTON TERRACE NAPLES			1	100%	1
Arch Plaza Nursing and Rehabilitation Center			1	100%	1
ER NEAR ME HULEN		1			1
FLORIDA ADVANCED MEDICAL AND DERM AESTHETICS LLC			1	100%	1
Monument Health Strugis Care Center		1			1
Robinson Terrace Rehabilitation and Nursing Center		1			1
CLINICAL TRIALS OF TAMPA LLC		1			1
OCEAN MEDICAL CENTER		1			1
BEAUMONT HOSPITAL			1	100%	1
SOUTH FLORIDA URGENT CARE CENTERS, LLC			1	100%	1
CVS IL2297144CV CHICAGO		1			1
HAWAII DEPARTMENT OF HEALTH LAB			1	100%	1
SUN CLINICAL LABORATORIES			1	100%	1
Lenbrook		1			1
JAX FAMILY CARE		1			1
METROPOLITAN			1	100%	1

COVID-19: testing by laboratory

Data through Feb 3, 2021 verified as of Feb 4, 2021 at 09:25 AM

Data in this report are provisional and subject to change.

The numbers in the table below represent the number of Florida and non-Florida residents for whom test results were received by the Department of Health. A person can be tested by more than one laboratory and can have both positive and negative results. **Therefore, the sum of the numbers in each column will be larger than the total number of people tested.**

Reporting lab	Inconclusive	Negative	Positive	Percent positive	Total
ANDERSON FAMILY MEDICINE			1	100%	1
LITTLE FALLS HOSPITAL LABORATORY		1			1
RHODE ISLAND DEPARTMENT OF HEALTH LABORATORIES			1	100%	1
CVS TX1057POCT SAN ANTONIO		1			1
HUNEYCUTT FAMILY PRACTICE			1	100%	1
LAKE COMMUNITY ACTION AGENCY		1			1
IVAN, MAYA			1	100%	1
JACKSON MADISON CO. GEN. HOSPITAL			1	100%	1
CAROMONT HEALTH			1	100%	1
HENRICO DOCTOR'S LABORATORY			1	100%	1
FLORIDA HOME HEALTH			1	100%	1
VISTA LAKE ASSISTED LIVING			1	100%	1
HELGEMO & LIOU PEDIATRICS			1	100%	1
MEDICAL CITY DENTON			1	100%	1
ST LUKES SURGICAL AT THE VILLAGES INC			1	100%	1
PEDRO L ORTEGA MD PA			1	100%	1
BAYOU URGENT CARE			1	100%	1
SAINT BARNABAS MEDICAL CENTER		1			1
HERNANDO CHILDREN'S			1	100%	1
Southwest Louisiana Veterans Home			1	100%	1
PALM BEACH DIABETES AND ENDOCRINE SPECIALISTS, PA			1	100%	1
THE LITTLE CLINIC LLC			1	100%	1
ORCHID TERRACE		1			1
HIBISCUS COURT			1	100%	1
BLACKBAG DIGITAL HEALTH LLC		1			1
THE NEW JEWISH HOME		1			1
CVS TX8321POCT MCKINNEY		1			1
ORLANDO HEALTH PHYSICIAN GROUP INC			1	100%	1
HAWKEYE CARE CENTER DUBUQUE		1			1
Kroger 390 - The Little Clinic North College Hill		1			1
ORMOND MEDICAL ARTS FAMILY PRACTICE PL			1	100%	1
DESERT HOSPITAL/CPHU CLINICAL LABORATORY			1	100%	1
NORTH FLORIDA FAMILY MEDICINE			1	100%	1
RIVERSIDE REGIONAL MED CENTER			1	100%	1
LAKEVIEW HEALTH CARE SYSTEM LLC			1	100%	1
TRAFALGAR DIALYSIS			1	100%	1
BELLMORE PEDIATRICS		1			1
ESCANDON DIAGNOSTIC CLINIC			1	100%	1
West Bay of Tampa Center			1	100%	1
BETHESDA DIALYSIS			1	100%	1
CVS MA447POCT NORTHAMPTON		1			1
ABSOLUTE QUICK CARE			1	100%	1
THOMAS HOSPITAL			1	100%	1
ESOTERIC LAB			1	100%	1
HIGHLAND PARK LAKEWOOD PRESTON HOLLOW			1	100%	1
SPECIALTY DRUG TESTING			1	100%	1
UNIVERSITY OF NORTH CAROLINA HOSPITALS			1	100%	1

COVID-19: testing by laboratory

Data through Feb 3, 2021 verified as of Feb 4, 2021 at 09:25 AM

Data in this report are provisional and subject to change.

The numbers in the table below represent the number of Florida and non-Florida residents for whom test results were received by the Department of Health. A person can be tested by more than one laboratory and can have both positive and negative results. **Therefore, the sum of the numbers in each column will be larger than the total number of people tested.**

Reporting lab	Inconclusive	Negative	Positive	Percent positive	Total
Valley View Health and Rehabilitation, LLC		1			1
WALGREENS #15291		1			1
Broomall Manor		1			1
CHI ST. LUKE'S HEALTH BCM MEDICAL CENTER			1	100%	1
PALM BEACH COUNTY HEALTH DEPT.			1	100%	1
DSI LABORATORIES-NAPLES-7TH			1	100%	1
CVS AZ69POCT PEORIA		1			1
AVALON MEDICAL GROUP			1	100%	1
SANTA ROSA PEDIATRICS			1	100%	1
DUKE UNIVERSITY POINT OF CARE TESTING PROGRAM			1	100%	1
SURGERY CENTER, THE			1	100%	1
ORMOND BEACH DIALYSIS			1	100%	1
MEDEXPRESS URGENT CARE - FORT SMITH		1			1
MEMORIAL HEALTH SYSTEM		1			1
LAS PALMAS MEDICAL CENTER			1	100%	1
PROMUS DIAGNOSTICS, LLC			1	100%	1
LYSTER MAIN LAB, FT RUCKER		1			1
PARKRIDGE MEDICAL CENTER			1	100%	1
CVS HEALTH, #5962		1			1
PALM COAST DIALYSIS		1			1
WEST CARVER MEDICAL ASSOCIATES		1			1
CAROLINAS HEALTHCARE SYSTEM LAB			1	100%	1
VAULT MEDICAL SERVICES			1	100%	1
TERRELL URGENT CARE			1	100%	1
YOUR HEALTH PEDIATRICS			1	100%	1
EUGENE T FINAN, MD			1	100%	1
UPSON REGIONAL MEDICAL CENTER			1	100%	1
UW MEDICINE CHU LAB			1	100%	1
DIVERSICARE OF BIG SPRINGS		1			1
FLORIDA EPIDEMIOLOGY PROGRAM			1	100%	1
MARTIN HEALTH PHYSICIAN GROUP			1	100%	1
ASSISTED LIVING AT TREZEVANT		1			1
NORTH WEST FLORIDA DIAGNOSTIC ENOCRINOLOGY CLINIC			1	100%	1
REELFOOT FAMILY WALK-IN CLINIC		1			1
SIMPLY HEALTHCARE AND WELLNESS CLINIC, PC			1	100%	1
NORTH OKALOOSA CLINIC CORP		1			1
GENESEE COUNTY HEALTH DEPARTMENT		1			1
CELEBRATION FAMILY PHYSICIANS LLC			1	100%	1
MEDSTAR HEALTH URGENT CARE			1	100%	1
Senatobia Healthcare & Rehab		1			1
VIVIAN SIMMONS FAMILY PRACTICE			1	100%	1
DR. G'S URGENT CARE			1	100%	1
GRADY MEMORIAL HOSPITAL/MICRO			1	100%	1
PATIENT FIRST-GENERAL BOOTH			1	100%	1
FAMILY MEDICAL CLINIC KENDALL LLC			1	100%	1
DEPARTMENT OF HEALTH AND ENVIRONMENTAL CONTROL			1	100%	1
CVS NV5942POCT LAS VEGAS		1			1

COVID-19: testing by laboratory

Data through Feb 3, 2021 verified as of Feb 4, 2021 at 09:25 AM

Data in this report are provisional and subject to change.

The numbers in the table below represent the number of Florida and non-Florida residents for whom test results were received by the Department of Health. A person can be tested by more than one laboratory and can have both positive and negative results. **Therefore, the sum of the numbers in each column will be larger than the total number of people tested.**

Reporting lab	Inconclusive	Negative	Positive	Percent positive	Total
AMERICAN LAB LLC		1			1
TAMPA GENERAL MEDICAL GROUP LABORATORY HEALTHPARK			1	100%	1
LIFEGUARD AMBULANCE SERVICE LLC - BAY COUNTY			1	100%	1
Portsmouth Health and Rehab			1	100%	1
Kroger 519 - The Little Clinic Staples Mill Road		1			1
LAKE MARY PEDIATRICS			1	100%	1
MINUTECLINIC MINUTECLINIC #3665		1			1
bishop rehabilitation and nursing center		1			1
MID FLORIDA COMMUNITY SERVICES			1	100%	1
WEST PENSACOLA DIALYSIS CENTER			1	100%	1
BAPTIST HEALTH PRIMARY CARE AT DORAL			1	100%	1
GOOD PEDIATRICS			1	100%	1
SMITH			1	100%	1
MEDICAL ASSOCIATES OF THE SHOALS		1			1
Fairhaven Retirement Community		1			1
777 URGENT CARE			1	100%	1
MEDEXPRESS URGENT CARE, MOSSIDE		1			1
NEW YORK CITY DEPARTMENT OF HEALTH			1	100%	1
PEDIATRIC URGENT CARE CENTR OF FORT WORTH-LA GRAN			1	100%	1
BETHESDA HEALTH PHYSICIANS GROUP		1			1
CARTERSVILLE MEDICAL CENTER			1	100%	1
KIDS CARE PEDIATRICS PA			1	100%	1
WEST VIRGINIA UNIVERSITY HOSPITALS			1	100%	1
RCP OF MEMORIAL WEST			1	100%	1
SPARTANBURG REGIONAL MEDICAL CENTER			1	100%	1
MEDEXPRESS URGENT CARE - MARTINSVILLE		1			1
MC DIAGNOSTIC OF CONNECTICUT, PC #252			1	100%	1
LADY OF THE SEA HOSPITAL LAB			1	100%	1
OHIOHEALTH URGENT CARE			1	100%	1
DAYTONA BEACH HEALTH AND REHAB CENTER		1			1
Kroger 531 - The Little Clinic Waterville		1			1
MEMORIAL HERMANN KATY HOSPITAL			1	100%	1
APPLING NURSING & REHABILITATION PAVIL		1			1
TENNOVA HEALTHCARE - CLEVELAND			1	100%	1
CVS MA957POCT WEST SPRINGFIELD		1			1
INDIGO PALMS			1	100%	1
CVS CT288POCT BRISTOL		1			1
FAMILY MEDICAL CENTERS			1	100%	1
STAMFORD HOSPITAL			1	100%	1
INDIANA STATE DEPARTMENT OF HEALTH CLINIC MICROBIOLOGY		1			1
ABSOLUTE CAREGIVERS HOME HEALTH AGENCY INC			1	100%	1
Kroger 699 - The Little Clinic Smyrna		1			1
MINUTECLINIC DIAG OF IND, LLC #6250		1			1
C A R E S		1			1
PENNY PEDIATRICS		1			1
PUBLIX PHARMACY #1114			1	100%	1
NORTH MANATEE HEALTH CARE CENTER			1	100%	1

COVID-19: testing by laboratory

Data through Feb 3, 2021 verified as of Feb 4, 2021 at 09:25 AM

Data in this report are provisional and subject to change.

The numbers in the table below represent the number of Florida and non-Florida residents for whom test results were received by the Department of Health. A person can be tested by more than one laboratory and can have both positive and negative results. **Therefore, the sum of the numbers in each column will be larger than the total number of people tested.**

Reporting lab	Inconclusive	Negative	Positive	Percent positive	Total
EVEXIA DIAGNOSTICS			1	100%	1
Heartland Health Care Center Jacksonville			1	100%	1
CVS OH4359POCT HUDSON		1			1
SIGNATURE CARE COLLEGE STATION			1	100%	1
ATLANTIC DIAGNOSTICS			1	100%	1
FLORIDA HOSPITAL TRANSPLANT CENTER		1			1
NORTH CAROLINA STATE LABORATORY OF PUBLIC HEALTH, SPECTRUM LAB NETWORK			1	100%	1
Fairview			1	100%	1
CHILDRENS SPECIALIST PEDIATRIC PULMMOLOGY &			1	100%	1
TREASURE COAST URGENT & FAMILY CARE			1	100%	1
GOSHEN HOSPITAL			1	100%	1
PENSACOLA PATHOLOGY		1			1
STARLING AT SAN JOSE			1	100%	1
Memorial Health Care Center			1	100%	1
CVS GA7064POCT STOCKBRIDGE		1			1
SANITAS RESEARCH LLC			1	100%	1
Bethel Lutheran Nursing & Rehabilitation Center		1			1
MONMOUTH MEDICALC ENTER		1			1
ORLANDO PHYSICIAN NETWORK		1			1
MEDEXPRESS URGENT CARE - PATRICK STREE			1	100%	1
CLEVELAND CLINIC OHIO LABORATORIES			1	100%	1
CVS SC1540POCT MYRTLE BEACH		1			1
MEDEXPRESS URGENT CARE - HADLEY		1			1
MEDCOR INC			1	100%	1
HORIZON MEDICAL CENTER			1	100%	1
FLORIDA HEALTH CARE MEDICAL GROUP		1			1
EDWARD HOSPITAL			1	100%	1
SANTA MONICA CA-UCLA MC			1	100%	1
CVS OH3301POCT WOODMERE		1			1
Elm Crest Senior Living Community		1			1
FAYETTE MEDICAL CENTER LAB		1			1
OXY-GENLAB			1	100%	1
TITUSVILLE REHABILITATION AND NURSING CENTER		1			1
Kroger 444 - The Little Clinic Dent		1			1
CVS CA9715POCT THOUSAND OAKS		1			1
BAYSHORE DIALYSIS			1	100%	1
CACERES SPECIALIZED GYNECOLOGY		1			1
MINUTE CLINIC DIAGNOSTIC PA			1	100%	1
FLORIDA CLINICAL LABORATORY INC DBA			1	100%	1
BAYCARE OUTREACH LAB WH SOUTH			1	100%	1
HOLLAND COMMUNITY HOSPITAL		1			1
CVS KY4779POCT LOUISVILLE		1			1
REFERENCE LABORATORY			1	100%	1
LIMA MEMORIAL HOSPITAL			1	100%	1
ORLANDO HEALTH MEDICAL GROUP			1	100%	1
HALIFAX HEALTH PRIMARY CARE			1	100%	1
CARENOW MIDTOWN			1	100%	1

COVID-19: testing by laboratory

Data through Feb 3, 2021 verified as of Feb 4, 2021 at 09:25 AM

Data in this report are provisional and subject to change.

The numbers in the table below represent the number of Florida and non-Florida residents for whom test results were received by the Department of Health. A person can be tested by more than one laboratory and can have both positive and negative results. **Therefore, the sum of the numbers in each column will be larger than the total number of people tested.**

Reporting lab	Inconclusive	Negative	Positive	Percent positive	Total
TRIHEALTH			1	100%	1
Long Beach Care Center			1	100%	1
ST VINCENTS AMBULATORY CARE INC			1	100%	1
CHILDREN'S MEDICAL CENTER-EAST ORLANDO			1	100%	1
PEDIATRIC ASSOCIATES - MIAMI LAKES		1			1
CROZER-CHESTER MEDICAL CENTER			1	100%	1
APS-SUMMIT CARE PHARMACY, LLC DBA OMNICARE		1			1
WATERS EDGE ELEMENTARY SCHOOL			1	100%	1
CVS IL2798POCT CHICAGO			1	100%	1
Sears Coastal Nursing and Rehab		1			1
MARQUETTE GENERAL HOSPITAL			1	100%	1
BORINQUEN HEALTH CENTER			1	100%	1
HEART HOSPITAL OF LAFAYETTE: EMERGENCY ROOM			1	100%	1
CHIPLEY DIALYSIS			1	100%	1
OAKWOOD HOSPITAL - SOUTHSORE			1	100%	1
Virginia Gay Nursing and Rehab		1			1
ST JOHNS PEDIATRICS PA		1			1
WMC HEALTH GROUP OF KISSIMMEE LLC			1	100%	1
BRITTNEY WHELIHAN IRWIN ARNP LLC			1	100%	1
WRIGHT PATTERSON AFB MEDICAL CENTER			1	100%	1
LIFELINK TRANSPLANT INSTITUTE LAB			1	100%	1
FLORIDA CLINICAL RESEARCH CENTER, LLC			1	100%	1
FIRST CARE OF GAINESVILLE			1	100%	1
UNITED HEALTHCARE			1	100%	1
BRUSHY CREEK FAMILY HOSPITAL			1	100%	1
HAVASU REGIONAL MEDICAL CENTER			1	100%	1
RESTORE MEDICAL PARTNERS PLLC			1	100%	1
JOHNSON & JOHNSON VISION CARE-VISTAKON			1	100%	1
CHOTA COMMUNITY HEALTH SERVICES		1			1
PALM WEST INTERNIST PA			1	100%	1
KIDSVILLE PEDIATRICS IV PA		1			1
Regency Square			1	100%	1
WEST FLORIDA HOSPITAL LABORATORY			1	100%	1
NORDX			1	100%	1
STEPHENS COUNTY HOSPITAL			1	100%	1
APOLLOMDX LLC			1	100%	1
Kroger 929 - The Little Clinic Corryville		1			1
FLORIDA DEPARTMENT OF HEALTH IN CITRUS COUNTY		1			1
SOMA MEDICAL CENTER PA #3 PALOMINO			1	100%	1
EDGAR PRICE FAMILY & CHILDREN HEALTHCARE CENTER			1	100%	1
CORDOVA FAMILY PRACTICE			1	100%	1
EASTSIDE MEDICAL CLINIC		1			1
TENNOVA ER - SANGO			1	100%	1
MEDEXPRESS URGENT CARE - LAWRENCE		1			1
MEDEXPRESS URGENT CARE - DERBY N ROCK		1			1
BNJ		1			1
WEST BOYNTON DIALYSIS			1	100%	1

COVID-19: testing by laboratory

Data through Feb 3, 2021 verified as of Feb 4, 2021 at 09:25 AM

Data in this report are provisional and subject to change.

The numbers in the table below represent the number of Florida and non-Florida residents for whom test results were received by the Department of Health. A person can be tested by more than one laboratory and can have both positive and negative results. **Therefore, the sum of the numbers in each column will be larger than the total number of people tested.**

Reporting lab	Inconclusive	Negative	Positive	Percent positive	Total
SPECTRUM LABORATORY			1	100%	1
Carington Park			1	100%	1
HEALTHPARTNERS HUDSON CLINIC			1	100%	1
REGIONAL MEDICAL LABORATORY			1	100%	1
Court House Center		1			1
WINNIFRED ASSISTED LIVING FACILITY INC		1			1
ManorCare Rehab Center of Marietta		1			1
NYU WINTHROP LABORATORY		1			1
COLONIAL VILLA GOOD SAMARITAN CENTER		1			1
BAPTIST MEDICAL PLAZA AT WESTCHESTER			1	100%	1
SEACOAST PATHOLOGY PROFESSIONAL ASSOC		1			1
EXCEPTIONAL EMERGENCY CENTER			1	100%	1
El Paso Health Care Center			1	100%	1
Kroger 682 - The Little Clinic New Holland Market			1	100%	1
VISTA DEL SOL MED ASSOC		1			1
BRANDON OUTREACH CLINIC			1	100%	1
NASSAU COUNTY HEALTH DEPARTMENT		1			1
CVS CA9606POCT TEMECULA		1			1
HEALTH EXPRESS		1			1
GEORGE WASHINGTON UNIVERSITY HOSPITAL			1	100%	1
CHILDREN'S MEMORIAL HOSPITAL			1	100%	1
LAKE MARY OPTUM FLORIDA			1	100%	1
ULTIMATE ANALYSIS LABORATORY			1	100%	1
WELLNOW URGENT CARE-OSWEGO			1	100%	1
PHYSICIANS PRIMARY CARE LEHIGH PEDS			1	100%	1
MOUNT SINAI COMPREHENSIVE CANCER CENTER			1	100%	1
OPTIMAL MEDICINE INC		1			1
PRIMEX CLINICAL LABORATORIES INC			1	100%	1
Bivins Pointe			1	100%	1
LOWER KEYS COMMUNITY HEALTH CENTER			1	100%	1
Kroger 518 - The Little Clinic Hermitage		1			1
VIRGINIA UROLOGY		1			1
COMMUNITY MEDICAL CENTER-ORANGE CITY		1			1
BETHESDA HOSPITAL			1	100%	1
SHP WESTCHESTER LLC		1			1
HALEYVILLE HEALTH CARE CENTER		1			1
ARCADIA DIALYSIS CENTER			1	100%	1
JACK M MATHENY II MD			1	100%	1
BEST CARE COMMUNITY AND FAMILY HEALTH CENTER INC			1	100%	1
MID-FLORIDA CANCER CENTERS		1			1
TEVAPHARM			1	100%	1
KIDSVILLE PEDIATRICS III PA			1	100%	1
CERMAK HEALTH SERVICES			1	100%	1
NSPIRE HEALTHCARE PLANTATION			1	100%	1
INHEALTH LIFE SCIENCES LLC			1	100%	1
ADVANCED RESEARCH AND DIAGNOSTIC LABORATORY UNIVERSITY OF MINNESOTA			1	100%	1
ATHENS LIMESTONE HOSPITAL		1			1

COVID-19: testing by laboratory

Data through Feb 3, 2021 verified as of Feb 4, 2021 at 09:25 AM

Data in this report are provisional and subject to change.

The numbers in the table below represent the number of Florida and non-Florida residents for whom test results were received by the Department of Health. A person can be tested by more than one laboratory and can have both positive and negative results. **Therefore, the sum of the numbers in each column will be larger than the total number of people tested.**

Reporting lab	Inconclusive	Negative	Positive	Percent positive	Total
SUNCOAST PRIMARY CARE LLC			1	100%	1
PLEASANT RIDGE MANOR WEST		1			1
MINUTE CLINIC DIAGNOSTIC OF VIRGINIA, LLC #6292		1			1
MEMORIAL HOSPITAL OF TAMPA			1	100%	1
UABC			1	100%	1
Acts Manor House		1			1
NORWALK HOSPITAL			1	100%	1
BLAKE AT PENSACOLA OPERATION CO, LLC, THE			1	100%	1
MED-LAKE LABORATORY			1	100%	1
QC LABORATORY			1	100%	1
MEDONE URGENT CARE			1	100%	1
STONECREST MEDICAL CENTER		1			1
INTERNAL MEDICINE GROUP OF CENTRAL FLORIDA			1	100%	1
UCH LAB			1	100%	1
COMMUNITY			1	100%	1
SOUTHWEST REGIONAL PCR LABORATORY			1	100%	1
MEDEXPRESS URGENT CARE - CONWAY		1			1
NATIONAL INSTITUTES OF HEALTH CLINICAL CENTER			1	100%	1
Kroger 667 - The Little Clinic Litchfield Park		1			1
CAREWELL 203			1	100%	1
Oregon Veterans Home The Dalles		1			1
FULGENT GENETICS HOUSTON		1			1
CVS NV3210POCT LAS VEGAS		1			1
HERNANDO COUNTY HEALTH DEPT			1	100%	1
PALM BEACH DIGESTIVE ASSOCIATES			1	100%	1
Walgreens #9278		1			1
USC VERDUGO HILLS HOSPITAL			1	100%	1
ALLIED PHYSICIANS GROUP		1			1
ATRIA TAMARAC			1	100%	1
Kroger 368 - The Little Clinic Frankfort West		1			1
Victory Health and Rehabilitation			1	100%	1
ST MARY'S OF SAGINAW		1			1
BERKSHIRE MEDICAL CENTER			1	100%	1
CVS MA1006POCT BROCKTON		1			1
STEWARD FLORIDA ALF, INC			1	100%	1
MEDEXPRESS URGENT CARE - RUSSELLVILLE, W MAIN ST		1			1
CVS SC2250POCT COLUMBIA		1			1
CUSTOM SCRIPTS PHARMACY		1			1
A G RHODES HOME AT WESLEY WOODS		1			1
SANTA CLARA VALLEY MEDICAL CENTER			1	100%	1
MDS PHARMA SERVICES		1			1
Alden North Shore			1	100%	1
MEDEXPRESS-DOVER		1			1
IRA FIALKO DO			1	100%	1
BOND COUNTY HEALTH DEPARTMENT			1	100%	1
MERCY – NORTH IOWA			1	100%	1
Strasburg Care Center		1			1

COVID-19: testing by laboratory

Data through Feb 3, 2021 verified as of Feb 4, 2021 at 09:25 AM

Data in this report are provisional and subject to change.

The numbers in the table below represent the number of Florida and non-Florida residents for whom test results were received by the Department of Health. A person can be tested by more than one laboratory and can have both positive and negative results. **Therefore, the sum of the numbers in each column will be larger than the total number of people tested.**

Reporting lab	Inconclusive	Negative	Positive	Percent positive	Total
CARESPOT EXPRESS HEALTHCARE BOYNTON BEACH			1	100%	1
Shoreline Care Center			1	100%	1
INTERMOUNTAIN HEALTHCARE LABORATORY SERVICES			1	100%	1
SOUTHWEST FLORIDA DIVISION LAB			1	100%	1
NEVADA DEPARTMENT OF HEALTH AND HUMAN SERVICES			1	100%	1
SACRED HEART HEALTH SYSTEM- MIDWIFE PROGRAM			1	100%	1
PEACHEALTH LABORATORIES		1			1
JUPITER MEDICAL CENTER INC			1	100%	1
COLOMBO'S PHARMACY		1			1
CLERMONT PEDIATRICS, PA			1	100%	1
HARRIS URGENT CARE CENTER			1	100%	1
Ash Flat Healthcare and Rehabilitation Center			1	100%	1
BAYFRONT HEAL WOUND CARE AND HYPERBARIC CENTER			1	100%	1
Walgreens #5065		1			1
TAMPA HEALTH CARE PROVIDERS PA		1			1
Hillside Rehab and Care Center			1	100%	1
PHYSICIANS PREMIER			1	100%	1
DEBORAH HEART AND LUNG CENTER		1			1
Brynwood Health & Rehabilitation Center			1	100%	1
RAYMOND F CARON MD			1	100%	1
TRUSTBRIDGE			1	100%	1
CENTRAL TX MEDICAL CENTER - LAB			1	100%	1
CFCH - FROSTPROOF			1	100%	1
TANGLEWOOD MANOR		1			1
HENRY FORD WEST BLOOMFIELD HOSPITAL			1	100%	1
Kroger 522 - The Little Clinic Gahanna		1			1
SHAH			1	100%	1
CONWAY - SHERWOOD URGENT CARE			1	100%	1
EXCEL URGENT CARE OF NJ			1	100%	1
Imperial Healthcare Centre			1	100%	1
CVS IL8750POCT CHICAGO		1			1
WINTER PARK MEMORIAL HOSPITAL LABORATORY		1			1
FLAGLER CARE CENTER			1	100%	1
LEXINGTON HOSPITAL CORPORATION			1	100%	1
BOLLES SCHOOL, THE			1	100%	1
PEDIATRIC PARTNERS			1	100%	1
WOOD COUNTY HEALTH DEPARTMENT			1	100%	1
BAYMEADOWS PEDIATRIC CARE		1			1
SANFORD LABORATORIES WATERTOWN			1	100%	1
PREMIER PEDIATRICS			1	100%	1
MT SINA1 HOSPICE			1	100%	1
FLAGLER PROFESSIONAL HEALTH CARE SERVICES INC		1			1
RIVERSIDE MEDICAL CENTER		1			1
UNIVERSITY OF SOUTH FLORIDA			1	100%	1
Heartland of Perrysburg		1			1
HENRY FORD HOSPITAL			1	100%	1
URGENT CARE OF COASTAL GEORGIA			1	100%	1

COVID-19: testing by laboratory

Data through Feb 3, 2021 verified as of Feb 4, 2021 at 09:25 AM

Data in this report are provisional and subject to change.

The numbers in the table below represent the number of Florida and non-Florida residents for whom test results were received by the Department of Health. A person can be tested by more than one laboratory and can have both positive and negative results. **Therefore, the sum of the numbers in each column will be larger than the total number of people tested.**

Reporting lab	Inconclusive	Negative	Positive	Percent positive	Total
JOSEPH SCHENKER MD PC		1			1
GIBSON AREA PRIMARY CARE			1	100%	1
Diversicare of Smyrna		1			1
CHESAPEAKE REGIONAL MEDICAL CENTER			1	100%	1
441 URGENT CARE CENTER - BROWNWOOD			1	100%	1
BROOKSHIRE, THE			1	100%	1
Falmouth By The Sea			1	100%	1
University Plaza Rehabilitation and Nursing			1	100%	1
Pinnacle Assisted Living			1	100%	1
MEDEXPRESS URGENT CARE-MEADVILLE			1	100%	1
MINUTECLINIC DIAG OF IND, LLC #4368		1			1
Carrollton Manor Inc		1			1
LAKE LURE HEALTH CENTER			1	100%	1
STERLING HOUSE OF PORT ORANGE		1			1
Cottage of the Shoals		1			1
ULTIMATE KIDNEY CARE			1	100%	1
TEXAS HEALTH ARLINGTON MEMORIAL		1			1
Community Compassion Center of Batesville			1	100%	1
THE CHRIST HOSPITAL			1	100%	1
BLOOD SYSTEMS LABORATORIES			1	100%	1
SOUTHERN SPRINGS HEALTH CARE		1			1
GOOD SAMARITAN SOCIETY-FOREST CITY		1			1
ADVENTHEALTH MEDICAL GROUP FAMILY AND INTERNAL			1	100%	1
MAURY REGIONAL MEDICAL CENTER		1			1
FRESENIUS SOUTH FORT MYERS		1			1
LEELANAU OPCO, LLC		1			1
MID FLORIDA BIOLOGICALS			1	100%	1
Walgreens #3661		1			1
Lemont Nursing and Rehab Center			1	100%	1
ROSE HAVEN NURSING CENTER		1			1
VA ST LOUIS HEALTH CARE SYSTEM			1	100%	1
PEDRO MENENDEZ HEALTH CENTER AT ST JOHNS			1	100%	1
FALKVILLE HEALTHCARE		1			1
COMMUNITY HEALTH CENTERS OF PINELLAS, INC			1	100%	1
CITRONELLE HEALTH AND REHABILITATION CENTER		1			1
Livingston County Center for Nursing and Rehabilitation		1			1
CARENOW-MONTGOMERY			1	100%	1
Baptist Village Retirement Communities		1			1
WAKULLA URGENT CARE & DIAGNOSTIC			1	100%	1
DILELLA			1	100%	1
SKYRIDGE CLINICAL ASSOCIATES		1			1
FLORIDA MEDICAL CLINIC PA GI			1	100%	1
ManorCare Health Services Camp Hill		1			1
SUNCOAST RESEARCH GROUP LLC			1	100%	1
SIPERSTEIN DERMATOLOGY LLC			1	100%	1
OMAHA VA MEDICAL CENTER			1	100%	1
CVS MD1515POCT LEONARDTOWN		1			1

COVID-19: testing by laboratory

Data through Feb 3, 2021 verified as of Feb 4, 2021 at 09:25 AM

Data in this report are provisional and subject to change.

The numbers in the table below represent the number of Florida and non-Florida residents for whom test results were received by the Department of Health. A person can be tested by more than one laboratory and can have both positive and negative results. **Therefore, the sum of the numbers in each column will be larger than the total number of people tested.**

Reporting lab	Inconclusive	Negative	Positive	Percent positive	Total
STATE OF CALIFORNIA DOH SERVICES			1	100%	1
CAREWELL URGENT CARE FITCHBURG			1	100%	1
QUEST INC			1	100%	1
CARENOW LAKE WORTH			1	100%	1
QUALITY CLINICAL LAB LLC			1	100%	1
FLORIDA KEYS PED AND ADOLES CTR			1	100%	1
CVS SC4286POCT EASLEY		1			1
OCALA REGIONAL DIALYSIS- NORTH			1	100%	1
SOUTHERN HILLS MEDICAL CENTER			1	100%	1
UUHC - REDSTONE HEALTH CENTER LABORATORY			1	100%	1
CVS IN6608POCT NEW PALESTINE			1	100%	1
CVS SC5479POCT INDIAN LAND		1			1
ANY LAB TEST FAST CORP			1	100%	1
VIVEX/UMTB BIOMEDICAL			1	100%	1
Monument Health Custer Care Center		1			1
HAMILTON CI MAIN UNIT ANNEX/ WORK CAMP			1	100%	1
OPTUM MEDICAL CLINIC IN ROCKRIMMON			1	100%	1
HEALTHCARE ASSOCIATES OF IRVING, LLP			1	100%	1
Cortland Acres Association		1			1
FLORIDA MEDICAL CENTER			1	100%	1
MADISON FACILITY INC			1	100%	1
SOUTHEASTERN PATHOLOGY ASSOCIATES			1	100%	1
MARYWOOD NURSING CARE CENTER		1			1
CLINICAL CARE CENTER, INC			1	100%	1
AMICUS MEDICAL CENTER LLC			1	100%	1
Big River Nursing and Rehab		1			1
CVS M08595POCT RAYMORE		1			1
Chateau Girardeau			1	100%	1
BAPTIST MINOR MEDICAL CENTER			1	100%	1
Kroger - KR003500568			1	100%	1
CRUSADER COMMUNITY HEALTH			1	100%	1
CENTRAL ALABAMA HEALTH CARE SYSTEM			1	100%	1
CTMD MEDICAL CENTER, PA			1	100%	1
LEGACY AT HIGHWOODS PRESERVE		1			1
BHS PHYSICIAN NETWORK			1	100%	1
MD NOW URGENT CARE			1	100%	1
SYNERGENE LABORATORY			1	100%	1
ST VINCENT'S AMBULATORY CARE INC			1	100%	1
NEW ERA COMMUNITY HEALTH CENTER LLC		1			1
PALMETTO PRIMARY CARE PHYSICIANS			1	100%	1
ELITE MEDICAL LABORATORY SOLUTIONS LLC			1	100%	1
BIOMERIEUX			1	100%	1
AURORA MEDICAL CENTER-KENOSHA			1	100%	1
WASHINGTONVILLE PHARMACY INC		1			1
CLARKSVILLE HEALTH SYSTEM			1	100%	1
HALIFAX HEALTH PRIMARY CARE ORMOND			1	100%	1
DOCTORS MEMORIAL HOSP HOME HEALTH CARE		1			1

COVID-19: testing by laboratory

Data through Feb 3, 2021 verified as of Feb 4, 2021 at 09:25 AM

Data in this report are provisional and subject to change.

The numbers in the table below represent the number of Florida and non-Florida residents for whom test results were received by the Department of Health. A person can be tested by more than one laboratory and can have both positive and negative results. **Therefore, the sum of the numbers in each column will be larger than the total number of people tested.**

Reporting lab	Inconclusive	Negative	Positive	Percent positive	Total
FHPG SURGICAL ASSOCIATES OF EAST PASCO			1	100%	1
BROADWAY HEALTH FLORIDA MEDICAL CLINIC URGENT CARE			1	100%	1
AVERA ST. MARY'S HOSPITAL			1	100%	1
Kroger 777 - The Little Clinic Shelbyville		1			1
ST JOHNS MEDICAL CENTER		1			1
MT CARMEL PHARMACY INC		1			1
Glen Oaks Health and REhabilitation		1			1
TITUSVILLE CENTER FOR SURGICAL EXCELLENCE LLC		1			1
MED BAR LLC		1			1
KANA MEDICAL			1	100%	1
CVS PA1296POCT DREXEL HILL		1			1
FAIRFIELD MEDICAL CENTER			1	100%	1
IM&P WELLNES CENTER			1	100%	1
MANOR CARE OF DELRAY BEACH FL LLC		1			1
CONCORDIA MANOR			1	100%	1
HILTON HEAD HOSPITAL/INPATIENT			1	100%	1
KIOSK MEDICINE OF KENTUCKY LLC		1			1
LAMARQUE DIALYSIS			1	100%	1
ASHLEY CLINICAL DIAGNOSTIC LABORATORY			1	100%	1
ROYAL PALM PEDIATRICS			1	100%	1
MISSION HOSPITAL – MEMORIAL CAMPUS			1	100%	1
SIGNATURE CARE MEMORIAL CITY			1	100%	1
ST. JOHN HOSPITAL & MEDICAL CENTER			1	100%	1
ARIZA WELLNESS CARE LLC			1	100%	1
Advanced Rehabilitation of Vernon		1			1
Birmingham Nursing and Rehabilitation East LLC		1			1
Sunnybrook Rehabilitation Center			1	100%	1
CAREHERE HUDSON BAY			1	100%	1
SACRED HEART HOSPITAL NURSING			1	100%	1
SPHERE DX			1	100%	1
BASCOM PALMER EYE INSTITUTE			1	100%	1
QLABS			1	100%	1
CVS CA9721POCT ARCADIA		1			1
NF Escambia, LLC DBA Olive BranchHealth and Rehabilitaion Center			1	100%	1
SUPERKIDS PEDIATRICS			1	100%	1
WOODHILLS LABS			1	100%	1
ALLIANCE LABORATORY SERVICES			1	100%	1
RURAL/METRO MIDSOUTH,		1			1
RAMBAM URGENT CARE			1	100%	1
ADVANCED CARDIOVASCULAR DIAGNOSTICS OF FL			1	100%	1
SELECT MEDICAL CLINIC			1	100%	1
ST CATHERINE HOSPITAL LABORATORY			1	100%	1
ADVENTHEALTH PHYSICIAN GROUP – APPLEWOOD			1	100%	1
MEDEXPRESS URGENT CARE - ROSS TOWNSHIP		1			1
WESLEY MEDICAL CENTER			1	100%	1
Bay View Nursing and Rehabilitation Center			1	100%	1
Rio Grande City Nursing and Rehab Center			1	100%	1

COVID-19: testing by laboratory

Data through Feb 3, 2021 verified as of Feb 4, 2021 at 09:25 AM

Data in this report are provisional and subject to change.

The numbers in the table below represent the number of Florida and non-Florida residents for whom test results were received by the Department of Health. A person can be tested by more than one laboratory and can have both positive and negative results. **Therefore, the sum of the numbers in each column will be larger than the total number of people tested.**

Reporting lab	Inconclusive	Negative	Positive	Percent positive	Total
PREMIER MOBILE HEALTH SERVICES, LLC			1	100%	1
Kroger 353 - The Little Clinic Harpers Point		1			1
DIGESTIVE DISEASE CARE PC		1			1
DISCOVERY AT HOME, LLC			1	100%	1
ST JOHN'S HOME CARE			1	100%	1
WATERTOWN URGENT CARE		1			1
WEST FLORIDA MEDICAL ASSOCIATES, PA			1	100%	1
SAN JOSE CLINIC		1			1
MEADOWS PARK HEALTH AND REHABILITATION		1			1
COBLESKILL REGIONAL HOSPITAL		1			1
ENZO LABS INC			1	100%	1
BAYLOR SCOTT & WHITE MEDICAL SURGICAL CLINIC			1	100%	1
Kroger 907 - The Little Clinic Holland		1			1
FAIRVIEW SOUTHDALE			1	100%	1
MEDICAL ASSOCIATES OF BREVARD LLC		1			1
NHC HealthCare St. Charles		1			1
CARESPOT - LEE VISTA			1	100%	1
NIBHA MEDIRATTA MD PL			1	100%	1
CVS IL5797POCT CAROL STREAM		1			1
APALACHEE CENTER INC		1			1
BLACKBERRY CENTER, THE		1			1
ATHENA PLASTIC SURGERY		1			1
BUFFALO VAMC			1	100%	1
LABORATORIO BUENA SALUD			1	100%	1
Total	80,779	14,964,527	2,246,336	13%	17,291,642