

# COVID-19: summary of cases and monitoring

Data through Feb 5, 2021 verified as of Feb 6, 2021 at 09:25 AM

Data in this report are provisional and subject to change.

| Cases: people with positive PCR or antigen test result   |           | Cases: people with positive PCR or antigen test result  |           |
|--|-----------|---|-----------|
| Total cases  |           | Risk factors for Florida residents  |           |
| Florida residents  | 1,739,276 | Traveled  | 14,159    |
| Non-Florida residents  | 32,083    | Contact with a known case   | 657,751   |
| Type of testing  |           | Traveled and contact with a known case  | 19,265    |
| Florida residents  | 1,739,276 | Neither   | 1,048,101 |
| Positive by BPHL/CDC   | 63,134    | No travel and no contact  | 199,419   |
| Positive by commercial/hospital lab  | 1,676,142 | Travel is unknown   | 621,568   |
| PCR positive   | 1,430,155 | Contact is unknown  | 379,881   |
| Antigen positive   | 309,121   | Contact is pending  | 409,382   |
| Non-Florida residents  | 32,083    | Travel can be unknown and contact can be unknown or pending for the same case, these numbers will sum to more than the "neither" total. |           |
| Positive by BPHL/CDC   | 814       |   |           |
| Positive by commercial/hospital lab  | 31,269    |   |           |
| PCR positive   | 22,609    |   |           |
| Antigen positive   | 9,474     |   |           |
| Characteristics  |           |   |           |
| Florida residents hospitalized   | 74,267    |   |           |
| Florida resident deaths  | 27,599    |   |           |
| Non-Florida resident deaths  | 459       |   |           |
| Hospitalized counts include anyone who was hospitalized at some point during their illness. It does not reflect the number of people currently hospitalized.   |           |   |           |
| More information on deaths identified through death certificate data is available on the National Center for Health Statistics website at <a href="http://www.cdc.gov/nchs/nvss/vsrr/COVID19/index.htm">www.cdc.gov/nchs/nvss/vsrr/COVID19/index.htm</a> . |           |   |           |

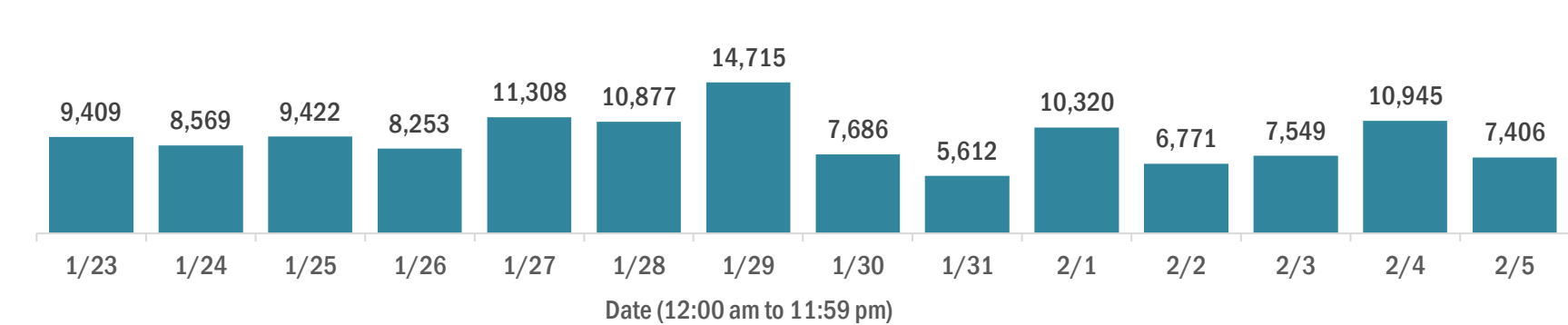
# COVID-19: summary of laboratory testing

Data through Feb 5, 2021 verified as of Feb 6, 2021 at 09:25 AM

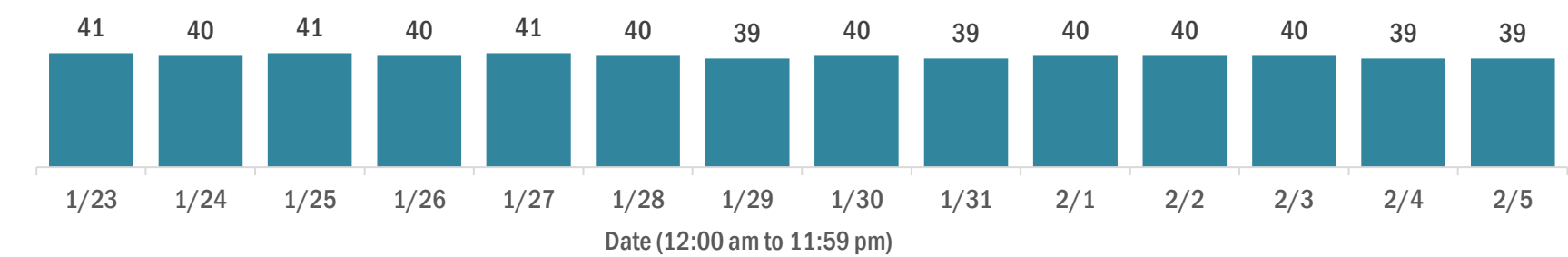
Data in this report are provisional and subject to change.

## Cases in Florida residents per day for the past 2 weeks

Number of cases per day



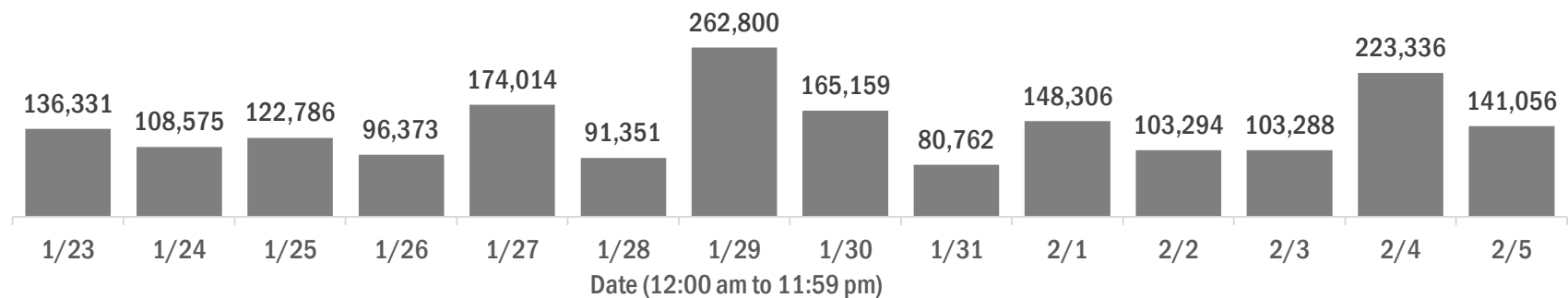
Median age of cases by day



## Laboratory testing for Florida residents over the past 2 weeks

### Number of Florida residents tested per day

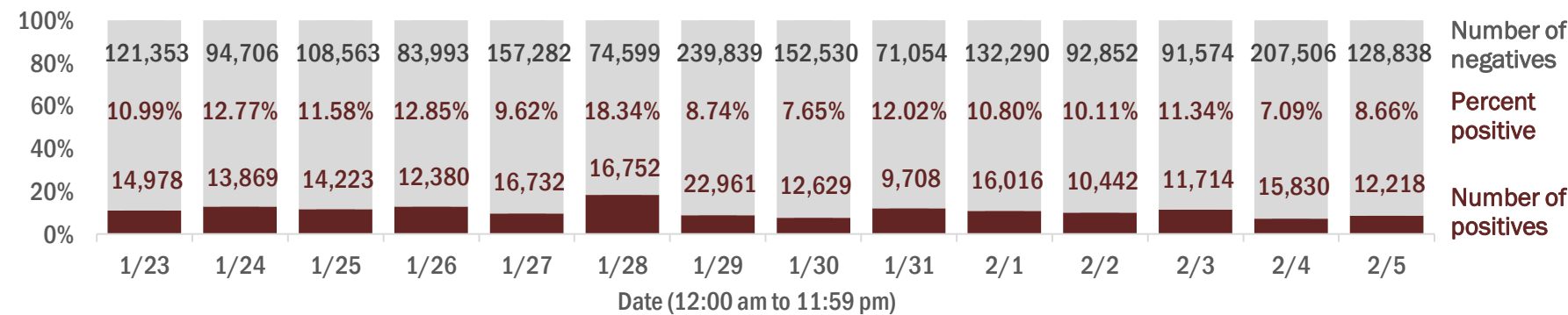
These counts include the number of people for whom the Department received PCR or antigen laboratory results by day. People tested on multiple days will be included for each day a new result was received. A person is only counted once for each day they are tested, regardless of whether multiple specimens are tested or multiple results are received.



### Number and percent of Florida residents with positive test results

The percent of positive results ranged from 7.09% to 18.34% over the past 2 weeks and was 8.66% yesterday.

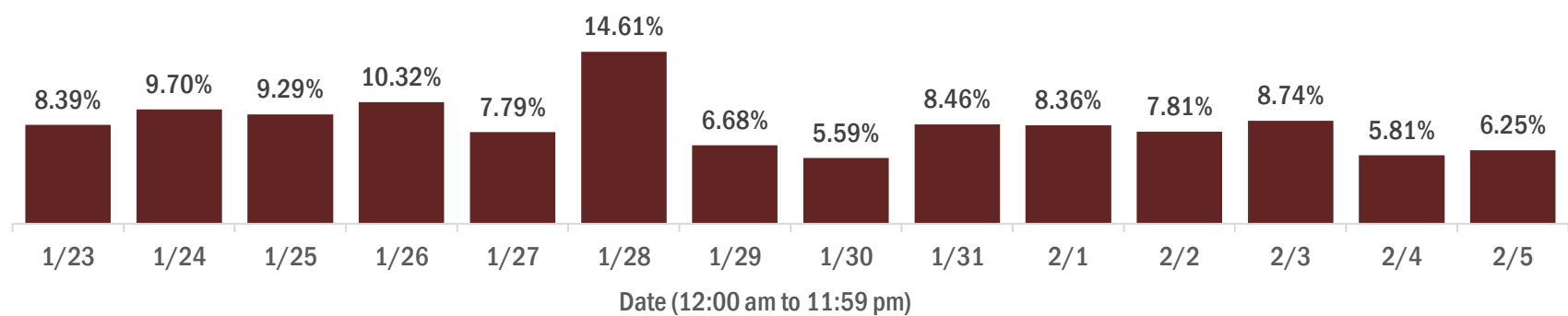
These counts include the number of people for whom the Department received PCR or antigen laboratory results by day. People tested on multiple days will be included for each day a new result was received. A person is only counted once for each day they are tested, regardless of whether multiple specimens are tested or multiple results are received. If a person has a positive specimen and a negative specimen in the same day, only the positive result is counted.



### Percent positivity for new cases in Florida residents

The percent of positive results ranged from 5.59% to 14.61% over the past 2 weeks and was 6.25% yesterday.

This percent is the number of people who test PCR- or antigen-positive for the first time divided by all the people tested that day, excluding people who have previously tested positive.



# COVID-19: characteristics of 1,739,276 Florida resident cases

Data through Feb 5, 2021 verified as of Feb 6, 2021 at 09:25 AM

Data in this report are provisional and subject to change.

| Age group   | Cases     |     | Hospitalizations |     | Deaths |     |
|-------------|-----------|-----|------------------|-----|--------|-----|
| 0-4 years   | 33,537    | 2%  | 478              | 1%  | 0      | 0%  |
| 5-14 years  | 102,735   | 6%  | 458              | 1%  | 5      | 0%  |
| 15-24 years | 267,664   | 15% | 1,828            | 2%  | 39     | 0%  |
| 25-34 years | 304,177   | 17% | 3,665            | 5%  | 147    | 1%  |
| 35-44 years | 269,335   | 15% | 5,518            | 7%  | 416    | 2%  |
| 45-54 years | 265,396   | 15% | 8,518            | 11% | 1,033  | 4%  |
| 55-64 years | 229,117   | 13% | 12,522           | 17% | 2,952  | 11% |
| 65-74 years | 145,816   | 8%  | 15,452           | 21% | 5,853  | 21% |
| 75-84 years | 81,350    | 5%  | 15,342           | 21% | 8,368  | 30% |
| 85+ years   | 38,913    | 2%  | 10,481           | 14% | 8,786  | 32% |
| Unknown     | 1,236     | 0%  | 5                | 0%  | 0      | 0%  |
| Total       | 1,739,276 |     | 74,267           |     | 27,599 |     |

| Gender  | Cases     |     |
|---------|-----------|-----|
| Female  | 908,880   | 52% |
| Male    | 817,237   | 47% |
| Unknown | 13,159    | 1%  |
| Total   | 1,739,276 |     |

| Ethnicity    | Cases     |     | Hospitalizations |     | Deaths |     |
|--------------|-----------|-----|------------------|-----|--------|-----|
| Hispanic     | 548,188   | 32% | 19,050           | 26% | 6,431  | 23% |
| Non-Hispanic | 821,676   | 47% | 51,395           | 69% | 19,223 | 70% |
| Unknown      | 369,412   | 21% | 3,822            | 5%  | 1,945  | 7%  |
| Total        | 1,739,276 |     | 74,267           |     | 27,599 |     |

| Race and ethnicity | Cases     |     | Hospitalizations |     | Deaths |     |
|--------------------|-----------|-----|------------------|-----|--------|-----|
| White              | 959,415   | 55% | 48,136           | 65% | 20,017 | 73% |
| Hispanic           | 364,837   | 21% | 13,454           | 18% | 5,063  | 18% |
| Non-Hispanic       | 520,859   | 30% | 33,118           | 45% | 14,002 | 51% |
| Unknown            | 73,719    | 4%  | 1,564            | 2%  | 952    | 3%  |
| Black              | 228,549   | 13% | 15,450           | 21% | 4,454  | 16% |
| Hispanic           | 13,110    | 1%  | 639              | 1%  | 176    | 1%  |
| Non-Hispanic       | 195,541   | 11% | 14,467           | 19% | 4,108  | 15% |
| Unknown            | 19,898    | 1%  | 344              | 0%  | 170    | 1%  |
| Other race         | 254,840   | 15% | 8,434            | 11% | 2,233  | 8%  |
| Hispanic           | 128,679   | 7%  | 4,486            | 6%  | 1,029  | 4%  |
| Non-Hispanic       | 86,843    | 5%  | 3,557            | 5%  | 1,012  | 4%  |
| Unknown            | 39,318    | 2%  | 391              | 1%  | 192    | 1%  |
| Unknown race       | 296,472   | 17% | 2,247            | 3%  | 895    | 3%  |
| Hispanic           | 41,562    | 2%  | 471              | 1%  | 163    | 1%  |
| Non-Hispanic       | 18,433    | 1%  | 253              | 0%  | 101    | 0%  |
| Unknown            | 236,477   | 14% | 1,523            | 2%  | 631    | 2%  |
| Total              | 1,739,276 |     | 74,267           |     | 27,599 |     |

**Hospitalization** counts include anyone who was hospitalized at some point during their illness. It does not reflect the number of people currently hospitalized. **Other race** includes any person with a race of American Indian/Alaskan native, Asian, native Hawaiian/Pacific Islander, or other.

# COVID-19: deaths in Florida residents and staff of long-term care facilities

Data through Feb 5, 2021 verified as of Feb 6, 2021 at 09:25 AM

Data in this report are provisional and subject to change.

For current cases in residents or staff of long-term care facilities, please visit: <https://floridahealthcovid19.gov/>

| County       | Deaths |                 | County       | Deaths |                | County     | Deaths |                |
|--------------|--------|-----------------|--------------|--------|----------------|------------|--------|----------------|
| Dade         | 954    | <div></div> 10% | Martin       | 145    | <div></div> 1% | Gilchrist  | 17     | <div></div> 0% |
| Palm Beach   | 944    | <div></div> 10% | Hernando     | 132    | <div></div> 1% | Calhoun    | 14     | <div></div> 0% |
| Pinellas     | 808    | <div></div> 8%  | Osceola      | 121    | <div></div> 1% | Gadsden    | 14     | <div></div> 0% |
| Broward      | 580    | <div></div> 6%  | Charlotte    | 116    | <div></div> 1% | Gulf       | 14     | <div></div> 0% |
| Hillsborough | 502    | <div></div> 5%  | Indian River | 108    | <div></div> 1% | Bradford   | 13     | <div></div> 0% |
| Polk         | 391    | <div></div> 4%  | Clay         | 104    | <div></div> 1% | Washington | 13     | <div></div> 0% |
| Brevard      | 352    | <div></div> 4%  | Jackson      | 83     | <div></div> 1% | Baker      | 12     | <div></div> 0% |
| Sarasota     | 347    | <div></div> 4%  | Leon         | 82     | <div></div> 1% | Wakulla    | 11     | <div></div> 0% |
| Orange       | 338    | <div></div> 3%  | Bay          | 81     | <div></div> 1% | Jefferson  | 10     | <div></div> 0% |
| Lee          | 328    | <div></div> 3%  | St. Johns    | 77     | <div></div> 1% | Holmes     | 9      | <div></div> 0% |
| Duval        | 326    | <div></div> 3%  | Highlands    | 73     | <div></div> 1% | Lafayette  | 8      | <div></div> 0% |
| Escambia     | 242    | <div></div> 2%  | Santa Rosa   | 67     | <div></div> 1% | Flagler    | 7      | <div></div> 0% |
| Volusia      | 237    | <div></div> 2%  | Suwannee     | 56     | <div></div> 1% | Desoto     | 6      | <div></div> 0% |
| Marion       | 236    | <div></div> 2%  | Alachua      | 55     | <div></div> 1% | Franklin   | 5      | <div></div> 0% |
| St. Lucie    | 225    | <div></div> 2%  | Columbia     | 46     | <div></div> 0% | Levy       | 4      | <div></div> 0% |
| Seminole     | 210    | <div></div> 2%  | Sumter       | 43     | <div></div> 0% | Monroe     | 4      | <div></div> 0% |
| Pasco        | 200    | <div></div> 2%  | Nassau       | 32     | <div></div> 0% | Taylor     | 3      | <div></div> 0% |
| Collier      | 176    | <div></div> 2%  | Putnam       | 28     | <div></div> 0% | Hardee     | 2      | <div></div> 0% |
| Lake         | 175    | <div></div> 2%  | Walton       | 24     | <div></div> 0% | Dixie      | 1      | <div></div> 0% |
| Manatee      | 171    | <div></div> 2%  | Okeechobee   | 22     | <div></div> 0% | Liberty    | 1      | <div></div> 0% |
| Citrus       | 160    | <div></div> 2%  | Hendry       | 21     | <div></div> 0% |            |        |                |
| Okaloosa     | 147    | <div></div> 2%  | Madison      | 19     | <div></div> 0% | Total      | 9,752  |                |

**Note:** cases are summarized by the county of usual residence. Residents and staff may be cases associated with facilities that are not in their county of usual residence, resulting in cases being included below for counties that do not have facilities with known cases.

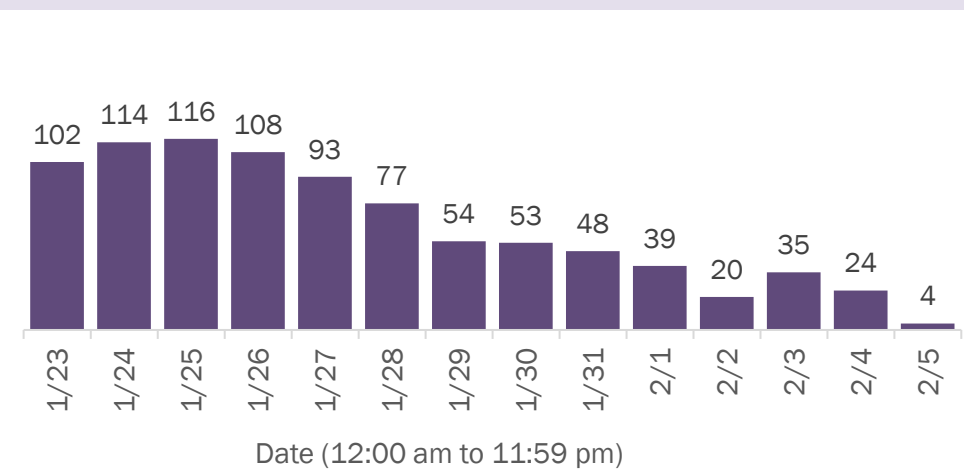
# COVID-19: cases in Florida residents who have died

Data through Feb 5, 2021 verified as of Feb 6, 2021 at 09:25 AM

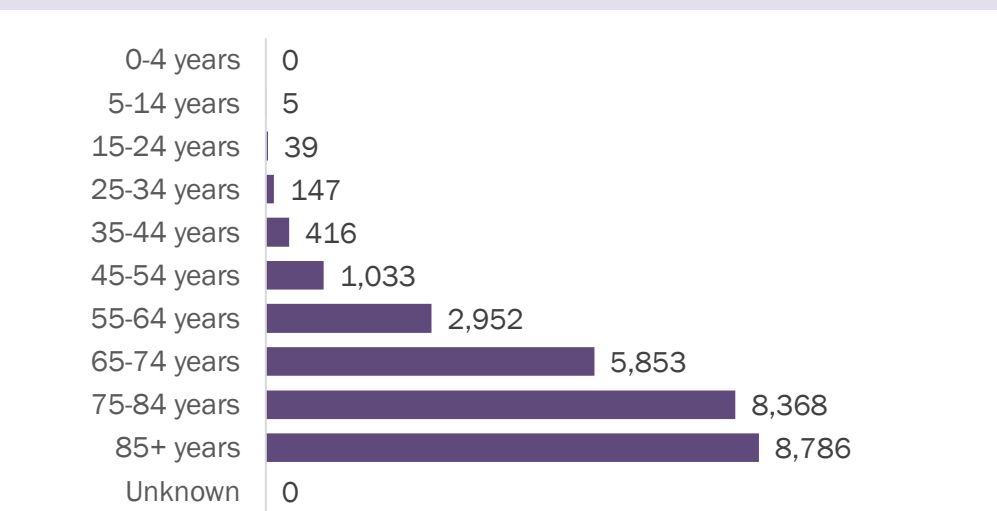
Data in this report are provisional and subject to change.

Demographics for all identified COVID-19 deaths: 27,599

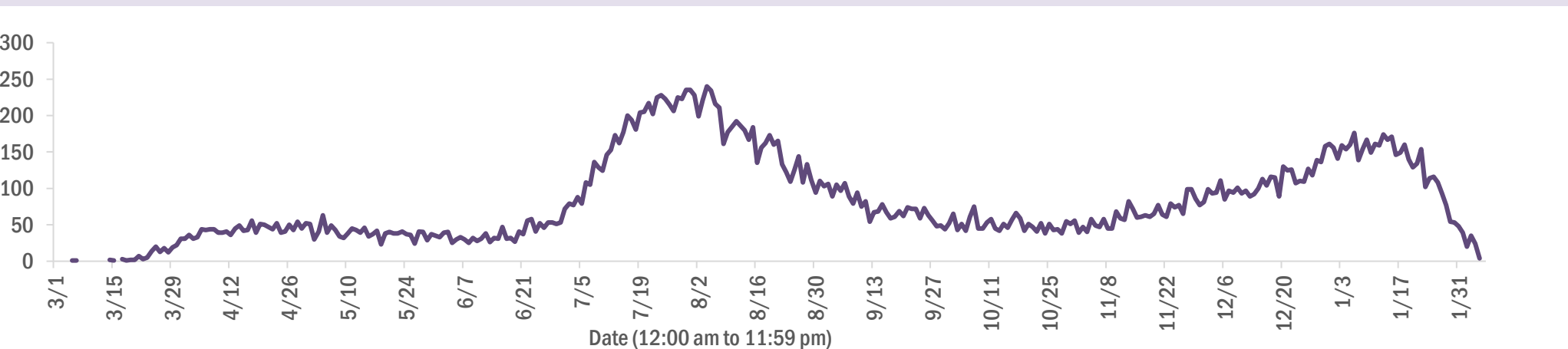
Deaths by date of death for the past 2 weeks



Deaths by age group



Deaths by date of death since March 2020



| Age group   | Deaths | Cases     | Case fatality rate | Mortality rate per 100,000 population |
|-------------|--------|-----------|--------------------|---------------------------------------|
| 0-4 years   | 0      | 33,537    | 0.0%               | 0.0                                   |
| 5-14 years  | 5      | 102,735   | 0.0%               | 0.2                                   |
| 15-24 years | 39     | 267,664   | 0.0%               | 1.6                                   |
| 25-34 years | 147    | 304,177   | 0.0%               | 5.2                                   |
| 35-44 years | 416    | 269,335   | 0.2%               | 15.9                                  |
| 45-54 years | 1,033  | 265,396   | 0.4%               | 37.1                                  |
| 55-64 years | 2,952  | 229,117   | 1.3%               | 102.1                                 |
| 65-74 years | 5,853  | 145,816   | 4.0%               | 241.2                                 |
| 75-84 years | 8,368  | 81,350    | 10.3%              | 595.9                                 |
| 85+ years   | 8,786  | 38,913    | 22.6%              | 1521.3                                |
| Unknown     | 0      | 1,236     | 0.0%               |                                       |
| Total       | 27,599 | 1,739,276 | 1.6%               | 127.8                                 |

| Gender  | Deaths | Cases     | Case fatality rate | Mortality rate per 100,000 population |
|---------|--------|-----------|--------------------|---------------------------------------|
| Female  | 12,148 | 908,880   | 1.3%               | 110.0                                 |
| Male    | 15,451 | 817,237   | 1.9%               | 146.3                                 |
| Unknown | 0      | 13,159    | 0.0%               |                                       |
| Total   | 27,599 | 1,739,276 | 1.6%               | 127.8                                 |

| Race    | Deaths | Cases     | Case fatality rate | Mortality rate per 100,000 population |
|---------|--------|-----------|--------------------|---------------------------------------|
| White   | 20,017 | 959,415   | 2.1%               | 119.9                                 |
| Black   | 4,454  | 228,549   | 1.9%               | 121.8                                 |
| Other   | 2,233  | 254,840   | 0.9%               | 179.4                                 |
| Unknown | 895    | 296,472   | 0.3%               |                                       |
| Total   | 27,599 | 1,739,276 | 1.6%               | 127.8                                 |

| Ethnicity    | Deaths | Cases     | Case fatality rate | Mortality rate per 100,000 population |
|--------------|--------|-----------|--------------------|---------------------------------------|
| Hispanic     | 6,431  | 548,188   | 1.2%               | 113.2                                 |
| Non-Hispanic | 19,223 | 821,676   | 2.3%               | 120.7                                 |
| Unknown      | 1,945  | 369,412   | 0.5%               |                                       |
| Total        | 27,599 | 1,739,276 | 1.6%               | 127.8                                 |

# COVID-19: characteristics of 1,739,276 cases

Data through Feb 5, 2021 verified as of Feb 6, 2021 at 09:25 AM

Data in this report are provisional and subject to change.

Tables below include cases in Florida residents and non-Florida residents.

All 67 Florida counties have cases:

| County       | FL resident cases |                 | Non-FL resident cases | Total cases | FL resident deaths | FL death rate |
|--------------|-------------------|-----------------|-----------------------|-------------|--------------------|---------------|
| Dade         | 377,400           | <div></div> 22% | 4,786                 | 382,186     | 4,979              | 1.3%          |
| Broward      | 176,069           | <div></div> 10% | 2,047                 | 178,116     | 2,162              | 1.2%          |
| Palm Beach   | 108,817           | <div></div> 6%  | 1,822                 | 110,639     | 2,249              | 2.1%          |
| Orange       | 104,781           | <div></div> 6%  | 1,338                 | 106,119     | 1,001              | 1.0%          |
| Hillsborough | 102,454           | <div></div> 6%  | 843                   | 103,297     | 1,350              | 1.3%          |
| Duval        | 82,548            | <div></div> 5%  | 1,327                 | 83,875      | 954                | 1.2%          |
| Pinellas     | 59,855            | <div></div> 3%  | 1,489                 | 61,344      | 1,331              | 2.2%          |
| Lee          | 52,307            | <div></div> 3%  | 1,713                 | 54,020      | 829                | 1.6%          |
| Polk         | 51,922            | <div></div> 3%  | 353                   | 52,275      | 1,008              | 1.9%          |
| Osceola      | 33,864            | <div></div> 2%  | 549                   | 34,413      | 384                | 1.1%          |
| Volusia      | 31,550            | <div></div> 2%  | 506                   | 32,056      | 550                | 1.7%          |
| Escambia     | 28,613            | <div></div> 2%  | 3,306                 | 31,919      | 562                | 2.0%          |
| Brevard      | 30,135            | <div></div> 2%  | 489                   | 30,624      | 675                | 2.2%          |
| Pasco        | 30,270            | <div></div> 2%  | 266                   | 30,536      | 576                | 1.9%          |
| Manatee      | 28,795            | <div></div> 2%  | 528                   | 29,323      | 506                | 1.8%          |
| Collier      | 27,519            | <div></div> 2%  | 935                   | 28,454      | 420                | 1.5%          |
| Leon         | 26,435            | <div></div> 2%  | 819                   | 27,254      | 250                | 0.9%          |
| Sarasota     | 24,269            | <div></div> 1%  | 1,094                 | 25,363      | 650                | 2.7%          |
| Marion       | 25,250            | <div></div> 1%  | 102                   | 25,352      | 674                | 2.7%          |
| Seminole     | 24,707            | <div></div> 1%  | 179                   | 24,886      | 387                | 1.6%          |
| Lake         | 22,324            | <div></div> 1%  | 294                   | 22,618      | 468                | 2.1%          |
| Alachua      | 21,062            | <div></div> 1%  | 240                   | 21,302      | 182                | 0.9%          |
| St. Lucie    | 20,107            | <div></div> 1%  | 126                   | 20,233      | 508                | 2.5%          |
| St. Johns    | 18,691            | <div></div> 1%  | 257                   | 18,948      | 175                | 0.9%          |
| Okaloosa     | 17,265            | <div></div> 1%  | 183                   | 17,448      | 296                | 1.7%          |
| Bay          | 16,768            | <div></div> 1%  | 664                   | 17,432      | 304                | 1.8%          |
| Santa Rosa   | 15,789            | <div></div> 1%  | 206                   | 15,995      | 222                | 1.4%          |
| Clay         | 15,753            | <div></div> 1%  | 35                    | 15,788      | 265                | 1.7%          |
| Hernando     | 10,190            | <div></div> 1%  | 77                    | 10,267      | 353                | 3.5%          |
| Indian River | 10,010            | <div></div> 1%  | 83                    | 10,093      | 244                | 2.4%          |
| Charlotte    | 9,828             | <div></div> 1%  | 148                   | 9,976       | 306                | 3.1%          |
| Martin       | 9,662             | <div></div> 1%  | 176                   | 9,838       | 258                | 2.7%          |
| Citrus       | 8,928             | <div></div> 1%  | 66                    | 8,994       | 362                | 4.1%          |
| Columbia     | 7,339             | <div></div> 0%  | 35                    | 7,374       | 143                | 1.9%          |
| Sumter       | 7,278             | <div></div> 0%  | 74                    | 7,352       | 206                | 2.8%          |

| County     | FL resident cases |                | Non-FL resident cases | Total cases | FL resident deaths | FL death rate |
|------------|-------------------|----------------|-----------------------|-------------|--------------------|---------------|
| Nassau     | 6,818             | <div></div> 0% | 399                   | 7,217       | 97                 | 1.4%          |
| Highlands  | 6,627             | <div></div> 0% | 65                    | 6,692       | 274                | 4.1%          |
| Walton     | 5,948             | <div></div> 0% | 682                   | 6,630       | 73                 | 1.2%          |
| Jackson    | 5,684             | <div></div> 0% | 63                    | 5,747       | 134                | 2.4%          |
| Putnam     | 5,589             | <div></div> 0% | 16                    | 5,605       | 104                | 1.9%          |
| Flagler    | 5,412             | <div></div> 0% | 66                    | 5,478       | 73                 | 1.3%          |
| Monroe     | 5,179             | <div></div> 0% | 286                   | 5,465       | 42                 | 0.8%          |
| Gadsden    | 5,200             | <div></div> 0% | 15                    | 5,215       | 75                 | 1.4%          |
| Suwannee   | 4,896             | <div></div> 0% | 26                    | 4,922       | 118                | 2.4%          |
| Hendry     | 4,093             | <div></div> 0% | 18                    | 4,111       | 60                 | 1.5%          |
| Desoto     | 3,447             | <div></div> 0% | 17                    | 3,464       | 68                 | 2.0%          |
| Unknown    | 360               | <div></div> 0% | 3,004                 | 3,364       | 0                  | 0.0%          |
| Okeechobee | 3,313             | <div></div> 0% | 31                    | 3,344       | 68                 | 2.1%          |
| Baker      | 3,117             | <div></div> 0% | 14                    | 3,131       | 54                 | 1.7%          |
| Wakulla    | 3,013             | <div></div> 0% | 12                    | 3,025       | 42                 | 1.4%          |
| Bradford   | 2,700             | <div></div> 0% | 10                    | 2,710       | 46                 | 1.7%          |
| Hardee     | 2,627             | <div></div> 0% | 13                    | 2,640       | 24                 | 0.9%          |
| Levy       | 2,630             | <div></div> 0% | 9                     | 2,639       | 24                 | 0.9%          |
| Taylor     | 2,541             | <div></div> 0% | 6                     | 2,547       | 35                 | 1.4%          |
| Washington | 2,501             | <div></div> 0% | 20                    | 2,521       | 37                 | 1.5%          |
| Holmes     | 2,087             | <div></div> 0% | 31                    | 2,118       | 41                 | 2.0%          |
| Madison    | 1,849             | <div></div> 0% | 24                    | 1,873       | 38                 | 2.1%          |
| Gulf       | 1,728             | <div></div> 0% | 22                    | 1,750       | 35                 | 2.0%          |
| Union      | 1,686             | <div></div> 0% | 1                     | 1,687       | 70                 | 4.2%          |
| Calhoun    | 1,553             | <div></div> 0% | 2                     | 1,555       | 36                 | 2.3%          |
| Lafayette  | 1,540             | <div></div> 0% | 0                     | 1,540       | 23                 | 1.5%          |
| Hamilton   | 1,507             | <div></div> 0% | 16                    | 1,523       | 18                 | 1.2%          |
| Dixie      | 1,407             | <div></div> 0% | 3                     | 1,410       | 14                 | 1.0%          |
| Jefferson  | 1,312             | <div></div> 0% | 22                    | 1,334       | 22                 | 1.7%          |
| Gilchrist  | 1,256             | <div></div> 0% | 3                     | 1,259       | 28                 | 2.2%          |
| Franklin   | 1,229             | <div></div> 0% | 29                    | 1,258       | 10                 | 0.8%          |
| Liberty    | 1,005             | <div></div> 0% | 1                     | 1,006       | 14                 | 1.4%          |
| Glades     | 868               | <div></div> 0% | 2                     | 870         | 13                 | 1.5%          |
| Total      | 1,739,276         |                | 32,083                | 1,771,359   | 27,599             | 1.6%          |



# COVID-19: characteristics of 1,739,276 Florida resident cases

Data through Feb 5, 2021 verified as of Feb 6, 2021 at 09:25 AM

Data in this report are provisional and subject to change.

The table below includes the cities and counties of residence for cases in Florida residents based on the patient's ZIP Code. Note that city is not always received as part of the initial notification and may be missing while the case is being investigated.

| City and county             | Cases   |
|-----------------------------|---------|
| Miami, Dade                 | 219,041 |
| Orlando, Orange             | 77,896  |
| Jacksonville, Duval         | 77,527  |
| Tampa, Hillsborough         | 60,093  |
| Hialeah, Dade               | 53,208  |
| Fort Lauderdale, Broward    | 38,180  |
| Hollywood, Broward          | 33,836  |
| West Palm Beach, Palm Beach | 26,703  |
| Kissimmee, Osceola          | 26,214  |
| Tallahassee, Leon           | 25,480  |
| Pensacola, Escambia         | 23,730  |
| Naples, Collier             | 23,152  |
| Homestead, Dade             | 22,560  |
| Saint Petersburg, Pinellas  | 22,168  |
| Fort Myers, Lee             | 20,798  |
| Bradenton, Manatee          | 18,886  |
| Ocala, Marion               | 18,740  |
| Boca Raton, Palm Beach      | 18,364  |
| Lakeland, Polk              | 18,172  |
| Pompano Beach, Broward      | 17,369  |
| Gainesville, Alachua        | 16,808  |
| Sarasota, Sarasota          | 14,963  |
| Lake Worth, Palm Beach      | 13,272  |
| Port Saint Lucie, St. Lucie | 13,233  |
| Cape Coral, Lee             | 13,103  |
| Clearwater, Pinellas        | 11,783  |
| Miami Beach, Dade           | 11,640  |
| Miramar, Broward            | 11,483  |
| Panama City, Bay            | 10,659  |
| Boynton Beach, Palm Beach   | 10,505  |
| Doral, Dade                 | 10,185  |
| Saint Augustine, St. Johns  | 10,073  |
| Coral Springs, Broward      | 9,940   |
| Miami Gardens, Dade         | 9,843   |
| Melbourne, Brevard          | 8,916   |
| Winter Haven, Polk          | 8,678   |
| Delray Beach, Palm Beach    | 8,269   |
| Lehigh Acres, Lee           | 8,222   |
| Riverview, Hillsborough     | 7,780   |
| Milton, Santa Rosa          | 7,680   |
| Vero Beach, Indian River    | 7,674   |
| Davie, Broward              | 7,591   |
| New Port Richey, Pasco      | 6,996   |
| Sunrise, Broward            | 6,887   |
| Palm Bay, Brevard           | 6,819   |
| Fort Pierce, St. Lucie      | 6,756   |
| Lake City, Columbia         | 6,723   |
| Coral Gables, Dade          | 6,644   |
| Saint Cloud, Osceola        | 6,634   |
| Largo, Pinellas             | 6,573   |
| Daytona Beach, Volusia      | 6,570   |
| Orange Park, Clay           | 6,460   |
| Apopka, Orange              | 6,259   |
| Spring Hill, Hernando       | 6,098   |
| Plantation, Broward         | 5,966   |
| Clermont, Lake              | 5,906   |
| Brandon, Hillsborough       | 5,876   |
| North Miami Beach, Dade     | 5,867   |
| Davenport, Polk             | 5,793   |

# COVID-19: characteristics of 1,739,276 Florida resident cases

Data through Feb 5, 2021 verified as of Feb 6, 2021 at 09:25 AM

Data in this report are provisional and subject to change.

The table below includes the cities and counties of residence for cases in Florida residents based on the patient's ZIP Code. Note that city is not always received as part of the initial notification and may be missing while the case is being investigated.

| City and county                | Cases |
|--------------------------------|-------|
| Plant City, Hillsborough       | 5,554 |
| Weston, Broward                | 5,540 |
| Jupiter, Palm Beach            | 5,456 |
| Sanford, Seminole              | 5,445 |
| Deltona, Volusia               | 5,380 |
| Deerfield Beach, Broward       | 5,125 |
| Winter Garden, Orange          | 5,092 |
| Port Charlotte, Charlotte      | 4,842 |
| Fort Walton Beach, Okaloosa    | 4,833 |
| Tamarac, Broward               | 4,694 |
| Stuart, Martin                 | 4,586 |
| Palm Coast, Flagler            | 4,574 |
| Crestview, Okaloosa            | 4,555 |
| Wesley Chapel, Pasco           | 4,402 |
| Land O Lakes, Pasco            | 4,336 |
| Deland, Volusia                | 4,303 |
| Palm Beach Gardens, Palm Beach | 4,266 |
| Coconut Creek, Broward         | 4,258 |
| Palmetto, Manatee              | 4,190 |
| Winter Park, Orange            | 4,171 |
| Miami Lakes, Dade              | 4,150 |
| Palm Harbor, Pinellas          | 4,132 |
| Margate, Broward               | 4,126 |
| Wellington, Palm Beach         | 4,024 |
| Oviedo, Seminole               | 3,984 |
| Opa Locka, Dade                | 3,865 |
| Live Oak, Suwannee             | 3,843 |
| Middleburg, Clay               | 3,822 |
| Altamonte Springs, Seminole    | 3,813 |
| Port Orange, Volusia           | 3,713 |
| Lutz, Hillsborough             | 3,700 |
| Venice, Sarasota               | 3,687 |
| Haines City, Polk              | 3,655 |
| North Port, Sarasota           | 3,639 |
| Punta Gorda, Charlotte         | 3,579 |
| Brooksville, Hernando          | 3,560 |
| Leesburg, Lake                 | 3,557 |
| Sebring, Highlands             | 3,543 |
| Ocoee, Orange                  | 3,514 |
| Valrico, Hillsborough          | 3,502 |
| Hallandale, Broward            | 3,486 |
| Saint Johns, St. Johns         | 3,432 |
| The Villages, Sumter           | 3,421 |
| Arcadia, Desoto                | 3,348 |
| Pembroke Pines, Broward        | 3,319 |
| Okeechobee, Okeechobee         | 3,302 |
| Bonita Springs, Lee            | 3,295 |
| Ormond Beach, Volusia          | 3,277 |
| Seminole, Pinellas             | 3,249 |
| Navarre, Santa Rosa            | 3,210 |
| Zephyrhills, Pasco             | 3,163 |
| Immokalee, Collier             | 3,139 |
| Windermere, Orange             | 3,037 |
| Longwood, Seminole             | 3,008 |
| Gulf Breeze, Santa Rosa        | 3,006 |
| Pinellas Park, Pinellas        | 2,984 |
| Cantonment, Escambia           | 2,896 |
| North Lauderdale, Broward      | 2,890 |
| Niceville, Okaloosa            | 2,885 |



# COVID-19: characteristics of 1,739,276 Florida resident cases

Data through Feb 5, 2021 verified as of Feb 6, 2021 at 09:25 AM

Data in this report are provisional and subject to change.

The table below includes the cities and counties of residence for cases in Florida residents based on the patient's ZIP Code. Note that city is not always received as part of the initial notification and may be missing while the case is being investigated.

| City and county              | Cases |
|------------------------------|-------|
| Ruskin, Hillsborough         | 2,863 |
| North Miami, Dade            | 2,825 |
| Cocoa, Brevard               | 2,769 |
| Quincy, Gadsden              | 2,762 |
| Jacksonville Beach, Duval    | 2,750 |
| Cutler Ridge, Dade           | 2,749 |
| Panama City Beach, Bay       | 2,730 |
| Crawfordville, Wakulla       | 2,707 |
| Lake Worth Beach, Palm Beach | 2,680 |
| Key West, Monroe             | 2,675 |
| Palatka, Putnam              | 2,608 |
| Casselberry, Seminole        | 2,539 |
| Hudson, Pasco                | 2,525 |
| Bartow, Polk                 | 2,525 |
| Dade City, Pasco             | 2,517 |
| Green Cove Springs, Clay     | 2,471 |
| Fernandina Beach, Nassau     | 2,462 |
| Port Richey, Pasco           | 2,455 |
| North Fort Myers, Lee        | 2,428 |
| Perry, Taylor                | 2,395 |
| Ponte Vedra Beach, St. Johns | 2,343 |
| Oakland Park, Broward        | 2,343 |
| Lake Mary, Seminole          | 2,314 |
| Auburndale, Polk             | 2,313 |
| Marianna, Jackson            | 2,285 |
| Winter Springs, Seminole     | 2,280 |
| Titusville, Brevard          | 2,276 |
| Kissimmee, Polk              | 2,257 |
| Lynn Haven, Bay              | 2,240 |
| New Smyrna Beach, Volusia    | 2,230 |
| Aventura, Dade               | 2,228 |
| Lake Wales, Polk             | 2,198 |
| Tarpon Springs, Pinellas     | 2,177 |
| Merritt Island, Brevard      | 2,159 |
| Clewiston, Hendry            | 2,149 |
| Inverness, Citrus            | 2,136 |
| Fleming Island, Clay         | 2,074 |
| Belle Glade, Palm Beach      | 2,056 |
| Eustis, Lake                 | 2,026 |
| Santa Rosa Beach, Walton     | 2,026 |
| Royal Palm Beach, Palm Beach | 2,005 |
| Wimauma, Hillsborough        | 1,960 |
| Chipley, Washington          | 1,950 |
| Defuniak Springs, Walton     | 1,947 |
| Estero, Lee                  | 1,942 |
| Parkland, Broward            | 1,934 |
| Cooper City, Broward         | 1,913 |
| Dunedin, Pinellas            | 1,905 |
| Loxahatchee, Palm Beach      | 1,885 |
| Holiday, Pasco               | 1,830 |
| Labelle, Hendry              | 1,828 |
| Key Biscayne, Dade           | 1,822 |
| Starke, Bradford             | 1,817 |
| Destin, Okaloosa             | 1,797 |
| Rockledge, Brevard           | 1,790 |
| Sarasota, Manatee            | 1,776 |
| Mount Dora, Lake             | 1,748 |
| Odessa, Hillsborough         | 1,719 |
| Avon Park, Highlands         | 1,719 |

# COVID-19: characteristics of 1,739,276 Florida resident cases

Data through Feb 5, 2021 verified as of Feb 6, 2021 at 09:25 AM

Data in this report are provisional and subject to change.

The table below includes the cities and counties of residence for cases in Florida residents based on the patient's ZIP Code. Note that city is not always received as part of the initial notification and may be missing while the case is being investigated.

| City and county               | Cases |
|-------------------------------|-------|
| Parrish, Manatee              | 1,709 |
| Mulberry, Polk                | 1,708 |
| Palm City, Martin             | 1,683 |
| Tavares, Lake                 | 1,670 |
| Riviera Beach, Palm Beach     | 1,633 |
| Seffner, Hillsborough         | 1,610 |
| Yulee, Nassau                 | 1,601 |
| Summerfield, Marion           | 1,589 |
| Wauchula, Hardee              | 1,541 |
| Macclenny, Baker              | 1,521 |
| Mayo, Lafayette               | 1,515 |
| Coconut Grove, Dade           | 1,505 |
| Groveland, Lake               | 1,504 |
| Bonifay, Holmes               | 1,500 |
| Pinecrest, Dade               | 1,474 |
| Crossings, Dade               | 1,462 |
| Carol City, Dade              | 1,460 |
| Maitland, Orange              | 1,455 |
| Callahan, Nassau              | 1,439 |
| Missing, Dade                 | 1,430 |
| Ponte Vedra, St. Johns        | 1,430 |
| Orange City, Volusia          | 1,429 |
| Sebastian, Indian River       | 1,405 |
| Lithia, Hillsborough          | 1,404 |
| Crystal River, Citrus         | 1,367 |
| Homosassa, Citrus             | 1,338 |
| Lady Lake, Lake               | 1,333 |
| Lake Butler, Union            | 1,302 |
| Palmetto Bay, Dade            | 1,296 |
| Pace, Santa Rosa              | 1,272 |
| Dania, Broward                | 1,255 |
| Lake Placid, Highlands        | 1,253 |
| Atlantic Beach, Duval         | 1,242 |
| Madison, Madison              | 1,235 |
| Biscayne Park, Dade           | 1,234 |
| Sun City Center, Hillsborough | 1,230 |
| Florida City, Dade            | 1,219 |
| Gibsonton, Hillsborough       | 1,217 |
| Monticello, Jefferson         | 1,206 |
| Indiantown, Martin            | 1,194 |
| Dover, Hillsborough           | 1,181 |
| Graceville, Jackson           | 1,178 |
| Oldsmar, Pinellas             | 1,168 |
| Hobe Sound, Martin            | 1,163 |
| Alachua, Alachua              | 1,158 |
| Dunnellon, Marion             | 1,152 |
| Edgewater, Volusia            | 1,132 |
| Apollo Beach, Hillsborough    | 1,127 |
| Century, Escambia             | 1,125 |
| Palm Springs, Palm Beach      | 1,119 |
| Debary, Volusia               | 1,084 |
| Bellevue, Marion              | 1,071 |
| Newberry, Alachua             | 1,051 |
| Lantana, Palm Beach           | 1,045 |
| North Palm Beach, Palm Beach  | 1,043 |
| Havana, Gadsden               | 1,033 |
| Lecanto, Citrus               | 1,030 |
| South Miami, Dade             | 1,027 |
| El Portal, Dade               | 1,021 |

# COVID-19: characteristics of 1,739,276 Florida resident cases

Data through Feb 5, 2021 verified as of Feb 6, 2021 at 09:25 AM

Data in this report are provisional and subject to change.

The table below includes the cities and counties of residence for cases in Florida residents based on the patient's ZIP Code. Note that city is not always received as part of the initial notification and may be missing while the case is being investigated.

| City and county                | Cases |
|--------------------------------|-------|
| Hilliard, Nassau               | 1,016 |
| Williston, Levy                | 992   |
| Jasper, Hamilton               | 991   |
| Blountstown, Calhoun           | 987   |
| Safety Harbor, Pinellas        | 945   |
| Freeport, Walton               | 942   |
| Beverly Hills, Citrus          | 939   |
| Jensen Beach, Martin           | 932   |
| Ellenton, Manatee              | 919   |
| Satellite Beach, Brevard       | 917   |
| Sanderson, Baker               | 898   |
| Wewahitchka, Gulf              | 890   |
| Everglades National Park, Dade | 888   |
| Trenton, Gilchrist             | 881   |
| Wildwood, Sumter               | 879   |
| Keystone Heights, Clay         | 878   |
| Lauderhill, Broward            | 864   |
| Nokomis, Sarasota              | 853   |
| Fellsmere, Indian River        | 845   |
| Mary Esther, Okaloosa          | 842   |
| Frostproof, Polk               | 832   |
| Englewood, Charlotte           | 829   |
| Wilton Manors, Broward         | 823   |
| Coleman, Sumter                | 817   |
| Fisher Island, Dade            | 817   |
| Hernando, Citrus               | 816   |
| Moore Haven, Glades            | 814   |
| Port Saint Joe, Gulf           | 811   |
| Bushnell, Sumter               | 807   |
| Polk City, Polk                | 806   |
| Dunnellon, Citrus              | 800   |
| Key Largo, Monroe              | 789   |
| Bristol, Liberty               | 783   |
| Cross City, Dixie              | 775   |
| Medley, Dade                   | 771   |
| Shalimar, Okaloosa             | 767   |
| South Bay, Palm Beach          | 738   |
| Lauderdale Lakes, Broward      | 737   |
| Pahokee, Palm Beach            | 737   |
| Marco Island, Collier          | 716   |
| Uleta, Dade                    | 704   |
| Olympia Heights, Dade          | 703   |
| Glen Saint Mary, Baker         | 694   |
| Chattahoochee, Gadsden         | 692   |
| Cocoa Beach, Brevard           | 680   |
| High Springs, Alachua          | 680   |
| Coral, Dade                    | 679   |
| Fort Meade, Polk               | 669   |
| Crescent City, Putnam          | 663   |
| Englewood, Sarasota            | 660   |
| Interlachen, Putnam            | 650   |
| Sorrento, Lake                 | 649   |
| Miramar Beach, Walton          | 648   |
| Indialantic, Brevard           | 645   |
| Minneola, Lake                 | 645   |
| Lawtey, Bradford               | 639   |
| Chiefland, Levy                | 637   |
| Thonotosassa, Hillsborough     | 636   |
| Spring Hill, Pasco             | 631   |

# COVID-19: characteristics of 1,739,276 Florida resident cases

Data through Feb 5, 2021 verified as of Feb 6, 2021 at 09:25 AM

Data in this report are provisional and subject to change.

The table below includes the cities and counties of residence for cases in Florida residents based on the patient's ZIP Code. Note that city is not always received as part of the initial notification and may be missing while the case is being investigated.

| City and county                | Cases |
|--------------------------------|-------|
| Marathon, Monroe               | 623   |
| Trinity, Pasco                 | 622   |
| Bowling Green, Hardee          | 610   |
| Fruitland Park, Lake           | 609   |
| Jacksonville, St. Johns        | 605   |
| Neptune Beach, Duval           | 591   |
| Southwest Ranches, Broward     | 591   |
| Fort Myers Beach, Lee          | 587   |
| Lake Alfred, Polk              | 586   |
| Old Town, Dixie                | 581   |
| Fort White, Columbia           | 565   |
| Umatilla, Lake                 | 557   |
| West Melbourne, Brevard        | 549   |
| Baker, Okaloosa                | 530   |
| Sneads, Jackson                | 527   |
| Carrabelle, Franklin           | 518   |
| Bronson, Levy                  | 514   |
| Belle Isle, Orange             | 514   |
| Clearwater Beach, Pinellas     | 507   |
| South Daytona, Volusia         | 503   |
| Jay, Santa Rosa                | 498   |
| Palm Beach, Palm Beach         | 485   |
| Silver Springs, Marion         | 482   |
| Gulfport, Pinellas             | 475   |
| Weeki Wachee, Hernando         | 472   |
| Sweetwater, Dade               | 471   |
| Cottdale, Jackson              | 460   |
| Hawthorne, Alachua             | 454   |
| Mascotte, Lake                 | 451   |
| Molino, Escambia               | 439   |
| Midway, Gadsden                | 436   |
| Bunnell, Flagler               | 432   |
| East Palatka, Putnam           | 431   |
| Citra, Marion                  | 428   |
| Oakland, Orange                | 428   |
| Zolfo Springs, Hardee          | 427   |
| Florida State University, Leon | 426   |
| Oxford, Sumter                 | 425   |
| Rotunda West, Charlotte        | 418   |
| Surfside, Dade                 | 408   |
| Altha, Calhoun                 | 403   |
| Melbourne Beach, Brevard       | 403   |
| Apalachicola, Franklin         | 402   |
| Myakka City, Manatee           | 401   |
| Youngstown, Bay                | 396   |
| Centerville, Leon              | 393   |
| Cape Canaveral, Brevard        | 391   |
| Ocklawaha, Marion              | 384   |
| Tavernier, Monroe              | 384   |
| Celebration, Osceola           | 378   |
| Flagler Beach, Flagler         | 378   |
| Branford, Suwannee             | 377   |
| Indian Harbour Beach, Brevard  | 369   |
| Mims, Brevard                  | 364   |
| Alva, Lee                      | 363   |
| Bal Harbour, Dade              | 356   |
| Dundee, Polk                   | 354   |
| Raiford, Union                 | 353   |
| Archer, Alachua                | 350   |

# COVID-19: characteristics of 1,739,276 Florida resident cases

Data through Feb 5, 2021 verified as of Feb 6, 2021 at 09:25 AM

Data in this report are provisional and subject to change.

The table below includes the cities and counties of residence for cases in Florida residents based on the patient's ZIP Code. Note that city is not always received as part of the initial notification and may be missing while the case is being investigated.

| City and county              | Cases |
|------------------------------|-------|
| Hastings, St. Johns          | 350   |
| Bell, Gilchrist              | 344   |
| De Leon Springs, Volusia     | 340   |
| Haverhill, Palm Beach        | 340   |
| Osprey, Sarasota             | 331   |
| Webster, Sumter              | 329   |
| Grand Ridge, Jackson         | 324   |
| Eagle Lake, Polk             | 320   |
| Pierson, Volusia             | 313   |
| West Miami, Dade             | 312   |
| Malone, Jackson              | 308   |
| Greenville, Madison          | 307   |
| Holly Hill, Volusia          | 306   |
| Floral City, Citrus          | 305   |
| Jennings, Hamilton           | 302   |
| Lake Park, Palm Beach        | 299   |
| Vernon, Washington           | 297   |
| Ave Maria, Collier           | 292   |
| Grand Island, Lake           | 292   |
| Tequesta, Palm Beach         | 291   |
| Eastpoint, Franklin          | 291   |
| Satsuma, Putnam              | 289   |
| Chuluota, Seminole           | 286   |
| Westville, Holmes            | 284   |
| Montverde, Lake              | 283   |
| Lehigh, Lee                  | 282   |
| Gotha, Orange                | 278   |
| Melrose, Putnam              | 276   |
| Elkton, St. Johns            | 275   |
| Indian Rocks Beach, Pinellas | 271   |
| Laurel Hill, Okaloosa        | 270   |
| Bryceville, Nassau           | 265   |
| Reddick, Marion              | 263   |
| Greenwood, Jackson           | 259   |
| Sebastian, Brevard           | 258   |
| Malabar, Brevard             | 257   |
| Valparaiso, Okaloosa         | 257   |
| Alafaya, Orange              | 255   |
| Kenneth City, Pinellas       | 252   |
| San Antonio, Pasco           | 248   |
| Ponce De Leon, Holmes        | 248   |
| Winter Park, Seminole        | 247   |
| O Brien, Suwannee            | 243   |
| Belleair, Pinellas           | 238   |
| Fort Mccoy, Marion           | 237   |
| Lake Panasoffkee, Sumter     | 232   |
| South Pasadena, Pinellas     | 229   |
| Anthony, Marion              | 229   |
| Edgewood, Orange             | 221   |
| Inlet Beach, Walton          | 218   |
| Morriston, Levy              | 216   |
| Southport, Bay               | 216   |
| Geneva, Seminole             | 216   |
| Sanibel, Lee                 | 215   |
| White Springs, Hamilton      | 213   |
| Gretna, Gadsden              | 212   |
| Lee, Madison                 | 211   |
| Greenacres, Palm Beach       | 210   |
| Fountain, Bay                | 209   |

# COVID-19: characteristics of 1,739,276 Florida resident cases

Data through Feb 5, 2021 verified as of Feb 6, 2021 at 09:25 AM

Data in this report are provisional and subject to change.

The table below includes the cities and counties of residence for cases in Florida residents based on the patient's ZIP Code. Note that city is not always received as part of the initial notification and may be missing while the case is being investigated.

| City and county                  | Cases |
|----------------------------------|-------|
| Hosford, Liberty                 | 207   |
| Wellborn, Suwannee               | 201   |
| Kindred, Osceola                 | 201   |
| Weirsdale, Marion                | 200   |
| Bay Harbor Islands, Dade         | 195   |
| Hallandale Beach, Broward        | 195   |
| Mcdavid, Escambia                | 191   |
| Fern Park, Seminole              | 189   |
| Saint James City, Lee            | 188   |
| Longboat Key, Manatee            | 187   |
| University Of Central Fl, Orange | 186   |
| Eglin Air Force Base, Okaloosa   | 185   |
| Mcalpin, Suwannee                | 183   |
| Azalea Park, Orange              | 179   |
| Sopchoppy, Wakulla               | 176   |
| The Villages, Marion             | 175   |
| Holmes Beach, Manatee            | 173   |
| Altoona, Lake                    | 172   |
| Juno Beach, Palm Beach           | 171   |
| Islamorada, Monroe               | 170   |
| Howey-In-The-Hills, Lake         | 169   |
| Alford, Jackson                  | 169   |
| Holt, Okaloosa                   | 169   |
| Lakewood Ranch, Manatee          | 168   |
| Astatula, Lake                   | 167   |
| Babson Park, Polk                | 165   |
| Micanopy, Alachua                | 163   |
| Zellwood, Orange                 | 161   |
| Missing, Orange                  | 159   |
| The Villages, Lake               | 159   |
| Madeira Beach, Pinellas          | 158   |
| Missing, Volusia                 | 158   |
| Poinciana, Polk                  | 154   |
| Caryville, Washington            | 153   |
| Lauderdale By The Sea, Broward   | 153   |
| University Of Miami, Dade        | 152   |
| Atlantis, Palm Beach             | 147   |
| Summerland Key, Monroe           | 146   |
| Mangonia Park, Palm Beach        | 146   |
| Center Hill, Sumter              | 145   |
| Bokeelia, Lee                    | 143   |
| Lockhart, Orange                 | 141   |
| Lake Helen, Volusia              | 139   |
| Bay Lake, Orange                 | 139   |
| Clair-Mel City, Hillsborough     | 139   |
| Pomona Park, Putnam              | 139   |
| Viera, Brevard                   | 138   |
| Oak Hill, Volusia                | 137   |
| Odessa, Pasco                    | 136   |
| Hiawassee, Orange                | 136   |
| Rocky Point, Hillsborough        | 135   |
| Golden Beach, Dade               | 130   |
| University Of Fl, Alachua        | 129   |
| Osteen, Volusia                  | 126   |
| Grant-Valkaria, Brevard          | 126   |
| Hypoluxo, Palm Beach             | 125   |
| Ponce Inlet, Volusia             | 125   |
| Carrollwood, Hillsborough        | 124   |
| Hollister, Putnam                | 123   |



# COVID-19: characteristics of 1,739,276 Florida resident cases

Data through Feb 5, 2021 verified as of Feb 6, 2021 at 09:25 AM

Data in this report are provisional and subject to change.

The table below includes the cities and counties of residence for cases in Florida residents based on the patient's ZIP Code. Note that city is not always received as part of the initial notification and may be missing while the case is being investigated.

| City and county                           | Cases |
|---|-------|
| Baldwin, Duval                            | 121   |
| Apopka, Seminole                          | 121   |
| Citrus Springs, Citrus                    | 120   |
| Cutler Bay, Dade                          | 119   |
| Clarksville, Calhoun                      | 117   |
| San Mateo, Putnam                         | 116   |
| Matlacha, Lee                             | 116   |
| Hampton, Bradford                         | 112   |
| Sumterville, Sumter                       | 112   |
| Big Pine Key, Monroe                      | 110   |
| Cloud Lake, Palm Beach                    | 110   |
| Steinhatchee, Taylor                      | 110   |
| Lake Hamilton, Polk                       | 109   |
| Lutz, Pasco                               | 109   |
| Kendall, Dade                             | 108   |
| Paisley, Lake                             | 107   |
| Inglis, Levy                              | 107   |
| Lady Lake, Sumter                         | 105   |
| Placida, Charlotte                        | 104   |
| Buena Ventura Lakes, Osceola              | 99    |
| Panacea, Wakulla                          | 99    |
| Callaway, Bay                             | 98    |
| South Fort Myers, Lee                     | 97    |
| Christmas, Orange                         | 97    |
| Seville, Volusia                          | 96    |
| Temple Terrace, Hillsborough              | 95    |
| Belleair Beach, Pinellas                  | 93    |
| Canal Point, Palm Beach                   | 92    |
| Dinsmore, Duval                           | 92    |
| Florahome, Putnam                         | 91    |
| Lamont, Jefferson                         | 91    |
| Harmony, Osceola                          | 91    |
| University Of Central Florida, Orange     | 90    |
| Waldo, Alachua                            | 90    |
| Hurlburt Field, Okaloosa                  | 89    |
| Tierra Verde, Pinellas                    | 89    |
| Brooker, Bradford                         | 88    |
| Bascom, Jackson                           | 86    |
| Astor, Lake                               | 86    |
| Barefoot Bay, Brevard                     | 83    |
| Tyndall Air Force Base, Bay               | 82    |
| Fruit Cove, St. Johns                     | 82    |
| Maitland, Seminole                        | 80    |
| Lighthouse Point, Broward                 | 80    |
| Cedar Key, Levy                           | 80    |
| West Park, Broward                        | 78    |
| University Of South Florida, Hillsborough | 78    |
| F M, Lee                                  | 77    |
| Crystal Beach, Pinellas                   | 77    |
| Lorida, Highlands                         | 77    |
| Pinetta, Madison                          | 77    |
| Missing, Lee                              | 76    |
| Barry University, Dade                    | 75    |
| Palma Ceia, Hillsborough                  | 73    |
| Bradenton Beach, Manatee                  | 73    |
| Ocean Ridge, Palm Beach                   | 72    |
| Avon Park, Polk                           | 72    |
| Kathleen, Polk                            | 71    |
| Campbellton, Jackson                      | 70    |

# COVID-19: characteristics of 1,739,276 Florida resident cases

Data through Feb 5, 2021 verified as of Feb 6, 2021 at 09:25 AM

Data in this report are provisional and subject to change.

The table below includes the cities and counties of residence for cases in Florida residents based on the patient's ZIP Code. Note that city is not always received as part of the initial notification and may be missing while the case is being investigated.

| City and county                   | Cases |
|-----------------------------------|-------|
| Dania Beach, Broward              | 70    |
| Missing, St. Johns                | 69    |
| Patrick Air Force Base, Brevard   | 69    |
| Welaka, Putnam                    | 69    |
| Ochopee, Collier                  | 68    |
| Sunny Isles Beach, Dade           | 68    |
| Eatonville, Orange                | 68    |
| Saint Leo, Pasco                  | 67    |
| City Of Sunrise, Broward          | 66    |
| Fort Denaud, Hendry               | 66    |
| Saint Pete Beach, Pinellas        | 66    |
| Air Mail Facility, Dade           | 64    |
| Yalaha, Lake                      | 64    |
| Stock Island, Monroe              | 62    |
| Boca Grande, Lee                  | 62    |
| Florida Gulf Coast Univ, Lee      | 60    |
| North Venice, Sarasota            | 60    |
| Princeton, Dade                   | 60    |
| Greensboro, Gadsden               | 60    |
| Bonita Beach, Lee                 | 58    |
| Georgetown, Putnam                | 57    |
| Orlando, Seminole                 | 56    |
| Reunion, Osceola                  | 55    |
| Destin, Walton                    | 55    |
| Missing, Marion                   | 54    |
| Mexico Beach, Bay                 | 54    |
| Bellview, Escambia                | 53    |
| Cudjoe Key, Monroe                | 53    |
| Anna Maria, Manatee               | 52    |
| Orlando, Dade                     | 52    |
| Miami, Unknown                    | 51    |
| Lake Suzy, Desoto                 | 50    |
| Heathrow, Seminole                | 49    |
| Treasure Island, Pinellas         | 49    |
| Walnut Hill, Escambia             | 49    |
| North Redington Beach, Pinellas   | 49    |
| Micco, Brevard                    | 48    |
| Northdale, Hillsborough           | 48    |
| Ona, Hardee                       | 47    |
| Palm Beach Shores, Palm Beach     | 47    |
| Missing, Santa Rosa               | 47    |
| Singer Island, Palm Beach         | 47    |
| Felda, Hendry                     | 47    |
| Aloma, Orange                     | 46    |
| Salt Springs, Marion              | 45    |
| Miami Springs, Dade               | 45    |
| Okahumpka, Lake                   | 44    |
| Town N Country, Hillsborough      | 44    |
| Orlando, Osceola                  | 44    |
| Cinco Bayou, Okaloosa             | 44    |
| Missing, St. Lucie                | 43    |
| Sewalls Point, Martin             | 42    |
| Highland City, Polk               | 42    |
| Terra Ceia, Manatee               | 42    |
| Enterprise, Volusia               | 42    |
| University Of Tampa, Hillsborough | 41    |
| Miromar Lakes, Lee                | 41    |
| Saint Johns, Duval                | 40    |
| Orlando, Broward                  | 39    |

# COVID-19: characteristics of 1,739,276 Florida resident cases

Data through Feb 5, 2021 verified as of Feb 6, 2021 at 09:25 AM

Data in this report are provisional and subject to change.

The table below includes the cities and counties of residence for cases in Florida residents based on the patient's ZIP Code. Note that city is not always received as part of the initial notification and may be missing while the case is being investigated.

| City and county                   | Cases |
|-----------------------------------|-------|
| Village Of Wellington, Palm Beach | 39    |
| Florence Villa, Polk              | 39    |
| Manalapan, Palm Beach             | 39    |
| Intercession City, Osceola        | 39    |
| Duette, Manatee                   | 39    |
| Ebro, Washington                  | 39    |
| Missing, Duval                    | 38    |
| Waverly, Polk                     | 38    |
| Missing, Pasco                    | 38    |
| Eaton Park, Polk                  | 38    |
| Gulf Breeze, Escambia             | 38    |
| Key Colony Beach, Monroe          | 38    |
| Orlando, Volusia                  | 37    |
| Ponte Vedra, Duval                | 37    |
| Florida International Univ, Dade  | 35    |
| Bayonet Point, Pasco              | 35    |
| Orlando, Polk                     | 35    |
| Naranja, Dade                     | 34    |
| Village Wellington, Palm Beach    | 34    |
| Kenansville, Osceola              | 34    |
| Florida A And M University, Leon  | 34    |
| Flemington, Marion                | 34    |
| Highland Beach, Palm Beach        | 34    |
| Green Acres, Palm Beach           | 34    |
| Pasadena, Pinellas                | 33    |
| Dowling Park, Suwannee            | 32    |
| Missing, Palm Beach               | 32    |
| Cortez, Manatee                   | 32    |
| Palm Shores, Brevard              | 31    |
| Bagdad, Santa Rosa                | 31    |
| Bay Pines, Pinellas               | 31    |
| Hialeah Gardens, Dade             | 31    |
| Lulu, Columbia                    | 30    |
| Lacoochee, Pasco                  | 30    |
| Eloise, Polk                      | 29    |
| Missing, Lake                     | 29    |
| Orlando, Hillsborough             | 29    |
| Homeland, Polk                    | 29    |
| Bonita Springs, Collier           | 29    |
| Tice, Lee                         | 29    |
| Miami Shores, Dade                | 28    |
| Penney Farms, Clay                | 28    |
| Jupiter, Martin                   | 28    |
| Hallandle Beach, Broward          | 28    |
| Pensacola Beach, Santa Rosa       | 27    |
| Caryville, Holmes                 | 27    |
| Missing, Pinellas                 | 27    |
| Univ Of FI Student Dorms, Alachua | 27    |
| Nocatee, Desoto                   | 27    |
| Stetson University, Volusia       | 27    |
| Mcintosh, Marion                  | 26    |
| Florida State, Leon               | 26    |
| Horseshoe Beach, Dixie            | 26    |
| Kinard, Calhoun                   | 26    |
| North Bay Village, Dade           | 25    |
| Lealman, Pinellas                 | 25    |
| South Miami Heights, Dade         | 25    |
| Chokoloskee, Collier              | 25    |
| Missing, Monroe                   | 25    |

# COVID-19: characteristics of 1,739,276 Florida resident cases

Data through Feb 5, 2021 verified as of Feb 6, 2021 at 09:25 AM

Data in this report are provisional and subject to change.

The table below includes the cities and counties of residence for cases in Florida residents based on the patient's ZIP Code. Note that city is not always received as part of the initial notification and may be missing while the case is being investigated.

| City and county                    | Cases |
|------------------------------------|-------|
| South Palm Beach, Palm Beach       | 25    |
| Homosassa Springs, Citrus          | 25    |
| Earleton, Alachua                  | 25    |
| Poinciana, Osceola                 | 24    |
| Santa Fe, Alachua                  | 24    |
| City Of Westlake, Palm Beach       | 24    |
| Labelle, Glades                    | 24    |
| Palmdale, Glades                   | 24    |
| Missing, Hillsborough              | 24    |
| Davenport, Osceola                 | 23    |
| Bayshore Gardens, Manatee          | 23    |
| Siesta Key, Sarasota               | 23    |
| Tangerine, Orange                  | 23    |
| New Smyrna, Volusia                | 23    |
| Missing, Escambia                  | 23    |
| Miami, Broward                     | 23    |
| Fort Lauderdale, Dade              | 23    |
| Venus, Highlands                   | 23    |
| Indian Lake Estates, Polk          | 23    |
| Saint Marks, Wakulla               | 23    |
| Lakeshore, Polk                    | 22    |
| Tioga, Alachua                     | 22    |
| Goulds, Dade                       | 22    |
| Balm, Hillsborough                 | 22    |
| Pine Hills, Orange                 | 22    |
| La Crosse, Alachua                 | 22    |
| Ridge Manor, Pasco                 | 22    |
| Florida Dept Of Corrections, Union | 22    |
| Yankeetown, Levy                   | 22    |
| Wausau, Washington                 | 21    |
| Alturas, Polk                      | 21    |
| Bonifay, Washington                | 21    |
| Bostwick, Putnam                   | 21    |
| Long Key, Monroe                   | 21    |
| Sparr, Marion                      | 21    |
| Hawthorne, Putnam                  | 21    |
| Kissimmee, Orange                  | 21    |
| Bradley, Polk                      | 21    |
| Perdido Key, Escambia              | 21    |
| Westchase, Hillsborough            | 21    |
| Bonaventure, Broward               | 21    |
| Pine Castle, Orange                | 20    |
| Sydney, Hillsborough               | 20    |
| Loughman, Polk                     | 20    |
| Paxton, Walton                     | 20    |
| Plymouth, Orange                   | 19    |
| Citrus Ridge, Indian River         | 19    |
| Crystal Springs, Pasco             | 19    |
| Everglades City, Collier           | 19    |
| Little Torch Key, Monroe           | 19    |
| Orange Lake, Marion                | 19    |
| Branford, Lafayette                | 19    |
| Sun City, Hillsborough             | 19    |
| Sugarloaf Key, Monroe              | 18    |
| Babcock Ranch, Lee                 | 18    |
| Mexico Beach, Gulf                 | 18    |
| Wabasso, Indian River              | 18    |
| Lowell, Marion                     | 18    |
| Archer, Levy                       | 18    |

# COVID-19: characteristics of 1,739,276 Florida resident cases

Data through Feb 5, 2021 verified as of Feb 6, 2021 at 09:25 AM

Data in this report are provisional and subject to change.

The table below includes the cities and counties of residence for cases in Florida residents based on the patient's ZIP Code. Note that city is not always received as part of the initial notification and may be missing while the case is being investigated.

| City and county                        | Cases |
|--|-------|
| Hollywood, Dade                        | 18    |
| Mango, Hillsborough                    | 18    |
| Orlando, Palm Beach                    | 18    |
| Fort Ogden, Desoto                     | 18    |
| Graceville, Holmes                     | 17    |
| Candler, Marion                        | 17    |
| Parker, Bay                            | 17    |
| Pembroke Park, Broward                 | 17    |
| Laud-By-The-Sea, Broward               | 17    |
| Nalcrest, Polk                         | 17    |
| Maxville, Duval                        | 17    |
| Indian River Shores, Indian River      | 17    |
| Florida International University, Dade | 17    |
| Goodland, Collier                      | 17    |
| Missing, Manatee                       | 16    |
| Missing, Seminole                      | 16    |
| Jensen Beach, St. Lucie                | 16    |
| West Panama City Beach, Bay            | 16    |
| Golden Oak, Orange                     | 16    |
| Jacksonville, Unknown                  | 16    |
| Champions Gate, Polk                   | 16    |
| Orlando, Pinellas                      | 16    |
| Lake City, Suwannee                    | 15    |
| Wekiva Springs, Seminole               | 15    |
| Nichols, Polk                          | 15    |
| Gulf Stream, Palm Beach                | 15    |
| Webster, Hernando                      | 15    |
| Gulf Hammock, Levy                     | 15    |
| Hernando Beach, Hernando               | 15    |
| Shady Hills, Pasco                     | 15    |
| Tallevast, Manatee                     | 14    |
| Copeland, Collier                      | 14    |
| White Springs, Columbia                | 14    |
| Village Of Palmetto Bay, Dade          | 14    |
| Mount Dora, Orange                     | 14    |
| Union Park, Orange                     | 14    |
| Missing, Collier                       | 14    |
| Murdock, Charlotte                     | 14    |
| Forest City, Orange                    | 14    |
| Westlake, Palm Beach                   | 14    |
| Woodville, Leon                        | 14    |
| Redington Shores, Pinellas             | 14    |
| Winter Garden, Lake                    | 14    |
| Wewahitchka, Calhoun                   | 14    |
| Hialeah, Unknown                       | 13    |
| Orlando, Brevard                       | 13    |
| Otter Creek, Levy                      | 13    |
| Saint George Island, Franklin          | 13    |
| Orlando, Lake                          | 13    |
| Lake Buena Vista, Orange               | 13    |
| Watersound, Walton                     | 13    |
| Suwannee, Dixie                        | 13    |
| Laurel Hill, Walton                    | 13    |
| Hutchinson Island, St. Lucie           | 13    |
| High Springs, Gilchrist                | 13    |
| Missing, Citrus                        | 13    |
| Lakewood Ranch, Sarasota               | 12    |
| Kingsley Lake, Bradford                | 12    |
| Gonzalez, Escambia                     | 12    |

# COVID-19: characteristics of 1,739,276 Florida resident cases

Data through Feb 5, 2021 verified as of Feb 6, 2021 at 09:25 AM

Data in this report are provisional and subject to change.

The table below includes the cities and counties of residence for cases in Florida residents based on the patient's ZIP Code. Note that city is not always received as part of the initial notification and may be missing while the case is being investigated.

| City and county               | Cases |
|-------------------------------|-------|
| Pensacola Beach, Escambia     | 12    |
| Graham, Bradford              | 12    |
| Braden River, Manatee         | 12    |
| Buckingham, Lee               | 12    |
| Orlando, Unknown              | 12    |
| Saint Lucie West, St. Lucie   | 12    |
| Trenton, Levy                 | 12    |
| Lake Monroe, Seminole         | 12    |
| Belleair Bluffs, Pinellas     | 12    |
| Choctaw Beach, Okaloosa       | 12    |
| Brooksville, Pasco            | 12    |
| Fort Charlotte, Charlotte     | 12    |
| Daytona Beach Shores, Volusia | 12    |
| Trilby, Pasco                 | 12    |
| Unknown, Dade                 | 11    |
| Missing, Brevard              | 11    |
| Long Boat Key, Manatee        | 11    |
| Ramrod Key, Monroe            | 11    |
| Johns Pass Village, Pinellas  | 11    |
| Missing, Indian River         | 11    |
| Holder, Citrus                | 11    |
| Mount Plymouth, Lake          | 11    |
| Durant, Hillsborough          | 11    |
| Wahneta, Polk                 | 11    |
| Orlando, Leon                 | 11    |
| Roseland, Indian River        | 11    |
| Rosemary Beach, Walton        | 11    |
| Missing, Nassau               | 10    |
| Naples, Lee                   | 10    |
| Steinhatchee, Dixie           | 10    |
| Orlando, Duval                | 10    |
| Leisure City, Dade            | 10    |
| Passport, Unknown             | 10    |
| Seacrest, Walton              | 10    |
| Greenville, Taylor            | 10    |
| Hillsboro Beach, Broward      | 10    |
| Deerfield Beach, Palm Beach   | 10    |
| Telogia, Liberty              | 10    |
| Sea Ranch Lakes, Broward      | 9     |
| Palma Sola, Manatee           | 9     |
| Redington Beach, Pinellas     | 9     |
| Cottdonale, Washington        | 9     |
| Alys Beach, Bay               | 9     |
| Lake Como, Putnam             | 9     |
| Missing, Polk                 | 9     |
| Missing, Broward              | 9     |
| University Park, Manatee      | 9     |
| Beverly Beach, Flagler        | 9     |
| Fanning Springs, Gilchrist    | 9     |
| Grant Valkaria, Brevard       | 9     |
| Dade City, Hernando           | 9     |
| Briny Breezes, Palm Beach     | 9     |
| Perrine, Dade                 | 9     |
| West Delray Beach, Palm Beach | 9     |
| Rubonia, Manatee              | 9     |
| Indian Creek Village, Dade    | 9     |
| Lamont, Madison               | 9     |
| Los Angeles, Dade             | 9     |
| Lloyd, Jefferson              | 9     |



# COVID-19: characteristics of 1,739,276 Florida resident cases

Data through Feb 5, 2021 verified as of Feb 6, 2021 at 09:25 AM

Data in this report are provisional and subject to change.

The table below includes the cities and counties of residence for cases in Florida residents based on the patient's ZIP Code. Note that city is not always received as part of the initial notification and may be missing while the case is being investigated.

| City and county                        | Cases |
|--|-------|
| Cypress, Jackson                       | 9     |
| Ozona, Pinellas                        | 9     |
| Haines Creek, Lake                     | 8     |
| Florida State Univ Admin, Leon         | 8     |
| Forest City, Seminole                  | 8     |
| Saint Augustine, Duval                 | 8     |
| Citrus Hills, Citrus                   | 8     |
| Nobleton, Hernando                     | 8     |
| Elfers, Pasco                          | 8     |
| Virginia Gardens, Dade                 | 8     |
| Salem, Taylor                          | 8     |
| Missing, Unknown                       | 8     |
| Grandin, Putnam                        | 8     |
| Seybold, Dade                          | 8     |
| Ferndale, Lake                         | 8     |
| Eau Gallie, Brevard                    | 8     |
| Fort Walton Beach, Unknown             | 8     |
| Captiva, Lee                           | 8     |
| Cross Creek, Alachua                   | 8     |
| Deer Island, Lake                      | 8     |
| Gibsonia, Polk                         | 8     |
| Jerome, Collier                        | 8     |
| Ponce De Leon, Walton                  | 8     |
| Goldenrod, Seminole                    | 8     |
| Wildlight, Nassau                      | 7     |
| Innovation, Pasco                      | 7     |
| East Lake, Marion                      | 7     |
| Barberville, Volusia                   | 7     |
| Fort Lauderdale, Unknown               | 7     |
| Fairfield, Marion                      | 7     |
| Putnam Hall, Putnam                    | 7     |
| Palm City, St. Lucie                   | 7     |
| Orlando, Alachua                       | 7     |
| Niceville, Walton                      | 7     |
| Aripeka, Pasco                         | 7     |
| Pine Ridge, Citrus                     | 7     |
| Maitland, Volusia                      | 7     |
| Switzerland, St. Johns                 | 7     |
| Orange Springs, Marion                 | 7     |
| Fernandina, Nassau                     | 7     |
| Evinston, Alachua                      | 7     |
| Bradenton, Sarasota                    | 7     |
| Basinger, Okeechobee                   | 7     |
| Port Saint John, Brevard               | 7     |
| Orange Park, Duval                     | 7     |
| Keystone Heights, Bradford             | 7     |
| Longboat Key, Sarasota                 | 7     |
| Babcock Ranch, Charlotte               | 7     |
| Orlando, Pasco                         | 7     |
| Umatilla, Marion                       | 7     |
| University Of Central Fl, Hillsborough | 7     |
| Duck Key, Monroe                       | 6     |
| Miccosukee, Leon                       | 6     |
| Glenwood, Volusia                      | 6     |
| Pensacola, Unknown                     | 6     |
| Orchid, Indian River                   | 6     |
| Missing, Flagler                       | 6     |
| Mayport Naval Station, Duval           | 6     |
| Lake Butler, Bradford                  | 6     |

# COVID-19: characteristics of 1,739,276 Florida resident cases

Data through Feb 5, 2021 verified as of Feb 6, 2021 at 09:25 AM

Data in this report are provisional and subject to change.

The table below includes the cities and counties of residence for cases in Florida residents based on the patient's ZIP Code. Note that city is not always received as part of the initial notification and may be missing while the case is being investigated.

| City and county                       | Cases |
|---------------------------------------|-------|
| Day, Lafayette                        | 6     |
| Maitland, Osceola                     | 6     |
| Missing, Putnam                       | 6     |
| Sunny Hills, Washington               | 6     |
| Orlando, Flagler                      | 6     |
| Orlando, Marion                       | 6     |
| White City, Gulf                      | 6     |
| Worthington Springs, Union            | 6     |
| Holt, Santa Rosa                      | 6     |
| Punta Gorda, Lee                      | 6     |
| Quail Heights, Dade                   | 6     |
| River Ranch, Polk                     | 6     |
| Saint Augustine Beach, St. Johns      | 6     |
| Missing, Okaloosa                     | 6     |
| Indian Shores, Pinellas               | 6     |
| Coco River, Collier                   | 6     |
| Grove City, Charlotte                 | 6     |
| Maitland, Hillsborough                | 6     |
| Winter Park, Polk                     | 6     |
| Winderemere, Orange                   | 6     |
| Labelle, Lee                          | 6     |
| Missing, Clay                         | 6     |
| Missing, Sarasota                     | 6     |
| Missing, Taylor                       | 6     |
| Missing, Walton                       | 6     |
| Scottsmoor, Brevard                   | 5     |
| Westchester, Dade                     | 5     |
| Port Salerno, Martin                  | 5     |
| Hialeah, Broward                      | 5     |
| Ebro, Bay                             | 5     |
| Eglin, Okaloosa                       | 5     |
| Miami, Palm Beach                     | 5     |
| Stuart, St. Lucie                     | 5     |
| Valkaria, Brevard                     | 5     |
| Pass, Unknown                         | 5     |
| Inlet Beach, Bay                      | 5     |
| Missing, Leon                         | 5     |
| Milton, Escambia                      | 5     |
| Inglis, Citrus                        | 5     |
| Ocoee, Lake                           | 5     |
| Okeechobee, Martin                    | 5     |
| N/A, Unknown                          | 5     |
| Orlando, Manatee                      | 5     |
| Missing, Bay                          | 5     |
| Anastasia Island, St. Johns           | 5     |
| Fort Lauderdale, Lee                  | 5     |
| University Of Central Fl, Martin      | 5     |
| Ybor City, Hillsborough               | 5     |
| Boca Raton, Broward                   | 5     |
| Bayou George, Bay                     | 5     |
| Miramar, Dade                         | 5     |
| Miami Gardens, Unknown                | 5     |
| Morriston, Marion                     | 5     |
| Jacksonville Naval Air Station, Duval | 5     |
| Kissimmee, Unknown                    | 5     |
| Fort Lauderdale, Palm Beach           | 5     |
| Pompano Beach, Unknown                | 5     |
| Psl, Unknown                          | 5     |
| Orlando, Lee                          | 4     |

# COVID-19: characteristics of 1,739,276 Florida resident cases

Data through Feb 5, 2021 verified as of Feb 6, 2021 at 09:25 AM

Data in this report are provisional and subject to change.

The table below includes the cities and counties of residence for cases in Florida residents based on the patient's ZIP Code. Note that city is not always received as part of the initial notification and may be missing while the case is being investigated.

| City and county                    | Cases |
|------------------------------------|-------|
| San Carlos Park, Lee               | 4     |
| Newberry, Gilchrist                | 4     |
| Okeechobee, Osceola                | 4     |
| Boynton Beach, Broward             | 4     |
| Branford, Gilchrist                | 4     |
| Clewiston, Palm Beach              | 4     |
| Conch Key, Monroe                  | 4     |
| Clarcona, Orange                   | 4     |
| Lamont, Taylor                     | 4     |
| Lazy Lake, Broward                 | 4     |
| Seacrest, Bay                      | 4     |
| Point Washington, Walton           | 4     |
| Pompano Beach, Dade                | 4     |
| Williston, Marion                  | 4     |
| El Jobean, Charlotte               | 4     |
| East Rockland Key, Monroe          | 4     |
| Bella Collina, Lake                | 4     |
| Naples, Unknown                    | 4     |
| Missing, Alachua                   | 4     |
| Miami Beach, Unknown               | 4     |
| Hinsdale, Manatee                  | 4     |
| Pompano Beach, Palm Beach          | 4     |
| Oneco, Manatee                     | 4     |
| Wakulla Springs, Wakulla           | 4     |
| Weirsdale, Lake                    | 4     |
| International Service Center, Dade | 4     |
| Indian Rock Beach, Pinellas        | 4     |
| Hollywood, Unknown                 | 4     |
| Cypress Gardens, Polk              | 4     |
| Bowling Green, Polk                | 4     |
| Mayport, Duval                     | 4     |
| Shady Grove, Taylor                | 4     |
| Port Charlotte, Unknown            | 4     |
| Okeechobee, Glades                 | 4     |
| West Bradenton, Manatee            | 4     |
| Loxahatchee Groves, Palm Beach     | 4     |
| Live Oak, Madison                  | 4     |
| Bruce, Holmes                      | 4     |
| Highland Park, Polk                | 4     |
| Melrose, Bradford                  | 4     |
| Margate, Unknown                   | 4     |
| Mid Florida, Seminole              | 4     |
| Ocean Breeze, Martin               | 4     |
| Pensacola, Santa Rosa              | 4     |
| Glen Ridge, Palm Beach             | 4     |
| Coconut Creek, Palm Beach          | 4     |
| Brewton, Escambia                  | 3     |
| Apopka, Broward                    | 3     |
| Missing, Highlands                 | 3     |
| Lanark Village, Franklin           | 3     |
| Lake Harbor, Palm Beach            | 3     |
| Maitland, Polk                     | 3     |
| Orem, Palm Beach                   | 3     |
| Pp, Dade                           | 3     |
| Pp, Unknown                        | 3     |
| Woodside, Broward                  | 3     |
| Pass, Dade                         | 3     |
| Vero Beach, Brevard                | 3     |
| Los Angeles, Broward               | 3     |

# COVID-19: characteristics of 1,739,276 Florida resident cases

Data through Feb 5, 2021 verified as of Feb 6, 2021 at 09:25 AM

Data in this report are provisional and subject to change.

The table below includes the cities and counties of residence for cases in Florida residents based on the patient's ZIP Code. Note that city is not always received as part of the initial notification and may be missing while the case is being investigated.

| City and county                     | Cases |
|-------------------------------------|-------|
| Lake Worth, Broward                 | 3     |
| Jacksonville, Dade                  | 3     |
| Lynbrook, Broward                   | 3     |
| Miami, Orange                       | 3     |
| Miami Gardens, Broward              | 3     |
| Immokalee, Lee                      | 3     |
| Lake City, Duval                    | 3     |
| Lakeland, Hillsborough              | 3     |
| Fort Myers, Unknown                 | 3     |
| Hallandale Beach, Unknown           | 3     |
| Blountstown, Liberty                | 3     |
| Village Of Golf, Palm Beach         | 3     |
| Wildwood, Marion                    | 3     |
| Port Saint Lucie, Martin            | 3     |
| Palm Coast, Volusia                 | 3     |
| Saint Augusaintine Beach, St. Johns | 3     |
| Saint Petersburg, Hillsborough      | 3     |
| Tarpon Springs, Pasco               | 3     |
| Tampa Palms, Hillsborough           | 3     |
| Tampa, Pinellas                     | 3     |
| Pineland, Lee                       | 3     |
| Winter Garden, Seminole             | 3     |
| Ludlam, Dade                        | 3     |
| Laurel, Sarasota                    | 3     |
| Jacksonville, Clay                  | 3     |
| Greenville, Jefferson               | 3     |
| Deland, Lake                        | 3     |
| Clermont, Orange                    | 3     |
| Apopka, Lake                        | 3     |
| Cape San Blas, Gulf                 | 3     |
| Crestview, Walton                   | 3     |
| Fernandina Beach, Duval             | 3     |
| Island Grove, Alachua               | 3     |
| Green Cove Springs, Duval           | 3     |
| Fpo, Duval                          | 3     |
| Missing, Martin                     | 3     |
| Vernon, Bay                         | 3     |
| Mayport Naval Housing, Duval        | 3     |
| Monticello, Madison                 | 3     |
| Samoset, Manatee                    | 3     |
| San Fernando, Unknown               | 3     |
| Jonesville, Alachua                 | 3     |
| Julington Creek, St. Johns          | 3     |
| Jupiter Island, Martin              | 3     |
| Mims, Volusia                       | 3     |
| Miramar, Unknown                    | 3     |
| Marco Island, Lee                   | 3     |
| Alford, Washington                  | 3     |
| Altamonte Springs, Orange           | 3     |
| Alys Beach, Walton                  | 3     |
| Pembroke Pines, Unknown             | 3     |
| Ocean Reef Club, Monroe             | 3     |
| Sandestin, Walton                   | 3     |
| Vero Beach, St. Lucie               | 3     |
| Land O Lakes, Hillsborough          | 3     |
| Lady Lake, Marion                   | 3     |
| Bay Harbor Islands, Unknown         | 3     |
| Ft Pierce, St. Lucie                | 3     |
| Westville, Walton                   | 3     |

# COVID-19: characteristics of 1,739,276 Florida resident cases

Data through Feb 5, 2021 verified as of Feb 6, 2021 at 09:25 AM

Data in this report are provisional and subject to change.

The table below includes the cities and counties of residence for cases in Florida residents based on the patient's ZIP Code. Note that city is not always received as part of the initial notification and may be missing while the case is being investigated.

| City and county                    | Cases |
|------------------------------------|-------|
| Milligan, Okaloosa                 | 3     |
| Sugarloaf, Monroe                  | 3     |
| Coraopolis, Citrus                 | 3     |
| Cape Haze, Charlotte               | 3     |
| Chicago, Lee                       | 3     |
| Bristol, Calhoun                   | 3     |
| North Fort Myers, Charlotte        | 3     |
| Missing, Sumter                    | 3     |
| Jacksonville, Alachua              | 3     |
| Stuart, Palm Beach                 | 3     |
| Sorrento, Orange                   | 3     |
| Tampa, Hernando                    | 2     |
| Summerfield, Unknown               | 2     |
| Sharpes, Brevard                   | 2     |
| Sebring, Desoto                    | 2     |
| Panama City, Unknown               | 2     |
| Pembroke Pines, Dade               | 2     |
| Ormond Beach, Flagler              | 2     |
| Saint Lucie Village, St. Lucie     | 2     |
| Wauchula, Desoto                   | 2     |
| Vero Beach, Unknown                | 2     |
| Yeehaw, Okeechobee                 | 2     |
| Melrose, Clay                      | 2     |
| Mesa, Unknown                      | 2     |
| Longview, Dade                     | 2     |
| Missing, Osceola                   | 2     |
| Noma, Holmes                       | 2     |
| Jacksonville, Nassau               | 2     |
| Jacksonville Naval Hospital, Duval | 2     |
| Hosford, Calhoun                   | 2     |
| Aventura, Broward                  | 2     |
| 000000, Unknown                    | 2     |
| Champions Gate, Osceola            | 2     |
| Sutton, Pasco                      | 2     |
| Red Bay, Holmes                    | 2     |
| Port Saint Lucie, Palm Beach       | 2     |
| Orlo Vista, Orange                 | 2     |
| Saint Marys, Nassau                | 2     |
| Wacissa, Jefferson                 | 2     |
| Tampa, Unknown                     | 2     |
| Windermere, Lake                   | 2     |
| Fisher Island, Unknown             | 2     |
| Fort Lauderdale, Alachua           | 2     |
| Deerfield Beach, Unknown           | 2     |
| Doral, Unknown                     | 2     |
| Brooklyn, Broward                  | 2     |
| Cross City, Taylor                 | 2     |
| Carl Fisher, Dade                  | 2     |
| Lakeland, Unknown                  | 2     |
| Micanopy, Marion                   | 2     |
| Homeless, Hillsborough             | 2     |
| Jupiter, Dade                      | 2     |
| Venice, Dade                       | 2     |
| University Of Central Fl, Seminole | 2     |
| Union, Manatee                     | 2     |
| Sand Lake, Orange                  | 2     |
| Okeechobee, Highlands              | 2     |
| Orlando, Escambia                  | 2     |
| Port Charlotte, Lee                | 2     |

# COVID-19: characteristics of 1,739,276 Florida resident cases

Data through Feb 5, 2021 verified as of Feb 6, 2021 at 09:25 AM

Data in this report are provisional and subject to change.

The table below includes the cities and counties of residence for cases in Florida residents based on the patient's ZIP Code. Note that city is not always received as part of the initial notification and may be missing while the case is being investigated.

| City and county               | Cases |
|-------------------------------|-------|
| Port St. Lucie, St. Lucie     | 2     |
| Winter Park, Volusia          | 2     |
| Winter Springs, Orange        | 2     |
| West Palm Beach, Unknown      | 2     |
| Windermere, Hillsborough      | 2     |
| Bonnie, Dade                  | 2     |
| Eatonville, Polk              | 2     |
| Fort Pierce, Brevard          | 2     |
| Delray Beach, Broward         | 2     |
| Graceville, Unknown           | 2     |
| High Springs, Columbia        | 2     |
| Long Beach, Orange            | 2     |
| Miami, Martin                 | 2     |
| New Port Richey, Hillsborough | 2     |
| Labelle, Collier              | 2     |
| Longwood, Unknown             | 2     |
| Lauderhill, Unknown           | 2     |
| Jena, Taylor                  | 2     |
| Sarasota, Unknown             | 2     |
| Port Canaveral, Brevard       | 2     |
| Plantation Key, Monroe        | 2     |
| Orlando, St. Lucie            | 2     |
| Oakland Park, Unknown         | 2     |
| Orlando, Collier              | 2     |
| Seguin, Unknown               | 2     |
| Sunrise, Unknown              | 2     |
| Tampa, Broward                | 2     |
| Tarpon Springs, Hillsborough  | 2     |
| Marysville, Dade              | 2     |
| Cross Key, Monroe             | 2     |
| Cibolo, Orange                | 2     |
| Claysville, Hernando          | 2     |
| Dade City, Unknown            | 2     |
| Crescent Beach, Sarasota      | 2     |
| Defuniak Springs, Okaloosa    | 2     |
| Defuniak Springs, Unknown     | 2     |
| Callahan, Duval               | 2     |
| Clermont, Polk                | 2     |
| Doctors Inlet, Clay           | 2     |
| Bonifay, Jackson              | 2     |
| Bonnie, Sarasota              | 2     |
| Bronx, Seminole               | 2     |
| Fort Myers, Collier           | 2     |
| Fort Pierce, Martin           | 2     |
| Lake Helen, Orange            | 2     |
| Lecanto, Marion               | 2     |
| Maitland, Leon                | 2     |
| Miami Shores, Broward         | 2     |
| Missing, Hernando             | 2     |
| Winter Park, Leon             | 2     |
| Weston, Dade                  | 2     |
| West Palm Beach, Dade         | 2     |
| Palm Springs North, Dade      | 2     |
| Orlando, Santa Rosa           | 2     |
| Orlando, Charlotte            | 2     |
| Oklawaha, Marion              | 2     |
| Olustee, Baker                | 2     |
| None, Dade                    | 2     |
| Mount Pleasant, Gadsden       | 2     |



# COVID-19: characteristics of 1,739,276 Florida resident cases

Data through Feb 5, 2021 verified as of Feb 6, 2021 at 09:25 AM

Data in this report are provisional and subject to change.

The table below includes the cities and counties of residence for cases in Florida residents based on the patient's ZIP Code. Note that city is not always received as part of the initial notification and may be missing while the case is being investigated.

| City and county                           | Cases |
|---|-------|
| Navarre, Okaloosa                         | 2     |
| West Villages, Sarasota                   | 2     |
| Zellwood, Lake                            | 2     |
| Upper Key Largo, Monroe                   | 2     |
| University Of Central Florida, Brevard    | 2     |
| Seven Springs, Pasco                      | 2     |
| Blountstown, Jackson                      | 2     |
| Alligator Point, Franklin                 | 2     |
| Coconut Creek, Unknown                    | 2     |
| Bradington, Manatee                       | 2     |
| Hallandale Beach, Dade                    | 2     |
| Crawfordville, Leon                       | 2     |
| Eatonville, Lake                          | 2     |
| Lawtey, Union                             | 2     |
| Lake Geneva, Clay                         | 2     |
| Lutz, Pinellas                            | 2     |
| Los Angeles, Okaloosa                     | 2     |
| Madison, Unknown                          | 2     |
| Maitland, Pasco                           | 2     |
| Chipley, Jackson                          | 2     |
| Amelia City, Nassau                       | 2     |
| Apopka, Unknown                           | 2     |
| Alligator Point, Wakulla                  | 2     |
| Florida Power & Light Co, Dade            | 2     |
| University Of Central Florida, Broward    | 2     |
| Ocala, Unknown                            | 2     |
| Miamt, Dade                               | 2     |
| Orlando, Okaloosa                         | 2     |
| Wimauma, Manatee                          | 2     |
| Provo, Broward                            | 2     |
| University Of Central Florida, Palm Beach | 2     |
| University Of Central Florida, Pinellas   | 2     |
| Sumatra, Liberty                          | 2     |
| Portland, Unknown                         | 2     |
| Maitland, Lake                            | 2     |
| Hialeah Lakes, Dade                       | 2     |
| Moore Haven, Hendry                       | 2     |
| Naples, Broward                           | 2     |
| Cassadaga, Volusia                        | 2     |
| Fort Walton Beach, Walton                 | 2     |
| Dunnellon, Levy                           | 2     |
| Export, Palm Beach                        | 1     |
| Fdsf, Unknown                             | 1     |
| Downers Grove, St. Lucie                  | 1     |
| Duke Field Air Force Station, Okaloosa    | 1     |
| Fort Myers, Lake                          | 1     |
| Felda, Palm Beach                         | 1     |
| Flagler Beach, Volusia                    | 1     |
| Flomaton, Escambia                        | 1     |
| Flora, Lee                                | 1     |
| Fruitland Park, Sumter                    | 1     |
| Fwb, Unknown                              | 1     |
| Gainesville, Marion                       | 1     |
| Gastonia, Polk                            | 1     |
| Geneva, Orange                            | 1     |
| Fresno, Pasco                             | 1     |
| Green, Clay                               | 1     |
| Greensburg, Orange                        | 1     |
| Greenville, Monroe                        | 1     |

# COVID-19: characteristics of 1,739,276 Florida resident cases

Data through Feb 5, 2021 verified as of Feb 6, 2021 at 09:25 AM

Data in this report are provisional and subject to change.

The table below includes the cities and counties of residence for cases in Florida residents based on the patient's ZIP Code. Note that city is not always received as part of the initial notification and may be missing while the case is being investigated.

| City and county               | Cases |
|-------------------------------|-------|
| Gulf Shores, Escambia         | 1     |
| Clearwater, Highlands         | 1     |
| Clermont, Unknown             | 1     |
| Columbia, Orange              | 1     |
| Coral Gables, Unknown         | 1     |
| Coral Springs, Unknown        | 1     |
| Cornelius, Leon               | 1     |
| Crestview, Dade               | 1     |
| Dade City, Polk               | 1     |
| Dania, Unknown                | 1     |
| Darien, Pasco                 | 1     |
| Arcadia, Charlotte            | 1     |
| Aspen, Palm Beach             | 1     |
| Atlanta, Broward              | 1     |
| Aurburndale, Polk             | 1     |
| Aventura, Unknown             | 1     |
| Azalea Park, Sarasota         | 1     |
| Bartow, Unknown               | 1     |
| Boca Roton, Unknown           | 1     |
| Brooksville, Columbia         | 1     |
| Bryn Mawr, Collier            | 1     |
| Alpharetta, Alachua           | 1     |
| Apalachicola, Leon            | 1     |
| Naugatuck, Lee                | 1     |
| New Vernon, Sarasota          | 1     |
| New York, Broward             | 1     |
| Northville, Broward           | 1     |
| Ocala, Indian River           | 1     |
| Ocoee, Broward                | 1     |
| North Little Rock, Palm Beach | 1     |
| Ocoee, Polk                   | 1     |
| Opa Locka, Unknown            | 1     |
| Orem, Nassau                  | 1     |
| Olando, Orange                | 1     |
| Myakka, Duval                 | 1     |
| Missing, Columbia             | 1     |
| Middleburg, Unknown           | 1     |
| Minneapolis, Broward          | 1     |
| Hialeah, Orange               | 1     |
| Hilliard, Dade                | 1     |
| Hollywood, Leon               | 1     |
| Holt, Unknown                 | 1     |
| Homestead, Monroe             | 1     |
| Humble, Broward               | 1     |
| Havanna, Gadsden              | 1     |
| Jan Phyl Village, Polk        | 1     |
| Knoxville, Duval              | 1     |
| Lake City, Volusia            | 1     |
| Maitland, Unknown             | 1     |
| Melbourne, Orange             | 1     |
| Metter, Volusia               | 1     |
| Miami Beach, Palm Beach       | 1     |
| Miami Granders, Dade          | 1     |
| Lakeland, Pasco               | 1     |
| Lakewood, Unknown             | 1     |
| Los Angeles, Polk             | 1     |
| Pound Ridge, Leon             | 1     |
| Port Charlotte Fl, Unknown    | 1     |
| Ponce, Orange                 | 1     |

# COVID-19: characteristics of 1,739,276 Florida resident cases

Data through Feb 5, 2021 verified as of Feb 6, 2021 at 09:25 AM

Data in this report are provisional and subject to change.

The table below includes the cities and counties of residence for cases in Florida residents based on the patient's ZIP Code. Note that city is not always received as part of the initial notification and may be missing while the case is being investigated.

| City and county                | Cases |
|--------------------------------|-------|
| Plant City, Pinellas           | 1     |
| Plantation, Unknown            | 1     |
| Saint Petersburg, Dade         | 1     |
| San Juan, Osceola              | 1     |
| San Pedro Sula, Dade           | 1     |
| Sandy, Duval                   | 1     |
| Richmond Heights, Dade         | 1     |
| Riverview, Pinellas            | 1     |
| Rochester, Lee                 | 1     |
| Rosemary Beach, Bay            | 1     |
| Saint Cloud, Orange            | 1     |
| Orlando, Highlands             | 1     |
| Plant City, Hendry             | 1     |
| Sumter Ville, Unknown          | 1     |
| Tallahassee, Escambia          | 1     |
| Telluride, Lee                 | 1     |
| Tampa, Dade                    | 1     |
| Tampa, Jackson                 | 1     |
| Tampa, Lee                     | 1     |
| Tinley Park, Lee               | 1     |
| University Of Central FI, Dade | 1     |
| Wayne, Dade                    | 1     |
| Wekiwa Springs, Seminole       | 1     |
| West Simsbury, Collier         | 1     |
| South Otsellic, Dade           | 1     |
| Stockbridge, Leon              | 1     |
| Sullivans Island, Dade         | 1     |
| Southampton, Palm Beach        | 1     |
| Springhill, Unknown            | 1     |
| Windermere, Polk               | 1     |
| Winter Park, Lake              | 1     |
| Russellville, Hillsborough     | 1     |
| Saint Augustine, Okaloosa      | 1     |
| Republic, Monroe               | 1     |
| Ridge Manor Estates, Sumter    | 1     |
| Ridgewood, Broward             | 1     |
| Riverview, Manatee             | 1     |
| Roseland, Palm Beach           | 1     |
| Porter Ranch, Dade             | 1     |
| Raiford, Bradford              | 1     |
| Ponte Vedra Beach, Orange      | 1     |
| Port Orange , Volusia          | 1     |
| Port Saint Lucie, Indian River | 1     |
| Tampa, Escambia                | 1     |
| Tampa, Manatee                 | 1     |
| Tangerine, Lake                | 1     |
| Steinhatchee, Alachua          | 1     |
| Saint Teresa, Wakulla          | 1     |
| San Antonio, Dade              | 1     |
| San Diego, Unknown             | 1     |
| Sanford, Palm Beach            | 1     |
| Sebastian, Lake                | 1     |
| Middleburg, Duval              | 1     |
| Midland, Osceola               | 1     |
| Missing, Wakulla               | 1     |
| N/A, Duval                     | 1     |
| Naples, Alachua                | 1     |
| Ocean City, Broward            | 1     |
| Palm City, Unknown             | 1     |

# COVID-19: characteristics of 1,739,276 Florida resident cases

Data through Feb 5, 2021 verified as of Feb 6, 2021 at 09:25 AM

Data in this report are provisional and subject to change.

The table below includes the cities and counties of residence for cases in Florida residents based on the patient's ZIP Code. Note that city is not always received as part of the initial notification and may be missing while the case is being investigated.

| City and county                             | Cases |
|---|-------|
| Plant City, Unknown                         | 1     |
| Pompano Beach, Alachua                      | 1     |
| Old Town, Gilchrist                         | 1     |
| Oviedo, Leon                                | 1     |
| Opa Locka, Polk                             | 1     |
| Orem, Sarasota                              | 1     |
| Orem, Unknown                               | 1     |
| University Of Central Florida, Hillsborough | 1     |
| Village Of Palm Springs, Palm Beach         | 1     |
| Webster, Pasco                              | 1     |
| Union City, Bradford                        | 1     |
| University Of Central FI, Pasco             | 1     |
| Westerville, Hillsborough                   | 1     |
| Wilton Manors, Dade                         | 1     |
| Wilbur By The Sea, Volusia                  | 1     |
| Willowbrook, Lee                            | 1     |
| Winston Salem, Unknown                      | 1     |
| Winter Garden, Hillsborough                 | 1     |
| Woodland Hills, Brevard                     | 1     |
| Yulee, Duval                                | 1     |
| FI State Lot, Leon                          | 1     |
| Fortlauderdale, Unknown                     | 1     |
| Fortwalton Beach, Okaloosa                  | 1     |
| Ft Pierce, Unknown                          | 1     |
| Garland, Orange                             | 1     |
| El Paso, Unknown                            | 1     |
| Everett, Dade                               | 1     |
| Eatonville, Seminole                        | 1     |
| Colorado Springs, Unknown                   | 1     |
| Conifer, Lee                                | 1     |
| Destin, Unknown                             | 1     |
| Diamond, Highlands                          | 1     |
| Daniel Island, Bay                          | 1     |
| Altamonte, Orange                           | 1     |
| Alva, Collier                               | 1     |
| 333, Unknown                                | 1     |
| Allentown, Putnam                           | 1     |
| Apple Creek, Citrus                         | 1     |
| Amelia Village, Nassau                      | 1     |
| Barefoot Beach, Lee                         | 1     |
| Azalea Park, Osceola                        | 1     |
| Avon, Manatee                               | 1     |
| Aventura, Osceola                           | 1     |
| Chipley, Holmes                             | 1     |
| Chattanooga, Dade                           | 1     |
| Chickasha, Sarasota                         | 1     |
| Bryn Mawr, Palm Beach                       | 1     |
| Camden Wyoming, Duval                       | 1     |
| Bear Grass, Palm Beach                      | 1     |
| Mary Esther, Escambia                       | 1     |
| Miami, Charlotte                            | 1     |
| Miamii, Dade                                | 1     |
| Miami Garden, Unknown                       | 1     |
| Lake Mary, Lake                             | 1     |
| Knoxville, Escambia                         | 1     |
| Longwood, Orange                            | 1     |
| Lauderdale Hill, Unknown                    | 1     |
| Lehigh Cares, Lee                           | 1     |
| Live Oak, Columbia                          | 1     |

# COVID-19: characteristics of 1,739,276 Florida resident cases

Data through Feb 5, 2021 verified as of Feb 6, 2021 at 09:25 AM

Data in this report are provisional and subject to change.

The table below includes the cities and counties of residence for cases in Florida residents based on the patient's ZIP Code. Note that city is not always received as part of the initial notification and may be missing while the case is being investigated.

| City and county                      | Cases |
|--------------------------------------|-------|
| Loganville, Orange                   | 1     |
| Jeffersonville, Broward              | 1     |
| Homeless, Dade                       | 1     |
| Homer, Escambia                      | 1     |
| Hilliard, Unknown                    | 1     |
| Hickory, Lee                         | 1     |
| Hallandate Ben, Unknown              | 1     |
| Havana, Leon                         | 1     |
| Fort Denaud, Glades                  | 1     |
| Louisville, Manatee                  | 1     |
| Los Angeles Ca, Unknown              | 1     |
| Macdill Air Force Base, Hillsborough | 1     |
| Margate, Dade                        | 1     |
| Marshall, Dade                       | 1     |
| Mary Esther, Unknown                 | 1     |
| Miami Lakes, Unknown                 | 1     |
| Miami, Hillsborough                  | 1     |
| Miami, Manatee                       | 1     |
| Miami Beach, Broward                 | 1     |
| Middlesburg, Duval                   | 1     |
| Lake City, Hamilton                  | 1     |
| La Grange, Dade                      | 1     |
| Lehigh Acres, Dade                   | 1     |
| Lewisburg, Pasco                     | 1     |
| Largo, Unknown                       | 1     |
| Littleton, Dade                      | 1     |
| Homosassa, Hernando                  | 1     |
| Homeless, Polk                       | 1     |
| Jerusalem, St. Johns                 | 1     |
| Davenport, Orange                    | 1     |
| Daytona Beach, Unknown               | 1     |
| Deland, St. Lucie                    | 1     |
| Deltona, Orange                      | 1     |
| Foley, Escambia                      | 1     |
| Harrison, Pinellas                   | 1     |
| Granada Hills, Broward               | 1     |
| Guilford, Dade                       | 1     |
| Hailandale, Unknown                  | 1     |
| Fort Myers-, Lee                     | 1     |
| Fort Pierce, Unknown                 | 1     |
| Gainesville, Duval                   | 1     |
| Bronx, Palm Beach                    | 1     |
| Cartersville, Unknown                | 1     |
| Conway, Leon                         | 1     |
| Cypress, Leon                        | 1     |
| Clermont, Volusia                    | 1     |
| Clewiston, Glades                    | 1     |
| Altoona, Marion                      | 1     |
| Anaheim, Unknown                     | 1     |
| Argyle, Walton                       | 1     |
| Athens, Duval                        | 1     |
| Bogota, Orange                       | 1     |
| Bradenton, Dade                      | 1     |
| Bradenton, Osceola                   | 1     |
| Sun City Center, Hardee              | 1     |
| Tallahassee, Duval                   | 1     |
| Tallahassee, Unknown                 | 1     |
| Tampa, Palm Beach                    | 1     |
| Tavares, Marion                      | 1     |

# COVID-19: characteristics of 1,739,276 Florida resident cases

Data through Feb 5, 2021 verified as of Feb 6, 2021 at 09:25 AM

Data in this report are provisional and subject to change.

The table below includes the cities and counties of residence for cases in Florida residents based on the patient's ZIP Code. Note that city is not always received as part of the initial notification and may be missing while the case is being investigated.

| City and county             | Cases |
|-----------------------------|-------|
| Saint Cloud, Unknown        | 1     |
| Saint Johns, Unknown        | 1     |
| Shelton, Manatee            | 1     |
| Spring Hill , Hernando      | 1     |
| Spring Hill, Dade           | 1     |
| Starke, Clay                | 1     |
| Stone Mountain, Palm Beach  | 1     |
| Tulsa, Orange               | 1     |
| Tiffin, Highlands           | 1     |
| Washington, Unknown         | 1     |
| West Palm Beach, Broward    | 1     |
| Venice, Unknown             | 1     |
| Vernon, Unknown             | 1     |
| Westbrook, Dade             | 1     |
| Wichita, Volusia            | 1     |
| Winter Garden, Pinellas     | 1     |
| Winder Garden, Orange       | 1     |
| Windermere, Leon            | 1     |
| Windermere, Osceola         | 1     |
| Windermere, Seminole        | 1     |
| Winter Garden, Broward      | 1     |
| Zolfo Springs, Polk         | 1     |
| Winter Park, St. Johns      | 1     |
| Winter Park, Broward        | 1     |
| Winter Park, Indian River   | 1     |
| Winter Park, Lee            | 1     |
| New Orleans, Palm Beach     | 1     |
| Newark, Broward             | 1     |
| Newburgh, Bay               | 1     |
| Navarre, Dade               | 1     |
| North Pole, Seminole        | 1     |
| North Port, Lee             | 1     |
| Old Town, Alachua           | 1     |
| Ona, Manatee                | 1     |
| Oooooo, Unknown             | 1     |
| Ocoee, Osceola              | 1     |
| Okeechobee, Broward         | 1     |
| Orem, Broward               | 1     |
| Orlando, Columbia           | 1     |
| Orlando, Indian River       | 1     |
| Orlando, Sarasota           | 1     |
| Ormond Beach, Unknown       | 1     |
| Oviedo, Brevard             | 1     |
| Pacifica, Dade              | 1     |
| Saint Petersburg, St. Lucie | 1     |
| Sandford, Seminole          | 1     |
| Sarasota, Flagler           | 1     |
| Saxis, Lee                  | 1     |
| Sebring, Lee                | 1     |
| Rye, Duval                  | 1     |
| Rex, Duval                  | 1     |
| Parker, Dade                | 1     |
| Parker, Leon                | 1     |
| Peoria, Unknown             | 1     |
| Palm Coast, Alachua         | 1     |
| Palm Coast, Polk            | 1     |
| Port Everglades, Broward    | 1     |
| Plantation, Orange          | 1     |
| Pompano Beach, Martin       | 1     |



# COVID-19: characteristics of 1,739,276 Florida resident cases

Data through Feb 5, 2021 verified as of Feb 6, 2021 at 09:25 AM

Data in this report are provisional and subject to change.

The table below includes the cities and counties of residence for cases in Florida residents based on the patient's ZIP Code. Note that city is not always received as part of the initial notification and may be missing while the case is being investigated.

| City and county                       | Cases |
|---------------------------------------|-------|
| Opalocka, Dade                        | 1     |
| North Canton, Palm Beach              | 1     |
| New Richmond, Volusia                 | 1     |
| Oakland, Leon                         | 1     |
| Ocala, Alachua                        | 1     |
| Okeechobee, St. Lucie                 | 1     |
| Panama City, Walton                   | 1     |
| Palm Coast, Duval                     | 1     |
| Orlando, Union                        | 1     |
| Ovido, Seminole                       | 1     |
| Oxford, Palm Beach                    | 1     |
| Perry, Leon                           | 1     |
| Port Orange, Unknown                  | 1     |
| Port Saint Lucie, Orange              | 1     |
| Provincetown, Collier                 | 1     |
| Tangerine, Seminole                   | 1     |
| Virginia Beach, Hernando              | 1     |
| Waco, Broward                         | 1     |
| Washington, Broward                   | 1     |
| Tewksbury, Orange                     | 1     |
| Toms River, Dade                      | 1     |
| Shannon, Collier                      | 1     |
| Soldotna, Broward                     | 1     |
| Spring Park, Alachua                  | 1     |
| Steinhatchee, Madison                 | 1     |
| South Burlington, Orange              | 1     |
| Rio Dell, Volusia                     | 1     |
| Saint Cloud, Lee                      | 1     |
| Saint Johns, Orange                   | 1     |
| San Antonio, Sarasota                 | 1     |
| San Antonio, Unknown                  | 1     |
| Sanford, Volusia                      | 1     |
| Wheaton, Lee                          | 1     |
| Wesley Chapel, Alachua                | 1     |
| Umatilla, Alachua                     | 1     |
| University Of Central Florida, Monroe | 1     |
| Winter Park, Osceola                  | 1     |
| Wood River, Polk                      | 1     |
| Worcester, Palm Beach                 | 1     |
| Wilmington, Broward                   | 1     |
| Winter Park, Alachua                  | 1     |
| Miami, Collier                        | 1     |
| Miami, St. Lucie                      | 1     |
| Melrose, Alachua                      | 1     |
| Miamf, Dade                           | 1     |
| Miami G, Dade                         | 1     |
| Marianna, Calhoun                     | 1     |
| Marshall, Palm Beach                  | 1     |
| Magnolia Square, Osceola              | 1     |
| Maitland, Alachua                     | 1     |
| Los Angeles, Palm Beach               | 1     |
| Lemoyne, Manatee                      | 1     |
| Lawrence Township, Palm Beach         | 1     |
| Lander, Citrus                        | 1     |
| Las Vegas, Orange                     | 1     |
| Lake Placid, Alachua                  | 1     |
| Lake Worth Beach, Broward             | 1     |
| Jamaica, Broward                      | 1     |
| Jersey City, Polk                     | 1     |

# COVID-19: characteristics of 1,739,276 Florida resident cases

Data through Feb 5, 2021 verified as of Feb 6, 2021 at 09:25 AM

Data in this report are provisional and subject to change.

The table below includes the cities and counties of residence for cases in Florida residents based on the patient's ZIP Code. Note that city is not always received as part of the initial notification and may be missing while the case is being investigated.

| City and county         | Cases |
|-------------------------|-------|
| Jupiter, Unknown        | 1     |
| Kingsland, Duval        | 1     |
| Kissimmee, Brevard      | 1     |
| Gainesville, Baker      | 1     |
| Gilmer, Dade            | 1     |
| Jacksonville, Manatee   | 1     |
| Haverford, Hillsborough | 1     |
| Herrin, Orange          | 1     |
| Bryant, Alachua         | 1     |
| Buffalo, Palm Beach     | 1     |
| Carol Stream, Orange    | 1     |
| Castleberry, Escambia   | 1     |
| Charlotte, Pasco        | 1     |
| Apopka, Flagler         | 1     |
| 99, Unknown             | 1     |
| Alanson, Bay            | 1     |
| Aollywoss, Dade         | 1     |
| Boca Raton, Unknown     | 1     |
| Bohealia, Lee           | 1     |
| Blowing Rock, Polk      | 1     |
| Belleair, Hillsborough  | 1     |
| Dorchester, Orange      | 1     |
| Estero, Collier         | 1     |
| Fanning Springs, Levy   | 1     |
| Columbus, Brevard       | 1     |
| Cookeville, Seminole    | 1     |
| Clear Brook, Lee        | 1     |
| Deland, Polk            | 1     |
| Dallas, Lee             | 1     |
| De Leon Springs, Putnam | 1     |
| Crestview, Holmes       | 1     |
| Cumberland, Palm Beach  | 1     |
| Dade City, Hillsborough | 1     |
| Canton, Duval           | 1     |
| Charlotte, Alachua      | 1     |
| Cantonment, Santa Rosa  | 1     |
| Cape Coral, Unknown     | 1     |
| Bryceville, Duval       | 1     |
| Bradenton, Lee          | 1     |
| Boca Raton, Dade        | 1     |
| Boca Raton, Madison     | 1     |
| Bogota, Unknown         | 1     |
| Atlanta, Walton         | 1     |
| Attalla, Broward        | 1     |
| Auburn, Palm Beach      | 1     |
| Autaugaville, Broward   | 1     |
| Apopka, Volusia         | 1     |
| Alachua, Suwannee       | 1     |
| Alafaya, Broward        | 1     |
| Alafaya, Pinellas       | 1     |
| Daytona Beach, Orange   | 1     |
| Deerfield Beach, Polk   | 1     |
| Crestview, Broward      | 1     |
| Dalecity, Okaloosa      | 1     |
| Clearwater, Leon        | 1     |
| Crystal River, Marion   | 1     |
| Crystal River, Unknown  | 1     |
| Fellsmere, Brevard      | 1     |
| Fleming Island, Duval   | 1     |

# COVID-19: characteristics of 1,739,276 Florida resident cases

Data through Feb 5, 2021 verified as of Feb 6, 2021 at 09:25 AM

Data in this report are provisional and subject to change.

The table below includes the cities and counties of residence for cases in Florida residents based on the patient's ZIP Code. Note that city is not always received as part of the initial notification and may be missing while the case is being investigated.

| City and county                | Cases |
|--------------------------------|-------|
| Florida City, Unknown          | 1     |
| Fort Lauderdale, Collier       | 1     |
| El Dorado, Palm Beach          | 1     |
| East Setauket, Palm Beach      | 1     |
| Merrick, Palm Beach            | 1     |
| Metter, Manatee                | 1     |
| Miamiardens, Unknown           | 1     |
| Miamksaohes, Dade              | 1     |
| Miami Dade, Unknown            | 1     |
| Lake Clarke Shores, Palm Beach | 1     |
| Lake Forest, Collier           | 1     |
| Macclenny, Dixie               | 1     |
| Madison, Jefferson             | 1     |
| Maitland, Collier              | 1     |
| Key West, Palm Beach           | 1     |
| Kilgore, Dade                  | 1     |
| Jupiter Inlet, Palm Beach      | 1     |
| Jzx, Unknown                   | 1     |
| Land O Lakes, Unknown          | 1     |
| Landolakes, Unknown            | 1     |
| Lawton, Okaloosa               | 1     |
| Levittown, Palm Beach          | 1     |
| Lima, Manatee                  | 1     |
| Lima, Volusia                  | 1     |
| Gainesville, Levy              | 1     |
| Glen Cove, Unknown             | 1     |
| Glen Saint Mary, Duval         | 1     |
| Golden Oak, Hillsborough       | 1     |
| Greensboro, Leon               | 1     |
| Jacksonville, Baker            | 1     |
| Jacksonville, Marion           | 1     |
| Irmo, Unknown                  | 1     |
| Immokalee, Walton              | 1     |
| Syracuse, Unknown              | 1     |
| Twentynine Palms, Broward      | 1     |
| Surprise, Unknown              | 1     |
| St Cloud, Orange               | 1     |
| Vernon, Walton                 | 1     |
| Venezuela, Unknown             | 1     |
| Waukesha, Volusia              | 1     |
| West Miami, Unknown            | 1     |
| Whippany, Volusia              | 1     |
| Xifamk, Dade                   | 1     |
| Windermere, Alachua            | 1     |
| Winfield, Hillsborough         | 1     |
| Winter Garden, Unknown         | 1     |
| Winter Park, Brevard           | 1     |
| Winter Park, Unknown           | 1     |
| Orlando, Gadsden               | 1     |
| Orlando, Hernando              | 1     |
| Orlando, St. Johns             | 1     |
| Orem, Dade                     | 1     |
| Orlando, Citrus                | 1     |
| Ocala, Duval                   | 1     |
| Okeechobi, Unknown             | 1     |
| Monument, Broward              | 1     |
| Mokena, Lee                    | 1     |
| Morrisville, Palm Beach        | 1     |
| North Brunswick, St. Lucie     | 1     |

# COVID-19: characteristics of 1,739,276 Florida resident cases

Data through Feb 5, 2021 verified as of Feb 6, 2021 at 09:25 AM

Data in this report are provisional and subject to change.

The table below includes the cities and counties of residence for cases in Florida residents based on the patient's ZIP Code. Note that city is not always received as part of the initial notification and may be missing while the case is being investigated.

| City and county              | Cases |
|------------------------------|-------|
| North Grafton, Dade          | 1     |
| North Lauderdale, Unknown    | 1     |
| North Porte, Unknown         | 1     |
| Notrealville, Polk           | 1     |
| Orlando, Walton              | 1     |
| Oviedo, Lake                 | 1     |
| Pensacola, Dade              | 1     |
| Panomo City, Bay             | 1     |
| Parrish, Sarasota            | 1     |
| Plantation, Leon             | 1     |
| Pooler, Broward              | 1     |
| Port St. Lucie, Unknown      | 1     |
| Punta Gorda, Sarasota        | 1     |
| Putnam, Putnam               | 1     |
| Rye, Palm Beach              | 1     |
| Ridgewood, Lee               | 1     |
| Roayl Palm Beach, Palm Beach | 1     |
| Roseville, Broward           | 1     |
| Saint Petersburg, Bay        | 1     |
| San Marcos, Unknown          | 1     |
| Lake Worth, Unknown          | 1     |
| Los Angeles, Orange          | 1     |
| Maitland, Palm Beach         | 1     |
| Litchfield Park, Monroe      | 1     |
| Littleton, St. Johns         | 1     |
| Indianapolis, Lee            | 1     |
| Lake Como, Nassau            | 1     |
| Lake In The Hills, Broward   | 1     |
| Jupiter, Pinellas            | 1     |
| Kansas City, Palm Beach      | 1     |
| Newaygo, Charlotte           | 1     |
| New Canaan, Dade             | 1     |
| North Port, Charlotte        | 1     |
| Na, Dade                     | 1     |
| Naples, Leon                 | 1     |
| Milford, Bay                 | 1     |
| Milford, Unknown             | 1     |
| Marianna, Leon               | 1     |
| Marianna, Washington         | 1     |
| Mary Esther, Hillsborough    | 1     |
| Marathon Shores, Monroe      | 1     |
| Mattoon, Lee                 | 1     |
| Gwynn Oak, Polk              | 1     |
| Fort Worth, Broward          | 1     |
| Franklin, Orange             | 1     |
| Frostproof, Highlands        | 1     |
| Gainesville, Palm Beach      | 1     |
| Gainesville, Santa Rosa      | 1     |
| Crescent City, Marion        | 1     |
| Crestview, Unknown           | 1     |
| Destin, Bay                  | 1     |
| Eureka, Flagler              | 1     |
| Evansville, Citrus           | 1     |
| Bonnie, St. Johns            | 1     |
| Belleair Bluffs, Unknown     | 1     |
| Big Torch Key, Monroe        | 1     |
| Black, Holmes                | 1     |
| Boca Raton, Lee              | 1     |
| Bonifay, Unknown             | 1     |

# COVID-19: characteristics of 1,739,276 Florida resident cases

Data through Feb 5, 2021 verified as of Feb 6, 2021 at 09:25 AM

Data in this report are provisional and subject to change.

The table below includes the cities and counties of residence for cases in Florida residents based on the patient's ZIP Code. Note that city is not always received as part of the initial notification and may be missing while the case is being investigated.

| City and county                    | Cases |
|------------------------------------|-------|
| Apo, Collier                       | 1     |
| Apopka, Citrus                     | 1     |
| Apopka, Hillsborough               | 1     |
| Arabi, Orange                      | 1     |
| Austin, Dade                       | 1     |
| Clearwater, Hillsborough           | 1     |
| Coal City, Pasco                   | 1     |
| Commerce Township, Manatee         | 1     |
| Crawfordville, Alachua             | 1     |
| Celebration, Orange                | 1     |
| Chicago, Broward                   | 1     |
| Choctaw Beach, Unknown             | 1     |
| Brownsville, Escambia              | 1     |
| Bryant, Palm Beach                 | 1     |
| Boys Ranch, Suwannee               | 1     |
| Addison, Pasco                     | 1     |
| Winnetka, Dade                     | 1     |
| Winter Garden, Osceola             | 1     |
| Winter Haven, Osceola              | 1     |
| Winter Park, Duval                 | 1     |
| Winter Park, Palm Beach            | 1     |
| Weston, Unknown                    | 1     |
| Wildwood, Lee                      | 1     |
| West Hollywood, Broward            | 1     |
| Waverly, Duval                     | 1     |
| Wabasha, Clay                      | 1     |
| Winter Springs, Polk               | 1     |
| Youngstown, Washington             | 1     |
| Port Saint Lucie, Marion           | 1     |
| Port St Luice, Unknown             | 1     |
| Roswell, Bay                       | 1     |
| Ruskin, Dade                       | 1     |
| Ruskin, Manatee                    | 1     |
| Pompano Beach, Osceola             | 1     |
| Pensacola Naval Hospital, Escambia | 1     |
| Plymouth, Pasco                    | 1     |
| Okeechobee, Unknown                | 1     |
| Pass-A-Grille, Pinellas            | 1     |
| Oviedo, Orange                     | 1     |
| Pace, Escambia                     | 1     |
| Painted Post, Pasco                | 1     |
| Palatka, Marion                    | 1     |
| Saint Petersburg, Duval            | 1     |
| Saint Petersburg, Manatee          | 1     |
| St Peterburg, Orange               | 1     |
| Stiamk, Dade                       | 1     |
| Scottsdale, Brevard                | 1     |
| Surfside Beach, Orange             | 1     |
| Sun City Center, Lee               | 1     |
| Tampa, Duval                       | 1     |
| Tavares, Unknown                   | 1     |
| Temple, Palm Beach                 | 1     |
| Unknown, Duval                     | 1     |
| Upland, Manatee                    | 1     |
| Jupiter, St. Lucie                 | 1     |
| Kenilworth, Leon                   | 1     |
| Indian Rocks Beach, Duval          | 1     |
| Indiantown, Palm Beach             | 1     |
| Inglewood, Sarasota                | 1     |

# COVID-19: characteristics of 1,739,276 Florida resident cases

Data through Feb 5, 2021 verified as of Feb 6, 2021 at 09:25 AM

Data in this report are provisional and subject to change.

The table below includes the cities and counties of residence for cases in Florida residents based on the patient's ZIP Code. Note that city is not always received as part of the initial notification and may be missing while the case is being investigated.

| City and county             | Cases |
|-----------------------------|-------|
| Key West, Duval             | 1     |
| Keys West, Unknown          | 1     |
| Kingsland, Nassau           | 1     |
| Knoxville, Bay              | 1     |
| Homeless, Monroe            | 1     |
| Homeless, Pinellas          | 1     |
| Hoclywsod, Dade             | 1     |
| Holiday, Pinellas           | 1     |
| Inwood, Broward             | 1     |
| Irvine, Marion              | 1     |
| Istachatta, Hernando        | 1     |
| Jacksonville , Duval        | 1     |
| Jacksonville, Orange        | 1     |
| Jefferson, Dade             | 1     |
| Jonesboro, Leon             | 1     |
| Milford, Lee                | 1     |
| Mckinney, Broward           | 1     |
| Miamc, Dade                 | 1     |
| Missing, Okeechobee         | 1     |
| Monroe Township, Palm Beach | 1     |
| Moore Haven, Okeechobee     | 1     |
| Morrisville, Unknown        | 1     |
| Lake Butler, Alachua        | 1     |
| Las Vegas, Palm Beach       | 1     |
| Ldhl, Broward               | 1     |
| Lehigh Acres, Collier       | 1     |
| Little Neck, Lee            | 1     |
| Longwood, Volusia           | 1     |
| Carmel, Orange              | 1     |
| Cedar Springs, Hernando     | 1     |
| Chicago, Unknown            | 1     |
| Coconut Ck, Unknown         | 1     |
| Dallas, Hernando            | 1     |
| Dayton, Lake                | 1     |
| Daytona Beach, Pinellas     | 1     |
| Dearborn, Broward           | 1     |
| Deer Park, Dade             | 1     |
| Brooklyn, Dade              | 1     |
| Brooklyn, Lee               | 1     |
| Caracas, Dade               | 1     |
| Boston, Broward             | 1     |
| Bel Air, Collier            | 1     |
| O, Manatee                  | 1     |
| Alachua, Duval              | 1     |
| Alpharetta, Broward         | 1     |
| Apopka, Clay                | 1     |
| Asheville, Highlands        | 1     |
| Astoria, Broward            | 1     |
| Bartow, Hardee              | 1     |
| Downingtown, Hillsborough   | 1     |
| Dpo, Santa Rosa             | 1     |
| Dunedin, Unknown            | 1     |
| Deerfield, Dade             | 1     |
| Deland, Seminole            | 1     |
| Deltona, Seminole           | 1     |
| Fort Lauderdale, Leon       | 1     |
| Fort Myers, Sarasota        | 1     |
| Fort Pierce, Palm Beach     | 1     |
| Fort White, Clay            | 1     |



# COVID-19: characteristics of 1,739,276 Florida resident cases

Data through Feb 5, 2021 verified as of Feb 6, 2021 at 09:25 AM

Data in this report are provisional and subject to change.

The table below includes the cities and counties of residence for cases in Florida residents based on the patient's ZIP Code. Note that city is not always received as part of the initial notification and may be missing while the case is being investigated.

| City and county               | Cases |
|-------------------------------|-------|
| East Palatka, Hillsborough    | 1     |
| Eastpoint, Leon               | 1     |
| Gotcha, Orange                | 1     |
| Greensburg, Palm Beach        | 1     |
| Garden City, Alachua          | 1     |
| Gaylord, Orange               | 1     |
| Hallandale, Unknown           | 1     |
| Haines City, Osceola          | 1     |
| Hernando, Marion              | 1     |
| Hialeah, Collier              | 1     |
| Helen, Bay                    | 1     |
| Winter Garden, Duval          | 1     |
| Woodbine, Nassau              | 1     |
| Yulee, St. Johns              | 1     |
| Zephyrhills, Hillsborough     | 1     |
| Tavares, Orange               | 1     |
| Tequesta, Martin              | 1     |
| Topsham, Manatee              | 1     |
| Town Of Nocatee, St. Johns    | 1     |
| Unkn, Duval                   | 1     |
| Sunbright, Palm Beach         | 1     |
| Venetian Islands, Dade        | 1     |
| Waipahu, Santa Rosa           | 1     |
| Ward, Polk                    | 1     |
| Wellborn, Columbia            | 1     |
| West Aplm Beach, Palm Beach   | 1     |
| West Yarmouth, St. Lucie      | 1     |
| Other, Dade                   | 1     |
| Palm Beach Gardens, Unknown   | 1     |
| Piasa, Putnam                 | 1     |
| Palmetto Bay, Palm Beach      | 1     |
| Palmetto, Pasco               | 1     |
| Pass-A-Grille Beach, Pinellas | 1     |
| Pembroke Lakes, Broward       | 1     |
| Myakka City, Sarasota         | 1     |
| New Middletown, Hillsborough  | 1     |
| New Port Richey, Pinellas     | 1     |
| Newberry, Marion              | 1     |
| Oldsmar, Hillsborough         | 1     |
| North Palm Beach, Orange      | 1     |
| Northport, Sarasota           | 1     |
| Oakland, Lee                  | 1     |
| Prattville, Hillsborough      | 1     |
| Prestonsburg, Bay             | 1     |
| Quincy, Jackson               | 1     |
| Rapid City, Broward           | 1     |
| Russellville, Bay             | 1     |
| Saint Cloud, Palm Beach       | 1     |
| Saint Joseph, Volusia         | 1     |
| San Antonio, Orange           | 1     |
| Syracuse, Polk                | 1     |
| Tallahassee, Dade             | 1     |
| Tamarac, Dade                 | 1     |
| Suitland, Volusia             | 1     |
| Staten Island, Bradford       | 1     |
| Sanford, Unknown              | 1     |
| Seminole, Leon                | 1     |
| Shalimar, Unknown             | 1     |
| Shirley, Flagler              | 1     |

# COVID-19: characteristics of 1,739,276 Florida resident cases

Data through Feb 5, 2021 verified as of Feb 6, 2021 at 09:25 AM

Data in this report are provisional and subject to change.

The table below includes the cities and counties of residence for cases in Florida residents based on the patient's ZIP Code. Note that city is not always received as part of the initial notification and may be missing while the case is being investigated.

| City and county             | Cases |
|-----------------------------|-------|
| Cincinnati, Dade            | 1     |
| Crossings, Unknown          | 1     |
| Dfafs, Okaloosa             | 1     |
| Davenport, Lake             | 1     |
| Davie, Unknown              | 1     |
| Dayton, Orange              | 1     |
| Edgewood, Broward           | 1     |
| Elkton, Putnam              | 1     |
| Floral, Okaloosa            | 1     |
| Armstrong, St. Johns        | 1     |
| Atl, Brevard                | 1     |
| Alva, Escambia              | 1     |
| Andalusia, Escambia         | 1     |
| Arcadia, Highlands          | 1     |
| Baker, Santa Rosa           | 1     |
| Belleville, Palm Beach      | 1     |
| Belmont, Santa Rosa         | 1     |
| Blountstown, Broward        | 1     |
| Bronson, Alachua            | 1     |
| Brooker, Alachua            | 1     |
| Brandon, Pinellas           | 1     |
| Bonita, Lee                 | 1     |
| Bocaraten, Palm Beach       | 1     |
| Hudson, Pinellas            | 1     |
| Interlachen, Duval          | 1     |
| Kure Beach, Monroe          | 1     |
| Lakeland, Palm Beach        | 1     |
| Gainesville, Okaloosa       | 1     |
| Gainesville, Unknown        | 1     |
| Gibson, Unknown             | 1     |
| Hoosick Falls, Broward      | 1     |
| Hialeahgardens, Dade        | 1     |
| Hiram, Leon                 | 1     |
| Greenbrier, Bay             | 1     |
| Groveland, Orange           | 1     |
| Monroe, Hillsborough        | 1     |
| North Laud, Unknown         | 1     |
| Ocoee, Unknown              | 1     |
| Olds, Manatee               | 1     |
| Longwood, Broward           | 1     |
| Lucedale, St. Lucie         | 1     |
| Macclenny, Duval            | 1     |
| Mantua, Broward             | 1     |
| Marina Del Rey, Broward     | 1     |
| Mayaguez, Dade              | 1     |
| Middletown, Osceola         | 1     |
| White Plains, Broward       | 1     |
| Whites Creek, Leon          | 1     |
| Windermere, Volusia         | 1     |
| Wtixrat, Dade               | 1     |
| Ventura, Orange             | 1     |
| Westlake Village, Unknown   | 1     |
| Watersound, Bay             | 1     |
| Saint Petersburg, Charlotte | 1     |
| Saint Augustine, Flagler    | 1     |
| Puerto Rico, Unknown        | 1     |
| Punta Gorda, Unknown        | 1     |
| Randolph, Orange            | 1     |
| Rivera Beach, Palm Beach    | 1     |

# COVID-19: characteristics of 1,739,276 Florida resident cases

Data through Feb 5, 2021 verified as of Feb 6, 2021 at 09:25 AM

Data in this report are provisional and subject to change.

The table below includes the cities and counties of residence for cases in Florida residents based on the patient's ZIP Code. Note that city is not always received as part of the initial notification and may be missing while the case is being investigated.

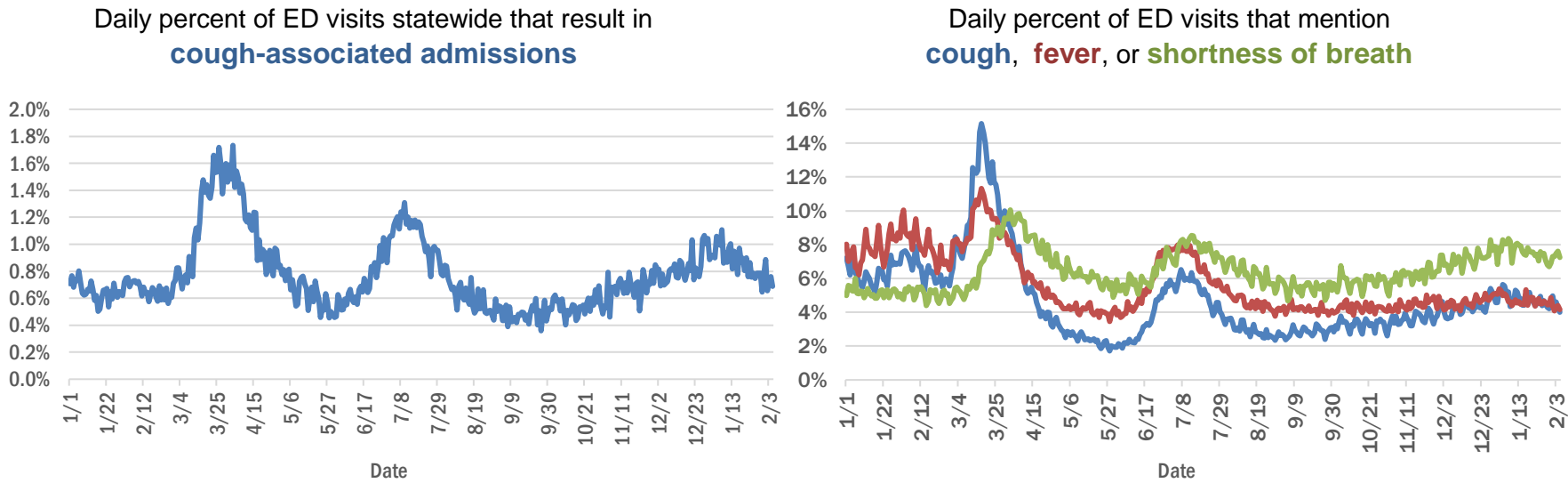
| City and county                    | Cases     |
|------------------------------------|-----------|
| Port Orange, Brevard               | 1         |
| Powell, Lee                        | 1         |
| Paducah, Manatee                   | 1         |
| Orlando, Jackson                   | 1         |
| Palm Coast, Unknown                | 1         |
| Pembroke Pines, Orange             | 1         |
| Pensacola, Sumter                  | 1         |
| Perth Amboy, Hillsborough          | 1         |
| Seffenner, Hillsborough            | 1         |
| Seminole, Lee                      | 1         |
| Sanford, Orange                    | 1         |
| Sunrtise, Dade                     | 1         |
| Tallahassee, Gadsden               | 1         |
| Tallahassee, Madison               | 1         |
| Trenton, Dixie                     | 1         |
| Uknown, Unknown                    | 1         |
| Toms River, Lee                    | 1         |
| Tourist, Dade                      | 1         |
| University Of Central Florida, Lee | 1         |
| Unk, Duval                         | 1         |
| Unknown Out Of Area, St. Lucie     | 1         |
| Total                              | 1,739,276 |

# COVID-19: additional surveillance information

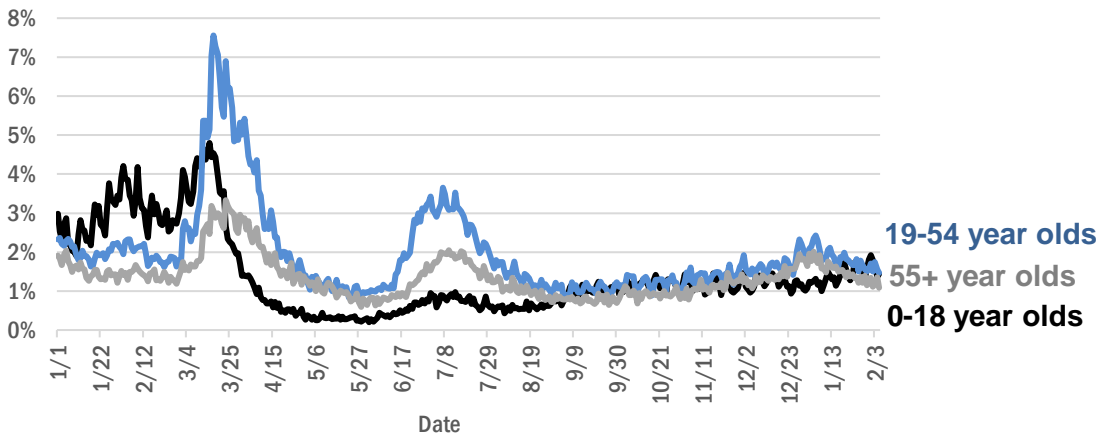
Data through Feb 5, 2021 verified as of Feb 6, 2021 at 09:25 AM

Data in this report are provisional and subject to change.

## Statewide emergency department (ED) chief complaint and admission data



## Daily percent of ED visits statewide that mention cough by age group



The Electronic Surveillance System for the Early Notification of Community-Based Epidemics (ESSENCE-FL) includes chief complaint data from 211 of 211 Florida EDs. Data are transmitted electronically to ESSENCE-FL daily or hourly.

# COVID-19: testing by laboratory

Data through Feb 5, 2021 verified as of Feb 6, 2021 at 09:25 AM

Data in this report are provisional and subject to change.

The numbers in the table below represent the number of Florida and non-Florida residents for whom test results were received by the Department of Health. A person can be tested by more than one laboratory and can have both positive and negative results. **Therefore, the sum of the numbers in each column will be larger than the total number of people tested.**

| Reporting lab                               | Inconclusive | Negative  | Positive | Percent positive | Total     |
|---|--------------|-----------|----------|------------------|-----------|
| LABORATORY CORPORATION OF AMERICA           | 2,426        | 1,499,360 | 205,307  | 12%              | 1,707,093 |
| CURATIVE LABS                               | 12,713       | 1,330,790 | 199,892  | 13%              | 1,543,395 |
| QUEST DIAGNOSTICS                           | 11,136       | 1,294,485 | 191,615  | 13%              | 1,497,236 |
| BIO REFERENCE LABORATORIES, INC             | 7,514        | 876,342   | 168,260  | 16%              | 1,052,116 |
| REALTOX LABS LLC                            | 5,996        | 558,391   | 91,369   | 14%              | 655,756   |
| HELIX                                       | 7,120        | 525,728   | 93,124   | 15%              | 625,972   |
| GENETWORX                                   | 661          | 390,603   | 32,954   | 8%               | 424,218   |
| CDR MAGUIRE - HEALTH CARE CENTER            |              | 338,627   | 51,525   | 13%              | 390,152   |
| RCA LABORATORY SERVICES, LLC                |              | 333,869   | 35,557   | 10%              | 369,426   |
| NOMI_HEALTH                                 | 1,830        | 306,221   | 46,068   | 13%              | 354,119   |
| EAST FLORIDA STATE COLLEGE - BREVARD        |              | 212,887   | 26,986   | 11%              | 239,873   |
| IMPACT HEALTH BIOMETRIC TESTING, INC        | 1,013        | 203,345   | 23,571   | 10%              | 227,929   |
| NOMI HEALTH LAB SERVICES                    |              | 172,676   | 19,757   | 10%              | 192,433   |
| BPHL-JACKSONVILLE                           | 18           | 157,576   | 28,441   | 15%              | 186,035   |
| CB SMITH PARK                               |              | 150,117   | 18,796   | 11%              | 168,913   |
| MAKO GENOMICS                               | 7,181        | 130,643   | 23,825   | 15%              | 161,649   |
| PWNHEALTH                                   | 984          | 137,820   | 19,159   | 12%              | 157,963   |
| ADVENTHEALTH LAB                            | 99           | 139,396   | 18,084   | 11%              | 157,579   |
| ELABNETWORK                                 | 1,059        | 136,621   | 11,652   | 8%               | 149,332   |
| MAYO CLINIC LABORATORIES                    | 327          | 131,344   | 16,857   | 11%              | 148,528   |
| FULGENT DIAGNOSTICS LABORATORY              | 2,736        | 127,721   | 14,119   | 10%              | 144,576   |
| BPHL-MIAMI                                  | 225          | 116,382   | 20,005   | 15%              | 136,612   |
| BAYCARE LABORATORIES LLC                    | 538          | 117,454   | 10,593   | 8%               | 128,585   |
| NORTHWEST LABORATORY                        | 246          | 121,047   | 6,473    | 5%               | 127,766   |
| MEMORIAL REGIONAL HOSPITAL SOUTH            | 25           | 103,554   | 21,406   | 17%              | 124,985   |
| ASCENSION SACRED HEART HOSPITAL - PENSACOLA | 2            | 105,693   | 16,913   | 14%              | 122,608   |
| BIOCOLLECTIONS WORLDWIDE, INC               | 718          | 104,464   | 13,132   | 11%              | 118,314   |
| ADVENT HEALTH LAB                           | 112          | 101,260   | 13,956   | 12%              | 115,328   |
| ORLANDO HEALTH SYSTEM                       | 671          | 102,876   | 10,862   | 9%               | 114,409   |
| MEDICAL DIAGNOSTIC LABORATORIES             | 973          | 98,488    | 14,205   | 12%              | 113,666   |
| UF HEALTH MEDICAL LAB                       | 33           | 91,380    | 8,547    | 9%               | 99,960    |
| KORVALABS, INC                              | 1,285        | 91,390    | 4,695    | 5%               | 97,370    |
| BPHL-TAMPA (SPECTRUM BLVD)                  | 45           | 81,833    | 15,337   | 16%              | 97,215    |
| AKESOGEN                                    |              | 80,684    | 15,518   | 16%              | 96,202    |
| TESTING MATTERS INC                         | 408          | 81,256    | 13,433   | 14%              | 95,097    |
| TAMPA GENERAL HOSPITAL                      | 4            | 83,562    | 8,092    | 9%               | 91,658    |
| DIATHERIX LABORATORIES (VRL EUROFINs)       |              | 78,475    | 11,906   | 13%              | 90,381    |
| SUNPATH MEDICAL DIAGNOSTICS LABORATORY      | 778          | 75,667    | 11,713   | 13%              | 88,158    |
| BAPTIST HEALTH SOUTH FLORIDA                | 319          | 67,195    | 10,750   | 14%              | 78,264    |
| AEGIS SCIENCES CORPORATION                  | 645          | 61,680    | 11,444   | 16%              | 73,769    |
| ASCENSION ST VINCENT'S - RIVERSIDE          | 1            | 63,215    | 9,404    | 13%              | 72,620    |
| JACKSON MEMORIAL HOSPITAL CLINICAL LAB      | 79           | 56,162    | 10,519   | 16%              | 66,760    |
| LAKELAND REGIONAL MEDICAL CENTER            | 129          | 57,809    | 7,754    | 12%              | 65,692    |
| SOUTH MIAMI HOSPITAL LAB                    | 355          | 56,494    | 8,307    | 13%              | 65,156    |
| AMERICAN HEALTH ASSOCIATES                  | 9            | 56,087    | 4,956    | 8%               | 61,052    |
| UF HEALTH SHANDS HOSPITAL                   | 427          | 55,249    | 4,168    | 7%               | 59,844    |
| AIT LABORATORIES                            |              | 49,262    | 6,040    | 11%              | 55,302    |

# COVID-19: testing by laboratory

Data through Feb 5, 2021 verified as of Feb 6, 2021 at 09:25 AM

Data in this report are provisional and subject to change.

The numbers in the table below represent the number of Florida and non-Florida residents for whom test results were received by the Department of Health. A person can be tested by more than one laboratory and can have both positive and negative results. **Therefore, the sum of the numbers in each column will be larger than the total number of people tested.**

| Reporting lab                               | Inconclusive | Negative | Positive | Percent positive | Total  |
|---|--------------|----------|----------|------------------|--------|
| ARUP LABORATORIES                           | 16           | 50,047   | 2,920    | 6%               | 52,983 |
| INGENIOUS PERSONALIZED MEDICINE             | 171          | 42,958   | 9,206    | 18%              | 52,335 |
| APPLIED INGENUITY DIAGNOSTICS LLC           |              | 46,473   | 2,108    | 4%               | 48,581 |
| BAPTIST HEALTH - JACKSONVILLE               | 4            | 42,942   | 3,602    | 8%               | 46,548 |
| TALLAHASSEE MEMORIAL HOSPITAL               | 228          | 40,007   | 5,123    | 11%              | 45,358 |
| VIRACOR EUROFINs                            |              | 35,423   | 9,804    | 22%              | 45,227 |
| GENESIS REFERENCE LABORATORIES              |              | 39,439   | 4,624    | 10%              | 44,063 |
| SARASOTA MEMORIAL HOSPITAL MAIN LAB         | 12           | 36,743   | 3,362    | 8%               | 40,117 |
| BROWARD GENERAL MEDICAL CENTER-CLINICAL LAB | 2            | 34,937   | 3,787    | 10%              | 38,726 |
| MILLENNIUM PHYSICIAN GROUP                  | 17           | 31,939   | 6,196    | 16%              | 38,152 |
| NICKLAUS CHILDREN'S HOSPITAL                | 66           | 32,323   | 4,663    | 13%              | 37,052 |
| ORANGE COUNTY CONVENTION CENTER             |              | 33,330   | 3,691    | 10%              | 37,021 |
| FLORIDA HOSPITAL - TAMPA                    | 37           | 33,934   | 2,992    | 8%               | 36,963 |
| LEE HEALTH - CAPE CORAL HOSPITAL            | 3            | 31,504   | 5,284    | 14%              | 36,791 |
| UNIVERSITY OF MIAMI HOSPITAL                | 65           | 32,264   | 3,420    | 10%              | 35,749 |
| MIAMI DADE COUNTY☐                          |              | 32,093   | 3,528    | 10%              | 35,621 |
| ADVENTIST HEALTH SYSTEMS SUNBELT INC DBA    |              | 31,697   | 3,592    | 10%              | 35,289 |
| WALGREENS                                   | 34           | 28,830   | 5,323    | 16%              | 34,187 |
| UF HEALTH JACKSONVILLE                      | 47           | 30,434   | 3,657    | 11%              | 34,138 |
| ECCO LAB GROUP CO                           | 484          | 28,091   | 4,484    | 14%              | 33,059 |
| DWIC OF TAMPA BAY INC                       |              | 29,598   | 3,426    | 10%              | 33,024 |
| NORTH FLORIDA REGIONAL MEDICAL CENTER       |              | 25,482   | 3,185    | 11%              | 28,667 |
| ST JOSEPHS HOSPITAL LABORATORY              | 23           | 24,695   | 3,294    | 12%              | 28,012 |
| MOUNT SINAI MEDICAL CENTER                  | 9            | 25,182   | 2,780    | 10%              | 27,971 |
| JUPITER MEDICAL CENTER LAB                  | 75           | 25,401   | 2,450    | 9%               | 27,926 |
| BRANDON REGIONAL HOSPITAL                   |              | 24,200   | 3,290    | 12%              | 27,490 |
| MINUTECLINIC LLC                            |              | 22,138   | 4,128    | 16%              | 26,266 |
| STS LAB 2 LLC                               | 6            | 24,176   | 1,228    | 5%               | 25,410 |
| MEDFAST URGENT CARE CENTERS, LLC            | 15           | 21,880   | 3,421    | 14%              | 25,316 |
| JFK MEDICAL CENTER LAB                      | 1            | 22,144   | 2,919    | 12%              | 25,064 |
| PALMETTO GENERAL HOSPITAL LAB               | 3            | 20,725   | 4,324    | 17%              | 25,052 |
| INTEGRATED REGIONAL LABORATORIES LLP        | 1            | 20,821   | 3,515    | 14%              | 24,337 |
| WATSON CLINIC LLP                           |              | 19,239   | 4,510    | 19%              | 23,749 |
| ACCESS DX LABORATORY                        | 215          | 21,366   | 2,058    | 9%               | 23,639 |
| NIGHT LITE PEDIATRIC CENTER LLC             |              | 20,076   | 2,374    | 11%              | 22,450 |
| HOLY CROSS HOSPITAL CLINICAL LAB            | 1            | 20,417   | 1,897    | 9%               | 22,315 |
| MALABAR MEDICAL WALK IN CLINIC              | 1            | 18,548   | 3,695    | 17%              | 22,244 |
| GENESIS MEDICAL LABORATORY                  | 292          | 18,305   | 3,539    | 16%              | 22,136 |
| AVENTUS BIO LABS                            | 16           | 19,270   | 2,848    | 13%              | 22,134 |
| STATLAB_MOBILE                              | 1            | 20,011   | 2,021    | 9%               | 22,033 |
| HEALTHLINK DIAGNOSTIC LABORATORIES          | 282          | 19,322   | 2,245    | 10%              | 21,849 |
| MORTON PLANT HOSPITAL-ADLER INSTITUTE       | 26           | 19,252   | 2,285    | 11%              | 21,563 |
| PANCARE OF FLORIDA INC                      |              | 19,248   | 2,296    | 11%              | 21,544 |
| NAPLES COMMUNITY HOSPITAL                   | 68           | 19,104   | 1,972    | 9%               | 21,144 |



# COVID-19: testing by laboratory

Data through Feb 5, 2021 verified as of Feb 6, 2021 at 09:25 AM

Data in this report are provisional and subject to change.

The numbers in the table below represent the number of Florida and non-Florida residents for whom test results were received by the Department of Health. A person can be tested by more than one laboratory and can have both positive and negative results. **Therefore, the sum of the numbers in each column will be larger than the total number of people tested.**

| Reporting lab                                  | Inconclusive | Negative | Positive | Percent positive | Total  |
|--|--------------|----------|----------|------------------|--------|
| LAB DIAGNOSTICS LLC                            | 385          | 15,260   | 5,281    | 25%              | 20,926 |
| ADVENT HEALTH - DAYTONA BEACH                  | 32           | 18,890   | 1,632    | 8%               | 20,554 |
| EXACT SCIENCES LABORATORIES                    |              | 18,177   | 2,306    | 11%              | 20,483 |
| DRS CLACK SPENCER WHITE & MCCORMACK PA D/B/A   |              | 18,091   | 1,906    | 10%              | 19,997 |
| PATIENTS FIRST LAKE ELLA MEDICAL CENTER PA     |              | 16,712   | 3,140    | 16%              | 19,852 |
| INFINITY BIOLOGIX LLC                          | 54           | 18,735   | 817      | 4%               | 19,606 |
| SAINT MARY'S MEDICAL CENTER                    | 24           | 17,300   | 2,039    | 11%              | 19,363 |
| UNITED CLINICAL LABORATORY LLC                 | 2            | 15,605   | 2,135    | 12%              | 17,742 |
| HEALTH CENTER AT SINAI RESIDENCES              |              | 16,930   | 506      | 3%               | 17,436 |
| BIOCERNA LABS                                  | 461          | 14,582   | 2,112    | 12%              | 17,155 |
| BAYFRONT HEALTH - ST PETERSBURG                | 17           | 14,608   | 2,254    | 13%              | 16,879 |
| LEESBURG REGIONAL MEDICAL CENTER               |              | 14,534   | 2,029    | 12%              | 16,563 |
| OSCEOLA REGIONAL MEDICAL CENTER                | 1            | 14,393   | 2,127    | 13%              | 16,521 |
| CLEVELAND CLINIC HOSPITAL LAB                  | 4            | 14,406   | 2,019    | 12%              | 16,429 |
| WELLINGTON REGIONAL MED CTR LAB                | 6            | 14,468   | 1,793    | 11%              | 16,267 |
| HOMESTEAD HOSPITAL CLINICAL LABORATORY         | 27           | 12,997   | 2,806    | 18%              | 15,830 |
| CLEVELAND CLINIC TRADITION HOSPITAL            |              | 14,679   | 1,109    | 7%               | 15,788 |
| MEMORIAL HOSPITAL JACKSONVILLE                 | 8            | 13,129   | 2,608    | 17%              | 15,745 |
| ORANGE PARK MEDICAL CENTER                     | 9            | 12,268   | 2,490    | 17%              | 14,767 |
| NORTHWEST MEDICAL CENTER                       | 1            | 12,895   | 1,830    | 12%              | 14,726 |
| ACCESS MEDICAL LABORATORIES                    | 4            | 7,632    | 7,011    | 48%              | 14,647 |
| INDIAN RIVER MEDICAL CENTER LAB                |              | 13,669   | 852      | 6%               | 14,521 |
| INDIAN RIVER PATHOLOGY LLC                     |              | 13,143   | 1,161    | 8%               | 14,304 |
| VISTA CLINICAL DIAGNOSTICS                     | 475          | 12,230   | 1,544    | 11%              | 14,249 |
| BETHESDA HOSPITAL EAST                         |              | 12,870   | 1,313    | 9%               | 14,183 |
| CLARITY LAB SOLUTIONS                          | 80           | 12,484   | 1,593    | 11%              | 14,157 |
| DELRAY MEDICAL CENTER LAB                      | 3            | 12,669   | 1,476    | 10%              | 14,148 |
| OAK HILL HOSPITAL                              |              | 12,514   | 1,589    | 11%              | 14,103 |
| PRIVA PATH LABS                                | 73           | 13,098   | 874      | 6%               | 14,045 |
| WEST KENDALL BAPTIST HOSPITAL                  | 10           | 11,272   | 2,678    | 19%              | 13,960 |
| MEMORIAL REGIONAL HOSPITAL CLINICAL LABORATORY | 10           | 12,885   | 895      | 6%               | 13,790 |
| LAWNWOOD REGIONAL MEDICAL CENTER               | 1            | 11,813   | 1,902    | 14%              | 13,716 |
| LEE HEALTH - LEE MEMORIAL HOSPITAL             |              | 10,112   | 3,462    | 26%              | 13,574 |
| BAPTIST HEALTHCARE - BAPTIST HOSPITAL          | 5            | 10,639   | 2,908    | 21%              | 13,552 |
| BAPTIST HEALTH - SOUTH                         |              | 12,211   | 1,108    | 8%               | 13,319 |
| LARGO MEDICAL CENTER                           |              | 11,622   | 1,487    | 11%              | 13,109 |
| NONA SCIENTIFIC                                | 5            | 9,975    | 3,105    | 24%              | 13,085 |
| UHEALTH CORAL GABLES/LENNAR MED CTR            | 9            | 12,236   | 807      | 6%               | 13,052 |
| WINTER HAVEN HOSPITAL CLINICAL LABORATORY      | 4            | 11,024   | 2,016    | 15%              | 13,044 |
| CARDIOPATH                                     | 84           | 10,952   | 1,625    | 13%              | 12,661 |
| WEST FLORIDA HOSPITAL LAB                      |              | 9,757    | 2,811    | 22%              | 12,568 |
| THE HEALTHCARE DISTRICT OF PALM BEACH COUNTY   | 42           | 10,728   | 1,561    | 13%              | 12,331 |
| ST ANTHONY'S HOSPITAL LAB                      | 30           | 10,706   | 1,432    | 12%              | 12,168 |
| LAKE CITY HM                                   |              | 11,147   | 988      | 8%               | 12,135 |
| GOOD SAMARITAN MEDICAL CENTER LAB              | 2            | 10,533   | 1,576    | 13%              | 12,111 |

# COVID-19: testing by laboratory

Data through Feb 5, 2021 verified as of Feb 6, 2021 at 09:25 AM

Data in this report are provisional and subject to change.

The numbers in the table below represent the number of Florida and non-Florida residents for whom test results were received by the Department of Health. A person can be tested by more than one laboratory and can have both positive and negative results. **Therefore, the sum of the numbers in each column will be larger than the total number of people tested.**

| Reporting lab   | Inconclusive | Negative | Positive | Percent positive | Total  |
|---|--------------|----------|----------|------------------|--------|
| WESTSIDE REGIONAL MED CTR                               | 2            | 10,314   | 1,761    | 15%              | 12,077 |
| MEDICAL CENTER OF TRINITY CLINICAL LABORATORY           | 2            | 10,742   | 1,311    | 11%              | 12,055 |
| PALMS WEST HOSPITAL LAB                                 | 2            | 10,278   | 1,735    | 14%              | 12,015 |
| FLORIDA HOSPITAL WATERMAN LABORATORY                    | 70           | 10,997   | 861      | 7%               | 11,928 |
| ADVENTHEALTH CENTRA CARE LAKE BUENA VISTA               |              | 10,578   | 1,321    | 11%              | 11,899 |
| BINAXNOW  | 9            | 9,062    | 2,747    | 23%              | 11,818 |
| MERCY HOSPITAL A CAMPUS OF PLANTATION GEN HOSP LAB      | 1            | 9,842    | 1,901    | 16%              | 11,744 |
| ST MARKS HOSPITAL LABORATORY B                          | 78           | 10,627   | 1,002    | 9%               | 11,707 |
| PWN HEALTH  | 17           | 9,531    | 2,066    | 18%              | 11,614 |
| GULF COAST MEDICAL CENTER MICROLAB                      |              | 9,033    | 2,563    | 22%              | 11,596 |
| REGIONAL MEDCIAL CENTER BAYONET POINT                   | 2            | 10,533   | 943      | 8%               | 11,478 |
| THE VILLAGES REGIONAL HOSPITAL                          |              | 10,120   | 1,153    | 10%              | 11,273 |
| ST JOSEPHS HOSPITAL                                     | 18           | 9,683    | 1,439    | 13%              | 11,140 |
| CAPITAL REGIONAL MEDICAL CTR                            |              | 8,889    | 2,249    | 20%              | 11,138 |
| NEMOURS CHILDRENS HOSPITAL                              | 1            | 10,403   | 636      | 6%               | 11,040 |
| GENOVA DIAGNOSTICS LABORATORY                           | 53           | 10,001   | 944      | 9%               | 10,998 |
| AVENTURA HOSPITAL LAB                                   |              | 8,840    | 2,093    | 19%              | 10,933 |
| CORAL GABLES HOSPITAL CLINICAL LABORATORY               |              | 9,125    | 1,764    | 16%              | 10,889 |
| HALIFAX MEDICAL CENTER LAB                              | 36           | 9,216    | 1,629    | 15%              | 10,881 |
| COAST DIAGNOSTICS LLC                                   | 45           | 9,657    | 1,138    | 10%              | 10,840 |
| FLORIDA LABORATORY ANALYSIS                             |              | 9,453    | 1,342    | 12%              | 10,795 |
| LARKIN COMMUNITY HOSPITAL                               | 10           | 9,258    | 1,431    | 13%              | 10,699 |
| WEST BOCA MEDICAL CENTER LAB                            |              | 9,895    | 799      | 7%               | 10,694 |
| PATHNOSTICS   | 41           | 8,298    | 2,300    | 22%              | 10,639 |
| BLAKE MEDICAL CENTER                                    |              | 9,271    | 1,356    | 13%              | 10,627 |
| MEASE COUNTRYSIDE LAB                                   | 14           | 9,396    | 1,133    | 11%              | 10,543 |
| LEE HEALTH - HEALTH PARK MEDICAL CENTER                 |              | 8,750    | 1,753    | 17%              | 10,503 |
| MANATEE MEMORIAL HOSPITAL                               |              | 9,593    | 892      | 9%               | 10,485 |
| PALM BEACH BALLPARK                                     |              | 9,499    | 970      | 9%               | 10,469 |
| LARKIN COMMUNITY HOSPITAL INC DBA CARDIOTROPIC          |              | 6,820    | 3,621    | 35%              | 10,441 |
| BAPTIST HEALTH SOUTH FLORIDA - WEST KENDALL URGENT CARE |              | 8,681    | 1,672    | 16%              | 10,353 |
| PALM BEACH GARDENS MEDICAL CTR LAB                      |              | 9,307    | 1,030    | 10%              | 10,337 |
| SRQ DRIVE THROUGH☐                                      |              | 8,944    | 905      | 9%               | 9,849  |
| LAKE CITY MEDICAL CENTER                                |              | 7,708    | 2,097    | 21%              | 9,805  |
| FLORIDA HOSPITAL HEARTLAND MED CTR CLINICAL LAB         | 33           | 8,401    | 1,288    | 13%              | 9,722  |
| ADVENT HEALTH - WESLEY CHAPEL                           | 14           | 8,721    | 906      | 9%               | 9,641  |
| PALM BEACH BALL PARK                                    |              | 8,605    | 1,004    | 10%              | 9,609  |
| AVECINA   | 17           | 8,865    | 693      | 7%               | 9,575  |
| VIKOR SCIENTIFIC  | 37           | 7,814    | 1,673    | 18%              | 9,524  |
| MOLECULAR INFECTIOUS DISEASES                           | 46           | 9,164    | 289      | 3%               | 9,499  |
| PRECISION HEALTH RESOURCES LLC                          |              | 8,878    | 608      | 6%               | 9,486  |
| BOSTON HEART DIAGNOSTICS CORP                           |              | 8,095    | 1,193    | 13%              | 9,288  |
| PLANTATION GENERAL HOSPITAL                             |              | 7,827    | 1,442    | 16%              | 9,269  |
| DOCTORS HOSPITAL  | 7            | 7,710    | 1,551    | 17%              | 9,268  |
| AVECINA MEDICAL   | 4            | 6,201    | 3,030    | 33%              | 9,235  |
| P4 CLINICAL, LLC  | 192          | 8,055    | 911      | 10%              | 9,158  |
| LABSTAT LLC   | 3            | 8,662    | 428      | 5%               | 9,093  |

# COVID-19: testing by laboratory

Data through Feb 5, 2021 verified as of Feb 6, 2021 at 09:25 AM

Data in this report are provisional and subject to change.

The numbers in the table below represent the number of Florida and non-Florida residents for whom test results were received by the Department of Health. A person can be tested by more than one laboratory and can have both positive and negative results. **Therefore, the sum of the numbers in each column will be larger than the total number of people tested.**

| Reporting lab   | Inconclusive | Negative | Positive | Percent positive | Total |
|---|--------------|----------|----------|------------------|-------|
| FLORIDA MEDICAL CENTER - A CAMPUS OF NORTH SHORE        | 2            | 7,956    | 1,077    | 12%              | 9,035 |
| LEON MEDICAL CENTERS LLC                                |              | 7,056    | 1,963    | 22%              | 9,019 |
| CERNERELR_BAYCARE                                       | 43           | 8,320    | 616      | 7%               | 8,979 |
| AMERICAN FAMILY CARE                                    |              | 4,809    | 4,099    | 46%              | 8,908 |
| CENTRAL FLORIDA REGIONAL HOSPITAL                       |              | 7,922    | 943      | 11%              | 8,865 |
| SARKIS CLINICAL TRIALS                                  | 25           | 7,669    | 1,136    | 13%              | 8,830 |
| NORTHSIDE HOSPITAL AND HEART INSTITUTE                  |              | 7,914    | 914      | 10%              | 8,828 |
| CORAL SPRINGS MED CTR                                   |              | 7,899    | 848      | 10%              | 8,747 |
| INFORM DIAGNOSTICS, INC                                 |              | 8,123    | 488      | 6%               | 8,611 |
| EXPRESS GENE MOLECULAR DIAGNOSTICS LABORATORY           |              | 7,261    | 1,312    | 15%              | 8,573 |
| FLORIDA HOSPITAL DELAND                                 | 10           | 7,424    | 1,104    | 13%              | 8,538 |
| FLORIDA HOSPITAL FLAGLER                                | 29           | 7,574    | 712      | 9%               | 8,315 |
| AVECINA MEDICAL OAKLEAF                                 | 3            | 6,977    | 1,330    | 16%              | 8,310 |
| CERNERELR_BAPTISTMIAMI                                  | 31           | 7,313    | 862      | 11%              | 8,206 |
| NCF DIAGNOSTICS & DNA TECHNOLOGIES LAB                  | 134          | 7,567    | 448      | 5%               | 8,149 |
| ADVENTHEALTH CENTRA CARE WATERFORD LAKES                |              | 6,776    | 1,372    | 17%              | 8,148 |
| BAPTIST HEALTH SOUTH FLORIDA - COUNTRY WALK URGENT CARE |              | 6,673    | 1,399    | 17%              | 8,072 |
| MEDRITE MEDICAL CARE, PC                                | 3,765        | 3,867    | 439      | 5%               | 8,071 |
| NORTH SHORE MEDICAL CENTER                              |              | 6,696    | 1,365    | 17%              | 8,061 |
| OCALA REGIONAL MEDICAL CENTER                           |              | 6,983    | 1,076    | 13%              | 8,059 |
| ALL CHILDREN'S HOSPITAL                                 |              | 7,507    | 550      | 7%               | 8,057 |
| BROWARD HEALTH NORTH CLINICAL LABORATORY                |              | 7,110    | 919      | 11%              | 8,029 |
| FLORIDA HOSPITAL ZEPHYRHILLS                            | 10           | 7,075    | 841      | 11%              | 7,926 |
| WEST PALM HOSPITAL LAB                                  |              | 7,231    | 649      | 8%               | 7,880 |
| NATIONWIDE LABORATORY SERVICES INC                      | 257          | 6,531    | 1,083    | 14%              | 7,871 |
| FLORIDA HOSPITAL OF CARROLLWOOD                         | 23           | 6,695    | 1,086    | 14%              | 7,804 |
| LEE HEALTH - GULF COAST MEDICAL CENTER                  | 2            | 6,171    | 1,620    | 21%              | 7,793 |
| MEDARBOR DIAGNOSTICS                                    | 1            | 6,677    | 1,095    | 14%              | 7,773 |
| CernerELR_Advent  |              | 6,554    | 1,074    | 14%              | 7,628 |
| SOUTH BAY HOSPITAL CLINICAL LAB                         | 1            | 6,775    | 827      | 11%              | 7,603 |
| NCH NORTH NAPLES HOSPITAL LAB                           | 15           | 6,733    | 830      | 11%              | 7,578 |
| KD MEDICAL CHOICE LLC                                   | 5            | 6,827    | 714      | 9%               | 7,546 |
| ADVENTHEALTH CENTRA CARE ST CLOUD                       | 1            | 6,432    | 1,059    | 14%              | 7,492 |
| CLEVELAND CLINIC MARTIN SOUTH HOSPITAL                  | 1            | 6,655    | 836      | 11%              | 7,492 |
| BAPTIST HEALTH - BEACHES                                |              | 6,701    | 594      | 8%               | 7,295 |
| MEMORIAL HOSPITAL WEST LABORATORY SERVICES              | 14           | 6,499    | 665      | 9%               | 7,178 |
| ISPM LABS, LLC DBA CAPSTONE DIAGNOSTICS, LLC            |              | 6,757    | 366      | 5%               | 7,123 |
| POINCIANA MEDICAL CENTER                                |              | 5,492    | 1,595    | 23%              | 7,087 |
| BAPTIST HEALTH SOUTH FLORIDA - MIAMI LAKES URGENT CARE  |              | 5,561    | 1,521    | 21%              | 7,082 |
| BAYCARE COMMUNITY HEALTH                                |              | 6,819    | 181      | 3%               | 7,000 |
| SANTA ROSA MEDICAL CENTER                               |              | 5,566    | 1,291    | 19%              | 6,857 |
| WEST MARION COMMUNITY HOSPITAL LAB                      |              | 5,699    | 1,142    | 17%              | 6,841 |
| LUMINUS DIAGNOSTICS                                     |              | 6,259    | 550      | 8%               | 6,809 |
| MEMORIAL HOSPITAL MICRO                                 |              | 6,322    | 479      | 7%               | 6,801 |
| MORTON PLANT-MEASE                                      | 5            | 6,126    | 629      | 9%               | 6,760 |
| H LEE MOFFITT CANCER CENTER LABORATORY                  | 1            | 6,558    | 196      | 3%               | 6,755 |
| FULGENT DIAGNOSTICS                                     | 104          | 6,171    | 474      | 7%               | 6,749 |

# COVID-19: testing by laboratory

Data through Feb 5, 2021 verified as of Feb 6, 2021 at 09:25 AM

Data in this report are provisional and subject to change.

The numbers in the table below represent the number of Florida and non-Florida residents for whom test results were received by the Department of Health. A person can be tested by more than one laboratory and can have both positive and negative results. **Therefore, the sum of the numbers in each column will be larger than the total number of people tested.**

| Reporting lab  | Inconclusive | Negative | Positive | Percent positive | Total |
|--|--------------|----------|----------|------------------|-------|
| ANNE BATES LEACH EYE HOSPITAL/ ABLEH MICROBIOLOGY LABORATORY | 7            | 6,641    | 100      | 1%               | 6,748 |
| SYNERGY LABORATORIES   | 7            | 5,816    | 907      | 13%              | 6,730 |
| ARCPPOINT LABS OF FORT MYERS                                 | 4            | 5,835    | 855      | 13%              | 6,694 |
| CLEVELAND CLINIC MARTIN NORTH HOSPITAL                       |              | 5,889    | 789      | 12%              | 6,678 |
| LAKEWOOD RANCH MEDICAL CENTER                                |              | 6,091    | 520      | 8%               | 6,611 |
| VISTA CLINICAL   | 8            | 3,845    | 2,709    | 41%              | 6,562 |
| HEALTHQUEST ESOTERICS  |              | 5,265    | 1,278    | 20%              | 6,543 |
| FLORIDA HOSPITAL FISH MEMORIAL                               | 19           | 5,561    | 959      | 15%              | 6,539 |
| ST LUCIE MEDICAL CENTER                                      |              | 5,248    | 1,290    | 20%              | 6,538 |
| MEDEXPRESS URGENT CARE                                       | 2            | 4,377    | 2,061    | 32%              | 6,440 |
| BAPTIST HEALTH SOUTH FLORIDA - WESTCHESTER URGENT CARE       |              | 5,177    | 1,151    | 18%              | 6,328 |
| GENE BY GENE, GENOMICS RESEARCH CENTER LAB                   | 44           | 5,885    | 337      | 5%               | 6,266 |
| SYNERGY DIAGNOSTIC LABORATORY                                | 89           | 5,509    | 666      | 11%              | 6,264 |
| AVERO DIAGNOSTICS - IRVING                                   | 9            | 5,775    | 440      | 7%               | 6,224 |
| FLORIDA HOSPITAL OCALA                                       |              | 5,296    | 796      | 13%              | 6,092 |
| HIALEAH HOSPITAL   | 4            | 4,710    | 1,352    | 22%              | 6,066 |
| ADVENTHEALTH CENTRA CARE UNIVERSITY                          | 1            | 5,328    | 691      | 11%              | 6,020 |
| BAPTIST HEALTH SOUTH FLORIDA - DORAL URGENT CARE             |              | 4,784    | 1,213    | 20%              | 5,997 |
| UNKNOWN  | 3            | 3,220    | 2,748    | 46%              | 5,971 |
| ADVENTHEALTH CENTRA CARE WINTER GARDEN                       | 1            | 5,292    | 646      | 11%              | 5,939 |
| ADVENTHEALTH CENTRA CARE CLERMONT                            |              | 5,040    | 881      | 15%              | 5,921 |
| ST JOSEPHS NORTH HOSPITAL LAB                                | 7            | 5,089    | 809      | 14%              | 5,905 |
| ADVENTHEALTH CENTRA CARE WINTER PARK                         |              | 5,286    | 571      | 10%              | 5,857 |
| BAYFRONT HEALTH - VENICE REGIONAL MEDICAL                    | 1            | 5,338    | 505      | 9%               | 5,844 |
| OVIEDO MEDICAL CENTER  |              | 5,225    | 607      | 10%              | 5,832 |
| BAPTIST HEALTH - NASSAU                                      |              | 5,450    | 319      | 6%               | 5,769 |
| ADVENTHEALTH CENTRA CARE DR PHILLIPS                         |              | 5,236    | 517      | 9%               | 5,753 |
| IMPERIAL POINT MEDICAL CENTER                                |              | 5,250    | 480      | 8%               | 5,730 |
| HOLIDAY CVS LLC  |              | 5,406    | 260      | 5%               | 5,666 |
| ADVENTHEALTH CENTRA CARE LAKELAND                            | 1            | 4,849    | 746      | 13%              | 5,596 |
| SOLARIS DIAGNOSTICS  | 9            | 5,019    | 550      | 10%              | 5,578 |
| LABS ASAP LLC  |              | 5,063    | 506      | 9%               | 5,569 |
| FORT WALTON BEACH MEDICAL CENTER                             |              | 4,647    | 820      | 15%              | 5,467 |
| ATLANTIS URGENT CARE   | 1            | 3,985    | 1,481    | 27%              | 5,467 |
| ST PETERSBURG GENERAL HOSPITAL                               |              | 4,600    | 861      | 16%              | 5,461 |
| TROPICANA FIELD - LOT 2                                      | 19           | 4,906    | 481      | 9%               | 5,406 |
| ADVENTHEALTH CENTRA CARE LEE ROAD                            |              | 4,858    | 543      | 10%              | 5,401 |
| ADVENTHEALTH CENTRA CARE HUNTERS CREEK                       | 3            | 4,628    | 766      | 14%              | 5,397 |
| BAYFRONT HEALTH - PORT CHARLOTTE                             |              | 4,886    | 441      | 8%               | 5,327 |
| SUNRISE MEDICAL LABORATORIES                                 | 2            | 4,927    | 360      | 7%               | 5,289 |
| COMMUNITY HEALTH CENTERS OF PINELLAS INC                     |              | 4,195    | 1,076    | 20%              | 5,271 |
| MARTIN HOSPITAL SOUTH LAB                                    |              | 4,966    | 282      | 5%               | 5,248 |
| BAPTIST HEALTH SOUTH FLORIDA - PEMBROKE PINES URGENT CARE    |              | 4,388    | 848      | 16%              | 5,236 |
| SOUTH FLORIDA BAPTIST HOSPITAL MICRO                         | 4            | 4,359    | 829      | 16%              | 5,192 |
| CLINICAL REFERENCE LABORATORY                                | 2            | 4,895    | 250      | 5%               | 5,147 |
| INFINITY BIOLOGIX LLC (GINKO BIOWORKS)                       | 4            | 5,004    | 130      | 3%               | 5,138 |
| FLORIDA HOSPITAL NORTH PINELLAS                              | 11           | 4,686    | 418      | 8%               | 5,115 |



# COVID-19: testing by laboratory

Data through Feb 5, 2021 verified as of Feb 6, 2021 at 09:25 AM

Data in this report are provisional and subject to change.

The numbers in the table below represent the number of Florida and non-Florida residents for whom test results were received by the Department of Health. A person can be tested by more than one laboratory and can have both positive and negative results. **Therefore, the sum of the numbers in each column will be larger than the total number of people tested.**

| Reporting lab  | Inconclusive | Negative | Positive | Percent positive | Total |
|--|--------------|----------|----------|------------------|-------|
| EMERALD COAST URGENT CARE  |              | 3,824    | 1,265    | 25%              | 5,089 |
| TRINITY SPRINGS  |              | 4,357    | 729      | 14%              | 5,086 |
| MEDEXPRESS URGENT CARE OF BOYNTON BEACH LLC                          |              | 4,770    | 304      | 6%               | 5,074 |
| ADVENTHEALTH CENTRA CARE SANFORD                                     |              | 4,458    | 571      | 11%              | 5,029 |
| ADVENTHEALTH CENTRA CARE MOUNT DORA                                  |              | 4,154    | 847      | 17%              | 5,001 |
| SUNCOAST PATHOLOGY ASSOCIATES  |              | 4,563    | 428      | 9%               | 4,991 |
| ADVENTHEALTH CENTRA CARE LAKE MARY                                   | 2            | 4,341    | 640      | 13%              | 4,983 |
| ADVENTHEALTH CENTRA CARE KISSIMMEE                                   |              | 4,437    | 512      | 10%              | 4,949 |
| BAPTIST HEALTH SOUTH FLORIDA - CORAL SPRINGS URGENT CARE             |              | 4,203    | 678      | 14%              | 4,881 |
| MEDEXPRESS URGENT CARE HUDSON  |              | 4,217    | 653      | 13%              | 4,870 |
| INDIAN RIVER MEDICAL CENTER  |              | 4,111    | 737      | 15%              | 4,848 |
| ADVENTHEALTH CENTRA CARE APOPKA                                      | 1            | 4,193    | 654      | 13%              | 4,848 |
| DOCTORS URGENT CARE LLC  | 1            | 3,933    | 901      | 19%              | 4,835 |
| ACUTIS DIAGNOSTICS   | 17           | 3,861    | 925      | 19%              | 4,803 |
| MEDICAL DNA LABS LLC   | 2            | 4,383    | 414      | 9%               | 4,799 |
| ANGEL KIDS PEDIATRICS  |              | 4,460    | 295      | 6%               | 4,755 |
| PUTNAM COMMUNITY MEDICAL CENTER                                      |              | 4,112    | 643      | 14%              | 4,755 |
| ADVENTIST HEALTH SYSTEMS, SUNBELT INC                                |              | 4,146    | 573      | 12%              | 4,719 |
| EMPIRE CITY LABORATORIES INC   | 48           | 3,964    | 658      | 14%              | 4,670 |
| NORTHWEST FLORIDA COMMUNITY HOSPITAL                                 | 27           | 3,325    | 1,315    | 28%              | 4,667 |
| PARAMOUNT URGENT CARE  |              | 2,220    | 2,402    | 52%              | 4,622 |
| ADVENTHEALTH CENTRA CARE ALTAMONTE                                   |              | 4,044    | 571      | 12%              | 4,615 |
| NIGHT LITE PEDIATRICS  | 4            | 3,341    | 1,247    | 27%              | 4,592 |
| MICROGEN DX  | 4            | 3,928    | 657      | 14%              | 4,589 |
| EGLIN AIR FORCE BASE   | 12           | 3,298    | 1,270    | 28%              | 4,580 |
| NCH DOWNTOWN NAPLES HOSPITAL   | 11           | 4,030    | 507      | 11%              | 4,548 |
| UNIVERSITY HOSPITAL AND MEDICAL CENTER                               |              | 3,471    | 1,071    | 24%              | 4,542 |
| MOFFITT CANCER CENTER  | 6            | 4,380    | 94       | 2%               | 4,480 |
| BAPTIST HEALTH - NORTH   |              | 3,479    | 1,000    | 22%              | 4,479 |
| COASTAL MED URGENT CARE  |              | 2,960    | 1,439    | 33%              | 4,399 |
| DOCTORS URGENT CARE OF LUTZ LLC                                      | 1            | 3,500    | 881      | 20%              | 4,382 |
| PRO CLINIC   |              | 3,400    | 973      | 22%              | 4,373 |
| URGENT CARE CURE   | 2            | 3,714    | 619      | 14%              | 4,335 |
| BAPTIST HEALTH SOUTH FLORIDA - TAMiami TRAIL URGENT CARE             |              | 3,452    | 850      | 20%              | 4,302 |
| PALMS OF PASADENA HOSPITAL   |              | 3,809    | 490      | 11%              | 4,299 |
| ADVENTHEALTH CENTRA CARE AZALEA PARK                                 |              | 3,655    | 629      | 15%              | 4,284 |
| AHCC WESLEY CHAPEL   |              | 3,818    | 455      | 11%              | 4,273 |
| THE CENTER FOR URGENT CARE   | 3            | 3,531    | 729      | 17%              | 4,263 |
| NCH NORTH NAPLES HOSPITAL  | 6            | 3,693    | 563      | 13%              | 4,262 |
| ADVENTHEALTH CENTRA CARE OVIEDO                                      |              | 3,647    | 609      | 14%              | 4,256 |
| BAPTIST HEALTH SOUTH FLORIDA - CORAL GABLES (UNIVERSITY) URGENT CARE |              | 3,667    | 569      | 13%              | 4,236 |
| WESTCHESTER HOSPITAL   | 23           | 3,326    | 811      | 19%              | 4,160 |
| QDX PATHOLOGY SERVICES   | 2            | 3,818    | 338      | 8%               | 4,158 |
| ESCAMBIA COMMUNITY CLINICS INC                                       | 7            | 3,056    | 1,093    | 26%              | 4,156 |
| MEASE DUNEDIN HOSPITAL   | 5            | 3,744    | 404      | 10%              | 4,153 |
| MEDEXPRESS URGENT CARE - ESTERO                                      |              | 3,728    | 417      | 10%              | 4,145 |
| DOCTORS HOSPITAL OF SARASOTA CLINICAL LABORATORY                     |              | 3,585    | 534      | 13%              | 4,119 |

# COVID-19: testing by laboratory

Data through Feb 5, 2021 verified as of Feb 6, 2021 at 09:25 AM

Data in this report are provisional and subject to change.

The numbers in the table below represent the number of Florida and non-Florida residents for whom test results were received by the Department of Health. A person can be tested by more than one laboratory and can have both positive and negative results. **Therefore, the sum of the numbers in each column will be larger than the total number of people tested.**

| Reporting lab  | Inconclusive | Negative | Positive | Percent positive | Total |
|--|--------------|----------|----------|------------------|-------|
| BAPTIST HEALTH SOUTH FLORIDA - KENDALE LAKES URGENT CARE |              | 3,286    | 822      | 20%              | 4,108 |
| HEALTH FIRST ADVENTHEALTH CENTRA CARE GATEWAY            | 1            | 3,682    | 397      | 10%              | 4,080 |
| BAPTIST HEALTH SOUTH FLORIDA - PINECREST URGENT CARE     |              | 3,522    | 557      | 14%              | 4,079 |
| ADVENTHEALTH CENTRA CARE SOUTH ORANGE                    |              | 3,475    | 590      | 15%              | 4,065 |
| RAULERSON HOSPITAL                                       |              | 3,342    | 718      | 18%              | 4,060 |
| NIGHT LITE PEDIATRICS URGENT CARE                        | 1            | 3,414    | 637      | 16%              | 4,052 |
| BAPTIST HEALTH SOUTH FLORIDA - CORAL GABLES URGENT CARE  |              | 3,328    | 663      | 17%              | 3,991 |
| ADVENTHEALTH CENTRA CARE PORT ORANGE                     |              | 3,321    | 669      | 17%              | 3,990 |
| PHYSICIANS REGIONAL MEDICAL CENTER - PINE RIDGE RD       | 1            | 3,265    | 722      | 18%              | 3,988 |
| ADVENTHEALTH CENTRA CARE ORANGE LAKE                     |              | 3,510    | 457      | 12%              | 3,967 |
| ADVENTHEALTH CENTRA CARE LONGWOOD                        |              | 3,514    | 452      | 11%              | 3,966 |
| MINUTECLINIC   |              | 3,397    | 563      | 14%              | 3,960 |
| HEALTH FIRST ADVENTHEALTH CENTRA CARE TITUSVILLE         |              | 3,530    | 425      | 11%              | 3,955 |
| MINUTECLINIC LLC #3703                                   |              | 3,305    | 643      | 16%              | 3,948 |
| FLORIDA FAMILY LABORATORY, INC DBA                       | 27           | 3,554    | 344      | 9%               | 3,925 |
| ADVENT HEALTH - HEART OF FLORIDA ER                      | 1            | 3,330    | 579      | 15%              | 3,910 |
| PEDIATRIC HEALTH CARE ALLIANCE PA                        |              | 3,556    | 342      | 9%               | 3,898 |
| TALLAHASSEE PRIMARY CARE ASSOCIATES                      |              | 3,386    | 502      | 13%              | 3,888 |
| MEDEXPRESS URGENT CARE - ROYAL PALM BEACH                |              | 3,503    | 368      | 10%              | 3,871 |
| BAPTIST HEALTH SOUTH FLORIDA - PALMETTO BAY URGENT CARE  |              | 3,245    | 611      | 16%              | 3,856 |
| ADVENTHEALTH CENTRA CARE SAND LAKE                       |              | 3,417    | 384      | 10%              | 3,801 |
| MEDEXPRESS URGENT CARE - GOLDEN GATE                     |              | 3,400    | 395      | 10%              | 3,795 |
| MEDEXPRESS URGENT CARE PALM BEACH GARDENS                |              | 3,500    | 294      | 8%               | 3,794 |
| US BIOTEK LABORATORIES                                   | 13           | 3,382    | 358      | 10%              | 3,753 |
| ADVENTHEALTH CENTRA CARE LEESBURG                        |              | 3,005    | 746      | 20%              | 3,751 |
| BETHESDA HOSPITAL WEST                                   |              | 3,357    | 374      | 10%              | 3,731 |
| GENESIS DIAGNOSTICS                                      |              | 3,459    | 238      | 6%               | 3,697 |
| BAYFRONT HEALTH - SEVEN RIVERS                           |              | 3,330    | 338      | 9%               | 3,668 |
| MEMORIAL HOSPITAL- MIRAMAR                               | 12           | 3,359    | 280      | 8%               | 3,651 |
| BAYA PHARMACY & URGENT CARE                              |              | 2,645    | 1,002    | 27%              | 3,647 |
| TWIN CITIES HOSPITAL                                     | 1            | 3,161    | 464      | 13%              | 3,626 |
| CLARITY LAB SOLUTIONS LLC                                |              | 3,608    | 4        | 0%               | 3,612 |
| PREMIER URGENT CARE OF BREVARD LLC                       | 3            | 3,139    | 453      | 13%              | 3,595 |
| ASCENSION SACRED HEART - EMERALD COAST                   |              | 2,939    | 647      | 18%              | 3,586 |
| LEE HEALTH CONVENIENT CARE - PAGE FIELD                  |              | 3,013    | 500      | 14%              | 3,513 |
| ADVENTHEALTH EXPRESS CARE                                |              | 2,768    | 722      | 21%              | 3,490 |
| MEDEXPRESS URGENT CARE - LAKELAND                        |              | 3,062    | 403      | 12%              | 3,465 |
| SIPARADIGM LLC   | 21           | 3,222    | 208      | 6%               | 3,451 |
| DOCTORS TEST CENTERS                                     |              | 2,971    | 413      | 12%              | 3,384 |
| FLORIDA COMMUNITY HEALTH CENTER                          |              | 2,639    | 719      | 21%              | 3,358 |
| BAPTIST HEALTH SOUTH FLORIDA - DAVIE URGENT CARE         |              | 2,785    | 571      | 17%              | 3,356 |
| BAYFRONT HEALTH - BROOKSVILLE                            |              | 2,940    | 409      | 12%              | 3,349 |
| PARAMOUNT URGENT CARE - WINDERMERE                       |              | 2,056    | 1,287    | 38%              | 3,343 |
| MIDWAY SPECIALTY CARE CENTER DIAGNOSTICS                 | 38           | 3,055    | 234      | 7%               | 3,327 |
| MEDCOMP SCIENCES LLC                                     | 43           | 1,618    | 1,621    | 49%              | 3,282 |
| ADVENTHEALTH PROMPT CARE                                 | 1            | 2,304    | 959      | 29%              | 3,264 |
| LABORATORY OF FLORIDA LLC                                | 40           | 2,962    | 240      | 7%               | 3,242 |



# COVID-19: testing by laboratory

Data through Feb 5, 2021 verified as of Feb 6, 2021 at 09:25 AM

Data in this report are provisional and subject to change.

The numbers in the table below represent the number of Florida and non-Florida residents for whom test results were received by the Department of Health. A person can be tested by more than one laboratory and can have both positive and negative results. **Therefore, the sum of the numbers in each column will be larger than the total number of people tested.**

| Reporting lab                                       | Inconclusive | Negative | Positive | Percent positive | Total |
|---|--------------|----------|----------|------------------|-------|
| DESOTO MEMORIAL HOSPITAL                            | 3            | 2,641    | 576      | 18%              | 3,220 |
| VENTURE MEDICAL OF FLORIDA LLC                      |              | 2,958    | 235      | 7%               | 3,193 |
| ENGLEWOOD COMMUNITY HOSPITAL                        |              | 2,877    | 314      | 10%              | 3,191 |
| ADVENTHEALTH CENTRA CARE COLONIAL TOWN              | 2            | 2,839    | 345      | 11%              | 3,186 |
| LAKESIDE MEDICAL CENTER                             |              | 2,469    | 706      | 22%              | 3,175 |
| URGENT CARE OF THE PALM BEACHES                     |              | 2,520    | 653      | 21%              | 3,173 |
| BAPTIST HEALTH SOUTH FLORIDA - WESTON URGENT CARE   |              | 2,795    | 364      | 12%              | 3,159 |
| AMELIA URGENT CARE                                  |              | 1,642    | 1,512    | 48%              | 3,154 |
| ACCU REFERENCE MEDICAL LAB                          | 9            | 2,428    | 694      | 22%              | 3,131 |
| ADVENTHEALTH CENTRA CARE                            |              | 2,738    | 373      | 12%              | 3,111 |
| BARTOW REGIONAL MEDICAL CENTER                      | 1            | 2,572    | 486      | 16%              | 3,059 |
| BAYFRONT HEALTH - PUNTA GORDA                       |              | 2,808    | 231      | 8%               | 3,039 |
| PRECISION HEALTH SOLUTIONS                          |              | 2,853    | 125      | 4%               | 2,978 |
| BAPTIST HEALTH SOUTH FLORIDA - BRICKELL URGENT CARE |              | 2,436    | 508      | 17%              | 2,944 |
| BAPTIST HEALTH URGENT CARE AT SAWGRASS              |              | 2,459    | 477      | 16%              | 2,936 |
| HIGHLANDS REGIONAL MEDICAL CENTER                   |              | 2,238    | 676      | 23%              | 2,914 |
| MEDEXPRESS URGENT CARE CAPE CORAL                   |              | 2,469    | 430      | 15%              | 2,899 |
| VETERANS AFFAIRS MEDICAL CENTER - ORLANDO           | 1            | 1,343    | 1,550    | 54%              | 2,894 |
| STONE CLINICAL LABORATORIES                         |              | 2,790    | 96       | 3%               | 2,886 |
| HEALTH FIRST ADVENTHEALTH CENTRA CARE COCOA         |              | 2,604    | 265      | 9%               | 2,869 |
| WALGREENS ORLANDO                                   | 3            | 2,523    | 340      | 12%              | 2,866 |
| WALGREEN CO   | 2            | 2,533    | 320      | 11%              | 2,855 |
| BAYFRONT HEALTH - SPRING HILL                       |              | 2,583    | 264      | 9%               | 2,847 |
| MINUTECLINIC LLC # 0709                             |              | 2,410    | 433      | 15%              | 2,843 |
| SELECT LABORATORIES - MARION COUNTY, FL LLC         | 4            | 2,530    | 274      | 10%              | 2,808 |
| HOLIDAY CVS LLC DBA CVS PHARMACY #5154              |              | 2,665    | 74       | 3%               | 2,739 |
| ADVENTIST HEALTH SYSTEMS SUNBELT IN DBA             |              | 2,459    | 277      | 10%              | 2,736 |
| PHARMCO RX  | 2            | 2,507    | 218      | 8%               | 2,727 |
| MEDEXPRESS URGENT CARE - DELAND                     |              | 2,435    | 287      | 11%              | 2,722 |
| MEMORIAL HOSPITAL PEMBROKE                          | 3            | 2,369    | 316      | 12%              | 2,688 |
| SPORTS DRUG TESTING LABORATORY                      | 47           | 2,541    | 94       | 4%               | 2,682 |
| CITRUS MEMORIAL HOSPITAL LABORATORY                 |              | 2,245    | 436      | 16%              | 2,681 |
| BMCT Molecular Diagnostics Subsection               |              | 2,196    | 473      | 18%              | 2,669 |
| HEALTH FIRST ADVENTHEALTH CENTRA CARE MALABAR       |              | 2,384    | 269      | 10%              | 2,653 |
| EMERALD COAST URGENT CARE, LLC                      | 1            | 1,968    | 659      | 25%              | 2,628 |
| MINUTECLINIC LLC                                    |              | 2,223    | 393      | 15%              | 2,616 |
| MEDEXPRESS URGENT CARE LEHIGH ACRES                 |              | 2,241    | 340      | 13%              | 2,581 |
| PALMS MEDICAL GROUP                                 | 5            | 1,693    | 875      | 34%              | 2,573 |
| ADVENT HEALTH - OCALA                               |              | 2,124    | 445      | 17%              | 2,569 |
| ADVENTHEALTH CENTRA CARE KIDS LAKE MARY             |              | 2,338    | 190      | 8%               | 2,528 |
| PRIMEHEALTH URGENT CARE INC                         |              | 2,139    | 352      | 14%              | 2,491 |
| BRASHEAR'S VITAL CARE CORP                          |              | 1,941    | 548      | 22%              | 2,489 |
| ADVENT HEALTH - NEW SMYRNA                          |              | 1,951    | 531      | 21%              | 2,482 |
| NXGEN MDX LLC                                       | 4            | 2,190    | 272      | 11%              | 2,466 |
| EMERALD COAST URGENT CARE LLC                       |              | 1,804    | 653      | 27%              | 2,457 |
| MARINERS HOSPITAL                                   |              | 2,211    | 242      | 10%              | 2,453 |
| BAPTIST HEALTHCARE - GULF BREEZE HOSPITAL           | 3            | 2,003    | 428      | 18%              | 2,434 |

# COVID-19: testing by laboratory

Data through Feb 5, 2021 verified as of Feb 6, 2021 at 09:25 AM

Data in this report are provisional and subject to change.

The numbers in the table below represent the number of Florida and non-Florida residents for whom test results were received by the Department of Health. A person can be tested by more than one laboratory and can have both positive and negative results. **Therefore, the sum of the numbers in each column will be larger than the total number of people tested.**

| Reporting lab   | Inconclusive | Negative | Positive | Percent positive | Total |
|---|--------------|----------|----------|------------------|-------|
| BAPTIST HEALTH EMERGENCY CENTER COUNTRY WALK            | 1            | 2,041    | 391      | 16%              | 2,433 |
| ADVENT HEALTH CENTRA CARE -WINTER PARK KIDS URGENT CARE | 4            | 2,195    | 226      | 9%               | 2,425 |
| MINUTECLINIC LLC #3631                                  |              | 2,040    | 377      | 16%              | 2,417 |
| BAPTIST HEALTH - CLAY                                   |              | 2,053    | 353      | 15%              | 2,406 |
| SCION LAB SERVICES LLC                                  | 23           | 2,194    | 177      | 7%               | 2,394 |
| MINUTECLINIC LLC 5852                                   |              | 2,016    | 374      | 16%              | 2,390 |
| VERILY LIFE SCIENCES                                    |              | 2,345    | 19       | 1%               | 2,364 |
| MC DIAGNOSTIC OF CONNECTICUT, PC #2220                  |              | 1,987    | 356      | 15%              | 2,343 |
| GESSLER CLINIC  |              | 1,520    | 801      | 35%              | 2,321 |
| COMMUNITY HEALTH NORTHWEST FLORIDA                      | 4            | 1,764    | 547      | 24%              | 2,315 |
| LEE HEALTH - COCONUT POINT CLINICAL LAB                 | 2            | 1,872    | 433      | 19%              | 2,307 |
| BAPTIST HEALTH - OAKLEAF                                |              | 1,891    | 414      | 18%              | 2,305 |
| PHYSICIANS STAT LAB                                     | 3            | 1,066    | 1,233    | 54%              | 2,302 |
| PHYSICIAN ASSOCIATES                                    |              | 2,065    | 234      | 10%              | 2,299 |
| MINUTECLINIC LLC #8396                                  |              | 1,951    | 324      | 14%              | 2,275 |
| MEDEXPRESS FORT MYERS                                   |              | 1,987    | 288      | 13%              | 2,275 |
| BAPTIST HEALTH SOUTH FLORIDA - MIAMI BEACH URGENT CARE  |              | 1,945    | 329      | 14%              | 2,274 |
| MEDONE PLLC   |              | 1,723    | 550      | 24%              | 2,273 |
| PROHEALTH   | 1            | 810      | 1,454    | 64%              | 2,265 |
| ACCESS POINT HEALTHCARE URGENT & PRIMARY CARE           | 2            | 1,673    | 586      | 26%              | 2,261 |
| PARAMOUNT URGENT CARE - OVIEDO                          |              | 1,494    | 734      | 33%              | 2,228 |
| PRIMEHEALTH URGENT CARE                                 | 1            | 1,865    | 360      | 16%              | 2,226 |
| MINUTECLINIC LLC #1067                                  |              | 1,914    | 309      | 14%              | 2,223 |
| PHYSICIANS REGIONAL MEDICAL CENTER - COLLIER BLVD       | 1            | 1,526    | 662      | 30%              | 2,189 |
| MEDEXPRESS URGENT CARE CORAL SPRINGS                    |              | 1,958    | 218      | 10%              | 2,176 |
| PARAMOUNT URGENT CARE - ORLANDO                         |              | 1,370    | 804      | 37%              | 2,174 |
| MINUTECLINIC LLC #5249                                  |              | 1,694    | 475      | 22%              | 2,169 |
| LOWER KEYS MEDICAL CENTER                               |              | 1,890    | 245      | 11%              | 2,135 |
| MEDEXPRESS URGENT CARE - VERO BEACH                     |              | 1,827    | 264      | 13%              | 2,091 |
| MINUTECLINIC LLC #3463                                  |              | 1,734    | 348      | 17%              | 2,082 |
| MINUTE CLINIC LLC                                       |              | 1,780    | 288      | 14%              | 2,068 |
| MINUTECLINIC LLC #5253                                  |              | 1,705    | 358      | 17%              | 2,063 |
| MEDEXPRESS URGENT CARE - CLEWISTON                      |              | 1,721    | 331      | 16%              | 2,052 |
| MINUTECLINIC LLC #4415                                  |              | 1,696    | 347      | 17%              | 2,043 |
| PARAMOUNT URGENT CARE INC                               |              | 581      | 1,424    | 71%              | 2,005 |
| ASSOCIATED PATHOLOGISTS, LLC                            | 3            | 1,640    | 360      | 18%              | 2,003 |
| ALTRU DIAGNOSTICS INC                                   | 2            | 1,864    | 132      | 7%               | 1,998 |
| QUICK CARE MED PL                                       | 2            | 1,553    | 438      | 22%              | 1,993 |
| ADVENTHEALTH CENTRA CARE CONWAY                         |              | 1,672    | 319      | 16%              | 1,991 |
| DONALD W ROBERTSON DO PA                                |              | 1,534    | 452      | 23%              | 1,986 |
| SACRED HEART HEALTH SYSTEM, INC                         | 1            | 1,272    | 711      | 36%              | 1,984 |
| DOC SMILEY'S URGENT CARE                                |              | 1,706    | 247      | 13%              | 1,953 |
| HOLMES REG MED CENTER CLINICAL LAB                      |              | 1,624    | 317      | 16%              | 1,941 |
| CARENOW URGENT CARE                                     |              | 1,087    | 852      | 44%              | 1,939 |
| TAMPA COMMUNITY HOSPITAL                                |              | 1,623    | 304      | 16%              | 1,927 |
| FLORIDA MEDICAL CLINIC                                  | 3            | 937      | 984      | 51%              | 1,924 |
| DR G'S URGENT CARE                                      |              | 1,656    | 246      | 13%              | 1,902 |

# COVID-19: testing by laboratory

Data through Feb 5, 2021 verified as of Feb 6, 2021 at 09:25 AM

Data in this report are provisional and subject to change.

The numbers in the table below represent the number of Florida and non-Florida residents for whom test results were received by the Department of Health. A person can be tested by more than one laboratory and can have both positive and negative results. **Therefore, the sum of the numbers in each column will be larger than the total number of people tested.**

| Reporting lab                                 | Inconclusive | Negative | Positive | Percent positive | Total        |
|---|--------------|----------|----------|------------------|--------------|
| MEDFAST URGENT CARE CENTERS LLC               |              | 563      | 1,321    | 70%              | <b>1,884</b> |
| MINUTECLINIC LLC #5854                        |              | 1,575    | 300      | 16%              | <b>1,875</b> |
| UNIVERSITY OF NORTH FLORIDA STUDENT HEALTH    |              | 1,812    | 58       | 3%               | <b>1,870</b> |
| BAY MEDICAL CENTER SACRED HEART HEALTH SYSTEM |              | 1,366    | 490      | 26%              | <b>1,856</b> |
| GENUS3  |              | 1,785    | 71       | 4%               | <b>1,856</b> |
| MINUTECLINIC LLC #5190                        |              | 1,512    | 342      | 18%              | <b>1,854</b> |
| FLOWERS HOSPITAL                              |              | 1,669    | 185      | 10%              | <b>1,854</b> |
| DYNIX DIAGNOSTIX                              |              | 1,499    | 306      | 17%              | <b>1,805</b> |
| MEDEXPRESS PORT CHARLOTTE                     |              | 1,642    | 160      | 9%               | <b>1,802</b> |
| ASCENSION SACRED HEART - GULF                 |              | 1,321    | 459      | 26%              | <b>1,780</b> |
| MEDEXPRESS URGENT CARE BOCA RATON             |              | 1,633    | 143      | 8%               | <b>1,776</b> |
| MARION E FETHER MEDICAL CENTER, THE           |              | 1,603    | 150      | 9%               | <b>1,753</b> |
| INTELEX LABS, LLC                             |              | 1,690    | 56       | 3%               | <b>1,746</b> |
| MINUTECLINIC LLC #7886                        |              | 1,478    | 250      | 14%              | <b>1,728</b> |
| ADVENT HEALTH - DADE CITY                     |              | 1,500    | 219      | 13%              | <b>1,719</b> |
| AMELIA EXPRESS CARE LLC                       | 10           | 1,450    | 246      | 14%              | <b>1,706</b> |
| JW PLASTIC SURGERY                            |              | 1,449    | 244      | 14%              | <b>1,693</b> |
| MINUTECLINIC LLC #3662                        |              | 1,395    | 247      | 15%              | <b>1,642</b> |
| JACKSON HOSPITAL CLINICAL LABORATORY          |              | 1,379    | 259      | 16%              | <b>1,638</b> |
| IGENOMIX USA LLC                              | 46           | 1,439    | 153      | 9%               | <b>1,638</b> |
| SPARROW HEALTHCARE                            | 2            | 1,390    | 242      | 15%              | <b>1,634</b> |
| MARTIN HEALTH SYSTEM - ST LUCIE WEST          |              | 1,460    | 162      | 10%              | <b>1,622</b> |
| PARRISH MEDICAL CENTER                        | 1            | 1,409    | 208      | 13%              | <b>1,618</b> |
| CHARLES AIESI CONSULTING INC                  | 8            | 1,411    | 197      | 12%              | <b>1,616</b> |
| BARDMOOR LABORATORY                           | 9            | 1,366    | 232      | 14%              | <b>1,607</b> |
| BOND URGENT CARE LLC                          |              | 1,185    | 421      | 26%              | <b>1,606</b> |
| NORTH SHORE LONG ISLAND JEWISH HEALTH         |              | 1,524    | 80       | 5%               | <b>1,604</b> |
| NCH NORTHEAST                                 | 7            | 1,212    | 371      | 23%              | <b>1,590</b> |
| OPTEO LABORATORY                              |              | 1,549    | 34       | 2%               | <b>1,583</b> |
| MINUTECLINIC LLC #5069                        |              | 1,288    | 292      | 18%              | <b>1,580</b> |
| MINUTECLINIC LLC #5214                        |              | 1,337    | 233      | 15%              | <b>1,570</b> |
| MELBOURNE MEDICAL LABORATORY☐                 | 2            | 1,365    | 202      | 13%              | <b>1,569</b> |
| PATIENTS FIRST – THOMASVILLE ROAD             |              | 1,374    | 181      | 12%              | <b>1,555</b> |
| MINUTECLINIC LLC # 0514                       |              | 1,353    | 201      | 13%              | <b>1,554</b> |
| SHELL POINT NURSING PAVILION                  | 1            | 1,477    | 69       | 4%               | <b>1,547</b> |
| EMERGENCY PHYSICIANS MEDICAL CENTER           |              | 555      | 984      | 64%              | <b>1,539</b> |
| MINUTECLINIC LLC #7887                        |              | 1,355    | 181      | 12%              | <b>1,536</b> |
| DOC SMILEYS URGENT CARE LLC                   |              | 1,247    | 288      | 19%              | <b>1,535</b> |
| CAREFAST+                                     |              | 868      | 666      | 43%              | <b>1,534</b> |
| MINUTECLINIC LLC #1771                        |              | 1,271    | 258      | 17%              | <b>1,529</b> |
| LABTECH DIAGNOSTIC                            |              | 1,249    | 276      | 18%              | <b>1,525</b> |
| MINUTECLINIC, LLC #4015                       |              | 1,128    | 397      | 26%              | <b>1,525</b> |
| MINUTECLINIC LLC #3705                        |              | 1,313    | 210      | 14%              | <b>1,523</b> |
| MINUTECLINIC LLC # 3930                       |              | 1,263    | 236      | 16%              | <b>1,499</b> |
| MINUTECLINIC LLC #4458                        |              | 1,177    | 322      | 21%              | <b>1,499</b> |
| MINUTECLINIC LLC #1055                        |              | 1,162    | 331      | 22%              | <b>1,493</b> |
| NCHMD INC                                     |              | 1,201    | 273      | 19%              | <b>1,474</b> |

# COVID-19: testing by laboratory

Data through Feb 5, 2021 verified as of Feb 6, 2021 at 09:25 AM

Data in this report are provisional and subject to change.

The numbers in the table below represent the number of Florida and non-Florida residents for whom test results were received by the Department of Health. A person can be tested by more than one laboratory and can have both positive and negative results. **Therefore, the sum of the numbers in each column will be larger than the total number of people tested.**

| Reporting lab   | Inconclusive | Negative | Positive | Percent positive | Total |
|---|--------------|----------|----------|------------------|-------|
| ASSURANCE SCIENTIFIC LABORATORIES                               | 1            | 1,174    | 281      | 19%              | 1,456 |
| MINUTECLINIC LLC #3003  |              | 1,145    | 303      | 21%              | 1,448 |
| ADVANCE MEDICAL OF NAPLES                                       |              | 326      | 1,120    | 77%              | 1,446 |
| NEIGHBORHOOD MEDICAL CENTER INC                                 | 16           | 1,269    | 156      | 11%              | 1,441 |
| MINUTECLINIC LLC # 3686   |              | 1,234    | 207      | 14%              | 1,441 |
| MINUTECLINIC LLC #3814  |              | 1,171    | 269      | 19%              | 1,440 |
| UHEALTH DEERFIELD BEACH/UMSYLVESTER DEERFIELD BEACH LABORATORY  | 3            | 1,380    | 55       | 4%               | 1,438 |
| PENSACOLA PEDIATRICS PA   | 1            | 1,275    | 156      | 11%              | 1,432 |
| MINI ER WATERFORD LAKES, THE                                    |              | 1,208    | 221      | 15%              | 1,429 |
| Community_Health  |              | 1,244    | 183      | 13%              | 1,427 |
| BIOCERNA LLC  | 9            | 1,248    | 164      | 12%              | 1,421 |
| PATIENTS CHOICE LABORATORIES                                    |              | 829      | 588      | 41%              | 1,417 |
| BAPTIST HEALTH SOUTH FLORIDA - COUNTRY WALK URGENT CARE EXPRESS |              | 1,210    | 202      | 14%              | 1,412 |
| LAKE WALES MEDICAL CENTER INC                                   |              | 1,230    | 180      | 13%              | 1,410 |
| MINUTECLINIC LLC #7225  |              | 1,209    | 186      | 13%              | 1,395 |
| LABORATORY SPECIALISTS OF MICHIGAN                              |              | 1,143    | 247      | 18%              | 1,390 |
| MINUTECLINIC LLC #3291  |              | 1,203    | 179      | 13%              | 1,382 |
| WHOLE FAMILY HEALTH CENTER INC                                  |              | 1,101    | 265      | 19%              | 1,366 |
| MINUTECLINIC LLC #7973  |              | 1,169    | 192      | 14%              | 1,361 |
| ASCENSION ST VINCENT'S - SOUTHSIDE                              |              | 1,309    | 49       | 4%               | 1,358 |
| MINUTECLINIC, LLC (CLINIC 10699)                                |              | 1,139    | 215      | 16%              | 1,354 |
| MINUTECLINIC LLC #7173  |              | 1,180    | 172      | 13%              | 1,352 |
| MINUTECLINIC, LLC #3204   |              | 1,107    | 244      | 18%              | 1,351 |
| WHITE WILSON MEDICAL CENTER                                     |              | 162      | 1,187    | 88%              | 1,349 |
| GENESIS LABORATORY MANAGEMENT                                   | 11           | 1,127    | 211      | 16%              | 1,349 |
| MINUTECLINIC LLC #3257  |              | 1,087    | 243      | 18%              | 1,330 |
| BAYFRONT HEALTH - CITRUS HILLS                                  |              | 1,125    | 200      | 15%              | 1,325 |
| ARCPPOINT LABS  |              | 778      | 533      | 41%              | 1,311 |
| BAPTIST HEALTH SOUTH FLORIDA - KEY BISCANE URGENT CARE EXPRESS  |              | 1,150    | 161      | 12%              | 1,311 |
| PHYSICIANS PRIMARY CARE   | 2            | 1,082    | 195      | 15%              | 1,279 |
| COASTAL LABORATORIES  | 1            | 994      | 281      | 22%              | 1,276 |
| MINUTECLINIC LLC #3635  |              | 1,106    | 169      | 13%              | 1,275 |
| TEMPUS CLINICAL LABORATORY                                      | 10           | 1,122    | 141      | 11%              | 1,273 |
| AMELIA EXPRESS CARE   |              | 710      | 549      | 44%              | 1,259 |
| MINUTECLINIC LLC # 7933   |              | 1,092    | 165      | 13%              | 1,257 |
| UNIVERSITY OF ALABAMA AT BIRMINGHAM                             |              | 1,222    | 34       | 3%               | 1,256 |
| MEDEXPRESS URGENT CARE - JAX ATLANTIC BLVD                      |              | 1,072    | 183      | 15%              | 1,255 |
| MEDIQUICK URGENT CARE CENTERS INC                               |              | 827      | 427      | 34%              | 1,254 |
| MINUTECLINIC, LLC #5817   |              | 991      | 250      | 20%              | 1,241 |
| MINUTECLINIC LLC #5216  |              | 1,037    | 199      | 16%              | 1,236 |
| MINUTECLINIC LLC #3285  |              | 1,055    | 181      | 15%              | 1,236 |
| MINUTECLINIC LLC #3748  |              | 973      | 261      | 21%              | 1,234 |
| BAPTIST HEALTH EMERGENCY CENTER AT WEST CORAL WAY               |              | 947      | 285      | 23%              | 1,232 |
| MINUTECLINIC LLC #4024  |              | 1,037    | 194      | 16%              | 1,231 |
| NYU HOSPITALS CENTER CLINICAL LABORATORIES                      |              | 1,189    | 39       | 3%               | 1,228 |
| MINUTECLINIC LLC #3654  |              | 997      | 231      | 19%              | 1,228 |
| MINUTECLINIC LLC #5924  |              | 1,002    | 216      | 18%              | 1,218 |



# COVID-19: testing by laboratory

Data through Feb 5, 2021 verified as of Feb 6, 2021 at 09:25 AM

Data in this report are provisional and subject to change.

The numbers in the table below represent the number of Florida and non-Florida residents for whom test results were received by the Department of Health. A person can be tested by more than one laboratory and can have both positive and negative results. **Therefore, the sum of the numbers in each column will be larger than the total number of people tested.**

| Reporting lab                               | Inconclusive | Negative | Positive | Percent positive | Total |
|---|--------------|----------|----------|------------------|-------|
| CLINICORE                                   |              | 1,124    | 91       | 7%               | 1,215 |
| BAPTIST HEALTHCARE - JAY HOSPITAL           |              | 867      | 341      | 28%              | 1,208 |
| KEYS AHEC SCHOOL MEDICAL CLINIC             | 7            | 1,109    | 87       | 7%               | 1,203 |
| TREASURE COAST MEDICAL ASSOCIATES INC       |              | 733      | 469      | 39%              | 1,202 |
| VAVA PARTNERS LLC                           |              | 439      | 762      | 63%              | 1,201 |
| ACCESS MEDICAL LABS                         |              | 746      | 448      | 38%              | 1,194 |
| PREMIER MEDICAL                             |              | 1,097    | 90       | 8%               | 1,187 |
| TOM LEE COMMUNITY HEALTH CENTER             |              | 804      | 378      | 32%              | 1,182 |
| MINUTECLINIC LLC #1821                      |              | 1,054    | 126      | 11%              | 1,180 |
| SMA LAB                                     | 8            | 1,027    | 139      | 12%              | 1,174 |
| MINUTECLINIC LLC #3648                      |              | 945      | 224      | 19%              | 1,169 |
| ELLENTON URGENT CARE                        |              | 937      | 230      | 20%              | 1,167 |
| UHEALTH CLINIC AT WALGREENS                 |              | 947      | 220      | 19%              | 1,167 |
| MINUTECLINIC LLC #4612                      |              | 897      | 267      | 23%              | 1,164 |
| MINUTECLINIC LLC #3255                      |              | 956      | 207      | 18%              | 1,163 |
| JUPITER MEDICAL CENTER URGENT CARE          |              | 820      | 342      | 29%              | 1,162 |
| ED FRASER MEMORIAL HOSPITAL                 |              | 932      | 227      | 20%              | 1,159 |
| PROJECT HEALTH, INC SUMTERVILLE             | 5            | 943      | 205      | 18%              | 1,153 |
| HOLIDAY CVS LLC DBA CVSPHARMACY #5155       |              | 1,107    | 46       | 4%               | 1,153 |
| AFC PHYSICIANS OF FLORIDA                   |              | 828      | 325      | 28%              | 1,153 |
| BLUE MED CONSULTANTS                        |              | 1,118    | 32       | 3%               | 1,150 |
| MINUTECLINIC LLC #4201                      |              | 1,008    | 141      | 12%              | 1,149 |
| OPTUM LABS LLC                              |              | 1,000    | 142      | 12%              | 1,142 |
| VERITAS GENETICS                            | 61           | 942      | 119      | 11%              | 1,122 |
| PEDIATRIC HEALTH CARE ALLIANCE - NORTHDAL   |              | 1,020    | 101      | 9%               | 1,121 |
| CAPSTONE HEALTHCARE                         |              | 784      | 329      | 30%              | 1,113 |
| MINUTECLINIC LLC #1807                      |              | 919      | 187      | 17%              | 1,106 |
| LAB24 INC                                   | 3            | 436      | 666      | 60%              | 1,105 |
| STAGEZERO LIFE SCIENCES INC                 | 3            | 998      | 98       | 9%               | 1,099 |
| PARAMOUNT URGENT CARE VILLAGES              |              | 748      | 335      | 31%              | 1,083 |
| EPN URGENT CARE NAPLES                      | 2            | 746      | 332      | 31%              | 1,080 |
| NORTH FLORIDA PEDIATRICS-TALLAHASSEE        | 1            | 984      | 94       | 9%               | 1,079 |
| XYZ LABORATORY                              | 8            | 919      | 141      | 13%              | 1,068 |
| FLORIDA DEPARTMENT OF HEALTH IN POLK COUNTY | 2            | 811      | 255      | 24%              | 1,068 |
| ADVANCED DIAGNOSTIC LABORATORY              |              | 1,015    | 47       | 4%               | 1,062 |
| WELLINGTON REGIONAL MEDICAL CENTER          |              | 938      | 122      | 12%              | 1,060 |
| RAINBOW RIVER MEDICAL LABORATORY            |              | 977      | 83       | 8%               | 1,060 |
| MINUTECLINIC LLC # 3579                     |              | 902      | 155      | 15%              | 1,057 |
| SOLARIS HEALTHCARE PALATKA                  |              | 950      | 101      | 10%              | 1,051 |
| ST ANNES NURSING CENTER                     |              | 1,017    | 22       | 2%               | 1,039 |
| PALM HARBOR PHARMACY                        |              | 879      | 137      | 13%              | 1,016 |
| VERITOR                                     |              | 850      | 148      | 15%              | 998   |
| LAKELAND REGIONAL HEALTH - PWC/OB           |              | 36       | 954      | 96%              | 990   |
| COASTAL PEDIATRIC GROUP                     |              | 855      | 132      | 13%              | 987   |
| NAPLES URGENT CARE                          | 1            | 607      | 371      | 38%              | 979   |
| MINUTECLINIC LLC #3236                      |              | 830      | 145      | 15%              | 975   |
| STEWART REFERENCE LABORATORY                | 1            | 557      | 409      | 42%              | 967   |

# COVID-19: testing by laboratory

Data through Feb 5, 2021 verified as of Feb 6, 2021 at 09:25 AM

Data in this report are provisional and subject to change.

The numbers in the table below represent the number of Florida and non-Florida residents for whom test results were received by the Department of Health. A person can be tested by more than one laboratory and can have both positive and negative results. **Therefore, the sum of the numbers in each column will be larger than the total number of people tested.**

| Reporting lab                                      | Inconclusive | Negative | Positive | Percent positive | Total |
|--|--------------|----------|----------|------------------|-------|
| HEALTH CARE DISTRICT OF PALM BEACH COUNTY          | 1            | 809      | 155      | 16%              | 965   |
| KETAMINE HEALTH CENTERS LLC                        |              | 873      | 85       | 9%               | 958   |
| FLAGLER HOSPITAL LABORATORY                        | 8            | 34       | 915      | 96%              | 957   |
| GENEIQ   |              | 904      | 50       | 5%               | 954   |
| MINUTECLINIC LLC #476                              |              | 791      | 162      | 17%              | 953   |
| MINUTECLINIC, LLC #3245                            |              | 729      | 222      | 23%              | 951   |
| MINUTECLINIC LLC #3637                             |              | 718      | 230      | 24%              | 948   |
| PROFESSIONAL HEALTH EXAMINERS DBA PROHEALTH        | 1            | 755      | 189      | 20%              | 945   |
| PARAMOUNT URGENT CARE - CLERMONT                   |              | 686      | 256      | 27%              | 942   |
| PRIMARY CARE OF THE TREASURE COAST                 |              | 824      | 116      | 12%              | 940   |
| VRL EUROFINS - DALLAS                              |              | 913      | 13       | 1%               | 926   |
| CAREFAST MURABELLA                                 |              | 501      | 420      | 46%              | 921   |
| GENE TOX WORLDWIDE                                 | 60           | 736      | 125      | 14%              | 921   |
| PATIENTS FIRST LAKE ELLA MEDICAL CENTER            |              | 799      | 117      | 13%              | 916   |
| LENCO MEDICAL LABORATORY                           |              | 865      | 39       | 4%               | 904   |
| ADVANCED MEDICAL OF NAPLES LLC                     |              | 800      | 104      | 12%              | 904   |
| MINUTECLINIC LLC #1350                             |              | 759      | 140      | 16%              | 899   |
| OPTUMCARE FLORIDA LLC                              |              | 690      | 207      | 23%              | 897   |
| FAST TRACK URGENT CARE CENTER                      |              | 4        | 893      | 100%             | 897   |
| NORTH FLORIDA PEDIATRICS - LAKE CITY               |              | 692      | 199      | 22%              | 891   |
| MINUTECLINIC LLC #1815                             |              | 760      | 129      | 15%              | 889   |
| ARCPOINT LABS OF CORAL SPRINGS FL                  |              | 790      | 98       | 11%              | 888   |
| READY RESPONDERS FLORIDA, PLLC                     |              | 764      | 124      | 14%              | 888   |
| AFC PHYSICIANS OF FLORIDA PA                       |              | 620      | 267      | 30%              | 887   |
| HENDRY REGIONAL MEDICAL CENTER CLINICAL LABORATORY |              | 673      | 214      | 24%              | 887   |
| MINUTECLINIC LLC #8381                             |              | 729      | 145      | 17%              | 874   |
| HISTOPATHOLOGY SERVICES, LLC                       |              | 771      | 97       | 11%              | 868   |
| CAREMED CLINIC LLC                                 | 1            | 636      | 230      | 27%              | 867   |
| INTEGRITY LABORATORIES, LLC                        | 2            | 708      | 155      | 18%              | 865   |
| PALM BAY HOSPITAL CLINICAL LABORATORY              |              | 575      | 285      | 33%              | 860   |
| TACACHALE CLINICAL LABORATORY                      | 1            | 812      | 45       | 5%               | 858   |
| ADDICTION LABS OF AMERICA                          | 3            | 779      | 70       | 8%               | 852   |
| FIU-HEALTH AUXILIARY LABORATORY                    | 5            | 779      | 68       | 8%               | 852   |
| GENOME LLC   | 2            | 767      | 74       | 9%               | 843   |
| EUROFINS NTD, LLC                                  |              | 803      | 38       | 5%               | 841   |
| TYNDALL AIR FORCE BASE                             |              | 643      | 196      | 23%              | 839   |
| THE HEALTH CENTER OF PLANT CITY                    |              | 751      | 69       | 8%               | 820   |
| RIVER TOWN DIAGNOSTIC LLC                          |              | 600      | 219      | 27%              | 819   |
| XPRESS URGENT CARE                                 | 3            | 693      | 122      | 15%              | 818   |
| FLORIDA HOSPITAL ORLANDO                           |              | 743      | 74       | 9%               | 817   |
| MINUTECLINIC, LLC # 4469                           |              | 674      | 142      | 17%              | 816   |
| LITTLE PINE PEDIATRICS                             |              | 586      | 229      | 28%              | 815   |
| MINUTECLINIC, LLC DBA MINUTECLINIC #4717           |              | 785      | 29       | 4%               | 814   |
| MOLECULAR TESTING LABS                             |              | 758      | 53       | 7%               | 811   |
| ASCENSION ST VINCENT'S - CLAY                      |              | 775      | 35       | 4%               | 810   |
| PHAROS HEALTH                                      |              | 623      | 187      | 23%              | 810   |
| ER QUICKCARE PL                                    |              | 674      | 136      | 17%              | 810   |



# COVID-19: testing by laboratory

Data through Feb 5, 2021 verified as of Feb 6, 2021 at 09:25 AM

Data in this report are provisional and subject to change.

The numbers in the table below represent the number of Florida and non-Florida residents for whom test results were received by the Department of Health. A person can be tested by more than one laboratory and can have both positive and negative results. **Therefore, the sum of the numbers in each column will be larger than the total number of people tested.**

| Reporting lab                                      | Inconclusive | Negative | Positive | Percent positive | Total |
|--|--------------|----------|----------|------------------|-------|
| PROFESSIONAL HEALTH EXAMINERS                      |              | 691      | 118      | 15%              | 809   |
| FIRST QUALITY LABORATORY                           |              | 757      | 44       | 5%               | 801   |
| NITE LITE PEDIATRICS                               |              | 234      | 563      | 71%              | 797   |
| APALACHEE CORRECTIONAL INSTITUTION EAST UNIT       |              | 779      | 16       | 2%               | 795   |
| MYTEST DIAGNOSTICS                                 |              | 736      | 55       | 7%               | 791   |
| BROWNWOOD CARE CENTER                              |              | 712      | 77       | 10%              | 789   |
| COVANCE CLINICAL RESEARCH UNIT INC                 |              | 766      | 21       | 3%               | 787   |
| NORTH FLORIDA PEDIATRICS PA - SUWANNEE             | 3            | 667      | 114      | 15%              | 784   |
| DEPARTMENT OF CLINICAL LABS                        |              | 758      | 17       | 2%               | 775   |
| LEE COUNTY EMERGENCY MEDICAL SERVICE               |              | 673      | 100      | 13%              | 773   |
| MIAMI JEWISH HEALTH SYSTEMS                        |              | 722      | 49       | 6%               | 771   |
| CVS HEALTH   |              | 549      | 222      | 29%              | 771   |
| DYNIX DIAGNOSTICS                                  | 2            | 524      | 237      | 31%              | 763   |
| MACDILL AIR FORCE BASE                             |              | 710      | 51       | 7%               | 761   |
| MINUTECLINIC LLC #6007                             |              | 640      | 120      | 16%              | 760   |
| C.W. BILL YOUNG VA MEDICAL CENTER                  | 1            | 20       | 739      | 97%              | 760   |
| STEWART ROCKLEDGE HOSPITAL                         |              | 592      | 166      | 22%              | 758   |
| VRL EUROFINIS                                      |              | 731      | 27       | 4%               | 758   |
| NONE   |              | 308      | 448      | 59%              | 756   |
| BAPTIST HEALTH - MD ANDERSON CANCER CENTER         |              | 746      | 5        | 1%               | 751   |
| NORTH OKALOOSA MEDICAL CENTER                      |              | 434      | 315      | 42%              | 749   |
| COASTAL PHYSICIANS, LLC                            |              | 595      | 150      | 20%              | 745   |
| UNIVERSITY OF WEST FLORIDA STUDENT HEALTH SERVICES | 1            | 620      | 120      | 16%              | 741   |
| Point of Care Testing                              | 1            | 114      | 611      | 84%              | 726   |
| SANTA ROSA MEDICAL GROUP                           |              | 575      | 151      | 21%              | 726   |
| ADVENT HEALTH LAB - ORLANDO                        |              | 430      | 294      | 41%              | 724   |
| VITAS HEALTHCARE CORPORATION OF FLA                |              | 716      | 4        | 1%               | 720   |
| DISNEY COVID TEST SITE                             |              | 703      | 11       | 2%               | 714   |
| NORTHEAST FLORIDA NEUROLOGY CLINICS, INC           |              | 601      | 112      | 16%              | 713   |
| MEDICAL CONSULTANTS OF FLORIDA, LLC                | 1            | 586      | 126      | 18%              | 713   |
| Tampa Lakes Health and Rehabilitation Center       | 2            | 640      | 69       | 10%              | 711   |
| INTERLACHEN PEDIATRICS                             |              | 679      | 31       | 4%               | 710   |
| PROJECT HEALTH INC                                 | 2            | 584      | 118      | 17%              | 704   |
| LPG COCONUT POINT                                  |              | 574      | 128      | 18%              | 702   |
| ANY LAB TEST NOW                                   | 1            | 457      | 237      | 34%              | 695   |
| NORTH SHORE LIJ URGENT CARE PC                     |              | 652      | 38       | 6%               | 690   |
| FISHERMENS HOSPITAL CLINICAL LAB                   |              | 626      | 63       | 9%               | 689   |
| PEDIATRICS OF CENTRAL FLORIDA PA                   | 19           | 629      | 40       | 6%               | 688   |
| PRIMARY CARE SERVICES AT INDIAN RIVER ESTATES      |              | 671      | 16       | 2%               | 687   |
| PREMIER MEDICAL LABORATORY SERVICES                | 1            | 463      | 222      | 32%              | 686   |
| NORTH FLORIDA PEDIATRICS PA                        |              | 584      | 100      | 15%              | 684   |
| ADVENTHEALTH CENTRA CARE WINTER HAVEN              | 1            | 262      | 417      | 61%              | 680   |
| MINUTECLINIC LLC #8927                             |              | 565      | 115      | 17%              | 680   |
| KENDALL HEALTHCARE PROPERTIES DBA                  | 2            | 648      | 27       | 4%               | 677   |
| MIDWAY SPECIATLY CARE CENTER                       |              | 457      | 220      | 32%              | 677   |
| CONSULATE HEALTH CARE OF NEW PORT RICHEY           | 2            | 554      | 118      | 18%              | 674   |
| Victoria Nursing and Rehabilitation Center         |              | 626      | 46       | 7%               | 672   |

# COVID-19: testing by laboratory

Data through Feb 5, 2021 verified as of Feb 6, 2021 at 09:25 AM

Data in this report are provisional and subject to change.

The numbers in the table below represent the number of Florida and non-Florida residents for whom test results were received by the Department of Health. A person can be tested by more than one laboratory and can have both positive and negative results. **Therefore, the sum of the numbers in each column will be larger than the total number of people tested.**

| Reporting lab                                   | Inconclusive | Negative | Positive | Percent positive | Total |
|---|--------------|----------|----------|------------------|-------|
| MINI ER ADULT AND PEDIATRIC URGENT CARE         |              | 574      | 98       | 15%              | 672   |
| ORLANDO HEALTH AND REHAB CENTER                 |              | 627      | 42       | 6%               | 669   |
| GROWING TOGETHER PEDIATRICS LLC                 |              | 619      | 50       | 7%               | 669   |
| BAYFRONTVENICEREGIONAL                          |              | 622      | 46       | 7%               | 668   |
| NCH HEALTHCARE SYSTEM MICROBIOLOGY LAB          |              | 2        | 666      | 100%             | 668   |
| WILLOWBROOKE COURT AT EDGEWATER POINTE ESTATES  |              | 657      | 9        | 1%               | 666   |
| VENICE REGIONAL MEDICAL CENTER                  |              | 574      | 91       | 14%              | 665   |
| CLINICAL PATHOLOGY LABS INC                     |              | 598      | 65       | 10%              | 663   |
| INTERLACHEN PEDIATRICS PA                       |              | 633      | 30       | 5%               | 663   |
| PROHEALTH MEDICAL CLINIC                        |              | 84       | 576      | 87%              | 660   |
| MINUTECLNIC LLC                                 |              | 583      | 75       | 11%              | 658   |
| MEDICAL FP – WHOLE FAMILY HEALTH CENTER         |              | 539      | 119      | 18%              | 658   |
| TREE HOUSE PEDIATRICS PLLC                      |              | 591      | 65       | 10%              | 656   |
| POINT OF CARE TESTING SITE                      |              | 630      | 24       | 4%               | 654   |
| CATALYST WALK IN CLINIC                         |              | 516      | 135      | 21%              | 651   |
| CRUCIAL CARE EMERGENCY MEDICINE DOCTORS         |              | 504      | 146      | 22%              | 650   |
| MAVERICK LABS                                   |              | 459      | 188      | 29%              | 647   |
| CARE ONE OF FLORIDA LLC                         |              | 435      | 209      | 32%              | 644   |
| PALACE NURSING HOME & REHAB CENTER              |              | 607      | 36       | 6%               | 643   |
| DOCTOR'S MEMORIAL HOSPITAL                      |              | 485      | 157      | 24%              | 642   |
| MINUTECLINIC LLC #5187                          |              | 562      | 80       | 12%              | 642   |
| SOLARIS HEALTHCARE CHARLOTTE HARBOR             |              | 596      | 46       | 7%               | 642   |
| USF MORSANI CENTER FOR ADVANCED HEALTH CARE     |              | 555      | 83       | 13%              | 638   |
| SPECTOR SCIENTIFIC LAB                          | 1            | 230      | 399      | 63%              | 630   |
| PALM GARDEN OF PORT SAINT LUCIE                 |              | 619      | 7        | 1%               | 626   |
| CAPE CANAVERAL HOSPITAL                         |              | 391      | 225      | 37%              | 616   |
| REDI MED LLC                                    |              | 478      | 137      | 22%              | 615   |
| LIFE CARE CENTER OF ORANGE PARK                 |              | 582      | 30       | 5%               | 612   |
| LIFE CARE CENTER OF NEW PORT RICHEY             |              | 578      | 33       | 5%               | 611   |
| MANOR PINES CONVALESCENT CENTER LLC             | 1            | 589      | 20       | 3%               | 610   |
| HOLY CROSS HOSPITAL                             |              | 12       | 598      | 98%              | 610   |
| CHILDRENS MEDICAL ASSOCIATION                   |              | 550      | 59       | 10%              | 609   |
| ST PETERSBURG PEDIATRICS                        | 1            | 534      | 74       | 12%              | 609   |
| CREEKSIDE CARE CENTER                           | 1            | 520      | 84       | 14%              | 605   |
| EAST LAKE PEDIATRICS                            |              | 517      | 87       | 14%              | 604   |
| JOHN KNOX VILLAGE HEALTH CENTER                 |              | 583      | 19       | 3%               | 602   |
| PATIENTS FIRST - MAHAN DRIVE                    |              | 164      | 435      | 73%              | 599   |
| MINUTECLINIC LLC #214                           |              | 505      | 93       | 16%              | 598   |
| MOUNT SINAI LABORATORY                          |              | 568      | 26       | 4%               | 594   |
| PRIMARY CARE SERVICES AT ST ANDREWS ESTATES     |              | 592      |          |                  | 592   |
| WOODLANDS MEDICAL SPECIALISTS                   |              | 359      | 231      | 39%              | 590   |
| MAIN STREET MEDICAL CENTER                      |              | 127      | 462      | 78%              | 589   |
| NCHMD, INC SOUTHEAST IMMEDIATE CARE             |              | 452      | 135      | 23%              | 587   |
| VETERANS AFFAIRS MEDICAL CENTER - JAMES A HALEY |              |          | 586      | 100%             | 586   |
| ST JOHN'S NURSING CENTER                        |              | 563      | 22       | 4%               | 585   |
| LOOP PEDIATRICS PA                              | 3            | 477      | 105      | 18%              | 585   |
| MINUTECLINIC LLC #5157                          |              | 491      | 93       | 16%              | 584   |

# COVID-19: testing by laboratory

Data through Feb 5, 2021 verified as of Feb 6, 2021 at 09:25 AM

Data in this report are provisional and subject to change.

The numbers in the table below represent the number of Florida and non-Florida residents for whom test results were received by the Department of Health. A person can be tested by more than one laboratory and can have both positive and negative results. **Therefore, the sum of the numbers in each column will be larger than the total number of people tested.**

| Reporting lab   | Inconclusive | Negative | Positive | Percent positive | Total      |
|---|--------------|----------|----------|------------------|------------|
| HALIFAX MEDICAL CENTER-PORT ORANGE LAB                |              | 495      | 88       | 15%              | <b>583</b> |
| SUNRISE URGENT CARE ASSOCIATES LLC D/B/A              | 4            | 266      | 311      | 54%              | <b>581</b> |
| MID-FLORIDA PATHOLOGY                                 |              | 444      | 137      | 24%              | <b>581</b> |
| GULF COAST VILLAGE                                    |              | 549      | 29       | 5%               | <b>578</b> |
| ETHOS WELLNESS PHARMACY                               |              | 536      | 42       | 7%               | <b>578</b> |
| Crestview Rehabilitation Center                       | 5            | 446      | 126      | 22%              | <b>577</b> |
| JOHNS HOPKINS ALL CHILDREN'S HOSPITAL                 |              | 525      | 51       | 9%               | <b>576</b> |
| GULF COAST MOLECULAR LABORATORIES                     | 12           | 471      | 93       | 16%              | <b>576</b> |
| FAMILY HEALTH CENTERS OF SWF LABS                     | 2            | 496      | 77       | 13%              | <b>575</b> |
| GOLDEN GLADES NURSING & REHABILITATION CTR            |              | 563      | 11       | 2%               | <b>574</b> |
| HOLMES REGIONAL MEDICAL CENTER                        |              | 5        | 568      | 99%              | <b>573</b> |
| MEDICAL VB  |              | 451      | 120      | 21%              | <b>571</b> |
| ADVENTHEALTH MEDICAL GROUP PROMPT CARE                |              | 408      | 162      | 28%              | <b>570</b> |
| PALM GARDEN OF VERO BEACH                             |              | 530      | 39       | 7%               | <b>569</b> |
| PRIMARY CARE SOUTH INC                                |              | 255      | 312      | 55%              | <b>567</b> |
| JACKSONVILLE BEACH PEDIATRIC CARE CENTER              |              | 512      | 55       | 10%              | <b>567</b> |
| TENNESSEE DOH - NASHVILLE                             | 2            | 497      | 65       | 12%              | <b>564</b> |
| BOND AND STEELE CLINIC PA                             |              | 382      | 179      | 32%              | <b>561</b> |
| SEBASTIAN RIVER MEDICAL CENTER                        | 2            | 410      | 148      | 26%              | <b>560</b> |
| CLEWISTON NURSING AND REHABILITATION CENTER           |              | 549      | 11       | 2%               | <b>560</b> |
| CONSULATE HEALTHCARE OF VERO BEACH                    | 14           | 467      | 79       | 14%              | <b>560</b> |
| THE PRESERVE  |              | 548      | 8        | 1%               | <b>556</b> |
| SHORELINE PHYSICIAN GROUP                             |              | 342      | 214      | 38%              | <b>556</b> |
| BROAD INSTITUTE CLINICAL SEQUENCING RESEARCH PLATFORM | 1            | 529      | 24       | 4%               | <b>554</b> |
| ECCOLAB GROUP   | 1            | 145      | 406      | 74%              | <b>552</b> |
| HMA SANTA ROSA MEDICAL CENTER LLC DBA                 |              | 429      | 122      | 22%              | <b>551</b> |
| The Sands at South Beach                              |              | 545      | 4        | 1%               | <b>549</b> |
| 24 HOUR PEDIATIC CARE CENTER                          | 1            | 499      | 47       | 9%               | <b>547</b> |
| VETERANS AFFAIRS MEDICAL CENTER                       |              | 40       | 507      | 93%              | <b>547</b> |
| LIFE CARE CENTER OF HILLIARD                          |              | 532      | 15       | 3%               | <b>547</b> |
| VITAE DIAGNOSTICS                                     |              | 534      | 13       | 2%               | <b>547</b> |
| FORT MYERS INTERNAL MEDICINE, LLC                     |              | 492      | 54       | 10%              | <b>546</b> |
| CYPRESS VILLAGE                                       | 1            | 520      | 24       | 4%               | <b>545</b> |
| COASTAL URGENT CARE                                   |              | 428      | 116      | 21%              | <b>544</b> |
| Signature HealthCare Center of Waterford              |              | 515      | 29       | 5%               | <b>544</b> |
| THERADOC  |              | 152      | 391      | 72%              | <b>543</b> |
| NCF DIAGNOSTICS & DNA TECHNOLOGIES                    | 15           | 208      | 318      | 59%              | <b>541</b> |
| SOUTHEAST ALABAMA MEDICAL CENT                        |              | 486      | 49       | 9%               | <b>535</b> |
| AMERICAN FAMILY CARE PENSACOLA WEST                   |              | 1        | 533      | 100%             | <b>534</b> |
| CALHOUN LIBERTY HOSPITAL                              |              | 394      | 139      | 26%              | <b>533</b> |
| AMERICAN RESEARCH LABS                                |              | 326      | 207      | 39%              | <b>533</b> |
| MEDICAL CENTER CLINIC-IMMEDIATE CARE                  | 1            | 423      | 104      | 20%              | <b>528</b> |
| GOLDEN GATE FAMILY CLINIC                             |              | 133      | 394      | 75%              | <b>527</b> |
| MED FAST URGENT CARE CENTER                           |              | 260      | 267      | 51%              | <b>527</b> |
| CLARITY LABS  |              | 458      | 69       | 13%              | <b>527</b> |
| VITAS HEALTHCARE CORP OF CENTRAL FL                   |              | 508      | 19       | 4%               | <b>527</b> |
| VETERANS AFFAIRS MEDICAL CENTER - BAY PINES           |              | 17       | 509      | 97%              | <b>526</b> |

# COVID-19: testing by laboratory

Data through Feb 5, 2021 verified as of Feb 6, 2021 at 09:25 AM

Data in this report are provisional and subject to change.

The numbers in the table below represent the number of Florida and non-Florida residents for whom test results were received by the Department of Health. A person can be tested by more than one laboratory and can have both positive and negative results. **Therefore, the sum of the numbers in each column will be larger than the total number of people tested.**

| Reporting lab                                   | Inconclusive | Negative | Positive | Percent positive | Total |
|---|--------------|----------|----------|------------------|-------|
| NSPIRE HEALTHCARE MIAMI LAKES                   | 7            | 504      | 14       | 3%               | 525   |
| CARENOW URGENT CARE – FORT PIERCE               |              | 278      | 246      | 47%              | 524   |
| J AND G MEDICAL GROUP LLC                       |              | 433      | 89       | 17%              | 522   |
| FLAGLER COUNTY HEALTH DEPARTMENT                | 3            | 400      | 116      | 22%              | 519   |
| LIFE CARE CENTER OF PENSACOLA                   |              | 472      | 46       | 9%               | 518   |
| MANOR CARE NURSING CENTER OF SARASOTA FL LLC    |              | 429      | 87       | 17%              | 516   |
| TELESCOPE HEALTH LLC                            | 3            | 410      | 100      | 19%              | 513   |
| EDEN SPRINGS NURSING AND REHAB CENTER           |              | 403      | 110      | 21%              | 513   |
| DOCTORS CENTER,THE                              |              | 405      | 108      | 21%              | 513   |
| CITY MEDICAL OF NEW JERSEY, PC                  |              | 471      | 41       | 8%               | 512   |
| EMERALD SHORES HEALTH AND REHABILITATION        |              | 414      | 96       | 19%              | 510   |
| MEDFAST URGENT CARE CENTERS                     |              | 230      | 280      | 55%              | 510   |
| NEMOURS CHILDERN'S HOSPITAL                     |              | 424      | 84       | 17%              | 508   |
| VILLA MARIA NURSING & REHAB CENTER INC          | 1            | 495      | 11       | 2%               | 507   |
| BALDOMERO LOPEZ STATE VETERANS NURSING HOME     | 2            | 497      | 3        | 1%               | 502   |
| AFC URGENT CARE CLEARWATER                      | 1            | 123      | 376      | 75%              | 500   |
| DAVITA LABORATORY                               |              | 426      | 73       | 15%              | 499   |
| EAST LAKE PEDIATRICS PA                         |              | 456      | 43       | 9%               | 499   |
| DOH – INDIAN RIVER                              |              | 426      | 71       | 14%              | 497   |
| MANOR CARE HEALTH SERVICES - FT MYERS           |              | 474      | 22       | 4%               | 496   |
| CLINICAL PATHOLOGY LABS                         |              | 386      | 109      | 22%              | 495   |
| Plantation Bay Rehabilitation Center            |              | 470      | 22       | 4%               | 492   |
| GRAND COURT TAMPA                               |              | 489      | 3        | 1%               | 492   |
| JACKSON MEMORIAL PERDUE MEDICAL CENTER          |              | 468      | 23       | 5%               | 491   |
| EXPRESS URGENT CARE LLC                         |              | 1        | 489      | 100%             | 490   |
| MEDONE URGENT CARE AT ST. AUGUSTINE             |              | 133      | 357      | 73%              | 490   |
| HEALTH CENTER AT BRENTWOOD                      | 1            | 443      | 42       | 9%               | 486   |
| POINT WASHINGTON MEDICAL CLINIC                 | 1            | 300      | 185      | 38%              | 486   |
| NEW YORK HOSPITAL LABORATORIES                  | 1            | 471      | 12       | 2%               | 484   |
| MOORINGS PARK INSTITUTE, INC, THE               |              | 461      | 21       | 4%               | 482   |
| BOCA GRANDE HEALTH CLINIC                       |              | 457      | 24       | 5%               | 481   |
| JACKSON MEMORIAL LONG TERM CARE CENTER          |              | 462      | 19       | 4%               | 481   |
| DIAMOND RIDGE HEALTH AND REHABILITATION         |              | 452      | 29       | 6%               | 481   |
| ENZO CLINICAL LABS INC                          | 3            | 457      | 20       | 4%               | 480   |
| PALM GARDEN OF TAMPA                            |              | 446      | 29       | 6%               | 475   |
| WILLOW BROOKE COURT AT INDIAN RIVER ESTATES     |              | 431      | 44       | 9%               | 475   |
| MEMORIAL PEMBROKE 24/7 CARE CENTER              |              | 358      | 116      | 24%              | 474   |
| SABAL PALMS HEALTH AND REHAB                    |              | 423      | 50       | 11%              | 473   |
| ST CLOUD REGIONAL MEDICAL CENTER CLINICAL LAB   |              | 394      | 79       | 17%              | 473   |
| NORTH FLORIDA RETIREMENT VILLAGE                |              | 470      | 2        | 0%               | 472   |
| PEDIATRIC HEALTHCARE ALLIANCE PA                |              | 428      | 44       | 9%               | 472   |
| PENSACOLA PEDIATRICS                            | 1            | 258      | 213      | 45%              | 472   |
| VALENCIA HILLS HEALTH AND REHABILITATION CENTER |              | 458      | 13       | 3%               | 471   |
| MAYFLOWER ASSISTED LIVING                       |              | 464      | 6        | 1%               | 470   |
| SUSANNA WESLEY HEALTH CENTER                    |              | 433      | 36       | 8%               | 469   |
| ADVENTHEALTH CENTRA CARE TRINITY                |              | 409      | 60       | 13%              | 469   |
| RIVER GARDEN HEBREW HOME FOR THE AGED           |              | 415      | 54       | 12%              | 469   |



# COVID-19: testing by laboratory

Data through Feb 5, 2021 verified as of Feb 6, 2021 at 09:25 AM

Data in this report are provisional and subject to change.

The numbers in the table below represent the number of Florida and non-Florida residents for whom test results were received by the Department of Health. A person can be tested by more than one laboratory and can have both positive and negative results. **Therefore, the sum of the numbers in each column will be larger than the total number of people tested.**

| Reporting lab                                    | Inconclusive | Negative | Positive | Percent positive | Total |
|--|--------------|----------|----------|------------------|-------|
| CONTINENTAL CLINICAL RESEARCH, LLC               |              | 447      | 22       | 5%               | 469   |
| VIERA HOSPITAL, INC                              |              | 355      | 114      | 24%              | 469   |
| ABSOLUTE GENOMICS                                | 1            | 366      | 101      | 22%              | 468   |
| NCH HEALTHCARE BONITA                            |              | 347      | 121      | 26%              | 468   |
| NAVAL HOSPITAL - JACKSONVILLE                    |              | 136      | 331      | 71%              | 467   |
| NORTH FLORIDA MEDICAL GROUP                      |              | 342      | 124      | 27%              | 466   |
| FLORIDA GULF COAST UNIVERSITY                    |              | 295      | 171      | 37%              | 466   |
| VETERANS AFFAIRS MEDICAL CENTER - GAINESVILLE    |              | 3        | 461      | 99%              | 464   |
| BUFFALO CROSSING HEALTHCARE & REHABILITATION CTR |              | 448      | 15       | 3%               | 463   |
| FLORIDA DEPARTMENT OF HEALTH CLAY COUNTY         | 1            | 366      | 94       | 20%              | 461   |
| CLIFFORD CHESTER SIMS STATE VETERANS             |              | 452      | 9        | 2%               | 461   |
| BROOKDALE PALMER RANCH                           | 1            | 403      | 56       | 12%              | 460   |
| Quest Diag Unspecifd                             | 1            | 314      | 145      | 32%              | 460   |
| LAUDERDALE NURSING CENTER LLC                    | 1            | 436      | 19       | 4%               | 456   |
| PALM GARDEN OF JACKSONVILLE□                     | 2            | 375      | 79       | 17%              | 456   |
| FOUNTAIN MANOR HEALTH AND REHAB CENTER           | 1            | 437      | 17       | 4%               | 455   |
| The Manor at Blue Water Bay                      |              | 394      | 60       | 13%              | 454   |
| THE PALACE AT HOMESTEAD                          | 1            | 436      | 17       | 4%               | 454   |
| ARCPOINTS LABS                                   |              | 390      | 64       | 14%              | 454   |
| CLARIDGE HOUSE NURSING CENTER                    |              | 437      | 17       | 4%               | 454   |
| HARTS HARBOR HEALTH CARE CENTER                  |              | 432      | 21       | 5%               | 453   |
| EXPRESS PHARMACY                                 |              | 416      | 35       | 8%               | 451   |
| RICARDO NAVARRO DO PA                            |              | 383      | 67       | 15%              | 450   |
| SPRING HILL HEALTH AND REHABILITATION CENTER     |              | 434      | 15       | 3%               | 449   |
| AMERICA'S PHARMACY LLC                           |              | 396      | 51       | 11%              | 447   |
| HARBOUR HEALTH CENTER                            |              | 431      | 14       | 3%               | 445   |
| ADVENTHEALTH EXPRESS CARE AT WALGREENS           |              | 387      | 58       | 13%              | 445   |
| BALDWIN PEDIATRICS                               | 1            | 417      | 27       | 6%               | 445   |
| DIAMOND RIDGE HEALTH AND REHABILITATION CENTER   |              | 420      | 22       | 5%               | 442   |
| SOUTHERN OAKS CARE CENTER                        | 1            | 405      | 36       | 8%               | 442   |
| PARKLANDS FACILITY INC                           | 4            | 396      | 42       | 10%              | 442   |
| MANOR AT CARPENTERS                              |              | 415      | 26       | 6%               | 441   |
| HERON POINTE HEALTH AND REHABILITATION           | 1            | 436      | 3        | 1%               | 440   |
| SMA SPECIALTY MEDICAL LAB                        |              | 117      | 321      | 73%              | 438   |
| FLO-MEDILAB SERVICES LLC                         |              | 187      | 251      | 57%              | 438   |
| BAPTIST PRIMARY CARE                             | 2            | 342      | 92       | 21%              | 436   |
| ASAP LABS LLC                                    |              | 305      | 130      | 30%              | 435   |
| HILLCREST HEALTH CARE & REHABILITATION CENTER    | 2            | 422      | 11       | 3%               | 435   |
| Good Samaritan Society Kissimmee Village         |              | 368      | 65       | 15%              | 433   |
| NEW PLANT CITY FAMILY CARE                       | 1            | 228      | 202      | 47%              | 431   |
| SOLARIS HEALTHCARE LAKE CITY                     |              | 351      | 80       | 19%              | 431   |
| AVECINA MEDICAL JULINGTON                        | 1            | 240      | 189      | 44%              | 430   |
| FLORIDA DEPT OF HEALTH IN BREVARD COUNTY         | 3            | 363      | 63       | 15%              | 429   |
| FLORIDA DEPARTMENT OF HEALTH IN CALHOUN COUNTY   |              | 313      | 116      | 27%              | 429   |
| ST ANDREWS BAY SKILLED NURSING &                 |              | 369      | 60       | 14%              | 429   |
| Williston Care Center                            |              | 373      | 54       | 13%              | 427   |
| Q ANSWER LAB                                     | 1            | 376      | 49       | 12%              | 426   |

# COVID-19: testing by laboratory

Data through Feb 5, 2021 verified as of Feb 6, 2021 at 09:25 AM

Data in this report are provisional and subject to change.

The numbers in the table below represent the number of Florida and non-Florida residents for whom test results were received by the Department of Health. A person can be tested by more than one laboratory and can have both positive and negative results. **Therefore, the sum of the numbers in each column will be larger than the total number of people tested.**

| Reporting lab                                    | Inconclusive | Negative | Positive | Percent positive | Total |
|--|--------------|----------|----------|------------------|-------|
| PALM GARDEN OF OCALA                             |              | 330      | 96       | 23%              | 426   |
| PEBBLEBROOK PHARMACY                             |              | 332      | 92       | 22%              | 424   |
| CHILDRENS MEDICAL ASSOCIATION PA                 |              | 374      | 49       | 12%              | 423   |
| WEST GABLES HEALTH CARE CENTER                   |              | 412      | 10       | 2%               | 422   |
| PHYSICIANS PRIMARY CARE LAB                      |              | 360      | 60       | 14%              | 420   |
| GARCIA CLINICAL LABORATORY                       |              | 28       | 392      | 93%              | 420   |
| APP-UNIPATH, LLC                                 | 2            | 403      | 14       | 3%               | 419   |
| Colonial Lakes Health Care                       |              | 384      | 33       | 8%               | 417   |
| Solaris HealthCare Windermere                    |              | 385      | 31       | 7%               | 416   |
| LEHIGH REGIONAL MEDICAL CENTER LAB               |              | 371      | 44       | 11%              | 415   |
| PALMETTO FAMILY HEALTHCARE                       | 1            | 258      | 153      | 37%              | 412   |
| AFC URGENT CARE SEMINOLE                         |              |          | 411      | 100%             | 411   |
| ORANGE BLOSSOM FAMILY HEALTH                     |              | 390      | 21       | 5%               | 411   |
| MANOR OAKS NURSING & REHAB CENTER                | 4            | 404      | 2        | 0%               | 410   |
| MINUTECLINIC LLC #3671                           |              | 366      | 44       | 11%              | 410   |
| ORLANDO HEALTH CENTER FOR REHABILITATION         |              | 400      | 10       | 2%               | 410   |
| NEW YORK PRESBYTERIAN - CUMC CLINICAL            |              | 391      | 17       | 4%               | 408   |
| CARE ONE OF FLORIDA                              | 1            | 272      | 134      | 33%              | 407   |
| TIDE LABORATORIES                                |              | 362      | 43       | 11%              | 405   |
| CITRUS NURSING CENTER LLC                        |              | 371      | 32       | 8%               | 403   |
| MEDICAL CENTER OF DELTONA, INC                   |              | 320      | 80       | 20%              | 400   |
| VITAS LUTHERAN TOWERS INPATIENT PROGRAM          |              | 336      | 63       | 16%              | 399   |
| SANDBAY URGENT CARE                              |              | 320      | 75       | 19%              | 395   |
| NORTH VISTA HOSPITAL LABORATORY                  |              | 312      | 83       | 21%              | 395   |
| HEARTLAND PEDIATRICS OF LAKE WALES               |              | 348      | 46       | 12%              | 394   |
| MINI ER AND URGENT CARE                          |              | 289      | 105      | 27%              | 394   |
| FLORIDA HOSPITAL WAUCHULA                        |              | 270      | 123      | 31%              | 393   |
| PHYSICIANS STAT LAB INC                          |              | 323      | 68       | 17%              | 391   |
| DBI HEALTH INC                                   |              | 376      | 15       | 4%               | 391   |
| BENTON PEDIATRICS INC                            |              | 348      | 42       | 11%              | 390   |
| BARBER   |              | 13       | 376      | 97%              | 389   |
| HOPE HOSPICE AND COMMUNITY SERVICES INC          | 14           | 363      | 12       | 3%               | 389   |
| FERNANDINA BEACH REHAB AND NURSING               | 1            | 372      | 15       | 4%               | 388   |
| Santa Rosa Center for Rehabilitation and Healing |              | 326      | 62       | 16%              | 388   |
| DXTERITY DIAGNOSTICS                             | 1            | 365      | 22       | 6%               | 388   |
| CONSULATE HEALTH CARE OF BAYONET POINT           | 3            | 376      | 7        | 2%               | 386   |
| SHORE ACRES CARE CENTER                          |              | 351      | 35       | 9%               | 386   |
| SOLARIS HEALTHCARE MERRITT ISLAND                |              | 346      | 39       | 10%              | 385   |
| PEDIATRIC HEALTHCARE ALLIANCE                    |              | 359      | 26       | 7%               | 385   |
| Ocala Health and Rehabilitation Center           |              | 366      | 19       | 5%               | 385   |
| PALMS OF SEBRING                                 |              | 351      | 34       | 9%               | 385   |
| BROOKDALE FORT MYERS CYPRESS LAKE                |              | 382      | 1        | 0%               | 383   |
| MICHAEL A MIDDLETON MD PA□                       |              | 368      | 14       | 4%               | 382   |
| AFC URGENT CARE FAMILY CARE                      |              |          | 382      | 100%             | 382   |
| ABBAY DELRAY                                     |              | 376      | 5        | 1%               | 381   |
| FLORIDA HOSPITAL MEDICAL GROUP                   |              | 256      | 123      | 32%              | 379   |
| SIGNATURE HEALTHCARE OF BROOKWOOD GARDENS        |              | 373      | 3        | 1%               | 376   |



# COVID-19: testing by laboratory

Data through Feb 5, 2021 verified as of Feb 6, 2021 at 09:25 AM

Data in this report are provisional and subject to change.

The numbers in the table below represent the number of Florida and non-Florida residents for whom test results were received by the Department of Health. A person can be tested by more than one laboratory and can have both positive and negative results. **Therefore, the sum of the numbers in each column will be larger than the total number of people tested.**

| Reporting lab   | Inconclusive | Negative | Positive | Percent positive | Total |
|---|--------------|----------|----------|------------------|-------|
| BAYA PHARMACY WEST  |              | 8        | 368      | 98%              | 376   |
| PALM GARDEN OF CLEARWATER                                 |              | 357      | 18       | 5%               | 375   |
| INDIAN RIVER CTR, LLC                                     |              | 329      | 46       | 12%              | 375   |
| SUWANNEE HEALTH AND REHABILITATION CENTER                 |              | 368      | 5        | 1%               | 373   |
| URGENT CARE BETHESDA                                      | 1            | 318      | 52       | 14%              | 371   |
| HENDRY REGIONAL MEDICAL CENTER                            |              | 107      | 264      | 71%              | 371   |
| ORCHARD PARK HEALTH & REHABILITATION                      |              | 366      | 5        | 1%               | 371   |
| MEDONE URGENT CARE CENTER                                 |              | 149      | 222      | 60%              | 371   |
| ELLENTON PEDIATRICS                                       |              | 352      | 18       | 5%               | 370   |
| LITTLE PINE PEDIATRICS PLLC                               | 1            | 317      | 52       | 14%              | 370   |
| EXACT SCIENCES LABORATORIES, LLC                          |              | 283      | 87       | 24%              | 370   |
| TREASURE COAST COMMUNITY HEALTH                           | 3            | 312      | 55       | 15%              | 370   |
| FAMILY HEALTH CENTERS OF SOUTHWEST FLORIDA INC            |              | 311      | 58       | 16%              | 369   |
| SOLARIS HEALTHCARE OSCEOLA                                |              | 347      | 21       | 6%               | 368   |
| ADVENT HEALTH - TAMPA                                     |              | 148      | 220      | 60%              | 368   |
| QUICK CARE MED  |              | 247      | 120      | 33%              | 367   |
| BREVARD HEALTH ALLIANCE                                   |              | 166      | 199      | 55%              | 365   |
| FAIR HAVENS CENTER, OPCO                                  |              | 359      | 6        | 2%               | 365   |
| Stacey Health Care Centers Inc. dba Riverside Care Center |              | 335      | 29       | 8%               | 364   |
| RUSKIN HEALTH CENTER                                      |              | 245      | 118      | 33%              | 363   |
| PALM GARDEN OF WINTER HAVEN                               |              | 346      | 15       | 4%               | 361   |
| AFC URGENT CARE TYRONE                                    |              | 2        | 359      | 99%              | 361   |
| INFORM DIAGNOSTICS  |              | 351      | 9        | 3%               | 360   |
| UR MEDICINE LABS- CENTRAL LABORATORY                      |              | 340      | 20       | 6%               | 360   |
| MEDSCAN LABORATORY INC                                    | 1            | 163      | 195      | 54%              | 359   |
| Timberridge Center for Rehabilitation and Healing         |              | 330      | 28       | 8%               | 358   |
| CLERMONT HEALTH AND REHABILITATION CENTER                 |              | 326      | 32       | 9%               | 358   |
| Solaris Healthcare Daytona                                | 2            | 309      | 46       | 13%              | 357   |
| NORTH FLORIDA REHABILITATION & SPECIALTY CARE☐            |              | 352      | 3        | 1%               | 355   |
| SEMINOLE NURSING PAVILION                                 |              | 347      | 7        | 2%               | 354   |
| MY CLINICAL LAB   |              | 224      | 128      | 36%              | 352   |
| Manatee Springs Rehabilitation and Nursing Center         |              | 332      | 20       | 6%               | 352   |
| BROOKSVILLE HEALTHCARE CENTER LLC☐                        |              | 343      | 8        | 2%               | 351   |
| CORE DIAGNOSTIC LABORATORIES LLC                          |              | 237      | 114      | 32%              | 351   |
| HEALTHY STEPS PEDIATRICS                                  |              | 307      | 44       | 13%              | 351   |
| CARITHERS PEDIATRIC GROUP                                 |              | 312      | 38       | 11%              | 350   |
| Cypress Cove Care Center                                  |              | 250      | 100      | 29%              | 350   |
| SANFORD LABORATORIES                                      |              | 325      | 25       | 7%               | 350   |
| MEDIPATH  |              | 18       | 331      | 95%              | 349   |
| BAYSHORE DIAGNOSTICS                                      |              | 309      | 40       | 11%              | 349   |
| AMERICAN MEDICAL RESPONSE                                 |              | 344      | 4        | 1%               | 348   |
| LAB DOCTOR  |              | 305      | 43       | 12%              | 348   |
| GOOD SAMARITAN CENTER                                     |              | 346      | 2        | 1%               | 348   |
| THE PALACE MANAGEMENT - THE PALACE AT CORAL GABLES        |              | 345      | 3        | 1%               | 348   |
| CARENOW   | 2            | 172      | 173      | 50%              | 347   |
| SIPARADIGM, DIAGNOSTIC INFORMATICS                        |              | 273      | 74       | 21%              | 347   |
| Darcy Hall Of Life Care                                   |              | 340      | 6        | 2%               | 346   |

# COVID-19: testing by laboratory

Data through Feb 5, 2021 verified as of Feb 6, 2021 at 09:25 AM

Data in this report are provisional and subject to change.

The numbers in the table below represent the number of Florida and non-Florida residents for whom test results were received by the Department of Health. A person can be tested by more than one laboratory and can have both positive and negative results. **Therefore, the sum of the numbers in each column will be larger than the total number of people tested.**

| Reporting lab                                    | Inconclusive | Negative | Positive | Percent positive | Total |
|--|--------------|----------|----------|------------------|-------|
| VILLAGE AT VIENNA SQUARE,THE                     | 6            | 329      | 11       | 3%               | 346   |
| CLINICAL ENTERPRISE, INC                         |              | 327      | 19       | 5%               | 346   |
| CORAL BAY HEALTHCARE AND REHABILITATION          | 1            | 329      | 12       | 4%               | 342   |
| BIO-TECH CLINICAL LABORATORIES INC               |              | 298      | 44       | 13%              | 342   |
| STARKE FAMILY MEDICAL CENTER                     |              | 267      | 75       | 22%              | 342   |
| BLOUNTSTOWN REHABILITATION CENTER LLC            |              | 236      | 105      | 31%              | 341   |
| MINUTECLINIC LLC, #10357                         |              | 340      | 1        | 0%               | 341   |
| HEALTH DESIGNS                                   |              | 328      | 13       | 4%               | 341   |
| ADVENT HEALTH CENTRA CARE - PALM COAST           |              | 80       | 261      | 77%              | 341   |
| BROWARD PARTNERSHIP                              | 6            | 329      | 5        | 1%               | 340   |
| SELECT REFERENCE LABORATORIES, LLC               | 1            | 326      | 12       | 4%               | 339   |
| VETERANS AFFAIRS MEDICAL CENTER - LAKE CITY      |              | 52       | 285      | 85%              | 337   |
| solaris Healthcare Parkway                       | 2            | 321      | 13       | 4%               | 336   |
| HEALTH CENTRAL PARK                              |              | 269      | 66       | 20%              | 335   |
| TIDEWELL HOSPICE INC                             |              | 329      | 5        | 1%               | 334   |
| FLORIDA DEPARTMENT OF HEALTH                     |              | 295      | 39       | 12%              | 334   |
| PALMETTO SUBACUTE CARE CENTER                    |              | 323      | 10       | 3%               | 333   |
| Bayside Care Center                              | 1            | 312      | 20       | 6%               | 333   |
| USAFSAM/PHE                                      |              | 174      | 158      | 48%              | 332   |
| BOND CLINIC PA PEDIATRICS DEPT                   |              | 296      | 35       | 11%              | 331   |
| CHILDRENS CLINIC WEST FLORIDA PEDIATRICS         |              | 300      | 31       | 9%               | 331   |
| MANORCARE HEALTH SERVICES - VENICE               |              | 275      | 55       | 17%              | 330   |
| HAINES CITY REHABILITATION AND NURSING CENTER    |              | 307      | 23       | 7%               | 330   |
| NORTH PINELLAS STATMED QUICK QUALITY CLINICS     |              | 236      | 93       | 28%              | 329   |
| Life Care Center of Ocala                        |              | 279      | 49       | 15%              | 328   |
| PALM GARDEN OF WEST PALM BEACH                   | 4            | 309      | 15       | 5%               | 328   |
| AFC URGENT CARE                                  |              | 67       | 261      | 80%              | 328   |
| Life Care Center at Wells Crossing               |              | 309      | 18       | 6%               | 327   |
| LIFE CARE PONTE VEDRA INC                        |              | 319      | 8        | 2%               | 327   |
| TRI-COUNTY NURSING AND REHABILITATION CENTER INC |              | 311      | 15       | 5%               | 326   |
| MOOSEHAVEN HEALTH CENTER                         |              | 290      | 36       | 11%              | 326   |
| WATSON THERAPEUTICS INC                          |              | 312      | 13       | 4%               | 325   |
| SOLARIS HEALTHCARE BAYONET POINT                 |              | 311      | 14       | 4%               | 325   |
| BROOKDALE PADDOCK HILLS                          | 2            | 319      | 2        | 1%               | 323   |
| Destin Healthcare and Rehabilitation Center      | 1            | 285      | 35       | 11%              | 321   |
| RAINBOW PEDIATRIC CENTER PA                      |              | 298      | 23       | 7%               | 321   |
| CORAL TRACE HEALTH CARE                          | 2            | 313      | 5        | 2%               | 320   |
| PIONEER CLINICAL LAB LLC                         |              | 247      | 73       | 23%              | 320   |
| SEA BREEZE REHAB AND NURSING CENTER              |              | 312      | 8        | 3%               | 320   |
| EPN URGENT CARE                                  |              | 44       | 276      | 86%              | 320   |
| MIDWAY SPECIALTY CARE CENTER                     | 3            | 203      | 113      | 35%              | 319   |
| FLORIDA HOSPITAL HEARTLAND MED CTR LAKE PLACID   |              | 232      | 85       | 27%              | 317   |
| FAIRWAY OAKS CENTER LLC                          | 6            | 305      | 6        | 2%               | 317   |
| MEDFAST URGENT CARE CENTER                       |              | 86       | 230      | 73%              | 316   |
| FAMILY CARE PARTNERS OF NORTHEAST FLORIDA LLC    |              | 243      | 72       | 23%              | 315   |
| FIRST CHOICE PEDIATRICS                          |              | 232      | 83       | 26%              | 315   |
| FLORIDA DEPARTMENT OF HEALTH IN LIBERTY COUNTY   | 2            | 222      | 90       | 29%              | 314   |

# COVID-19: testing by laboratory

Data through Feb 5, 2021 verified as of Feb 6, 2021 at 09:25 AM

Data in this report are provisional and subject to change.

The numbers in the table below represent the number of Florida and non-Florida residents for whom test results were received by the Department of Health. A person can be tested by more than one laboratory and can have both positive and negative results. **Therefore, the sum of the numbers in each column will be larger than the total number of people tested.**

| Reporting lab                                      | Inconclusive | Negative | Positive | Percent positive | Total |
|--|--------------|----------|----------|------------------|-------|
| DELTONA HEALTH CARE                                |              | 291      | 23       | 7%               | 314   |
| PruittHealth Santa Rosa                            |              | 225      | 89       | 28%              | 314   |
| DIAGNOSTIC & CLINICAL CARE SERVICES INC DBA        |              | 248      | 66       | 21%              | 314   |
| BIOCEPT  |              | 292      | 22       | 7%               | 314   |
| GENESIS MEDICAL LABORATORY MIAMI FL.               |              | 83       | 230      | 73%              | 313   |
| PruittHealth Panama City                           | 1            | 249      | 62       | 20%              | 312   |
| VILLAGE DOCTORS OF KEYSTONE                        |              | 234      | 78       | 25%              | 312   |
| LIFEBRITE  | 1            | 126      | 184      | 59%              | 311   |
| KEY WEST HEALTH AND REHAB                          | 1            | 301      | 7        | 2%               | 309   |
| Marshall Health and Rehabilitation Center          |              | 273      | 36       | 12%              | 309   |
| LIFE CARE CENTER OF PALM BAY□                      |              | 296      | 13       | 4%               | 309   |
| MEDEXPRESS LUTZ                                    |              | 3        | 305      | 99%              | 308   |
| Bay Breeze Senior Living and Rehabilitation Center |              | 255      | 53       | 17%              | 308   |
| PALM GARDEN OF ORLANDO                             |              | 276      | 31       | 10%              | 307   |
| EMERITUS AT NAPLES                                 | 2            | 304      | 1        | 0%               | 307   |
| ORCHARD RIDGE CARE AND REHABILITATION CENTER       |              | 288      | 19       | 6%               | 307   |
| SUN COUNTRY PEDIATRICS PLLC                        | 9            | 271      | 27       | 9%               | 307   |
| ROLLINS COLLEGE WELLNESS CENTER                    |              | 130      | 177      | 58%              | 307   |
| SERENADES IN THE VILLAGES                          |              | 252      | 54       | 18%              | 306   |
| CRONOS CLINICAL LABORATORY                         | 22           | 195      | 88       | 29%              | 305   |
| ASCEND CLINICAL                                    | 2            | 235      | 67       | 22%              | 304   |
| PINES OF SARASOTA                                  |              | 300      | 3        | 1%               | 303   |
| SABAL DIRECT PRIMARY CARE, PA                      |              | 247      | 56       | 18%              | 303   |
| HARDEE MANOR HEALTH CARE CENTER                    | 1            | 298      | 3        | 1%               | 302   |
| LabCorp (Non-Interfaced)                           | 1            | 121      | 180      | 60%              | 302   |
| GOOD SAMARITAN SOCIETY-DAYTONA                     |              | 286      | 15       | 5%               | 301   |
| Bardmoor Oaks Healthcare and Rehabilitation Center |              | 293      | 8        | 3%               | 301   |
| AMEERAH LABS, LLC                                  | 2            | 229      | 70       | 23%              | 301   |
| PRO HEALTH   |              | 74       | 226      | 75%              | 300   |
| HARDEE COUNTY HEALTH DEPARTMENT                    |              | 238      | 62       | 21%              | 300   |
| MANOR CARE OF BOYNTON BEACH LLC                    |              | 276      | 24       | 8%               | 300   |
| Palm Garden of Largo                               |              | 297      | 3        | 1%               | 300   |
| SIGNATURE HEALTHCARE OF NORTH FLORIDA              |              | 298      | 2        | 1%               | 300   |
| PHYSICIANS REGIONAL WALK-IN                        |              | 185      | 114      | 38%              | 299   |
| AVELLINO LAB USA, INC                              | 1            | 286      | 12       | 4%               | 299   |
| VILLAGE DOCTORS FAMILY MEDICAL CENTER OF           |              | 236      | 62       | 21%              | 298   |
| GANDY CROSSING CARE CENTER                         | 1            | 284      | 13       | 4%               | 298   |
| OCEAN VIEW NURSING AND REHAB CENTER                |              | 283      | 15       | 5%               | 298   |
| BAY VILLAGE OF SARASOTA INC                        |              | 295      | 3        | 1%               | 298   |
| ST LUCIE EMPLOYEE HEALTH & WELLNESS CENTER         |              | 293      | 5        | 2%               | 298   |
| BOCA BIOLISTICS REFERENCE LABORATORY               | 2            | 185      | 110      | 37%              | 297   |
| HEALTH FIRST ADVENTHEALTH CENTRA CARE - TITUSVILLE |              | 56       | 241      | 81%              | 297   |
| BUENA VISTA URGENT CARE                            |              | 264      | 32       | 11%              | 296   |
| ATLANTIC SHORES NURSING AND REHAB CENTER           | 1            | 285      | 9        | 3%               | 295   |
| ROSEWOOD HEALTH AND REHABILITATION CENTER          |              | 274      | 21       | 7%               | 295   |
| SUNLAND MARIANNA COX MEDICAL CENTER                |              | 255      | 40       | 14%              | 295   |
| KISSIMMEE FACILITY OPERATIONS LLC                  |              | 272      | 22       | 7%               | 294   |

# COVID-19: testing by laboratory

Data through Feb 5, 2021 verified as of Feb 6, 2021 at 09:25 AM

Data in this report are provisional and subject to change.

The numbers in the table below represent the number of Florida and non-Florida residents for whom test results were received by the Department of Health. A person can be tested by more than one laboratory and can have both positive and negative results. **Therefore, the sum of the numbers in each column will be larger than the total number of people tested.**

| Reporting lab   | Inconclusive | Negative | Positive | Percent positive | Total |
|---|--------------|----------|----------|------------------|-------|
| HEALTH PARK CARE CENTER                                     |              | 291      | 3        | 1%               | 294   |
| VITAS HEALTHCARE CORPORATION                                |              | 290      | 3        | 1%               | 293   |
| NORTHWEST MEDICAL CENTER CLINICAL LABORATORY                |              | 175      | 117      | 40%              | 292   |
| AVENTURA REHAB AND NURSING CENTER                           |              | 284      | 6        | 2%               | 290   |
| OSPREY LODGE  |              | 232      | 58       | 20%              | 290   |
| COLOR GENOMICS, INC.  | 2            | 281      | 6        | 2%               | 289   |
| PALM GARDEN OF GAINESVILLE                                  | 2            | 285      | 2        | 1%               | 289   |
| AUBURN UNIVERSITY MEDICAL CLINIC                            |              | 227      | 62       | 21%              | 289   |
| SPECIALTY HEALTH AND REHABILITATION CENTER                  |              | 263      | 25       | 9%               | 288   |
| ARGO SENIOR LIVING AT HAVERHILL                             |              | 270      | 18       | 6%               | 288   |
| LAKELAND REGIONAL HEALTH SYSTEMS INC                        |              | 20       | 266      | 93%              | 286   |
| SPRINGTREE REHAB & HEALTH CARE CENTER                       |              | 269      | 16       | 6%               | 285   |
| FG RAPID RESULTS  | 2            | 116      | 167      | 59%              | 285   |
| PIONEER CLINICAL LAB, LLC                                   |              | 182      | 103      | 36%              | 285   |
| ST JAMES HEALTH AND REHABILITATION CENTER                   |              | 201      | 84       | 29%              | 285   |
| AVANTE AT MT DORA   |              | 280      | 3        | 1%               | 283   |
| LAKE EUSTIS HEALTH AND REHABILITATION CENTER                |              | 275      | 7        | 2%               | 282   |
| AVANTE AT LEESBURG INC                                      |              | 281      |          |                  | 281   |
| THE SPRINGS AT BOCA CIEGA BAY                               |              | 272      | 9        | 3%               | 281   |
| SILVER CREEK SENIOR LIVING COMMUNITY                        |              | 276      | 5        | 2%               | 281   |
| FLORIDA HEART & VASCULAR MULTISPECIALTY GROUP PA            |              | 196      | 85       | 30%              | 281   |
| CONSULATE HEALTH CARE OF SAFETY HARBOR                      |              | 275      | 6        | 2%               | 281   |
| FL HUD DESTIN, LLC D/B/A GRAND BOULEVARD HEALTH             |              | 247      | 34       | 12%              | 281   |
| PALMS REHABILITATION AND HEALTHCARE CENTER                  |              | 246      | 35       | 12%              | 281   |
| ADDINGTON PLACE AT WELLINGTON GREEN                         |              | 276      | 4        | 1%               | 280   |
| BRIDGEWATER PARK HEALTH AND REHAB                           |              | 257      | 23       | 8%               | 280   |
| ASSOCIATESMD MEDICAL GROUP INC                              |              | 232      | 48       | 17%              | 280   |
| ENCOMPASS HEALTH REHABILITATION HOSPITAL OF SUNRISE         | 8            | 265      | 6        | 2%               | 279   |
| HOMESTEAD MANOR   | 2            | 237      | 40       | 14%              | 279   |
| SAMANTHA WILSON CARE CENTER                                 | 3            | 266      | 9        | 3%               | 278   |
| TAMARAC REHABILITATION & HEALTH CENTER                      |              | 276      | 2        | 1%               | 278   |
| UNIVERSITY OF TAMPA INC, THE                                |              | 276      | 2        | 1%               | 278   |
| AURORA DIAGNOSTICS BERNHARDT LABORATORIES PATHOLOGY SERVICE |              | 190      | 88       | 32%              | 278   |
| ANCIENT CITY PEDIATRICS                                     |              | 263      | 14       | 5%               | 277   |
| ORLANDO VA MEDICAL CENTER                                   |              |          | 277      | 100%             | 277   |
| BRISTOL AT TAMPA, THE                                       | 3            | 266      | 8        | 3%               | 277   |
| PRUITT HEALTH-SANTA ROSA                                    |              | 275      | 2        | 1%               | 277   |
| SAINTS 120 LLC  | 1            | 242      | 34       | 12%              | 277   |
| LAKELAND REGIONAL HEALTH PABLO                              |              | 235      | 42       | 15%              | 277   |
| LUTHERAN HAVEN  |              | 268      | 8        | 3%               | 276   |
| ST JUDE CHILDREN'S RESEARCH HOSPITAL                        |              | 260      | 15       | 5%               | 275   |
| WESTCHESTER GARDENS LIMITED PARTNERSHIP                     |              | 269      | 5        | 2%               | 274   |
| NATIONS BEST FAMILY HEALTH CARE                             |              | 112      | 162      | 59%              | 274   |
| KENNEDY PAIN CLINIC GROUP LLC                               |              | 247      | 27       | 10%              | 274   |
| Glades West Rehabilitation and Nursing Center               |              | 266      | 8        | 3%               | 274   |
| HCSO OCCUPATIONAL HEALTH AND WELLNESS CENTER                |              | 213      | 60       | 22%              | 273   |
| JACKSON PLAZA NURSING & REHAB CENTER                        | 6            | 261      | 6        | 2%               | 273   |



# COVID-19: testing by laboratory

Data through Feb 5, 2021 verified as of Feb 6, 2021 at 09:25 AM

Data in this report are provisional and subject to change.

The numbers in the table below represent the number of Florida and non-Florida residents for whom test results were received by the Department of Health. A person can be tested by more than one laboratory and can have both positive and negative results. **Therefore, the sum of the numbers in each column will be larger than the total number of people tested.**

| Reporting lab  | Inconclusive | Negative | Positive | Percent positive | Total |
|--|--------------|----------|----------|------------------|-------|
| The Care Center at Pinellas Park                               | 1            | 263      | 8        | 3%               | 272   |
| QUALITOX LABORATORIES  |              | 105      | 167      | 61%              | 272   |
| NAPLES CHILDREN'S URGENT CARE                                  |              | 227      | 44       | 16%              | 271   |
| FLOMEDILAB   |              | 63       | 208      | 77%              | 271   |
| REGENTS PARK OF BOCA RATON□                                    |              | 269      | 2        | 1%               | 271   |
| LIFE CARE CENTER OF WINTER HAVEN                               |              | 253      | 18       | 7%               | 271   |
| Rehabilitation Center for Park Place LLC                       |              | 258      | 11       | 4%               | 269   |
| HEATHER HILL HEALTHCARE CENTER                                 |              | 227      | 42       | 16%              | 269   |
| Premier Place at The Glenview                                  |              | 260      | 8        | 3%               | 268   |
| PERSONALIZED GENETIC TESTING                                   | 1            | 175      | 92       | 34%              | 268   |
| LONGWOOD FAMILY PRACTICE                                       |              | 205      | 62       | 23%              | 267   |
| SUNSHINE URGENT CARE LLC                                       |              | 153      | 114      | 43%              | 267   |
| RULEME CENTER  | 2            | 240      | 25       | 9%               | 267   |
| ADVENT HEALTH CENTRA CARE - ORMOND BEACH                       |              | 113      | 153      | 58%              | 266   |
| RIVERS FAMILY MEDICINE PA                                      |              | 193      | 72       | 27%              | 265   |
| ELMHURST HOSPITAL CENTER                                       | 1            | 247      | 16       | 6%               | 264   |
| ADVENT HEALTH CARE CENTER                                      | 9            | 243      | 12       | 5%               | 264   |
| DAVID SCOTT MADWAR MD PA□                                      |              | 236      | 26       | 10%              | 262   |
| renaissance health and rehabilitation center                   |              | 245      | 17       | 6%               | 262   |
| REHABILITATION CENTER OF LAKE CITY, THE                        |              | 233      | 28       | 11%              | 261   |
| FAMILY CARE PARTNERS OF NE FLORIDA LLC                         |              | 194      | 67       | 26%              | 261   |
| MANOR CARE OF NAPLES FL LLC                                    |              | 258      | 3        | 1%               | 261   |
| CLIFFORD CHESTER SIMS VA NURSING HOME                          |              | 251      | 9        | 3%               | 260   |
| BEAR CREEK NURSING CENTER                                      |              | 256      | 4        | 2%               | 260   |
| ROSEN MEDICAL CENTER   |              | 224      | 36       | 14%              | 260   |
| Solaris Healthcare Lake Bennet                                 |              | 228      | 32       | 12%              | 260   |
| CONSULATE HEALTHCARE OF KISSIMMEE                              |              | 247      | 12       | 5%               | 259   |
| INTERNAL MEDICINE & PEDIATRICS OF TAMPA BAY PA                 |              | 212      | 47       | 18%              | 259   |
| TUSKAWILLA NURSING AND REHAB CENTER                            | 2            | 250      | 7        | 3%               | 259   |
| FLORIDA WOMAN CARE LABORATORY LLC                              |              | 232      | 26       | 10%              | 258   |
| PEDIATRIC HEALTH CARE ALLIANCE, PA                             |              | 234      | 24       | 9%               | 258   |
| PROTEUS MOLECULAR AND CLINICAL LAB                             | 1            | 148      | 109      | 42%              | 258   |
| Fernandina Beach Rehabilitation and Nursing Center             |              | 255      | 2        | 1%               | 257   |
| SERANADES BY SONATA WEST ORANGE                                |              | 227      | 29       | 11%              | 256   |
| UNIVERSITY OF TAMPA STUDENT HEALTH AND SHC CLINICAL LABORATORY |              | 110      | 146      | 57%              | 256   |
| DIGNITY HEALING, LLC   |              | 244      | 12       | 5%               | 256   |
| Solaris Healthcare Coconut Creek                               |              | 250      | 6        | 2%               | 256   |
| BRENTWOOD RETIREMENT COMMUNITY                                 | 5            | 220      | 30       | 12%              | 255   |
| TALLAHASSEE NHHI LLC   | 1            | 226      | 27       | 11%              | 254   |
| HOLIDAY CVS LLC DBA CVS/PHARMACY #0440                         |              | 246      | 8        | 3%               | 254   |
| Solaris HealthCare Imperial                                    |              | 246      | 8        | 3%               | 254   |
| SHELL POINT VILLAGE MEDICAL CENTER                             |              | 246      | 7        | 3%               | 253   |
| BAYA POINTE NURSING AND REHABILITATION                         |              | 170      | 83       | 33%              | 253   |
| CROSS POINTE CARE CENTER                                       | 2            | 250      | 1        | 0%               | 253   |
| LAKE PARK OF MADISON   |              | 245      | 7        | 3%               | 252   |
| BAPTIST PRIMARY CARE, INC                                      |              | 233      | 19       | 8%               | 252   |
| CHAUTAUQUA REHABILITATION AND NURSING CENTER                   |              | 242      | 9        | 4%               | 251   |

# COVID-19: testing by laboratory

Data through Feb 5, 2021 verified as of Feb 6, 2021 at 09:25 AM

Data in this report are provisional and subject to change.

The numbers in the table below represent the number of Florida and non-Florida residents for whom test results were received by the Department of Health. A person can be tested by more than one laboratory and can have both positive and negative results. **Therefore, the sum of the numbers in each column will be larger than the total number of people tested.**

| Reporting lab   | Inconclusive | Negative | Positive | Percent positive | Total |
|---|--------------|----------|----------|------------------|-------|
| STEWARD SEBASTIAN RIVER MEDICAL CENTER                |              | 209      | 39       | 16%              | 248   |
| SOUTHWEST ORLANDO FAMILY MEDICINE, PL                 |              | 203      | 44       | 18%              | 247   |
| PEDIATRIC ASSOCIATES OF OCALA PA                      |              | 219      | 28       | 11%              | 247   |
| MARTIN MEMORIAL MEDICAL CENTER LAB                    |              | 128      | 119      | 48%              | 247   |
| BROWARD NURSING & REHABILITATION CTR                  | 8            | 231      | 7        | 3%               | 246   |
| SILVERCREST HEALTH AND REHABILITATION CENTER          | 3            | 236      | 7        | 3%               | 246   |
| CARRINGTON PLACE OF ST PETE LLC                       |              | 242      | 4        | 2%               | 246   |
| ROSEWOOD HEALTHCARE & REHABILITATION CENTER           |              | 239      | 6        | 2%               | 245   |
| ADVENTHEALTH MEDICAL GROUP PROMPT CAR                 | 1            | 168      | 76       | 31%              | 245   |
| ST CATHERINE'S WEST REHABILITATION HOSPITAL           |              | 233      | 12       | 5%               | 245   |
| ADVENTHEALTH EXPRESS CARE AT WALGREENS 49TH STREET    |              | 201      | 43       | 18%              | 244   |
| MALABAR/ADVENT CENTRA CARE                            |              | 48       | 196      | 80%              | 244   |
| Heritage Healthcare at Tallahassee                    |              | 239      | 5        | 2%               | 244   |
| URGENT CARE EXPRESS LLC                               |              | 1        | 243      | 100%             | 244   |
| HARBOURWOOD   | 1            | 238      | 4        | 2%               | 243   |
| ACCURATE DIAGNOSTIC LABS, INC                         |              | 229      | 14       | 6%               | 243   |
| ARCHER HEALTH VENTURES, LLC                           |              | 217      | 25       | 10%              | 242   |
| BUREAU OF CLINICAL LABORATORIES                       |              | 202      | 40       | 17%              | 242   |
| GOOD SAMARITAN CARES                                  |              | 236      | 5        | 2%               | 241   |
| COMMUNITY HEALTH AND REHABILITATION CENTER            |              | 184      | 56       | 23%              | 240   |
| Parkview Rehabilitation Center at Winter Park         |              | 235      | 5        | 2%               | 240   |
| Sunset Point Center                                   |              | 235      | 4        | 2%               | 239   |
| PALM GARDEN OF AVENTURA                               |              | 236      | 3        | 1%               | 239   |
| MANORCARE AT LELY PALMS                               |              | 234      | 5        | 2%               | 239   |
| CENTRAL FLORIDA HEALTH CARE INC                       |              | 184      | 55       | 23%              | 239   |
| ELMCROFT PINECREST                                    | 1            | 217      | 20       | 8%               | 238   |
| CHIPOLA HEALTH AND REHAB                              |              | 220      | 17       | 7%               | 237   |
| 24/7 PEDIATRIC CARE CENTERS INC                       |              | 217      | 19       | 8%               | 236   |
| EXCEL PEDIATRICS                                      |              | 194      | 42       | 18%              | 236   |
| BAPTIST PRIMARY CARE INC                              | 1            | 212      | 23       | 10%              | 236   |
| FHMG FLORIDA HOSPITAL MEDICAL GROUP                   |              | 207      | 29       | 12%              | 236   |
| PEDIATRICS BY THE SEA                                 |              | 229      | 7        | 3%               | 236   |
| BAY TREE CARE AND REHABILITATION CENTER               |              | 197      | 38       | 16%              | 235   |
| FLORIDA CLINICAL LABORATORY-BIOREFERENCE LABORATORIES |              | 87       | 148      | 63%              | 235   |
| REGENTS PARK AT AVENTURA                              |              | 221      | 14       | 6%               | 235   |
| AVECINA MOBILE  |              | 121      | 114      | 49%              | 235   |
| OAK HAMMOCK AT THE UNIVERSITY OF FLORIDA              |              | 229      | 6        | 3%               | 235   |
| Vi at Lakeside Village Skilled Nursing                |              | 230      | 5        | 2%               | 235   |
| AMERICAN HOUSE SENIOR LIVING                          |              | 186      | 48       | 21%              | 234   |
| RIVERWOOD HEALTH NH LLC                               |              | 195      | 39       | 17%              | 234   |
| ONESTOP MEDICAL AND URGENT CARE LLC                   |              | 196      | 38       | 16%              | 234   |
| FORT MYERS REHABILITATION AND NURSING CENTER          |              | 208      | 26       | 11%              | 234   |
| TIERRA PINES CENTER                                   |              | 223      | 11       | 5%               | 234   |
| MEMPHIS PATHOLOGY LABORATORY                          | 4            | 212      | 17       | 7%               | 233   |
| LASER & SURGERY CENTER OF THE PALM BEACHES            |              | 231      | 1        | 0%               | 232   |
| AVON PARK PEDIATRICS INC                              | 3            | 207      | 21       | 9%               | 231   |
| TERRACES OF LAKE WORTH CARE CENTER                    |              | 219      | 12       | 5%               | 231   |



# COVID-19: testing by laboratory

Data through Feb 5, 2021 verified as of Feb 6, 2021 at 09:25 AM

Data in this report are provisional and subject to change.

The numbers in the table below represent the number of Florida and non-Florida residents for whom test results were received by the Department of Health. A person can be tested by more than one laboratory and can have both positive and negative results. **Therefore, the sum of the numbers in each column will be larger than the total number of people tested.**

| Reporting lab                                      | Inconclusive | Negative | Positive | Percent positive | Total |
|--|--------------|----------|----------|------------------|-------|
| W FRANK WELLS NURSING HOME                         |              | 204      | 27       | 12%              | 231   |
| USA HEALTH UNIVERSITY HOSPITAL CLINICAL LABORATORY | 1            | 225      | 5        | 2%               | 231   |
| VETERANS AFFAIRS MEDICAL CENTER - MIAMI            |              | 1        | 230      | 100%             | 231   |
| AMBULATORY SURGERY CENTER OF BOCA RATON LTD        |              | 229      | 1        | 0%               | 230   |
| ManorCare Health Services-Palm Harbor              | 1            | 229      |          |                  | 230   |
| Coastal Health and Rehabilitation Center           |              | 220      | 9        | 4%               | 229   |
| ABBOTT LABORATORIES                                |              | 146      | 83       | 36%              | 229   |
| TGH  |              | 1        | 228      | 100%             | 229   |
| HOLLEY NAVARRE MEDICAL CLINIC                      |              | 168      | 61       | 27%              | 229   |
| WESTWOOD HEALTHCARE SNF                            |              | 190      | 38       | 17%              | 228   |
| ESTERO ISLAND MEDICAL CENTER                       |              | 180      | 48       | 21%              | 228   |
| MAGNOLIA FAMILY URGENT CARE                        |              | 197      | 31       | 14%              | 228   |
| MIAMI JEWISH HEALTH SYSTEMS, INC                   | 2            | 218      | 8        | 4%               | 228   |
| PAVILION FOR HEALTHCARE, THE                       |              | 226      | 2        | 1%               | 228   |
| EDGEWATER AT WATERMAN VILLAGE,THE                  |              | 212      | 15       | 7%               | 227   |
| MANDARIN PEDIATRICS                                |              | 209      | 18       | 8%               | 227   |
| FLORIDA HEALTH CARE PLANS                          |              |          | 227      | 100%             | 227   |
| LYNN HAVEN SPORTS COMPLEX-WALKON CLINIC            |              | 21       | 206      | 91%              | 227   |
| Cross Gardens Care Center                          |              | 225      | 1        | 0%               | 226   |
| PARKS HEALTHCARE & REHABILITATION CTR              | 4            | 211      | 11       | 5%               | 226   |
| Solaris Senior Living North Naples ALF             |              | 217      | 9        | 4%               | 226   |
| Lakewood Nursing Center                            |              | 196      | 29       | 13%              | 225   |
| HOMESTEAD VILLAGE                                  |              | 216      | 9        | 4%               | 225   |
| ADVANCED AMBULATORY SURGERY CENTER                 |              | 214      | 11       | 5%               | 225   |
| JACKSONVILLE KIDS PEDIATRICS, PLLC                 |              | 193      | 31       | 14%              | 224   |
| Avante at Inverness                                |              | 224      |          |                  | 224   |
| LEHIGH VALLEY GENOMICS                             |              |          | 223      | 100%             | 223   |
| Chatsworth at PGA National, LLC                    |              | 213      | 9        | 4%               | 222   |
| OCALA FAMILY MEDICAL CENTER INC                    | 1            | 181      | 40       | 18%              | 222   |
| KINDRED HOSPITAL                                   | 7            | 209      | 5        | 2%               | 221   |
| ARCPOINT LABS OF ST PETERSBURG                     |              | 145      | 76       | 34%              | 221   |
| ARCPOINT LABS OF SARASOTA MANATEE                  |              | 148      | 73       | 33%              | 221   |
| HAVEN OF OUR LADY OF PEACE INC                     |              | 213      | 8        | 4%               | 221   |
| FRICKS PHARMACY                                    |              | 165      | 54       | 25%              | 219   |
| JAMES A HALEY VETERANS HOSPITAL                    |              |          | 219      | 100%             | 219   |
| FELLOWSHIP HOME AT THE FAIRWAY LLC                 |              | 213      | 6        | 3%               | 219   |
| Boynton Beach Rehabilitation Center                | 2            | 213      | 4        | 2%               | 219   |
| WOOD LAKE HEALTH AND REHABILITATION CENTER         |              | 219      |          |                  | 219   |
| Avante at Orlando                                  |              | 214      | 4        | 2%               | 218   |
| ADVENT HEALTH - ORLANDO                            |              | 161      | 56       | 26%              | 217   |
| LAKE PORT SQUARE                                   |              | 200      | 17       | 8%               | 217   |
| Life Care Center at Inverrary                      |              | 214      | 3        | 1%               | 217   |
| THE MANOR AT CARPENTERS                            |              | 185      | 32       | 15%              | 217   |
| ST. CLOUD REGIONAL MEDICAL CENTER                  |              | 199      | 17       | 8%               | 216   |
| TAVARES PEDIATRICS                                 |              | 180      | 35       | 16%              | 215   |
| Consulate Health Care of North Fort Myers          |              | 203      | 12       | 6%               | 215   |
| PEDIATRICS IN BREVARD PA                           |              | 188      | 27       | 13%              | 215   |

# COVID-19: testing by laboratory

Data through Feb 5, 2021 verified as of Feb 6, 2021 at 09:25 AM

Data in this report are provisional and subject to change.

The numbers in the table below represent the number of Florida and non-Florida residents for whom test results were received by the Department of Health. A person can be tested by more than one laboratory and can have both positive and negative results. **Therefore, the sum of the numbers in each column will be larger than the total number of people tested.**

| Reporting lab                                    | Inconclusive | Negative | Positive | Percent positive | Total |
|--|--------------|----------|----------|------------------|-------|
| OKEECHOBEE COUNTY HEALTH DEPT                    | 1            | 140      | 73       | 34%              | 214   |
| Lake Port Square Health Center                   |              | 199      | 15       | 7%               | 214   |
| BLOCK, NATION, CHASE, AND SMOLEN FAMILY MEDICINE |              | 157      | 57       | 27%              | 214   |
| GATEWAY/ADVENT CENTRA CARE                       | 1            | 24       | 189      | 88%              | 214   |
| UCC - WELLINGTON                                 |              | 3        | 209      | 99%              | 212   |
| POCONO MEDICAL CENTER                            |              | 212      |          |                  | 212   |
| PCB CLINIC                                       |              | 167      | 45       | 21%              | 212   |
| CONSULATE HEALTH CARE OF WINTER HAVEN            |              | 209      | 3        | 1%               | 212   |
| SIGNATURE HEALTHCARE AT THE COURTYARD            |              | 165      | 47       | 22%              | 212   |
| ORANGE COUNTY HEALTH DEPT                        |              | 201      | 11       | 5%               | 212   |
| NORTH FLORIDA PEDIATRICS - MARIANNA              |              | 173      | 38       | 18%              | 211   |
| AMERICAN FINNISH NURSING HOME                    | 1            | 205      | 5        | 2%               | 211   |
| SUNRISE DIAGNOSTIC LABORATORY                    |              | 158      | 53       | 25%              | 211   |
| STATMED QUICK QUALITY CLINIC AT NORTH PINELLAS   |              | 65       | 146      | 69%              | 211   |
| KR at Hillsborough Lakes/Lutz Healthcare         |              | 201      | 10       | 5%               | 211   |
| ATLANTIC URGENT CARE                             |              | 142      | 68       | 32%              | 210   |
| HOLISTIX TREATMENT CENTERS                       |              | 204      | 6        | 3%               | 210   |
| CHIPOLA MEDICAL ASSOCIATES, LLC                  |              | 147      | 63       | 30%              | 210   |
| CYPRESS COVE                                     |              | 204      | 6        | 3%               | 210   |
| ASCENSION MEDICAL GROUP                          |              | 4        | 205      | 98%              | 209   |
| THE PALACE NURSING AND REHABILITATION CENTER     |              | 209      |          |                  | 209   |
| Taylor Care Center                               |              | 204      | 5        | 2%               | 209   |
| AZALEA TRACE                                     |              | 196      | 13       | 6%               | 209   |
| Whispering Oaks                                  | 11           | 175      | 23       | 11%              | 209   |
| FIRST CHOICE PRIMARY CARE                        |              | 164      | 44       | 21%              | 208   |
| ST PETERSBURG PEDIATRICS-PARK BLVD               |              | 187      | 21       | 10%              | 208   |
| DOCTORS MEMORIAL FAMILY MEDICINE                 | 2            | 142      | 63       | 30%              | 207   |
| CENTERSTONE OF FLORIDA☐                          |              | 193      | 14       | 7%               | 207   |
| BROOKDALE ATRIM WAY                              |              | 200      | 5        | 2%               | 205   |
| LAKE SIDE NEUROLOGIC                             |              | 196      | 9        | 4%               | 205   |
| THE RESIDENCE AT TIMBER PINES                    | 4            | 177      | 24       | 12%              | 205   |
| FULGENT GENETICS                                 | 2            | 163      | 39       | 19%              | 204   |
| WASHINGTON REHAB AND NURSING                     |              | 195      | 9        | 4%               | 204   |
| CORAL REEF NURSING & REHABILITATION CENTER       |              | 200      | 4        | 2%               | 204   |
| Orchid Cove at Sarasota                          |              | 203      | 1        | 0%               | 204   |
| NORTH FLORIDA PEDIATRICS PA - DUVAL              |              | 178      | 26       | 13%              | 204   |
| PORT SAINT LUCIE HOSPITAL                        |              | 194      | 9        | 4%               | 203   |
| FLORIDA KEYS PEDIATRICS & ADOLESCENT CENTER      |              | 193      | 10       | 5%               | 203   |
| SUPERIOR RESIDENCES OF PANAMA CITY BEACH         |              | 197      | 6        | 3%               | 203   |
| MACTOWN, INC                                     |              | 200      | 2        | 1%               | 202   |
| WIREGRASS DIRECT PRIMARY CARE PLLC☐              |              | 170      | 32       | 16%              | 202   |
| GLENRIDGE ON PALMER RANCH,THE                    |              | 195      | 7        | 3%               | 202   |
| PATHGROUP LABS LLC                               |              | 97       | 105      | 52%              | 202   |
| HEALTH FIRST - HOLMES REGIONAL MEDICAL CENTER    |              | 32       | 170      | 84%              | 202   |
| POLK COUNTY HEALTH DEPARTMENT                    |              | 178      | 24       | 12%              | 202   |
| VAMC WEST PALM LAB                               |              | 5        | 196      | 98%              | 201   |
| DISCOVERY VILLAGE AT MELBOURNE                   |              | 180      | 21       | 10%              | 201   |

# COVID-19: testing by laboratory

Data through Feb 5, 2021 verified as of Feb 6, 2021 at 09:25 AM

Data in this report are provisional and subject to change.

The numbers in the table below represent the number of Florida and non-Florida residents for whom test results were received by the Department of Health. A person can be tested by more than one laboratory and can have both positive and negative results. **Therefore, the sum of the numbers in each column will be larger than the total number of people tested.**

| Reporting lab  | Inconclusive | Negative | Positive | Percent positive | Total |
|--|--------------|----------|----------|------------------|-------|
| BOND CLINIC, PA  |              | 142      | 59       | 29%              | 201   |
| SARAPATH DIAGNOSTICS   |              | 99       | 102      | 51%              | 201   |
| Governors Creek Health and Rehabilitation                              | 1            | 198      | 2        | 1%               | 201   |
| Life Care Center of Punta Gorda  | 1            | 188      | 11       | 6%               | 200   |
| HERITAGE HEALTHCARE AND REHABILITATION CENTER                          |              | 195      | 5        | 3%               | 200   |
| TRENTON MEDICAL CENTER INC DBA PALMS MEDICAL GROUP                     | 4            | 140      | 55       | 28%              | 199   |
| FORT PIERCE HEALTH CARE  |              | 194      | 5        | 3%               | 199   |
| LIFE CARE CENTER OF PORT ST. LUCIE                                     |              | 190      | 9        | 5%               | 199   |
| SOLARIS SENIOR LIVING VERO BEACH                                       |              | 192      | 7        | 4%               | 199   |
| ST PETERSBURG PEDIATRICS-SEMINOLE BLVD                                 |              | 163      | 36       | 18%              | 199   |
| ADVENT HEALTH - CARROLLWOOD  | 4            | 169      | 25       | 13%              | 198   |
| DEPARTMENT OF HEALTH & HUMAN SERVICES                                  |              | 198      |          |                  | 198   |
| LAUREL POINT CARE ACQUISITION LLC DBA SANDGATE GARDENS REHAB AND NURSI |              | 171      | 27       | 14%              | 198   |
| WHITE WILSON MEDICAL IMMEDIATE CARE NICEVILLE                          |              | 1        | 195      | 99%              | 196   |
| San Jose Health & Rehabilitation                                       |              | 191      | 5        | 3%               | 196   |
| ADVENT HEALTH CENTRA CARE - APOPKA NORTH                               |              | 166      | 30       | 15%              | 196   |
| ABBIEJEAN RUSSELL CARE CENTER  |              | 195      |          |                  | 195   |
| Crossbreeze care center  |              | 193      | 2        | 1%               | 195   |
| TRINITY REGIONAL REHAB CENTER  |              | 180      | 15       | 8%               | 195   |
| PALM BEACH PEDIATRICS PA   | 2            | 175      | 18       | 9%               | 195   |
| NSPIRE HEALTHCARE LAUDERHILL   |              | 188      | 6        | 3%               | 194   |
| Bayside Health and Rehabilitation                                      |              | 164      | 29       | 15%              | 193   |
| BAYVIEW CENTER   |              | 188      | 5        | 3%               | 193   |
| ADVENT HEALTH CENTRA CARE - DAYTONA BEACH                              |              | 94       | 99       | 51%              | 193   |
| Consulate Healthcare of West Palm Beach                                |              | 177      | 16       | 8%               | 193   |
| Nspire Health Care Kendall   |              | 183      | 10       | 5%               | 193   |
| ST MARK VILLAGE  |              | 188      | 5        | 3%               | 193   |
| CONSULATE HEALTH CARE OF MELBOURNE                                     |              | 189      | 3        | 2%               | 192   |
| HOSPICE OF LAKE & SUMTER INC   |              | 191      | 1        | 1%               | 192   |
| SARNO EXTENDED HOURS   |              | 124      | 67       | 35%              | 191   |
| CONEY ISLAND HOSPITAL  |              | 184      | 7        | 4%               | 191   |
| ADVENTHEALTH EXPRESS CARE AT   |              | 142      | 49       | 26%              | 191   |
| HEALTH LINK DIAGNOSTIC LABORATORIES                                    |              | 182      | 9        | 5%               | 191   |
| WALGREENS 3173   |              | 176      | 14       | 7%               | 190   |
| CYPRESS POINT LIVING, LLC  |              | 175      | 15       | 8%               | 190   |
| NEO GENOMICS - FORT MYERS  | 1            | 183      | 6        | 3%               | 190   |
| LAKE VIEW CARE CENTER AT DELRAY  |              | 183      | 6        | 3%               | 189   |
| FAMILY EXPRESS URGENT CARE   |              |          | 189      | 100%             | 189   |
| TARPON POINT NURSING AND REHABILITATION CENTER                         |              | 186      | 3        | 2%               | 189   |
| WOMEN'S CARE FLORIDA LABORATORY  |              | 183      | 5        | 3%               | 188   |
| OCEAN REEF MEDICAL CENTER  |              | 150      | 38       | 20%              | 188   |
| BORLAND GROOVER CLINIC   | 1            | 153      | 33       | 18%              | 187   |
| Life Care Center of Sarasota   |              | 175      | 12       | 6%               | 187   |
| EDGEWOOD NURSING CENTER  |              | 179      | 7        | 4%               | 186   |
| WALGREENS 10670  |              | 164      | 22       | 12%              | 186   |
| PLANTATION NURSING & REHAB CENTER                                      |              | 186      |          |                  | 186   |
| ANTHEM LAKES LLC   |              | 151      | 35       | 19%              | 186   |

# COVID-19: testing by laboratory

Data through Feb 5, 2021 verified as of Feb 6, 2021 at 09:25 AM

Data in this report are provisional and subject to change.

The numbers in the table below represent the number of Florida and non-Florida residents for whom test results were received by the Department of Health. A person can be tested by more than one laboratory and can have both positive and negative results. **Therefore, the sum of the numbers in each column will be larger than the total number of people tested.**

| Reporting lab                                      | Inconclusive | Negative | Positive | Percent positive | Total |
|--|--------------|----------|----------|------------------|-------|
| BARTON HEALTH ALLIANCE                             |              | 152      | 34       | 18%              | 186   |
| FINLAY CLINICAL LABORATORY INC                     |              | 36       | 150      | 81%              | 186   |
| INN AT ASTON GARDENS, THE                          |              | 179      | 7        | 4%               | 186   |
| VILLAGES REGIONAL HOSPITAL SURGERY CENTER LLC, THE |              | 147      | 39       | 21%              | 186   |
| ADVENT   |              | 172      | 13       | 7%               | 185   |
| BOCA RATON REHABILITATION CENTER                   | 4            | 178      | 3        | 2%               | 185   |
| WATERMARK LAKE POINTE WOODS LLC                    |              | 167      | 18       | 10%              | 185   |
| DE LUNA HEALTH AND REHABILITATION CENTER           |              | 163      | 22       | 12%              | 185   |
| ST. JAMES BAY HEALTH AND REHABILITATION CENTER     |              | 183      | 1        | 1%               | 184   |
| ARBOR FACILITY INC                                 |              | 184      |          |                  | 184   |
| ADVENT HEALTH CENTRA CARE - WESLEY CHAPEL          |              | 13       | 170      | 93%              | 183   |
| VETERANS AFFAIRS ORLANDO VA MEDICAL CENTER         |              |          | 183      | 100%             | 183   |
| NIGHT LITE PEDIATRICS WINTER GARDEN                |              | 144      | 38       | 21%              | 182   |
| NADAL PEDIATRICS - VICTORIA STREET (3385)          |              | 153      | 28       | 15%              | 181   |
| LA MER NH LLC                                      |              | 177      | 4        | 2%               | 181   |
| PADDOCK RIDGE                                      |              | 177      | 3        | 2%               | 180   |
| BAPTIST HEALTH PRIMARY CARE                        | 1            | 134      | 45       | 25%              | 180   |
| Surrey Place Healthcare and Rehabilitation         |              | 178      | 2        | 1%               | 180   |
| FLORIDA HEALTH CARE PLAN INC                       |              | 2        | 177      | 99%              | 179   |
| PLANT CITY PEDIATRICS                              |              | 151      | 28       | 16%              | 179   |
| MEDIPATH LLC                                       |              | 2        | 176      | 99%              | 178   |
| Heartland Healthcare of Ft. Myers                  | 1            | 176      |          |                  | 177   |
| COLONY CLUB ALF,THE                                |              | 164      | 13       | 7%               | 177   |
| ADVENT HEALTH CENTRA CARE - CARROLLWOOD            |              | 5        | 172      | 97%              | 177   |
| AMELIA MEDICAL CARE                                |              | 31       | 146      | 82%              | 177   |
| Heritage Park Rehabilitation & Healthcare          |              | 159      | 18       | 10%              | 177   |
| DISCOVERY VILLAGE AT NAPLES                        |              | 159      | 17       | 10%              | 176   |
| Emory L Bennett State Veterans Nursing Home        |              | 173      | 3        | 2%               | 176   |
| MEDICAL CONSULTANTS OF FLORIDA LLC                 | 1            | 142      | 33       | 19%              | 176   |
| PINNACLES PEDS CARE PA                             |              | 175      |          |                  | 175   |
| OAKBROOK HEALTH AND REHABILITATION CENTER          | 1            | 160      | 14       | 8%               | 175   |
| CANTERFIELD OF CLAY COUNTY                         |              | 138      | 37       | 21%              | 175   |
| Consulate Health Care of St. Petersburg            |              | 174      | 1        | 1%               | 175   |
| CORAL GABLES NURSING & REHABILITATION CENTER       |              | 166      | 9        | 5%               | 175   |
| The Inn at Sarasota Bay Club                       |              | 172      | 2        | 1%               | 174   |
| The Waterford                                      |              | 172      | 2        | 1%               | 174   |
| ORLANDO HEALTH EMERGENCY DEPARTMENT                |              | 163      | 11       | 6%               | 174   |
| ASTON GARDENS AT PELICAN MARSH                     |              | 169      | 5        | 3%               | 174   |
| GEORGIA DEPARTMENT OF PUBLIC HEALTH                | 1            | 5        | 168      | 97%              | 174   |
| Cross Terrace REhabiitation                        |              | 173      | 1        | 1%               | 174   |
| NO FLORIDA PEDIATRICS, PA                          |              | 150      | 24       | 14%              | 174   |
| HUNT CLUB PEDIATRIC ASSOCIATES, P.A.               |              | 144      | 29       | 17%              | 173   |
| EVENT MED SERVICES LABORATORY                      |              | 170      | 3        | 2%               | 173   |
| ADVENT HEALTH - LAKE NONA                          |              | 148      | 25       | 14%              | 173   |
| UNIVERSITY OF MIAMI                                |              | 48       | 125      | 72%              | 173   |
| PATRIOT MEDICAL LABORATORIES                       |              | 165      | 7        | 4%               | 172   |
| MATHISON RETIREMENT COMMUNITY, INC                 | 1            | 163      | 8        | 5%               | 172   |



# COVID-19: testing by laboratory

Data through Feb 5, 2021 verified as of Feb 6, 2021 at 09:25 AM

Data in this report are provisional and subject to change.

The numbers in the table below represent the number of Florida and non-Florida residents for whom test results were received by the Department of Health. A person can be tested by more than one laboratory and can have both positive and negative results. **Therefore, the sum of the numbers in each column will be larger than the total number of people tested.**

| Reporting lab                                     | Inconclusive | Negative | Positive | Percent positive | Total |
|---|--------------|----------|----------|------------------|-------|
| Concordia Village of Tampa AL                     |              | 168      | 4        | 2%               | 172   |
| AMA MEDICAL GROUP LLC                             |              | 144      | 27       | 16%              | 171   |
| PONTE VEDRA GARDENS                               |              | 169      | 1        | 1%               | 170   |
| ALL SEASONS NAPLES LLC□                           |              | 164      | 5        | 3%               | 169   |
| HOSPITAL FOR SPECIAL SURGERY                      |              | 166      | 3        | 2%               | 169   |
| LCS SANDHILL COVE LLC DBA                         | 6            | 156      | 7        | 4%               | 169   |
| ARTHREX MEDICAL CENTER                            | 1            | 70       | 98       | 58%              | 169   |
| GOOD SAMARITAN SOCIETY OF DELAND                  |              | 159      | 10       | 6%               | 169   |
| ALLSOUTH URGENT CARE                              |              | 6        | 162      | 96%              | 168   |
| VI AT BENTLEY VILLAGE HOME CARE                   |              | 168      |          |                  | 168   |
| PANAMA CITY DEVELOPMENTAL CENTER□                 |              | 168      |          |                  | 168   |
| LAB CORP  | 1            | 94       | 73       | 43%              | 168   |
| ABBOTT DIAGNOSTICS                                |              | 154      | 14       | 8%               | 168   |
| URGENT CARE OF THE PALM BEACHES, NORTH PALM BEACH |              |          | 167      | 100%             | 167   |
| ROSECASTLE OF CITRUS                              |              | 137      | 30       | 18%              | 167   |
| CANTERFIELD OF OCALA, LLC                         |              | 156      | 11       | 7%               | 167   |
| ST ANTHONYS REHABILITATION HOSPITAL               | 9            | 156      | 2        | 1%               | 167   |
| PRIMECARE OF DOTHAN                               |              | 115      | 52       | 31%              | 167   |
| LEESBURG PEDIATRICS                               |              | 151      | 15       | 9%               | 166   |
| ADVENT HEALTH CENTRA CARE - TEMPLE TERRACE        | 1            | 103      | 62       | 37%              | 166   |
| DOCTORS MEMORIAL HOSPITAL                         |              | 44       | 121      | 73%              | 165   |
| MEDICAL CENTER AT OCEAN REEF,THE                  |              | 157      | 8        | 5%               | 165   |
| Sunnyside Nursing Home                            |              | 161      | 3        | 2%               | 164   |
| YOUR FAMILY WALK-IN CLINIC                        |              | 13       | 151      | 92%              | 164   |
| BENDERSON FAMILY SKILLED NURSING AND□             |              | 147      | 17       | 10%              | 164   |
| US MEDICAL CARE, INC                              |              | 146      | 17       | 10%              | 163   |
| BROOKDALE OF SPRING HILL                          | 9            | 153      | 1        | 1%               | 163   |
| VIERA MANOR ASSISTED LIVING RESIDENCE             |              | 156      | 7        | 4%               | 163   |
| TRI COUNTY NURSING HOME                           |              | 162      | 1        | 1%               | 163   |
| OSPREY VILLAGE AT AMELIA ISLAND LTD               |              | 155      | 8        | 5%               | 163   |
| TUSCAN GARDENS OF VENETIA MANAGEMENT COMPANY      |              | 150      | 13       | 8%               | 163   |
| BRADENTON HEALTH CARE                             |              | 163      |          |                  | 163   |
| PALM HARBOR FAMILY PRACTICE & WALK-IN             |              | 117      | 46       | 28%              | 163   |
| QUOTIENT SCIENCES                                 |              | 115      | 47       | 29%              | 162   |
| LAKEVIEW INTERNAL MEDICINE                        |              | 110      | 52       | 32%              | 162   |
| BARKLEY PLACE                                     | 1            | 156      | 4        | 2%               | 161   |
| SANDY PINES                                       | 2            | 141      | 18       | 11%              | 161   |
| SOMERBY LAKE NONA                                 |              | 154      | 7        | 4%               | 161   |
| TUSCAN GARDENS OF PALM COAST                      |              | 157      | 3        | 2%               | 160   |
| GREENBRIAR REHABILITATION AND NURSING CENTER      | 1            | 159      |          |                  | 160   |
| GLADES HEALTH CARE CENTER                         |              | 157      | 3        | 2%               | 160   |
| KEYSTONE REHAB                                    |              | 160      |          |                  | 160   |
| FIRST CHOICE PEDIATRICS SEMORAN                   |              | 80       | 80       | 50%              | 160   |
| EXOSOME DIAGNOSTICS                               | 1            | 141      | 17       | 11%              | 159   |
| MEADOWCREST FAMILY PHYSICIANS                     |              | 97       | 62       | 39%              | 159   |
| ARCADIA HEALTH AND REHABILITATION CENTER          |              | 100      | 59       | 37%              | 159   |
| CAYUGA MEDICAL CENTER AT ITHACA                   |              | 153      | 5        | 3%               | 158   |

# COVID-19: testing by laboratory

Data through Feb 5, 2021 verified as of Feb 6, 2021 at 09:25 AM

Data in this report are provisional and subject to change.

The numbers in the table below represent the number of Florida and non-Florida residents for whom test results were received by the Department of Health. A person can be tested by more than one laboratory and can have both positive and negative results. **Therefore, the sum of the numbers in each column will be larger than the total number of people tested.**

| Reporting lab                                     | Inconclusive | Negative | Positive | Percent positive | Total |
|---|--------------|----------|----------|------------------|-------|
| WUESTHOFF REF LABORATORY                          |              |          | 158      | 100%             | 158   |
| BEACON AT GULF BREEZE, THE                        | 2            | 149      | 7        | 4%               | 158   |
| JACKSONVILLE NURSING AND REHAB CENTER             |              | 151      | 6        | 4%               | 157   |
| WELL HEALTH WORKS                                 | 1            | 137      | 19       | 12%              | 157   |
| ARDEN COURTS OF SEMINOLE                          |              | 121      | 35       | 22%              | 156   |
| TIMBERRIDGE NURSING HOME & REHAB                  |              | 123      | 33       | 21%              | 156   |
| NATURE COAST MEDICAL GROUP                        |              | 68       | 88       | 56%              | 156   |
| Englewood Healthcare and Rehab                    |              | 141      | 15       | 10%              | 156   |
| GUEST HOUSE OCALA, THE                            |              | 153      | 3        | 2%               | 156   |
| COCOA BEACH/ADVENT CENTRA                         |              | 41       | 114      | 74%              | 155   |
| CENTRAL FLORIDA HEALTHCARE GROUP LLC              |              | 134      | 21       | 14%              | 155   |
| LUIS A GHIGLINO MD PA                             |              | 150      | 5        | 3%               | 155   |
| WOODBRIIDGE FACILITY INC                          |              | 151      | 4        | 3%               | 155   |
| THE ARLINGTON OF NAPLES INC.                      |              | 152      | 3        | 2%               | 155   |
| RESTORE HEALTH URGENT CARE                        |              | 90       | 65       | 42%              | 155   |
| ZON BEACHSIDE LLC                                 |              | 128      | 27       | 17%              | 155   |
| EDWARD J HEALEY REHAB & NURSING CENTER            |              | 155      |          |                  | 155   |
| PRUITT HEALTH                                     |              | 153      | 2        | 1%               | 155   |
| STERLING HOUSE OF DELAND                          |              | 154      | 1        | 1%               | 155   |
| HEARTLAND PEDIATRICS OF LAKE PLACID PA            |              | 134      | 20       | 13%              | 154   |
| PENSACOLA PEDIATRICS, PA                          |              | 137      | 17       | 11%              | 154   |
| PALMETTTO FACILITY INC                            | 1            | 153      |          |                  | 154   |
| ARDEN COURTS OF LARGO FL, LLC                     |              | 141      | 13       | 8%               | 154   |
| CITRUS HEALTH AND REHAB                           |              | 128      | 26       | 17%              | 154   |
| DIAMOND RIDGE                                     |              | 147      | 7        | 5%               | 154   |
| GENE BY GENE                                      |              | 61       | 92       | 60%              | 153   |
| MIRACLE HILL NURSING & REHABILITATION CENTER INC  |              | 148      | 5        | 3%               | 153   |
| SOUTH BALDWIN REGIONAL MEDICAL CENTER             |              | 143      | 10       | 7%               | 153   |
| WHITE-WILSON MEDICAL CENTER - FORT WALTON BEACH   |              | 145      | 7        | 5%               | 152   |
| BRIGHTON EGGERT PHARMACY INC                      |              | 147      | 5        | 3%               | 152   |
| FAWCETT MEMORIAL HOSPITAL-LAB                     |              | 39       | 113      | 74%              | 152   |
| PRECISION GENETICS, INC                           |              | 148      | 4        | 3%               | 152   |
| CSL PLASMA  |              | 29       | 123      | 81%              | 152   |
| ADVANCED MEDICAL GROUP                            |              | 1        | 150      | 99%              | 151   |
| DEPARTMENT OF HEALTH BUREAU OF FAMILY             |              | 150      | 1        | 1%               | 151   |
| WIMAUMA COMMUNITY HEALTH CENTER                   |              | 114      | 37       | 25%              | 151   |
| LABORATORY OF FLORIDA                             |              | 97       | 53       | 35%              | 150   |
| DOCTORS MEMORIAL FAMILY PRACTICE                  | 2            | 115      | 33       | 22%              | 150   |
| MID FLORIDA PATHOLOGY LLC MOBILE UNIT #4          |              | 102      | 48       | 32%              | 150   |
| ROSECASTLE OF ZEPHRHILLS                          |              | 148      | 2        | 1%               | 150   |
| Chatham Glen Healthcare and Rehabilitation Center |              | 143      | 6        | 4%               | 149   |
| BAY VUE NURSING AND REHABILITATION CENTER         |              | 139      | 10       | 7%               | 149   |
| BAY COUNTY SHERIFFS OFFICE JAIL FACILITY          |              | 133      | 16       | 11%              | 149   |
| PRECISION HEALTH RESOURCES, LLC                   | 1            | 133      | 15       | 10%              | 149   |
| BROOKDALE DESTIN                                  |              | 136      | 12       | 8%               | 148   |
| NORTH FLORIDA INTERNAL MEDICINE PA                |              | 115      | 33       | 22%              | 148   |
| NEW YORK CITY DEPARTMENT OF HEALTH & MENTAL       |              | 119      | 29       | 20%              | 148   |



# COVID-19: testing by laboratory

Data through Feb 5, 2021 verified as of Feb 6, 2021 at 09:25 AM

Data in this report are provisional and subject to change.

The numbers in the table below represent the number of Florida and non-Florida residents for whom test results were received by the Department of Health. A person can be tested by more than one laboratory and can have both positive and negative results. **Therefore, the sum of the numbers in each column will be larger than the total number of people tested.**

| Reporting lab                                      | Inconclusive | Negative | Positive | Percent positive | Total |
|--|--------------|----------|----------|------------------|-------|
| ANGELS DIAGNOSTIC GROUP                            |              | 119      | 29       | 20%              | 148   |
| GRACE PEDIATRICS                                   |              | 122      | 26       | 18%              | 148   |
| SAMIR EBEID MD                                     |              | 134      | 14       | 9%               | 148   |
| DAIRY ROAD URGENT CARE                             |              | 71       | 77       | 52%              | 148   |
| SUWANNEE VALLEY NURSING CENTER                     |              | 137      | 11       | 7%               | 148   |
| MACCLENNY NURSING AND REHAB                        |              | 131      | 16       | 11%              | 147   |
| GOLD CHOICE SENIOR COMMUNITIES                     |              | 107      | 40       | 27%              | 147   |
| REFUAH HEALTH CENTER LABORATORY                    |              | 140      | 7        | 5%               | 147   |
| SEAGRASS VILLAGE FLEMING ISLAND                    |              | 110      | 36       | 25%              | 146   |
| CLARE BRIDGE ORMOND BEACH                          | 1            | 144      |          |                  | 145   |
| BROOKDALE ORANGE PARK                              |              | 144      | 1        | 1%               | 145   |
| MORSELIFE MEMORY CARE RESIDENCE                    |              | 138      | 7        | 5%               | 145   |
| REGENCY CARE OF BLOUNTSTOWN LLC                    |              | 135      | 10       | 7%               | 145   |
| POINTE, THE  |              | 117      | 27       | 19%              | 144   |
| NCRNC INC  |              | 140      | 4        | 3%               | 144   |
| MOBILE INFIRMARY MED CENTER PATH LAB               |              | 129      | 15       | 10%              | 144   |
| WORKPLACE SCREENING INTELLIGENCE                   |              |          | 143      | 100%             | 143   |
| JEFFERY WEINZWEIG                                  |              | 2        | 141      | 99%              | 143   |
| HUNT CLUB PEDIATRIC ASSOCIATES PA                  |              | 88       | 55       | 38%              | 143   |
| Quail Run Health Care Center                       |              | 143      |          |                  | 143   |
| PALM BEACH COUNTY HEALTH DEPT LAB                  | 4            | 133      | 6        | 4%               | 143   |
| LAKEVIEW TERRACE RETIREMENT COMMUNITY              |              | 125      | 17       | 12%              | 142   |
| SPRINGS AT LAKE POINTE WOODS                       |              | 140      | 2        | 1%               | 142   |
| SUNNY HILLS ALF OF SEBRING INC                     |              | 131      | 11       | 8%               | 142   |
| ADVENTHEALTH CENTRA CARE PONCIANA                  | 1            | 81       | 60       | 42%              | 142   |
| PORT ST LUCIE REHABILITATION AND HEALTHCARE        |              | 98       | 43       | 30%              | 141   |
| CHILDREN MED CARE INC                              |              | 121      | 20       | 14%              | 141   |
| VENICE REGIONAL BAYFRONT HEALTH (PULMONARY)        |              | 126      | 15       | 11%              | 141   |
| NOVARI CARE LLC                                    |              | 97       | 44       | 31%              | 141   |
| WRIGHTS HEALTH CARE AND REHABILITATION CENTER      |              | 111      | 30       | 21%              | 141   |
| UNITED CLINICAL LABORATORIES                       |              | 132      | 9        | 6%               | 141   |
| OAKS OF KISSIMMEE HEALTH AND REHABILITATION CENTER |              | 138      | 3        | 2%               | 141   |
| QUICK CARE MED LLC                                 | 1            | 120      | 20       | 14%              | 141   |
| AFTER HOURS PEDIATRICS INC                         | 1            | 1        | 138      | 99%              | 140   |
| STERLING HOUSE OF PUNTA GORDA                      |              | 139      | 1        | 1%               | 140   |
| ELLENTON PEDIATRICS PA                             |              | 129      | 11       | 8%               | 140   |
| ARDEN COURTS OF TAMPA                              |              | 138      | 1        | 1%               | 139   |
| Gulf Coast Healthcare (Longwood Health and Rehab   |              | 118      | 21       | 15%              | 139   |
| The Crossroads                                     |              | 137      | 1        | 1%               | 138   |
| AMERICAN PATHOLOGY PARTNERS                        |              | 136      | 2        | 1%               | 138   |
| FLORIDA ATLANTIC UNIVERSITY STUDENT HEALTH         |              | 110      | 28       | 20%              | 138   |
| FAMILY EXTENDED CARE OF CENTRAL TAMPA              |              | 121      | 17       | 12%              | 138   |
| PROVIDENCE HOSPITAL LABORATORY                     |              | 130      | 8        | 6%               | 138   |
| PEDIATRICS OF GREATER ORLANDO                      |              | 121      | 16       | 12%              | 137   |
| MILLENNIUM LAB SERVICES                            |              |          | 137      | 100%             | 137   |
| PPC-LAB EDI ORCHARD BI                             |              | 129      | 8        | 6%               | 137   |
| ADVENT HEALTH CENTRA CARE - CITRUS PARK            |              | 9        | 128      | 93%              | 137   |

# COVID-19: testing by laboratory

Data through Feb 5, 2021 verified as of Feb 6, 2021 at 09:25 AM

Data in this report are provisional and subject to change.

The numbers in the table below represent the number of Florida and non-Florida residents for whom test results were received by the Department of Health. A person can be tested by more than one laboratory and can have both positive and negative results. **Therefore, the sum of the numbers in each column will be larger than the total number of people tested.**

| Reporting lab                                   | Inconclusive | Negative | Positive | Percent positive | Total |
|---|--------------|----------|----------|------------------|-------|
| MOBILE MEDICAL ASSOCIATES PL                    | 6            | 106      | 25       | 18%              | 137   |
| FHMG-FLORIDA HOSPITAL MEDICAL GROUP             |              | 115      | 22       | 16%              | 137   |
| ST PETERSBURG PEDIATRICS-EAST BAY               | 1            | 111      | 25       | 18%              | 137   |
| MANOR AT BLUEWATER BAY                          |              | 131      | 6        | 4%               | 137   |
| ADVENT HEALTH CENTRA CARE - DELAND              |              | 28       | 108      | 79%              | 136   |
| SUNCOAST URGENT CARE                            |              | 100      | 36       | 26%              | 136   |
| COASTAL INTERNAL MEDICINE                       |              | 100      | 36       | 26%              | 136   |
| GRAVITY DIAGNOSTICS, LLC                        |              | 36       | 100      | 74%              | 136   |
| ADVENT HEALTH CENTRA CARE - ORANGE CITY         | 1            | 53       | 81       | 60%              | 135   |
| DAYSPRING VILLAGE                               |              | 113      | 22       | 16%              | 135   |
| LONGWOOD HEALTH AND REHABILITATION CENTER       |              | 125      | 10       | 7%               | 135   |
| BAY EDUCATORS WELLNESS CENTER                   |              | 82       | 53       | 39%              | 135   |
| IRL MARKET LAB ALACHUA                          |              | 104      | 31       | 23%              | 135   |
| PEDIATRIC CARE CENTER                           |              | 135      |          |                  | 135   |
| HIALEAH SHORES NURSING AND REHAB CENTER         |              | 127      | 8        | 6%               | 135   |
| LabCorp L#09258090 M#09258105                   |              | 74       | 60       | 45%              | 134   |
| PHYSICIANS REGIONAL MEDICAL CENTER - PINE RIDGE |              | 19       | 115      | 86%              | 134   |
| ARDEN COURTS OF DELRAY BEACH FL LLC             | 3            | 126      | 5        | 4%               | 134   |
| CROSSWINDS HEALTH AND REHABILITATION CENTER     |              | 133      | 1        | 1%               | 134   |
| ADVANCED MEDICAL CENTER                         |              | 86       | 48       | 36%              | 134   |
| POMPANO REHABILITATION AND NURSING CTR          |              | 133      |          |                  | 133   |
| Hampton Court Nursing and Rehabilitation Center |              | 131      | 2        | 2%               | 133   |
| SONATA COCONUT CREEK                            | 2            | 108      | 23       | 17%              | 133   |
| FORT WALTON REHABILITATION CENTER               |              | 96       | 37       | 28%              | 133   |
| FARAH MEDICAL                                   |              | 123      | 10       | 8%               | 133   |
| THE REHABILITATION CENTER OF LAKE CITY          |              | 127      | 5        | 4%               | 132   |
| WEDGEWOOD HEALTHCARE CENTER                     |              | 92       | 40       | 30%              | 132   |
| DOCTOR'S IN HOUSE LABORATORY                    |              | 18       | 114      | 86%              | 132   |
| GRAVITY DIAGNOSTICS                             |              | 45       | 87       | 66%              | 132   |
| THE WELLNESS CENTER AT LAKEWOOD RANCH           |              | 43       | 88       | 67%              | 131   |
| GULF COAST MEDICAL CENTER                       |              | 128      | 3        | 2%               | 131   |
| INTEGRATED REGIONAL LABORATORIES                |              | 119      | 12       | 9%               | 131   |
| WALGREENS 6221                                  |              | 116      | 15       | 11%              | 131   |
| ALTAMONTE MD                                    |              |          | 130      | 100%             | 130   |
| CENTRACARE                                      |              | 17       | 113      | 87%              | 130   |
| MY HEALTHY BLUEPRINT BY BAPTIST HEALTH CARE     |              | 104      | 26       | 20%              | 130   |
| HOLISTIC PEDIATRICS GROUP LLC                   |              | 112      | 18       | 14%              | 130   |
| CHEEK AND SCOTT DRUGS INC                       |              | 106      | 23       | 18%              | 129   |
| CRANE CENTER                                    |              | 98       | 31       | 24%              | 129   |
| BMHSI-AEL MICROBIOLOGY LABORATORY               | 2            | 102      | 25       | 19%              | 129   |
| VILLAGE PLACE NH LLC                            |              | 105      | 24       | 19%              | 129   |
| ALL FLORIDA FAMILY AND SPORTS MEDICINE          |              | 111      | 17       | 13%              | 128   |
| SOUTH CAMPUS FACILITY INC                       |              | 122      | 6        | 5%               | 128   |
| TRI-COUNTY NURSING HOME                         |              | 117      | 11       | 9%               | 128   |
| DOLPHIN POINTE HEALTH CARE LLC                  |              | 109      | 18       | 14%              | 127   |
| BROOKDALE LAKE TAVARES                          |              | 124      | 3        | 2%               | 127   |
| GESSLER CLINIC PA                               |              | 98       | 29       | 23%              | 127   |

# COVID-19: testing by laboratory

Data through Feb 5, 2021 verified as of Feb 6, 2021 at 09:25 AM

Data in this report are provisional and subject to change.

The numbers in the table below represent the number of Florida and non-Florida residents for whom test results were received by the Department of Health. A person can be tested by more than one laboratory and can have both positive and negative results. **Therefore, the sum of the numbers in each column will be larger than the total number of people tested.**

| Reporting lab                                     | Inconclusive | Negative | Positive | Percent positive | Total |
|---|--------------|----------|----------|------------------|-------|
| CHARTER SENIOR LIVING OF PANAMA CITY BEACH        |              | 106      | 21       | 17%              | 127   |
| SHOAL CREEK REHABILITATION CENTER                 |              | 85       | 42       | 33%              | 127   |
| REGENCY PARK                                      |              | 109      | 18       | 14%              | 127   |
| CORE BIO LABS                                     |              | 76       | 51       | 40%              | 127   |
| CLARE BRIDGE OF SARASOTA                          |              | 125      | 1        | 1%               | 126   |
| FLORIDA DEPARTMENT OF HEALTH IN TAYLOR COUNTY     | 1            | 87       | 38       | 30%              | 126   |
| HILLSBOROUGH COUNTY DEVELOPMENTAL CTR□            | 1            | 117      | 8        | 6%               | 126   |
| ADVENTHEALTH HOSPICE CARE CENTRAL FLORIDA         |              | 126      |          |                  | 126   |
| LIFE CARE CENTER OF ALTAMONTE SPRINGS             |              | 102      | 24       | 19%              | 126   |
| KINDRED HOSPITAL THE PALM BEACHES                 |              | 121      | 5        | 4%               | 126   |
| Nemours Children's Urgent Care                    |              | 80       | 46       | 37%              | 126   |
| DESOTO PALMS ALF                                  |              | 121      | 5        | 4%               | 126   |
| PALMS MEDICAL GROUP HIGH SPRINGS                  |              | 103      | 23       | 18%              | 126   |
| CARENOW URGENT CARE - LAKE MARY                   |              |          | 125      | 100%             | 125   |
| 220 GOLDEN, LLC                                   | 1            | 109      | 15       | 12%              | 125   |
| FLAGLER COUNTY DETENTION CENTER                   |              | 122      | 3        | 2%               | 125   |
| FOUNTAIN INN NURSING & REHABILITATION CTR, INC    |              | 119      | 6        | 5%               | 125   |
| VIPEDIATRICS PLLC                                 |              | 114      | 10       | 8%               | 124   |
| ARBOR GLEN AT ARBOR TRACE                         | 2            | 113      | 9        | 7%               | 124   |
| THE CLUB AND REHABILITATION CENTER                |              | 123      | 1        | 1%               | 124   |
| MANOR CARE OF PALM HARBOR                         |              | 123      | 1        | 1%               | 124   |
| MV MEDICAL PRACTICE DBA PRIMARY URGENT CARE       |              | 117      | 7        | 6%               | 124   |
| QUEENS HOSPITAL CENTER                            |              | 116      | 7        | 6%               | 123   |
| RITECARE MEDICAL CENTER                           |              | 75       | 48       | 39%              | 123   |
| Signature healthcare of Jacksonville              |              | 118      | 5        | 4%               | 123   |
| ISLAND HEALTH AND REHABILITATION CENTER           |              | 122      | 1        | 1%               | 123   |
| PALM BEACH COUNTY FIREFIGHTERS HEALTH CLINIC, LLC |              | 96       | 27       | 22%              | 123   |
| WESLEY HAVEN VILLA                                | 1            | 113      | 8        | 7%               | 122   |
| STEWART MEDICAL GROUP                             |              | 34       | 88       | 72%              | 122   |
| SUMMERFIELD EMERGENCY ROOM                        |              | 95       | 27       | 22%              | 122   |
| ADVENT HEALTH CENTRA CARE - BRANDON               |              | 31       | 91       | 75%              | 122   |
| TUSCAN ISLE CHAMPIONSGATE OP CO LLC               |              | 120      | 2        | 2%               | 122   |
| COQUINA CENTER                                    |              | 119      | 3        | 2%               | 122   |
| SEA PINES REHABILITATION HOSPITAL                 |              | 120      | 1        | 1%               | 121   |
| PARKVIEW HEALTH                                   |              | 121      |          |                  | 121   |
| Lakeside Nursing and Rehabilitation Center        | 1            | 95       | 25       | 21%              | 121   |
| SEAVIEW NURSING AND REHABILITATION CENTER         |              | 120      | 1        | 1%               | 121   |
| HAWKINS FAMILY MEDICINE LLC                       |              | 78       | 43       | 36%              | 121   |
| SOUTHLAND SUITES OF ORMOND BEACH                  | 4            | 116      |          |                  | 120   |
| FOUNTAINS OF HOPE LLC, THE                        |              | 119      | 1        | 1%               | 120   |
| MEYER PEDIATRICS                                  |              | 107      | 13       | 11%              | 120   |
| URGENT CARE TCMA                                  |              |          | 120      | 100%             | 120   |
| PROVISTA DIAGNOSTICS, INC                         |              | 117      | 3        | 3%               | 120   |
| CLINICA HISPANA                                   |              | 1        | 118      | 99%              | 119   |
| SURREY PLACE CARE CENTER                          |              | 113      | 6        | 5%               | 119   |
| BOSTON RED SOX CLUB LP                            |              | 117      | 2        | 2%               | 119   |
| WILLOW BROOKE COURT AT AZALEA TRACE               |              | 119      |          |                  | 119   |

# COVID-19: testing by laboratory

Data through Feb 5, 2021 verified as of Feb 6, 2021 at 09:25 AM

Data in this report are provisional and subject to change.

The numbers in the table below represent the number of Florida and non-Florida residents for whom test results were received by the Department of Health. A person can be tested by more than one laboratory and can have both positive and negative results. **Therefore, the sum of the numbers in each column will be larger than the total number of people tested.**

| Reporting lab                                     | Inconclusive | Negative | Positive | Percent positive | Total |
|---|--------------|----------|----------|------------------|-------|
| PALMS FACILITY INC                                |              | 104      | 15       | 13%              | 119   |
| MATHISON RETIREMENT COMMUNITY                     |              | 114      | 5        | 4%               | 119   |
| ADVENT HEALTH - DELTONA ER                        |              | 85       | 34       | 29%              | 119   |
| FLORIDA DEPARTMENT OF HEALTH IN LAKE COUNTY       | 1            | 76       | 41       | 35%              | 118   |
| PEDIATRIC SPECIALISTS MEDICAL GROUP☐              | 1            | 107      | 10       | 8%               | 118   |
| RDX BIOSCIENCE                                    |              | 60       | 58       | 49%              | 118   |
| COASTAL HEALTH AND REHAB                          |              | 110      | 8        | 7%               | 118   |
| CARENOW LAKE MARY                                 |              |          | 118      | 100%             | 118   |
| Avante at Melbourne                               |              | 116      | 1        | 1%               | 117   |
| NEIGHBORHOOD MEDICAL CENTER                       |              | 112      | 5        | 4%               | 117   |
| BELVEDERE COMMONS OF FORT WALTON BEACH            |              | 107      | 10       | 9%               | 117   |
| SONATA DELRAY BEACH                               |              | 109      | 8        | 7%               | 117   |
| MINUTECLINIC DIAGNOSTIC OF RHODE ISLAND, LLC #729 |              | 113      | 4        | 3%               | 117   |
| SUNY UPSTATE MEDICAL UNIVERSITY                   |              | 110      | 6        | 5%               | 116   |
| WINDERMERE MEDICAL CENTER                         |              | 112      | 4        | 3%               | 116   |
| RDV SPORTSPLEX PEDIATRICS                         |              | 96       | 20       | 17%              | 116   |
| DB MD   |              | 104      | 12       | 10%              | 116   |
| LEE COUNTY SCHOOL DISTRICT                        | 1            | 108      | 7        | 6%               | 116   |
| FINNISH AMERICAN REST HOME-ALF                    |              | 114      | 2        | 2%               | 116   |
| TGH URGENT CARE – SEMINOLE                        |              |          | 116      | 100%             | 116   |
| BROOKDALE FORT MYERS THE COLONY                   |              | 112      | 4        | 3%               | 116   |
| IQBAL A FARUQUI MD☐                               |              | 86       | 29       | 25%              | 115   |
| HARBORCHASE OF VERO BEACH                         |              | 100      | 15       | 13%              | 115   |
| WILLOWBROOKE COURT AT ST ANDREWS ESTATES          |              | 110      | 5        | 4%               | 115   |
| SUNFLOWER SPRINGS ASSISTED LIVING                 |              | 105      | 10       | 9%               | 115   |
| MILLER BIOCONNECT                                 |              | 95       | 19       | 17%              | 114   |
| PHYSICIAN PARTNERS PERRY                          |              | 54       | 60       | 53%              | 114   |
| VENICE REGIONAL MEDICAL CENTER BAYFRONT HEALTH    |              | 53       | 61       | 54%              | 114   |
| PSL NAPLES BH OPERATIONS, LLC                     |              | 114      |          |                  | 114   |
| DIAGNOSTIC LABORATORY OF OKLAHOMA                 |              | 91       | 23       | 20%              | 114   |
| VILLAGE PEDIATRICS LLC                            |              | 91       | 23       | 20%              | 114   |
| VILLA MARIA WEST SKILLED NURSING FACILITY         |              | 106      | 7        | 6%               | 113   |
| TIFFANY HALL NURSING AND REHAB CENTER             |              | 104      | 9        | 8%               | 113   |
| HOSPICE OF ST FRANCIS INC☐                        |              | 109      | 4        | 4%               | 113   |
| SEASIDE HEALTH AND REHABILITATION CENTER          |              | 56       | 57       | 50%              | 113   |
| CABANA AT JENSEN DUNES, THE                       |              | 110      | 3        | 3%               | 113   |
| WEST COAST FAMILY MEDICAL CARE                    |              | 85       | 27       | 24%              | 112   |
| TREASURE COAST MEDICAL ASSOCIATES                 |              | 4        | 108      | 96%              | 112   |
| RESEARCH CENTERS OF AMERICA, LLC                  |              | 91       | 21       | 19%              | 112   |
| MAINSTREAM DIAGNOSTIC LABORATORY LLC              |              | 97       | 15       | 13%              | 112   |
| NORTH FL SOUTH GA HCS-MALCOM RANDALL VAMC         |              |          | 112      | 100%             | 112   |
| NO FLORIDA PEDIATRICS, PA - BRADFORD              |              | 95       | 17       | 15%              | 112   |
| ISLAND URGENT CARE PLLC DBA AFC URGENT CARE       |              | 111      | 1        | 1%               | 112   |
| HIGHLANDS URGENT CARE                             |              |          | 112      | 100%             | 112   |
| ARDEN COURTS OF FORT MYERS                        |              | 109      | 3        | 3%               | 112   |
| ALLIED HEALTH FORT PIERCE                         |              | 112      |          |                  | 112   |
| BROOKDALE COLONIAL PARK                           | 2            | 109      | 1        | 1%               | 112   |

# COVID-19: testing by laboratory

Data through Feb 5, 2021 verified as of Feb 6, 2021 at 09:25 AM

Data in this report are provisional and subject to change.

The numbers in the table below represent the number of Florida and non-Florida residents for whom test results were received by the Department of Health. A person can be tested by more than one laboratory and can have both positive and negative results. **Therefore, the sum of the numbers in each column will be larger than the total number of people tested.**

| Reporting lab                                     | Inconclusive | Negative | Positive | Percent positive | Total |
|---|--------------|----------|----------|------------------|-------|
| KINDRED HOSPITAL-BAY AREA-ST PETERSBURG LAB       | 1            | 105      | 6        | 5%               | 112   |
| BROWARD HEALTH CORAL SPRINGS EPIDEMIOLOGY DEPT    |              | 1        | 110      | 99%              | 111   |
| PROMPT CARE OF CENTRAL FLORIDA                    |              |          | 111      | 100%             | 111   |
| CLEARWATER STATMED QUICK QUALITY CLINICS          |              | 37       | 74       | 67%              | 111   |
| AMERICAN HOUSE-BONITA SPRINGS□                    |              | 110      | 1        | 1%               | 111   |
| ELAN BUENA VISTA                                  |              | 95       | 15       | 14%              | 110   |
| FLORIDA HEALTH CARE PLANS INC                     |              | 1        | 109      | 99%              | 110   |
| SH HERON EAST LLC□                                |              | 100      | 10       | 9%               | 110   |
| FAWCETT MEMORIAL HOSPITAL LABORATORY              |              |          | 110      | 100%             | 110   |
| NAVARRE GARDENS LLC                               |              | 85       | 25       | 23%              | 110   |
| LAKE HOUSE ASSISTED LIVING                        |              | 93       | 17       | 15%              | 110   |
| CHERRY OAK PALM BEACH COUNTY                      |              | 104      | 6        | 5%               | 110   |
| SONNIS PEDIATRICS PA                              |              | 98       | 12       | 11%              | 110   |
| MIAMI VA HEALTHCARE SYSTEM                        |              |          | 109      | 100%             | 109   |
| Courtyards of Orlando Care Center                 |              | 101      | 8        | 7%               | 109   |
| MG PORT CHARLOTTE II SUBTENANT LLC                |              | 98       | 11       | 10%              | 109   |
| MIDWAY PRIMARY CARE, LLC                          |              | 79       | 30       | 28%              | 109   |
| HOBDARI FAMILY HEALTH LLC□                        |              | 76       | 33       | 30%              | 109   |
| PHYSICIANS REGIONAL CLINIC                        |              | 82       | 27       | 25%              | 109   |
| MONTEFIORE MEDICAL CENTER LABORATORIES - MOSES    |              | 99       | 9        | 8%               | 108   |
| EVANS HEALTH CARE                                 |              | 106      | 2        | 2%               | 108   |
| PANAMA PHARMACY                                   | 3            | 88       | 17       | 16%              | 108   |
| GRAND OAKS HEALTH & REHABILITATION                |              | 106      | 1        | 1%               | 107   |
| BAY VIEW HEALTHCARE                               |              | 85       | 22       | 21%              | 107   |
| THE COURTYARD ASSISTED LIVING                     |              | 103      | 4        | 4%               | 107   |
| WINDSOR OF LAKEWOOD RANCH,THE                     |              | 106      | 1        | 1%               | 107   |
| CITRUS MEMORIAL HOSPITAL                          |              |          | 107      | 100%             | 107   |
| BROOKDALE JENSEN BEACH□                           |              | 103      | 3        | 3%               | 106   |
| BROOKDALE CAPE CORAL                              |              | 106      |          |                  | 106   |
| Sandy Ridge Center for Rehabilitation and Healing |              | 85       | 21       | 20%              | 106   |
| HEART OF FLORIDA REGIONAL MED CTR                 |              | 35       | 71       | 67%              | 106   |
| TGH URGENT CARE - TYRONE                          |              | 2        | 104      | 98%              | 106   |
| MINUTECLINIC LLC #4987                            |              | 92       | 14       | 13%              | 106   |
| VITAS HEALTHCARE CORPORATION OF FLORIDA           |              | 103      | 3        | 3%               | 106   |
| MEDICAL CONSULTANTS OF FLORIDA DBA                | 1            | 90       | 14       | 13%              | 105   |
| SMILEY MEDICAL GROUP                              |              | 77       | 28       | 27%              | 105   |
| EAST NEW YORK DIAGNOSTIC AND TREATMENT            |              | 99       | 5        | 5%               | 104   |
| NORTH FLORIDA EVALUATION AND TREATMENT CENTER     | 2            | 97       | 5        | 5%               | 104   |
| NADAL PEDIATRICS                                  |              | 86       | 18       | 17%              | 104   |
| ADVENTHEALTH MEDICAL GROUP FAMILY MEDICINE AT     |              | 82       | 22       | 21%              | 104   |
| GRANDE, THE□                                      | 2            | 98       | 4        | 4%               | 104   |
| UNIVERSITY MEDICAL CENTER SUITES                  |              | 91       | 13       | 13%              | 104   |
| JACKSONVILLE UNIVERSITY                           |              | 95       | 9        | 9%               | 104   |
| VISTA MANOR                                       |              | 92       | 12       | 12%              | 104   |
| MD 365 MEDICAL CARE                               |              | 102      | 1        | 1%               | 103   |
| PREDICTIVE LABORATORIES, INC                      | 1            | 90       | 12       | 12%              | 103   |
| NAVY HOSPITAL                                     |              |          | 103      | 100%             | 103   |



# COVID-19: testing by laboratory

Data through Feb 5, 2021 verified as of Feb 6, 2021 at 09:25 AM

Data in this report are provisional and subject to change.

The numbers in the table below represent the number of Florida and non-Florida residents for whom test results were received by the Department of Health. A person can be tested by more than one laboratory and can have both positive and negative results. **Therefore, the sum of the numbers in each column will be larger than the total number of people tested.**

| Reporting lab                               | Inconclusive | Negative | Positive | Percent positive | Total |
|---|--------------|----------|----------|------------------|-------|
| MEDICATION ROOMS-CSU/CI NURSE STATION       | 1            | 94       | 8        | 8%               | 103   |
| THREE OAKS PHARMACY INC                     |              | 94       | 8        | 8%               | 102   |
| UNIVERSITY HEALTH SYSTEM INC                |              | 92       | 10       | 10%              | 102   |
| WHITE WILSON MEDICAL CENTER IMMEDIATE CARE  |              | 9        | 93       | 91%              | 102   |
| CCS - PAUL REIN DETENTION FACILITY          |              | 75       | 27       | 26%              | 102   |
| WESTWOOD NURSING & REHAB                    |              | 68       | 33       | 33%              | 101   |
| SUMMIT MEDICAL GROUP                        |              | 92       | 9        | 9%               | 101   |
| FAMILY MEDICAL CARE OF PALM BEACH           |              | 41       | 60       | 59%              | 101   |
| WALTON PLACE                                |              | 101      |          |                  | 101   |
| QUICK CARE MED PL CR                        |              | 80       | 21       | 21%              | 101   |
| LODGE HEALTH AND REHABILITATION CENTER, THE |              | 69       | 31       | 31%              | 100   |
| JACKSON COUNTY HEALTH DEPARTMENT            |              | 64       | 36       | 36%              | 100   |
| Consulate Health Care of Port Charlotte     |              | 98       | 2        | 2%               | 100   |
| TRADITION MEDICAL CENTER LABORATORY         |              | 48       | 52       | 52%              | 100   |
| North Lake Care Center                      |              | 99       | 1        | 1%               | 100   |
| SOLARIS SENIOR LIVING OF MERRITT ISLAND     |              | 97       | 3        | 3%               | 100   |
| CENTRAL FLORIDA HEALTH CARE                 |              | 47       | 52       | 53%              | 99    |
| BIODESIX, INC.                              |              | 73       | 25       | 26%              | 98    |
| DOUGLAS T JACOBSON STATE VETERANS HOME      |              | 98       |          |                  | 98    |
| PINELLAS CARE CENTER                        |              | 71       | 27       | 28%              | 98    |
| SOUTH BALDWIN MEDICAL CENTER GULF SHORES    |              | 77       | 21       | 21%              | 98    |
| PLAZA OF HALLANDALE BEACH                   |              | 98       |          |                  | 98    |
| FLORIDA COMMUNITY HEALTH CENTERS INC        |              |          | 98       | 100%             | 98    |
| CLARE BRIDGE OF CAPE CORAL                  | 1            | 97       |          |                  | 98    |
| CHARLES CROFT MD                            | 1            | 96       | 1        | 1%               | 98    |
| GLOBAL CENTRAL LABS AT PPD                  | 2            | 88       | 8        | 8%               | 98    |
| SEMINOLE COUNTY HEALTH DEPARTMENT           |              | 79       | 19       | 19%              | 98    |
| IMA MEDICAL GROUP                           |              | 50       | 48       | 49%              | 98    |
| URINEGOODHANDS LLC                          |              | 96       | 2        | 2%               | 98    |
| MAGNOLIA MEDICAL CLINIC                     |              | 11       | 87       | 89%              | 98    |
| JUNO DERMATOLOGY LLC                        |              | 87       | 11       | 11%              | 98    |
| WHITE PLAINS HOSPITAL CENTER LAB            |              | 93       | 4        | 4%               | 97    |
| HEALTH CENTERS AT BRENTWOOD                 |              | 96       | 1        | 1%               | 97    |
| WELLOW URGENT CARE PC                       |              | 97       |          |                  | 97    |
| LATE HOURS URGENT CARE                      |              | 58       | 39       | 40%              | 97    |
| MED COMP SCIENCES                           |              | 1        | 96       | 99%              | 97    |
| CITY OF PORT SAINT LUCIE                    |              | 90       | 7        | 7%               | 97    |
| WESTCHESTER MEDICAL CENTER                  |              | 93       | 3        | 3%               | 96    |
| LAKE REGIONAL URGENT CARE                   |              | 4        | 92       | 96%              | 96    |
| GENOSUR LLC                                 |              | 92       | 4        | 4%               | 96    |
| LANDMARK, THE                               |              | 48       | 48       | 50%              | 96    |
| HEALTH CENTRAL CLINICAL LABORATORY          |              | 91       | 5        | 5%               | 96    |
| PEDIATRIC ASSOCIATES ORLANDO                |              | 82       | 14       | 15%              | 96    |
| BAYSHORE MEMORY CARE                        |              | 96       |          |                  | 96    |
| MARKET STREET VIERA                         |              | 95       | 1        | 1%               | 96    |
| THE TERRACE OF KISSIMMEE                    |              | 80       | 15       | 16%              | 95    |
| MY CLINICAL LAB INC                         |              | 17       | 78       | 82%              | 95    |



# COVID-19: testing by laboratory

Data through Feb 5, 2021 verified as of Feb 6, 2021 at 09:25 AM

Data in this report are provisional and subject to change.

The numbers in the table below represent the number of Florida and non-Florida residents for whom test results were received by the Department of Health. A person can be tested by more than one laboratory and can have both positive and negative results. **Therefore, the sum of the numbers in each column will be larger than the total number of people tested.**

| Reporting lab  | Inconclusive | Negative | Positive | Percent positive | Total |
|--|--------------|----------|----------|------------------|-------|
| DEVANSH LAB WERKS INC                                |              | 79       | 16       | 17%              | 95    |
| JPR URGENT MEDICAL CARE                              |              | 95       |          |                  | 95    |
| SIGNATURE HEALTHCARE OF PORT CHARLOTTE               |              | 88       | 7        | 7%               | 95    |
| ARBOR TRAIL  |              | 77       | 18       | 19%              | 95    |
| CROSS CITY REHABILITATION AND HEALTH CARE CENTER     |              | 72       | 23       | 24%              | 95    |
| MACADAMS HOME HEALTH AGENCY                          |              | 94       | 1        | 1%               | 95    |
| PEDIATRIC CARE CENTER- JACKSONVILLE BEACH            |              | 67       | 28       | 29%              | 95    |
| APLS SERVICES LLC D/B/A CLEAR DIAGNOSTICS            | 9            | 86       |          |                  | 95    |
| CLEVELAND CLINIC FOUNDATION                          |              | 12       | 83       | 87%              | 95    |
| ST MARK ASSISTED LIVING CENTER                       | 1            | 82       | 11       | 12%              | 94    |
| AYERS HEALTH & REHABILITATION CENTER                 |              | 90       | 4        | 4%               | 94    |
| HOSPICE OF THE TREASURE COAST                        |              | 91       | 3        | 3%               | 94    |
| J FRANK AVEY MD                                      |              | 75       | 19       | 20%              | 94    |
| DIAGNOSTIC SOLUTIONS                                 |              | 3        | 91       | 97%              | 94    |
| PICH KTM CORP DBA MEDTOWN PHARMACY                   |              | 79       | 15       | 16%              | 94    |
| SEMINOLE SPORTS AND FAMILY MEDICINE                  |              | 84       | 10       | 11%              | 94    |
| VILLAS OF HOLLY BROOK - BRADENTON 14TH               |              | 93       |          |                  | 93    |
| ADVENTHEALTH MEDICAL GROUP PRIMARY CARE              |              | 89       | 4        | 4%               | 93    |
| KINDRED HOSPITAL MELBOURNE                           | 1            | 90       | 2        | 2%               | 93    |
| CONSULATE HEALTH CARE OF SARASOTA                    | 1            | 92       |          |                  | 93    |
| VIERA HOSPITAL                                       |              |          | 93       | 100%             | 93    |
| DOS OF NORTH SHORES NURSING & REHAB CENTER           |              | 93       |          |                  | 93    |
| AMERICAN FAMILY MEDICAL LLC                          |              | 58       | 35       | 38%              | 93    |
| Mt Sinai Aventura                                    |              |          | 92       | 100%             | 92    |
| WHITE WILSON MEDICAL CENTER PA - NAVARRE             |              | 13       | 79       | 86%              | 92    |
| Flagler Health and Rehabilitation                    |              | 91       | 1        | 1%               | 92    |
| HOSPICE OF THE EMERALD COAST INC - PANAMA CITY       | 2            | 85       | 5        | 5%               | 92    |
| HURLBURT FIELD CLINIC                                |              | 39       | 53       | 58%              | 92    |
| Cross Landings Health and Rehabilitation             |              | 91       | 1        | 1%               | 92    |
| PINELLAS COUNTY JAIL                                 |              |          | 92       | 100%             | 92    |
| ORLANDO LUTHERAN TOWERS ASSISTED LIVING              |              | 92       |          |                  | 92    |
| ISLAND DOCTORS                                       |              | 10       | 81       | 89%              | 91    |
| ADVENT HEALTH CENTRA CARE - WATERMAN                 |              | 78       | 13       | 14%              | 91    |
| KORGENE LAB  | 1            | 23       | 67       | 74%              | 91    |
| RIDGEWOOD DIAGNOSTIC LABORATORY                      |              | 87       | 4        | 4%               | 91    |
| EMBRY RIDDLE AERONAUTICAL UNIVERSITY HEALTH SERVICES |              | 1        | 90       | 99%              | 91    |
| HERON CLUB AT PRESTANCIA                             |              | 89       | 2        | 2%               | 91    |
| CITRUS MEMORIAL HEALTH SYSTEM LAB                    |              | 2        | 89       | 98%              | 91    |
| JUPITER MEDICAL CENTER URGENT CARE - STUART          |              | 62       | 29       | 32%              | 91    |
| QPS, LLC   |              | 87       | 3        | 3%               | 90    |
| KALEIDA HEALTH CENTER FOR LABORATORY                 |              | 84       | 6        | 7%               | 90    |
| MAGNOLIA DIAGNOSTIC                                  |              | 2        | 88       | 98%              | 90    |
| PROFESSIONAL URGENT CARE SERVICES                    |              | 62       | 28       | 31%              | 90    |
| KEYS MEDICAL GROUP                                   |              |          | 90       | 100%             | 90    |
| ROHR HOME  |              | 86       | 3        | 3%               | 89    |
| MIAMI BEACH COMMUNITY HEALTH CENTER                  |              | 1        | 88       | 99%              | 89    |
| CRYSTAL RIVER HEALTH & REHAB                         |              | 89       |          |                  | 89    |

# COVID-19: testing by laboratory

Data through Feb 5, 2021 verified as of Feb 6, 2021 at 09:25 AM

Data in this report are provisional and subject to change.

The numbers in the table below represent the number of Florida and non-Florida residents for whom test results were received by the Department of Health. A person can be tested by more than one laboratory and can have both positive and negative results. **Therefore, the sum of the numbers in each column will be larger than the total number of people tested.**

| Reporting lab                                    | Inconclusive | Negative | Positive | Percent positive | Total |
|--|--------------|----------|----------|------------------|-------|
| FLAGLER COLLEGE HEALTH SERVICES                  |              | 63       | 26       | 29%              | 89    |
| HARBORCHASE OF NAPLES                            |              | 76       | 13       | 15%              | 89    |
| FREEDOM INN AT TARPON SPRINGS                    |              | 81       | 7        | 8%               | 88    |
| BROOKDALE PENSACOLA                              |              | 87       | 1        | 1%               | 88    |
| GOVERNOR’S CREEK HEALTH & REHABILITATION         |              | 87       | 1        | 1%               | 88    |
| MARTIN ACQUISITION 1 LLC DBA                     |              | 75       | 13       | 15%              | 88    |
| CAREMOUNT MEDICAL - PATHOLOGY                    |              | 85       | 3        | 3%               | 88    |
| FIRSTCARE CLINIC                                 |              | 40       | 48       | 55%              | 88    |
| AVERO DIAGNOSTICS                                |              | 64       | 24       | 27%              | 88    |
| LIFE BRITE                                       |              | 72       | 15       | 17%              | 87    |
| LAKE GIBSON VILLAGE, LLC                         |              | 84       | 3        | 3%               | 87    |
| PACIFIC ANALYTICS                                |              |          | 87       | 100%             | 87    |
| PENNSYLVANIA DEPT OF HEALTH                      |              | 20       | 67       | 77%              | 87    |
| JOHN KNOX VILLAGE OF FLORIDA ALF                 | 1            | 83       | 3        | 3%               | 87    |
| BRANDON HEALTH AND REHABILITATION CENTER         | 1            | 85       | 1        | 1%               | 87    |
| ADVENT HEALTH - PALM HARBOR ER                   |              | 64       | 23       | 26%              | 87    |
| PRIME HEALTH OF NORTH PORT LLC                   |              | 79       | 8        | 9%               | 87    |
| NORTH FLORIDA SPINE AND WELLNESS                 |              | 67       | 20       | 23%              | 87    |
| Peninsula Care and Rehab                         |              | 74       | 12       | 14%              | 86    |
| PENSACOLA DEVELOPMENTAL CENTER                   |              | 67       | 19       | 22%              | 86    |
| NAPHCARE, INC AT MANATEE COUNTY JAIL             |              | 61       | 25       | 29%              | 86    |
| The Ponce Therapy Care Center                    |              | 82       | 4        | 5%               | 86    |
| BAHIA OAKS LODGE                                 |              | 84       | 2        | 2%               | 86    |
| The Grove Health and Rehabilitation              |              | 63       | 23       | 27%              | 86    |
| DISCOVERY VILLAGE AT THE FORUM                   |              | 86       |          |                  | 86    |
| Centre Pointe Health and Rehabilitation Center   |              | 75       | 11       | 13%              | 86    |
| PEDIATRICS IN BREVARD PA- ROCKLEDGE              |              | 54       | 31       | 36%              | 85    |
| SOUTH GEORGIA MEDICAL CENTER                     |              | 48       | 37       | 44%              | 85    |
| MIAMI SHORES NURSING & REHAB                     |              | 85       |          |                  | 85    |
| W. FRANK WELLS NURSING HOME                      |              | 84       | 1        | 1%               | 85    |
| ALTERNATIVE LIVING, INC DBA TWIN CITIES PAVILION |              | 83       | 2        | 2%               | 85    |
| NSPIRE HEALTHCARE TAMARAC                        |              | 80       | 5        | 6%               | 85    |
| East Bay Rehabilitation Center                   |              | 51       | 34       | 40%              | 85    |
| LECONTE MEDICAL CENTER LAB                       |              | 67       | 18       | 21%              | 85    |
| ELMCROFT OF BELLA VITA☐                          |              | 76       | 8        | 10%              | 84    |
| CLYDE E LASSEN STATE VETERANS NURSING HOME       |              | 59       | 25       | 30%              | 84    |
| HEALTHPOINT MED GRP OF THE EMERALD COAST LLC     |              | 62       | 22       | 26%              | 84    |
| SEVEN HILLS HEALTH AND REHABILITATION CENTER     |              | 68       | 16       | 19%              | 84    |
| NITE LITE PEDIATRICS – JACKSONVILLE              |              | 76       | 8        | 10%              | 84    |
| STUART LODGE LIVING LLC                          |              | 61       | 23       | 27%              | 84    |
| PINES OF SARASOTA GARDEN                         |              | 84       |          |                  | 84    |
| SUMMIT MEDICAL GROUP PA                          |              | 75       | 8        | 10%              | 83    |
| LABCORP EMPLOYER SERVICES                        |              | 82       | 1        | 1%               | 83    |
| SUNSHINE GARDENS                                 |              | 82       | 1        | 1%               | 83    |
| KINDRED HOSPITAL - SOUTH FLORIDA                 |              | 83       |          |                  | 83    |
| LAFAYETTE NURSING AND REHABILITATION CENTER      |              | 81       | 2        | 2%               | 83    |
| KINDRED HOSPITAL NORTH FLORIDA                   | 3            | 75       | 5        | 6%               | 83    |

# COVID-19: testing by laboratory

Data through Feb 5, 2021 verified as of Feb 6, 2021 at 09:25 AM

Data in this report are provisional and subject to change.

The numbers in the table below represent the number of Florida and non-Florida residents for whom test results were received by the Department of Health. A person can be tested by more than one laboratory and can have both positive and negative results. **Therefore, the sum of the numbers in each column will be larger than the total number of people tested.**

| Reporting lab                                       | Inconclusive | Negative | Positive | Percent positive | Total |
|---|--------------|----------|----------|------------------|-------|
| MCW MENTAL HEALTH LLC                               |              | 81       | 2        | 2%               | 83    |
| LABCORP RTP   |              | 32       | 51       | 61%              | 83    |
| JUPITER MEDICAL CENTER URGENT CENTER                |              | 56       | 26       | 32%              | 82    |
| CARE CENTERS OF NASSAU                              |              | 79       | 3        | 4%               | 82    |
| RIVERSIDE RECOVERY OF TAMPA                         |              | 81       | 1        | 1%               | 82    |
| LAB   |              | 29       | 53       | 65%              | 82    |
| WALGREENS #12673                                    |              | 80       | 2        | 2%               | 82    |
| Lexington Health and Rehabilitation Center          |              | 82       |          |                  | 82    |
| PANCARE HEALTH GULF COUNTY                          |              | 57       | 25       | 30%              | 82    |
| CANOPY ON BERRYHILL, THE                            |              | 51       | 31       | 38%              | 82    |
| THE PAVILION FOR HEALTH CARE                        |              | 72       | 10       | 12%              | 82    |
| PALMS EDGE  | 1            | 74       | 6        | 7%               | 81    |
| BIO-TECH CLINICAL LABORATORIES                      |              | 41       | 40       | 49%              | 81    |
| ADVANCED EMURGENT CARE                              |              | 27       | 54       | 67%              | 81    |
| OPPENHEIMER PLASTIC SURGERY LLC                     |              | 76       | 5        | 6%               | 81    |
| D PEDIATRICS  |              | 75       | 6        | 7%               | 81    |
| A2Z DIAGNOSTICS                                     |              | 80       | 1        | 1%               | 81    |
| A PLUS PEDIATRICS                                   |              | 67       | 13       | 16%              | 80    |
| SENIOR LIVING VII TAMPA LLC□                        | 1            | 70       | 9        | 11%              | 80    |
| Crystal Health & Rehab Center                       |              | 77       | 3        | 4%               | 80    |
| ATRIUM AT LIBERTY PARK□                             |              | 76       | 4        | 5%               | 80    |
| MEMORY CARE OF NAPLES                               |              | 80       |          |                  | 80    |
| BALMORAL TENANT SERVICES INC                        | 1            | 43       | 35       | 44%              | 79    |
| EDGEWATER AT WATERMAN VILLAGE                       |              | 78       | 1        | 1%               | 79    |
| CBS LABS OF TAMPA LLC                               |              | 3        | 76       | 96%              | 79    |
| AMERICAN HOUSE COCONUT POINT                        |              | 70       | 9        | 11%              | 79    |
| CATHOLIC HEALTH SYSTEM DEPT LABORATORY              |              | 77       | 2        | 3%               | 79    |
| VETERANS AFFAIRS MEDICAL CENTER - PALO ALTO         |              | 28       | 51       | 65%              | 79    |
| MICRO PATH LABORATORIES INC                         |              | 77       | 2        | 3%               | 79    |
| BENTON HOUSE AT OAKLEAF                             |              | 51       | 28       | 35%              | 79    |
| ERIE COUNTY MEDICAL CTR CLINICAL LABS               |              | 75       | 4        | 5%               | 79    |
| GRAND OAKS OF JENSEN BEACH LLC□                     |              | 79       |          |                  | 79    |
| GEORGE SAFRAN MD PC                                 |              | 73       | 6        | 8%               | 79    |
| LABFIRST - DEPARTMENT OF PATHOLOGY                  |              | 76       | 3        | 4%               | 79    |
| SONATA WEST   |              | 77       | 2        | 3%               | 79    |
| CLERMONT URGENT CARE                                |              |          | 78       | 100%             | 78    |
| WINDSOR OAKS  |              | 77       | 1        | 1%               | 78    |
| STONY BROOK UNIVERSITY MEDICAL CENTER               |              | 65       | 13       | 17%              | 78    |
| LAKE MORTON PLAZA□                                  |              | 75       | 3        | 4%               | 78    |
| HUNTSVILLE HOSPITAL LABORATORY                      |              | 53       | 25       | 32%              | 78    |
| HIGHLANDS MEDICAL CENTER                            |              | 75       | 3        | 4%               | 78    |
| RITE MEDICAL CARE PC                                |              | 77       | 1        | 1%               | 78    |
| NEW SMYRNA BEACH URGENT CARE                        |              |          | 78       | 100%             | 78    |
| HAWTHORN HOUSE□                                     |              | 65       | 12       | 16%              | 77    |
| TRUE NORTH HEALTH NAVIGATION LLC DBA DISPATCHHEALTH | 1            | 60       | 16       | 21%              | 77    |
| ESCAMBIA COUNTY JAIL                                |              | 53       | 24       | 31%              | 77    |
| PLYMOUTH HOME FOR ADULTS, INC.                      | 8            | 68       | 1        | 1%               | 77    |

# COVID-19: testing by laboratory

Data through Feb 5, 2021 verified as of Feb 6, 2021 at 09:25 AM

Data in this report are provisional and subject to change.

The numbers in the table below represent the number of Florida and non-Florida residents for whom test results were received by the Department of Health. A person can be tested by more than one laboratory and can have both positive and negative results. **Therefore, the sum of the numbers in each column will be larger than the total number of people tested.**

| Reporting lab                                     | Inconclusive | Negative | Positive | Percent positive | Total |
|---|--------------|----------|----------|------------------|-------|
| Madison Health and Rehabilitation Center          |              | 42       | 35       | 45%              | 77    |
| ST PETERSBURG PEDIATRICS-SEMINOLE                 |              | 67       | 10       | 13%              | 77    |
| DIATHERIX LABORATORIES                            |              | 40       | 37       | 48%              | 77    |
| MINUTECLINIC DIAGNOSTIC OF SOUTH CAROLINA, LLC    |              | 64       | 13       | 17%              | 77    |
| ORANGE CITY NURSING AND REHAB                     |              | 75       | 2        | 3%               | 77    |
| CCS - BROWARD COUNTY JAIL                         |              | 71       | 6        | 8%               | 77    |
| STAR CARE   |              | 70       | 7        | 9%               | 77    |
| EC OPCO CARROLLWOOD LLC                           |              | 71       | 6        | 8%               | 77    |
| DYNAMIC MEDICAL USA                               |              |          | 76       | 100%             | 76    |
| WINDSOR REFLECTIONS                               |              | 75       | 1        | 1%               | 76    |
| Kindred Hospital South Florida Hollywood SNU      |              | 72       | 4        | 5%               | 76    |
| DELAND WELLNESS CENTER                            |              |          | 76       | 100%             | 76    |
| AVANTE AT OCALA INC                               |              | 55       | 21       | 28%              | 76    |
| MINNESOTA TWINS                                   |              | 71       | 5        | 7%               | 76    |
| NORTH PORT REHABILITATION AND NURSING CENTER□     |              | 75       | 1        | 1%               | 76    |
| S-H THIRTY-FIVE OPCO- PORT ST LUCIE, LLC          | 1            | 75       |          |                  | 76    |
| A COUNTRY PLACE ASSISTED LIVING FACILITY          |              | 75       | 1        | 1%               | 76    |
| LABCORP BURLINGTON                                |              | 51       | 25       | 33%              | 76    |
| LORI MCAULIFFE MD PA                              |              | 59       | 17       | 22%              | 76    |
| CLINICAL PATHOLOGY ASSOCIATES-SONIC REFERENCE LAB |              | 76       |          |                  | 76    |
| PARK OF THE PALMS INC                             |              | 76       |          |                  | 76    |
| ALL MY KIDS PEDIATRICS INC                        |              | 55       | 20       | 27%              | 75    |
| PROMEDICA LABORATORIES                            |              | 21       | 54       | 72%              | 75    |
| QUALITY URGENT CARE AND WELLNESS PL               | 1            | 44       | 30       | 40%              | 75    |
| EAST ALABAMA MEDICAL CENTER LABORATORY            |              | 63       | 12       | 16%              | 75    |
| MOBILE PHYSICIAN SERVICES INC                     |              | 67       | 8        | 11%              | 75    |
| MILLENNIUM PHYSICIAN GROUP LLC                    |              | 61       | 14       | 19%              | 75    |
| JEFFERSON COUNTY HEALTH DEPARTMENT-MONTICELLO     |              | 50       | 25       | 33%              | 75    |
| HOSPICE OF MARTIN & ST LUCIE, INC                 |              | 72       | 3        | 4%               | 75    |
| ADVENTHEALTH EXPRESSCARE                          |              | 45       | 30       | 40%              | 75    |
| BOND CLINIC PA                                    |              | 43       | 32       | 43%              | 75    |
| NOAH CLINICAL LABORATORY                          |              | 63       | 11       | 15%              | 74    |
| The Crossings                                     |              | 74       |          |                  | 74    |
| CENTURY CENTER FOR REHABILITATION & HEALING       |              | 56       | 18       | 24%              | 74    |
| HEALTH FIRST - PALM BAY HOSPITAL                  |              | 2        | 72       | 97%              | 74    |
| PATHWAY PHARMACY                                  |              | 52       | 22       | 30%              | 74    |
| MD 365 MEDICAL CARE PLLC                          |              | 74       |          |                  | 74    |
| STERLING HOUSE OF WINTER HAVEN                    |              | 71       | 3        | 4%               | 74    |
| ST VINCENT'S AMBULATORY CARE INC DBA              | 2            | 58       | 13       | 18%              | 73    |
| GIBBENS FAMILY MEDICAL, LLC                       |              | 57       | 16       | 22%              | 73    |
| SCOTT LAKE HEALTH AND REHABILITATION CENTER       |              | 71       | 2        | 3%               | 73    |
| ANCHOR CARE AND REHABILITATION CENTER             |              | 72       | 1        | 1%               | 73    |
| BAPTIST MEDICAL CENTER SOUTH                      |              | 58       | 15       | 21%              | 73    |
| AZALEA TRACE PHYSICIAN SERVICES                   |              | 72       | 1        | 1%               | 73    |
| BROOKDALE OVIEDO                                  |              | 71       | 2        | 3%               | 73    |
| SANIBEL INTERNAL MEDICINE, LLC                    |              | 70       | 3        | 4%               | 73    |
| CONSULATE HEALTH CARE - LAKE MARY                 |              | 72       | 1        | 1%               | 73    |

# COVID-19: testing by laboratory

Data through Feb 5, 2021 verified as of Feb 6, 2021 at 09:25 AM

Data in this report are provisional and subject to change.

The numbers in the table below represent the number of Florida and non-Florida residents for whom test results were received by the Department of Health. A person can be tested by more than one laboratory and can have both positive and negative results. **Therefore, the sum of the numbers in each column will be larger than the total number of people tested.**

| Reporting lab                                    | Inconclusive | Negative | Positive | Percent positive | Total |
|--|--------------|----------|----------|------------------|-------|
| SIMED LABORATORY                                 |              | 57       | 15       | 21%              | 72    |
| CENTRAL BALDWIN IMMEDIATE CARE & FAMILY PRACTICE |              | 56       | 16       | 22%              | 72    |
| CRAIG BERGER MD PL D/B/A BAY AREA EYE INSTITUTE  |              | 72       |          |                  | 72    |
| ARBOR TERRACE SAN JOSE LLC                       | 3            | 67       | 2        | 3%               | 72    |
| HAVEN OF OUR LADY OF PEACE                       |              | 72       |          |                  | 72    |
| SACRED HEART HEALTH SYSTEM INC                   |              | 49       | 23       | 32%              | 72    |
| BROWARD HEALTH MEDICAL CENTER                    |              | 3        | 69       | 96%              | 72    |
| BROWARD HEALTH MEDICAL CENTER CLINICAL LAB       |              |          | 72       | 100%             | 72    |
| HUNTINGTON HOSPITAL LABORATORY                   |              | 69       | 3        | 4%               | 72    |
| WALGREENS 9627                                   |              | 66       | 6        | 8%               | 72    |
| KENILWORTH CARE & REHABILITATION CENTER          |              | 65       | 7        | 10%              | 72    |
| EXPERTUS LABORATORIES INC                        |              | 24       | 47       | 66%              | 71    |
| FLORIDA PEDIATRIC GROUP                          |              | 27       | 44       | 62%              | 71    |
| CHAMBREL AT ISLAND LAKE                          |              | 68       | 3        | 4%               | 71    |
| WILLISTON PEDIATRICS PA                          |              | 51       | 20       | 28%              | 71    |
| ADVANCED LAB                                     |              | 67       | 4        | 6%               | 71    |
| TUSCAN ISLE OPERATING COMPANY LLC DBA            |              | 68       | 3        | 4%               | 71    |
| LAB PLUS, LLC AT SAINT THOMAS WEST HOSPITAL      |              | 57       | 14       | 20%              | 71    |
| BEACHES PEDIATRICS PA                            |              | 66       | 5        | 7%               | 71    |
| STERLING HOUSE OF TALLAHASSEE                    | 3            | 62       | 6        | 8%               | 71    |
| LONG TERM CARE OF JAY, LLC                       |              | 50       | 21       | 30%              | 71    |
| AMMON LABS                                       |              | 61       | 10       | 14%              | 71    |
| ST VINCENT'S BIRMINGHAM                          |              | 65       | 6        | 8%               | 71    |
| PORT CHARLOTTE REHABILITATION CENTER             |              | 60       | 10       | 14%              | 70    |
| ASHRAF MEDICAL GROUP PLLC DBA PULSE MD           |              | 68       | 2        | 3%               | 70    |
| ARDEN COURTS OF LELY PALMS                       |              | 69       | 1        | 1%               | 70    |
| SUNCOAST COMMUNITY HEALTH CENTERS PEDIATRICS     |              | 21       | 49       | 70%              | 70    |
| ADVENT HEALTH - LAKE MARY                        |              | 60       | 10       | 14%              | 70    |
| SEMINOLE TRIBE OF FLORIDA                        |              | 54       | 16       | 23%              | 70    |
| SUMMIT AT VENICE                                 | 2            | 63       | 5        | 7%               | 70    |
| MEMORIAL MANOR                                   |              | 70       |          |                  | 70    |
| Highlands Regional Hospital                      |              | 63       | 7        | 10%              | 70    |
| Winter Garden Rehab and Nursing Facility         |              | 64       | 5        | 7%               | 69    |
| WATERCREST ST LUCIE WEST                         | 1            | 65       | 3        | 4%               | 69    |
| HERITAGE HEALTHCARE AND REHABILITATION CENTER    |              | 69       |          |                  | 69    |
| USF HEALTH MORSANI CENTER                        |              | 5        | 64       | 93%              | 69    |
| CP/AIG PENSACOLA DEVELOPMENT LLC                 |              | 66       | 3        | 4%               | 69    |
| PARKSIDE INN                                     | 3            | 64       | 2        | 3%               | 69    |
| DAYSPRING SENIOR LIVING LLC                      |              | 66       | 2        | 3%               | 68    |
| SAN JOSE SENIOR CARE LLC                         | 1            | 43       | 24       | 35%              | 68    |
| FHMG LAKE MARY PEDS                              |              | 56       | 12       | 18%              | 68    |
| AEL- MEMPHIS                                     |              | 17       | 51       | 75%              | 68    |
| Avante at St Cloud, Inc.                         |              | 66       | 2        | 3%               | 68    |
| SUNCOAST OPTIMAL WELLNESS                        |              | 23       | 45       | 66%              | 68    |
| Oakhurst Center                                  |              | 65       | 3        | 4%               | 68    |
| PLANTATION GENERAL HOSPITAL CLINICAL LAB         |              | 26       | 42       | 62%              | 68    |
| NORTH BEACH REHABILITATION CENTER                |              | 66       | 1        | 1%               | 67    |



# COVID-19: testing by laboratory

Data through Feb 5, 2021 verified as of Feb 6, 2021 at 09:25 AM

Data in this report are provisional and subject to change.

The numbers in the table below represent the number of Florida and non-Florida residents for whom test results were received by the Department of Health. A person can be tested by more than one laboratory and can have both positive and negative results. **Therefore, the sum of the numbers in each column will be larger than the total number of people tested.**

| Reporting lab                                  | Inconclusive | Negative | Positive | Percent positive | Total |
|--|--------------|----------|----------|------------------|-------|
| COOPER FAMILY MEDICAL PLLC                     |              | 50       | 17       | 25%              | 67    |
| LAKE HOWELL FAMILY MEDICINE ASSOCIATES         |              | 56       | 11       | 16%              | 67    |
| VIERA DEL MAR HEALTH AND REHABILITATION CENTER |              | 63       | 4        | 6%               | 67    |
| MD LABS  |              | 40       | 27       | 40%              | 67    |
| ASSOCIATED CLINICAL LABORATORIES               |              | 60       | 7        | 10%              | 67    |
| FLORIDA MEDICAL CLINIC LLC                     |              | 44       | 23       | 34%              | 67    |
| RARITAN BAY PERTH AMBOY                        |              | 61       | 6        | 9%               | 67    |
| WALGREENS 4915                                 |              | 60       | 7        | 10%              | 67    |
| GENPATH  |              |          | 67       | 100%             | 67    |
| ROSECASTLE AT DELANEY CREEK                    |              | 66       | 1        | 1%               | 67    |
| MEASE MANOR INC                                |              | 63       | 4        | 6%               | 67    |
| EISENHOWER ARMY MEDICAL CENTER                 |              | 61       | 6        | 9%               | 67    |
| NORTH SHORE MEDICAL LABS                       | 1            | 60       | 5        | 8%               | 66    |
| PANIRA HEALTHCARE CLINIC                       |              | 2        | 64       | 97%              | 66    |
| ADVENT HEALTH - TIMBERRIDGE ER                 |              | 54       | 12       | 18%              | 66    |
| ACE BIOMEDICAL LABS LLC                        |              | 55       | 11       | 17%              | 66    |
| GV NAPLES OPCO, LLC                            |              | 65       | 1        | 2%               | 66    |
| MEDEX MEDICAL EXPRESS OF PALATKA               |              |          | 66       | 100%             | 66    |
| ALTAMONTE PEDIATRIC ASSOCIATES                 |              | 31       | 34       | 52%              | 65    |
| OAK MANOR NURSING HOME                         |              | 62       | 3        | 5%               | 65    |
| CATHOLIC HEALTH SERVICES REGIONAL LAB          |              | 58       | 7        | 11%              | 65    |
| SUMMER VISTA ASSISTED LIVING                   |              | 38       | 27       | 42%              | 65    |
| ARBOR TERRACE ORTEGA LLC                       | 2            | 63       |          |                  | 65    |
| OKEECHOBEE URGENT CARE                         |              | 17       | 48       | 74%              | 65    |
| INDIGO MANOR                                   |              | 22       | 43       | 66%              | 65    |
| PUBLIC SQUARE PHARMACY LLC                     |              | 50       | 15       | 23%              | 65    |
| STONY BROOK SOUTHAMPTON                        |              | 64       | 1        | 2%               | 65    |
| ISLAND COAST PEDIATRICS                        |              | 58       | 7        | 11%              | 65    |
| CL BRUMBACK PRIMARY CARE CLINICS               |              | 16       | 49       | 75%              | 65    |
| L&S SENIOR CARE DBA ARCADIA OAKS               | 3            | 61       | 1        | 2%               | 65    |
| MED EXPRESS                                    |              | 6        | 58       | 91%              | 64    |
| OUT OF STATE                                   |              | 40       | 24       | 38%              | 64    |
| GREENLEAF ALF                                  |              | 63       | 1        | 2%               | 64    |
| JERICOHO URGENT CARE                           |              | 61       | 3        | 5%               | 64    |
| JOSEPH L MORSE GERIATRIC CENTER                | 2            | 59       | 3        | 5%               | 64    |
| NEMOURS CHILDRENS PRIMARY CARE OVIEDO          |              | 51       | 13       | 20%              | 64    |
| NXGEN MDX                                      |              | 20       | 44       | 69%              | 64    |
| VETERANS AFFAIRS MEDICAL CENTER - GULF COAST   |              | 27       | 37       | 58%              | 64    |
| LAKE WALES OPERATING GROUP LLC                 |              | 59       | 5        | 8%               | 64    |
| PARTICLE THEORY LABS                           |              | 59       | 5        | 8%               | 64    |
| WALGREENS 2941                                 |              | 62       | 2        | 3%               | 64    |
| MEDI CLINIC SARASOTA INC                       |              | 62       | 1        | 2%               | 63    |
| LENOX HILL HOSPITAL                            |              | 57       | 6        | 10%              | 63    |
| BOND CLINIC DR ELDEEB                          |              | 35       | 28       | 44%              | 63    |
| MISIR DRUGS LLC                                |              | 51       | 12       | 19%              | 63    |
| MEASE COUNTRYSIDE HOSPITAL                     |              |          | 63       | 100%             | 63    |
| VIERA HEALTH AND REHABILITATION CENTER         |              | 62       | 1        | 2%               | 63    |

# COVID-19: testing by laboratory

Data through Feb 5, 2021 verified as of Feb 6, 2021 at 09:25 AM

Data in this report are provisional and subject to change.

The numbers in the table below represent the number of Florida and non-Florida residents for whom test results were received by the Department of Health. A person can be tested by more than one laboratory and can have both positive and negative results. **Therefore, the sum of the numbers in each column will be larger than the total number of people tested.**

| Reporting lab                                | Inconclusive | Negative | Positive | Percent positive | Total |
|--|--------------|----------|----------|------------------|-------|
| F&T MEDICAL RESEARCH, INC                    |              | 63       |          |                  | 63    |
| PANCARE HEALTH - MALONE CLINIC               |              | 58       | 5        | 8%               | 63    |
| BEEHIVE HOMES OF GULF BREEZE                 |              | 47       | 16       | 25%              | 63    |
| WADSWORTH HEALTH CENTER                      |              | 60       | 3        | 5%               | 63    |
| APC PEDIATRICS AT RYE ROAD MEDICAL PARK      |              | 63       |          |                  | 63    |
| ATMORE COMMUNITY HOSPITAL LABORATORY         |              | 44       | 19       | 30%              | 63    |
| VITAS HEALTHCARE                             |              | 58       | 5        | 8%               | 63    |
| Stratford Court of Palm Harbor               |              | 52       | 10       | 16%              | 62    |
| SOMERBY OF SANTA ROSA BEACH                  |              | 53       | 9        | 15%              | 62    |
| EMERALD COAST BEHAVIORAL HOSPITAL            |              | 58       | 4        | 6%               | 62    |
| BIG BOCA SMILES LLC                          |              | 60       | 2        | 3%               | 62    |
| OVERLOOK HOSPITAL LABORATORY                 |              | 57       | 5        | 8%               | 62    |
| ADVENT HEALTH CENTRA CARE - WINTER GARDEN    |              | 17       | 45       | 73%              | 62    |
| BAY PINES MEDICAL ASSOCIATES                 |              | 1        | 61       | 98%              | 62    |
| ST PETERSBURG PEDIATRICS-MLK JUNIOR BLVD     |              | 56       | 6        | 10%              | 62    |
| CRESTVIEW URGENT CARE                        |              |          | 61       | 100%             | 61    |
| EMERALD COAST HOSPICE                        |              | 60       | 1        | 2%               | 61    |
| MINUTECLINIC DIAGNOSTIC OF TEXAS, LLC        |              | 54       | 7        | 11%              | 61    |
| LUTHERAN HAVEN ASSISTED LIVING               |              | 61       |          |                  | 61    |
| MINUTECLINIC DIAGNOSTIC                      |              | 57       | 4        | 7%               | 61    |
| SAMFORD UNIVERSITY HEALTH SERVICES           |              | 60       | 1        | 2%               | 61    |
| Winter Park Care and Rehab                   |              | 60       | 1        | 2%               | 61    |
| WASHINGTON REHABILITATION AND NURSING CENTER |              | 51       | 10       | 16%              | 61    |
| AMERICAN FAMILY MEDICAL                      |              | 48       | 13       | 21%              | 61    |
| GULFCOAST PEDIATRICS                         |              | 56       | 5        | 8%               | 61    |
| THE PRESERVE AT CLEARWATER                   |              | 58       | 2        | 3%               | 60    |
| TWIN CREEKS ASSISTED LIVING & MEMORY CARE    |              | 57       | 3        | 5%               | 60    |
| BIOREFERENCE LABORATORIES                    |              | 6        | 54       | 90%              | 60    |
| MED ONE AT SAINT AUGUSTINE                   |              | 33       | 27       | 45%              | 60    |
| LAKELAND REGIONAL HEALTH                     |              | 36       | 24       | 40%              | 60    |
| MENTAL HEALTH CARE INC                       |              | 51       | 9        | 15%              | 60    |
| WILSON MEMORIAL REGIONAL MEDICAL CENTER      |              | 55       | 4        | 7%               | 59    |
| INTERNAL LAB                                 |              | 50       | 9        | 15%              | 59    |
| ARBOR OAKS AT TYRONE                         | 6            | 53       |          |                  | 59    |
| PRIMECARE AT TWIN LAKES                      |              | 1        | 58       | 98%              | 59    |
| BIOTECH                                      |              | 52       | 7        | 12%              | 59    |
| MILLENIUM PHYSICIANS GROUP                   |              | 1        | 58       | 98%              | 59    |
| NORTH SHORE UNIVERSITY HOSPITAL LABORATORY   |              | 53       | 6        | 10%              | 59    |
| FERN PARK DEVELOPMENTAL CENTER               |              | 5        | 54       | 92%              | 59    |
| MINUTECLINIC DIAGNOSTIC OF OHIO LLC          |              | 44       | 15       | 25%              | 59    |
| RITECARE MED CTR H                           |              |          | 59       | 100%             | 59    |
| MOOSEHAVEN LIFE CARE CENTER                  |              | 59       |          |                  | 59    |
| QUALITY URGENT CARE AND WELLNESS             |              | 31       | 28       | 47%              | 59    |
| HAZELDEN FLORIDA                             |              | 56       | 2        | 3%               | 58    |
| ADVENT HEALTH - WESTCHASE ER                 |              | 50       | 8        | 14%              | 58    |
| Margate Health and Rehabilitation Center     |              | 56       | 2        | 3%               | 58    |
| PEDIATRIC ASSOCIATES AT ARGYLE PA            |              | 55       | 3        | 5%               | 58    |

# COVID-19: testing by laboratory

Data through Feb 5, 2021 verified as of Feb 6, 2021 at 09:25 AM

Data in this report are provisional and subject to change.

The numbers in the table below represent the number of Florida and non-Florida residents for whom test results were received by the Department of Health. A person can be tested by more than one laboratory and can have both positive and negative results. **Therefore, the sum of the numbers in each column will be larger than the total number of people tested.**

| Reporting lab  | Inconclusive | Negative | Positive | Percent positive | Total |
|--|--------------|----------|----------|------------------|-------|
| THE CANOPY AT BERRYHILL                              |              | 58       |          |                  | 58    |
| BAY REGIONAL URGENT CARE                             | 1            | 37       | 20       | 34%              | 58    |
| MICHIGAN DEPARTMENT OF HEALTH AND HUMAN SERVICES     | 1            |          | 57       | 98%              | 58    |
| CALADIUM PEDIATRICS                                  |              | 54       | 4        | 7%               | 58    |
| Golfview Healthcare Center                           |              | 58       |          |                  | 58    |
| NORTH FLORIDA PEDIATRICS                             |              | 48       | 10       | 17%              | 58    |
| ALZHEIMERS CARE CENTER OF VIERA LTD                  |              | 37       | 20       | 35%              | 57    |
| HEARTLAND HEALTHCARE AND REHAB CENTER                |              | 35       | 22       | 39%              | 57    |
| ASCENSION SACRED HEART BAY LABORATORY                |              | 54       | 3        | 5%               | 57    |
| MALCOM RANDALL DEPT OF VAMC                          |              |          | 57       | 100%             | 57    |
| BURRY'S PHARMACY INC                                 |              | 34       | 23       | 40%              | 57    |
| ARIZONA DEPARTMENT OF HEALTH SERVICES                |              | 1        | 56       | 98%              | 57    |
| KAPG FLEMING ISLAND SENIOR HOUSING OPCO LLC          | 1            | 56       |          |                  | 57    |
| CORAL GABLES HOSPITAL                                |              |          | 57       | 100%             | 57    |
| PEDIATRIC SERVICES OF AMERICA INC                    |              | 56       | 1        | 2%               | 57    |
| PALM BAY URGENT CARE                                 |              | 28       | 29       | 51%              | 57    |
| FHMG- FLORIDA HOSPITAL MEDICAL GROUP                 |              | 47       | 10       | 18%              | 57    |
| BAPTIST HEALTH SOUTH FLORIDA - WEST BOCA URGENT CARE |              | 34       | 22       | 39%              | 56    |
| KINDRED AT HOME                                      |              | 47       | 9        | 16%              | 56    |
| HORIZON ALF  |              | 55       | 1        | 2%               | 56    |
| PHYSICIANS PRIMARY CARE OF SOUTHWEST FLORIDA         |              | 39       | 17       | 30%              | 56    |
| JACOBI MEDICAL CENTER                                |              | 53       | 3        | 5%               | 56    |
| EAGLES WATCH CLUSTER                                 |              | 47       | 9        | 16%              | 56    |
| LAKELAND REGIONAL HEALTH LAKE MIRIAM                 |              | 24       | 32       | 57%              | 56    |
| TIFFANY HALL NURSING AND REHAB                       |              | 44       | 12       | 21%              | 56    |
| LAKE CITY VA MEDICAL CENTER                          |              |          | 56       | 100%             | 56    |
| CVS  |              | 8        | 48       | 86%              | 56    |
| TUKA PEDIATRICS                                      |              | 7        | 49       | 88%              | 56    |
| CINNAMON COVE ALF                                    |              | 55       | 1        | 2%               | 56    |
| SONATA HUNTERS CREEK                                 |              | 47       | 8        | 15%              | 55    |
| STEINHATCHEE FAMILY MEDICAL CENTER                   | 1            | 48       | 6        | 11%              | 55    |
| TBI RESIDENTIAL SERVICES, INC.                       |              | 44       | 11       | 20%              | 55    |
| BAYCARE HEALTH SYSTEMS                               |              | 2        | 53       | 96%              | 55    |
| TURNING POINT OF TAMPA                               |              | 49       | 6        | 11%              | 55    |
| ADVENT HEALTH - PALM COAST                           |              | 1        | 54       | 98%              | 55    |
| HERNANDO COUNTY FIRE RESCUE DISTRICT                 |              | 25       | 30       | 55%              | 55    |
| ST FRANCIS HOSPITAL                                  |              | 47       | 8        | 15%              | 55    |
| AFTER HOURS PEDIATRICS                               |              |          | 55       | 100%             | 55    |
| CARDIOLOGY AND MEDICINE ASSOCIATES                   |              | 40       | 15       | 27%              | 55    |
| PREMIER MEDICAL ASSOCIATES ALL FLORIDA LLC           |              | 54       | 1        | 2%               | 55    |
| KENDALL REGIONAL MEDICAL CENTER LAB                  | 3            |          | 52       | 95%              | 55    |
| CORNERSTONE MEDICAL CARE OF BRANDON PL               |              | 49       | 6        | 11%              | 55    |
| AU HEALTH  |              | 42       | 13       | 24%              | 55    |
| BioReference Laboratories, Inc                       |              | 6        | 48       | 89%              | 54    |
| JUNIPER VILLAGE AT NAPLES                            |              | 53       | 1        | 2%               | 54    |
| MINUTECLINIC DIAGNOSTIC OF NORTH CAROL               |              | 45       | 9        | 17%              | 54    |
| CLERMONT HEALTH AND REHAB                            |              | 40       | 14       | 26%              | 54    |

# COVID-19: testing by laboratory

Data through Feb 5, 2021 verified as of Feb 6, 2021 at 09:25 AM

Data in this report are provisional and subject to change.

The numbers in the table below represent the number of Florida and non-Florida residents for whom test results were received by the Department of Health. A person can be tested by more than one laboratory and can have both positive and negative results. **Therefore, the sum of the numbers in each column will be larger than the total number of people tested.**

| Reporting lab                                 | Inconclusive | Negative | Positive | Percent positive | Total |
|---|--------------|----------|----------|------------------|-------|
| ST. CLOUD MEDICAL GROUP                       |              | 54       |          |                  | 54    |
| UNITED LABORATORY SERVICES CORPORATION        |              | 38       | 16       | 30%              | 54    |
| MEDLOGIC LABORATORIES                         |              | 3        | 51       | 94%              | 54    |
| FAMILY EXTENDED CARE OF PUNTA GORDA           |              | 54       |          |                  | 54    |
| FLORIDA MEDICAL CLINIC PA                     |              | 46       | 8        | 15%              | 54    |
| EXPRESS DOCS LLC                              |              |          | 54       | 100%             | 54    |
| CERTUS MTD OPCP LLC                           |              | 52       | 2        | 4%               | 54    |
| SARASOTA CO. HEALTH DEPT # 58                 |              | 40       | 14       | 26%              | 54    |
| FLORIDA HEALTH CARE                           |              | 8        | 46       | 85%              | 54    |
| UNIVERSTIY CENTER MEDICAL LLC DBA             | 1            | 50       | 3        | 6%               | 54    |
| EC OPCO PENSACOLA, LLC                        |              | 53       | 1        | 2%               | 54    |
| BROOKDALE CENTRE POINTE                       | 1            | 53       |          |                  | 54    |
| MEDRITE URGENT CARE                           |              | 43       | 11       | 20%              | 54    |
| HARMONY CLINIC                                |              | 1        | 52       | 98%              | 53    |
| GENESIS DERMATOLOGY                           |              | 49       | 4        | 8%               | 53    |
| life Care Center of Melbourne                 |              | 37       | 16       | 30%              | 53    |
| PALM BAY PEDIATRICS                           |              | 36       | 17       | 32%              | 53    |
| HEARTLAND PHARMACY LAKE PLACID, INC           |              | 41       | 12       | 23%              | 53    |
| THOMAS INTERNAL MEDICINE                      |              | 44       | 9        | 17%              | 53    |
| CAREATC CITY OF TAMPA                         |              | 40       | 13       | 25%              | 53    |
| Summit Medical Group, Pa DbA Citymd           |              | 49       | 4        | 8%               | 53    |
| SOMERSET                                      |              |          | 53       | 100%             | 53    |
| MENORAH HOUSE                                 |              | 52       | 1        | 2%               | 53    |
| CAN COMMUNITY HEALTH                          |              | 52       | 1        | 2%               | 53    |
| Osprey Point Nursing Center                   |              | 51       | 2        | 4%               | 53    |
| VPA PC LAB                                    |              | 48       | 4        | 8%               | 52    |
| PROMEDICA SENIOR LIVING                       |              | 51       | 1        | 2%               | 52    |
| TROY REGIONAL MEDICAL CENTER                  |              | 41       | 11       | 21%              | 52    |
| CHILDREN'S HOSPITAL OF ALABAMA                |              | 51       | 1        | 2%               | 52    |
| NORTH FLORIDA MEDICAL CENTER                  |              | 48       | 4        | 8%               | 52    |
| ADVENT HEALTH                                 |              | 49       | 3        | 6%               | 52    |
| SONATA BOCA RATON                             |              | 48       | 4        | 8%               | 52    |
| NITE LITE PEDIATRICS - PORT ST. LUCIE         |              | 43       | 9        | 17%              | 52    |
| INTERNAL MEDICINE SPECIALIST                  |              | 46       | 6        | 12%              | 52    |
| PANCARE HEALTH - JACKSON COUNTY               |              | 41       | 11       | 21%              | 52    |
| FLORIDA DEPARTMENT OF HEALTH IN WALTON COUNTY |              | 42       | 10       | 19%              | 52    |
| ALEXANDER NININGER STATE VETERANS             |              | 52       |          |                  | 52    |
| MICHAEL AKPEKE MD                             |              | 43       | 9        | 17%              | 52    |
| SNH BRFL TENANT LLC                           | 2            | 50       |          |                  | 52    |
| AEGIS MEDICAL GROUP                           |              | 43       | 9        | 17%              | 52    |
| TITUSVILLE FAMILY PRACTICE                    |              | 16       | 36       | 69%              | 52    |
| BOND AND STEELE CLINIC, PA                    |              | 42       | 9        | 18%              | 51    |
| TRINITY AL SENIOR HOUSING LLC                 |              | 45       | 6        | 12%              | 51    |
| GULFVIEW MEDICAL INSTITUTE                    |              | 51       |          |                  | 51    |
| GATEWAY CARE CENTER                           |              | 50       | 1        | 2%               | 51    |
| BISHOP GRADY VILLAS                           |              | 50       | 1        | 2%               | 51    |
| FINLAY CLINICAL LABORATORY                    |              | 20       | 31       | 61%              | 51    |

# COVID-19: testing by laboratory

Data through Feb 5, 2021 verified as of Feb 6, 2021 at 09:25 AM

Data in this report are provisional and subject to change.

The numbers in the table below represent the number of Florida and non-Florida residents for whom test results were received by the Department of Health. A person can be tested by more than one laboratory and can have both positive and negative results. **Therefore, the sum of the numbers in each column will be larger than the total number of people tested.**

| Reporting lab  | Inconclusive | Negative | Positive | Percent positive | Total |
|--|--------------|----------|----------|------------------|-------|
| AVANTE ST CLOUD  |              | 48       | 3        | 6%               | 51    |
| GOOD HEARTS COVID TESTING                                |              | 8        | 43       | 84%              | 51    |
| ALLIANCE PEDIATRICS                                      |              | 24       | 27       | 53%              | 51    |
| APOLLOMDX LABS   |              | 29       | 22       | 43%              | 51    |
| WEST VOLUSIA FAMILY AND SPORTS MEDICINE                  |              | 50       | 1        | 2%               | 51    |
| BARRY UNIVERSITY STUDENT HEALTH SERVICES                 |              | 37       | 14       | 27%              | 51    |
| GENEDX   |              | 37       | 13       | 26%              | 50    |
| BUECHELE DENTAL PA DBA CLERMONT FAMILY DENTISTRY         |              | 41       | 9        | 18%              | 50    |
| VITAS HEALTHCARE CORP OF FLORIDA                         |              | 49       | 1        | 2%               | 50    |
| ORCHID COVE AT DAYTONA                                   |              | 45       | 5        | 10%              | 50    |
| SOUTH LAKE PEDIATRICS                                    |              | 48       | 2        | 4%               | 50    |
| BLISS HEALTHCARE SERVICES                                |              | 31       | 19       | 38%              | 50    |
| PALM RIVER COMMUNITY HEALTH CENTER                       |              | 45       | 5        | 10%              | 50    |
| BETHUNE-COOKMAN UNIVERSITY                               |              | 32       | 18       | 36%              | 50    |
| INTERNAL MEDICINE ASSOCIATES PA                          |              | 46       | 4        | 8%               | 50    |
| PENNSYLVANIA DEPARTMENT OF HEALTH BUREAU OF LABORATORIES |              |          | 50       | 100%             | 50    |
| ADVENT HEALTH CENTRA CARE - EAST ORLANDO                 |              | 21       | 29       | 58%              | 50    |
| MARQUIS LABS, LLC  |              | 49       | 1        | 2%               | 50    |
| NORTHBROOK CENTER FOR                                    |              | 47       | 2        | 4%               | 49    |
| SOUTHEAST ALABAMA MEDICAL CENTER                         |              |          | 49       | 100%             | 49    |
| COOPER FAMILY MEDICAL, PLLC                              |              | 40       | 9        | 18%              | 49    |
| INN AT ASTON GARDENS AT PELICAN POINTE,THE               |              | 45       | 4        | 8%               | 49    |
| ALLEGRO  |              | 47       | 2        | 4%               | 49    |
| USF  |              | 1        | 48       | 98%              | 49    |
| SOFT CELL LABORATORIES                                   |              | 45       | 4        | 8%               | 49    |
| SOLARIS SENIOR LIVING NORTH NAPLES                       |              | 48       | 1        | 2%               | 49    |
| SUPERIOR RESIDENCES OF LECANTO                           |              | 34       | 15       | 31%              | 49    |
| TREASURE COAST FORENSIC TREATMENT CTR                    |              | 28       | 21       | 43%              | 49    |
| ROCHESTER GENERAL HOSPITAL LABORATORY                    |              | 45       | 4        | 8%               | 49    |
| SARATOGA HOSPITAL LABORATORY                             |              | 44       | 5        | 10%              | 49    |
| ADVENT HEALTH - MOUNT DORA                               |              | 9        | 40       | 82%              | 49    |
| VALENCIA HOUSE ALF                                       |              | 49       |          |                  | 49    |
| BERNHARDT LABORATORIES                                   | 1            | 12       | 36       | 73%              | 49    |
| NAPLES PEDIATRICS INC                                    |              | 43       | 5        | 10%              | 48    |
| RAINBOW PEDIATRICS PC LLC / BREAKFAST POINT              |              | 38       | 10       | 21%              | 48    |
| MINUTECLINIC DIAGNOSTIC OF NORTH CARO                    |              | 43       | 5        | 10%              | 48    |
| COURTYARD GARDENS OF JUPITER                             |              | 48       |          |                  | 48    |
| GRAND OAKS OF PALM CITY LLC                              | 1            | 41       | 6        | 13%              | 48    |
| BIOIQ  |              |          | 48       | 100%             | 48    |
| BAY CENTER HURRICANE SHELTER                             |              | 48       |          |                  | 48    |
| CAREMED INTERNAL MEDICINE                                |              | 30       | 18       | 38%              | 48    |
| HIALEAH HOSPITAL RESPIRATORY DEPT                        |              |          | 48       | 100%             | 48    |
| HEALTH FIRST - CAPE CANAVERAL HOSPITAL                   |              | 1        | 47       | 98%              | 48    |
| FLORIDA HEALTH CARE DELAND                               |              |          | 48       | 100%             | 48    |
| INN AT THE FOUNTAINS, THE                                |              | 34       | 14       | 29%              | 48    |
| Jupiter Medical Center Pavilion                          |              | 47       | 1        | 2%               | 48    |
| PREMIER MEDICAL ASSOCIATES                               |              | 46       | 2        | 4%               | 48    |



# COVID-19: testing by laboratory

Data through Feb 5, 2021 verified as of Feb 6, 2021 at 09:25 AM

Data in this report are provisional and subject to change.

The numbers in the table below represent the number of Florida and non-Florida residents for whom test results were received by the Department of Health. A person can be tested by more than one laboratory and can have both positive and negative results. **Therefore, the sum of the numbers in each column will be larger than the total number of people tested.**

| Reporting lab   | Inconclusive | Negative | Positive | Percent positive | Total |
|---|--------------|----------|----------|------------------|-------|
| WHITE-WILSON MEDICAL CENTER - NICEVILLE               |              | 39       | 9        | 19%              | 48    |
| TRADITIONAL HOME HEALTH OF PALM BEACH INC             |              | 47       | 1        | 2%               | 48    |
| DOH   |              | 23       | 25       | 52%              | 48    |
| BARNES HEALTHCARE OF FLORIDA LLC                      |              | 44       | 3        | 6%               | 47    |
| PUTNAM COUNTY SHERIFFS OFFICE                         |              | 41       | 6        | 13%              | 47    |
| INTERLAB  |              | 1        | 46       | 98%              | 47    |
| MID FLORIDA PRIMARY CARE PA                           |              | 35       | 12       | 26%              | 47    |
| CAPE REGIONAL MEDICAL CENTER                          |              | 45       | 2        | 4%               | 47    |
| ATRIA PARK OF LAKE FOREST (WG HERITAGE LF LLC)        |              | 46       | 1        | 2%               | 47    |
| POPLAR HEALTHCARE PLLC                                | 1            | 11       | 35       | 74%              | 47    |
| DAVID POSNACK JEWISH DAY SCHOOL                       |              | 47       |          |                  | 47    |
| NAVARRE GARDENS                                       |              | 41       | 6        | 13%              | 47    |
| METROPOLITAN HOSPITAL CENTER                          |              | 44       | 3        | 6%               | 47    |
| GRAND ST PAUL CVS                                     |              | 47       |          |                  | 47    |
| WEST ISLIP URGENT CARE                                |              | 43       | 3        | 7%               | 46    |
| PREMIER PLACE HEALTHCARE AT THE GLENVIEW              |              | 46       |          |                  | 46    |
| COLLIER BLVD HMA PHYSICIAN MANAGEMENT LLC             |              | 46       |          |                  | 46    |
| HARTFORD HEALTH SERVICES LLC                          |              | 46       |          |                  | 46    |
| TOWERS HOME CARE☐                                     |              | 43       | 3        | 7%               | 46    |
| THE TERRACE OF JACKSONVILLE                           |              | 3        | 43       | 93%              | 46    |
| Palms at Ponte Vedra Assisted Livning and Memory Care |              | 45       | 1        | 2%               | 46    |
| EAST MANATEE FAMILY                                   | 1            | 1        | 44       | 96%              | 46    |
| H LEE MOFFITT CANCER CENTER MICRO                     |              | 46       |          |                  | 46    |
| MINUTECLINIC DIAGNOSTIC OF SOUTH CARO                 |              | 37       | 9        | 20%              | 46    |
| NOMI HEALTH LAB SERVICES LLC                          |              | 3        | 43       | 93%              | 46    |
| ROCKLEDGE REGIONAL MEDICAL CENTER                     |              | 30       | 16       | 35%              | 46    |
| KAPG ST AUGUSTINE SENIOR HOUSING OPCO LLC             |              | 37       | 9        | 20%              | 46    |
| ADVENT HEALTH MEDICAL GROUP OB GYN AT                 |              | 40       | 6        | 13%              | 46    |
| ST CLOUD PHYSICIAN MANAGEMENT LLC DBA ST CLOUD        |              | 27       | 19       | 41%              | 46    |
| LITTLE NECK URGENT CARE                               |              | 44       | 2        | 4%               | 46    |
| MOBILE DOC FL, LLC                                    |              | 29       | 16       | 36%              | 45    |
| WINTER GARDEN REHAB AND NURSING CENTER                |              | 41       | 4        | 9%               | 45    |
| UNIVERSITY OF CENTRAL FLORIDA HEALTH SERVICES         |              | 45       |          |                  | 45    |
| GOLDEN POND COMMUNITIES                               |              | 45       |          |                  | 45    |
| REDI-MED WALK-IN FAMILY CARE                          |              |          | 45       | 100%             | 45    |
| SOUTHPORT SQUARE HARBOUR HEALTH                       |              | 45       |          |                  | 45    |
| PRECISION HEALTH SOLUTIONS LAB                        |              | 9        | 35       | 80%              | 44    |
| GENTIVA HEALTH SERVICES CERTIFIED INC                 |              | 41       | 3        | 7%               | 44    |
| ARDEN COURTS OF SARASOTA                              |              | 28       | 16       | 36%              | 44    |
| NEOGENOMICS LABORATORIES INC                          |              | 44       |          |                  | 44    |
| ADVENT HEALTH EXPRESS CARE                            |              | 4        | 40       | 91%              | 44    |
| QHC UPSTATE MEDICAL PC                                |              | 36       | 8        | 18%              | 44    |
| WALGREENS #10373                                      |              | 43       | 1        | 2%               | 44    |
| ALLIANCE OF PHYSICIANS AGAINST COVID-19               |              |          | 44       | 100%             | 44    |
| PRACTICE MANAGEMENT OF AMERICA, INC.                  |              | 7        | 37       | 84%              | 44    |
| PEDIATRICS OF CENTRAL FLORIDA – SAINT CLOUD           | 2            | 40       | 2        | 5%               | 44    |
| MAUREEN OROURKE-FUTEY                                 |              |          | 44       | 100%             | 44    |

# COVID-19: testing by laboratory

Data through Feb 5, 2021 verified as of Feb 6, 2021 at 09:25 AM

Data in this report are provisional and subject to change.

The numbers in the table below represent the number of Florida and non-Florida residents for whom test results were received by the Department of Health. A person can be tested by more than one laboratory and can have both positive and negative results. **Therefore, the sum of the numbers in each column will be larger than the total number of people tested.**

| Reporting lab                                    | Inconclusive | Negative | Positive | Percent positive | Total |
|--|--------------|----------|----------|------------------|-------|
| STUART URGENT CARE                               |              |          | 44       | 100%             | 44    |
| RADIOLOGY ASSOCIATES OF VENICE AND ENGLEWOOD     |              | 41       | 2        | 5%               | 43    |
| TOTAL CARE PLUS LLC                              |              |          | 43       | 100%             | 43    |
| DELCARE PA                                       |              | 34       | 9        | 21%              | 43    |
| BRANCH MEDICAL CLINIC                            |              |          | 43       | 100%             | 43    |
| LAKE MARY KIDS CENTRA CARE                       |              | 33       | 10       | 23%              | 43    |
| LEVY COUNTY DEPARTMENT OF HEALTH                 |              | 31       | 12       | 28%              | 43    |
| PATRICK AIR FORCE BASE                           |              | 3        | 40       | 93%              | 43    |
| FLORIDA HOSPITAL                                 |              | 27       | 16       | 37%              | 43    |
| LARA HEALTH AND WELLNESS CENTER LLC              |              | 43       |          |                  | 43    |
| FAMILY EXTENDED CARE OF WINTER HAVEN             |              | 41       | 2        | 5%               | 43    |
| PRINCETON VILLAGE□                               |              | 39       | 4        | 9%               | 43    |
| CITYMD OF MANAHAWKIN                             |              | 41       | 2        | 5%               | 43    |
| Guardian Care Nursing and Rehabilitation Center  |              | 43       |          |                  | 43    |
| FHMG_CTR FOR SENIOR HEALTH                       |              | 37       | 5        | 12%              | 42    |
| CDR MAGUIRE INC                                  | 1            | 7        | 34       | 81%              | 42    |
| ROSECASTLE OF JACKSONVILLE LLC                   |              | 41       | 1        | 2%               | 42    |
| UNIVERSITY OF WEST FLORIDA, THE                  |              | 42       |          |                  | 42    |
| LINCOLN MEDICAL AND MENTAL HEALTH CENTER         |              | 40       | 2        | 5%               | 42    |
| CLINICAL LABORATORY                              |              | 42       |          |                  | 42    |
| WALGREENS 3145                                   |              | 39       | 3        | 7%               | 42    |
| WOLFF CTR FOR CHILD & ADOLESCENT HEALTH PLLC,THE |              | 26       | 16       | 38%              | 42    |
| NIGHT LITE PEDIATRICS CENTER LLC                 |              | 10       | 32       | 76%              | 42    |
| TGH URGENT CARE POWERED BY FAST TRACK            |              |          | 42       | 100%             | 42    |
| Atlantic Shore Nursing and Rehab                 |              | 42       |          |                  | 42    |
| ECOLAB GROUP                                     |              | 8        | 34       | 81%              | 42    |
| Citymd Of Toms River                             |              | 36       | 6        | 14%              | 42    |
| ADVENT HEALTH - LAKE WALES                       |              | 29       | 12       | 29%              | 41    |
| MAIMONIDES-SHALOM ACADEMY, INC                   |              | 40       | 1        | 2%               | 41    |
| PEDIATRICS OF CENTRAL FLORIDA KISSI              |              | 33       | 8        | 20%              | 41    |
| BRONX LEBANON HOSPITAL-MEDICAL CENTER            |              | 37       | 4        | 10%              | 41    |
| BARNETT PARK□                                    |              | 2        | 39       | 95%              | 41    |
| FLORIDA HOSPITAL NEW SMYRNA                      |              | 4        | 37       | 90%              | 41    |
| SOS MOBILE MEDICAL CARE LLC                      |              | 31       | 10       | 24%              | 41    |
| 325TH MEDICAL GROUP                              |              | 41       |          |                  | 41    |
| PANCARE HEALTH - FREEPORT CLINIC SUITE B         |              | 32       | 9        | 22%              | 41    |
| PHILLIPPE RIDGE                                  |              | 29       | 12       | 29%              | 41    |
| NEW YORK PRESBYTERIAN - QUEENS DIAGNOSTIC        |              | 40       | 1        | 2%               | 41    |
| NEXT MOLECULAR ANALYTICS                         |              | 11       | 30       | 73%              | 41    |
| URGENT CARE & WELLNESS CENTER                    |              | 10       | 30       | 75%              | 40    |
| Baldwin Pediatrix                                |              | 37       | 3        | 8%               | 40    |
| BETHESDA HEALTH URGENT CARE                      |              | 3        | 37       | 93%              | 40    |
| DOH-WEST PALM BEACH BRANCH LABORATORY            |              | 2        | 38       | 95%              | 40    |
| CAPITAL REGIONAL MEDICAL CENTER                  |              | 2        | 38       | 95%              | 40    |
| LINCOLN DIAGNOSTIC LAB                           |              | 38       | 2        | 5%               | 40    |
| CLINICAL PATHOLOGY LABORATORIES, INC             |              | 40       |          |                  | 40    |
| FIRST CHOICE URGENT CARE                         |              | 10       | 30       | 75%              | 40    |

# COVID-19: testing by laboratory

Data through Feb 5, 2021 verified as of Feb 6, 2021 at 09:25 AM

Data in this report are provisional and subject to change.

The numbers in the table below represent the number of Florida and non-Florida residents for whom test results were received by the Department of Health. A person can be tested by more than one laboratory and can have both positive and negative results. **Therefore, the sum of the numbers in each column will be larger than the total number of people tested.**

| Reporting lab  | Inconclusive | Negative | Positive | Percent positive | Total |
|--|--------------|----------|----------|------------------|-------|
| FAST PACE MEDICAL CLINIC, PLLC                       |              | 35       | 5        | 13%              | 40    |
| PACIFICA SENIOR LIVING OCALA                         |              | 35       | 5        | 13%              | 40    |
| CARE CENTERS OF NASSAU LLC MINER ROAD SOUTH          |              | 40       |          |                  | 40    |
| PRIDE DIAGNOSTICS                                    |              | 24       | 16       | 40%              | 40    |
| PALM BAY HOSPITAL                                    |              |          | 40       | 100%             | 40    |
| LONGLEAF DIAGNOSTIC LABORATORIES                     |              | 11       | 29       | 73%              | 40    |
| CENTRA CARE – LAKE NONA                              |              | 3        | 36       | 92%              | 39    |
| BAY COUNTY JAIL ANNEX                                |              | 34       | 5        | 13%              | 39    |
| ADVENT HEALTH CENTRA CARE - LAKELAND                 |              | 30       | 9        | 23%              | 39    |
| CLINICAL RESEARCH SEQUENCING PLATFORM                |              | 8        | 31       | 79%              | 39    |
| CARE 4 U MANAGEMENT, INC                             |              |          | 39       | 100%             | 39    |
| WG EVERGREEN WOODS SH LLC                            |              | 39       |          |                  | 39    |
| NORTH CENTRAL BRONX HOSPITAL                         |              | 37       | 2        | 5%               | 39    |
| HOME CARE PHARMACY                                   |              | 39       |          |                  | 39    |
| LOURDES HOSPITAL INC                                 |              | 37       | 2        | 5%               | 39    |
| SAFARI PEDIATRICS PA                                 |              | 38       | 1        | 3%               | 39    |
| GUYAN VALLEY WELLNESS CENTER                         |              | 32       | 7        | 18%              | 39    |
| MEDEX MEDICAL EXPRESS OF PALATKA LLC                 |              |          | 39       | 100%             | 39    |
| CEDAR CREEK AT KINGS BAY INC                         |              | 39       |          |                  | 39    |
| MINUTECLINIC DIAGNOSTIC OF KANSAS, PA                |              | 33       | 6        | 15%              | 39    |
| ERDOX  |              | 37       | 2        | 5%               | 39    |
| LIFESTREAM BEHAVIORIAL CENTER                        |              | 22       | 17       | 44%              | 39    |
| JUNIPER VILLAGE AT CAPE CORAL                        |              | 34       | 5        | 13%              | 39    |
| SURFSIDE URGENT CARE                                 |              | 26       | 12       | 32%              | 38    |
| MOLECULAR DIAGNOSTICS                                |              | 5        | 33       | 87%              | 38    |
| ROYAL PALM SENIOR RESIDENCE                          |              | 38       |          |                  | 38    |
| SIGNATURE HEALTHCARE OF ORANGE PARK                  |              | 35       | 3        | 8%               | 38    |
| UNIVERSITY OF ALABAMA                                |              | 35       | 3        | 8%               | 38    |
| BOND CLINIC, PA                                      |              | 9        | 29       | 76%              | 38    |
| Gabisa Medical LLC                                   |              | 38       |          |                  | 38    |
| BENTON HOUSE OF ST. JOHNS                            |              | 36       | 2        | 5%               | 38    |
| FELICIDAD MEDICAL CENTER                             |              |          | 38       | 100%             | 38    |
| PERSONAL PEDIATRICS                                  |              | 33       | 5        | 13%              | 38    |
| CENTRAL FLORIDA PEDIATRICS                           |              | 13       | 25       | 66%              | 38    |
| FLORIDA DEPARMENT OF HEALTH CLAY COUNTY              |              | 25       | 13       | 34%              | 38    |
| SAN CARLOS PHARMACY                                  |              | 34       | 4        | 11%              | 38    |
| CCRC @ SUNFLOWER LLC                                 |              | 35       | 3        | 8%               | 38    |
| NORTH FLORIDA / SOUTH GEORGIA VETERANS HEALTH SYSTEM |              |          | 38       | 100%             | 38    |
| AUTUMN OF SARASOTA                                   |              | 12       | 26       | 68%              | 38    |
| STEWART MEDICAL GROUP, INC                           |              | 21       | 17       | 45%              | 38    |
| HOMWOOD RESIDENCE AT FREEDOM PLAZA                   |              | 37       | 1        | 3%               | 38    |
| MISSION OAKS ASSISTED LIVING□                        |              | 36       | 2        | 5%               | 38    |
| ADVENTIST HEALTH SYSTEM FLORIDA                      |              | 26       | 12       | 32%              | 38    |
| HERNANDO ENDOSCOPY AND SURGERY CENTER                |              | 30       | 8        | 21%              | 38    |
| BRIDGEVIEW CENTER LLC□                               |              | 27       | 10       | 27%              | 37    |
| THE COLLIER AT NAPLES                                |              | 36       | 1        | 3%               | 37    |
| FAMILY EXTENDED CARE OF SEBRING INC                  |              | 35       | 2        | 5%               | 37    |

# COVID-19: testing by laboratory

Data through Feb 5, 2021 verified as of Feb 6, 2021 at 09:25 AM

Data in this report are provisional and subject to change.

The numbers in the table below represent the number of Florida and non-Florida residents for whom test results were received by the Department of Health. A person can be tested by more than one laboratory and can have both positive and negative results. **Therefore, the sum of the numbers in each column will be larger than the total number of people tested.**

| Reporting lab  | Inconclusive | Negative | Positive | Percent positive | Total |
|--|--------------|----------|----------|------------------|-------|
| University Hills health and Rehabilitation           |              | 27       | 10       | 27%              | 37    |
| ONE MILO   |              | 37       |          |                  | 37    |
| MORTON PLANT   |              |          | 37       | 100%             | 37    |
| ERIC C MRSHAL, MD, PC #1842                          |              | 35       | 2        | 5%               | 37    |
| SPRING MANOR ASSISTED LIVING                         |              | 37       |          |                  | 37    |
| HOLZER HEALTH CENTER                                 |              | 5        | 32       | 86%              | 37    |
| PONCE THERAPY CARE CENTER                            |              | 34       | 3        | 8%               | 37    |
| PATHOGENIUS LABORATORIES                             |              | 30       | 7        | 19%              | 37    |
| BOULEVARD REHABILITATION CENTER                      |              | 24       | 13       | 35%              | 37    |
| PLAINVIEW URGENT CARE                                |              | 35       | 2        | 5%               | 37    |
| CONNECTICUT DEPARTMENT OF HEALTH                     |              | 22       | 15       | 41%              | 37    |
| ISLAND URGENT CARE PLLC                              |              | 36       | 1        | 3%               | 37    |
| CAMPBELL URGENT CARE                                 |              |          | 37       | 100%             | 37    |
| TAYLORVILLE FAMILY MEDICINE                          |              | 30       | 7        | 19%              | 37    |
| HR SARASOTA OPERATOR LLC                             |              | 25       | 12       | 32%              | 37    |
| NORTHWELL HEALTH PLAINVIEW HOSPITAL LABORATORY       |              | 28       | 9        | 24%              | 37    |
| NORTH CAROLINA DEPARTMENT OF HEALTH & HUMAN SERVICES | 1            |          | 36       | 97%              | 37    |
| KINDRED HOSPITAL CENTRAL TAMPA BLOOD GAS             | 1            | 34       | 2        | 5%               | 37    |
| RAPID RELIABLE TESTING NY LLC                        |              | 33       | 4        | 11%              | 37    |
| CITRUS COUNTY HEALTH DEPARTMENT                      |              | 33       | 3        | 8%               | 36    |
| ACCURATE DIAGNOSTIC LAB                              |              | 35       | 1        | 3%               | 36    |
| MINUTE CLINIC INCORPORATE                            |              | 30       | 6        | 17%              | 36    |
| INNOVATION CLINICAL TRIALS, INC                      |              |          | 36       | 100%             | 36    |
| BVL/LITTLE ANGEL PEDIATRICS                          |              | 36       |          |                  | 36    |
| BRP SH OPCO LLC                                      |              | 36       |          |                  | 36    |
| MINUTECLINIC DIAGNOSTIC OF NEW JERSEY                |              | 28       | 7        | 20%              | 35    |
| SOUTHERN LABORATORY                                  |              | 10       | 25       | 71%              | 35    |
| NEUROINTERNATIONAL SARASOTA                          |              | 32       | 3        | 9%               | 35    |
| P23 LABS   |              | 35       |          |                  | 35    |
| TERRACE AT HOBE SOUND, THE                           | 1            | 31       | 3        | 9%               | 35    |
| NICEVILLE URGENT CARE                                |              | 2        | 33       | 94%              | 35    |
| STAT ONE URGENT CARE CENTER                          |              | 2        | 33       | 94%              | 35    |
| WG BAYPOINT VILLAGE SH LLC                           |              | 35       |          |                  | 35    |
| ADVENT HEALTH - FISH MEMORIAL                        |              | 2        | 33       | 94%              | 35    |
| S-H THIRTY FIVE OPCO - ORANGE CITY, LLC              |              | 26       | 9        | 26%              | 35    |
| DEVELOPMENTAL DISABILITIES DEFENDANT PROGRAM         |              | 33       | 2        | 6%               | 35    |
| UNION MEDICAL CARE PLLC                              |              | 35       |          |                  | 35    |
| LEE MEMORIAL HEALTH SYSTEM HEALTH FAIR               |              | 32       | 3        | 9%               | 35    |
| IRL  |              | 4        | 31       | 89%              | 35    |
| MARIANNA HEALTH AND REHABILITATION CENTER            |              | 34       | 1        | 3%               | 35    |
| BAYSHORE PATHOLOGY CONSULTANTS PA                    |              | 34       | 1        | 3%               | 35    |
| ST AUGUSTINE PEDIATRIC ASSOC                         |              | 31       | 4        | 11%              | 35    |
| WUESTHOFF MEMORIAL HOSPITAL                          |              |          | 35       | 100%             | 35    |
| WEST   |              | 21       | 14       | 40%              | 35    |
| IMA MEDICAL GROUP POINCIANA                          |              | 14       | 21       | 60%              | 35    |
| BELVEDERE COMMONS OF SUN CITY CENTER                 |              | 34       |          |                  | 34    |
| SUWANNEE COUNTY SHERIFF OFFICE                       |              | 31       | 3        | 9%               | 34    |

# COVID-19: testing by laboratory

Data through Feb 5, 2021 verified as of Feb 6, 2021 at 09:25 AM

Data in this report are provisional and subject to change.

The numbers in the table below represent the number of Florida and non-Florida residents for whom test results were received by the Department of Health. A person can be tested by more than one laboratory and can have both positive and negative results. **Therefore, the sum of the numbers in each column will be larger than the total number of people tested.**

| Reporting lab  | Inconclusive | Negative | Positive | Percent positive | Total |
|--|--------------|----------|----------|------------------|-------|
| GATTOLINE ENTERPRISES, INC. DBA FAMILY CARE PHARMACY |              | 28       | 6        | 18%              | 34    |
| REDI-MED WALK IN FAMILY CLINIC                       |              |          | 34       | 100%             | 34    |
| S-H THIRTY FIVE OPCO - LUTZ, LLC                     |              | 33       | 1        | 3%               | 34    |
| PREMIER COMMUNITY HEALTHCARE GROUP INC               |              | 33       | 1        | 3%               | 34    |
| PREMISE HEALTH MIA                                   |              | 1        | 33       | 97%              | 34    |
| MERCY MEDICAL URGENT CARE CENTER INC                 |              | 5        | 29       | 85%              | 34    |
| COLLIER HMA PHYSICIAN MANAGEMENT LLC                 |              | 26       | 8        | 24%              | 34    |
| ST JOHNS COUNTY DETENTION CENTER                     |              | 34       |          |                  | 34    |
| ST JOSEPH'S HOSPITAL LABORATORY                      |              |          | 34       | 100%             | 34    |
| G & R HEALTH MART PHARMACY                           |              | 25       | 9        | 26%              | 34    |
| BIOFIRE  |              | 7        | 27       | 79%              | 34    |
| PARAMOUNT WALK-IN CLINIC                             |              | 1        | 33       | 97%              | 34    |
| INSTITUTE OF PATHOLOGY KINGS COUNTY                  |              | 33       | 1        | 3%               | 34    |
| MORTON PLANT HOSPITAL NURSING                        |              |          | 34       | 100%             | 34    |
| CSL PLASMA INC                                       |              | 7        | 27       | 79%              | 34    |
| TUSCAN GARDENS OF DELRAY BEACH MANAGEMENT COMPANY,   |              | 34       |          |                  | 34    |
| LONG TERM CARE OF GULF BREEZE LLC                    |              | 30       | 4        | 12%              | 34    |
| POARCH BANC CREEK INDIANS TRIBAL HEALTH DEPARTMENT   |              |          | 34       | 100%             | 34    |
| RASHDA ALBIBI M.D. P.A.                              |              | 31       | 3        | 9%               | 34    |
| PARKSIDE HEALTH AND REHABILITATION CENTER            |              |          | 34       | 100%             | 34    |
| WELL-BEING MEDICAL CENTER PLLC                       |              | 30       | 4        | 12%              | 34    |
| CROSSROADS URGENT CARE                               |              | 20       | 14       | 41%              | 34    |
| CARE CENTERS OF NASSAU, LLC - HENDRICKS RD           |              | 34       |          |                  | 34    |
| ENCOMPASS HEALTH REHABILITATION HOSPITAL OF LARGO    |              | 31       | 3        | 9%               | 34    |
| THE MERIDIAN AT BOCA RATON                           | 1            | 33       |          |                  | 34    |
| CVS MINUTE CLINIC                                    |              | 1        | 33       | 97%              | 34    |
| PATRICK MANOR INCORPORATED                           |              | 34       |          |                  | 34    |
| LUTHERAN HAVEN EXTENDED CONGREGATE CAR               |              | 33       |          |                  | 33    |
| BOND CLINIC  |              | 3        | 30       | 91%              | 33    |
| STETSON UNIVERSITY STUDENT HEALTH CENTER             |              | 3        | 30       | 91%              | 33    |
| ROYAL CARE OF AVON PARK                              |              | 30       | 3        | 9%               | 33    |
| JENNIFER J CHIAVETTA-GRLSANTI DC                     |              | 24       | 9        | 27%              | 33    |
| THE GOOD SHEPARDS OF DELAND-WEST                     |              | 32       | 1        | 3%               | 33    |
| MEDCOMP SCIENCES                                     |              |          | 33       | 100%             | 33    |
| PHYSICIAN ASSOCIATES LLC                             |              | 26       | 7        | 21%              | 33    |
| ATRIA WILLOW WOOD                                    |              | 32       | 1        | 3%               | 33    |
| GREENRIDGE GROUP HOME                                | 3            | 11       | 19       | 58%              | 33    |
| PHOSPHORUS DIAGNOSTICS                               |              | 27       | 6        | 18%              | 33    |
| ST. MARYS MEDICAL CENTER                             |              | 1        | 32       | 97%              | 33    |
| GRAMERCY PARK URGENT CARE                            |              | 32       | 1        | 3%               | 33    |
| VIP WALK IN CLINIC                                   |              | 19       | 14       | 42%              | 33    |
| SANFORD MOBILE LAB PGA TOUR                          |              | 32       | 1        | 3%               | 33    |
| FLORIDA PEDIATRIC GROUP PA                           |              | 28       | 5        | 15%              | 33    |
| ANDALUSIA HEALTH                                     |              | 16       | 17       | 52%              | 33    |
| PRMG - EAST NAPLES                                   |              | 23       | 10       | 30%              | 33    |
| Kensington Gardens                                   |              | 33       |          |                  | 33    |
| METRO KNOXVILLE HMA                                  |              | 25       | 8        | 24%              | 33    |



# COVID-19: testing by laboratory

Data through Feb 5, 2021 verified as of Feb 6, 2021 at 09:25 AM

Data in this report are provisional and subject to change.

The numbers in the table below represent the number of Florida and non-Florida residents for whom test results were received by the Department of Health. A person can be tested by more than one laboratory and can have both positive and negative results. **Therefore, the sum of the numbers in each column will be larger than the total number of people tested.**

| Reporting lab                                      | Inconclusive | Negative | Positive | Percent positive | Total |
|--|--------------|----------|----------|------------------|-------|
| LONG ISLAND JEWISH MED CTR                         |              | 30       | 3        | 9%               | 33    |
| AYERS NURSING AND REHABILITATION CENTER            |              | 33       |          |                  | 33    |
| University Hospital                                |              | 28       | 5        | 15%              | 33    |
| AHSE ROP   |              | 32       | 1        | 3%               | 33    |
| HOLY NAME HOSPITAL LABORATORY                      |              | 32       | 1        | 3%               | 33    |
| CALHOUN COUNTY HEALTH DEPT                         |              | 13       | 20       | 61%              | 33    |
| MAINSTREET FAMILY URGENT CARE                      |              | 1        | 32       | 97%              | 33    |
| Heartland Health Care Center North Sarasota        |              | 18       | 14       | 44%              | 32    |
| MINUTECLINIC DIAGNOSTIC OF RHODE ISLAND, LLC #1544 |              | 31       | 1        | 3%               | 32    |
| WESTWOOD NURSING AND REHABILITATION                |              | 28       | 4        | 13%              | 32    |
| COMPLETE HOME CARE OF THE PALM BEACHES LLC         |              | 30       | 2        | 6%               | 32    |
| VETERANS HOME                                      |              |          | 32       | 100%             | 32    |
| AVALON PARK RETIREMENT RESIDENCE                   |              | 31       | 1        | 3%               | 32    |
| VILLAGE ON THE ISLE☐                               |              | 27       | 5        | 16%              | 32    |
| WESTMINSTER ST AUGUSTINE                           |              | 32       |          |                  | 32    |
| OPIS COQUINA CENTER                                |              | 32       |          |                  | 32    |
| KEYSTYLE LIVING LLC                                | 1            | 30       | 1        | 3%               | 32    |
| JACKSON HEALTH SYSTEM                              |              | 1        | 31       | 97%              | 32    |
| PECONIC BAY MEDICAL CENTER LABORATORY              |              | 24       | 8        | 25%              | 32    |
| VETERAN AFFAIRS MEDICAL CENTER - JAMES J PETERS    |              | 30       | 2        | 6%               | 32    |
| CDR MAGUIRE - MIAMI BEACH CC MISSION 17388         |              | 2        | 30       | 94%              | 32    |
| NIGHT LITE PEDIATRICS URGENT CARE CENTER           |              |          | 32       | 100%             | 32    |
| HARMONY HEALTH OPCO, LLC                           |              | 15       | 17       | 53%              | 32    |
| PORT SAINT JOHN FAMILY PRACTICE                    |              | 20       | 12       | 38%              | 32    |
| JOHN KNOX VILLAGE OF CENTRAL FLORIDA               |              | 28       | 4        | 13%              | 32    |
| IPSUM DIAGNOSTICS                                  |              | 3        | 29       | 91%              | 32    |
| TRADITIONAL HOME CARE INC                          |              | 30       | 1        | 3%               | 31    |
| INTERCOASTAL MEDICAL GROUP                         |              |          | 31       | 100%             | 31    |
| SPEARHEAD MEDICAL                                  |              |          | 31       | 100%             | 31    |
| REGENCY PARK ASSISTED LIVING FACILITY              |              | 29       | 2        | 6%               | 31    |
| ASHTON PLACE                                       | 3            | 24       | 4        | 13%              | 31    |
| WAVE CREST HEALTH AND REHABILITATION CENTER        |              | 30       | 1        | 3%               | 31    |
| UHEALTH AT FISHER ISLAND                           |              |          | 31       | 100%             | 31    |
| SOUTHSIDE HOSPITAL NORTHWELL HEALTH LABORATORY     |              | 27       | 4        | 13%              | 31    |
| COLLIER ANESTHESIA PAIN LLC                        |              | 31       |          |                  | 31    |
| LabCorp L#09258130 M#09258125                      |              | 12       | 19       | 61%              | 31    |
| NIGHT LITE PEDIATRIC CENTER                        |              | 10       | 21       | 68%              | 31    |
| MICHAEL J D'AMBROSE MD PA                          |              | 29       | 2        | 6%               | 31    |
| BROOKDALE CANOPY OAKS                              |              |          | 31       | 100%             | 31    |
| ADVENTHEALTH MEDICAL GROUP FAMILY MEDICINE AT RDV  |              | 31       |          |                  | 31    |
| EAST HILL PHARMACY                                 |              | 23       | 8        | 26%              | 31    |
| DISCOVERY COMMONS AT BRADENTON                     |              | 31       |          |                  | 31    |
| HOLMES COUNTY HEALTH DEPARTMENT                    |              | 22       | 9        | 29%              | 31    |
| SILVER LAKE PEDIATRICS PA                          |              | 27       | 4        | 13%              | 31    |
| Consulate Health Care of Orange Park               |              | 27       | 3        | 10%              | 30    |
| MAKO MEDICAL                                       |              | 16       | 14       | 47%              | 30    |
| AMEERAH LABS                                       |              |          | 30       | 100%             | 30    |

# COVID-19: testing by laboratory

Data through Feb 5, 2021 verified as of Feb 6, 2021 at 09:25 AM

Data in this report are provisional and subject to change.

The numbers in the table below represent the number of Florida and non-Florida residents for whom test results were received by the Department of Health. A person can be tested by more than one laboratory and can have both positive and negative results. **Therefore, the sum of the numbers in each column will be larger than the total number of people tested.**

| Reporting lab                                  | Inconclusive | Negative | Positive | Percent positive | Total |
|--|--------------|----------|----------|------------------|-------|
| THE TERRACE AT IVY ACRES ALF                   |              | 11       | 19       | 63%              | 30    |
| REGENCY OAKS HEALTH CENTER                     |              | 28       | 2        | 7%               | 30    |
| Okeechobee Health Care Facility                |              | 16       | 14       | 47%              | 30    |
| FHMG-FLORIDA HOSPITAL MEDICAL GROUP            |              | 23       | 7        | 23%              | 30    |
| ORANGE PARK PEDIATRICS                         |              | 24       | 6        | 20%              | 30    |
| ARTHREX MEDICAL CENTER                         |              | 14       | 16       | 53%              | 30    |
| ADVENT HEALTH PRIMARY CARE PLUS, WINTER GARDEN |              | 26       | 4        | 13%              | 30    |
| HIGHLANDS LAKE CENTER                          |              | 27       | 3        | 10%              | 30    |
| LAKELAND REGIONAL HEALTH GATEWAY CENTER        |              | 7        | 23       | 77%              | 30    |
| HERITAGE WATERSIDE                             |              | 27       | 3        | 10%              | 30    |
| CLINCLOUD, LLC                                 |              |          | 30       | 100%             | 30    |
| AMERICAN ESOTERIC LABORATORIES                 |              | 15       | 15       | 50%              | 30    |
| KEY WEST MEDICAL CENTER                        | 1            | 28       | 1        | 3%               | 30    |
| CCS - JOSEPH V CONTE                           |              | 28       | 1        | 3%               | 29    |
| PALM GARDEN OF JACKSONVILLE                    |              | 27       | 2        | 7%               | 29    |
| SUNTREE INTERNAL MEDICINE                      |              | 29       |          |                  | 29    |
| PRO HEALTH HARMONY                             |              | 29       |          |                  | 29    |
| ATRIA SAN PABLO                                |              | 27       | 2        | 7%               | 29    |
| VIKOR SCIENTITIC                               |              |          | 29       | 100%             | 29    |
| RENAISSANCE SENIOR LIVING                      | 1            | 28       |          |                  | 29    |
| BONIFAY NURSING AND REHAB CENTER               |              |          | 29       | 100%             | 29    |
| COMPREHENSIVE CHILDCARE                        |              | 23       | 6        | 21%              | 29    |
| NEMOURS CHILDRENS CLINIC                       |              | 22       | 7        | 24%              | 29    |
| UNION MEDICAL CARE                             |              | 29       |          |                  | 29    |
| EVERLYWELL                                     |              | 16       | 13       | 45%              | 29    |
| MIAMI CLINICAL RESEARCH CORP                   |              |          | 29       | 100%             | 29    |
| EASYCARE WALK-IN CLINIC                        |              | 11       | 18       | 62%              | 29    |
| UNIV OF ROCHESTER-STRONG MEMORIAL HOSP         |              | 28       | 1        | 3%               | 29    |
| RENAISSANCE AT THE TERRACES                    |              | 28       | 1        | 3%               | 29    |
| NURSES HELPING HANDS INC ALF                   |              | 29       |          |                  | 29    |
| MINUTECLINIC DIAGNOSTIC OF HAWAII LLC          |              | 26       | 3        | 10%              | 29    |
| FLORIDA DEPARTMENT OF HEALTH IN MONROE COUNTY  |              | 26       | 3        | 10%              | 29    |
| MIDDLETOWN MEDICAL P C                         |              | 20       | 9        | 31%              | 29    |
| WALK IN MEDICAL URGENT CARE                    |              | 29       |          |                  | 29    |
| CORAL HOUSE ASSISTED LIVING COMMUNITY LLC      |              | 29       |          |                  | 29    |
| PROFESSIONAL PEDIATRICS                        |              | 27       | 2        | 7%               | 29    |
| MINUTE CLINIC LLC #2216                        |              | 27       | 2        | 7%               | 29    |
| P4CLINICAL                                     | 3            | 2        | 24       | 83%              | 29    |
| DEPT OF VA MED CENTE-WEST PALM BEACH           |              |          | 29       | 100%             | 29    |
| WASHINGTON COUNTY HEALTH DEPARTMENT            |              | 17       | 12       | 41%              | 29    |
| EMERGENCY PHYSICIANS MEDICAL CENTER LLC        |              | 13       | 16       | 55%              | 29    |
| LYSTER ACH FT RUCKER AL                        |              | 25       | 3        | 11%              | 28    |
| FLAGLER HOSPITAL INC                           | 2            |          | 26       | 93%              | 28    |
| LANDMARK HOSPITAL SOUTHWEST FLORIDA LLC        |              | 27       | 1        | 4%               | 28    |
| ALABAMA CLINICS                                |              | 15       | 13       | 46%              | 28    |
| WELLMED AT NEW TAMPA                           |              | 22       | 6        | 21%              | 28    |
| FAMILY CARE PARTNERS URGENT CARE LLC           |              | 22       | 6        | 21%              | 28    |

# COVID-19: testing by laboratory

Data through Feb 5, 2021 verified as of Feb 6, 2021 at 09:25 AM

Data in this report are provisional and subject to change.

The numbers in the table below represent the number of Florida and non-Florida residents for whom test results were received by the Department of Health. A person can be tested by more than one laboratory and can have both positive and negative results. **Therefore, the sum of the numbers in each column will be larger than the total number of people tested.**

| Reporting lab                                    | Inconclusive | Negative | Positive | Percent positive | Total |
|--|--------------|----------|----------|------------------|-------|
| PANCARE HEALTH - BONIFAY K-8                     |              |          | 28       | 100%             | 28    |
| UNIVERSITY MEDICAL CTR OF PRINCETON AT           |              | 26       | 2        | 7%               | 28    |
| Cleveland Clinic Laboratories                    |              | 4        | 24       | 86%              | 28    |
| BOCA BIOLISTIC REFERENCE LAB                     |              |          | 28       | 100%             | 28    |
| PANCARE HEALTH - BAY COUNTY - YOUNGSTOWN         |              | 25       | 3        | 11%              | 28    |
| EDEN AT CRESTVIEW                                |              | 12       | 16       | 57%              | 28    |
| BROOKDALE PHILLIPPI CREEK                        |              |          | 28       | 100%             | 28    |
| PORT ST LUCIE HOSPITAL                           |              | 25       | 3        | 11%              | 28    |
| HEALTH FIRST - VIERA HOSPITAL                    |              | 1        | 27       | 96%              | 28    |
| MAGNOLIA DIAGNOSTICS, LLC                        |              | 3        | 25       | 89%              | 28    |
| DAVID LAWRENCE CENTER                            |              | 24       | 4        | 14%              | 28    |
| CDC  |              | 17       | 11       | 39%              | 28    |
| NCHD   |              | 14       | 14       | 50%              | 28    |
| WARDE MEDICAL LABORATORY                         |              | 20       | 8        | 29%              | 28    |
| COUNTY OF LOS ANGELES                            |              |          | 28       | 100%             | 28    |
| FAMILY CARE PARTNERS                             |              | 18       | 10       | 36%              | 28    |
| KEY PRIMARY CARE                                 |              |          | 28       | 100%             | 28    |
| DUVAL PHARMACY                                   |              | 22       | 6        | 21%              | 28    |
| CAREHERE LAKE SCHOOLS EMPLOYEE HEALTH CENTER     |              | 19       | 9        | 32%              | 28    |
| ACTIVE SENIOR LIVING                             |              | 26       | 2        | 7%               | 28    |
| PINELLAS INTERNAL MEDICINE ASSOCIATES            | 1            | 26       | 1        | 4%               | 28    |
| COMMUNITY MEDICAL CARE CENTER INC                |              |          | 28       | 100%             | 28    |
| LAKELAND NURSING AND REHABILITATION CENTER       |              |          | 28       | 100%             | 28    |
| IMA MEDICAL CENTER                               |              | 16       | 12       | 43%              | 28    |
| MADISON COUNTY MEMORIAL HOSPITAL LABORATORY      |              | 14       | 13       | 48%              | 27    |
| BAY STREET PHARMACY☐                             |              | 26       | 1        | 4%               | 27    |
| ACCESS 365 URGENT CARE                           |              | 8        | 19       | 70%              | 27    |
| HEALTHPARK MEDICAL CENTER ABG LAB                |              | 26       | 1        | 4%               | 27    |
| LEXINGTON PLACE SENIOR LIVING COMMUNITY          |              | 27       |          |                  | 27    |
| LAKE MARY - STIRLING CENTER SUITE 202            |              |          | 27       | 100%             | 27    |
| URGENT CARE CENTER                               |              |          | 27       | 100%             | 27    |
| Wiregrass Rehabilitation Center and Nursing Home |              | 26       | 1        | 4%               | 27    |
| BULLS HEAD URGENT CARE                           |              | 26       | 1        | 4%               | 27    |
| SPANISH RIVER HIGH SCHOOL ESE                    |              | 23       | 4        | 15%              | 27    |
| AMMON ANALYTICAL LABORATORIES                    |              | 23       | 4        | 15%              | 27    |
| BARBARA O'REILLY MD PA                           |              | 26       | 1        | 4%               | 27    |
| BRANDON COMMUNITY HEALTH CENTER                  |              | 19       | 8        | 30%              | 27    |
| UCLA HEALTHCARE CLINICAL LABS                    |              | 23       | 4        | 15%              | 27    |
| DUVAL COUNTY HEALTH DEPARTMENT                   |              | 27       |          |                  | 27    |
| STATEN ISLAND UNIVERSITY HOSPITAL-POUCH          |              | 27       |          |                  | 27    |
| EASTERN SHORE URGENT CARE                        |              | 17       | 10       | 37%              | 27    |
| LABORATORY ALLIANCE OF CENTRAL NEW YORK          |              | 26       | 1        | 4%               | 27    |
| SUNCOAST LABS                                    |              |          | 27       | 100%             | 27    |
| MINUTE CLINIC, LLC DBA MINUTECLINIC #4505        |              | 25       | 2        | 7%               | 27    |
| RIVERHEAD URGENT CARE                            |              | 26       | 1        | 4%               | 27    |
| FAST PACE MEDICAL CLINIC                         |              | 24       | 3        | 11%              | 27    |
| EXPRESS CARE OF BELLEVIEW                        |              | 27       |          |                  | 27    |

# COVID-19: testing by laboratory

Data through Feb 5, 2021 verified as of Feb 6, 2021 at 09:25 AM

Data in this report are provisional and subject to change.

The numbers in the table below represent the number of Florida and non-Florida residents for whom test results were received by the Department of Health. A person can be tested by more than one laboratory and can have both positive and negative results. **Therefore, the sum of the numbers in each column will be larger than the total number of people tested.**

| Reporting lab  | Inconclusive | Negative | Positive | Percent positive | Total |
|--|--------------|----------|----------|------------------|-------|
| JAMAICA HOSPITAL MEDICAL CENTER                            |              | 25       | 2        | 7%               | 27    |
| SANTA BARBARA CARE CENTER                                  |              | 17       | 10       | 37%              | 27    |
| MONCRIEF ARMY HEALTH CLINIC                                |              |          | 26       | 100%             | 26    |
| BENTLEY VILLAGE II   |              | 17       | 9        | 35%              | 26    |
| LOOP PEDIATRICS  |              | 22       | 4        | 15%              | 26    |
| BROOKDALE BRANDON  | 1            | 25       |          |                  | 26    |
| NORTH FLORIDA PEDIATRICS - JACKSONVILLE                    |              | 22       | 4        | 15%              | 26    |
| WEINBERG VILLAGE   |              | 25       | 1        | 4%               | 26    |
| AESTHETIC ENHANCEMENTS                                     |              | 26       |          |                  | 26    |
| PREMIER URGENT CARE CENTER LLC                             |              |          | 26       | 100%             | 26    |
| STUART REHABILITATION AND HEALTHCARE                       |              | 12       | 14       | 54%              | 26    |
| BROOKDALE SOUTHPOINT                                       |              |          | 26       | 100%             | 26    |
| ADVANCE URGENT CARE CENTER, LLC                            |              | 1        | 25       | 96%              | 26    |
| WIREGRASS CLINIC LLC                                       |              | 21       | 5        | 19%              | 26    |
| TAMPA BAY CONCIERGE DOCTOR, LLC                            |              | 24       | 2        | 8%               | 26    |
| THE MINIER URGENT CARE                                     |              | 20       | 6        | 23%              | 26    |
| TGH URGENT CARE - RIVERVIEW                                |              |          | 26       | 100%             | 26    |
| ATRIA LADY LAKE  |              | 26       |          |                  | 26    |
| ADVENT HEALTH PARTIN SETTLEMENT HEALTH PARK                |              | 18       | 8        | 31%              | 26    |
| WEST BROWARD CARE CENTER                                   |              | 24       | 2        | 8%               | 26    |
| COLORADO DEPARTMENT OF HEALTH LABORATORY SERVICES DIVISION |              |          | 26       | 100%             | 26    |
| MARION PEDIATRICS PA                                       |              | 19       | 7        | 27%              | 26    |
| PALM BEACH COUNTY FIRE RESCUE                              |              | 24       | 2        | 8%               | 26    |
| HARBORCHASE OF WELLINGTON CROSSING                         |              | 24       | 2        | 8%               | 26    |
| LOT HEALTH SERVICES☐                                       | 1            | 25       |          |                  | 26    |
| NATIONAL MENTOR HEALTHCARE LLC                             |              |          | 26       | 100%             | 26    |
| BODYK  |              | 22       | 4        | 15%              | 26    |
| PERDIDO URGENT CARE  |              | 1        | 25       | 96%              | 26    |
| VETERANS AFFAIRS MEDICAL CENTER - NEW YORK HARBOR          |              | 25       | 1        | 4%               | 26    |
| URGENT FAMILY CARE INC                                     |              | 23       | 3        | 12%              | 26    |
| OAKTREE HEALTHCARE   |              |          | 26       | 100%             | 26    |
| PULMONARY SPECIALISTS OF THE PALM BEACHES                  |              | 16       | 10       | 38%              | 26    |
| BROWARD HEALTH IMPERIAL POINT NURSING                      |              |          | 25       | 100%             | 25    |
| ALAN A SMITH MD LLC  |              | 24       | 1        | 4%               | 25    |
| Lanier Rehab   |              |          | 25       | 100%             | 25    |
| M&V SAN JOSE MEDICAL CENTER                                |              |          | 25       | 100%             | 25    |
| SYNIVERSE WELLNESS CENTER                                  |              | 21       | 4        | 16%              | 25    |
| ST PETER'S BENDER LABORATORY                               |              | 25       |          |                  | 25    |
| GARDENS HEALTH NH LLC                                      |              | 25       |          |                  | 25    |
| TALLAHASSEE DEVELOPMENTAL CENTER☐                          |              | 24       | 1        | 4%               | 25    |
| SANITAS  |              | 4        | 21       | 84%              | 25    |
| ST. CLOUD HOSPITAL   |              | 20       | 5        | 20%              | 25    |
| CHILDRENS MEDICAL CENTER                                   |              |          | 25       | 100%             | 25    |
| FEDERAL PRISON CAMP PENSACOLA                              |              |          | 25       | 100%             | 25    |
| LAKES DIALYSIS CENTER INC                                  |              |          | 25       | 100%             | 25    |
| UNIPATH  |              | 18       | 7        | 28%              | 25    |
| WESTPAC LABS   |              | 1        | 24       | 96%              | 25    |

# COVID-19: testing by laboratory

Data through Feb 5, 2021 verified as of Feb 6, 2021 at 09:25 AM

Data in this report are provisional and subject to change.

The numbers in the table below represent the number of Florida and non-Florida residents for whom test results were received by the Department of Health. A person can be tested by more than one laboratory and can have both positive and negative results. **Therefore, the sum of the numbers in each column will be larger than the total number of people tested.**

| Reporting lab                                     | Inconclusive | Negative | Positive | Percent positive | Total |
|---|--------------|----------|----------|------------------|-------|
| UNION CHD   |              | 22       | 3        | 12%              | 25    |
| EAST HILL MEDICAL GROUP                           |              | 17       | 8        | 32%              | 25    |
| WOMENS CARE FLORIDA LABORATORY                    |              | 25       |          |                  | 25    |
| THE WATERMARK AT VISTAWILLA                       |              | 25       |          |                  | 25    |
| VASSAR BROTHERS MEDICAL CENTER LABORATORY         |              | 24       | 1        | 4%               | 25    |
| ADVENT HEALTH - LAKE MARY PEDIATRICS              |              | 16       | 9        | 36%              | 25    |
| RJ LEE GROUP                                      | 1            | 23       | 1        | 4%               | 25    |
| GASTROENTEROLOGY ASSOCIATES OF PENSACOLA PA       |              | 22       | 3        | 12%              | 25    |
| MONTEFIORE NEW ROCHELLE HOSPITAL                  |              | 23       | 2        | 8%               | 25    |
| ARCPOINT LABS OF FORT LAUDERDALE                  |              | 25       |          |                  | 25    |
| WAKULLA COUNTY HEALTH DEPARTMENT                  |              | 11       | 14       | 56%              | 25    |
| ALWAYS BEST CARE SENIOR SERVICES                  |              | 22       | 2        | 8%               | 24    |
| Bon Secours Maria Manor                           |              | 19       | 5        | 21%              | 24    |
| PHYSICIANS PRIMARY CARE OF SW FLORIDA PL          |              | 24       |          |                  | 24    |
| THE TRADITION OF THE PALM BEACHES                 |              | 23       | 1        | 4%               | 24    |
| THE LODGE AND REHABILITATION CENTER               |              | 9        | 15       | 63%              | 24    |
| WELLNOW URGENT CARE                               |              | 23       | 1        | 4%               | 24    |
| VILLAGES REHABILITATION AND NURSING CENTER        |              | 24       |          |                  | 24    |
| RESIDENCE AT BAY VUE                              |              | 23       | 1        | 4%               | 24    |
| OAKMONTE VILLAGE                                  |              | 23       | 1        | 4%               | 24    |
| FLORIDA ATLANTIC UNIVERSITY                       |              | 21       | 3        | 13%              | 24    |
| RAINBOW PEDIATRICS                                |              | 1        | 23       | 96%              | 24    |
| GULFSIDE HOSPICE INC                              |              | 21       | 3        | 13%              | 24    |
| AVENTIS BIO-SERVICES CTL                          |              | 24       |          |                  | 24    |
| HENNEPIN COUNTY MEDICAL CENTER (HCMC)             |              | 13       | 11       | 46%              | 24    |
| MINUTECLINIC DIAGNOSTIC OF RHODE ISLAND, LLC #212 |              | 24       |          |                  | 24    |
| UR CARE FAMILY AND SPORTS MEDICINE                |              |          | 24       | 100%             | 24    |
| WEISS PEDIATRIC CARE LLC                          |              | 16       | 8        | 33%              | 24    |
| WESTMINSTER WOODS ON JULINGTON CREEK              |              | 22       | 2        | 8%               | 24    |
| THE COMMONWEALTH OF MASSACHUSETTS                 |              |          | 24       | 100%             | 24    |
| LABORATORY DYNAMICS                               |              | 20       | 4        | 17%              | 24    |
| LAKE PLACID HEALTH AND REHABILITATION             |              |          | 24       | 100%             | 24    |
| COLONY CARE CENTER                                |              | 15       | 9        | 38%              | 24    |
| TARPON BAYOU CENTER                               |              |          | 24       | 100%             | 24    |
| PENSACOLA PEDIATRICS - PACE                       |              | 16       | 8        | 33%              | 24    |
| PALMS, THE  |              | 24       |          |                  | 24    |
| EPIC REFERENCE LABS INC                           |              |          | 24       | 100%             | 24    |
| ATRIA AT ST JOSEPHS                               |              | 24       |          |                  | 24    |
| ABL MEDICAL CARE LLC                              |              |          | 24       | 100%             | 24    |
| MED PLUS FLORENCE                                 |              | 20       | 4        | 17%              | 24    |
| MILLENIA ADVANCED SCIENTIFIC LLC                  |              |          | 24       | 100%             | 24    |
| ATLAN   |              | 21       | 3        | 13%              | 24    |
| SUNLIFE PHARMACY                                  |              | 24       |          |                  | 24    |
| COURTYARDS OF ORLANDO                             |              | 24       |          |                  | 24    |
| MADWAR  |              | 19       | 5        | 21%              | 24    |
| SENIOR HEALTH OF WINTER PARK DUNDEE               |              | 24       |          |                  | 24    |
| THE CHAPPEL GROUP RESEARCH                        |              | 24       |          |                  | 24    |



# COVID-19: testing by laboratory

Data through Feb 5, 2021 verified as of Feb 6, 2021 at 09:25 AM

Data in this report are provisional and subject to change.

The numbers in the table below represent the number of Florida and non-Florida residents for whom test results were received by the Department of Health. A person can be tested by more than one laboratory and can have both positive and negative results. **Therefore, the sum of the numbers in each column will be larger than the total number of people tested.**

| Reporting lab  | Inconclusive | Negative | Positive | Percent positive | Total |
|--|--------------|----------|----------|------------------|-------|
| CHILDREN'S MEDICAL CENTER                            |              |          | 24       | 100%             | 24    |
| STEWART MELBOURNE HOSPITAL                           |              |          | 24       | 100%             | 24    |
| SUNQUEST   |              | 3        | 21       | 88%              | 24    |
| HERITAGE OAKS ASSISTED LIVING & MEMORY CARE          |              | 20       | 4        | 17%              | 24    |
| ADVANCED URGENT CARE                                 |              | 12       | 12       | 50%              | 24    |
| BROOKDALE VERO BEACH SOUTH AL                        |              | 24       |          |                  | 24    |
| STATE LAB  |              | 2        | 21       | 91%              | 23    |
| BROOKWOOD BAPTIST MEDICAL CENTER                     |              | 22       | 1        | 4%               | 23    |
| SUMMIT MEDICAL GROUP - 75 E NORTHFIELD               |              | 21       | 2        | 9%               | 23    |
| BROOKDALE UNIVERSITY HOSPITAL                        |              | 22       | 1        | 4%               | 23    |
| MADISON COUNTY MEMORIAL HOSP                         |              | 12       | 11       | 48%              | 23    |
| Summit Medical Group Westfield Lab                   |              | 20       | 3        | 13%              | 23    |
| ORANGE PEDIATRICS                                    |              |          | 23       | 100%             | 23    |
| SUMTER PEDIATRICS                                    |              | 21       | 2        | 9%               | 23    |
| ADVENTHEALTH MEDICAL GROUP FAMILY MEDICINE           |              | 22       | 1        | 4%               | 23    |
| BRADFORD COUNTY HEALTH DEPARTMENT                    |              | 22       | 1        | 4%               | 23    |
| WUESTHOFF MEDICAL CENTER-MELBOURNE                   |              |          | 23       | 100%             | 23    |
| HEALTH MED CENTERS                                   |              | 23       |          |                  | 23    |
| GRAND VILLA OF DELAND                                |              | 19       | 4        | 17%              | 23    |
| DCH REGIONAL MEDICAL CENTER LABORATORY               |              | 22       | 1        | 4%               | 23    |
| EGL GENETIC DIAGNOSTICS                              |              | 1        | 22       | 96%              | 23    |
| AVOW HOSPICE INC                                     |              | 23       |          |                  | 23    |
| FINLAY C. LABORATORY                                 |              | 3        | 20       | 87%              | 23    |
| CERON PEDIATRICS & INTEGRATIVE MEDICIN               |              | 23       |          |                  | 23    |
| PARK WEST MEDICAL CENTER                             |              | 22       | 1        | 4%               | 23    |
| RESIDENTIAL PLAZA AT BLUE LAGOON INC                 |              | 21       | 2        | 9%               | 23    |
| UF HEALTH NORTH JACKSONVILLE                         |              |          | 23       | 100%             | 23    |
| NEW JERSEY   |              | 22       | 1        | 4%               | 23    |
| AHEC CLINIC  |              | 2        | 21       | 91%              | 23    |
| JOSEF SCHENKER MD PC                                 |              | 23       |          |                  | 23    |
| WOODHOUSE INC  |              | 17       | 6        | 26%              | 23    |
| OCOEE PEDIATRICS                                     |              | 19       | 4        | 17%              | 23    |
| COLORADO DEPARTMENT OF PUBLIC HEALTH AND ENVIRONMENT |              |          | 23       | 100%             | 23    |
| UNIVERSITY HILLS HEALTH AND REHABILITATION CENTER    |              | 18       | 5        | 22%              | 23    |
| CHIPOLA MEDICAL ASSOCIATES                           |              | 4        | 19       | 83%              | 23    |
| ISLAND COAST PEDIATRICS PA                           |              | 22       | 1        | 4%               | 23    |
| GOOD SAMARITAN HOSPITAL LABORATORY                   |              | 20       | 3        | 13%              | 23    |
| OPTUMCARE SOUTH FLORIDA, LLC                         |              | 17       | 6        | 26%              | 23    |
| NOBLE SENIOR LIVING                                  |              | 3        | 20       | 87%              | 23    |
| PRIME CARE ONE LLC/HARBORCHASE OF VENICE             |              |          | 23       | 100%             | 23    |
| SOUTHEASTERN OUTPATIENT SURGERY CENTER               |              | 22       | 1        | 4%               | 23    |
| DOT DOC SARASOTA                                     |              | 20       | 2        | 9%               | 22    |
| FLORIDA HOSPITAL LABS                                |              | 12       | 10       | 45%              | 22    |
| MINUTECLINIC, LLC                                    |              | 18       | 4        | 18%              | 22    |
| GRAND AVENUE RX                                      |              |          | 22       | 100%             | 22    |
| DIACARTA INC.  |              | 22       |          |                  | 22    |
| ELAN SPANISH SPRINGS                                 |              | 4        | 18       | 82%              | 22    |

# COVID-19: testing by laboratory

Data through Feb 5, 2021 verified as of Feb 6, 2021 at 09:25 AM

Data in this report are provisional and subject to change.

The numbers in the table below represent the number of Florida and non-Florida residents for whom test results were received by the Department of Health. A person can be tested by more than one laboratory and can have both positive and negative results. **Therefore, the sum of the numbers in each column will be larger than the total number of people tested.**

| Reporting lab                                  | Inconclusive | Negative | Positive | Percent positive | Total |
|--|--------------|----------|----------|------------------|-------|
| FLORIDA PEDIATRICS                             |              | 6        | 16       | 73%              | 22    |
| TEN HEALTHCARE                                 |              | 6        | 16       | 73%              | 22    |
| ADVENT HEALTH EXPRESS                          |              | 9        | 13       | 59%              | 22    |
| ISLAMORADA VILLAGE OF ISLANDS FIRE RESCUE      |              | 21       | 1        | 5%               | 22    |
| PULSE MEDICAL GROUP INC                        |              |          | 22       | 100%             | 22    |
| FIRST CHOICE PEDIATRICS LOOP                   |              | 20       | 2        | 9%               | 22    |
| COASTAL SKIN SURGERY AND DERMATOLOGY           |              | 15       | 7        | 32%              | 22    |
| FORT CAROLINE GARDENS, INC                     |              | 20       | 2        | 9%               | 22    |
| APOLLO SURGERY CENTER                          |              | 20       | 2        | 9%               | 22    |
| MD BEAUTY LABS, PA                             |              | 21       | 1        | 5%               | 22    |
| STEWART MEDICAL GROUP INC                      |              |          | 22       | 100%             | 22    |
| MOBILE DIVISION LABORATORY                     |              | 7        | 15       | 68%              | 22    |
| SEAGRASS VILLAGE                               |              |          | 22       | 100%             | 22    |
| LAKEVIEW HEALTH CARE SYSTEMS                   |              | 8        | 14       | 64%              | 22    |
| AMELIA ASSISTED LIVING FACILITY                |              | 22       |          |                  | 22    |
| CONCORD LIFE SCIENCES LLC                      |              | 4        | 18       | 82%              | 22    |
| HUNT CLUB PEDIATRIC ASSOCIATES LLC             |              | 19       | 3        | 14%              | 22    |
| URGENT CARE USA                                |              |          | 22       | 100%             | 22    |
| PINES NURSING HOME                             |              | 21       | 1        | 5%               | 22    |
| SARASOTA MEMORIAL NURSING & REHABILITATION CTR |              | 22       |          |                  | 22    |
| MINUTE CLINIC DIAGNOSTIC OF SC, LLC #75        |              | 21       | 1        | 5%               | 22    |
| MIGUEL E TREVINO MD PA                         |              | 19       | 3        | 14%              | 22    |
| ROCKLEDEGE REGIONAL MEDICAL CENTER             |              | 17       | 5        | 23%              | 22    |
| BAPTIST PRIMARY BLACK CREEK SOUTH              |              |          | 22       | 100%             | 22    |
| SOMA MEDICAL CENTER PA #3                      |              |          | 22       | 100%             | 22    |
| EBEIDS MD PEDIATRICS                           |              | 19       | 3        | 14%              | 22    |
| MAYO CLINIC JACKSONVILLE                       |              | 1        | 21       | 95%              | 22    |
| SUNSHINE ASSISTED LIVING                       |              | 22       |          |                  | 22    |
| CONNECTDX                                      |              | 6        | 15       | 71%              | 21    |
| MINUTECLINIC DIAGNOSTIC OF MICHIGAN            |              | 19       | 2        | 10%              | 21    |
| ARDEN COURTS OF WINTER SPRINGS                 |              | 18       | 3        | 14%              | 21    |
| ENGLEWOOD HOSPITAL AND MEDICAL CENTER          |              | 17       | 4        | 19%              | 21    |
| CANTON-POTSDAM HOSPITAL LABORATORY             |              | 21       |          |                  | 21    |
| MIRIMUS CLINICAL LABS                          |              | 10       | 11       | 52%              | 21    |
| MARTHA'S HOUSE & ASSISTED LIVING FACILITY      |              | 21       |          |                  | 21    |
| PHYSICIANS STAT                                |              | 2        | 19       | 90%              | 21    |
| HUNTINGTON STATION URGENT CARE                 |              | 20       | 1        | 5%               | 21    |
| LONG BEACH URGENT CARE                         |              | 21       |          |                  | 21    |
| MINUTECLINIC DIAGNOSTIC OF SOUTH CAROL         |              | 19       | 2        | 10%              | 21    |
| VIRTUA   |              | 17       | 4        | 19%              | 21    |
| INTERNATIONAL MEDICAL LABORATORY INC           |              | 21       |          |                  | 21    |
| NOVANT HEALTH                                  |              | 15       | 6        | 29%              | 21    |
| ASSISTED LIVING OF BROWARD                     |              | 21       |          |                  | 21    |
| 81ST MEDICAL GROUP                             |              |          | 21       | 100%             | 21    |
| ADVENTHEALTH MEDICAL GROUP FAMILY & INTERNAL   |              | 9        | 12       | 57%              | 21    |
| ROCKLEDGE FAMILY HEALTH                        |              |          | 21       | 100%             | 21    |
| FREEDOM SQUARE NURSING CENTER□                 |              | 13       | 8        | 38%              | 21    |

# COVID-19: testing by laboratory

Data through Feb 5, 2021 verified as of Feb 6, 2021 at 09:25 AM

Data in this report are provisional and subject to change.

The numbers in the table below represent the number of Florida and non-Florida residents for whom test results were received by the Department of Health. A person can be tested by more than one laboratory and can have both positive and negative results. **Therefore, the sum of the numbers in each column will be larger than the total number of people tested.**

| Reporting lab   | Inconclusive | Negative | Positive | Percent positive | Total |
|---|--------------|----------|----------|------------------|-------|
| PATHGROUP   |              |          | 21       | 100%             | 21    |
| ARCPPOINT LABS OF WEST PALM BEACH                           |              |          | 21       | 100%             | 21    |
| CARESPOT  |              | 1        | 20       | 95%              | 21    |
| ST JUDE CHILDRENS RESEARCH HOSPITAL                         |              | 21       |          |                  | 21    |
| FAMILY AND INTERNAL MEDICINE AT AVALON PARK                 |              | 18       | 3        | 14%              | 21    |
| LAKE COUNTY SCHOOLS EMPLOYEE HEALTH CENTER                  |              | 14       | 7        | 33%              | 21    |
| LIFE CARE CENTER OF JACKSONVILLE□                           |              |          | 21       | 100%             | 21    |
| CLEARWATER EMPLOYEE HEALTH CLINIC                           |              | 7        | 14       | 67%              | 21    |
| MINUTECLINIC DIAGNOSTIC OF NORTH CAROLINA                   |              | 21       |          |                  | 21    |
| UPMC CHAUTAUQUA AT WCA LABORATORY                           |              | 20       | 1        | 5%               | 21    |
| OLIVE BRANCH HEALTH AND REHABILITATION CENTER               |              |          | 21       | 100%             | 21    |
| PHYSICIANS CARE   |              | 18       | 3        | 14%              | 21    |
| JUPITER MEDICAL CENTER PHYSICIANS GROUP, INC                |              | 19       | 2        | 10%              | 21    |
| CLINICAL PATHOLOGY LABORATORIES SOUTHEAST                   |              |          | 21       | 100%             | 21    |
| PALMETTO PEDIATRICS   |              |          | 21       | 100%             | 21    |
| MID FLORIDA PATHOLOGY LLC                                   |              | 20       | 1        | 5%               | 21    |
| GROWING TOGETHER PEDIATRICS, LLC                            |              | 17       | 4        | 19%              | 21    |
| FORT SANDERS REGIONAL LABORATORY                            |              | 21       |          |                  | 21    |
| GREEN GABLES ASSISTED LIVING FACILITY                       |              | 21       |          |                  | 21    |
| MINUTECLINIC, LLC #08366                                    |              | 16       | 5        | 24%              | 21    |
| NAPHCARE, INC.  |              | 11       | 10       | 48%              | 21    |
| BIG BEND CARES, INC   |              | 17       | 4        | 19%              | 21    |
| TIFFANY LAKE CARE CENTERS INC                               |              | 21       |          |                  | 21    |
| GLEN COVE HOSPITAL  |              | 21       |          |                  | 21    |
| ROADS PEDIATRICS,LLC  |              | 19       | 2        | 10%              | 21    |
| TROPICANA MANUFACTURING COMPANY INC                         |              | 21       |          |                  | 21    |
| CARENOW - DOWNTOWN NORTH GULCH                              |              | 21       |          |                  | 21    |
| LAKE INTERNAL MEDICINE ASSOCIATES PA                        |              | 17       | 4        | 19%              | 21    |
| BEST MEDICAL CENTER   |              | 11       | 9        | 45%              | 20    |
| KRYSTAL BAY NURSING AND REHABILITATION                      |              | 16       | 4        | 20%              | 20    |
| ADVENT HEALTH MEDICAL GROUP- FAMILY MEDICINE AT DR. PHILIPS |              | 15       | 5        | 25%              | 20    |
| ROBERT H JENKINS JR VETERANS' DOMICILIARY HOME OF           |              | 17       | 3        | 15%              | 20    |
| LAKE WORTH MANOR  |              | 19       | 1        | 5%               | 20    |
| GERALD J KIVETT MD  |              | 18       | 2        | 10%              | 20    |
| SOUTH FLORIDA DIALYSIS CENTER                               |              | 8        | 12       | 60%              | 20    |
| MEDICAL EXPRESS CORP  |              | 18       | 2        | 10%              | 20    |
| DALE MEDICAL CENTER   |              | 15       | 5        | 25%              | 20    |
| ESTATES MEDICAL CENTER                                      |              | 12       | 8        | 40%              | 20    |
| CL BRUMBACK PRIMARY CARE CLINIC LANTANA                     |              | 2        | 18       | 90%              | 20    |
| HOWARD BEACH URGENT CARE                                    |              | 20       |          |                  | 20    |
| BAY PEDIATRICS PA   |              | 18       | 2        | 10%              | 20    |
| HENDRY REGIONAL CORPORATE HEALTH                            |              |          | 20       | 100%             | 20    |
| SHORE MEMORIAL HOSPITAL                                     |              | 17       | 3        | 15%              | 20    |
| CARESPOT OF NOCATEE   |              | 1        | 19       | 95%              | 20    |
| MICHAEL A VENAZIO MD  |              | 18       | 2        | 10%              | 20    |
| TGH MEDICAL GROUP LABORATORY CARROLLWOOD                    |              |          | 20       | 100%             | 20    |
| MARYLAND DEPARTMENT OF HEALTH                               |              |          | 20       | 100%             | 20    |

# COVID-19: testing by laboratory

Data through Feb 5, 2021 verified as of Feb 6, 2021 at 09:25 AM

Data in this report are provisional and subject to change.

The numbers in the table below represent the number of Florida and non-Florida residents for whom test results were received by the Department of Health. A person can be tested by more than one laboratory and can have both positive and negative results. **Therefore, the sum of the numbers in each column will be larger than the total number of people tested.**

| Reporting lab                               | Inconclusive | Negative | Positive | Percent positive | Total |
|---|--------------|----------|----------|------------------|-------|
| SOUTHCOR LABORATORY                         |              | 2        | 18       | 90%              | 20    |
| CIGNA PBSO WEST PALM                        |              |          | 20       | 100%             | 20    |
| CARILLON SPORTS AND FAMILY MEDICINE         |              | 16       | 4        | 20%              | 20    |
| CAPE CORAL HOSPITAL ABG LABORATORY          |              | 10       | 10       | 50%              | 20    |
| MAGNOLIA PEDIATRICS                         |              | 2        | 18       | 90%              | 20    |
| NORTH PINELLAS CHILDRENS MEDICAL CENTER     |              |          | 20       | 100%             | 20    |
| CVS MINUTE CLINIC DIAGNOSTIC OF NORTH CAROL |              | 15       | 5        | 25%              | 20    |
| BETHESDA HEALTH PHYSICIAN GROUP INC         |              |          | 20       | 100%             | 20    |
| HEALTHY MINORS, LLC.                        |              | 20       |          |                  | 20    |
| KIVA AT CANTERBURY, LLC                     |              | 20       |          |                  | 20    |
| MORNINGSIDE MANOR & VILLA ADULT CARE C      |              | 20       |          |                  | 20    |
| POINT OF CARE CLINICS PRIMARY CARE          |              | 20       |          |                  | 20    |
| APOLLO HEALTH & REHABILITATION              |              | 15       | 5        | 25%              | 20    |
| HARBOUR ISLAND PEDIATRICS                   |              | 12       | 8        | 40%              | 20    |
| SOUTH CAROLINA DEPARTMENT OF HEALTH         |              |          | 20       | 100%             | 20    |
| HALIFAX HEALTH URGENT CARE                  |              | 3        | 17       | 85%              | 20    |
| PONCE PLAZA NURSING & REHAB CENTER          |              | 4        | 16       | 80%              | 20    |
| REDITUS LABORATORIES                        |              |          | 20       | 100%             | 20    |
| PALMS MEDICAL GROUP - LAKE CITY WEST        |              | 3        | 17       | 85%              | 20    |
| OHIO CVS STORES, LLC DBA                    |              | 17       | 2        | 11%              | 19    |
| MINUTE CLINIC DIAGNOSTIC OF VIRGINIA        |              | 15       | 4        | 21%              | 19    |
| MEDEXPRESS - BLOOMIN BRANDS                 |              | 4        | 15       | 79%              | 19    |
| ESOTERIX GENETIC LABORATORIES               |              | 16       | 3        | 16%              | 19    |
| TOTAL ACCESS URGENT CARE                    |              |          | 19       | 100%             | 19    |
| JEFFERSON K-12, A SOMERSET SCHOOL- CLINIC   |              | 16       | 3        | 16%              | 19    |
| BUREAU OF PUBLIC HEALTH                     | 1            | 1        | 17       | 89%              | 19    |
| LOVING CARE OF THE TREASURE COAST LLC       | 1            | 13       | 5        | 26%              | 19    |
| FLORIDA ENDOSCOPY & SURGERY CTR LLC         |              | 19       |          |                  | 19    |
| PRIMECARE OF DOTHAN-DALEVILLE CLINIC        |              | 14       | 5        | 26%              | 19    |
| ISLAND LAKE CENTER                          |              | 4        | 15       | 79%              | 19    |
| ST VINCENT'S EAST                           |              | 17       | 2        | 11%              | 19    |
| MEDEXPRESS URGENT CARE - BLOOMINGTON        |              | 16       | 3        | 16%              | 19    |
| REGENCY SQUARE MALL - SEARS                 |              | 3        | 16       | 84%              | 19    |
| UNIV OF NORTH ALABAMA HEALTH CENTER         |              | 18       | 1        | 5%               | 19    |
| BASSETTI MEDICAL RESEARCH INC               |              | 15       | 4        | 21%              | 19    |
| LAB INTERMARKET FACILITY LAB                |              | 1        | 18       | 95%              | 19    |
| ROSLYN URGENT CARE                          |              | 19       |          |                  | 19    |
| NANO HEALTH ASSOCIATES LLC                  |              | 19       |          |                  | 19    |
| MED HEALTH SERVICES                         |              | 18       | 1        | 5%               | 19    |
| BAYVIEW MEDICAL                             |              | 19       |          |                  | 19    |
| PROFESSIONAL PARK PEDIATRICS PA             |              |          | 19       | 100%             | 19    |
| SOLE HEALTH LLC                             |              | 19       |          |                  | 19    |
| ALL PEDIATRIC CARE                          |              |          | 19       | 100%             | 19    |
| MONROE COUNTY DETENTION CENTER              |              |          | 19       | 100%             | 19    |
| GOOD SAMARITAN SOCIETY OF DAYTONA           |              | 16       | 3        | 16%              | 19    |
| BRIDGEWAY HEALTH CLINICS INC                |              |          | 19       | 100%             | 19    |
| STONE WASH CLINICAL LABORATORIES            |              | 2        | 17       | 89%              | 19    |

# COVID-19: testing by laboratory

Data through Feb 5, 2021 verified as of Feb 6, 2021 at 09:25 AM

Data in this report are provisional and subject to change.

The numbers in the table below represent the number of Florida and non-Florida residents for whom test results were received by the Department of Health. A person can be tested by more than one laboratory and can have both positive and negative results. **Therefore, the sum of the numbers in each column will be larger than the total number of people tested.**

| Reporting lab                                      | Inconclusive | Negative | Positive | Percent positive | Total |
|--|--------------|----------|----------|------------------|-------|
| INTEGRATED REGIONAL LABORATORIES - LARGO           |              |          | 19       | 100%             | 19    |
| COASTAL COMPLETE CARE                              |              | 11       | 8        | 42%              | 19    |
| NO NAME  |              | 8        | 11       | 58%              | 19    |
| Salerno Bay Health & Rehabilitation Center         |              | 13       | 6        | 32%              | 19    |
| SEVEN RIVERS REGIONAL MEDICAL CENTER               |              | 5        | 14       | 74%              | 19    |
| GRAND LIVING AT LAKEWOOD RANCH                     |              | 19       |          |                  | 19    |
| FLORIDA COMMUNITY HEALTH CENTER OF ST. LUCIE       |              | 1        | 18       | 95%              | 19    |
| NEWYORK-PRESBYTERIAN/ LAWRENCE HOSPITAL LABORATORY |              | 17       | 2        | 11%              | 19    |
| UAH STUDENT HEALTH CENTER                          |              | 12       | 7        | 37%              | 19    |
| BITTINGS APOTHECARY INC                            |              | 15       | 4        | 21%              | 19    |
| SONATA BOYNTON BEACH                               |              | 17       | 2        | 11%              | 19    |
| HOLIDAY MEDICAL ASSOCIATES                         |              | 1        | 18       | 95%              | 19    |
| BROOKDALE MANDARIN CENTRAL                         |              | 6        | 13       | 68%              | 19    |
| ROYAL PALM MEDICAL GROUP, INC                      |              | 19       |          |                  | 19    |
| TOTAL RENAL LABORATORIES INC                       |              | 13       | 5        | 28%              | 18    |
| ADIRONDACK MEDICAL CENTER                          |              | 18       |          |                  | 18    |
| RAINBOW PEDIATRIC CENTER                           |              | 2        | 16       | 89%              | 18    |
| HOLLISMED LLC                                      |              | 17       | 1        | 6%               | 18    |
| CONSOLIDATED LAB SERVICES                          |              | 8        | 10       | 56%              | 18    |
| TIMBERLANE LODGE ALF                               | 1            | 10       | 7        | 39%              | 18    |
| UTAH DEPARTMENT OF HEALTH                          |              |          | 18       | 100%             | 18    |
| KIVA AT CANTERBURY                                 |              | 1        | 17       | 94%              | 18    |
| TEXAS DEPARTMENT OF STATE HEALTH SERVICES          |              | 3        | 15       | 83%              | 18    |
| TPCA CLINICAL LABORATORIES                         |              | 15       | 3        | 17%              | 18    |
| MARION COUNTY HEALTH DEPARTMENT                    |              | 17       | 1        | 6%               | 18    |
| NASSAU COUNTY JAIL                                 |              | 17       | 1        | 6%               | 18    |
| XPRESS WELLNESS URGENT CARE                        |              |          | 18       | 100%             | 18    |
| BAPTIST HEALTH URGENT CARE AT WEST BOCA            |              | 18       |          |                  | 18    |
| DEPT OF VA MEDICAL CENTER - BAY PINES              |              |          | 18       | 100%             | 18    |
| FAMILY CARE CYPRESS CREEK                          |              | 1        | 17       | 94%              | 18    |
| VILLA COURT LLC                                    |              | 18       |          |                  | 18    |
| Clearwater Center                                  |              | 8        | 10       | 56%              | 18    |
| MICHELLE S PAGE MD PA                              |              | 18       |          |                  | 18    |
| CLERMONT ADVENTHEALTH CENTRA CARE                  |              |          | 18       | 100%             | 18    |
| COMMONWEALTH OF MASSACHUSETTS                      |              |          | 18       | 100%             | 18    |
| BOZEMAN HEALTH DEACONESS HOSPITAL                  |              | 13       | 5        | 28%              | 18    |
| Sovereign Laboratory Services, LLC                 |              | 16       | 2        | 11%              | 18    |
| JACKSON NORTH MEDICAL CENTER                       |              | 2        | 16       | 89%              | 18    |
| AURORA DIAGNOSTICS                                 |              | 6        | 12       | 67%              | 18    |
| PINELLAS 1 HOME HEALTH CARE CORP                   |              | 18       |          |                  | 18    |
| NEW YORK PRESBYTERIAN - ALLEN HOSPITAL             |              | 18       |          |                  | 18    |
| CENTRAL FLORIDA PEDIATRIC URGENT CARE LLC          |              | 16       | 2        | 11%              | 18    |
| LAKE CO EMPLOYEE HEALTH AND WELLNESS CENTER        |              | 16       | 2        | 11%              | 18    |
| MINUTECLINIC DIAGNOSTIC PA                         |              | 16       | 2        | 11%              | 18    |
| MD NOW MEDICAL CENTERS INC                         |              | 1        | 17       | 94%              | 18    |
| MOORINGS PARK OAKSTONE AT GREY OAKS                |              | 17       | 1        | 6%               | 18    |
| MARATHON HEALTH FOR LIFE                           |              | 16       | 2        | 11%              | 18    |



# COVID-19: testing by laboratory

Data through Feb 5, 2021 verified as of Feb 6, 2021 at 09:25 AM

Data in this report are provisional and subject to change.

The numbers in the table below represent the number of Florida and non-Florida residents for whom test results were received by the Department of Health. A person can be tested by more than one laboratory and can have both positive and negative results. **Therefore, the sum of the numbers in each column will be larger than the total number of people tested.**

| Reporting lab  | Inconclusive | Negative | Positive | Percent positive | Total |
|--|--------------|----------|----------|------------------|-------|
| Wesley Place on Honeysuckle                          |              | 16       | 2        | 11%              | 18    |
| MID-FLORIDA PATHOLOGY, LLC                           |              | 12       | 6        | 33%              | 18    |
| MINIMALLY INVASIVE VASCULAR INC                      |              | 16       | 2        | 11%              | 18    |
| CENTERPLACE HEALTH                                   |              | 2        | 16       | 89%              | 18    |
| MORRIS PARK URGENT CARE                              |              | 15       | 3        | 17%              | 18    |
| UM MILLER SCHOOL OF MEDICINE                         |              |          | 18       | 100%             | 18    |
| WALGREENS COVID-19                                   |              | 14       | 4        | 22%              | 18    |
| TENNESSEE DEPARTMENT OF HEALTH                       |              | 14       | 4        | 22%              | 18    |
| Gulf Shore Care Center                               |              | 14       | 4        | 22%              | 18    |
| CARDIOLOGY AND MEDICINE ASSOCIATES INC               |              | 18       |          |                  | 18    |
| ROWLETT MIDDLE ACADEMY                               |              | 16       | 2        | 11%              | 18    |
| BIGGERS FAMILY MEDICINE PA                           |              | 17       | 1        | 6%               | 18    |
| HARTFORD HOSPITAL ANCILLARY LAB                      |              | 17       | 1        | 6%               | 18    |
| ROCKLAND URGENT CARE FAMILY HEALTH NP                |              | 18       |          |                  | 18    |
| MADISON CORE LABORATORIES                            |              | 17       | 1        | 6%               | 18    |
| ASURANCE SCIENTIFIC LABORATORIES                     |              | 18       |          |                  | 18    |
| GENERAL INTERNAL MEDICINE MEDICAL CTR CLINIC         |              | 13       | 5        | 28%              | 18    |
| JUPITER MEDICAL CENTER                               |              |          | 18       | 100%             | 18    |
| LIGHTHOUSE PEDIATRICS OF NAPLES                      |              | 14       | 4        | 22%              | 18    |
| MARQUES PEDIATRICS                                   |              |          | 18       | 100%             | 18    |
| HUNT CLUB MEDICAL                                    |              | 13       | 5        | 28%              | 18    |
| ENCOMPASS HEALTH REHABILITATION HOSPITAL OF SARASOTA |              | 18       |          |                  | 18    |
| COASTAL FAMILY PRACTICE                              |              | 10       | 8        | 44%              | 18    |
| JUST FOR KIDS PEDIATRICS                             |              | 5        | 13       | 72%              | 18    |
| MCWHORTER SCHOOL OF PHARMACY                         |              | 18       |          |                  | 18    |
| GUARDANT HEALTH                                      |              | 12       | 5        | 29%              | 17    |
| WELLMED AT LAKE COPELAND                             |              | 11       | 6        | 35%              | 17    |
| TENDER CARE ALF                                      |              | 17       |          |                  | 17    |
| HILA BECKERMAN MD LLC                                |              | 16       | 1        | 6%               | 17    |
| ASCENSION ST VINCENT'S PRIMARY CARE                  |              |          | 17       | 100%             | 17    |
| EP MEDICAL EQUIPMENT PHARMACY                        |              | 16       | 1        | 6%               | 17    |
| JESSIE TRICE COMMUNITY HEALTH SYSTEM, INC            |              | 1        | 16       | 94%              | 17    |
| ERIC C MARSHAL MD, PC DBA MINUTECLINIC               |              | 16       | 1        | 6%               | 17    |
| ST ELIZABETH MEDICAL CENTER LABORATORY               |              | 16       | 1        | 6%               | 17    |
| WINSHIPS PHARMACY INC                                |              | 17       |          |                  | 17    |
| HEALTHCARE NOW                                       |              |          | 17       | 100%             | 17    |
| BROOKDALE ST AUGUSTINE                               |              |          | 17       | 100%             | 17    |
| HELIX DIAGNOSTICS                                    |              |          | 17       | 100%             | 17    |
| COAST MED URGENT CARE                                |              | 16       | 1        | 6%               | 17    |
| WALGREEN EASTERN CO, INC                             |              | 17       |          |                  | 17    |
| DIEGO FALLON MD PA                                   |              | 6        | 11       | 65%              | 17    |
| OCEANSIDE URGENT CARE                                |              | 17       |          |                  | 17    |
| Z UROLOGY  |              | 17       |          |                  | 17    |
| UVMCM MICROBIOLOGY                                   |              | 16       | 1        | 6%               | 17    |
| OSCEOLA ALF OPERATOR, LLC DBA□                       |              | 17       |          |                  | 17    |
| URGENT CARE WEST CLINIC                              |              | 14       | 3        | 18%              | 17    |
| BARTON FAMILY PRACTICE                               |              | 8        | 9        | 53%              | 17    |

# COVID-19: testing by laboratory

Data through Feb 5, 2021 verified as of Feb 6, 2021 at 09:25 AM

Data in this report are provisional and subject to change.

The numbers in the table below represent the number of Florida and non-Florida residents for whom test results were received by the Department of Health. A person can be tested by more than one laboratory and can have both positive and negative results. **Therefore, the sum of the numbers in each column will be larger than the total number of people tested.**

| Reporting lab   | Inconclusive | Negative | Positive | Percent positive | Total |
|---|--------------|----------|----------|------------------|-------|
| BAY BREEZE HEALTH AND REHABILITATION CENTER                           |              | 9        | 8        | 47%              | 17    |
| BAYCARE HEALTH SYSTEMS, LLC   |              |          | 17       | 100%             | 17    |
| GENTIVA HEALTH SERVICES   |              | 15       | 2        | 12%              | 17    |
| WINTER PARK FAMILY PRACTICE LLC                                       |              | 17       |          |                  | 17    |
| COOPER HEALTHCARE   |              | 17       |          |                  | 17    |
| ST. JUDES LABORATORIES  |              | 12       | 5        | 29%              | 17    |
| MARCO DRUGS AND COMPOUNDING   |              | 13       | 4        | 24%              | 17    |
| BAYCARE MEDICAL GROUP INC   |              |          | 17       | 100%             | 17    |
| BAYFRONT HMA CONVENIENT CARE, LLC                                     |              | 2        | 15       | 88%              | 17    |
| URGENT CARE AT LONGWOOD   |              |          | 17       | 100%             | 17    |
| WELLINGTON FAMILY PRACTICE  |              | 13       | 4        | 24%              | 17    |
| PARRISH HEALTH CENTER   |              | 14       | 3        | 18%              | 17    |
| BIOREFERENCE LABORATORIES INC   |              | 3        | 14       | 82%              | 17    |
| FUNGAL REFERENCE LABORATORY   |              | 12       | 5        | 29%              | 17    |
| BHA CENTRAL COUNTY CLINIC   |              | 1        | 16       | 94%              | 17    |
| VALLEY IMMEDIATE CARE   |              | 15       | 2        | 12%              | 17    |
| THE CANOPY AT HARPER LAKE   | 1            |          | 16       | 94%              | 17    |
| RESOLVE MOLECULAR DIAGNOSTICS   |              | 13       | 4        | 24%              | 17    |
| ODYSSEY HEALTHCARE OF MARION COUNTY, LLC                              |              | 15       | 1        | 6%               | 16    |
| PRO HEALTH FAMILY PHYSICIANS, NYSTROM                                 |              | 16       |          |                  | 16    |
| ALAN SERURE MD  |              | 16       |          |                  | 16    |
| MILLENNIUM PHYSICIAN GRP LLC NAPLES PINE RIDGE                        |              |          | 16       | 100%             | 16    |
| REHAB AND HEALTHCARE CENTER OF CAPE CORAL                             |              | 16       |          |                  | 16    |
| MINUTECLINIC DIAGNOSTIC OF ILLINOIS L                                 |              | 14       | 2        | 13%              | 16    |
| PANAMA CITY VITAS HOSPICE   |              | 16       |          |                  | 16    |
| MIRIMUS INC   |              | 1        | 15       | 94%              | 16    |
| NORTHWEST FLORIDA SLEEP   |              | 1        | 15       | 94%              | 16    |
| DARDEN WELLNESS CENTER  |              | 13       | 3        | 19%              | 16    |
| CARE HERE   |              | 1        | 15       | 94%              | 16    |
| SRMC AVALON   |              | 9        | 7        | 44%              | 16    |
| XERA MED RESEARCH   |              |          | 16       | 100%             | 16    |
| Citymd Of Lacey   |              | 14       | 2        | 13%              | 16    |
| OKEECHOBEE HEALTHCARE FACILITY  |              |          | 16       | 100%             | 16    |
| WELLMED AT PLANT CITY   |              | 9        | 7        | 44%              | 16    |
| JOSEPH MIGNOGNA   |              | 13       | 3        | 19%              | 16    |
| CARESPOT EXPRESS HEALTHCARE   |              |          | 16       | 100%             | 16    |
| DIXIE COUNTY HEALTH DEPARTMENT  |              | 10       | 6        | 38%              | 16    |
| HEALTHWORKS MED GROUP OF FLORIDA PA                                   | 2            | 9        | 5        | 31%              | 16    |
| OCALA OAKS REHABILITATION CENTER                                      |              | 12       | 4        | 25%              | 16    |
| BONIFAY NURSING AND REHABILITATION CENTER                             |              |          | 16       | 100%             | 16    |
| MINUTECLINIC DIAGNOSTIC OF NORTH CAROLINA PC                          |              | 14       | 2        | 13%              | 16    |
| INTERNAL MEDICINE ASSOCIATES & SPECIALTIES INC                        |              | 15       | 1        | 6%               | 16    |
| STARLING AT NOCATEE   |              |          | 16       | 100%             | 16    |
| CAREHERE- LCS LEESBURG  |              |          | 16       | 100%             | 16    |
| 49D2045214PHYSICIAN OFFICE-WAIVER-MEDEXPRESS URGENT CARE - HARRISONBU |              | 7        | 9        | 56%              | 16    |
| MASSACHUSETTS GENERAL HOSPITAL  |              | 1        | 15       | 94%              | 16    |
| GRACE MEDICAL HOME  |              | 12       | 4        | 25%              | 16    |

# COVID-19: testing by laboratory

Data through Feb 5, 2021 verified as of Feb 6, 2021 at 09:25 AM

Data in this report are provisional and subject to change.

The numbers in the table below represent the number of Florida and non-Florida residents for whom test results were received by the Department of Health. A person can be tested by more than one laboratory and can have both positive and negative results. **Therefore, the sum of the numbers in each column will be larger than the total number of people tested.**

| Reporting lab                                     | Inconclusive | Negative | Positive | Percent positive | Total |
|---|--------------|----------|----------|------------------|-------|
| HEALTH CENTRAL HOSPITAL                           |              |          | 16       | 100%             | 16    |
| MD PLUS URGENT CARE, LLC                          |              |          | 16       | 100%             | 16    |
| ROBERT WOOD JOHNSON UNIVERSITY HOSP               |              | 14       | 2        | 13%              | 16    |
| REGENEXX TAMPA BAY                                |              | 14       | 2        | 13%              | 16    |
| NOVANT HEALTH GOHEALTH URGENT CARE-HARRISBURG     |              | 8        | 8        | 50%              | 16    |
| TOTTENVILLE CIRCLE URGENT CARE                    |              | 16       |          |                  | 16    |
| CRUCIAL CARE                                      |              | 10       | 6        | 38%              | 16    |
| ADVENT HEALTH - ZEPHYRHILLS                       |              |          | 16       | 100%             | 16    |
| D W MCMILLAN MEMORIAL HOSPITAL                    |              | 6        | 10       | 63%              | 16    |
| ALL FLORIDA FAMILY & SPORTS MEDICINE              |              | 15       | 1        | 6%               | 16    |
| ST CATHERINE OF SIENA HOSPITAL                    |              | 14       | 2        | 13%              | 16    |
| FLORIDA HOSPITAL WINTER GARDEN                    |              | 14       | 2        | 13%              | 16    |
| Lab MSMC Hialeah                                  |              |          | 16       | 100%             | 16    |
| PROMEDICA LABORATORIES                            |              | 11       | 5        | 31%              | 16    |
| URGENT CARE CLINIC OF LINCOLN                     |              | 14       | 2        | 13%              | 16    |
| FAST TRACK URGENT CARE CENTER - TYRONE            |              |          | 16       | 100%             | 16    |
| SHELBY BAPTIST MEDICAL CENTER                     |              | 11       | 5        | 31%              | 16    |
| MEDEXPRESS URGENT CARE LEWISBURG                  |              | 15       | 1        | 6%               | 16    |
| ALBIBI  |              | 1        | 15       | 94%              | 16    |
| ST AUGUSTINE PLANTATION                           |              | 1        | 15       | 94%              | 16    |
| MAITLAND PRIMARY CARE                             |              | 9        | 7        | 44%              | 16    |
| MINUTECLINIC DIAGNOSTIC OF RHODE ISLAND, LLC #590 |              | 15       | 1        | 6%               | 16    |
| HARBOR BEACH NURSING AND REHABILITATION CENTER    |              | 14       | 2        | 13%              | 16    |
| MINUTECLINIC DIAGNOSTIC OF PENNSYLVANI            |              | 15       |          |                  | 15    |
| MINUTECLINIC MINUTECLINIC #8746                   |              | 14       | 1        | 7%               | 15    |
| PBC FIREFIGHTER BENEFIT FUND WELLNESS CENTER      |              | 1        | 14       | 93%              | 15    |
| EXPRESS FAMILY CARE LLC                           |              |          | 15       | 100%             | 15    |
| BVL PEDIATRICS                                    |              | 14       | 1        | 7%               | 15    |
| BOCA SIMON LAB                                    |              | 1        | 14       | 93%              | 15    |
| BAPTIST MEMORIAL HEALTH CARE                      |              | 13       | 2        | 13%              | 15    |
| COLLIER PHARMACY                                  |              | 11       | 4        | 27%              | 15    |
| HOLLEY-NAVARRE MEDICAL CLINIC                     |              | 5        | 10       | 67%              | 15    |
| PRATTVILLE BAPTIST HOSPITAL                       |              | 12       | 3        | 20%              | 15    |
| MINUTE CLINIC DIAGNOSTIC OF NEW JERSEY            |              | 15       |          |                  | 15    |
| BAYLOR GENETICS                                   |              | 6        | 9        | 60%              | 15    |
| GLEN OAKS URGENT CARE                             |              | 15       |          |                  | 15    |
| COLLEGE POINT URGENT CARE                         |              | 13       | 2        | 13%              | 15    |
| Astoria Health and Rehab                          |              | 15       |          |                  | 15    |
| CLEVELAND CLINIC FLORIDA                          |              | 1        | 14       | 93%              | 15    |
| FIRST CHOICE PEDIATRICS INC                       |              | 14       | 1        | 7%               | 15    |
| MINUTECLINIC DIAGNOSTIC MEDICAL GROUP             |              | 14       | 1        | 7%               | 15    |
| GRAND VILLA OF ALTAMONTE SPRINGS                  |              | 8        | 7        | 47%              | 15    |
| AJU GEORGE MD PA                                  |              |          | 15       | 100%             | 15    |
| PATHLINE  |              |          | 15       | 100%             | 15    |
| MACKOUL PEDIATRICS FORT MYERS                     |              |          | 15       | 100%             | 15    |
| BESSENT ROAD GROUP HOME                           |              | 15       |          |                  | 15    |
| MINUTECLINIC DIAGNOSTIC OF TN PC #378             |              | 14       | 1        | 7%               | 15    |

# COVID-19: testing by laboratory

Data through Feb 5, 2021 verified as of Feb 6, 2021 at 09:25 AM

Data in this report are provisional and subject to change.

The numbers in the table below represent the number of Florida and non-Florida residents for whom test results were received by the Department of Health. A person can be tested by more than one laboratory and can have both positive and negative results. **Therefore, the sum of the numbers in each column will be larger than the total number of people tested.**

| Reporting lab   | Inconclusive | Negative | Positive | Percent positive | Total |
|---|--------------|----------|----------|------------------|-------|
| EASTLAKE PEDIATRICS - TRINITY                           |              | 15       |          |                  | 15    |
| CRESTVIEW IMMEDIATE CARE LL                             |              |          | 15       | 100%             | 15    |
| ENCOMPASS HEALTH REHABILITATION HOSPITAL OF PANAMA CITY |              | 10       | 5        | 33%              | 15    |
| FLUSHING HOSPITAL MEDICAL CENTER                        |              | 12       | 3        | 20%              | 15    |
| SINAI HOSPITAL OF BALTIMORE                             |              | 15       |          |                  | 15    |
| MEADOWCREST MOLECULAR DIAGNOSTICS, LLC                  |              |          | 15       | 100%             | 15    |
| TELEVISIT MALABAR PEDIATRICS                            |              | 5        | 10       | 67%              | 15    |
| SOUTH CAROLINA DEPT OF HEALTH AND ENVIRONMENT CONTROL   |              | 2        | 13       | 87%              | 15    |
| FLORIDA DEPARTMENT OF HEALTH IN HILLSBOROUGH COUNTY     |              | 1        | 14       | 93%              | 15    |
| STATEN ISLAND UNIVERSITY HOSPITAL                       |              | 14       | 1        | 7%               | 15    |
| MULBERRY'S MOBILE PROVIDER SERVICES LLC□                |              | 1        | 14       | 93%              | 15    |
| MEDICINE AT LONGWOOD                                    |              | 15       |          |                  | 15    |
| CENTER ONE SURGERY CENTER                               |              | 11       | 4        | 27%              | 15    |
| TRINITY MEDICAL ASSOCIATES LLC                          |              |          | 15       | 100%             | 15    |
| BLOUNT MEMORIAL HOSPITAL                                |              | 13       | 2        | 13%              | 15    |
| JOSEPH SCHENKER MD PC DBA CENTERS URGENT                |              | 13       | 2        | 13%              | 15    |
| NEW YORK METHODIST HOSPITAL                             |              | 13       | 2        | 13%              | 15    |
| ORLANDO HEALTH  |              | 2        | 13       | 87%              | 15    |
| GRAND VILLA OF ST. PETERSBURG                           |              | 13       | 2        | 13%              | 15    |
| DIATHERIX   |              | 13       | 2        | 13%              | 15    |
| BAPTIST MEDICAL CENTER EAST                             |              | 11       | 4        | 27%              | 15    |
| MINUTECLINIC, LLC, DBA MINUTECLINIC #5                  |              | 12       | 3        | 20%              | 15    |
| HODGES CLUSTER  |              | 2        | 13       | 87%              | 15    |
| MILTON 4707   |              | 15       |          |                  | 15    |
| FAMILY CARE CENTER OF ARLINGTON                         |              | 10       | 5        | 33%              | 15    |
| CHARLOTTE CHD PORT CHARLOTTE                            |              | 12       | 3        | 20%              | 15    |
| EAR NOSE & THROAT ASSOCIATES OF MANATEE PA              |              | 15       |          |                  | 15    |
| PREMIUM HEALTH SERVICES OF TAMPA BAY LLC                |              | 10       | 5        | 33%              | 15    |
| ST LUCIE COUNTY JAIL                                    |              | 9        | 6        | 40%              | 15    |
| INN AT LAKE SEMINOLE SQUARE, THE                        |              | 14       |          |                  | 14    |
| NORTHWESTERN MEMORIAL HOSPITAL                          |              |          | 14       | 100%             | 14    |
| WALK IN URGENT CARE                                     |              |          | 14       | 100%             | 14    |
| STATMED OCALA   |              |          | 14       | 100%             | 14    |
| CORE LABORATORY   |              | 1        | 13       | 93%              | 14    |
| SOUTHEASTERN UNIVERSITY INC                             |              | 14       |          |                  | 14    |
| LAKELAND HILLS CENTER                                   |              | 7        | 7        | 50%              | 14    |
| CUSTEAD CARE CENTER HAVEN HOSPICE                       |              | 12       | 2        | 14%              | 14    |
| BREVARD HEALTH ALLIANCE INC, THE                        |              | 9        | 5        | 36%              | 14    |
| AMERICAN HEALTH ASSOCIATES INC                          |              | 1        | 13       | 93%              | 14    |
| SIGMUND LABS LLC  |              | 14       |          |                  | 14    |
| UC HEALTH UNIVERSITY HOSPITAL                           |              | 11       | 3        | 21%              | 14    |
| OPIS ISLAND LAKE CENTER                                 |              | 13       | 1        | 7%               | 14    |
| SOUTH NASSAU COMMUNITIES HOSPITAL                       |              | 11       | 3        | 21%              | 14    |
| Terrace of Jacksonville                                 |              |          | 14       | 100%             | 14    |
| FAMILY CARE   |              |          | 14       | 100%             | 14    |
| ROSS MEDICAL GROUP                                      |              |          | 14       | 100%             | 14    |
| FORT HAMILTON URGENT CARE                               |              | 14       |          |                  | 14    |

# COVID-19: testing by laboratory

Data through Feb 5, 2021 verified as of Feb 6, 2021 at 09:25 AM

Data in this report are provisional and subject to change.

The numbers in the table below represent the number of Florida and non-Florida residents for whom test results were received by the Department of Health. A person can be tested by more than one laboratory and can have both positive and negative results. **Therefore, the sum of the numbers in each column will be larger than the total number of people tested.**

| Reporting lab                                     | Inconclusive | Negative | Positive | Percent positive | Total |
|---|--------------|----------|----------|------------------|-------|
| BASSETTI & ASSOCIATES, MD, PA                     |              |          | 14       | 100%             | 14    |
| NORTHWEST FLORIDA ENT, PA                         |              | 5        | 9        | 64%              | 14    |
| RIVERSIDE COTTAGES AT THE SHORES, LLC             |              |          | 14       | 100%             | 14    |
| HUDSON VALLEY HOSPITAL CENTER LABORATORY          |              | 13       | 1        | 7%               | 14    |
| AIR, LAND & SEA PHYSICALS & CONSULTATIONS, LLC    |              | 13       | 1        | 7%               | 14    |
| GUIDEWELL EMERGENCY MEDICINE DOCTORS LLC          |              | 2        | 12       | 86%              | 14    |
| DOCTORS MEDICAL CENTER OF WALTON COUNTY CLINIC    |              |          | 14       | 100%             | 14    |
| AUBURN COMMUNITY HOSPITAL                         |              | 12       | 2        | 14%              | 14    |
| MEADOWCREST FAMILY PHYSICIANS PA                  |              |          | 14       | 100%             | 14    |
| URGENT TEAM                                       |              | 11       | 3        | 21%              | 14    |
| ASTORIA HEALTH AND REHABILITATION CENTER          |              | 13       | 1        | 7%               | 14    |
| The Evangelical Lutheran Good Samaritan Society   |              | 14       |          |                  | 14    |
| ST JOSEPH HOSPITAL                                |              | 13       | 1        | 7%               | 14    |
| ORLANDO FAMILY MEDICINE                           |              | 5        | 9        | 64%              | 14    |
| ST CLOUD MEDICAL GROUP                            |              | 12       | 2        | 14%              | 14    |
| PEDIATRIC SERVICES AND BREATHING CENTER PA        |              | 10       | 4        | 29%              | 14    |
| EPIPHANY HEALTH                                   |              | 8        | 6        | 43%              | 14    |
| MEDEMERGE   |              | 13       | 1        | 7%               | 14    |
| CLEVELAND CLINIC                                  |              |          | 14       | 100%             | 14    |
| MINUTECLINIC DIAGNOSTICS MEDICAL GROUP            |              | 13       | 1        | 7%               | 14    |
| SUNSHINE PEDIATRICS OF CENTRAL FLORIDA PL         |              | 12       | 2        | 14%              | 14    |
| POLK CHD BARTOW                                   |              | 13       | 1        | 7%               | 14    |
| INDIANA STATE DEPARTMENT OF HEALTH                |              | 1        | 13       | 93%              | 14    |
| SOUTHEASTERN LABORATORY                           |              |          | 14       | 100%             | 14    |
| JOSEF SCHENKER MD PC DBA CENTERS URGENT           |              | 13       | 1        | 7%               | 14    |
| HEALTHFIRST ADVENT HEALTH CENTRA CARE COCOA BEACH |              |          | 14       | 100%             | 14    |
| ARDEN COURTS OF PALM HARBOR                       |              |          | 14       | 100%             | 14    |
| ALAN L MELOTEK MD                                 |              | 14       |          |                  | 14    |
| Belleair Healthcare Center                        |              | 8        | 6        | 43%              | 14    |
| BOCA SIMON  |              | 2        | 12       | 86%              | 14    |
| Consulate Health Care of Jacksonville             |              |          | 14       | 100%             | 14    |
| BENTON HOUSE OF PORT ORANGE                       |              | 8        | 6        | 43%              | 14    |
| COMMUNITY HEALTH OF SOUTH FLORIDA INC             |              |          | 14       | 100%             | 14    |
| MEDEXPRESS URGENT CARE, MOON TOWNSHIP             |              | 13       | 1        | 7%               | 14    |
| MELBOURNE FAMILY PRACTICE                         |              | 12       | 1        | 8%               | 13    |
| MINUTECLINIC #8699                                |              | 10       | 3        | 23%              | 13    |
| VILLA OF KINGS AND QUEENS OF DELRAY               |              | 13       |          |                  | 13    |
| MINUTECLINIC DIAGNOSTIC OF TN, PC 6438            |              | 11       | 2        | 15%              | 13    |
| MAINSTREET FAMILY SELECT                          |              | 1        | 12       | 92%              | 13    |
| AVALON MEDICAL WALK IN CLINIC                     |              |          | 13       | 100%             | 13    |
| CROSS CARE CENTER                                 |              |          | 13       | 100%             | 13    |
| PRIMARY CARE WALK IN CLINIC PLLC                  |              |          | 13       | 100%             | 13    |
| MONTEFIORE ST LUKE'S CORNWALL HOSPITAL            |              | 10       | 3        | 23%              | 13    |
| HORIZON MEDICAL GROUP                             |              | 11       | 2        | 15%              | 13    |
| FORT WALTON BEACH DEVELOPMENTAL CENTER            |              | 12       | 1        | 8%               | 13    |
| DYNAMIC DNA LAB                                   |              | 1        | 12       | 92%              | 13    |
| OPTIONS FOR SENIORS INC DBA PALM KREST MANOR      |              | 11       | 2        | 15%              | 13    |



# COVID-19: testing by laboratory

Data through Feb 5, 2021 verified as of Feb 6, 2021 at 09:25 AM

Data in this report are provisional and subject to change.

The numbers in the table below represent the number of Florida and non-Florida residents for whom test results were received by the Department of Health. A person can be tested by more than one laboratory and can have both positive and negative results. **Therefore, the sum of the numbers in each column will be larger than the total number of people tested.**

| Reporting lab  | Inconclusive | Negative | Positive | Percent positive | Total |
|--|--------------|----------|----------|------------------|-------|
| MEDEXPRESS URGENT CARE - ROBINSON TWP, STEUBENVILLE PIKE |              | 11       | 2        | 15%              | 13    |
| ORCHID COVE  |              | 3        | 10       | 77%              | 13    |
| EAR NOSE AND THROAT ASSOCIATES OF MANATEE, P.A.          |              | 10       | 3        | 23%              | 13    |
| SONORAN DESERT PATHOLOGY ASSOCIATES                      |              |          | 13       | 100%             | 13    |
| CVS MINUTE CLINIC DIAGNOSTIC OF TEXAS LLC                |              | 10       | 3        | 23%              | 13    |
| Floral Health and Rehabilitation, LLC                    |              | 12       | 1        | 8%               | 13    |
| SOUTHEAST FAMILY HEALTHCARE CENTER                       |              |          | 13       | 100%             | 13    |
| MINUTECLINIC DIAGNOSTIC OF TN PC #566                    |              | 11       | 2        | 15%              | 13    |
| A AND R RESEARCH GROUP LLC                               |              | 10       | 3        | 23%              | 13    |
| UNIVERSITY LAB   |              |          | 13       | 100%             | 13    |
| ADVENT HEALTH - KISSIMMEE                                |              | 3        | 10       | 77%              | 13    |
| ROCKLEDGE  |              | 3        | 10       | 77%              | 13    |
| PREMIER LABORATORY SERVICES, LLC                         |              | 5        | 8        | 62%              | 13    |
| SPRINGWOOD COURT   |              | 8        | 5        | 38%              | 13    |
| BAYA URGENT CARE LLC                                     |              | 1        | 12       | 92%              | 13    |
| CLINICAL LABORATORY SERVICES                             |              |          | 13       | 100%             | 13    |
| PRIMARY CARE MEDICINE                                    | 1            | 10       | 2        | 15%              | 13    |
| GENEXPERT  |              |          | 13       | 100%             | 13    |
| CAREATC  |              |          | 13       | 100%             | 13    |
| ANYLABTESTNOW  |              |          | 13       | 100%             | 13    |
| ELTINGVILLE CIRCLE URGENT CARE                           |              | 13       |          |                  | 13    |
| LUCID DIAGNOSTICS LABS                                   |              |          | 13       | 100%             | 13    |
| VALDOSTA FAMILY MEDICINE                                 |              | 1        | 12       | 92%              | 13    |
| ADVENTHEALTH MEDICAL GROUP PULMONOLOGY                   |              | 11       | 2        | 15%              | 13    |
| LAKEWOOD RANCH MEDICAL CENTER CLINICAL LAB               |              |          | 13       | 100%             | 13    |
| SHELBY COUNTY HEALTH CARE CORPORATION                    |              | 10       | 3        | 23%              | 13    |
| HARBOR CHASE OF JACKSONVILLE                             |              |          | 13       | 100%             | 13    |
| PARKWEST MEDICAL CENTER                                  |              | 11       | 2        | 15%              | 13    |
| FAMILY HEALTH CENTER                                     |              |          | 13       | 100%             | 13    |
| TREASURE COAST URGENT CARE                               |              |          | 13       | 100%             | 13    |
| BROOKLYN HOSPITAL CENTER DOWNTOWN CAMPUS                 |              | 13       |          |                  | 13    |
| BRYAN WHITFIELD MEMORIAL HOSPITAL                        |              | 8        | 5        | 38%              | 13    |
| Sunnyside Care Center                                    |              | 13       |          |                  | 13    |
| LAKE HOWARD HEIGHTS                                      | 1            | 11       | 1        | 8%               | 13    |
| IN-OFFICE LAB  |              | 12       | 1        | 8%               | 13    |
| INTERMOUNTAIN CENTRAL LAB                                |              | 1        | 12       | 92%              | 13    |
| BAYCARE MEDICAL GROUP INC                                |              |          | 13       | 100%             | 13    |
| GLENBROOKE AT PALM BAY                                   |              |          | 13       | 100%             | 13    |
| ESCAMBIA COMMUNITY CLINIC                                |              | 2        | 11       | 85%              | 13    |
| PBSO WEST PALM FAMILY PRACTICE                           |              | 1        | 12       | 92%              | 13    |
| ORANGE REGIONAL MEDICAL CENTER LABORATORY                |              | 10       | 3        | 23%              | 13    |
| DAVITA DIALYSIS  |              | 4        | 9        | 69%              | 13    |
| BROOKDALE DELAND   |              |          | 13       | 100%             | 13    |
| UNIVERSITY HOSPITAL UC HEALTH                            |              | 9        | 4        | 31%              | 13    |
| FLORIDA STATE HOSPITAL                                   |              |          | 13       | 100%             | 13    |
| PHELPS HOSPITAL LABORATORY                               |              | 11       | 2        | 15%              | 13    |
| ADVENT HEALTH - WINTER HAVEN                             |              | 7        | 6        | 46%              | 13    |

# COVID-19: testing by laboratory

Data through Feb 5, 2021 verified as of Feb 6, 2021 at 09:25 AM

Data in this report are provisional and subject to change.

The numbers in the table below represent the number of Florida and non-Florida residents for whom test results were received by the Department of Health. A person can be tested by more than one laboratory and can have both positive and negative results. **Therefore, the sum of the numbers in each column will be larger than the total number of people tested.**

| Reporting lab                              | Inconclusive | Negative | Positive | Percent positive | Total |
|--|--------------|----------|----------|------------------|-------|
| SUMMIT ATLANTIC SURGERY CENTER             |              | 12       |          |                  | 12    |
| PULSE & REMEDY LLC                         |              |          | 12       | 100%             | 12    |
| MC DIAGNOSTIC OF CONNECTICUT, PC #775      |              | 11       | 1        | 8%               | 12    |
| APPLE DIAGNOSTICS LAB                      |              | 5        | 7        | 58%              | 12    |
| LAB UNKNOWN                                |              | 1        | 11       | 92%              | 12    |
| JFK MEDICAL CENTER NORTH LAB               |              | 1        | 11       | 92%              | 12    |
| CALLAWAY CLINIC                            |              | 7        | 5        | 42%              | 12    |
| NOVALIFE MEDSPA                            |              |          | 12       | 100%             | 12    |
| THE PLAZA AT PARKSQUARE                    |              | 12       |          |                  | 12    |
| IREPERTOIRE_MOL_LAB                        |              | 12       |          |                  | 12    |
| BAY COUNTY HEALTH DEPARTMENT               |              | 10       | 2        | 17%              | 12    |
| GLEN OAKS HEALTH AND REHABILITATION CENTER |              |          | 12       | 100%             | 12    |
| NURSING PLUS OF BROWARD LLC                |              | 1        | 11       | 92%              | 12    |
| COMMUNITY HOME HEALTH CARE                 |              | 12       |          |                  | 12    |
| SOMA MEDICAL CENTER # 4                    |              | 2        | 10       | 83%              | 12    |
| VERITAS RESEARCH CORP                      |              |          | 12       | 100%             | 12    |
| WACO HHSSURGEWACO                          | 1            | 10       | 1        | 8%               | 12    |
| KESHAV RX LLC                              |              | 11       | 1        | 8%               | 12    |
| LONG ISLAND JEWISH VALLEY STREAM           |              | 12       |          |                  | 12    |
| LIFE CARE OF PORT SAINT LUCIE              |              | 3        | 9        | 75%              | 12    |
| STEINHATCHEE DRUGS                         |              | 9        | 3        | 25%              | 12    |
| FHCP-PORT ORANGE                           |              | 3        | 9        | 75%              | 12    |
| WOODLAND TOWERS                            |              | 6        | 6        | 50%              | 12    |
| SUWANNEE COUNTY JAIL                       |              | 11       | 1        | 8%               | 12    |
| METHODIST MEDICAL CENTER                   |              | 9        | 3        | 25%              | 12    |
| MEDEXPRESS URGENT CARE - TIMBERLAKE        |              | 11       | 1        | 8%               | 12    |
| MI2297090CV HOLLAND-23D2189684             |              | 12       |          |                  | 12    |
| FAMILY MEDICINE AT LONGWOOD                |              |          | 12       | 100%             | 12    |
| INNOVATIVE RESEARCH OF WEST FLORIDA        |              | 9        | 3        | 25%              | 12    |
| Grand Villa of Deerfield Beach             |              | 10       | 2        | 17%              | 12    |
| CVS TN5639POCT FARRAGUT                    |              | 10       | 2        | 17%              | 12    |
| MERCY MEDICAL CENTER                       |              | 5        | 7        | 58%              | 12    |
| COMPREHENSIVE CHILDCARE ASSOCIATES         |              | 8        | 4        | 33%              | 12    |
| PROHEALTH CARE ASSOCIATES MOBILE           |              | 9        | 3        | 25%              | 12    |
| Lady Lake Specialty Care                   |              |          | 12       | 100%             | 12    |
| WORLD WRESTLING ENTERTAINMENT              |              |          | 12       | 100%             | 12    |
| FLORIDA DEPT OF HEALTH                     |              | 4        | 8        | 67%              | 12    |
| TLC FAMILY CARE HOME INC                   |              | 12       |          |                  | 12    |
| WALGREEN                                   |              | 4        | 8        | 67%              | 12    |
| MI CASA DORADA ASSISTED LIVING FACILIT     |              | 12       |          |                  | 12    |
| LEON CHD                                   |              | 12       |          |                  | 12    |
| ACADIAN DIAGNOSTIC LABORATORIES            |              | 8        | 4        | 33%              | 12    |
| OHIO STATE UNIVERSITY MEDICAL CENTER       |              |          | 12       | 100%             | 12    |
| NATIONAL GENETICS INST LABCORP             |              | 4        | 8        | 67%              | 12    |
| ST PETER'S UNIVERSITY HOSPITAL             |              | 9        | 3        | 25%              | 12    |
| CARENOW URGENT CARE-BRENTWOOD              |              | 8        | 4        | 33%              | 12    |
| ORMOND MEDICAL ARTS                        |              | 3        | 9        | 75%              | 12    |

# COVID-19: testing by laboratory

Data through Feb 5, 2021 verified as of Feb 6, 2021 at 09:25 AM

Data in this report are provisional and subject to change.

The numbers in the table below represent the number of Florida and non-Florida residents for whom test results were received by the Department of Health. A person can be tested by more than one laboratory and can have both positive and negative results. **Therefore, the sum of the numbers in each column will be larger than the total number of people tested.**

| Reporting lab                              | Inconclusive | Negative | Positive | Percent positive | Total |
|--|--------------|----------|----------|------------------|-------|
| NAPLES GREEN VILLAGE                       |              | 12       |          |                  | 12    |
| BROOKDALE CITRUS                           |              |          | 12       | 100%             | 12    |
| MERIDIAN AT WATERWAYS, THE                 |              | 10       | 2        | 17%              | 12    |
| CRANES VIEW LODGE                          |              |          | 12       | 100%             | 12    |
| STEWART MELBOURNE HOSPITAL, INC            | 1            |          | 11       | 92%              | 12    |
| MINUTECLINIC, LLC, DBA MINUTECLINIC #2544  |              | 11       | 1        | 8%               | 12    |
| TNC WALK IN CLINIC                         |              | 9        | 3        | 25%              | 12    |
| SOMA MEDICAL CENTER, P.A.                  |              |          | 12       | 100%             | 12    |
| FLORIDA PRESBYTERIAN HOMES INC             |              | 11       | 1        | 8%               | 12    |
| STAT MEDICAL CLINIC III INC                |              | 7        | 5        | 42%              | 12    |
| PANCARE HEALTH - WEWA ELEMENTARY           |              |          | 12       | 100%             | 12    |
| HAVEN HOSPICE                              |              |          | 12       | 100%             | 12    |
| SIDDH INC DBA SAN CARLOS PHARMACY          |              | 10       | 2        | 17%              | 12    |
| MINUTECLINIC DIAGNOSTIC OF MICHIGAN PC     |              | 11       | 1        | 8%               | 12    |
| ACCESS MEDICAL CENTER                      |              |          | 12       | 100%             | 12    |
| BROWARD DIALYSIS                           |              |          | 12       | 100%             | 12    |
| UNIVERSITY CENTRA CARE                     |              | 10       | 1        | 9%               | 11    |
| MAIN STREET MEDICAL CENTER OF CRESTVIEW PA |              | 1        | 10       | 91%              | 11    |
| WATSON HEALTHCARE                          |              | 8        | 3        | 27%              | 11    |
| PRIMECARE AT PORT ORANGE                   |              |          | 11       | 100%             | 11    |
| MEDICAL CENTER AFFILIATES WEST PALM        |              |          | 11       | 100%             | 11    |
| WHITE-WILSON MEDICAL CENTER                |              | 11       |          |                  | 11    |
| CARLOS PORTU MD, PLLC                      |              |          | 11       | 100%             | 11    |
| ACCESS HEALTH CARE PHYSICIANS LLC          |              | 4        | 7        | 64%              | 11    |
| EMERALD COAST PEDIATRICS                   |              |          | 11       | 100%             | 11    |
| CORNER OAK ESTATE LLC                      |              | 11       |          |                  | 11    |
| MORTON PLANT MEASE                         |              |          | 11       | 100%             | 11    |
| GNT ASSOCIATES                             |              | 10       | 1        | 9%               | 11    |
| AVENTURA HOSPITAL AND MEDICAL CENTER       |              |          | 11       | 100%             | 11    |
| QUOTIENT SCIENCES LABS LLC                 |              |          | 11       | 100%             | 11    |
| TMH FSU RAPID LABORATORY                   |              | 2        | 9        | 82%              | 11    |
| WANTAGH URGENT CARE                        |              | 8        | 3        | 27%              | 11    |
| BELLEVUE HOSPITAL CENTER DEPARTMENT        |              | 11       |          |                  | 11    |
| SAMARITAN MEDICAL CENTER                   |              | 11       |          |                  | 11    |
| MINUTECLINIC DIAGNOSTIC OF LOUISIANA       |              | 10       | 1        | 9%               | 11    |
| NORTHERN WESTCHESTER HOSPITAL LABORATORY   |              | 9        | 2        | 18%              | 11    |
| CULINARY INSTITUTE OF AMERICA STUDENT      | 3            | 8        |          |                  | 11    |
| WELLMED AT SOUTH PARSONS                   |              | 9        | 2        | 18%              | 11    |
| GRACE WELLNESS CENTER                      |              | 3        | 8        | 73%              | 11    |
| SANFORD PEDIATRIC ASSOCIATES, PA           |              | 9        | 2        | 18%              | 11    |
| ST ANTHONY'S HOSP PATIENT CARE SERVICE     |              |          | 11       | 100%             | 11    |
| FAMILY PRACTICE ON THE GO                  |              | 6        | 5        | 45%              | 11    |
| MHHS All Lab Subsection                    |              | 11       |          |                  | 11    |
| CARINGTON MANOR                            |              | 11       |          |                  | 11    |
| SEMORAN FAMILY HEALTH LLC                  |              | 10       | 1        | 9%               | 11    |
| PINELLAS COUNTY HEALTH DEPARTMENT          |              | 2        | 9        | 82%              | 11    |
| ALCOVE ASSISTED LIVING FACILITY            |              | 11       |          |                  | 11    |

# COVID-19: testing by laboratory

Data through Feb 5, 2021 verified as of Feb 6, 2021 at 09:25 AM

Data in this report are provisional and subject to change.

The numbers in the table below represent the number of Florida and non-Florida residents for whom test results were received by the Department of Health. A person can be tested by more than one laboratory and can have both positive and negative results. **Therefore, the sum of the numbers in each column will be larger than the total number of people tested.**

| Reporting lab                                       | Inconclusive | Negative | Positive | Percent positive | Total |
|---|--------------|----------|----------|------------------|-------|
| MEDEXPRESS URGENT CARE-ALTOONA                      |              | 9        | 2        | 18%              | 11    |
| St. Annes Nursing Center, St. Annes Residence, Inc. |              | 11       |          |                  | 11    |
| SURGERY CENTER OF CORAL GABLES LLC,THE              |              | 9        | 2        | 18%              | 11    |
| TROPICANA   |              | 5        | 6        | 55%              | 11    |
| VIRTUA WEST JERSEY HOSPITAL VOORHEES                |              | 9        | 2        | 18%              | 11    |
| UMHC/SYLVESTER AT KENDALL                           |              | 1        | 10       | 91%              | 11    |
| SENIOR HOME CARE INC                                |              | 11       |          |                  | 11    |
| WEEMS MEMORIAL HOSPITAL                             |              | 7        | 4        | 36%              | 11    |
| CARE FAST MURABELLA                                 |              | 7        | 4        | 36%              | 11    |
| MINUTECLINIC DIAGNOSTIC OF TN, PC 374               |              | 7        | 4        | 36%              | 11    |
| GADSDEN REGIONAL MEDICAL CENTER                     |              | 11       |          |                  | 11    |
| ST JOSEPHS HOSPITAL SOUTH HOSPITAL                  |              |          | 11       | 100%             | 11    |
| NIGHT LITE PEDIATRICS CENTER, LLC                   |              | 1        | 10       | 91%              | 11    |
| THE TERRACE OF SAINT CLOUD                          |              | 9        | 2        | 18%              | 11    |
| ADVENTHEALTH MEDICAL GROUP CARE CLINIC AT           |              | 8        | 3        | 27%              | 11    |
| COMMUNITY HEALTH OF SOUTH FLORIDA                   |              |          | 11       | 100%             | 11    |
| CITRUS CARE CLINIC                                  |              |          | 11       | 100%             | 11    |
| GEORGE W FERGUSON MD-CONCIERGE MEDICAL SERVICES PL  |              | 10       | 1        | 9%               | 11    |
| FIRST CHOICE PEDIATRICS WINTER SPRINGS              |              | 10       | 1        | 9%               | 11    |
| WINTER PARK CARE AND REHABILITATION                 |              |          | 11       | 100%             | 11    |
| ARNOT OGDEN MEDICAL CENTER LABORATORY               |              | 11       |          |                  | 11    |
| LEHIGH VALLEY HOSPITAL                              |              | 3        | 8        | 73%              | 11    |
| GENESIS   |              | 7        | 4        | 36%              | 11    |
| BIOTECH CLINICAL LABORATORIES, INC.                 |              | 1        | 10       | 91%              | 11    |
| DMH STEINHATCHEE FAMILY MEDICINE                    |              | 8        | 3        | 27%              | 11    |
| TELEVISIT PALM BAY FAMILY PRACTICE                  |              | 9        | 2        | 18%              | 11    |
| MOUNT DORA PEDIATRICS                               |              | 9        | 2        | 18%              | 11    |
| ELITE HOME HEALTH SERVICES                          |              | 11       |          |                  | 11    |
| BAPTIST PRIMARY CARE PONTE VEDRA                    |              | 6        | 5        | 45%              | 11    |
| REDMED CLINIC OF ARLINGTON                          |              | 10       | 1        | 9%               | 11    |
| PALM BEACH PATHOLOGY                                |              | 9        | 2        | 18%              | 11    |
| AIM LABORATORIES                                    |              |          | 11       | 100%             | 11    |
| FLORIDA MEDICAL CLINIC IM MLK                       |              | 9        | 2        | 18%              | 11    |
| DESOTO HEALTH AND REHAB LLC                         |              | 7        | 4        | 36%              | 11    |
| St Joseph's Hospital & Medical Center               |              | 10       | 1        | 9%               | 11    |
| PRIMECARE ACQUISITION FAMILY PRACTICE INC           |              | 11       |          |                  | 11    |
| FAMILY MEDICINE AT HUNTERS CREEK                    |              | 10       |          |                  | 10    |
| Maury Regional Hospital                             |              | 6        | 4        | 40%              | 10    |
| MISSOURI DEPARTMENT OF HEALTH AND SENIOR SERVICES   |              |          | 10       | 100%             | 10    |
| VASCONCELLO COHEN MD PA                             |              | 9        | 1        | 10%              | 10    |
| MOSOLF PEDIATRICS                                   |              |          | 10       | 100%             | 10    |
| MEDEXPRESS URGENT CARE CHARLESTON                   |              | 6        | 4        | 40%              | 10    |
| BROWARD HEALTH CARE                                 |              |          | 10       | 100%             | 10    |
| EMERALD COAST HOSPICE - CRESTVIEW                   |              | 10       |          |                  | 10    |
| TMH PHYSICIAN PARTNERS - MONTICELLO                 |              | 8        | 2        | 20%              | 10    |
| ESTATES MEDICAL CENTER INC                          |              |          | 10       | 100%             | 10    |
| MEYER PEDIATRICS CHTD                               |              | 10       |          |                  | 10    |

# COVID-19: testing by laboratory

Data through Feb 5, 2021 verified as of Feb 6, 2021 at 09:25 AM

Data in this report are provisional and subject to change.

The numbers in the table below represent the number of Florida and non-Florida residents for whom test results were received by the Department of Health. A person can be tested by more than one laboratory and can have both positive and negative results. **Therefore, the sum of the numbers in each column will be larger than the total number of people tested.**

| Reporting lab  | Inconclusive | Negative | Positive | Percent positive | Total |
|--|--------------|----------|----------|------------------|-------|
| LAKE NONA MEDICAL SERVICES                                   |              | 3        | 7        | 70%              | 10    |
| BAPTIST HEALTH   |              |          | 10       | 100%             | 10    |
| NORTH OKALOOSA PHYSICIAN GROUP                               |              | 10       |          |                  | 10    |
| NOT INDICATED  |              | 1        | 9        | 90%              | 10    |
| CONSULATE HEALTH CARE OF PENSACOLA                           |              |          | 10       | 100%             | 10    |
| CARENOW URGENT CARE-WEST END                                 |              | 7        | 3        | 30%              | 10    |
| MEDICAL LABORATORY DIAGNOSTICS                               |              |          | 10       | 100%             | 10    |
| VIERA FAMILY MEDICINE AND WELLNESS                           |              | 6        | 4        | 40%              | 10    |
| COVANCE CENTRAL LABORATORY                                   |              |          | 10       | 100%             | 10    |
| PBC PREMIER FAMILY HEALTH                                    |              |          | 10       | 100%             | 10    |
| ENCOMPASS HOME HEALTH OF THE SOUTHEAST LLC                   |              | 10       |          |                  | 10    |
| CARENOW URGENT CARE - EAST NASHVILLE                         |              | 8        | 2        | 20%              | 10    |
| WELLMED AT PORT ST LUCIE WEST                                |              | 6        | 4        | 40%              | 10    |
| ADVENTHEALTH MEDICAL GROUP PEDIATRICS AT                     |              | 2        | 8        | 80%              | 10    |
| APPALACHIAN REGIONAL HEALTHCARE SYSTEM                       |              | 10       |          |                  | 10    |
| JOHN W NORRIS III MD PA                                      | 1            |          | 9        | 90%              | 10    |
| ISLAND COAST PEDIATRICS IN-HOUSE LAB                         |              | 10       |          |                  | 10    |
| CREATIVE TESTING SOLUTIONS                                   |              | 3        | 7        | 70%              | 10    |
| HCR MANORCARE  |              | 10       |          |                  | 10    |
| CBC LAB  |              | 3        | 7        | 70%              | 10    |
| BOCA RATON REGIONAL HOSPITAL LAB                             |              |          | 10       | 100%             | 10    |
| Hackensack Umc Mountainside                                  |              | 9        | 1        | 10%              | 10    |
| ADEPT INPATIENT MEDICAL SERVICES PC                          |              | 10       |          |                  | 10    |
| MEDEXPRESS URGENT CARE - LAFAYETTE                           |              | 9        | 1        | 10%              | 10    |
| MEDEX REGIONAL LABORATORIES LLC                              |              | 1        | 9        | 90%              | 10    |
| URGENT CARE USA LLC  |              | 1        | 9        | 90%              | 10    |
| ACCESS PHARMACY  |              | 10       |          |                  | 10    |
| BROOKDALE PANAMA CITY  |              | 9        | 1        | 10%              | 10    |
| COMMUNITY HEALTH CENTER                                      |              | 2        | 8        | 80%              | 10    |
| Lehigh Acres Health and Rehabilitation                       |              |          | 10       | 100%             | 10    |
| KIDSVILLE PEDIATRICS   |              |          | 10       | 100%             | 10    |
| BEAUMONT LABORATORY  |              |          | 10       | 100%             | 10    |
| HIGH TOWER ALF LLC   |              | 9        | 1        | 10%              | 10    |
| ST VINCENT'S URGENT CARE                                     |              | 9        | 1        | 10%              | 10    |
| URGENT CARE CENTER AT PINNACLE                               |              | 4        | 6        | 60%              | 10    |
| ILLINOIS DEPT OF PUBLIC HEALTH LAB - SPRINGFIELD             |              |          | 10       | 100%             | 10    |
| ADVENTHEALTH MEDICAL GROUP                                   |              | 9        | 1        | 10%              | 10    |
| MED LABS DIAGNOSTICS   |              | 5        | 5        | 50%              | 10    |
| MEDEXPRESS URGENT CARE-KATY                                  |              | 7        | 3        | 30%              | 10    |
| MEDEXPRESS URGENT CARE PARKERSBURG                           |              | 8        | 2        | 20%              | 10    |
| PRORENATA LABS   |              | 2        | 8        | 80%              | 10    |
| NEW JERSEY DEPARTMENT OF HEALTH COMMUNICABLE DISEASE SERVICE |              | 3        | 7        | 70%              | 10    |
| PARROTT MEDICAL CLINIC                                       |              |          | 10       | 100%             | 10    |
| STATEN ISLAND UNIVERSITY HOSPITAL SEGUINE AVE                |              | 9        | 1        | 10%              | 10    |
| MEDEXPRESS URGENT CARE - SEMINOLE SQUA                       |              | 9        | 1        | 10%              | 10    |
| AMERICAN HOUSE FORT MYERS                                    |              | 10       |          |                  | 10    |
| VETERNANS ADMINISTRATION                                     |              |          | 10       | 100%             | 10    |



# COVID-19: testing by laboratory

Data through Feb 5, 2021 verified as of Feb 6, 2021 at 09:25 AM

Data in this report are provisional and subject to change.

The numbers in the table below represent the number of Florida and non-Florida residents for whom test results were received by the Department of Health. A person can be tested by more than one laboratory and can have both positive and negative results. **Therefore, the sum of the numbers in each column will be larger than the total number of people tested.**

| Reporting lab   | Inconclusive | Negative | Positive | Percent positive | Total |
|---|--------------|----------|----------|------------------|-------|
| CORONA PATHOLOGY  |              | 10       |          |                  | 10    |
| PANCARE HEALTH - VERNON ELEMENTARY                        |              |          | 10       | 100%             | 10    |
| Westchester General Hospital                              |              |          | 10       | 100%             | 10    |
| TENNESSEE DEPARTMENT OF HEALTH (TDH) - CENTRAL LABORATORY |              | 2        | 8        | 80%              | 10    |
| PLYMOUTH HARBOR INCORPORATED                              |              | 9        | 1        | 10%              | 10    |
| BLOCK NATION CHASE  |              | 4        | 6        | 60%              | 10    |
| THE VILLAGES HEALTH                                       |              | 5        | 5        | 50%              | 10    |
| HOPE HEALTHCARE   |              | 10       |          |                  | 10    |
| ASSOCIATES MD CYPRESS CREEK                               |              |          | 10       | 100%             | 10    |
| AMBRY GENETICS CORPORATION                                |              | 10       |          |                  | 10    |
| VITALANT  |              | 1        | 9        | 90%              | 10    |
| SAVANNAH MANOR ASSISTED LIVING COMMUNITY                  |              |          | 10       | 100%             | 10    |
| ALABAMA DEPARTMENT OF PUBLIC HEALTH                       |              | 1        | 9        | 90%              | 10    |
| ADVENTIST HEALTH SYSTEM FLORIDA DEPT OF HEALTH            |              | 6        | 4        | 40%              | 10    |
| LAKE BALDWIN CBOC   |              | 9        | 1        | 10%              | 10    |
| Hialeah Nursing And Rehabilitation Center                 |              | 6        | 4        | 40%              | 10    |
| CLINIC OF PEDIATRICS & GI MEDICINE INC                    |              |          | 10       | 100%             | 10    |
| ONEIDA HEALTHCARE CENTER                                  |              | 8        | 2        | 20%              | 10    |
| RPC@HODGES  |              | 2        | 8        | 80%              | 10    |
| MINUTECLINIC DIAGNOSTIC OF TN PC #6415                    |              | 9        | 1        | 10%              | 10    |
| FLEMING ISLAND CENTER FOR CLINICAL RESEARCH               |              | 10       |          |                  | 10    |
| LOREY ALF   |              | 9        |          |                  | 9     |
| ROSECASTLE  |              |          | 9        | 100%             | 9     |
| MEDEXPRESS URGENT CARE - MONROE                           |              | 9        |          |                  | 9     |
| MAINSTREET FAMILY CARE                                    |              |          | 9        | 100%             | 9     |
| MINUTECLINIC DIAGNOSTIC OF LOUISIANA,                     |              | 8        | 1        | 11%              | 9     |
| ORLANDO CLINICAL RESEARCH CENTER                          |              | 8        | 1        | 11%              | 9     |
| CVS MINUTE CLINIC, LLC                                    |              | 7        | 2        | 22%              | 9     |
| COLLIER COUNTY JAIL                                       |              | 9        |          |                  | 9     |
| BUENA VIDA ESTATES  |              |          | 9        | 100%             | 9     |
| ORANGE PARK PEDIATRIC ASSOCIATES                          |              | 1        | 8        | 89%              | 9     |
| GCPM MANUAL MICROBIOLOGY                                  |              | 1        | 8        | 89%              | 9     |
| YORKVILLE PEDIATRIC URGENT CARE                           |              | 9        |          |                  | 9     |
| ROSEMONT GARDENS INC                                      |              | 9        |          |                  | 9     |
| MAIMONIDES MEDICAL CENTER                                 |              | 6        | 3        | 33%              | 9     |
| VILLAGE PLACE HEALTH AND REHAB                            |              | 9        |          |                  | 9     |
| BAYONET POINT HOSPITAL                                    |              |          | 9        | 100%             | 9     |
| RICHMOND UNIVERSITY MEDICAL CENTER                        |              | 7        | 2        | 22%              | 9     |
| Consulate Health Care of Brandon                          |              | 7        | 2        | 22%              | 9     |
| MOBILE RESPONSE DIAGNOSTICS LLC                           |              | 8        | 1        | 11%              | 9     |
| ALACHUA   |              |          | 9        | 100%             | 9     |
| PALM BAY URGENT CARE PL                                   |              | 1        | 8        | 89%              | 9     |
| LAKE NONA MEDICAL SERVICE LLC                             |              | 9        |          |                  | 9     |
| INTERIM HEALTHCARE OF NORTHWEST FLORIDA INC               |              | 8        | 1        | 11%              | 9     |
| RUSSELL MEDICAL CENTER                                    |              | 8        | 1        | 11%              | 9     |
| CARENOW URGENT CARE-MT JULIET                             |              | 8        | 1        | 11%              | 9     |
| CVS HEALTH, #3396   |              | 9        |          |                  | 9     |

# COVID-19: testing by laboratory

Data through Feb 5, 2021 verified as of Feb 6, 2021 at 09:25 AM

Data in this report are provisional and subject to change.

The numbers in the table below represent the number of Florida and non-Florida residents for whom test results were received by the Department of Health. A person can be tested by more than one laboratory and can have both positive and negative results. **Therefore, the sum of the numbers in each column will be larger than the total number of people tested.**

| Reporting lab                                   | Inconclusive | Negative | Positive | Percent positive | Total |
|---|--------------|----------|----------|------------------|-------|
| RIVERSIDE MEDICAL GROUP                         |              | 8        | 1        | 11%              | 9     |
| MEDI STATION                                    |              |          | 9        | 100%             | 9     |
| CVS PHARMACY NO 274                             |              | 9        |          |                  | 9     |
| Grand Villa of Clearwater                       |              | 7        | 2        | 22%              | 9     |
| CVS MINUTE CLINIC DIAGNOSTIC OF WISCONSIN       |              | 9        |          |                  | 9     |
| Rosewood Healthcare and Rehabilitation Center   |              | 5        | 4        | 44%              | 9     |
| CLEVELAND TENNESSEE HOSPITAL COMPANY            |              | 8        | 1        | 11%              | 9     |
| MOLECULAR PATHOLOGY LABORATORY                  |              |          | 9        | 100%             | 9     |
| PERSONAL PEDIATRICS PA                          |              | 7        | 2        | 22%              | 9     |
| CHEMISYS LABORATORIES                           |              | 1        | 8        | 89%              | 9     |
| LAKEVIEW HEALTH SYSTEMS                         |              |          | 9        | 100%             | 9     |
| WESTCHESTER GENERAL HOSPITAL BLOOD GAS LAB      |              |          | 9        | 100%             | 9     |
| CVS MINUTE CLINIC DIAGNOSTIC MED GRP OF CA      |              | 9        |          |                  | 9     |
| MINUTECLINIC DIAGNOSTIC OF NEW MEXICO           |              | 9        |          |                  | 9     |
| IGENEX INC                                      |              | 9        |          |                  | 9     |
| BONITA PHARMACY                                 |              | 9        |          |                  | 9     |
| MEDEXPRESS URGENT CARE - WINCHESTER GATEWAY     |              | 7        | 2        | 22%              | 9     |
| FLORIDA MEDICAL CLINIC - MULTI SPECIALTY CAMPUS |              | 2        | 7        | 78%              | 9     |
| FAMILY PRACTICE OF DAVIE INC                    |              |          | 9        | 100%             | 9     |
| URGENT CARE & FAMILY PRACTICE CENTER            |              |          | 9        | 100%             | 9     |
| BRENNITY AT VERO BEACH, THE                     |              |          | 9        | 100%             | 9     |
| Signature Healthcare of Ormond                  |              | 9        |          |                  | 9     |
| MEDEXPRESS URGENT CARE- MARYLAND                |              | 8        | 1        | 11%              | 9     |
| LPG PEDIATRICS AT PAGE FIELD                    |              | 9        |          |                  | 9     |
| WILTON MANORS HEALTH & REHABILITATION CENTER    |              |          | 9        | 100%             | 9     |
| MINUTECLINIC DIAGNOSTIC OF TN, PC 4992          |              | 9        |          |                  | 9     |
| NIGHT OWL PEDIATRICS URGENT CARE                |              |          | 9        | 100%             | 9     |
| NORTHWEST FLORIDA COMMUNITY HOSPITAL LABORATORY |              | 8        | 1        | 11%              | 9     |
| PATEL MEDICAL VENTURES                          |              | 8        | 1        | 11%              | 9     |
| ASHRAF MEDICAL GROUP PLLC DBA PULSE M           |              | 8        | 1        | 11%              | 9     |
| CROSSROADS URGENT CARE, PLLC                    |              | 9        |          |                  | 9     |
| OMNI  |              |          | 9        | 100%             | 9     |
| MIAMI BEACH MEDICAL GROUP LLC                   |              |          | 9        | 100%             | 9     |
| UNAVAILABLE/UNKNOWN/NO INFORMATION FOUND        |              |          | 9        | 100%             | 9     |
| UNIVERSITY MEDICAL CENTER                       |              | 8        | 1        | 11%              | 9     |
| PEDIATRIC HEALTH CARE ALLIANCE                  |              |          | 9        | 100%             | 9     |
| CHILDREN'S HEALTH CENTER INC.                   |              | 7        | 2        | 22%              | 9     |
| WADSWORTH CENTER - DAVID AXELROD INSTITUTE      |              | 8        | 1        | 11%              | 9     |
| COLLIER COUNTY HEALTH DEPT.                     |              | 4        | 5        | 56%              | 9     |
| MIDMICHIGAN MEDICAL CENTER                      |              |          | 9        | 100%             | 9     |
| WINDSOR OF GAINESVILLE                          |              | 9        |          |                  | 9     |
| EMERGENCY MEDICAL CENTER                        |              | 3        | 6        | 67%              | 9     |
| CVS MINUTE CLINIC DIAGNOSTIC PA                 |              | 7        | 2        | 22%              | 9     |
| OUR HOME AT BEACON HILL                         |              |          | 9        | 100%             | 9     |
| RHODE ISLAND DEPARTMENT OF HEALTH               |              |          | 9        | 100%             | 9     |
| BAYFRONT HEALTH ST PETERSBURG                   |              | 8        | 1        | 11%              | 9     |
| THORNBURG PEDIATRICS                            |              | 9        |          |                  | 9     |

# COVID-19: testing by laboratory

Data through Feb 5, 2021 verified as of Feb 6, 2021 at 09:25 AM

Data in this report are provisional and subject to change.

The numbers in the table below represent the number of Florida and non-Florida residents for whom test results were received by the Department of Health. A person can be tested by more than one laboratory and can have both positive and negative results. **Therefore, the sum of the numbers in each column will be larger than the total number of people tested.**

| Reporting lab  | Inconclusive | Negative | Positive | Percent positive | Total |
|--|--------------|----------|----------|------------------|-------|
| RED MOUNTAIN DIAGNOSTICS                                 |              | 9        |          |                  | 9     |
| MONROE COUNTY HOSPITAL                                   |              | 6        | 3        | 33%              | 9     |
| MINUTE CLINIC LLC #1448                                  |              | 8        | 1        | 11%              | 9     |
| ADVANCED URGENT CARE CENTER                              |              |          | 9        | 100%             | 9     |
| NEMOURS CHILDREN'S PRIMARY CARE VERO BEACH               |              |          | 9        | 100%             | 9     |
| PRECISION GENETICS                                       |              |          | 9        | 100%             | 9     |
| GRAND VILLA OF ENGLEWOOD                                 |              | 5        | 4        | 44%              | 9     |
| SAMARITAN HOSPITAL LABORATORY                            |              | 8        | 1        | 11%              | 9     |
| MEDEXPRESS URGENT CARE - PANTOPS                         |              | 8        | 1        | 11%              | 9     |
| NATURE COAST REGIONAL MEDICAL CENTER                     |              |          | 9        | 100%             | 9     |
| Manor Care of Dunedin                                    |              | 6        | 3        | 33%              | 9     |
| ADVENT HEALTH - FOUR CORNERS ER                          |              | 8        | 1        | 11%              | 9     |
| PALM BAY FAMILY PRACTICE                                 |              | 4        | 5        | 56%              | 9     |
| GAMMA DIAGNOSTIC LAB LLC                                 |              |          | 9        | 100%             | 9     |
| SHERMAN-ABRAMS LABORATORY INC                            |              | 8        | 1        | 11%              | 9     |
| WINDSOR WOODS REHAB & HEALTHCARE CTR                     |              | 8        | 1        | 11%              | 9     |
| OPTIMAL CARE PEDIATRICS                                  |              |          | 9        | 100%             | 9     |
| NORTHSHORE UNIVERSITY HEALTHSYSTEM EVANSTON HOSPITAL LAB |              |          | 9        | 100%             | 9     |
| MICHIGAN DEPARTMENT OF COMMUNITY HEALTH                  |              | 1        | 8        | 89%              | 9     |
| CLAYMED OF NORTH FLORIDA                                 |              |          | 9        | 100%             | 9     |
| WINDSOR OF SAN PABLO, THE                                |              | 6        | 3        | 33%              | 9     |
| ANY LAB TEST NOW INC                                     |              |          | 9        | 100%             | 9     |
| AVALON FAMILY RESORT ASSISTED LIVING LLC                 |              | 9        |          |                  | 9     |
| RIVERWOOD CENTER,THE                                     |              |          | 9        | 100%             | 9     |
| AZALEA HEALTH  |              | 2        | 7        | 78%              | 9     |
| PALM BEACH COUNTY HEALTH DEPARTMENT LABORATORY           |              |          | 8        | 100%             | 8     |
| MONTEFIORE MEDICAL CENTER LABORATORIES - WEILER          |              | 6        | 2        | 25%              | 8     |
| FAMILY MEDICINE OF WESTON LLC                            |              |          | 8        | 100%             | 8     |
| CHILDREN'S HEALTHCARE OF ATLANTA/EGLESTON                |              | 8        |          |                  | 8     |
| CIGNA ONSITE HEALTH LLC                                  |              | 2        | 6        | 75%              | 8     |
| FLORIDA CLINICAL LAB                                     |              | 1        | 7        | 88%              | 8     |
| NITIN BAWA PROFESSIONAL ASSOCIATES                       |              |          | 8        | 100%             | 8     |
| LIFE CARE CITRUS COUNTY                                  |              |          | 8        | 100%             | 8     |
| THOMAS JEFFERSON UNIVERSITY HOSPITAL                     |              | 4        | 4        | 50%              | 8     |
| DOH JACKSONVILLE CENTRAL LABORATORY                      |              | 3        | 5        | 63%              | 8     |
| BAPTIST OUTPATIENT                                       |              |          | 8        | 100%             | 8     |
| ST CHARLES HOSPITAL LABORATORY                           |              | 8        |          |                  | 8     |
| JOHNS HOPKINS MEDICAL LABORATORIES                       |              | 1        | 7        | 88%              | 8     |
| NORTHWEST FLORIDA COMMUNITY HOSPITAL 3RD FLOOR           |              | 8        |          |                  | 8     |
| INTERNAL MEDICINE ASSOCIATES OF JACKSON HOSPITAL         |              |          | 8        | 100%             | 8     |
| WATERFORD AT CREEKSIDE, THE                              |              |          | 8        | 100%             | 8     |
| ORLANDO HEALTH PHYSICIAN ASSOCIATES                      |              | 4        | 4        | 50%              | 8     |
| MINUTECLINIC DIAGNOSTIC OF TN PC #6435                   |              | 8        |          |                  | 8     |
| BRILLIANCE ASSISTED LIVING                               |              |          | 8        | 100%             | 8     |
| URGENT TEAM MANAGEMENT OF TENNESSEE                      |              | 7        | 1        | 13%              | 8     |
| ALACHUA COUNTY HEALTH DEPARTMENT                         |              | 1        | 7        | 88%              | 8     |
| METROPOLITAN CHARITIES INC                               |              | 7        | 1        | 13%              | 8     |

# COVID-19: testing by laboratory

Data through Feb 5, 2021 verified as of Feb 6, 2021 at 09:25 AM

Data in this report are provisional and subject to change.

The numbers in the table below represent the number of Florida and non-Florida residents for whom test results were received by the Department of Health. A person can be tested by more than one laboratory and can have both positive and negative results. **Therefore, the sum of the numbers in each column will be larger than the total number of people tested.**

| Reporting lab  | Inconclusive | Negative | Positive | Percent positive | Total |
|--|--------------|----------|----------|------------------|-------|
| KINDRED HOSPITAL OCALA   |              | 6        | 2        | 25%              | 8     |
| ST CLOUD PHYSICIAN MANAGMENT LLC                                       |              | 7        | 1        | 13%              | 8     |
| MEDEXPRESS URGENT CARE MONACA  |              | 8        |          |                  | 8     |
| MEDEXPRESS URGENT CARE - BENTON HARBOR                                 |              | 8        |          |                  | 8     |
| DOCTOR'S IN-HOUSE LAB/COMMUNITY HEALTH CENTERS OF PINELLAS – CLEARWATE |              |          | 8        | 100%             | 8     |
| WEEMS MEDICAL CENTERS  |              | 4        | 4        | 50%              | 8     |
| BEAUMONT EMERGENCY CENTER  |              |          | 8        | 100%             | 8     |
| LIFE'S SPECIAL MOMENTS INC   |              | 8        |          |                  | 8     |
| ORMOND BEACH CENTRA CARE   |              |          | 8        | 100%             | 8     |
| LUXOR SCIENTIFIC LLC   |              | 1        | 7        | 88%              | 8     |
| SURGOINSVILLE PHARMACY   |              | 8        |          |                  | 8     |
| PENSACOLA CLUSTER  |              |          | 8        | 100%             | 8     |
| PINELLAS PARK FIRE DEPARTMENT  |              | 8        |          |                  | 8     |
| DEPARTMENT OF HEALTH- CITRUS COUNTY                                    |              | 1        | 7        | 88%              | 8     |
| MEDEXPRESS URGENT CARE, BUTLER   |              | 5        | 3        | 38%              | 8     |
| FLORIDA HEART AND VASCULAR MULTISPECIALTY GROUP                        |              | 8        |          |                  | 8     |
| HUNTINGTON VILLAGE URGENT CARE   |              | 8        |          |                  | 8     |
| LANE PEDIATRICS PA   |              |          | 8        | 100%             | 8     |
| MC DIAGNOSTIC OF CONNECTICUT, PC #1960                                 |              | 8        |          |                  | 8     |
| THE WOLFF CENTER FOR CHILD & ADOLESCENT HEALTH                         |              |          | 8        | 100%             | 8     |
| DOH-TAMPA BRANCH LABORATORY (MLK BLVD)                                 |              | 4        | 4        | 50%              | 8     |
| MINUTECLINIC DIAGNOSTIC OF NORTH                                       |              | 7        | 1        | 13%              | 8     |
| ARCHBOLD MEMORIAL HOSPITAL/LAB   |              | 3        | 5        | 63%              | 8     |
| CVS MINUTE CLINIC DIAGNOSTIC OF TEXAS, LLC                             |              | 8        |          |                  | 8     |
| DOCTOR'S IN HOUSE LAB  |              |          | 8        | 100%             | 8     |
| INTERNAL MEDICINE AND AESTHETICS OF NAPLES LLC                         |              | 8        |          |                  | 8     |
| FAST PACE MEDICAL CLINIC PLLC  |              | 6        | 2        | 25%              | 8     |
| COLLIER BLVD HMA PHYSICIAN MANAGEMENT,, LLC                            |              |          | 8        | 100%             | 8     |
| HUNTINGTON URGENT CARE   |              | 8        |          |                  | 8     |
| BARTON PARKER OD PC  |              | 8        |          |                  | 8     |
| ORLANDO ORTHOPAEDIC OUTPATIENT SURGERY CENTER                          |              | 5        | 3        | 38%              | 8     |
| CIAN DIAGNOSTICS   |              |          | 8        | 100%             | 8     |
| BENSONHURST URGENT CARE  |              | 8        |          |                  | 8     |
| AFC URGENT CARE - CEDAR GROVE  |              | 8        |          |                  | 8     |
| URGENT MEDICAL CENTER INC  |              | 2        | 6        | 75%              | 8     |
| INSPIRED LIVING AT PALM BAY  |              | 7        | 1        | 13%              | 8     |
| SOMA MEDICAL CENTER, PA #4 FLORIDA MANGO                               |              |          | 8        | 100%             | 8     |
| EXECUTIVE MEDICAL SERVICES   |              | 8        |          |                  | 8     |
| DORAL URGENT CARE  |              |          | 8        | 100%             | 8     |
| Sunset Lake Health and Rehabilitation Center                           |              | 8        |          |                  | 8     |
| MEDEXPRESS URGENT CARE - WASHINGTON                                    |              | 6        | 2        | 25%              | 8     |
| IU HEALTH PATHOLOGY  |              | 1        | 7        | 88%              | 8     |
| PHASE2 LABS  | 2            | 4        | 2        | 25%              | 8     |
| WESTPAC LABS INC   | 1            |          | 7        | 88%              | 8     |
| FLORIDA HOSPITAL WINTER PARK   |              | 7        | 1        | 13%              | 8     |
| NORTHSIDE HOSPITAL   |              | 2        | 6        | 75%              | 8     |
| CVS NC187POCT CHARLOTTE  |              | 8        |          |                  | 8     |

# COVID-19: testing by laboratory

Data through Feb 5, 2021 verified as of Feb 6, 2021 at 09:25 AM

Data in this report are provisional and subject to change.

The numbers in the table below represent the number of Florida and non-Florida residents for whom test results were received by the Department of Health. A person can be tested by more than one laboratory and can have both positive and negative results. **Therefore, the sum of the numbers in each column will be larger than the total number of people tested.**

| Reporting lab                                      | Inconclusive | Negative | Positive | Percent positive | Total |
|--|--------------|----------|----------|------------------|-------|
| MED TECH SERVICES OF PALM BEACH INC                |              | 8        |          |                  | 8     |
| ST VINCENTS PRIMARY CARE                           |              | 4        | 4        | 50%              | 8     |
| PRIMARY CARE SPECIALISTS OF ORLANDO LLC            |              | 6        | 2        | 25%              | 8     |
| PALM BEACH CDH - DELRAY BEACH                      |              |          | 8        | 100%             | 8     |
| MINUTE CLINIC LLC #5733                            |              | 8        |          |                  | 8     |
| LAKE CO SCHOOLS EMPLOYEE HEALTH & WELLNESS CENTER  | 1            | 6        | 1        | 13%              | 8     |
| FLORIDA MENTOR                                     |              | 7        | 1        | 13%              | 8     |
| RIVERVIEW REGIONAL MEDICAL CENTER                  |              | 6        | 2        | 25%              | 8     |
| BLOOMING GARDENS OF CARE INC                       |              | 8        |          |                  | 8     |
| OPTUM SILVER LAKES                                 |              |          | 8        | 100%             | 8     |
| ROBERT WOOD JOHNSON HOSPITAL                       |              | 7        | 1        | 13%              | 8     |
| THE MARY IMOGENE BASSETT HOSPITAL                  |              | 8        |          |                  | 8     |
| FORT PIERCE FAMILY CARE INC                        |              | 3        | 5        | 63%              | 8     |
| HOLY NAME MEDICAL CENTER                           | 1            | 6        | 1        | 13%              | 8     |
| MINUTE CLINIC DIAGNOSTIC OF VIRGINIA, LLC          |              | 8        |          |                  | 8     |
| VETERANS AFFAIRS MEDICAL CENTER - OUTPATIENT       |              |          | 8        | 100%             | 8     |
| FOUNTAINVIEW BY FIVE STAR QUALITY CARE             |              | 7        | 1        | 13%              | 8     |
| MEDEXPRESS URGENT CARE - SALEM                     |              | 4        | 4        | 50%              | 8     |
| GOLISANO CHILDREN'S HOSPITAL OF SOUTHWEST FLORIDA  |              | 6        | 2        | 25%              | 8     |
| MEDICANA NURSING AND REHAB CENTER                  |              |          | 8        | 100%             | 8     |
| GENE STREET LABORATORIES, LLC                      |              | 6        | 2        | 25%              | 8     |
| VIGILINT HEALTHCARE                                |              | 5        | 3        | 38%              | 8     |
| VITAS HEALTHCARE CORPORATION OF FL                 |              |          | 8        | 100%             | 8     |
| SARASOTA - ROBERT L TAYLOR COMMUNITY CENTER        |              | 1        | 7        | 88%              | 8     |
| MINUTE CLINIC DIAGNOSTIC OF SC, LLC #42            |              | 7        | 1        | 13%              | 8     |
| GENEUS DIAGNOSTICS                                 |              |          | 8        | 100%             | 8     |
| MEDEXPRESS URGENT CARE-LATROBE                     |              | 8        |          |                  | 8     |
| FLORIDA MEDICAL CL ODOM TPA                        |              | 4        | 4        | 50%              | 8     |
| LAKE CONWAY URGENT CARE LLC                        |              | 2        | 6        | 75%              | 8     |
| MAGNOLIA PEDIATRICS GROUP LLC                      |              |          | 8        | 100%             | 8     |
| MINUTECLINIC DIAGNOSTIC OF TN PC #320              |              | 7        | 1        | 13%              | 8     |
| HEALTHMARK REGIONAL HOSPITAL LAB                   |              | 4        | 4        | 50%              | 8     |
| CVS MINUTE CLINIC DIAGNOSTIC                       |              | 7        | 1        | 13%              | 8     |
| HEALTHPARK MEDICAL CTR NURSING SVC                 |              | 8        |          |                  | 8     |
| MID-HUDSON VALLEY DIVISION OF WESTCHESTER MEDICAL  |              | 8        |          |                  | 8     |
| METHODIST HOSPITAL                                 |              |          | 8        | 100%             | 8     |
| PUTNAM COUNTY EMERGENCY RESCUE SERVICE             |              | 5        | 3        | 38%              | 8     |
| JACKSON CLINIC PA,THE                              |              | 4        | 4        | 50%              | 8     |
| X-GENE MOLECULAR LABS                              |              | 1        | 7        | 88%              | 8     |
| WHITE SANDS OUTPATIENT SERVICES (WSOP SERVICES LLC |              | 8        |          |                  | 8     |
| FLORIDA HOSPITAL PHYSICIAN GROUP                   |              | 3        | 5        | 63%              | 8     |
| MEDEXPRESS URGENT CARE - CHRISTIANBURG             |              | 7        | 1        | 13%              | 8     |
| ATLANTIC CONSOLIDATED LABORATORY                   |              | 8        |          |                  | 8     |
| ST JUDE LABORATORIES                               |              | 6        | 2        | 25%              | 8     |
| ST. JOSEPH HOSPITAL AND HEALTH CARE INC.           |              |          | 8        | 100%             | 8     |
| CARROLL GARDENS URGENT CARE                        |              | 8        |          |                  | 8     |
| MONTEFIORE MEDICAL CENTER LABORATORIES - NORTH     |              | 8        |          |                  | 8     |



# COVID-19: testing by laboratory

Data through Feb 5, 2021 verified as of Feb 6, 2021 at 09:25 AM

Data in this report are provisional and subject to change.

The numbers in the table below represent the number of Florida and non-Florida residents for whom test results were received by the Department of Health. A person can be tested by more than one laboratory and can have both positive and negative results. **Therefore, the sum of the numbers in each column will be larger than the total number of people tested.**

| Reporting lab                                | Inconclusive | Negative | Positive | Percent positive | Total |
|--|--------------|----------|----------|------------------|-------|
| ENT AND ALLERGY ASSOCIATES OF FLORIDA LLC    |              | 7        | 1        | 13%              | 8     |
| HARBORCHASE OF DR PHILLIPS                   |              | 7        | 1        | 13%              | 8     |
| SYLVESTER AT PLANTATION LABORATORY           |              | 7        | 1        | 13%              | 8     |
| GULF COAST MEDICAL GROUP                     |              | 2        | 6        | 75%              | 8     |
| ALLINA HEALTH - ABBOTT NORTHWESTERN HOSPITAL |              | 5        | 3        | 38%              | 8     |
| PUTNAM FAMILY CARE INC                       |              | 3        | 5        | 63%              | 8     |
| DAVID LAWRENCE CENTER INC                    |              | 7        | 1        | 13%              | 8     |
| WELLIGENT                                    |              | 1        | 7        | 88%              | 8     |
| ADVANCED RESEARCH FOR HEALTH IMPROVEMENT     |              | 6        | 2        | 25%              | 8     |
| PASSPORT HEALTH OF TAMPA BAY                 |              | 8        |          |                  | 8     |
| JX REF LAB                                   |              |          | 8        | 100%             | 8     |
| MULBERRY CARE CENTER                         |              | 5        | 3        | 38%              | 8     |
| MINUTECLINIC DIAGNOSTIC OF MINNESOTA         |              | 8        |          |                  | 8     |
| MINUTE CLINIC                                |              | 1        | 7        | 88%              | 8     |
| MIDNIGHT MEDICINE                            |              |          | 8        | 100%             | 8     |
| FHCP-ORANGE CITY                             |              |          | 8        | 100%             | 8     |
| CONSULATE HEALTH CARE                        |              | 7        | 1        | 13%              | 8     |
| FAMILY HEALTH CENTER AT PORT ST JOHN         |              | 4        | 3        | 43%              | 7     |
| PANCARE HEALTH - HOSFORD SCHOOL              |              |          | 7        | 100%             | 7     |
| MADISON COUNTY HEALTH DEPARTMENT             |              | 5        | 2        | 29%              | 7     |
| DYNAMIC HEALTH CENTERS INC                   |              | 3        | 4        | 57%              | 7     |
| OCALA FAMILY MEDICAL CENTER                  |              | 7        |          |                  | 7     |
| CARENOW URGENT CARE-GREEN HILLS              |              | 7        |          |                  | 7     |
| NORTON HEALTHCARE                            |              |          | 7        | 100%             | 7     |
| DOCTORS CLINICAL LABORATORY, INC             |              | 5        | 2        | 29%              | 7     |
| SOMA MEDICAL CENTER MD PA #7 PEDIATRICS      |              |          | 7        | 100%             | 7     |
| FLORIDA HOSPITAL APOPKA                      |              | 6        | 1        | 14%              | 7     |
| MEDEXPRESS ELKINS                            |              | 7        |          |                  | 7     |
| LYNMOORE,THE                                 |              | 7        |          |                  | 7     |
| ABBHEY MANOR RETIREMENT RESIDENCE INC        |              | 7        |          |                  | 7     |
| CVS MINUTE CLINIC DIAGNOSTIC OF TEXAS,LLC    |              | 5        | 2        | 29%              | 7     |
| CARESOUTH HHA HOLDINGS OF TALLAHASSEE LLC    |              | 7        |          |                  | 7     |
| MEDEXPRESS URGENT CARE - BEECH GROVE         |              | 6        | 1        | 14%              | 7     |
| AR ANESTHESIA LLC                            |              | 7        |          |                  | 7     |
| MINUTECLINIC DIAGNOSTIC OF OKLAHOMA          |              | 5        | 2        | 29%              | 7     |
| FLORIDA STATE HOSPITAL CLINICAL LABORATORY   |              | 7        |          |                  | 7     |
| MEDLABS DIAGNOSTICS                          |              | 7        |          |                  | 7     |
| COMMUNITY MEDICAL AND DENTAL CARE INC        |              | 7        |          |                  | 7     |
| Grand Villa of Dunedin                       |              | 1        | 6        | 86%              | 7     |
| SEA LEVEL LABS                               |              |          | 7        | 100%             | 7     |
| OPTUM PRIMARY CARE - FOUNTAIN OAKS           |              | 3        | 4        | 57%              | 7     |
| IRL MARKET LAB                               |              |          | 7        | 100%             | 7     |
| SUPERIOR RESIDENCES AT CALA HILLS            |              | 7        |          |                  | 7     |
| GENTRY PARK ORLANDO ASSISTED LIVING          |              | 6        | 1        | 14%              | 7     |
| TRUE HEALTH DIAGNOSTICS                      |              | 1        | 6        | 86%              | 7     |
| BAYCARE MEDICAL GROUP                        |              | 1        | 6        | 86%              | 7     |
| CVS NC2357POCT HUNTERSVILLE                  |              | 6        | 1        | 14%              | 7     |

# COVID-19: testing by laboratory

Data through Feb 5, 2021 verified as of Feb 6, 2021 at 09:25 AM

Data in this report are provisional and subject to change.

The numbers in the table below represent the number of Florida and non-Florida residents for whom test results were received by the Department of Health. A person can be tested by more than one laboratory and can have both positive and negative results. **Therefore, the sum of the numbers in each column will be larger than the total number of people tested.**

| Reporting lab                                   | Inconclusive | Negative | Positive | Percent positive | Total |
|---|--------------|----------|----------|------------------|-------|
| LEPE'S HOUSE                                    |              |          | 7        | 100%             | 7     |
| CVS M08590POCT KANSAS CITY                      |              | 3        | 4        | 57%              | 7     |
| PALM POINT BEHAVIORAL HEALTH                    |              | 7        |          |                  | 7     |
| MIAMI COMPREHENSIVE MEDICINE GROUP PA           |              | 4        | 3        | 43%              | 7     |
| FLORIDA DIGESTIVE AND LIVER SPECIALIST          |              | 7        |          |                  | 7     |
| WYOMING COUNTY COMMUNITY HOSPITAL LABORATORY    |              | 7        |          |                  | 7     |
| MINUTECLINIC, LLC #4230                         |              | 6        | 1        | 14%              | 7     |
| SOUTH FLORIDA ENT ASSOCIATES, INC               |              |          | 7        | 100%             | 7     |
| MEDEXPRESS URGENT CARE - FAYETTEVILLE           |              | 5        | 2        | 29%              | 7     |
| MERCY HEALTH—MUSKEGON                           |              | 6        | 1        | 14%              | 7     |
| ST JOSEPHS CHILDRENS OUTREACH                   |              |          | 7        | 100%             | 7     |
| MIAMI BEACH MEDICAL GROUP                       |              |          | 7        | 100%             | 7     |
| DIAGNOSTIC CLINIC                               |              | 6        | 1        | 14%              | 7     |
| MONTEFIORE NYACK HOSPITAL AFFILIATED LABORATORY |              | 7        |          |                  | 7     |
| ACCESS HOME HEALTH OF FLORIDA LLC               |              | 7        |          |                  | 7     |
| FHMG_FM AND IM AVALON PARK                      |              | 2        | 5        | 71%              | 7     |
| ORLANDO MEDICAL CENTER PL                       |              |          | 7        | 100%             | 7     |
| DEBARY HEALTH AND REHABILITATION CENTER         |              | 6        | 1        | 14%              | 7     |
| NEWPATH DIAGNOSTICS                             |              | 4        | 3        | 43%              | 7     |
| RIVER OAKS TREATMENT CENTER                     |              |          | 7        | 100%             | 7     |
| PEDIATRICS URGENT CARE, LLC                     |              |          | 7        | 100%             | 7     |
| QUE   |              | 4        | 3        | 43%              | 7     |
| KENDALL REGIONAL MEDICAL CNTR                   |              |          | 7        | 100%             | 7     |
| BOCA BIOLISTICS LLC                             |              |          | 7        | 100%             | 7     |
| COLLIER HMA PHYSICIAN MANAGEMENT, LLC           |              |          | 7        | 100%             | 7     |
| VERMONT DEPARTMENT OF HEALTH                    |              | 1        | 6        | 86%              | 7     |
| DALLAS COUNTY HEALTH AND HUMAN SERVICES         |              |          | 7        | 100%             | 7     |
| MINUTECLINIC, LLC, #4160                        |              | 4        | 3        | 43%              | 7     |
| OCEAN REEF MEDICAL CENTER, LLC                  |              |          | 7        | 100%             | 7     |
| FLORIDA DEPARTMENT OF HEALTH WASHINGTON COUNTY  |              | 3        | 4        | 57%              | 7     |
| CVS PHARMACY #8800                              |              | 5        | 2        | 29%              | 7     |
| ELLIS HOSPITAL LABORATORY                       |              | 6        | 1        | 14%              | 7     |
| ALLEGRO - TAMPA                                 | 1            | 4        | 2        | 29%              | 7     |
| HEARTLAND PEDIATRICS OF LAKE PLACID             |              |          | 7        | 100%             | 7     |
| DR PHILLIPS MEDICAL WELLNESS CENTER             |              | 7        |          |                  | 7     |
| MEDEXPRESS URGENT CARE - HOT SPRINGS            |              | 7        |          |                  | 7     |
| NEW YORK PRESBYTERIAN - LOWER MANHATTAN         |              | 7        |          |                  | 7     |
| NOVANT HEALTH INPATIENT CARE                    |              | 2        | 5        | 71%              | 7     |
| ENCOMPASS HOME HEALTH OF THE SOUTHEAST LLC□     |              | 7        |          |                  | 7     |
| SOUTH COM HEALTH CLINIC, DEPT. OF THE ARMY      |              | 7        |          |                  | 7     |
| BERRYHILL MANOR                                 |              | 7        |          |                  | 7     |
| HOLY GARDEN ALF, INC.                           |              | 7        |          |                  | 7     |
| TRUE HEALTH                                     |              | 5        | 2        | 29%              | 7     |
| SOUTHEASTERN PEDIATRIC ASSOCIATES               |              |          | 7        | 100%             | 7     |
| LEE COUNTY HEALTH DEPARTMENT                    |              | 4        | 3        | 43%              | 7     |
| Parkside Villa                                  |              | 7        |          |                  | 7     |
| EL PARAISO HOME INC                             |              | 7        |          |                  | 7     |

# COVID-19: testing by laboratory

Data through Feb 5, 2021 verified as of Feb 6, 2021 at 09:25 AM

Data in this report are provisional and subject to change.

The numbers in the table below represent the number of Florida and non-Florida residents for whom test results were received by the Department of Health. A person can be tested by more than one laboratory and can have both positive and negative results. **Therefore, the sum of the numbers in each column will be larger than the total number of people tested.**

| Reporting lab  | Inconclusive | Negative | Positive | Percent positive | Total |
|--|--------------|----------|----------|------------------|-------|
| BARTRAM CROSSING   |              | 7        |          |                  | 7     |
| LONG ISLAND UNIVERSITY - POST CAMPUS                                   |              | 7        |          |                  | 7     |
| Thermopolis Rehabilitation Wellness                                    |              | 7        |          |                  | 7     |
| HEALTH CARE LABORATORY SERVICES  |              | 1        | 6        | 86%              | 7     |
| GRACE WELLNESS CENTER LLC  |              | 6        | 1        | 14%              | 7     |
| MINUTECLINIC INCORPORATE, LLC  |              | 5        | 2        | 29%              | 7     |
| MEDEXPRESS URGENT CARE, JOHNSTOWN                                      |              | 6        | 1        | 14%              | 7     |
| A LILIKO'I PHARMACY LLC  |              | 7        |          |                  | 7     |
| DOTHAN PEDIATRIC CLINIC  |              |          | 7        | 100%             | 7     |
| UNIVERSITY OF WASHINGTON MEDICAL CENTER                                |              |          | 7        | 100%             | 7     |
| ATMORE NURSING CENTER  |              | 6        | 1        | 14%              | 7     |
| UHEALTH UNIVERSITY OF MIAMI  |              |          | 7        | 100%             | 7     |
| BRADENTON PHYSICIANS MEDICAL CENTER                                    |              |          | 7        | 100%             | 7     |
| CARENOW URGENT CARE-MADISON  |              | 7        |          |                  | 7     |
| LAB UNKNOWN  |              | 6        | 1        | 14%              | 7     |
| SCHOOL OF PHARMACY AND PHARMACEUTICAL                                  |              | 7        |          |                  | 7     |
| AVON PARK PEDIATRICS   |              |          | 7        | 100%             | 7     |
| MEDEXPRESS URGENT CARE-DUBOIS  |              | 7        |          |                  | 7     |
| MINUTECLINIC, LLC, DBA MINUTECLINIC #6106                              |              | 5        | 2        | 29%              | 7     |
| NORTHDAL REHABILITATION CENTER   |              |          | 7        | 100%             | 7     |
| CORAL LANDING ASSISTED LIVING  |              | 5        | 2        | 29%              | 7     |
| KEY TRAINING CENTER  |              |          | 7        | 100%             | 7     |
| OAKMONTE VILLAGE OF DAVIE  |              |          | 7        | 100%             | 7     |
| ECLRS  |              | 2        | 5        | 71%              | 7     |
| MORTON PLANT NORTH BAY HOSPITAL  |              |          | 7        | 100%             | 7     |
| CARE ATC - CITY OF BOYNTON BEACH                                       |              | 2        | 5        | 71%              | 7     |
| BLOOMINGDALE PEDIATRIC ASSOCIATES PA                                   |              |          | 7        | 100%             | 7     |
| LAWTON CHILES HEALTH CENTER  |              | 1        | 6        | 86%              | 7     |
| BELLE GLADES HEALTH CLINIC   |              |          | 7        | 100%             | 7     |
| BAYFRONT MEDICAL   |              |          | 7        | 100%             | 7     |
| PBC FOUND CARE INC   |              |          | 7        | 100%             | 7     |
| OKLAHOMA STATE DEPARTMENT OF HEALTH-PUBLIC HEALTH LABORATORY           |              |          | 7        | 100%             | 7     |
| ST VINCENT'S CHILTON   |              | 5        | 2        | 29%              | 7     |
| JUPITER ISLAND PUBLIC SAFETY   |              | 5        | 2        | 29%              | 7     |
| BAPTIST PEDIATRICS   |              | 6        | 1        | 14%              | 7     |
| ENCOMPASS HEALTH REHABILITATION OF SEA PINES                           |              | 7        |          |                  | 7     |
| CARENOW URGENT CARE-DONELSON   |              | 5        | 2        | 29%              | 7     |
| EMBRY-RIDDLE AERONAUTICAL UNIVERSITY HEALTH                            |              |          | 7        | 100%             | 7     |
| PEDIATRICS OF CENTRAL FLORIDA  |              | 5        | 2        | 29%              | 7     |
| DOCTOR'S IN-HOUSE LAB/COMMUNITY HEALTH CENTERS OF PINELLAS -PINELLAS P |              |          | 7        | 100%             | 7     |
| CITY OF CLEARWATER EMPLOYEE HEALTH CENTER                              |              | 1        | 6        | 86%              | 7     |
| MINUTECLINIC DIAGNOSTIC OF TN PC #386                                  |              | 7        |          |                  | 7     |
| PENINSULA CARE AND REHABILITATION CENTER                               |              |          | 7        | 100%             | 7     |
| CVS NC3516POCT WINSTON SALEM   |              | 6        | 1        | 14%              | 7     |
| FLORIDA CENTER FOR DERMATOLOGY LABORATORY                              |              |          | 7        | 100%             | 7     |
| PASSPORT HEALTH  |              |          | 7        | 100%             | 7     |
| KEYSTONE PLACE AT NAPLES PRESERVE                                      |              | 4        | 3        | 43%              | 7     |

# COVID-19: testing by laboratory

Data through Feb 5, 2021 verified as of Feb 6, 2021 at 09:25 AM

Data in this report are provisional and subject to change.

The numbers in the table below represent the number of Florida and non-Florida residents for whom test results were received by the Department of Health. A person can be tested by more than one laboratory and can have both positive and negative results. **Therefore, the sum of the numbers in each column will be larger than the total number of people tested.**

| Reporting lab                                   | Inconclusive | Negative | Positive | Percent positive | Total |
|---|--------------|----------|----------|------------------|-------|
| SENIOR LIVING IV SUN CITY LLC                   |              | 6        | 1        | 14%              | 7     |
| FLORIDA CANCER SPECIALISTS & RESEARCH INSTITUTE |              | 6        | 1        | 14%              | 7     |
| KANSAS DEPARTMENT OF HEALTH                     |              | 2        | 5        | 71%              | 7     |
| MANATEE PEDIATRICS                              |              |          | 7        | 100%             | 7     |
| MINUTE-CLINIC DIAGNOSTIC OF VIRGINIA            |              | 6        | 1        | 14%              | 7     |
| SOUTHERN LABORATORY SERVICES OF NWF             |              | 7        |          |                  | 7     |
| SONORA QUEST LABORATORIES                       |              |          | 7        | 100%             | 7     |
| VICTORIAN MANOR                                 |              | 2        | 5        | 71%              | 7     |
| MEDEXPRESS URGENT CARE - MAPLE DRIVE            |              | 7        |          |                  | 7     |
| ILLINOIS DEPARTMENT OF PUBLIC HEALTH            |              |          | 7        | 100%             | 7     |
| HNL LAB MEDICINE                                |              | 5        | 2        | 29%              | 7     |
| UF HEALTH                                       |              |          | 7        | 100%             | 7     |
| ST VINCENT'S ST CLAIR                           |              | 4        | 3        | 43%              | 7     |
| MINUTE CLINIC DIAGNOSTIC OF SOUTH CAROLINA      |              | 6        | 1        | 14%              | 7     |
| Ocoee Health Care Center                        |              | 7        |          |                  | 7     |
| CVS MINUTE CLINIC DIAGNOSTIC OF VIRGINIA        |              | 7        |          |                  | 7     |
| REMISE OCCUPATIONAL HEALTH SOLUTIONS INC        |              |          | 7        | 100%             | 7     |
| WILDLIGHT LAB                                   |              |          | 7        | 100%             | 7     |
| FLORIDA HOSPITAL KISSIMMEE                      |              | 4        | 3        | 43%              | 7     |
| BROOKDALE LAKE ORIENTA                          |              |          | 7        | 100%             | 7     |
| HEALTH NETWORK LABORATORIES                     |              | 6        | 1        | 14%              | 7     |
| PACIFICA SUNRISE☐                               |              |          | 6        | 100%             | 6     |
| PR HEALTH                                       |              | 1        | 5        | 83%              | 6     |
| MEDEXPRESS URGENT CARE - TARENTUM               |              | 5        | 1        | 17%              | 6     |
| MEDEXPRESS URGENT CARE - MT LEBANON             |              | 4        | 2        | 33%              | 6     |
| CAREWELL 301 - WARWICK                          |              |          | 6        | 100%             | 6     |
| FLORIDA MEDICAL SPECIALISTS                     |              | 2        | 4        | 67%              | 6     |
| MINUTECLINIC DIAGNOSTIC OF PA, LLC (1036)       |              | 5        | 1        | 17%              | 6     |
| MARSHALL MEDICAL CENTER SOUTH LAB               |              | 5        | 1        | 17%              | 6     |
| FRUITVILLE URGENT CARE                          |              |          | 6        | 100%             | 6     |
| FLORIDA SCHOOL FOR THE DEAF AND THE BLIND       |              |          | 6        | 100%             | 6     |
| MERCY COLLEGE HEALTH OFFICE                     |              | 6        |          |                  | 6     |
| PRESBYTERIAN HOME                               |              | 6        |          |                  | 6     |
| MEDEXPRESS URGENT CARE - MIDLOTHIAN             |              | 6        |          |                  | 6     |
| CHILDREN'S HOSPITAL OF PHILADELPHIA             |              | 5        | 1        | 17%              | 6     |
| CONCENTRA                                       |              |          | 6        | 100%             | 6     |
| SUFFRIDGE DRIVE GROUP HOME                      |              | 6        |          |                  | 6     |
| FHPG_EXP CARE W HILLSBOROUGH                    |              |          | 6        | 100%             | 6     |
| MINUTE-CLINIC DIAGNOSTIC OF VIRGINIA, LLC #2003 |              | 5        | 1        | 17%              | 6     |
| SOUTHEASTERN DERMATOLOGY GROUP PA               |              | 5        | 1        | 17%              | 6     |
| LONGWOOD PEDIATRICS LLC                         |              |          | 6        | 100%             | 6     |
| CVS MINUTE CLINIC DIAGNOSTIC OF NEW JERSEY      |              | 6        |          |                  | 6     |
| BROWARD TRANSITIONAL CENTER                     |              |          | 6        | 100%             | 6     |
| NEMOURS CHILDREN'S URGENT                       |              |          | 6        | 100%             | 6     |
| LOUISIANA DEPT OF HEALTH                        |              |          | 6        | 100%             | 6     |
| ST JOSEPH WOMENS HOSPITAL                       |              |          | 6        | 100%             | 6     |
| SOMA MEDICAL CENTER PA #4                       |              |          | 6        | 100%             | 6     |

# COVID-19: testing by laboratory

Data through Feb 5, 2021 verified as of Feb 6, 2021 at 09:25 AM

Data in this report are provisional and subject to change.

The numbers in the table below represent the number of Florida and non-Florida residents for whom test results were received by the Department of Health. A person can be tested by more than one laboratory and can have both positive and negative results. **Therefore, the sum of the numbers in each column will be larger than the total number of people tested.**

| Reporting lab                                     | Inconclusive | Negative | Positive | Percent positive | Total |
|---|--------------|----------|----------|------------------|-------|
| GRAND VILLA OF PINELLAS PARK                      |              | 5        | 1        | 17%              | 6     |
| PENN MEDICINE PRINCETON MEDICAL CENTER            |              | 6        |          |                  | 6     |
| PROHEALTH MED                                     |              | 1        | 5        | 83%              | 6     |
| ADULT MEDICINE OF LAKE COUNTY INC                 |              |          | 6        | 100%             | 6     |
| SAINT PETER'S UNIVERSITY HOSPITAL                 |              | 6        |          |                  | 6     |
| GLEN FALLS HOSPITAL DEPARTMENT OF PATHOLOGY       |              | 6        |          |                  | 6     |
| ARLINGTON OF NAPLES                               |              | 6        |          |                  | 6     |
| Northwell Lab                                     |              | 2        | 4        | 67%              | 6     |
| CVS MINUTE CLINIC DIAGNOSTIC MED GRP OF SAN       |              | 4        | 2        | 33%              | 6     |
| MEDICAL CENTER AT OCEAN REEF                      |              | 1        | 5        | 83%              | 6     |
| KIMBERLY J HENDERSON MD PC                        |              | 5        | 1        | 17%              | 6     |
| NORTHEAST ALABAMA REGIONAL MEDICAL CENTER         |              | 3        | 3        | 50%              | 6     |
| CURATIVE CARE CENTER INC                          |              | 1        | 5        | 83%              | 6     |
| MINUTECLINIC DIAGNOSTIC OF ILLINOIS LL            |              | 6        |          |                  | 6     |
| FLORIDA WOMAN CARE LABORATORY                     |              |          | 6        | 100%             | 6     |
| MEDEXPRESS URGENT CARE - RICHMOND, NINE MILE RD   |              | 5        | 1        | 17%              | 6     |
| HAWTHORNE INN OF LAKELAND                         |              | 6        |          |                  | 6     |
| BROWARD COUNTY HEALTH DEPT.                       |              |          | 6        | 100%             | 6     |
| Florida Clinical Laboratory                       |              | 1        | 5        | 83%              | 6     |
| AMERICAN HEALTH ASSOC. LABORATORY SOUTH           |              | 4        | 2        | 33%              | 6     |
| WATAUGA MEDICAL CENTER                            |              | 4        | 2        | 33%              | 6     |
| CORNERSTONE PEDIATRICS                            |              | 1        | 5        | 83%              | 6     |
| CVS TN5601POCT LENOIR CITY                        |              | 6        |          |                  | 6     |
| FIRST COAST CARDIOVASCULAR INSTITUTE PA           |              |          | 6        | 100%             | 6     |
| MEDEXPRESS URGENT CARE - SWANSEA, N ILLINOIS ST   |              | 5        | 1        | 17%              | 6     |
| MINUTECLINIC DIAGNOSTIC OF NEW JERSEY, LLC # 7069 |              | 6        |          |                  | 6     |
| QUICK CARE MED WALK IN AND URGENT CARE            |              |          | 6        | 100%             | 6     |
| MEDEXPRESS URGENT CARE - ELM GROVE                |              | 5        | 1        | 17%              | 6     |
| ENIGMA DIAGNOSTIC, INC.                           |              |          | 6        | 100%             | 6     |
| CVS NC5591POCT STATESVILLE                        |              | 5        | 1        | 17%              | 6     |
| MINUTECLINIC DIAGNOSTIC OF RHODE ISLAND           |              | 4        | 2        | 33%              | 6     |
| DELIVER MY MEDS CORP                              |              | 6        |          |                  | 6     |
| MEDEXPRESS URGENT CARE - BATTLE CREEK             |              | 4        | 2        | 33%              | 6     |
| ADVENTHEALTH MEDICAL GROUP MULTISPECIALTY         |              |          | 6        | 100%             | 6     |
| PALM HARBOR DERMATOLOGY                           |              | 4        | 2        | 33%              | 6     |
| ASCENSION ST VINCENT'S CLAY COUNTY                |              |          | 6        | 100%             | 6     |
| THE CLINIC PREMISE HEALTH                         |              |          | 6        | 100%             | 6     |
| INTERNAL MEDICINE LIPID AND WELNNESS PRACTICE     |              |          | 6        | 100%             | 6     |
| MEDEXPRESS URGENT CARE - HUNTINGTON WE            |              | 6        |          |                  | 6     |
| RICH STREET GROUP HOME                            |              |          | 6        | 100%             | 6     |
| Baptist Village Retirement Communities            |              | 6        |          |                  | 6     |
| UT MEMPHIS UNIVERSITY HEALTH SERVICES             |              |          | 6        | 100%             | 6     |
| NORTH FLORIDA PEDIATRICS JASPER                   |              |          | 6        | 100%             | 6     |
| ST. CLOUD PHARMACY AND WELLNESS CENTER            |              | 3        | 3        | 50%              | 6     |
| MC DIAGNOSTIC OF CONNECTICUT , PC # 3             |              | 4        | 2        | 33%              | 6     |
| URGENT TEAM - MUSCLE SHOALS                       |              | 6        |          |                  | 6     |
| BOCA VIPEDIATRICS                                 |              |          | 6        | 100%             | 6     |



# COVID-19: testing by laboratory

Data through Feb 5, 2021 verified as of Feb 6, 2021 at 09:25 AM

Data in this report are provisional and subject to change.

The numbers in the table below represent the number of Florida and non-Florida residents for whom test results were received by the Department of Health. A person can be tested by more than one laboratory and can have both positive and negative results. **Therefore, the sum of the numbers in each column will be larger than the total number of people tested.**

| Reporting lab                                  | Inconclusive | Negative | Positive | Percent positive | Total |
|--|--------------|----------|----------|------------------|-------|
| BETH ISRAEL DEACONESS MEDICAL CENTER           |              |          | 6        | 100%             | 6     |
| ST LUKES ROOSEVELT LABORATORY                  |              | 6        |          |                  | 6     |
| MINUTECLINIC DIAGNOSTIC OF TN PC #242          |              | 4        | 2        | 33%              | 6     |
| CLEARWATER PEDIATRIC CARE                      |              | 1        | 5        | 83%              | 6     |
| PENSACOLA PEDIATRICS MILTON                    |              |          | 6        | 100%             | 6     |
| COLUMBIA MEMORIAL HOSPITAL                     |              | 6        |          |                  | 6     |
| MINUTECLINIC MINUTECLINIC #8505                |              | 4        | 2        | 33%              | 6     |
| MEDEXPRESS URGENT CARE-PITTSFIELD              |              | 6        |          |                  | 6     |
| JERSEY SHORE MEDICAL CENTER                    |              | 6        |          |                  | 6     |
| ETHOS LABORATORIES                             |              | 6        |          |                  | 6     |
| LUMADOC HEALTH                                 |              | 4        | 2        | 33%              | 6     |
| MIAMI RESCUE MISSION CLINIC INC                |              |          | 6        | 100%             | 6     |
| THE PALMS REHABILITATION AND HEALTHCARE CENTER |              | 5        | 1        | 17%              | 6     |
| CAPE CORAL URGENT CARE                         |              | 3        | 3        | 50%              | 6     |
| DR. PHILLIPS MEDICAL WELLNESS CENTER           |              | 3        | 3        | 50%              | 6     |
| MC DIAGNOSTIC OF CONNECTICUT PC #459           |              | 6        |          |                  | 6     |
| ENTRUST IMMEDIATE CARE                         |              |          | 6        | 100%             | 6     |
| PUBLIC HEALTH LAB                              |              | 6        |          |                  | 6     |
| MINUTECLINIC, LLC #244                         |              | 5        | 1        | 17%              | 6     |
| ADVENT HEALTH APOPKA                           |              | 2        | 4        | 67%              | 6     |
| THE WINDSOR OF OCALA                           |              | 2        | 4        | 67%              | 6     |
| ORLANDO FAMILY MEDICAL INC                     |              | 6        |          |                  | 6     |
| TAMPA URGENT CARE                              |              |          | 6        | 100%             | 6     |
| FAMILY MEDICINE MEDICAL DRIVE                  |              | 6        |          |                  | 6     |
| HOLLY HILL HOME INFUSION SERVICE               |              | 5        | 1        | 17%              | 6     |
| MINUTECLINIC DIAGNOSTICS OF IND, LLC           |              | 6        |          |                  | 6     |
| ALL AMERICAN URGENT CARE                       |              |          | 6        | 100%             | 6     |
| VITAS HEALTH INC                               |              |          | 6        | 100%             | 6     |
| CVS MINUTE CLINIC DIAGNOSTIC OF TN #6044       |              | 6        |          |                  | 6     |
| VIBRANT AMERICA                                |              | 4        | 2        | 33%              | 6     |
| PALMETTO HEALTH ALLIANCE                       |              | 3        | 3        | 50%              | 6     |
| SIMEDHEALTH LLC                                |              | 2        | 4        | 67%              | 6     |
| URGENT CARE OF NEW YORK                        |              | 6        |          |                  | 6     |
| CDRX INFUSION                                  |              |          | 6        | 100%             | 6     |
| CAMELLIA AT DEERWOOD                           |              | 2        | 4        | 67%              | 6     |
| VENICE GREEN VILLAGE                           |              | 3        | 3        | 50%              | 6     |
| CAPITAL HEALTH PLAN LABORATORIES               |              |          | 6        | 100%             | 6     |
| GRACE REHABILITATION CENTER OF VERO BEACH      |              | 4        | 2        | 33%              | 6     |
| MEDEXPRESS URGENT CARE-PETERS TWP              |              | 5        | 1        | 17%              | 6     |
| BROOKDALE CLERMONT                             |              |          | 6        | 100%             | 6     |
| MINUTECLINIC DIAGNOSTIC OF GEORGIA, LL         |              | 5        | 1        | 17%              | 6     |
| BAYCARE ALLIANT HOSPITAL                       |              |          | 6        | 100%             | 6     |
| CITYMD   |              | 1        | 5        | 83%              | 6     |
| Conway Lakes Health and Rehabilitation Center  |              | 6        |          |                  | 6     |
| YAZJI PEDIATRIC CARE LLC DBA TUKA PEDIATRICS   |              |          | 6        | 100%             | 6     |
| MINUTECLINIC, LLC, MINUTECLINIC #7637          |              | 4        | 2        | 33%              | 6     |
| CRESTWOOD MEDICAL CENTER                       |              | 4        | 2        | 33%              | 6     |

# COVID-19: testing by laboratory

Data through Feb 5, 2021 verified as of Feb 6, 2021 at 09:25 AM

Data in this report are provisional and subject to change.

The numbers in the table below represent the number of Florida and non-Florida residents for whom test results were received by the Department of Health. A person can be tested by more than one laboratory and can have both positive and negative results. **Therefore, the sum of the numbers in each column will be larger than the total number of people tested.**

| Reporting lab                                 | Inconclusive | Negative | Positive | Percent positive | Total |
|---|--------------|----------|----------|------------------|-------|
| MIAMI BEACH COMMUNITY HEALTH CENTER INC       |              |          | 6        | 100%             | 6     |
| JOHNS HOPKINS ALL CHILDRENS                   |              |          | 6        | 100%             | 6     |
| CVS NY4098030POCT NEW YORK                    |              | 6        |          |                  | 6     |
| CITIZENS BAPTIST MEDICAL CENTERS LAB          |              | 5        | 1        | 17%              | 6     |
| AVANTE AT ORMOND BEACH INC                    |              |          | 6        | 100%             | 6     |
| EXPRESS CARE OF TAMPA BAY LLC                 |              | 2        | 4        | 67%              | 6     |
| CAPRONA GROUP HOME                            |              |          | 6        | 100%             | 6     |
| Solaris Healthcare Pensacola                  |              |          | 6        | 100%             | 6     |
| MINUTECLINIC DIAGNOSTIC OF TN PC #5671        |              | 3        | 3        | 50%              | 6     |
| THE VILLAGES REGIONAL HOSPITAL FREESTANDING   |              | 3        | 3        | 50%              | 6     |
| GENETIC TECHNOLOGICAL INNOVATIONS             |              |          | 6        | 100%             | 6     |
| UNILAB  |              | 2        | 4        | 67%              | 6     |
| FRESENIUS KIDNEY CARE DUNEDIN                 |              |          | 6        | 100%             | 6     |
| TEXAS MEDCLINIC                               |              |          | 6        | 100%             | 6     |
| HUNTERS CREEK PEDIATRICS                      |              | 6        |          |                  | 6     |
| Nashville Central Laboratory                  |              | 6        |          |                  | 6     |
| GRAND VILLA OF ORMOND BEACH                   |              | 4        | 2        | 33%              | 6     |
| Fouraker Hills Rehab and Nursing              |              |          | 6        | 100%             | 6     |
| NORTHERN DUTCHESS HOSPITAL LABORATORY         |              | 5        | 1        | 17%              | 6     |
| AMERICAN EAGLE LEESBURG AL LLC DBA VISTA LAKE |              |          | 6        | 100%             | 6     |
| STPET   |              | 4        | 2        | 33%              | 6     |
| MINUTECLINIC, LLC #05038                      |              | 6        |          |                  | 6     |
| MEDICAL PAVILION CLINIC                       |              |          | 6        | 100%             | 6     |
| UNILAB OF DADE INC                            |              |          | 6        | 100%             | 6     |
| OSWEGO HOSPITAL LABORATORY                    |              | 6        |          |                  | 6     |
| AARK LABORATORY                               |              | 6        |          |                  | 6     |
| WIREGRASS MEDICAL CENTER                      |              |          | 6        | 100%             | 6     |
| MEDEXPRESS URGENT CARE - STAUNTON             |              | 2        | 4        | 67%              | 6     |
| TERRACINA LLC                                 |              | 1        | 5        | 83%              | 6     |
| MINUTECLINIC DIAGNOSTIC OF SC, LLC #2         |              | 5        | 1        | 17%              | 6     |
| MINUTECLINIC DIAGNOSTIC OF NORTH CAROLINA, PC |              | 5        | 1        | 17%              | 6     |
| TIMBER CREEK PEDIATRICS                       |              | 6        |          |                  | 6     |
| PATHGROUP LABS, LLC                           |              | 4        | 2        | 33%              | 6     |
| BRIDGE DIAGNOSTICS                            |              |          | 6        | 100%             | 6     |
| PARTNERS PHARMACY OF FLORIDA LLC              |              | 6        |          |                  | 6     |
| MINUTE CLINIC LLC #2775                       |              | 6        |          |                  | 6     |
| MINUTECLINIC DIAGNOSTIC OF TEXAS              |              | 5        | 1        | 17%              | 6     |
| CARENOW URGENT CARE-SOUTHLAKE                 |              |          | 6        | 100%             | 6     |
| TAMIAMI LAB MILLENIUM                         |              |          | 6        | 100%             | 6     |
| XPRESS URGENT CARE LLC                        |              | 6        |          |                  | 6     |
| RIVER CITY PRIMARY AND URGENT CARE            |              |          | 6        | 100%             | 6     |
| LEE MEMORIAL HEALTH SYSTEM                    |              | 2        | 3        | 60%              | 5     |
| PRECISION DIAGNOSTICS INC - NJ                |              | 5        |          |                  | 5     |
| EASTCHESTER PEDIATRIC MEDICAL GROUP           |              | 5        |          |                  | 5     |
| GOOD SAMARITAN MEDICAL CENTER                 |              |          | 5        | 100%             | 5     |
| RAYMOND BASRI MD                              |              | 5        |          |                  | 5     |
| NORTHSIDE HOSPITAL ATLANTA                    |              | 3        | 2        | 40%              | 5     |

# COVID-19: testing by laboratory

Data through Feb 5, 2021 verified as of Feb 6, 2021 at 09:25 AM

Data in this report are provisional and subject to change.

The numbers in the table below represent the number of Florida and non-Florida residents for whom test results were received by the Department of Health. A person can be tested by more than one laboratory and can have both positive and negative results. **Therefore, the sum of the numbers in each column will be larger than the total number of people tested.**

| Reporting lab   | Inconclusive | Negative | Positive | Percent positive | Total |
|---|--------------|----------|----------|------------------|-------|
| DIAGNOSTECHS  |              | 4        | 1        | 20%              | 5     |
| INTERNAL MEDICINE & PRIMARY CARE ASSOCIATES, PLC            |              |          | 5        | 100%             | 5     |
| GULF COAST VETERANS HCS PANAMA CITY OPC                     |              | 5        |          |                  | 5     |
| MIAMI CANCER INSTITUTE                                      |              |          | 5        | 100%             | 5     |
| LAKEVIEW TERRACE HOME HEALTH SERVICES LLC                   |              |          | 5        | 100%             | 5     |
| MINUTECLINIC DIAG OF IND LLC #6998                          |              | 4        | 1        | 20%              | 5     |
| APOLLO GARDENS RETIREMENT RESIDENCE CARE                    |              | 5        |          |                  | 5     |
| ST. LUCIE COUNTY HEALTH DEPARTMENT                          |              | 4        | 1        | 20%              | 5     |
| MEDLAB ASSOCIATES LLC                                       |              | 5        |          |                  | 5     |
| XRL SXF REF LAB   |              | 5        |          |                  | 5     |
| MINUTECLINIC DIAGNOSTIC OF NEW JERSEY,                      |              | 5        |          |                  | 5     |
| Avalon Healthcare and Rehabilitation Center                 |              |          | 5        | 100%             | 5     |
| FRANCES WARDE MEDICAL LABORATORY                            |              | 2        | 3        | 60%              | 5     |
| CLAY PRIMARY & FAMILY CARE LLC                              |              |          | 5        | 100%             | 5     |
| INNOVATIVE COVID-DIVERSEY                                   |              |          | 5        | 100%             | 5     |
| PHYSICIANS REGIONAL MEDICAL CTR - COLLIER BLVD              |              |          | 5        | 100%             | 5     |
| BIG BEND HOSPICE INC  |              | 5        |          |                  | 5     |
| HILLSBOROUGH COUNTY HEALTH DEPARTMENT                       |              |          | 5        | 100%             | 5     |
| APEX HOME HEALTH CARE                                       |              | 4        | 1        | 20%              | 5     |
| HAVEN HOSPICE IN CHIEFLAND                                  |              |          | 5        | 100%             | 5     |
| Enterprise Health and Rehabilitation Center                 |              | 5        |          |                  | 5     |
| MANATEE COUNTY JAIL   |              | 4        | 1        | 20%              | 5     |
| WATERTOWN URGENT CARE PLLC                                  |              | 5        |          |                  | 5     |
| BROOKDALE NEW PORT RICHEY                                   |              |          | 5        | 100%             | 5     |
| JACKSON SOUTH COMMUNITY HOSPITAL LAB                        |              |          | 5        | 100%             | 5     |
| AMERICAN MEDICAL RESPONSE - DENVER                          |              | 2        | 3        | 60%              | 5     |
| NORTH FLORIDA MEDICAL CENTERS INC                           |              | 1        | 4        | 80%              | 5     |
| URGENT CARE COASTAL GA                                      |              |          | 5        | 100%             | 5     |
| NEW HAMPSHIRE DEPARTMENT OF HEALTH AND HUMAN SERVICES       |              | 3        | 2        | 40%              | 5     |
| CONCENTRA URGENT CARE                                       |              | 1        | 4        | 80%              | 5     |
| MINUTECLINIC LLC (1435)                                     |              | 5        |          |                  | 5     |
| ATLANTIC COMMUNITY HIGH SCHOOL                              |              | 4        | 1        | 20%              | 5     |
| COLUMBIA MEMORIAL HOSPITAL LABORATORY                       |              | 5        |          |                  | 5     |
| PENSACOLA PEDIATRICS PA - TIGER POINT                       |              |          | 5        | 100%             | 5     |
| JOHN T MATHER MEMORIAL HOSPITAL LABORATORY                  |              | 5        |          |                  | 5     |
| UW MEDICINE VIROLOGY LAB                                    |              |          | 5        | 100%             | 5     |
| EAST BANK HOSPITAL - UNIVERSITY OF MINNESOTA MEDICAL CENTER |              |          | 5        | 100%             | 5     |
| MINUTE CLINIC DIAGNOSTIC OF MICHIGAN PC                     |              | 5        |          |                  | 5     |
| HENDRY REGIONAL CONVENIENT CARE CENTER                      |              |          | 5        | 100%             | 5     |
| MEDEXPRESS URGENT CARE - CULPEPER                           |              | 5        |          |                  | 5     |
| LAKE COUNTY DETENTION CENTER                                |              | 3        | 2        | 40%              | 5     |
| CYPRESS CREEK MEDICAL CENTER                                |              |          | 5        | 100%             | 5     |
| ELITE MD GROUP INC  |              | 1        | 4        | 80%              | 5     |
| TULLAHOMA HMA, LLC  |              | 4        | 1        | 20%              | 5     |
| MINUTECLINIC DIAGNOSTIC OF NORTH CAROLINA PC #5341          |              | 4        | 1        | 20%              | 5     |
| ESCAMBIA COUNTY JAIL DETENTION DIVISION                     |              | 5        |          |                  | 5     |
| BAYSHORE LABORATORY   |              | 4        | 1        | 20%              | 5     |

# COVID-19: testing by laboratory

Data through Feb 5, 2021 verified as of Feb 6, 2021 at 09:25 AM

Data in this report are provisional and subject to change.

The numbers in the table below represent the number of Florida and non-Florida residents for whom test results were received by the Department of Health. A person can be tested by more than one laboratory and can have both positive and negative results. **Therefore, the sum of the numbers in each column will be larger than the total number of people tested.**

| Reporting lab                                      | Inconclusive | Negative | Positive | Percent positive | Total |
|--|--------------|----------|----------|------------------|-------|
| CVS MINUTE CLINIC DIAG OF IND LLC #5206            |              | 4        | 1        | 20%              | 5     |
| DIXIE COUNTY EMERGENCY SERVICES                    |              |          | 5        | 100%             | 5     |
| VIERA PEDIATRICS                                   |              | 1        | 4        | 80%              | 5     |
| MINUTECLINIC, LLC #1586                            |              | 3        | 2        | 40%              | 5     |
| WHITE WILSON MEDICAL CENTER - FWB                  |              | 1        | 4        | 80%              | 5     |
| MC DIAGNOSTIC OF CONNECTICUT, PC #1966             |              | 5        |          |                  | 5     |
| CARL R DARNALL ARMY MEDICAL CENTER                 |              |          | 5        | 100%             | 5     |
| PALM BEACH GARDENS MEDICAL CENTER                  |              |          | 5        | 100%             | 5     |
| WESTMINSTER SHORES                                 |              |          | 5        | 100%             | 5     |
| FLAGLER HEALTH SERVICES INC                        |              |          | 5        | 100%             | 5     |
| NELSON BIOLOGICAL                                  |              |          | 5        | 100%             | 5     |
| THE SPRINGS OF PARC HILL                           |              | 5        |          |                  | 5     |
| UPMC HEALTH SYSTEM                                 |              | 4        | 1        | 20%              | 5     |
| MINUTECLINIC DIAGNOSTIC OF TN PC #442              |              | 4        | 1        | 20%              | 5     |
| MEDEXPRESS URGENT CARE - GLENDALE                  |              | 5        |          |                  | 5     |
| VAIL VALLEY MEDICAL CENTER                         |              |          | 5        | 100%             | 5     |
| COPELAND MEDICAL CLINIC                            |              | 3        | 2        | 40%              | 5     |
| MINUTECLINIC DIAGNOSTIC OF NEVADA #87              |              | 3        | 2        | 40%              | 5     |
| GULF COAST PEDIATRICS OF SARASOTA PA               |              | 1        | 4        | 80%              | 5     |
| CARLOS F FUSTER MD PA                              |              | 5        |          |                  | 5     |
| ALPHADERA LABS, LLC                                |              |          | 5        | 100%             | 5     |
| INFECTION CONTROL/ EMPHEALTH                       |              | 3        | 2        | 40%              | 5     |
| MOUNT SINAI BROOKLYN LABORATORY                    |              | 4        | 1        | 20%              | 5     |
| UT SOUTHWESTERN MEDICAL CENTER                     |              |          | 5        | 100%             | 5     |
| NOVANT HEALTH UVA                                  |              | 2        | 3        | 60%              | 5     |
| MINUTE-CLINIC DIAGNOSTIC OF VIRGINIA, LLC #794     |              | 5        |          |                  | 5     |
| CVS SC7556POCT WEST COLUMBIA                       |              | 5        |          |                  | 5     |
| RIO PINAR HEALTH CARE                              |              |          | 5        | 100%             | 5     |
| ALL CHILDREN'S HOSPITAL DEPT OF GENERAL PEDIATRICS |              |          | 5        | 100%             | 5     |
| MEDEXPRESS URGENT CARE - CLARKSBURG                |              | 5        |          |                  | 5     |
| OHIO DEPARTMENT OF HEALTH                          |              |          | 5        | 100%             | 5     |
| MD NOW MEDICAL CENTER                              |              |          | 5        | 100%             | 5     |
| MEDEXPRESS URGENT CARE PORT HURON                  |              | 4        | 1        | 20%              | 5     |
| ORLANDO FAMILY PHYSICIANS                          |              |          | 5        | 100%             | 5     |
| Army Residence Community                           |              | 5        |          |                  | 5     |
| URGENT CARE OF ERWIN                               |              | 5        |          |                  | 5     |
| INDIAN RIVER PRIMARY CARE PA                       |              | 5        |          |                  | 5     |
| LABS PLUS LLC                                      |              | 5        |          |                  | 5     |
| UNIVERSITY OF MIAMI MILLER SCHOOL OF MEDICINE      |              |          | 5        | 100%             | 5     |
| OMNICARE PHARMACY OFTEXAS 1, LP DBA OMNICARE       |              | 5        |          |                  | 5     |
| BAYSHORE POINTE NURSING AND REHAB CENTER           |              |          | 5        | 100%             | 5     |
| MINUTECLINIC MINUTECLINIC #4977                    |              | 3        | 2        | 40%              | 5     |
| A & R RESEARCH GROUP                               |              |          | 5        | 100%             | 5     |
| WALK-IN MEDICAL CARE                               |              |          | 5        | 100%             | 5     |
| DEPARTMENT OF HEALTH AND HUMAN SERVICES LANSING    |              |          | 5        | 100%             | 5     |
| WAKEMED  |              | 1        | 4        | 80%              | 5     |
| Life Care Center of Orlando                        |              |          | 5        | 100%             | 5     |

# COVID-19: testing by laboratory

Data through Feb 5, 2021 verified as of Feb 6, 2021 at 09:25 AM

Data in this report are provisional and subject to change.

The numbers in the table below represent the number of Florida and non-Florida residents for whom test results were received by the Department of Health. A person can be tested by more than one laboratory and can have both positive and negative results. **Therefore, the sum of the numbers in each column will be larger than the total number of people tested.**

| Reporting lab  | Inconclusive | Negative | Positive | Percent positive | Total |
|--|--------------|----------|----------|------------------|-------|
| URGENT TEAM - HUNTSVILLE                             |              | 4        | 1        | 20%              | 5     |
| THE UNIVERSITY OF VERMONT MEDICAL CENTER             |              | 4        | 1        | 20%              | 5     |
| SOUTHERN OCEAN MEDICAL CENTER                        |              | 5        |          |                  | 5     |
| PALM GARDEN OF SUN CITY                              |              |          | 5        | 100%             | 5     |
| SHEEPSHEAD BAY URGENT CARE                           |              | 5        |          |                  | 5     |
| TANNER MEDICAL CENTER EAST AL                        |              | 5        |          |                  | 5     |
| MEDEXPRESS URGENT CARE-NESHANNOCK TWP                |              | 4        | 1        | 20%              | 5     |
| PM PEDIATRICS OF SELDEN                              |              | 3        | 2        | 40%              | 5     |
| MD NOW MEDICAL CENTER INC                            |              |          | 5        | 100%             | 5     |
| ST JOHNS BIOMEDICAL LAB                              |              | 5        |          |                  | 5     |
| Kennedy University Hospital                          |              | 5        |          |                  | 5     |
| CVA MINUTE CLINIC DIAGNOSTIC OF VIRGINIA, LLC        |              | 5        |          |                  | 5     |
| DOCS URGENT CARE                                     |              | 1        | 4        | 80%              | 5     |
| HEALTH AND WELLNESS CENTER                           |              |          | 5        | 100%             | 5     |
| ST. PETERSBURG PEDIATRICS                            |              |          | 5        | 100%             | 5     |
| MINUTECLINIC DIAGNOSTIC OF PENNSYLVANIA, LLD #1545   |              | 5        |          |                  | 5     |
| UNIVERSITY OF CHICAGO MEDICAL CENTER LAB             |              |          | 5        | 100%             | 5     |
| NORTH SHORE HEMATOLOGY-ONCOLOGY ASSOCIATES, PC       |              | 5        |          |                  | 5     |
| CLEVELAND CLINIC MARTIN HEALTH NURSING & RESTORATIVE |              | 5        |          |                  | 5     |
| URGENT CARE OF LONGWOOD                              |              |          | 5        | 100%             | 5     |
| FLORIDA DEPARTMENT OF HEALTH IN SARASOTA COUNTY      |              | 5        |          |                  | 5     |
| MCR HEALTH LAWTON CHILES ADMINISTRATION STE A        |              | 1        | 4        | 80%              | 5     |
| AEL KNOXVILLE  |              |          | 5        | 100%             | 5     |
| URGENT MED INC                                       |              | 3        | 2        | 40%              | 5     |
| AUGUSTA HEALTH                                       |              |          | 5        | 100%             | 5     |
| ADVANCED URGENT CARE OF MARATHON                     |              | 1        | 4        | 80%              | 5     |
| MEDEXPRESS URGENT CARE-MUNCIE                        |              | 5        |          |                  | 5     |
| PEDIATRICS OF ALTAMONTE                              |              | 5        |          |                  | 5     |
| OPTUMCARE FLORIDA, LLC                               |              | 3        | 2        | 40%              | 5     |
| BENTLEY CARE CENTER                                  |              | 5        |          |                  | 5     |
| GUTHRIE MEDICAL GROUP LABORATORIES                   |              | 5        |          |                  | 5     |
| BETHESDA COMMUNITY HEALTH CENTER                     |              |          | 5        | 100%             | 5     |
| GREENVILLE MEMORIAL HOSPITAL LAB                     |              |          | 5        | 100%             | 5     |
| SUTTER TRACY COMMUNITY HOSPITAL                      |              |          | 5        | 100%             | 5     |
| MINUTECLINIC, LLC #03965                             |              | 5        |          |                  | 5     |
| OCCUPATIONAL HEALTH CENTERS OF THE SOUTHWEST PA      |              | 4        | 1        | 20%              | 5     |
| PANCARE HEALTH - KATE SMITH ELEMENTARY               |              | 1        | 4        | 80%              | 5     |
| SANDALWOOD NURSING CENTER                            |              | 5        |          |                  | 5     |
| LIVING WATERS MEDICAL CENTER                         |              |          | 5        | 100%             | 5     |
| ANYLABTEST NOW                                       |              |          | 5        | 100%             | 5     |
| WILSON PEDIATRICS                                    |              |          | 5        | 100%             | 5     |
| MINUTE CLINIC DIAGNOSTIC OF NORTH CAROLINA           |              | 5        |          |                  | 5     |
| FINLAY   |              | 1        | 4        | 80%              | 5     |
| MINUTE CLINIC LLC #5706                              |              | 4        | 1        | 20%              | 5     |
| MINUTECLINIC #2860                                   |              | 3        | 2        | 40%              | 5     |
| MINUTE CLINIC, LLC #1434                             |              | 5        |          |                  | 5     |
| FLORIDA HOSPITAL LAKE MARY                           |              | 5        |          |                  | 5     |



# COVID-19: testing by laboratory

Data through Feb 5, 2021 verified as of Feb 6, 2021 at 09:25 AM

Data in this report are provisional and subject to change.

The numbers in the table below represent the number of Florida and non-Florida residents for whom test results were received by the Department of Health. A person can be tested by more than one laboratory and can have both positive and negative results. **Therefore, the sum of the numbers in each column will be larger than the total number of people tested.**

| Reporting lab   | Inconclusive | Negative | Positive | Percent positive | Total |
|---|--------------|----------|----------|------------------|-------|
| CARE RESOURCE COMMUNITY HEALTH CENTERS INC              |              | 3        | 2        | 40%              | 5     |
| ST CLOUD COMPOUNDING PHARMACY & WELLNESS CENTER         |              | 5        |          |                  | 5     |
| SOUTH FLORIDA FAMILY HEALTH & RESEARCH CTR              |              |          | 5        | 100%             | 5     |
| DANIEL M LIBBY MD PLLC                                  |              | 5        |          |                  | 5     |
| PEDIATRICS OF CENTRAL FLORIDA – POINCIANA               |              | 3        | 2        | 40%              | 5     |
| PREMIER FAMILY HEALTH PA                                |              |          | 5        | 100%             | 5     |
| NORTHPORT MEDICAL CENTER LAB                            |              | 5        |          |                  | 5     |
| MEDEXPRESS URGENT CARE - BECKLEY CROSS                  |              | 4        | 1        | 20%              | 5     |
| CVS MINUTE CLINIC DIAGNOSTIC PA #3060                   |              | 4        | 1        | 20%              | 5     |
| NIGHT LITE PEDIATRICS CENTER                            |              | 1        | 4        | 80%              | 5     |
| MEDEXPRESS URGENT CARE - WILLIAMSPORT                   |              | 4        | 1        | 20%              | 5     |
| UNIVERSITY OF MIAMI / SCCC RESEARCH LABORATORY          |              |          | 5        | 100%             | 5     |
| LAKE MARY HEALTH AND REHABILITATION CENTER              |              | 1        | 4        | 80%              | 5     |
| WHEELER LABORATORY                                      |              | 4        | 1        | 20%              | 5     |
| PUTNAM HOSPITAL CENTER LABORATORY                       |              | 5        |          |                  | 5     |
| SIGNATURE URGENT CARE                                   |              |          | 5        | 100%             | 5     |
| FLORIDA CLINICAL LABORATORY - BIOREFERENCE LABORATORIES |              | 2        | 3        | 60%              | 5     |
| SV DIAGNOSTIC LAB                                       |              |          | 5        | 100%             | 5     |
| REHABILITATION CENTER AT JUPITER GARDENS                |              | 5        |          |                  | 5     |
| FLORIDA PREMIER MEDICAL CARE PA                         |              |          | 5        | 100%             | 5     |
| WOODHULL MEDICAL AND MENTAL HEALTH CTR                  |              | 5        |          |                  | 5     |
| UCF STUDENT HEALTH SERVICES LABORATORY                  |              | 2        | 3        | 60%              | 5     |
| LEWIS COUNTY MANOR                                      |              | 5        |          |                  | 5     |
| LABCORP UNSPECIFIED                                     |              | 5        |          |                  | 5     |
| AHF PUBLIC HEALTH LABORATORY                            |              |          | 5        | 100%             | 5     |
| MEDEXPRESS URGENT CARE MORGANTOWN                       |              | 5        |          |                  | 5     |
| NORTH DADE NURSING AND REHABILITATION CENTER            |              |          | 5        | 100%             | 5     |
| PM PEDIATRICS OF BAYSIDE PLLC                           |              | 5        |          |                  | 5     |
| CHAMPLAIN VALLEY PHYSICIANS HOSPITAL                    |              | 3        | 2        | 40%              | 5     |
| MINUTECLINIC, LLC #03268                                |              | 4        | 1        | 20%              | 5     |
| COOPER HOSPITAL/UNIVERSITY MEDICAL                      |              | 5        |          |                  | 5     |
| CAREHERE LCS- EUSTIS                                    |              |          | 5        | 100%             | 5     |
| RUSH UNIVERSITY MEDICAL CENTER LABORATORY               |              |          | 5        | 100%             | 5     |
| BOROPARK URGENT CARE                                    |              | 4        | 1        | 20%              | 5     |
| MEDEXPRESS - COLLINSVILLE BELT LINE                     |              | 3        | 2        | 40%              | 5     |
| PEDIATRIC URGENT HEALTH CARE                            |              |          | 5        | 100%             | 5     |
| GRAND VILLA OF DEL RAY WEST                             |              | 4        | 1        | 20%              | 5     |
| KEYSTONE REHABILITATION AND HEALTH CENTER               |              | 1        | 4        | 80%              | 5     |
| EGL GENETICS DIAGNOSTICS                                |              |          | 5        | 100%             | 5     |
| ACCENTCARE  |              | 5        |          |                  | 5     |
| BAPTIST HEALTH - TOWN CENTER                            |              |          | 5        | 100%             | 5     |
| PATIENT FIRST - LEESBURG                                |              |          | 5        | 100%             | 5     |
| EP LTC PHARMACY   |              | 4        | 1        | 20%              | 5     |
| JUPITER ISLAND MEDICAL CLINIC INC                       |              | 5        |          |                  | 5     |
| MEDEXPRESS URGENT CARE - STATE COLLEGE                  |              | 4        | 1        | 20%              | 5     |
| LONG ISLAND JEWISH FOREST HILLS HOSPITAL                |              | 5        |          |                  | 5     |
| PRECISION LABS LLC                                      |              | 2        | 3        | 60%              | 5     |

# COVID-19: testing by laboratory

Data through Feb 5, 2021 verified as of Feb 6, 2021 at 09:25 AM

Data in this report are provisional and subject to change.

The numbers in the table below represent the number of Florida and non-Florida residents for whom test results were received by the Department of Health. A person can be tested by more than one laboratory and can have both positive and negative results. **Therefore, the sum of the numbers in each column will be larger than the total number of people tested.**

| Reporting lab  | Inconclusive | Negative | Positive | Percent positive | Total |
|--|--------------|----------|----------|------------------|-------|
| RELIANT IMMUNE DIAGNOSTICS                                     |              |          | 5        | 100%             | 5     |
| PINECREST PEDIATRICS GROUP LLC                                 |              |          | 5        | 100%             | 5     |
| Life Care Center of Estero                                     |              |          | 5        | 100%             | 5     |
| FLORIDA DEPARTMENT OF HEALTH - INVERNESS                       |              | 3        | 2        | 40%              | 5     |
| MEDEXPRESS URGENT CARE - IRVING                                |              | 5        |          |                  | 5     |
| WEST PACIFIC MEDICAL LABORATORY                                |              |          | 5        | 100%             | 5     |
| DOTHAN WEST FAMILY MEDICINE                                    |              | 3        | 2        | 40%              | 5     |
| MIAMI MEDICAL CONSULTANT PA                                    |              |          | 5        | 100%             | 5     |
| JOE DIMAGGIO CHILDREN'S HOSPITAL                               |              | 1        | 4        | 80%              | 5     |
| MAXHEALTH  |              | 4        | 1        | 20%              | 5     |
| RIVERVIEW ALF OPERATOR LLC                                     |              |          | 5        | 100%             | 5     |
| CENTREX CLINICAL LABS INC                                      |              | 5        |          |                  | 5     |
| DICKSON MEDICAL ASSOCIATES PC PATH LAB                         |              | 4        | 1        | 20%              | 5     |
| UCARE  |              |          | 5        | 100%             | 5     |
| COVID RAPID LABS   |              |          | 5        | 100%             | 5     |
| CVS CA9165POCT SAN DIEGO                                       |              | 5        |          |                  | 5     |
| PHYSICIANS FOR CHILDREN  |              |          | 5        | 100%             | 5     |
| OMEGA LABORATORIES   |              | 5        |          |                  | 5     |
| ADVENTHEALTH CAR CENTER APOPKA                                 |              |          | 5        | 100%             | 5     |
| FORSYTH HOUSE  |              |          | 5        | 100%             | 5     |
| MEDICAL CENTER OF BLOUNTSTOWN                                  |              |          | 5        | 100%             | 5     |
| BROWNE MEDICAL LLC   |              | 3        | 2        | 40%              | 5     |
| SANDGATE GARDENS REHAB & NURSING CENTER                        |              | 3        | 2        | 40%              | 5     |
| BROWNE MEDICAL   |              | 5        |          |                  | 5     |
| HELIX KH UC  |              |          | 5        | 100%             | 5     |
| ORLANDO ORTHOPAEDIC CENTER                                     |              | 4        | 1        | 20%              | 5     |
| MEDEXPRESS URGENT CARE MURRYSVILLE                             |              | 3        | 2        | 40%              | 5     |
| QUINTON MEMORIAL HEALTH CARE CENTER                            |              | 5        |          |                  | 5     |
| KETTERING HEALTH   |              |          | 5        | 100%             | 5     |
| NORTH PINELLAS CHILDRENS MEDICAL CENTER INC                    |              |          | 5        | 100%             | 5     |
| OCCMED SOLUTIONS   |              | 2        | 3        | 60%              | 5     |
| Walker BaptistMedCtr   |              | 4        | 1        | 20%              | 5     |
| DOCTORS EXPRESS OF ST PETERSBURG                               |              |          | 5        | 100%             | 5     |
| FAMILY CARE MEDICAL CENTER                                     |              |          | 5        | 100%             | 5     |
| COMMONS AT ORLANDO LUTHERAN TOWERS SNF                         |              |          | 5        | 100%             | 5     |
| CVS NATIONAL HARBOR MD2297714CV                                |              | 5        |          |                  | 5     |
| LAKE NONA PEDIATRICS IN ASSOCIATION WITH NEMOURS               |              | 5        |          |                  | 5     |
| GRAND VILLA OF NEW PORT RICHEY                                 |              | 2        | 3        | 60%              | 5     |
| MINUTECLINIC DIAGNOSTIC OF ILLINOIS                            |              | 4        | 1        | 20%              | 5     |
| MINUTECLINIC, LLC, DBA MINUTECLINIC #2                         |              | 5        |          |                  | 5     |
| PHYSICIANS URGENT CARE BERRY FARMS                             |              | 4        | 1        | 20%              | 5     |
| BEACH HOUSE  |              | 5        |          |                  | 5     |
| UNIVERSITY OF WASHINGTON MEDICAL CENTER (UWMC) EMERGENCY DEPT. |              |          | 4        | 100%             | 4     |
| MINUTE CLINIC DIAGNOSTIC OF TEXAS, LLC                         |              | 4        |          |                  | 4     |
| JS HEALTHCARE INC  |              | 4        |          |                  | 4     |
| IMMUNOGENOMICS LLC   |              | 1        | 3        | 75%              | 4     |
| MERCY URGENT CARE  |              |          | 4        | 100%             | 4     |

# COVID-19: testing by laboratory

Data through Feb 5, 2021 verified as of Feb 6, 2021 at 09:25 AM

Data in this report are provisional and subject to change.

The numbers in the table below represent the number of Florida and non-Florida residents for whom test results were received by the Department of Health. A person can be tested by more than one laboratory and can have both positive and negative results. **Therefore, the sum of the numbers in each column will be larger than the total number of people tested.**

| Reporting lab                                   | Inconclusive | Negative | Positive | Percent positive | Total |
|---|--------------|----------|----------|------------------|-------|
| SEBRING PEDIATRICS LLC                          |              |          | 4        | 100%             | 4     |
| KENTUCKY CABINET FOR HEALTH AND FAMILY SERVICES |              |          | 4        | 100%             | 4     |
| PEACEHEALTH LABORATORIES                        |              | 3        | 1        | 25%              | 4     |
| MINUTE CLINIC DIAGNOSTIC OF PENNSYLVANIA        |              | 4        |          |                  | 4     |
| MEDEXPRESS URGENT CARE - FREDERICK              |              | 4        |          |                  | 4     |
| MINUTECLINIC DIAGNOSTIC OF VIRGINIA, LLC #255   |              | 4        |          |                  | 4     |
| CELEBRATION PEDIATRICS                          |              |          | 4        | 100%             | 4     |
| MEDEXPRESS URGENT CARE LAVALE                   |              | 4        |          |                  | 4     |
| PRINCETON BMC LABORATORY                        |              | 4        |          |                  | 4     |
| DEPARTMENT OF PATHOLOGY ROME MEMORIAL           |              | 3        | 1        | 25%              | 4     |
| THE LITTLE CLINIC                               |              |          | 4        | 100%             | 4     |
| THE RETREAT AT PORT ORANGE                      |              |          | 4        | 100%             | 4     |
| BOND & STEELE CLINIC PA D/B/A BOND CLINIC PA    |              | 4        |          |                  | 4     |
| AHC of Mckenzie                                 |              | 4        |          |                  | 4     |
| AFFINITY URGENT CARE                            |              |          | 4        | 100%             | 4     |
| ACCESS RECOVERY SOLUTIONS LLC                   |              |          | 4        | 100%             | 4     |
| POWERS PEDIATRICS                               |              |          | 4        | 100%             | 4     |
| BIOTEST PLASMA CENTER                           |              | 4        |          |                  | 4     |
| INTERMARKET FACILITY                            |              |          | 4        | 100%             | 4     |
| AMERICAN SCIENTIFIC LABORATORIES LLC            |              |          | 4        | 100%             | 4     |
| INTEGRATED FAMILY MEDICAL CENTER                |              |          | 4        | 100%             | 4     |
| CAREWELL 202                                    |              |          | 4        | 100%             | 4     |
| MEMORIAL HEALTH CARE SYSTEMS                    |              |          | 4        | 100%             | 4     |
| NYU WINTHROP HOSPITAL PATHOLOGY                 |              | 4        |          |                  | 4     |
| GENTLE HANDS MOBILE PHLEBOTOMY                  |              |          | 4        | 100%             | 4     |
| GENUS DIAGNOSTICS                               |              |          | 4        | 100%             | 4     |
| DISCOVERY VILLAGE AT DEERWOOD                   |              |          | 4        | 100%             | 4     |
| Park Ridge Nursing Center                       |              | 3        | 1        | 25%              | 4     |
| MEDEXPRESS URGENT CARE - YORK                   |              | 1        | 3        | 75%              | 4     |
| MINUTECLINIC DIANOSTIC OF VIRGINA, LL           |              | 3        | 1        | 25%              | 4     |
| CVS MA2172POCT NORTH GRAFTON                    |              | 4        |          |                  | 4     |
| ST PETE DIRECT PRIMARY CARE                     |              | 2        | 2        | 50%              | 4     |
| TRIDENT BIOMETRICS                              |              | 3        | 1        | 25%              | 4     |
| DEPARTMENT OF HEALTH/ NEW YORK                  |              |          | 4        | 100%             | 4     |
| Westminster Manor                               |              | 3        | 1        | 25%              | 4     |
| LATCHER LABORATORY OF A O FOX MEMORIAL          |              | 2        | 2        | 50%              | 4     |
| NU WAVE MEDICAL CENTER                          |              |          | 4        | 100%             | 4     |
| CAPITAL HEALTH LABORATORY INC                   |              |          | 4        | 100%             | 4     |
| SONIC REFERENCE LABORATORY                      |              |          | 4        | 100%             | 4     |
| ARCPPOINT LABS OF FORT LAUDERDALE, FL CENTRAL   |              | 1        | 3        | 75%              | 4     |
| MINUTECLINIC, LLC #1796                         |              | 3        | 1        | 25%              | 4     |
| PM PEDIATRICS OF SELDEN PLLC                    |              | 4        |          |                  | 4     |
| MCKENZIE-WILLAMETTE MEDICAL CENTER LAB          |              | 4        |          |                  | 4     |
| MD NOW URGENT CARE - DELRAY WEST                |              |          | 4        | 100%             | 4     |
| FCHC (OB)-DARWIN SQUARE CTR.                    |              |          | 4        | 100%             | 4     |
| COVENIENT CARE MEDICAL CLINIC                   |              |          | 4        | 100%             | 4     |
| GENEVA GENERAL HOSPITAL LABORATORY              |              | 3        | 1        | 25%              | 4     |

# COVID-19: testing by laboratory

Data through Feb 5, 2021 verified as of Feb 6, 2021 at 09:25 AM

Data in this report are provisional and subject to change.

The numbers in the table below represent the number of Florida and non-Florida residents for whom test results were received by the Department of Health. A person can be tested by more than one laboratory and can have both positive and negative results. **Therefore, the sum of the numbers in each column will be larger than the total number of people tested.**

| Reporting lab                                     | Inconclusive | Negative | Positive | Percent positive | Total |
|---|--------------|----------|----------|------------------|-------|
| SOMA MEDICAL CENTER PA                            |              |          | 4        | 100%             | 4     |
| ST BARNABAS HOSPITAL                              |              | 4        |          |                  | 4     |
| MINUTECLINIC DIAGNOSTIC OF KENTUCKY               |              | 4        |          |                  | 4     |
| MEDICINE SHOPPE #1306 THE                         |              | 3        | 1        | 25%              | 4     |
| CELAL GUROL ERBAY, MD                             |              |          | 4        | 100%             | 4     |
| Advanced Care Center                              |              |          | 4        | 100%             | 4     |
| PHYSICIANS IMMEDIATE CARE AURORA                  |              |          | 4        | 100%             | 4     |
| ST ANTHONYS PRIMARY CARE LLC/JACKSON STREET       |              |          | 4        | 100%             | 4     |
| BENEVA LAKES HEALTHCARE & REHAB CENTER            |              |          | 4        | 100%             | 4     |
| PHYSICIANS IMMEDIATE CARE ELGIN                   |              |          | 4        | 100%             | 4     |
| CVS MINUTE CLINIC, LLC #22                        |              | 3        | 1        | 25%              | 4     |
| MEDEXPRESS URGENT CARE - SUMMERSVILLE, WEBSTER RD |              | 4        |          |                  | 4     |
| Metro West Nursing and Rehab                      |              |          | 4        | 100%             | 4     |
| THE PALMS PHARMACY, INC                           |              | 4        |          |                  | 4     |
| MINUTE CLINIC INCORPORTE                          |              | 4        |          |                  | 4     |
| PELICAN LANDING                                   |              | 1        | 3        | 75%              | 4     |
| IMIC INC RESEARCH                                 |              |          | 4        | 100%             | 4     |
| MINUTECLINIC DIAGNOSTIC MED GRP OF CA             |              | 3        | 1        | 25%              | 4     |
| QUALITY MEDICAL CARE                              |              |          | 4        | 100%             | 4     |
| CVS TX7821POCT LEAGUE CITY                        |              | 4        |          |                  | 4     |
| MEDEXPRESS URGENT CARE - LOGAN                    |              | 4        |          |                  | 4     |
| DEPARTMENT OF HEALTH AND HUMAN SERVICES           |              | 2        | 2        | 50%              | 4     |
| GEORGE E WEEEMS MEMORIAL HOSPITAL LAB             |              | 3        | 1        | 25%              | 4     |
| CENTERPLACE HEALTH, INC                           |              |          | 4        | 100%             | 4     |
| MEDEXPRESS URGENT CARE - FORT WORTH S             |              | 3        | 1        | 25%              | 4     |
| ABSOLUTE HEALTH                                   |              | 4        |          |                  | 4     |
| MINUTE CLINIC #8979                               |              | 4        |          |                  | 4     |
| SunTerrace Health Care Center                     |              | 3        | 1        | 25%              | 4     |
| CVS NC4165POCT BREVARD                            |              | 2        | 2        | 50%              | 4     |
| ALVARO J DANGOND MD PA                            |              | 4        |          |                  | 4     |
| MEDICAL CENTER ENTERPRISE                         |              |          | 4        | 100%             | 4     |
| THE DOCTORS CENTER HEALTHCARE-SOUTHSIDE           |              | 1        | 3        | 75%              | 4     |
| MEDEXPRESS URGENT CARE HUNTINGTON                 |              | 4        |          |                  | 4     |
| FAMILY MEDICINE AT WATERMAN                       |              | 4        |          |                  | 4     |
| SANFORD SOUTH UNIVERSITY                          |              | 4        |          |                  | 4     |
| URGENT CARE - OCONEE                              |              | 2        | 2        | 50%              | 4     |
| MINUTECLINIC DIAG OF IND, LLC #10190              |              | 4        |          |                  | 4     |
| LEON MEDICAL CENTERS, LLC                         |              |          | 4        | 100%             | 4     |
| ELITE CARE  |              |          | 4        | 100%             | 4     |
| PARADIGM LABORATORIES                             |              |          | 4        | 100%             | 4     |
| FLORIDA PRIMARY & SPECIALTY CARE                  |              | 4        |          |                  | 4     |
| PEDIATRICS IN BREVARD-COCOA BEACH                 |              | 2        | 2        | 50%              | 4     |
| CAREATC, INC.                                     |              |          | 4        | 100%             | 4     |
| PPD - IXLAYER                                     |              | 3        | 1        | 25%              | 4     |
| ASCENDI HOME HEALTH AGENCY INC                    |              |          | 4        | 100%             | 4     |
| OVIEDO CHILDRENS HEALTH CENTER LLC                |              | 1        | 3        | 75%              | 4     |
| MONROE COUNTY DEPT OF PUBLIC HEALTH ST            |              | 4        |          |                  | 4     |

# COVID-19: testing by laboratory

Data through Feb 5, 2021 verified as of Feb 6, 2021 at 09:25 AM

Data in this report are provisional and subject to change.

The numbers in the table below represent the number of Florida and non-Florida residents for whom test results were received by the Department of Health. A person can be tested by more than one laboratory and can have both positive and negative results. **Therefore, the sum of the numbers in each column will be larger than the total number of people tested.**

| Reporting lab  | Inconclusive | Negative | Positive | Percent positive | Total |
|--|--------------|----------|----------|------------------|-------|
| CHILDREN'S MEDICAL GROUP                             |              | 4        |          |                  | 4     |
| MONTANA DEPARTMENT OF PUBLIC HEALTH & HUMAN SERVICES |              |          | 4        | 100%             | 4     |
| SUNRISE SENIOR LIVING OF JACKSONVILLE                |              |          | 4        | 100%             | 4     |
| MEDEXPRESS URGENT CARE - MARKHAM STREE               |              | 3        | 1        | 25%              | 4     |
| ADVENTHEALTH NEW SMYRNA BEACH COMMUNITY HEALTH       |              |          | 4        | 100%             | 4     |
| DES PLAINES CLINICAL LAB                             |              | 2        | 2        | 50%              | 4     |
| FLORIDA HEALTH CARE PLANS STIRLING CENTER            |              |          | 4        | 100%             | 4     |
| HARBOUR ISLAND PEDIATRICS LLC                        |              |          | 4        | 100%             | 4     |
| GRAND VILLA OF LARGO                                 |              | 2        | 2        | 50%              | 4     |
| CORIZON HEALTH INC                                   |              |          | 4        | 100%             | 4     |
| BOONE DRUG & HEALTHCARE AT DEERFIELD                 |              |          | 4        | 100%             | 4     |
| CARENOW URGENT CARE - WINTER SPRINGS                 |              | 3        | 1        | 25%              | 4     |
| KEY WEST URGENT CARE, INC                            |              | 3        | 1        | 25%              | 4     |
| CELERION   |              |          | 4        | 100%             | 4     |
| MD ANDERSON  |              |          | 4        | 100%             | 4     |
| MINUTECLINIC, DIAGNOSTIC OF TEXAS, LL                |              | 4        |          |                  | 4     |
| COMMUNITY HEALTH CENTER OF WEST PALM BEACH           |              |          | 4        | 100%             | 4     |
| BELLIN HEALTH LAB                                    |              | 1        | 3        | 75%              | 4     |
| PANCARE HEALTH - ALTHA PUBLIC                        |              |          | 4        | 100%             | 4     |
| MINUTECLINIC DIAGNOSTIC OF VIRGINIA, LLC #1656       |              | 4        |          |                  | 4     |
| WYOMING PUBLIC HEALTH LAB                            |              |          | 4        | 100%             | 4     |
| FLORIDA HOSPITAL ALTAMONTE                           |              | 2        | 2        | 50%              | 4     |
| COMPASSION PEDIATRICS                                |              |          | 4        | 100%             | 4     |
| ARKANSAS DEPARTMENT OF HEALTH                        |              |          | 4        | 100%             | 4     |
| MIAMI COMMUNITY HEALTH CENTER INC                    |              | 1        | 3        | 75%              | 4     |
| MASSASHUSETTS STATE LAB INSTITUTE                    |              | 1        | 3        | 75%              | 4     |
| REDMED OF CROSSTOWN                                  |              | 1        | 3        | 75%              | 4     |
| MEDEXPRESS URGENT CARE - PRINCETON                   |              | 4        |          |                  | 4     |
| BIRMINGHAM VAMC                                      |              | 1        | 3        | 75%              | 4     |
| Grace Rehabilitation of Vero Beach                   |              | 4        |          |                  | 4     |
| FLORIDA CANCER SPECIALISTS AND RESEARCH              |              | 2        | 2        | 50%              | 4     |
| MINUTECLINIC DIAGNOSTIC OF VIRGINIA                  |              | 4        |          |                  | 4     |
| CONSULATE HEATH CARE AT WEST ALTAMONTE               |              |          | 4        | 100%             | 4     |
| EXPRESS TEST   |              |          | 4        | 100%             | 4     |
| MEDEXPRESS URGENT CARE - WEIRTON                     |              | 4        |          |                  | 4     |
| BETHPAGE EXTENDED HOURS CENTER                       |              | 4        |          |                  | 4     |
| MINUTECLINIC DIAGNOSTIC OF WISCONSIN, LLC            |              | 4        |          |                  | 4     |
| DYNACARE LABORATORIES                                |              |          | 4        | 100%             | 4     |
| BAPTIST HEALTH MEDICAL CENTER                        |              |          | 4        | 100%             | 4     |
| COURTYARD GARDENS OF BOYNTON BEACH, LLC              |              | 1        | 3        | 75%              | 4     |
| MEDEXPRESS URGENT CARE - BLUEFIELD                   |              | 3        | 1        | 25%              | 4     |
| CARE ONE PRIMARY CARE                                |              |          | 4        | 100%             | 4     |
| MARSHFIELD LABORATORIES                              |              |          | 4        | 100%             | 4     |
| EASTERN FLORIDA STATE COLLEGE - PALM BAY CAMPUS□     |              |          | 4        | 100%             | 4     |
| MEDEXPRESS URGENT CARE - MBURG COMMONS               |              | 4        |          |                  | 4     |
| DIAGNOSTIC & MEDICAL SPECIALISTS OF GREENWICH        |              | 2        | 2        | 50%              | 4     |
| MAILBOX DIAGNOSTICS                                  |              | 2        | 2        | 50%              | 4     |



# COVID-19: testing by laboratory

Data through Feb 5, 2021 verified as of Feb 6, 2021 at 09:25 AM

Data in this report are provisional and subject to change.

The numbers in the table below represent the number of Florida and non-Florida residents for whom test results were received by the Department of Health. A person can be tested by more than one laboratory and can have both positive and negative results. **Therefore, the sum of the numbers in each column will be larger than the total number of people tested.**

| Reporting lab                                     | Inconclusive | Negative | Positive | Percent positive | Total |
|---|--------------|----------|----------|------------------|-------|
| Casa Mora Rehabilitation & Extended Care          |              | 4        |          |                  | 4     |
| GASTROENTEROLOGY ASSOC OF PENSACOLA, PA           |              | 2        | 2        | 50%              | 4     |
| ST VINCENTS AMBULATORY CARE INC DBA               |              | 2        | 2        | 50%              | 4     |
| PANCARE HEALTH YOUNGSTOWN                         |              |          | 4        | 100%             | 4     |
| NEULIFE NEUROLOGICAL SERVICES LLC                 |              |          | 4        | 100%             | 4     |
| TERENCE B MITCHELL MD, INC                        |              |          | 4        | 100%             | 4     |
| Heartland of Boynton Beach                        |              |          | 4        | 100%             | 4     |
| DTR LABS  |              | 3        | 1        | 25%              | 4     |
| PDL PHARMACY CORP                                 |              |          | 4        | 100%             | 4     |
| FLORIDA MEDICAL ASSOCIATES LLC                    |              |          | 4        | 100%             | 4     |
| UNION CITY MANOR NURSING CENTER                   |              | 4        |          |                  | 4     |
| ST CHARLES BEND LABORATORY                        |              | 3        | 1        | 25%              | 4     |
| USCG SECTOR ST PETE                               |              | 1        | 3        | 75%              | 4     |
| MEDEXPRESS URGENT CARE - TEAYS VALLEY             |              | 3        | 1        | 25%              | 4     |
| L3HARRIS FAMILY MEDICAL CENTER                    |              |          | 4        | 100%             | 4     |
| AHC Decatur County                                |              | 4        |          |                  | 4     |
| CVS OH2543POCT CANFIELD                           |              | 4        |          |                  | 4     |
| FLORENCE - HUNTSVILLE HOSPITAL URGENT CARE        |              | 3        | 1        | 25%              | 4     |
| CAPTAIN JAMES A. LOVELL FEDERAL HEALTHCARE CENTER |              |          | 4        | 100%             | 4     |
| Signature Healthcare of Savannah                  |              | 4        |          |                  | 4     |
| MEDEXPRESS URGENT CARE - MOUNTAIN HOME            |              | 3        | 1        | 25%              | 4     |
| VIDANT MEDICAL CENTER                             |              |          | 4        | 100%             | 4     |
| WESLEY CHAPEL INTERNAL MEDICINE AND PEDIATRICS    |              |          | 4        | 100%             | 4     |
| CARENOW URGENT CARE - CENTRAL AUSTIN              |              | 1        | 3        | 75%              | 4     |
| State Lab Unspecifd                               |              |          | 4        | 100%             | 4     |
| HARLEM HOSPITAL CENTER                            |              | 3        | 1        | 25%              | 4     |
| MEDEXPRESS URGENT CARE - KOKOMO                   |              | 4        |          |                  | 4     |
| KINDRED HOSPITAL SOUTH FLORIDA                    |              | 3        | 1        | 25%              | 4     |
| TRUE HEALTH- HOFFNER                              |              | 3        | 1        | 25%              | 4     |
| HAMPTON ALF AT 24TH ROAD LLC                      |              |          | 4        | 100%             | 4     |
| ADVENT HEALTH - TUSKAWILLA                        |              | 4        |          |                  | 4     |
| DEVEREUX FLORIDA CHILDRENS CENTER                 |              |          | 4        | 100%             | 4     |
| THONOTOSASSA COMMUNITY HEALTH CENTER              |              | 1        | 3        | 75%              | 4     |
| CRESTAR LABS                                      |              | 2        | 2        | 50%              | 4     |
| MINUTECLINIC DIAGNOSTIC OF SC, LLC #7             |              | 2        | 2        | 50%              | 4     |
| FHCP - ORMOND BEACH                               |              |          | 4        | 100%             | 4     |
| MEDEXPRESS - NEW CASTLE, DUPONT HWY               |              | 4        |          |                  | 4     |
| NOVADX  |              | 2        | 2        | 50%              | 4     |
| GRAND AVE PHARMACY                                |              |          | 4        | 100%             | 4     |
| CVS NJ836POCT RUNNEMEDE                           |              | 4        |          |                  | 4     |
| BARTON MEMORIAL HOSPITAL                          |              | 3        | 1        | 25%              | 4     |
| MINUTECLINIC DIAGNOSTIC OF TN PC #643             |              | 2        | 2        | 50%              | 4     |
| FISHERMEN'S HOSPITAL                              |              |          | 4        | 100%             | 4     |
| MEDEXPRESS URGENT CARE - SOUTH PARKERSBURG        |              | 4        |          |                  | 4     |
| MINUTECLINIC, LLC, DBA MINUTECLINIC #6            |              | 4        |          |                  | 4     |
| NEMOURS CHILDREN'S CLINIC                         |              |          | 4        | 100%             | 4     |
| Health Care Center of Jacksonville                |              |          | 4        | 100%             | 4     |

# COVID-19: testing by laboratory

Data through Feb 5, 2021 verified as of Feb 6, 2021 at 09:25 AM

Data in this report are provisional and subject to change.

The numbers in the table below represent the number of Florida and non-Florida residents for whom test results were received by the Department of Health. A person can be tested by more than one laboratory and can have both positive and negative results. **Therefore, the sum of the numbers in each column will be larger than the total number of people tested.**

| Reporting lab                                     | Inconclusive | Negative | Positive | Percent positive | Total |
|---|--------------|----------|----------|------------------|-------|
| OMNICARE PHARMACY OF TEXAS 1                      |              | 4        |          |                  | 4     |
| CAPE COD HOSPITAL                                 |              |          | 4        | 100%             | 4     |
| MEASE CONTINUING CARE                             |              | 2        | 2        | 50%              | 4     |
| SCIENCE CARE                                      |              |          | 4        | 100%             | 4     |
| OKLAHOMA STATE UNIVERSITY DIAGNOSTIC LAB          |              |          | 4        | 100%             | 4     |
| BAYLOR ESOTERIC AND MOLECULAR LAB                 |              |          | 4        | 100%             | 4     |
| MEDEXPRESS URGENT CARE PLEASANT HILLS             |              | 3        | 1        | 25%              | 4     |
| Crowne Health Care of Montgomery                  |              | 4        |          |                  | 4     |
| FLORIDA HEART AND VASCULAR                        |              |          | 4        | 100%             | 4     |
| REHABILITATION CENTER OF WINTER PARK,THE          |              |          | 4        | 100%             | 4     |
| MINUTE CLINIC LLC #4017                           |              | 4        |          |                  | 4     |
| LAKE FOREST PARK OP CO LLC                        |              | 4        |          |                  | 4     |
| EPI   |              |          | 4        | 100%             | 4     |
| CLINICAL LABORATORIES OF THE BUFFALO              |              | 3        | 1        | 25%              | 4     |
| COMPUNET CLINICAL LAB                             |              |          | 4        | 100%             | 4     |
| MEMORIAL HEALTHCARE SYSTEM                        |              | 1        | 3        | 75%              | 4     |
| PERSONAL PHYSICIAN CARE PA                        |              |          | 4        | 100%             | 4     |
| HEALTHY MINORS PEDIATRIC URGENT CARE              |              | 4        |          |                  | 4     |
| MINUTECLINIC DIAGNOSTIC OF MAINE, LLC             |              | 2        | 2        | 50%              | 4     |
| NOT GIVEN   |              | 1        | 3        | 75%              | 4     |
| AIREVAC INTERNATIONAL                             |              | 4        |          |                  | 4     |
| ADVENTHEALTH MEDICAL GROUP PEDIATRIC & ADOLESCENT |              | 3        | 1        | 25%              | 4     |
| DERMATOLOGY SPECIALISTS OF FL - DR. JON WARD      |              |          | 4        | 100%             | 4     |
| MC DIAGNOSTIC OF CONNECTICUT, PC # 257            |              | 3        | 1        | 25%              | 4     |
| SUMTER COUNTY HEALTH DEPARTMENT                   |              |          | 4        | 100%             | 4     |
| SJH   |              |          | 4        | 100%             | 4     |
| UNIVERSITY OF MIAMI MILLER SCHOOL                 |              |          | 4        | 100%             | 4     |
| WALGREENS #07034                                  |              | 4        |          |                  | 4     |
| West Gate Village, LLC                            |              | 4        |          |                  | 4     |
| THE OASIS ALF                                     |              | 4        |          |                  | 4     |
| CVS HEALTH MINUTE CLINIC                          |              | 1        | 3        | 75%              | 4     |
| SIGNATURE CARE EMERGENCY CENTER                   |              | 2        | 2        | 50%              | 4     |
| GUTHRIE MEDICAL GROUP - CORNING                   |              | 3        | 1        | 25%              | 4     |
| SHARP MEMORIAL HOSPITAL MICROBIOLOGY DEPT         |              |          | 4        | 100%             | 4     |
| LIFE CARE HOME HEALTH SERVICES LLC                |              | 1        | 3        | 75%              | 4     |
| CALIFORNIA DEPARTMENT OF PUBLIC HEALTH            |              |          | 4        | 100%             | 4     |
| MINUTECLINIC DIAG OF IND LLC #8651                |              | 3        | 1        | 25%              | 4     |
| MINUTECLINIC DIAGNOSTIC OF OHIO #7790             |              | 2        | 2        | 50%              | 4     |
| CARENOW URGENT CARE-HERMITAGE                     |              |          | 4        | 100%             | 4     |
| ADVANCED PEDIATRICS OF BOCA LLC                   |              |          | 4        | 100%             | 4     |
| MINUTECLINIC, LLC #1492                           |              | 4        |          |                  | 4     |
| SIGNATURE CARE MONTROSE                           |              | 2        | 2        | 50%              | 4     |
| PALM BEACH CANCER INSTITUTE                       |              |          | 4        | 100%             | 4     |
| COMMUNITY PHYSICIANS OF NORTH PORT PA             |              |          | 4        | 100%             | 4     |
| CAYUGA COUNTY HEALTH DEPARTMENT                   |              | 3        | 1        | 25%              | 4     |
| VITAL CARE URGENT CARE                            |              |          | 4        | 100%             | 4     |
| INTRACOASTAL LABS INC                             |              | 4        |          |                  | 4     |

# COVID-19: testing by laboratory

Data through Feb 5, 2021 verified as of Feb 6, 2021 at 09:25 AM

Data in this report are provisional and subject to change.

The numbers in the table below represent the number of Florida and non-Florida residents for whom test results were received by the Department of Health. A person can be tested by more than one laboratory and can have both positive and negative results. **Therefore, the sum of the numbers in each column will be larger than the total number of people tested.**

| Reporting lab                                | Inconclusive | Negative | Positive | Percent positive | Total |
|--|--------------|----------|----------|------------------|-------|
| SOUTHEASTERN REGIONAL MEDICAL CENTER         |              |          | 4        | 100%             | 4     |
| LAFAYETTE NURSING AND REHAB                  |              |          | 4        | 100%             | 4     |
| ST. MARY'S HOSPITAL                          |              |          | 4        | 100%             | 4     |
| PILGRIM PHARMACY INC                         |              | 4        |          |                  | 4     |
| EXPRESS TESTING-ONE                          |              |          | 4        | 100%             | 4     |
| OCHSNER MEDICAL CENTER                       |              |          | 4        | 100%             | 4     |
| DIAMOND SPEEDWAY DIALYSIS                    |              | 1        | 3        | 75%              | 4     |
| WILLIAM A HINTON STATE LABORATORY INSTITUTE  |              | 1        | 3        | 75%              | 4     |
| PLEASANTVILLE OF SEBASTIAN LLC               |              |          | 4        | 100%             | 4     |
| PANCARE HEALTH - PONCE DE LEON               |              |          | 4        | 100%             | 4     |
| MINUTECLINIC, LLC #4682                      |              | 2        | 2        | 50%              | 4     |
| VITRO MOLECULAR LABORATORIES                 |              |          | 4        | 100%             | 4     |
| REFUGE A HEALING PLACE, THE                  |              |          | 4        | 100%             | 4     |
| SYNEXUS CLINICAL RESEARCH US INC             |              | 2        | 2        | 50%              | 4     |
| NAVAL MEDICAL CENTER SAN DIEGO               |              |          | 4        | 100%             | 4     |
| FRESENIUS KIDNEY CARE SOUTH ORLANDO          |              |          | 4        | 100%             | 4     |
| CVS OH2342POCT WEST CHESTER                  |              | 3        | 1        | 25%              | 4     |
| COMPREHENSIVE CLINICAL RESEARCH, LLC         |              |          | 4        | 100%             | 4     |
| MINUTECLINIC DIAGNOSTIC OF TN PC #6363       |              | 4        |          |                  | 4     |
| Oakwood - North Baldwins Center for Living   |              | 4        |          |                  | 4     |
| RELIANT ACUTE CARE                           |              |          | 4        | 100%             | 4     |
| SOUTHWESTERN REGIONAL MEDICAL CENTER - TULSA |              | 4        |          |                  | 4     |
| Calusa Harbour                               |              |          | 4        | 100%             | 4     |
| MINUTECLINIC DIAG OF IND, LLC #2387          |              | 4        |          |                  | 4     |
| Sunrise Health and Rehabilitation Center     |              |          | 4        | 100%             | 4     |
| MEDEXPRESS URGENT CARE - TULSA, S YALE AVE   |              | 4        |          |                  | 4     |
| MINUTECLINIC, LLC #1470                      |              | 4        |          |                  | 4     |
| JOHN T MACKAY MD                             |              |          | 4        | 100%             | 4     |
| FLORIDA HEALTHCARE OF ORLANDO                |              |          | 4        | 100%             | 4     |
| PHYSICIANS QUALITY CARE                      |              |          | 4        | 100%             | 4     |
| MINUTECLINIC DIAGNOSTIC OF RHODE ISLAN       |              | 4        |          |                  | 4     |
| MAXCARE CLINIC                               |              |          | 4        | 100%             | 4     |
| ACCENT PHYSICIAN SPECIALISTS PA              |              | 4        |          |                  | 4     |
| HEALTHCARE NETWORK OF SOUTHWEST FLORIDA      |              |          | 4        | 100%             | 4     |
| Millennium Nursing & Rehab Center            |              | 4        |          |                  | 4     |
| JUPITER CLINIC                               |              |          | 4        | 100%             | 4     |
| SUMMERGATE PHARMACY                          |              | 3        | 1        | 25%              | 4     |
| DISCOVERY VILLAGE AT STUART                  |              | 1        | 3        | 75%              | 4     |
| MIZELL MEMORIAL HOSPITAL                     |              |          | 4        | 100%             | 4     |
| STEUBEN COUNTY PUBLIC HEALTH                 |              | 4        |          |                  | 4     |
| MINUTECLINIC DIAG OF IND, LLC #6697          |              | 4        |          |                  | 4     |
| FAMILY TREE DNA                              |              |          | 4        | 100%             | 4     |
| COMPASSION PEDIATRIC URGENT CARE LLC         |              |          | 4        | 100%             | 4     |
| LEMOYNE COLLEGE WELLNESS CENTER FOR          |              | 4        |          |                  | 4     |
| HARBORCHASE OF VILLAGES CROSSING             |              |          | 4        | 100%             | 4     |
| HOME DOCS                                    |              | 2        | 2        | 50%              | 4     |
| UNC HOSPITAL/MCLENDON CLINICAL LABORATORIES  |              |          | 4        | 100%             | 4     |

# COVID-19: testing by laboratory

Data through Feb 5, 2021 verified as of Feb 6, 2021 at 09:25 AM

Data in this report are provisional and subject to change.

The numbers in the table below represent the number of Florida and non-Florida residents for whom test results were received by the Department of Health. A person can be tested by more than one laboratory and can have both positive and negative results. **Therefore, the sum of the numbers in each column will be larger than the total number of people tested.**

| Reporting lab   | Inconclusive | Negative | Positive | Percent positive | Total |
|---|--------------|----------|----------|------------------|-------|
| LIFELINK TISSUE BANK D/B/A LIFELINK TISSUE BANK                   |              | 4        |          |                  | 4     |
| ELITE MEDICAL CENTER  |              |          | 4        | 100%             | 4     |
| SARASOTA MEDICAL CENTER   |              |          | 4        | 100%             | 4     |
| TARPON SPRINGS PEDIATRICS, LLC                                    |              |          | 4        | 100%             | 4     |
| MINUTE CLINIC DIAGNOSTIC MED GRP                                  |              | 3        | 1        | 25%              | 4     |
| MC DIAGNOSTIC OF CONNECTICUT, PC #1043                            |              | 4        |          |                  | 4     |
| FIFTH AVENUE PEDIATRICS   |              | 3        | 1        | 25%              | 4     |
| ENCOMPASS HOME HEALTH   |              | 4        |          |                  | 4     |
| INDUSTRY LAB DIAGNOSTIC PARTNERS                                  |              |          | 4        | 100%             | 4     |
| MINUTE CLINIC OF KANSAS PA  |              | 1        | 3        | 75%              | 4     |
| MEDEXPRESS - NEWARK   |              | 4        |          |                  | 4     |
| CVS IN6654POCT INDIANAPOLIS                                       |              | 3        | 1        | 25%              | 4     |
| PRIMECARE   |              | 2        | 2        | 50%              | 4     |
| MARION AND BERNARD L SAMSON NURSING CENTER                        |              |          | 4        | 100%             | 4     |
| MEDEXPRESS URGENT CARE, FAIRMONT                                  |              | 4        |          |                  | 4     |
| PRL NYC PANDEMIC RESPONSE LAB                                     |              |          | 4        | 100%             | 4     |
| DEPARTMENT OF HEALTH AND HUMAN SERVICES STATE OF NEW HAMPSHIRE    |              |          | 4        | 100%             | 4     |
| AURORA BAYCARE UROLOGY  |              |          | 4        | 100%             | 4     |
| ORLANDO ORTHOPAEDIC OUTPATIENT SURGERY CENTER LLC                 |              | 1        | 3        | 75%              | 4     |
| CVS OH3080POCT HUBER HEIGHTS                                      |              | 3        |          |                  | 3     |
| MEDEXPRESS URGENT CARE - WAXAHACHIE, N HIGHWAY 77                 |              | 1        | 2        | 67%              | 3     |
| TREASURE COAST PEDIATRICS PA                                      |              |          | 3        | 100%             | 3     |
| CELEBRATION PEDIATRICS PA   |              |          | 3        | 100%             | 3     |
| COMMUNICABLE DISEASE CONTROL/PUBLIC HEALTH EMERGENCY PREPAREDNESS |              |          | 3        | 100%             | 3     |
| BROOKDALE SENIOR LIVING   |              |          | 3        | 100%             | 3     |
| SHANDS AT LAKE SHORE LAB  |              | 1        | 2        | 67%              | 3     |
| Life Care Center of Citrus County                                 |              | 2        | 1        | 33%              | 3     |
| MINUTECLINIC DIAGNOSTIC MED GRP OF SAN                            |              | 3        |          |                  | 3     |
| NEMOURS CHILDRENS PRIMARY CARE HORIZON WEST                       |              |          | 3        | 100%             | 3     |
| MONROE COUNTY FIRE RESCUE   |              | 3        |          |                  | 3     |
| MEDICAL CENTER OF THE ROCKIES                                     |              |          | 3        | 100%             | 3     |
| BOLING, STEPHANIE   |              | 3        |          |                  | 3     |
| CVS OH3476POCT TIPP CITY  |              | 3        |          |                  | 3     |
| ALLIANCE LABS @LRMC   |              |          | 3        | 100%             | 3     |
| STATCARE URGENT & WALK IN MEDICAL CARE                            |              | 2        | 1        | 33%              | 3     |
| NEMOURS CHILDRENS PRIMARY CARE MAITLAND                           |              |          | 3        | 100%             | 3     |
| ERIE COUNTY PUBLIC HEALTH CLINICAL                                |              | 3        |          |                  | 3     |
| CARENOW-LEBANON   |              | 1        | 2        | 67%              | 3     |
| FIRST CARE - MIDDLESBORO  |              |          | 3        | 100%             | 3     |
| FAMILY MEDICINE AT WINTER PARK                                    |              |          | 3        | 100%             | 3     |
| LIFE CARE CENTER OF SKAGIT VALLEY                                 |              | 3        |          |                  | 3     |
| ALLIANCE PEDIATRICS PA  |              |          | 3        | 100%             | 3     |
| MEDICAL UNIVERSITY SC HOSPITAL                                    |              |          | 3        | 100%             | 3     |
| ADRIANA M CASTRO MD PA  |              | 3        |          |                  | 3     |
| PORT ORANGE NURSING & REHAB                                       |              |          | 3        | 100%             | 3     |
| FELICIDAD MEDICAL CENTER INC                                      |              |          | 3        | 100%             | 3     |
| MEDEXPRESS URGENT CARE - WALDORF, CRAIN HWY                       |              | 3        |          |                  | 3     |

# COVID-19: testing by laboratory

Data through Feb 5, 2021 verified as of Feb 6, 2021 at 09:25 AM

Data in this report are provisional and subject to change.

The numbers in the table below represent the number of Florida and non-Florida residents for whom test results were received by the Department of Health. A person can be tested by more than one laboratory and can have both positive and negative results. **Therefore, the sum of the numbers in each column will be larger than the total number of people tested.**

| Reporting lab                                      | Inconclusive | Negative | Positive | Percent positive | Total |
|--|--------------|----------|----------|------------------|-------|
| HELIX LW UC  |              | 1        | 2        | 67%              | 3     |
| COVANCE CLS  |              |          | 3        | 100%             | 3     |
| PUBLIC HEALTH TRUST OF MIAMI DADE COUNTY           |              |          | 3        | 100%             | 3     |
| MINUTE CLINIC DIAGNOSTIC OF TN PC #64              |              | 3        |          |                  | 3     |
| WEST TN HEALTH MED NORTH                           |              | 3        |          |                  | 3     |
| CONSOLIDATED LABORATORY SERVICES                   |              |          | 3        | 100%             | 3     |
| URGENT DOC - URGENT CARE CLINIC                    |              |          | 3        | 100%             | 3     |
| ADVANCED PEDIATRICS                                |              |          | 3        | 100%             | 3     |
| DOC PAM PA   |              | 2        | 1        | 33%              | 3     |
| CVS CA9113POCT CHULA VISTA                         |              | 3        |          |                  | 3     |
| MEDEXPRESS URGENT CARE-CHIPPEWA                    |              | 2        | 1        | 33%              | 3     |
| CTRS   |              |          | 3        | 100%             | 3     |
| SUMNER REGIONAL MEDICAL CENTER                     |              | 2        | 1        | 33%              | 3     |
| MEDEXPRESS - WILMINGTON CONCORD PIKE               |              | 2        | 1        | 33%              | 3     |
| FAMILY MEDICAL CLINIC HOMESTEAD, LLC               |              |          | 3        | 100%             | 3     |
| ADVANCED MEDICAL RESEARCH CENTER LLC               |              |          | 3        | 100%             | 3     |
| Westside Terrace                                   |              | 3        |          |                  | 3     |
| STRINGFELLOW MEMORIAL HOSPITAL                     |              | 3        |          |                  | 3     |
| MANORCARE NURSING & REHABILITATION CENTER-NAPLES   |              | 3        |          |                  | 3     |
| VICAR'S LANDING NURSING HOME                       |              | 2        | 1        | 33%              | 3     |
| NORTH DAKOTA DEPT OF HEALTH MICROBIOLOGY           |              | 1        | 2        | 67%              | 3     |
| MINUTECLINIC DIAGNOSTIC OF NORTH CAROLINA PC #7054 |              | 3        |          |                  | 3     |
| ADVENTHEALTH SEBRING- INFECTION CONTROL DEPARTMENT |              |          | 3        | 100%             | 3     |
| PREMIER FAMILY AND SPORTS MEDICINE                 |              | 2        | 1        | 33%              | 3     |
| MINUTECLINIC DIAG OF IND LLC #1367                 |              | 3        |          |                  | 3     |
| BERGEN NEW BRIDGE M                                |              | 3        |          |                  | 3     |
| APEX CLINICAL LABORATORIES INC                     |              | 3        |          |                  | 3     |
| REELFOOT FAMILY WALK IN CLINIC                     |              | 2        | 1        | 33%              | 3     |
| ASSOCIATES IN MEDICINE                             |              | 1        | 2        | 67%              | 3     |
| BNR PHARMACY INC                                   |              | 3        |          |                  | 3     |
| ADVANCED HEART CARE OF SOUTH FLORIDA               |              | 3        |          |                  | 3     |
| TAYLOR MANOR                                       |              | 1        | 2        | 67%              | 3     |
| MOULTRIE CREEK NURSING AND REHAB                   |              |          | 3        | 100%             | 3     |
| PATHOLOGY REFERENCE LAB LLC                        |              |          | 3        | 100%             | 3     |
| SIGNATURE CARE PFLUGERVILLE                        |              |          | 3        | 100%             | 3     |
| MEDFIRST URGENT CARE                               |              |          | 3        | 100%             | 3     |
| DELAWARE PUBLIC HEALTH LABORATORY                  |              | 1        | 2        | 67%              | 3     |
| NORTHERN LIGHT LABORATORY                          |              | 1        | 2        | 67%              | 3     |
| HELIX MEDICAL CENTERS                              |              | 1        | 2        | 67%              | 3     |
| ORLANDO REGIONAL HEALTH SERVICES                   |              | 1        | 2        | 67%              | 3     |
| MEDEXPRESS URGENT CARE - RICHMOND, W BROAD ST      |              | 3        |          |                  | 3     |
| MONTEFIORE MEDICAL CENTER LABS MONTEFIORE          |              | 2        | 1        | 33%              | 3     |
| RIVER CITY MEDICAL ASSOCIATES INC                  |              |          | 3        | 100%             | 3     |
| VA OUTPATIENT CLINIC-NEW PORT RICHEY               |              |          | 3        | 100%             | 3     |
| SUN TERRACE HEALTH CARE CENTER                     |              |          | 3        | 100%             | 3     |
| LEESBURG COMMUNITY HEALTH CENTERS                  |              |          | 3        | 100%             | 3     |
| PEPIN ACADEMIES-PASCO                              |              | 3        |          |                  | 3     |



# COVID-19: testing by laboratory

Data through Feb 5, 2021 verified as of Feb 6, 2021 at 09:25 AM

Data in this report are provisional and subject to change.

The numbers in the table below represent the number of Florida and non-Florida residents for whom test results were received by the Department of Health. A person can be tested by more than one laboratory and can have both positive and negative results. **Therefore, the sum of the numbers in each column will be larger than the total number of people tested.**

| Reporting lab  | Inconclusive | Negative | Positive | Percent positive | Total |
|--|--------------|----------|----------|------------------|-------|
| MED EXPRESS URGENT CARE PC - MARYLAND                |              | 2        | 1        | 33%              | 3     |
| CELEBRATION PRIMARY CARE ASSOCIATES LLC              |              | 3        |          |                  | 3     |
| PROHEALTH PRIMARY CARE - GLEN OAKS                   |              | 3        |          |                  | 3     |
| LEXINGTON MEDICAL CENTER                             |              | 1        | 2        | 67%              | 3     |
| LIVINGSTON COUNTY DEPT OF HEALTH REPRO               |              |          | 3        | 100%             | 3     |
| NORTH SHORE HOSP. INFECTION CONTROL                  |              |          | 3        | 100%             | 3     |
| UNITY HEALTH AND REHABILITATION CENTER               |              |          | 3        | 100%             | 3     |
| ADVENT HEALTH - CENTRAL PASCO ER                     |              |          | 3        | 100%             | 3     |
| TERRACE OF ST CLOUD, THE                             |              | 2        | 1        | 33%              | 3     |
| GROVES CENTER  |              |          | 3        | 100%             | 3     |
| GAINESVILLE PEDIATRIC ASSOCIATES                     |              |          | 3        | 100%             | 3     |
| NEWSTAR MEDICAL LABORATORIES                         |              | 3        |          |                  | 3     |
| Fort Gaines Health and Rehab                         |              | 3        |          |                  | 3     |
| MICHIGAN HEALTH CLINIC LABORATORIES                  |              | 2        | 1        | 33%              | 3     |
| WELLMED AT APOLLO BEACH BLVD                         |              | 1        | 2        | 67%              | 3     |
| CVS TN2179POCT MURFREESBORO                          |              | 3        |          |                  | 3     |
| Mill Valley Care Center                              |              | 3        |          |                  | 3     |
| EDWARD S BENNETT MD PLLC                             |              | 3        |          |                  | 3     |
| CVS GA2236POCT WOODSTOCK                             |              | 3        |          |                  | 3     |
| TIEHH BIOTERRORISM RESPONSE LAB                      |              |          | 3        | 100%             | 3     |
| SEMINOLE FAMILY HEALTH CENTER                        |              | 3        |          |                  | 3     |
| CLINICAL CARE ASSOCIATES, INC                        |              |          | 3        | 100%             | 3     |
| DEACONESS HOSPITAL                                   |              |          | 3        | 100%             | 3     |
| SOUTH COUNTY MENTAL HEALTH CENTER INC                |              |          | 3        | 100%             | 3     |
| BETH ISRAEL MEDICAL CENTER LABS                      |              | 3        |          |                  | 3     |
| Hunterdon Medical Center Laboratory                  |              | 3        |          |                  | 3     |
| COVID PROCESSING SITE                                |              |          | 3        | 100%             | 3     |
| ADVANCED URGENT CARE CENTER OF THE UPPER KEYS        |              | 1        | 2        | 67%              | 3     |
| CVS RI1717POCT 1 CVS DR                              |              |          | 3        | 100%             | 3     |
| 24TH WEAPONS OF MASS DESTRUCTION - CIVIL SUPPORT     |              | 3        |          |                  | 3     |
| BETTERMED URGENT CARE                                |              |          | 3        | 100%             | 3     |
| CVS IN6605POCT INDIANAPOLIS                          |              | 2        | 1        | 33%              | 3     |
| WYOMING DEPT OF HEALTH                               |              |          | 3        | 100%             | 3     |
| MPG JACKSONVILLE ATLANTIC BLVD                       |              | 1        | 2        | 67%              | 3     |
| DASCENA, INC   |              |          | 3        | 100%             | 3     |
| VIRGINIA DIVISION OF CONSOLIDATED LABORATORIES       |              |          | 3        | 100%             | 3     |
| FLAGLER FAMILY MEDICINE PA                           |              |          | 3        | 100%             | 3     |
| MEDEXPRESS URGENT CARE - WHEELING                    |              | 2        | 1        | 33%              | 3     |
| Kroger 124 - The Little Clinic University            |              | 3        |          |                  | 3     |
| TIFTON CARECONNECT URGENT CARE                       |              |          | 3        | 100%             | 3     |
| CVS MN6811POCT PLYMOUTH                              |              | 3        |          |                  | 3     |
| ASPEN VALLEY HOSPITAL                                |              |          | 3        | 100%             | 3     |
| DACH MAIN LAB  |              |          | 3        | 100%             | 3     |
| PROGRESS PHARMACY INC                                |              |          | 3        | 100%             | 3     |
| NORTH NAPLES HOSPITAL RESPIRATORY THERAPY DEPARTMENT |              |          | 3        | 100%             | 3     |
| RHEA MEDICAL CENTER                                  |              | 3        |          |                  | 3     |
| LITTLE SPURS PEDIATRIC URGENT CARE                   |              | 1        | 2        | 67%              | 3     |

# COVID-19: testing by laboratory

Data through Feb 5, 2021 verified as of Feb 6, 2021 at 09:25 AM

Data in this report are provisional and subject to change.

The numbers in the table below represent the number of Florida and non-Florida residents for whom test results were received by the Department of Health. A person can be tested by more than one laboratory and can have both positive and negative results. **Therefore, the sum of the numbers in each column will be larger than the total number of people tested.**

| Reporting lab  | Inconclusive | Negative | Positive | Percent positive | Total |
|--|--------------|----------|----------|------------------|-------|
| MUNSON MEDICAL CENTER  |              |          | 3        | 100%             | 3     |
| CVS TN7289POCT SIGNAL MOUNTAIN   |              | 3        |          |                  | 3     |
| VELOCITY CARE  |              |          | 3        | 100%             | 3     |
| ManorCare Rehabilitation Center- Decatur                               |              | 3        |          |                  | 3     |
| STUYVESANT URGENT CARE   |              | 3        |          |                  | 3     |
| PALMS WEST HOSPITAL  |              |          | 3        | 100%             | 3     |
| MINUTE CLINIC LLC # 2033   |              | 2        | 1        | 33%              | 3     |
| HEALTHQUEST, INC   |              | 2        | 1        | 33%              | 3     |
| CUMBERLAND MEDICAL CENTER INC  |              | 3        |          |                  | 3     |
| NEOGENOMICS LABORATORIES, INC  |              | 3        |          |                  | 3     |
| SUNDALE NURSING HOME   |              | 3        |          |                  | 3     |
| NORTH CAROLINA DEPT OF HEALTH & HUMAN SRVCS STATE LAB OF PUBLIC HEALTH |              |          | 3        | 100%             | 3     |
| WALGREENS #07502   |              | 3        |          |                  | 3     |
| DOCTORS HOSPITAL RENAISSANCE   |              |          | 3        | 100%             | 3     |
| ANN STORCK CENTER INC  |              | 3        |          |                  | 3     |
| CARENOW-ATASCOCITA   |              |          | 3        | 100%             | 3     |
| MINUTECLINIC, LLC #05814   |              | 3        |          |                  | 3     |
| ROAN DRUG COMPANY LLC  |              | 3        |          |                  | 3     |
| MEDEXPRESS URGENT CARE - LITTLE ROCK                                   |              | 2        | 1        | 33%              | 3     |
| THOMAS LANGLEY   |              |          | 3        | 100%             | 3     |
| REGIONAL MEDICAL LAB   |              |          | 3        | 100%             | 3     |
| Kroger 635 - The Little Clinic Dacula                                  |              | 3        |          |                  | 3     |
| GYN PATH SERVICES  |              |          | 3        | 100%             | 3     |
| HEART OF FLORIDA HEALTH CENTER INC                                     |              |          | 3        | 100%             | 3     |
| ONslow MEMORIAL HOSPITAL LABORATORY                                    |              | 3        |          |                  | 3     |
| COASTAL SKIN SURGERY AND DERMATOLOGY PL                                |              | 3        |          |                  | 3     |
| SURETOX LABORATORY LLC   |              | 2        | 1        | 33%              | 3     |
| WINDER NURSING INC DBA WINDER HEALTH CARE                              |              | 3        |          |                  | 3     |
| CORTLAND COUNTY HEALTH DEPARTMENT                                      |              | 3        |          |                  | 3     |
| YATES COUNTY PUBLIC HEALTH   |              | 3        |          |                  | 3     |
| CVS GA3766POCT DACULA  |              | 1        | 2        | 67%              | 3     |
| PROPATH  |              |          | 3        | 100%             | 3     |
| CULLMAN REGIONAL MEDICAL CENTER  |              | 2        | 1        | 33%              | 3     |
| EMORY BENNETT VETERANS NURSING HOME                                    |              | 3        |          |                  | 3     |
| OHIO CVS STORES  |              | 3        |          |                  | 3     |
| BAPTIST HEALTH URGENT CARE AT PLANTATION                               |              | 3        |          |                  | 3     |
| CVS NV9841POCT RENO  |              | 2        | 1        | 33%              | 3     |
| OHIO HEALTH DOCTORS HOSPITAL   |              |          | 3        | 100%             | 3     |
| ST MARYS MEDICAL CENTER  |              |          | 3        | 100%             | 3     |
| TUFTS MEDICAL CENTER   |              |          | 3        | 100%             | 3     |
| MEDEXPRESS URGENT CARE - WICHITA, S SENECA ST                          |              | 1        | 2        | 67%              | 3     |
| TMH PHYSICIAN PARTNERS SOUTHWOOD                                       |              |          | 3        | 100%             | 3     |
| CVS MA394POCT SEEKONK  |              | 3        |          |                  | 3     |
| MODMD LABORATORY   |              | 3        |          |                  | 3     |
| HILLVIEW LABORATORY  |              |          | 3        | 100%             | 3     |
| Centrastate Medical Center   |              | 2        | 1        | 33%              | 3     |
| BAYCARE MEDICAL GROUP, INC   |              | 3        |          |                  | 3     |

# COVID-19: testing by laboratory

Data through Feb 5, 2021 verified as of Feb 6, 2021 at 09:25 AM

Data in this report are provisional and subject to change.

The numbers in the table below represent the number of Florida and non-Florida residents for whom test results were received by the Department of Health. A person can be tested by more than one laboratory and can have both positive and negative results. **Therefore, the sum of the numbers in each column will be larger than the total number of people tested.**

| Reporting lab                                    | Inconclusive | Negative | Positive | Percent positive | Total |
|--|--------------|----------|----------|------------------|-------|
| MEDEXPRESS URGENT CARE-ARLINGTON                 |              | 2        | 1        | 33%              | 3     |
| CVS MINUTE CLINIC DIAGNOSTIC MED GRP OF CAL      |              | 3        |          |                  | 3     |
| ADVENT HEALTH MEDICAL GROUP FAMILY MEDICINE      |              |          | 3        | 100%             | 3     |
| CORTLAND REGIONAL MEDICAL CENTER                 |              | 3        |          |                  | 3     |
| MINUTECLINIC, LLC #7139                          |              | 3        |          |                  | 3     |
| WAL-MART STORES EAST LP                          |              | 2        | 1        | 33%              | 3     |
| BRADENTON PHYSICIAN MEDICAL CENTER               |              |          | 3        | 100%             | 3     |
| TRANSPLANT GENOMICS INC (EUROFINS)               |              | 3        |          |                  | 3     |
| COOPER UNIVERSITY HOSPITAL LABORATORY            |              | 2        | 1        | 33%              | 3     |
| FLORIDA DEPARTMENT OF HEALTH SEMINOLE COUNTY     |              | 1        | 2        | 67%              | 3     |
| VILLAGES HEALTH, THE                             |              | 3        |          |                  | 3     |
| ST. PETERSBURG PEDIATRICS- 38TH AVENUE           |              |          | 3        | 100%             | 3     |
| FLORIDA MENTOR-POINT WEST CLUSTER                |              | 3        |          |                  | 3     |
| GARCIA MORALES NELSON                            |              |          | 3        | 100%             | 3     |
| MINUTE CLINIC LLC #0169                          |              | 3        |          |                  | 3     |
| SARASOTA PERSONAL MEDICINE                       |              | 2        | 1        | 33%              | 3     |
| INTERNAL MEDICINE AND WOUND CARE SPECIALIST LLC  |              | 3        |          |                  | 3     |
| NYC PUBLIC HEALTH LABS                           |              |          | 3        | 100%             | 3     |
| ADVENTHEALTH MEDICAL GROUP PEDIATRICS            |              | 1        | 2        | 67%              | 3     |
| CROSSVILLE MEDICAL GROUP                         |              | 1        | 2        | 67%              | 3     |
| SCRIPPS CLINIC MEDICAL                           |              |          | 3        | 100%             | 3     |
| ST LUKES HOSPITAL LABORATORY                     |              | 2        | 1        | 33%              | 3     |
| Gulfport Rehabilitation Center                   |              |          | 3        | 100%             | 3     |
| FRESENIUS MEDICAL CARE                           |              |          | 3        | 100%             | 3     |
| MINUTECLINIC DIAG OF IND, LLC #6483              |              | 1        | 2        | 67%              | 3     |
| ALLIED PHYSICIANS GROUP PLLC                     |              | 3        |          |                  | 3     |
| CENTRAL JERSEY URGENT CARE OF BROWN MI           |              | 3        |          |                  | 3     |
| 2412 LEBANON PIKE                                |              | 2        | 1        | 33%              | 3     |
| WINTER PARK INTERNAL MEDICINE MD PA              |              | 2        | 1        | 33%              | 3     |
| LPG CONVENIENT CARE AT METRO                     |              | 3        |          |                  | 3     |
| CVS MINUTE CLINIC DIAGNOSTIC OF TEXAS            |              | 3        |          |                  | 3     |
| NORTHCREST MEDICAL CENTER                        |              | 1        | 2        | 67%              | 3     |
| STEAMBOAT EMERGENCY CENTER                       |              |          | 3        | 100%             | 3     |
| FLORIDA MEDICAL CLINIC -INTERNAL MED DADE CITY   |              |          | 3        | 100%             | 3     |
| MORGAN STANLEY HEALTH CENTER                     |              | 3        |          |                  | 3     |
| CULLMAN REGIONAL URGENT CARE                     |              | 2        | 1        | 33%              | 3     |
| MINUTE CLINIC DIAG OF IND LLC #8674              |              | 3        |          |                  | 3     |
| LISTENING DOCTOR PLLC, THE                       |              |          | 3        | 100%             | 3     |
| MEDEXPRESS URGENT CARE - WILKES BARRE            |              | 2        | 1        | 33%              | 3     |
| CVS DC1340POCT WASHINGTON                        |              | 3        |          |                  | 3     |
| YORK HOSPITAL - LABORATORY                       |              |          | 3        | 100%             | 3     |
| Bainbridge Health and Rehab                      |              | 3        |          |                  | 3     |
| NEBRASKA DEPARTMENT OF HEALTH AND HUMAN SERVICES |              |          | 3        | 100%             | 3     |
| BARONESS ERLANGER HOSPITAL                       |              | 3        |          |                  | 3     |
| MINUTECLINIC, LLC #1431                          |              | 2        | 1        | 33%              | 3     |
| NORTHWEST FLORIDA CLINICAL LAB                   |              | 1        | 2        | 67%              | 3     |
| AVANTE INVERNESS                                 |              | 1        | 2        | 67%              | 3     |

# COVID-19: testing by laboratory

Data through Feb 5, 2021 verified as of Feb 6, 2021 at 09:25 AM

Data in this report are provisional and subject to change.

The numbers in the table below represent the number of Florida and non-Florida residents for whom test results were received by the Department of Health. A person can be tested by more than one laboratory and can have both positive and negative results. **Therefore, the sum of the numbers in each column will be larger than the total number of people tested.**

| Reporting lab  | Inconclusive | Negative | Positive | Percent positive | Total |
|--|--------------|----------|----------|------------------|-------|
| LIFEHOPE LABS  |              |          | 3        | 100%             | 3     |
| EMERALD COAST CENTER   |              |          | 3        | 100%             | 3     |
| COVENANT PEDIATRICS  |              | 1        | 2        | 67%              | 3     |
| FLORIDA GASTROENTEROLOGY ASSOCIATES PA                                 |              | 3        |          |                  | 3     |
| SCHIFF CENTER FOR LIVER DISEASES                                       |              | 1        | 2        | 67%              | 3     |
| ALOHA HOME CARE LLC DBA ACCENTCARE HOME HEALTH OF                      |              | 3        |          |                  | 3     |
| PREMIER CLINICAL RESEARCH INSTITUTE INC                                |              |          | 3        | 100%             | 3     |
| MEDEXPRESS URGENT CARE, BELLE VERNON                                   |              | 3        |          |                  | 3     |
| LINCOLN MEDICAL CENTER   |              | 3        |          |                  | 3     |
| UNIVERSITY OF KANSAS MEDICAL CENTER                                    |              |          | 3        | 100%             | 3     |
| MINUTECLINIC DIAG OF IND, LLC #6910                                    |              | 3        |          |                  | 3     |
| Kroger 627 - The Little Clinic Castleberry                             |              | 2        | 1        | 33%              | 3     |
| Lenox on the Lake  |              |          | 3        | 100%             | 3     |
| LOUISIANA DEPT. OF HEALTH AND HOSPITALS-INFECTIOUS DISEASE EPI SECTION |              |          | 3        | 100%             | 3     |
| SMOKY MOUNTAIN URGENT CARE AND FAMILY MEDICINE CENTER                  |              |          | 3        | 100%             | 3     |
| BROOME COUNTY HEALTH DEPARTMENT  |              | 2        | 1        | 33%              | 3     |
| MEDEXPRESS URGENT CARE-SCOTT TOWNSHIP                                  |              | 3        |          |                  | 3     |
| CAREWELL URGENT CARE   |              |          | 3        | 100%             | 3     |
| MINUTECLINIC DIAGNOSTIC OF OHIO #3407                                  |              | 3        |          |                  | 3     |
| INDIANA STATE DEPARTMENT OF HEALTH LABORATORIES                        |              |          | 3        | 100%             | 3     |
| Village on the Green   |              |          | 3        | 100%             | 3     |
| Magnolia Health and Rehab Center                                       |              |          | 3        | 100%             | 3     |
| WHITE EARTH IHS MAIN LAB   |              | 3        |          |                  | 3     |
| THE OASIS BEACHSIDE  |              | 3        |          |                  | 3     |
| MARION COUNTY FIRE RESCUE  |              | 3        |          |                  | 3     |
| CENTRAL DUPAGE HOSPITAL  |              |          | 3        | 100%             | 3     |
| MAINE DEPARTMENT OF HEALTH AND HUMAN SERVICES                          |              |          | 3        | 100%             | 3     |
| INSPIRA MEDICAL CENTER VINELAND LAB                                    |              | 2        | 1        | 33%              | 3     |
| Greystone Health Care Center   |              | 3        |          |                  | 3     |
| UNIVERSITY OF MICHIGAN   |              | 2        | 1        | 33%              | 3     |
| UNIVERISTY OF MIAMI  |              |          | 3        | 100%             | 3     |
| MEDEXPRESS URGENT CARE-PASADENA  |              | 3        |          |                  | 3     |
| FOX FAMILY PRACTICE  |              | 3        |          |                  | 3     |
| PINELLAS PARK HEALTH CENTER - PINELLAS CHD                             |              | 1        | 2        | 67%              | 3     |
| PRISMA HEALTH MIDLANDS   |              |          | 3        | 100%             | 3     |
| HEARTLAND - CHARLESTON OF HANAHAN SC,                                  |              | 3        |          |                  | 3     |
| OHIO DEPARTMENT OF HEALTH LABORATORY                                   |              | 2        | 1        | 33%              | 3     |
| GREATER MOBILE URGENT CARE – SPRINGHILL                                |              |          | 3        | 100%             | 3     |
| CLEARWATER   |              | 2        | 1        | 33%              | 3     |
| OPENTRONS PRL  |              | 2        | 1        | 33%              | 3     |
| LEE CONVENIENT CARE AT SUMMERLIN                                       |              |          | 3        | 100%             | 3     |
| MEDEXPRESS URGENT CARE MARTINSBURG                                     |              | 2        | 1        | 33%              | 3     |
| ESTERO FIRE RESCUE   |              | 3        |          |                  | 3     |
| CARESPOT-WELLINGTON  |              |          | 3        | 100%             | 3     |
| MEDEXPRESS-HOUSTON EAST FWY  |              | 1        | 2        | 67%              | 3     |
| TRUE HEALTH – LAKE UNDERHILL   |              | 3        |          |                  | 3     |
| CGH MEDICAL CENTER   |              |          | 3        | 100%             | 3     |

# COVID-19: testing by laboratory

Data through Feb 5, 2021 verified as of Feb 6, 2021 at 09:25 AM

Data in this report are provisional and subject to change.

The numbers in the table below represent the number of Florida and non-Florida residents for whom test results were received by the Department of Health. A person can be tested by more than one laboratory and can have both positive and negative results. **Therefore, the sum of the numbers in each column will be larger than the total number of people tested.**

| Reporting lab                                     | Inconclusive | Negative | Positive | Percent positive | Total |
|---|--------------|----------|----------|------------------|-------|
| Wynfield Park Health and Rehabilitation           |              | 3        |          |                  | 3     |
| FAMILY TREE MEDICAL GROUP PA                      |              | 2        | 1        | 33%              | 3     |
| TAMPA   |              | 1        | 2        | 67%              | 3     |
| Lakeview Village                                  |              | 3        |          |                  | 3     |
| GRAND VILLA OF BOYNTON BEACH                      |              | 3        |          |                  | 3     |
| SCIENTIFIC LABORATORY DIVISION                    |              |          | 3        | 100%             | 3     |
| SPRING LAKE REHABILITATION CENTER                 |              |          | 3        | 100%             | 3     |
| MINUTECLINIC LLC #5176                            |              |          | 3        | 100%             | 3     |
| COASTAL LABORATORIES OF FLORIDA                   |              |          | 3        | 100%             | 3     |
| BEECHTREE MOLECULAR LAB LLC                       |              |          | 3        | 100%             | 3     |
| FLORIDA HOSPITAL PHYSICIANS GROUP                 |              | 1        | 2        | 67%              | 3     |
| PROMPT CARE OF CENTRAL FLORIDA LLC                |              |          | 3        | 100%             | 3     |
| CVS OH6123POCT CINCINNATI                         |              | 2        | 1        | 33%              | 3     |
| MONTANA PUBLIC HEALTH LAB                         |              |          | 3        | 100%             | 3     |
| BAPTIST OUTPATIENT SERVICES                       |              |          | 3        | 100%             | 3     |
| MINUTECLINIC DIAGNOSTIC OF PENNSYLVAN             |              | 2        | 1        | 33%              | 3     |
| SUMMIT MEDICAL GROUP – WEST ORANGE                |              | 3        |          |                  | 3     |
| SANFORD MOBILE LAB                                |              |          | 3        | 100%             | 3     |
| URGENT CARE OF THE SMOKIES                        |              |          | 3        | 100%             | 3     |
| ACL LABORATORIES INDUSTRIAL TOXICOLOGY            |              |          | 3        | 100%             | 3     |
| MINUTECLINIC DIAGNOSTIC OF WISCONSIN,             |              | 3        |          |                  | 3     |
| FLORIDA DEPARTMENT OF HEALTH IN MIAMI DADE COUNTY |              | 2        | 1        | 33%              | 3     |
| MEDEXPRESS URGENT CARE GREENSBURG                 |              | 2        | 1        | 33%              | 3     |
| IVY CREEK URGENT CARE OF ENTERPRISE               |              |          | 3        | 100%             | 3     |
| ST. LUKE'S HOSPITAL - BETHLEHEM CAMPUS            |              | 1        | 2        | 67%              | 3     |
| HEPATOLOGY DIAGNOSTIC LAB                         |              |          | 3        | 100%             | 3     |
| LOYOLA UNIVERSITY MEDICAL CENTER LABORATORY       |              |          | 3        | 100%             | 3     |
| ROANE MEDICAL CENTER                              |              | 2        | 1        | 33%              | 3     |
| ALLIANCE FOR MULTISPECIALTY RESEARCH              |              | 3        |          |                  | 3     |
| HIALEAH SHORES NURSING AND                        |              | 2        | 1        | 33%              | 3     |
| HAVEN CUSTEAD CARE CENTER                         |              |          | 3        | 100%             | 3     |
| CAN COMMUNITY HEALTH, INC                         |              | 3        |          |                  | 3     |
| CURATIVE  |              | 1        | 2        | 67%              | 3     |
| BAPTIST PRIMARY CARE, INC.                        |              | 2        | 1        | 33%              | 3     |
| ALABAMA DEPT PUBLIC HEALTH                        |              |          | 3        | 100%             | 3     |
| LOCH HAVEN PEDIATRICS                             |              |          | 3        | 100%             | 3     |
| SAVANNAH COVE                                     |              | 3        |          |                  | 3     |
| ORCHID COVE DAYTONA                               |              |          | 3        | 100%             | 3     |
| UHEALTH JACKSON URGENT CARE - CUTLER BAY          |              | 1        | 2        | 67%              | 3     |
| MINUTECLINIC DIAG OF IND LLC #6840                |              | 3        |          |                  | 3     |
| ELITE PRIMARY CARE OF WAYCROSS                    |              |          | 3        | 100%             | 3     |
| CHURCH OF SCIENTOLOGY FLAG SERVICE ORGANIZATION   |              | 2        | 1        | 33%              | 3     |
| CVS PA813POCT RICHBORO                            |              | 3        |          |                  | 3     |
| MEDLAB INC  |              | 3        |          |                  | 3     |
| JS HEALTHCARE                                     |              | 2        | 1        | 33%              | 3     |
| SPARROW CENTRAL LAB                               |              |          | 3        | 100%             | 3     |
| GREENTREE MEDICAL CENTER                          |              |          | 3        | 100%             | 3     |



# COVID-19: testing by laboratory

Data through Feb 5, 2021 verified as of Feb 6, 2021 at 09:25 AM

Data in this report are provisional and subject to change.

The numbers in the table below represent the number of Florida and non-Florida residents for whom test results were received by the Department of Health. A person can be tested by more than one laboratory and can have both positive and negative results. **Therefore, the sum of the numbers in each column will be larger than the total number of people tested.**

| Reporting lab                              | Inconclusive | Negative | Positive | Percent positive | Total |
|--|--------------|----------|----------|------------------|-------|
| BRANDON REGIONAL EMERGENCY CTR             |              |          | 3        | 100%             | 3     |
| TARRANT COUNTY PUBLIC HEALTH               |              | 3        |          |                  | 3     |
| CFP PHYSICIANS GROUP                       |              |          | 3        | 100%             | 3     |
| PLAINVIEW PRIMARY CARE                     |              | 3        |          |                  | 3     |
| Bethany Health and Rehab                   |              | 3        |          |                  | 3     |
| RICHMOND CITY DEPARTMENT OF PUBLIC HEALTH  |              |          | 3        | 100%             | 3     |
| LIZS ADULT CARE                            |              | 3        |          |                  | 3     |
| MEDEXPRESS URGENT CARE-CLOQUET             |              | 3        |          |                  | 3     |
| SINAI PLAZA NURSING AND REHAB CENTER       |              |          | 3        | 100%             | 3     |
| SKIPPACK MEDICAL LAB                       |              |          | 3        | 100%             | 3     |
| CAMPAZZI CONCIERGE MEDICAL SERVICES        |              | 2        | 1        | 33%              | 3     |
| QUATRACOR PLLC                             |              | 3        |          |                  | 3     |
| MEDEXPRESS URGENT CARE - HOLLINS           |              | 3        |          |                  | 3     |
| HUNT CLUB MEDICAL CARE                     |              |          | 3        | 100%             | 3     |
| MINUTECLINIC DIAGNOSTIC OF TEXAS LLC       |              | 2        | 1        | 33%              | 3     |
| Cleveland Clinic Weston                    |              |          | 3        | 100%             | 3     |
| VIRTUA MEMORIAL HOSPITAL BURLINGTON COUNTY |              | 1        | 2        | 67%              | 3     |
| MED FUSION                                 |              |          | 3        | 100%             | 3     |
| Rosedale Green                             |              | 3        |          |                  | 3     |
| COVID TESTING LLC                          |              |          | 3        | 100%             | 3     |
| THE PATHOLOGY LABORATORY                   |              | 1        | 2        | 67%              | 3     |
| ACCESS HEALTH CARE                         |              | 2        | 1        | 33%              | 3     |
| LUVERNE HEALTH AND REHABILITATION          |              | 3        |          |                  | 3     |
| EXETER HOSPITAL                            |              | 3        |          |                  | 3     |
| MINUTECLINIC DIAGNOSTIC OF TN, PC 6304     |              | 2        | 1        | 33%              | 3     |
| MINUTECLINIC DIAGNOSTIC OF TN PC #240      |              | 3        |          |                  | 3     |
| GLADES COUNTY DETENTION CENTER             |              |          | 3        | 100%             | 3     |
| OPTUM PRIMARY CARE - SILVER LAKES          |              |          | 3        | 100%             | 3     |
| ESCO DRUG CO INC                           |              | 3        |          |                  | 3     |
| SOFTCELL L-FORM LABORATORIES, LLC          |              |          | 3        | 100%             | 3     |
| MEDEXPRESS URGENT CARE - SOMERSET TOWNSHIP |              | 3        |          |                  | 3     |
| Broadview Multi-Care Center                |              | 3        |          |                  | 3     |
| CVS GA2147POCT KENNESAW                    |              | 2        | 1        | 33%              | 3     |
| MID FLORIDA CLINICAL LABORATORY            |              | 2        | 1        | 33%              | 3     |
| BROOKDALE OAKBRIDGE                        |              | 1        | 2        | 67%              | 3     |
| Englewood Health and Rehab                 |              |          | 3        | 100%             | 3     |
| CVS NC6402POCT DAVIDSON                    |              | 2        | 1        | 33%              | 3     |
| PINELLAS POINT NURSING AND REHAB           |              |          | 3        | 100%             | 3     |
| PEDIATRICS AND ADOLESCENT MEDICINE         |              | 2        | 1        | 33%              | 3     |
| CVS IL8747POCT CHICAGO                     |              | 3        |          |                  | 3     |
| NOVANT HEALTH PRESBYTERIAN                 |              | 2        | 1        | 33%              | 3     |
| SOFTLAB                                    |              |          | 3        | 100%             | 3     |
| TMH PHYSICIAN PARTNERS BLOUNTSTOWN         |              |          | 3        | 100%             | 3     |
| GRAND VILLA OF PALM COAST                  |              | 3        |          |                  | 3     |
| RAPID CITY RUGENT CARE                     |              |          | 3        | 100%             | 3     |
| BEEBE MEDICAL CENTER LABORATORY            |              | 3        |          |                  | 3     |
| FLORIDA LABORATORY ANALYSIS, LLC           |              |          | 3        | 100%             | 3     |

# COVID-19: testing by laboratory

Data through Feb 5, 2021 verified as of Feb 6, 2021 at 09:25 AM

Data in this report are provisional and subject to change.

The numbers in the table below represent the number of Florida and non-Florida residents for whom test results were received by the Department of Health. A person can be tested by more than one laboratory and can have both positive and negative results. **Therefore, the sum of the numbers in each column will be larger than the total number of people tested.**

| Reporting lab  | Inconclusive | Negative | Positive | Percent positive | Total |
|--|--------------|----------|----------|------------------|-------|
| OPTUM OF RED ROAD  |              | 3        |          |                  | 3     |
| HOUSTON METHODIST HOSPITAL   |              |          | 3        | 100%             | 3     |
| PATIENT FIRST - ALLENTOWN  |              |          | 3        | 100%             | 3     |
| HARBOUR'S EDGE   |              | 2        | 1        | 33%              | 3     |
| KISSIMMEE URGENT CARE  |              | 3        |          |                  | 3     |
| ADVANCED URGENT CARE LLC   |              | 1        | 2        | 67%              | 3     |
| STONE CLINICAL LABORATORIES OF FL LLC                              |              | 3        |          |                  | 3     |
| BRENTWOOD SENIOR LIVING AT ST PETE                                 |              |          | 3        | 100%             | 3     |
| CVS TX8387POCT AUSTIN  |              | 3        |          |                  | 3     |
| PARRISH MEDICAL CENTER-WAIVED TESTING                              |              | 3        |          |                  | 3     |
| MAYO   |              | 1        | 2        | 67%              | 3     |
| ASCENSION ST VINCENT'S MEDICAL CENTER                              |              | 2        | 1        | 33%              | 3     |
| FHPG TAMPA PRIMARY CARE  |              |          | 3        | 100%             | 3     |
| NC STATE LABORATORY OF PUBLIC HEALTH                               |              | 3        |          |                  | 3     |
| MEDEXPRESS URGENT CARE-HERSHEY                                     |              | 2        | 1        | 33%              | 3     |
| AUSTIN PUBLIC HEALTH   |              |          | 3        | 100%             | 3     |
| FLORIDA HOSPITAL LABORATORIES                                      |              | 3        |          |                  | 3     |
| MEADOWS AT CYPRESS GARDENS, THE                                    |              | 3        |          |                  | 3     |
| MOBIL LAB FOR ALL INC  |              | 3        |          |                  | 3     |
| MINUTECLINIC DIAGNOSTIC OF MICHIGAN, P                             |              | 3        |          |                  | 3     |
| CVS PA1671POCT LANCASTER   |              | 3        |          |                  | 3     |
| FHPG FAMILY MEDICAL CENTER OF TAMPA BAY                            |              | 1        | 2        | 67%              | 3     |
| CCRX OF NORTH CAROLINA, LLC  |              | 2        | 1        | 33%              | 3     |
| LAURELLWOOD NURSING CENTER   |              | 1        | 2        | 67%              | 3     |
| BNC Medical Investors, LLC Berrien Nursing & Rehabilitation Center |              | 3        |          |                  | 3     |
| LAHEY CLINIC MEDICAL CENTER  |              |          | 3        | 100%             | 3     |
| IOWA DEPARTMENT OF PUBLIC HEALTH                                   |              |          | 3        | 100%             | 3     |
| MINUTE-CLINIC DIAGNOSTIC OF VIRGINIA,                              |              | 3        |          |                  | 3     |
| Rutgers Health Rwj University Hospital - Laboratory                |              | 2        | 1        | 33%              | 3     |
| CVS NY491POCT JACKSON HEIGHTS                                      |              | 3        |          |                  | 3     |
| MEDEXPRESS URGENT CARE, CHAMBERSBURG                               |              | 2        | 1        | 33%              | 3     |
| MENORAH MANOR  |              |          | 3        | 100%             | 3     |
| MINUTECLINIC, LLC #5707  |              | 3        |          |                  | 3     |
| COMMUNITY MEDICAL CENTER   |              |          | 3        | 100%             | 3     |
| PEDIATRICS BY THE SEA JOG RD OFFICE                                |              |          | 3        | 100%             | 3     |
| SSM HEALTH ST LOUIS MICROBIOLOGY LABORATORY                        |              | 1        | 2        | 67%              | 3     |
| CENTURY LINK SPORTS COMPLEX  |              |          | 3        | 100%             | 3     |
| CROWNE HEALTH CARE OF FORT PAYNE                                   |              | 2        | 1        | 33%              | 3     |
| MEDIC INFUSION PA  |              | 3        |          |                  | 3     |
| THE CLINIC OF PEDIATRICS & GI MEDICINE, INC                        |              |          | 3        | 100%             | 3     |
| GONZALEZ MD AND ASWAD MD HEALTH SERVICES                           |              |          | 3        | 100%             | 3     |
| NORTH BROWARD HOSPITAL DISTRICT HEALTHCARE FOR THE HOMELESS        |              |          | 3        | 100%             | 3     |
| MEDEXPRESS URGENT CARE SHADYSIDE                                   |              | 3        |          |                  | 3     |
| MEDICAL SERVICES OF AMERICA HOME HEALTH                            |              | 3        |          |                  | 3     |
| SENTARA NORFOLK GENERAL HOSPITAL CENTRAL LAB                       |              |          | 3        | 100%             | 3     |
| MEDEXPRESS URGENT CARE - NORTH LITTLE                              |              | 2        | 1        | 33%              | 3     |
| HARBORCHASE OF STUART  |              |          | 3        | 100%             | 3     |

# COVID-19: testing by laboratory

Data through Feb 5, 2021 verified as of Feb 6, 2021 at 09:25 AM

Data in this report are provisional and subject to change.

The numbers in the table below represent the number of Florida and non-Florida residents for whom test results were received by the Department of Health. A person can be tested by more than one laboratory and can have both positive and negative results. **Therefore, the sum of the numbers in each column will be larger than the total number of people tested.**

| Reporting lab  | Inconclusive | Negative | Positive | Percent positive | Total |
|--|--------------|----------|----------|------------------|-------|
| QUEST DIAGNOSTICS PSC  |              |          | 3        | 100%             | 3     |
| MINUTE CLINIC, LLC #4650   |              | 3        |          |                  | 3     |
| CVS OH3393POCT AURORA  |              | 2        | 1        | 33%              | 3     |
| MEDEXPRESS URGENT CARE- FORT WORTH N T                                 |              | 3        |          |                  | 3     |
| MEDFUSION  |              | 2        | 1        | 33%              | 3     |
| CVS NJ617POCT CEDAR GROVE  |              | 3        |          |                  | 3     |
| SISD EMPLOYEE HEALTH CLINIC  |              |          | 3        | 100%             | 3     |
| MINUTECLINIC #8760   |              | 3        |          |                  | 3     |
| MARYLAND STATE DEPT OF HEALTH  | 2            |          | 1        | 33%              | 3     |
| US SPECIALTY LABS  |              |          | 3        | 100%             | 3     |
| EXTENDICARE HEALTH & REHAB CENTER                                      |              | 3        |          |                  | 3     |
| ADVICE FOR OPTIMAL WELLNESS, INC                                       |              |          | 3        | 100%             | 3     |
| CVS IN6713POCT BLOOMINGTON   |              | 2        |          |                  | 2     |
| MINUTECLINIC, LLC, DBA MINUTECLINIC #4                                 |              | 2        |          |                  | 2     |
| LEGACY LABORATORY SERVICES   |              |          | 2        | 100%             | 2     |
| MINUTECLINIC DIAGNOSTIC OF KANSAS PA                                   |              | 2        |          |                  | 2     |
| FLORIDA MEDICAL CLINIC CARDIOLOGY-ZH                                   |              |          | 2        | 100%             | 2     |
| ST. MARY'S MEDICAL CENTER EVANSVILLE, INC                              |              |          | 2        | 100%             | 2     |
| MINUTECLINIC 7196  |              | 2        |          |                  | 2     |
| EMERALD TRACE  |              | 2        |          |                  | 2     |
| Manor Care-Kingston Court of York PA, LLC                              |              | 2        |          |                  | 2     |
| MAGNOLIA MANOR OF COLUMBUS   |              | 2        |          |                  | 2     |
| PHYSICIANS LABORATORY SERVICES   |              |          | 2        | 100%             | 2     |
| PEDIATRIC HEALTH CARE  |              | 1        | 1        | 50%              | 2     |
| IN & OUT URGENT CARE METAIRIE  |              |          | 2        | 100%             | 2     |
| LABCORP OF AMERICA HOLDINGS  |              | 1        | 1        | 50%              | 2     |
| RIVERVIEW MEDICAL CLINIC   |              | 2        |          |                  | 2     |
| MEMORIAL HERMANN HOSPITAL  |              |          | 2        | 100%             | 2     |
| SERENADES BY SONATA  |              | 1        | 1        | 50%              | 2     |
| ABSOLUTE HEALTH INTERNAL MEDICINE AND PEDIATRICS                       |              | 1        | 1        | 50%              | 2     |
| MEDEXPRESS URGENT CARE - SPRINGFIELD, COOLEY ST                        |              | 2        |          |                  | 2     |
| PIEDMONT HOSPITAL LAB  |              |          | 2        | 100%             | 2     |
| MIDDLE TENN MENTAL HEALTH INSTITUTE                                    |              | 2        |          |                  | 2     |
| NATIONAL JEWISH HEALTH   |              |          | 2        | 100%             | 2     |
| PREMIER MEDICAL LABORATORY   |              |          | 2        | 100%             | 2     |
| Gracemore Nursing and Rehab  |              | 2        |          |                  | 2     |
| DELAWARE DIAGNOSTICS LABS  |              |          | 2        | 100%             | 2     |
| ASPIRUS RIVERVIEW HOSPITAL & CLINICS INC                               |              | 1        | 1        | 50%              | 2     |
| ADVENT HEALTH MEDICAL GROUP FAMILY AND INTERNAL MEDICINE AT AVALON PAR |              | 1        | 1        | 50%              | 2     |
| BLUEWATER TOXICOLOGY   |              |          | 2        | 100%             | 2     |
| HOME ACCESS HEALTH   |              |          | 2        | 100%             | 2     |
| Kings County Hospital Center   |              |          | 2        | 100%             | 2     |
| TENNESSEE DEPARTMENT OF HEALTH (TDH) - REGIONAL LABORATORY             |              |          | 2        | 100%             | 2     |
| ACM MEDICAL LABORATORY ALLIANCE  |              |          | 2        | 100%             | 2     |
| EDGEWATER RETIREMENT MANOR   |              |          | 2        | 100%             | 2     |
| ATLAS GENOMICS   |              |          | 2        | 100%             | 2     |
| ELMHURST MEMORIAL HOSPITAL   |              |          | 2        | 100%             | 2     |

# COVID-19: testing by laboratory

Data through Feb 5, 2021 verified as of Feb 6, 2021 at 09:25 AM

Data in this report are provisional and subject to change.

The numbers in the table below represent the number of Florida and non-Florida residents for whom test results were received by the Department of Health. A person can be tested by more than one laboratory and can have both positive and negative results. **Therefore, the sum of the numbers in each column will be larger than the total number of people tested.**

| Reporting lab   | Inconclusive | Negative | Positive | Percent positive | Total |
|---|--------------|----------|----------|------------------|-------|
| BRENTWOOD AT FORE RANCH                               |              |          | 2        | 100%             | 2     |
| CVS MINUTE CLINIC DIAG OF IND, LLC #6549              |              | 2        |          |                  | 2     |
| PTC LABORATORIES                                      |              |          | 2        | 100%             | 2     |
| FL DEPT OF HEALTH MARION COUNTY MOBILE HEALTH UNIT    |              |          | 2        | 100%             | 2     |
| MINUTECLINIC DIAG OF IND, LLC #6472                   |              | 2        |          |                  | 2     |
| WEAKLEY COUNTY REHAB AND NURSING CENTER               |              | 2        |          |                  | 2     |
| SOUTHEASTERN INSTITUTE OF RESTORATIVE MEDICINE        |              | 1        | 1        | 50%              | 2     |
| SOUTHEAST GEORGIA HEALTH SYSTEM                       |              |          | 2        | 100%             | 2     |
| HUMILITY OF MARY HEALTH PARTNERS                      |              |          | 2        | 100%             | 2     |
| CVS IN7653POCT EVANSVILLE                             |              | 1        | 1        | 50%              | 2     |
| CROSSROADS URGENT CARE DBA URGENT TEA                 |              | 2        |          |                  | 2     |
| THE WINDSOR ORTEGA                                    |              | 2        |          |                  | 2     |
| DRR JMC URGENT CARE DONALD ROSS                       |              |          | 2        | 100%             | 2     |
| PHYSICIANS MEDICAL CENTER                             |              | 2        |          |                  | 2     |
| LAB CORP OF AMER SAN DIEGO                            |              |          | 2        | 100%             | 2     |
| RAPID URGENT CARE - ALBANY                            |              |          | 2        | 100%             | 2     |
| Good Samaritan Society Waukon                         |              | 2        |          |                  | 2     |
| Kroger 093 - The Little Clinic Stapleton              |              | 1        | 1        | 50%              | 2     |
| JOSEF SCHENKER, MD, PC                                |              | 2        |          |                  | 2     |
| BROOKDALE LAKE MARY                                   |              |          | 2        | 100%             | 2     |
| ESCANDON DIAGNOSTIC CLINIC                            |              |          | 2        | 100%             | 2     |
| ORLANDO HEALTH PHYSICIAN GROUP                        |              |          | 2        | 100%             | 2     |
| GOUVERNEUR HOSPITAL LABORATORY                        |              | 2        |          |                  | 2     |
| SUNCREST OMNI   |              | 2        |          |                  | 2     |
| UNIVERSITY OF MISSOURI HEALTH CARE                    |              |          | 2        | 100%             | 2     |
| GALEN BAYLOR EXTENSION                                |              | 2        |          |                  | 2     |
| PUBLIC HEALTH LABORATORY                              | 1            |          | 1        | 50%              | 2     |
| MINUTECLINIC DIAGNOSTIC, PA #10252                    |              | 2        |          |                  | 2     |
| DNA DIAGNOSTICS CENTER                                |              | 2        |          |                  | 2     |
| DAYTON CHILDRENS HOSPITAL LAB                         |              |          | 2        | 100%             | 2     |
| UF KANAPAHA LAB BEAKER                                |              | 2        |          |                  | 2     |
| MIAMI DADE MEDICAL RESEARCH INSTITUTE                 |              |          | 2        | 100%             | 2     |
| ROCKWALL URGENT CARE                                  |              |          | 2        | 100%             | 2     |
| FLORIDA MEDICAL CENTER OF CLEARWATER                  |              | 2        |          |                  | 2     |
| HIGHLANDS COUNTY FIRE RESCUE                          |              | 2        |          |                  | 2     |
| BAYLOR SCOTT & WHITE COMPREHENSIVE WOUND              |              |          | 2        | 100%             | 2     |
| ORANGE COUNTY HEALTH DEPARTMENT                       |              | 1        | 1        | 50%              | 2     |
| MINUTECLINIC DIAGNOSTIC OF OHIO #6139                 |              | 2        |          |                  | 2     |
| SUNCOAST TECHNICAL COLLEGE SCHOOL OF HEALTH           |              | 2        |          |                  | 2     |
| WHOLE CHILD PEDIATRICS                                |              |          | 2        | 100%             | 2     |
| UF HEALTH PATHOLOGY LABORATORIES                      |              |          | 2        | 100%             | 2     |
| MINUTECLINIC DIAG OF IND LLC #1138                    |              | 1        | 1        | 50%              | 2     |
| Lake Charles Healthcare LLC dba Landmark Lake Charles |              |          | 2        | 100%             | 2     |
| SUPER HEALTH PHARMACY LLC                             |              | 2        |          |                  | 2     |
| CATHOLIC HEALTH LABORATORY SERVICES                   |              | 2        |          |                  | 2     |
| OAKBRIDGE TERRACE AT SAE                              |              |          | 2        | 100%             | 2     |
| SOUTHEAST GEORGIA HEALTH SYSTEM, INC D                |              | 2        |          |                  | 2     |

# COVID-19: testing by laboratory

Data through Feb 5, 2021 verified as of Feb 6, 2021 at 09:25 AM

Data in this report are provisional and subject to change.

The numbers in the table below represent the number of Florida and non-Florida residents for whom test results were received by the Department of Health. A person can be tested by more than one laboratory and can have both positive and negative results. **Therefore, the sum of the numbers in each column will be larger than the total number of people tested.**

| Reporting lab   | Inconclusive | Negative | Positive | Percent positive | Total |
|---|--------------|----------|----------|------------------|-------|
| NEW GEN LABS  |              |          | 2        | 100%             | 2     |
| Kennedy University Hospital -Wash Twp L                       |              | 2        |          |                  | 2     |
| PARKWAY DRUGS OF ONEIDA COUNTY NORTH I                        |              | 1        | 1        | 50%              | 2     |
| NOVA SOUTHEASTERN UNIVERSITY - STUDENT MEDICAL CTR            |              |          | 2        | 100%             | 2     |
| BAYMEADOWS PRIMARY CARE                                       |              | 2        |          |                  | 2     |
| SUNNYSIDE MANOR   |              | 2        |          |                  | 2     |
| WILSON MEMORIAL HOSPITAL                                      |              |          | 2        | 100%             | 2     |
| MEDICAL CENTER LABORATORY                                     |              |          | 2        | 100%             | 2     |
| MINUTECLINIC DIAGNOSTIC OF PA LLC                             |              | 2        |          |                  | 2     |
| SPRINGS MEDICAL LAB   |              | 1        | 1        | 50%              | 2     |
| NEIGHBORCARE PHARMACY SERVICES                                |              | 2        |          |                  | 2     |
| JORDAN VALLEY MEDICAL CENTER                                  |              |          | 2        | 100%             | 2     |
| DEKALB MEDICAL CENTER LABORATORY                              |              |          | 2        | 100%             | 2     |
| FLORIDA KEYS PED & ADOLES CTR                                 |              |          | 2        | 100%             | 2     |
| University Center East  |              |          | 2        | 100%             | 2     |
| CVS PA10034POCT PITTSBURGH                                    |              | 2        |          |                  | 2     |
| Alden Des Plaines   |              |          | 2        | 100%             | 2     |
| TULANE MEDICAL CENTER   |              |          | 2        | 100%             | 2     |
| PARKLAND HEALTH & HOSPITAL                                    |              |          | 2        | 100%             | 2     |
| ARCPPOINT LABS OF ALTAMONTE SPRINGS                           |              |          | 2        | 100%             | 2     |
| MEDEXPRESS URGENT CARE-WILKINS TOWNSHIP, WILLIAM PENN HIGHWAY |              | 2        |          |                  | 2     |
| ADVICE FOR OPTIMAL WELLNESS                                   |              |          | 2        | 100%             | 2     |
| TEXAS REGIONAL ASTHMA & ALLERGY CENTER                        |              |          | 2        | 100%             | 2     |
| LACORP  |              | 1        | 1        | 50%              | 2     |
| Holiday Retirement Home                                       |              |          | 2        | 100%             | 2     |
| SOUTH TAMPA AFTER HOURS CLINIC                                |              |          | 2        | 100%             | 2     |
| CVS MD2956POCT NEW MARKET                                     |              | 1        | 1        | 50%              | 2     |
| CORNERSTONE MEDICAL CARE OF BRANDON                           |              | 2        |          |                  | 2     |
| PROVIDENCE LABORATORY SERVICES                                |              | 2        |          |                  | 2     |
| BELLIN HOSPITAL   |              |          | 2        | 100%             | 2     |
| EXPRESSCARE URGENT CARE CENTER                                |              |          | 2        | 100%             | 2     |
| TWELVE OAKS RECOVERY CENTER                                   |              |          | 2        | 100%             | 2     |
| MEDLOGIC, LLC   |              | 2        |          |                  | 2     |
| MINUTECLINIC DIAGNOSTIC PA #7110                              |              | 2        |          |                  | 2     |
| NEW YORK STATE DEPARTMENT OF HEALTH                           |              | 1        | 1        | 50%              | 2     |
| 45TH 1  |              | 2        |          |                  | 2     |
| CVS IL3163POCT OAK PARK                                       |              | 2        |          |                  | 2     |
| SOUTHSIDE FAMILY MEDICAL                                      |              | 2        |          |                  | 2     |
| CARE 365  |              |          | 2        | 100%             | 2     |
| CVS SC2497POCT LEXINGTON                                      |              | 2        |          |                  | 2     |
| PALM BEACH DIABETES & ENDOCRINE SPECIALISTS PA                |              |          | 2        | 100%             | 2     |
| Kroger 853 - The Little Clinic East Broad Street              |              | 2        |          |                  | 2     |
| BFT LAB   |              |          | 2        | 100%             | 2     |
| FLORIDA DEPARTMENT OF HEALTH IN LEE COUNTY                    |              | 1        | 1        | 50%              | 2     |
| MINUTE CLINIC LLC #10203                                      |              | 2        |          |                  | 2     |
| MINUTECLINIC #2797  |              | 2        |          |                  | 2     |
| HEALGEN SCIENTIFIC  |              |          | 2        | 100%             | 2     |



# COVID-19: testing by laboratory

Data through Feb 5, 2021 verified as of Feb 6, 2021 at 09:25 AM

Data in this report are provisional and subject to change.

The numbers in the table below represent the number of Florida and non-Florida residents for whom test results were received by the Department of Health. A person can be tested by more than one laboratory and can have both positive and negative results. **Therefore, the sum of the numbers in each column will be larger than the total number of people tested.**

| Reporting lab                                   | Inconclusive | Negative | Positive | Percent positive | Total |
|---|--------------|----------|----------|------------------|-------|
| QUALITY LABORATORY SERVICE                      |              | 2        |          |                  | 2     |
| CARE NOW DENTON                                 |              |          | 2        | 100%             | 2     |
| UNIVERSITY OF MIAMI SCCC RESEARCH LABORATORY    |              |          | 2        | 100%             | 2     |
| GRACE HEALTHCARE OF LAKE WALES                  |              | 1        | 1        | 50%              | 2     |
| ACCESS CARE MEDICAL GROUP LLC                   |              | 2        |          |                  | 2     |
| ARTHREX MEDICAL CENTER EAST                     |              |          | 2        | 100%             | 2     |
| MID - FLORIDA PATHOLOGY LLC                     |              | 1        | 1        | 50%              | 2     |
| MARQUESA MEDICAL                                |              | 2        |          |                  | 2     |
| OPP HEALTH AND REHABILITATION                   |              | 2        |          |                  | 2     |
| RCA LABORATORY SERVICES LLC                     |              |          | 2        | 100%             | 2     |
| NEMOURS CHILDRENS PRIMARY CARE                  |              |          | 2        | 100%             | 2     |
| GEISINGER MEDICAL CENTER                        |              | 2        |          |                  | 2     |
| CRUC CMCH-COVID-19                              |              | 2        |          |                  | 2     |
| THE HOSPITAL OF PROVIDENCE EMERGENCY ROOM       |              |          | 2        | 100%             | 2     |
| CVS MO5724POCT KANSAS CITY                      |              | 2        |          |                  | 2     |
| Good Samaritan Society-Blackduck                |              | 1        | 1        | 50%              | 2     |
| PLASMA MED RESEARCH DBA                         |              | 2        |          |                  | 2     |
| Walgreens #10207                                |              | 2        |          |                  | 2     |
| GINKGO-IXLAYER                                  |              | 2        |          |                  | 2     |
| ACKERMAN CANCER CENTER                          |              | 2        |          |                  | 2     |
| First Care Living Center/Essentia Health        |              |          | 2        | 100%             | 2     |
| CEDARS-SINAI MEDICAL CENTER                     |              |          | 2        | 100%             | 2     |
| ST. JOSEPH REGIONAL MEDICAL CENTER              |              |          | 2        | 100%             | 2     |
| GULF COAST IMMEDIATE CARE CENTER                |              | 1        | 1        | 50%              | 2     |
| FLORIDA MEDICAL CLINIC RADIOLOGY DALE MABRY     |              | 2        |          |                  | 2     |
| ONE MEDICAL GROUP                               |              | 1        | 1        | 50%              | 2     |
| CONWAY MEDICAL CENTER                           |              |          | 2        | 100%             | 2     |
| UT PATH   |              |          | 2        | 100%             | 2     |
| ADVENTHEALTH MEDICAL GROUP PEDIATRICS AT APOPKA |              | 2        |          |                  | 2     |
| U OF MIAMI MILLER SCHOOL OF MEDICINE            |              |          | 2        | 100%             | 2     |
| UW HOSPITAL AND CLINICS                         |              | 1        | 1        | 50%              | 2     |
| MINUTECLINIC DIAG OF IND, LLC #8645             |              | 2        |          |                  | 2     |
| NEW YORK PSYCHIATRIC INSTITUTE                  |              | 2        |          |                  | 2     |
| WARD MEMORIAL HOSPITAL                          |              | 2        |          |                  | 2     |
| NEMOURS CHILDREN'S URGEN CARE                   |              |          | 2        | 100%             | 2     |
| CVS MINUTE CLINIC DIAGNOSTIC MED GRP            |              | 2        |          |                  | 2     |
| MID-FLORIDA PATHOLOGY LLC - MOBILE UNIT # 3     |              |          | 2        | 100%             | 2     |
| PINARD HOME HEALTH SERVICES INC                 |              |          | 2        | 100%             | 2     |
| MARCO ISLAND HOSPITAL INC D/B/A                 |              | 1        | 1        | 50%              | 2     |
| SMITH NORTHVIEW HOSPITAL LAB                    |              |          | 2        | 100%             | 2     |
| UNIVERSITY OF MARYLAND MEDICAL CENTER           |              |          | 2        | 100%             | 2     |
| ONTARIO COUNTY PUBLIC HEALTH                    |              | 2        |          |                  | 2     |
| INTERNAL MEDICINE ASSOCIATES-DUNELLON           |              |          | 2        | 100%             | 2     |
| UNIVERISTY OF MEMPHIS ATHLETIC TRAINI           |              | 2        |          |                  | 2     |
| CVS NC2313POCT RALEIGH                          |              | 2        |          |                  | 2     |
| UT AUSTIN UNIVERSITY HEALTH SERVICES            |              |          | 2        | 100%             | 2     |
| OUR LADY OF THE LAKE REGIONAL MEDICAL CENTER    |              |          | 2        | 100%             | 2     |

# COVID-19: testing by laboratory

Data through Feb 5, 2021 verified as of Feb 6, 2021 at 09:25 AM

Data in this report are provisional and subject to change.

The numbers in the table below represent the number of Florida and non-Florida residents for whom test results were received by the Department of Health. A person can be tested by more than one laboratory and can have both positive and negative results. **Therefore, the sum of the numbers in each column will be larger than the total number of people tested.**

| Reporting lab   | Inconclusive | Negative | Positive | Percent positive | Total |
|---|--------------|----------|----------|------------------|-------|
| Kroger 745 - The Little Clinic Somerset                   |              | 2        |          |                  | 2     |
| LIFETIME FAMILY URGENT CARE                               |              |          | 2        | 100%             | 2     |
| BOND COMMUNITY HEALTH CENTER                              |              |          | 2        | 100%             | 2     |
| ADVENTHEALTH IMAGING PARTIN SETTLEMENT                    |              |          | 2        | 100%             | 2     |
| Delaware Court Healthcare Center                          |              | 2        |          |                  | 2     |
| VIRGINIA DEPT OF HEALTH OFFICE OF EPIDEMIOLOGY            |              |          | 2        | 100%             | 2     |
| ACCESS LABORATORIES LLC                                   |              |          | 2        | 100%             | 2     |
| MINUTECLINIC, LLC #05891                                  |              | 1        | 1        | 50%              | 2     |
| MEDEXPRESS URGENT CARE, HERMITAGE                         |              | 1        | 1        | 50%              | 2     |
| CVS MINUTE CLINIC DIAGNOSTIC OF TN #3293                  |              | 2        |          |                  | 2     |
| MINUTECLINIC DIAGNOSTICS OF IND LLC                       |              | 1        | 1        | 50%              | 2     |
| SOUTH BEND MEDICAL FOUNDATION                             |              |          | 2        | 100%             | 2     |
| Huntington Health Care and Rehabilitation Center          |              | 2        |          |                  | 2     |
| MINUTECLINIC MINUTECLINIC #921                            |              | 2        |          |                  | 2     |
| AIRPORT CLINIC  |              |          | 2        | 100%             | 2     |
| CHESTERFIELD HEALTHCARE GROUP, INC                        |              | 2        |          |                  | 2     |
| MEDEXPRESS URGENT CARE-SELINSGROVE                        |              | 2        |          |                  | 2     |
| BROOKDALE ALTAMONTE SPRINGS                               |              |          | 2        | 100%             | 2     |
| CREATIVE HEALTH CENTER                                    |              |          | 2        | 100%             | 2     |
| Jackson Health Care Facility                              |              |          | 2        | 100%             | 2     |
| MEMORIAL SLOAN KETTERING CANCER CENTER                    |              | 1        | 1        | 50%              | 2     |
| PHYSICIANS CARE INC                                       |              | 1        | 1        | 50%              | 2     |
| INTEGRITY CLINICAL RESEARCH CENTER INC                    |              | 1        | 1        | 50%              | 2     |
| CVS HEALTH, #2043   |              | 2        |          |                  | 2     |
| STUDENT HEALTH SERVICES                                   |              |          | 2        | 100%             | 2     |
| MID-FLORIDA HEMATOLOGY AND ONCOLOGY CENTERS               |              | 2        |          |                  | 2     |
| LEHIGH MEDICAL AND RESEARCH CENTER, INC                   |              |          | 2        | 100%             | 2     |
| MORRISTOWN MEMORIAL HOSPITAL                              |              | 2        |          |                  | 2     |
| ANDERSON COUNTY HOSPITAL                                  |              |          | 2        | 100%             | 2     |
| SOUTH DAKOTA DEPARTMENT OF HEALTH                         |              | 2        |          |                  | 2     |
| FLAGLER PROFESSIONAL HEALTH CAE SERVICES INC              |              | 2        |          |                  | 2     |
| MASSACHUSETTS DEPARTMENT OF HEALTH                        |              |          | 2        | 100%             | 2     |
| FKC AMELIA ISLAND DIALYSIS                                |              |          | 2        | 100%             | 2     |
| MARCO ISLAND MEDICAL CENTER                               |              |          | 2        | 100%             | 2     |
| BAYSIDE URGENT CARE CENTER INC                            |              |          | 2        | 100%             | 2     |
| CVS AZ9290POCT PHOENIX                                    |              | 2        |          |                  | 2     |
| MARTHA A PRICE MD PA                                      |              | 1        | 1        | 50%              | 2     |
| LAKEVIEW HEALTHCARE SYSTEM LLC                            |              |          | 2        | 100%             | 2     |
| JUPITER INTERNAL MEDICINE AND ASSOCIATES                  |              |          | 2        | 100%             | 2     |
| Kroger 619 - The Little Clinic Hendersonville Indian Lake |              | 2        |          |                  | 2     |
| NAVAL MEDICAL CENTER                                      |              |          | 2        | 100%             | 2     |
| MINUTECLINIC DIAGNOSTIC OF TEXAS, LLC #7435               |              | 2        |          |                  | 2     |
| Robert Cranfield  |              |          | 2        | 100%             | 2     |
| BENEVA LAKES ASSISTED LIVING CENTER                       |              |          | 2        | 100%             | 2     |
| AdventHealth Care Center Orlando North                    |              |          | 2        | 100%             | 2     |
| SARASOTA MEMORIAL MEDICAL URGENT CARE CENTER              |              |          | 2        | 100%             | 2     |
| VETERANS AFFAIRS MEDICAL CENTER - GREATER LOS ANGELES     |              |          | 2        | 100%             | 2     |

# COVID-19: testing by laboratory

Data through Feb 5, 2021 verified as of Feb 6, 2021 at 09:25 AM

Data in this report are provisional and subject to change.

The numbers in the table below represent the number of Florida and non-Florida residents for whom test results were received by the Department of Health. A person can be tested by more than one laboratory and can have both positive and negative results. **Therefore, the sum of the numbers in each column will be larger than the total number of people tested.**

| Reporting lab  | Inconclusive | Negative | Positive | Percent positive | Total |
|--|--------------|----------|----------|------------------|-------|
| MD NOW URGENT CARE MEDICAL CENTERS INC                                 |              |          | 2        | 100%             | 2     |
| Manorcare Health Services West Reading North                           |              | 2        |          |                  | 2     |
| MEDEXPRESS URGENT CARE-BLOOMFIELD AVEN                                 |              | 2        |          |                  | 2     |
| DOCTOR'S IN-HOUSE LAB/COMMUNITY HEALTH CENTERS OF PINELLAS - JOHNNIE R |              |          | 2        | 100%             | 2     |
| BAYCARE LABORATORIES   |              |          | 2        | 100%             | 2     |
| ORLANDO FAMILY PHYSICIANS INC  |              |          | 2        | 100%             | 2     |
| BRANDYWYNE HEALTH CARE CENTER  |              |          | 2        | 100%             | 2     |
| INFINITI LABS INC  |              |          | 2        | 100%             | 2     |
| HANOVER ENDOSCOPY CENTER   |              | 2        |          |                  | 2     |
| REGIONAL MEDICAL CENTER BAYONET POINT                                  |              |          | 2        | 100%             | 2     |
| ASCENSION ST VINCENT'S RIVERSIDE                                       |              |          | 2        | 100%             | 2     |
| SMH PHYSICIAN SERVICES INC   |              | 2        |          |                  | 2     |
| BIRMINGHAM INTERNAL MEDICINE ASSOCIATE                                 |              | 1        | 1        | 50%              | 2     |
| SPECIALTY LABORATORIES   |              |          | 2        | 100%             | 2     |
| MINUTECLINIC, LLC #09202   |              | 1        | 1        | 50%              | 2     |
| New Jersey Aim At Smg  |              | 2        |          |                  | 2     |
| MEDEXPRESS URGENT CARE - WEXFORD                                       |              | 2        |          |                  | 2     |
| Georgiana Health and Rehabilitation, LLC                               |              | 2        |          |                  | 2     |
| MEDEXPRESS URGENT CARE-MT PLEASANT                                     |              | 1        | 1        | 50%              | 2     |
| WISE HEALTH SYSTEM   |              | 1        | 1        | 50%              | 2     |
| CONCENTRA - PLANT CITY   |              | 2        |          |                  | 2     |
| Hartwell Health and Rehabilitation                                     |              | 2        |          |                  | 2     |
| HOLY TRINITY PHARMACY LLC  |              | 2        |          |                  | 2     |
| MEDEXPRESS URGENT CARE NORWIN  |              | 2        |          |                  | 2     |
| CVS TN7698POCT KNOXVILLE   |              | 2        |          |                  | 2     |
| HAMILTON COUNTY HEALTH DEPARTMENT                                      |              | 2        |          |                  | 2     |
| VALLEY BAPTIST MEDICAL CENTER: BROWNSVILLE                             |              |          | 2        | 100%             | 2     |
| HENDRY/GLADES COUNTY HEALTH DEPARTMENT                                 |              | 2        |          |                  | 2     |
| LEE MEMORIAL HEALTH SYSTEM D/B/A                                       |              |          | 2        | 100%             | 2     |
| LAKE BALDWIN   |              |          | 2        | 100%             | 2     |
| IN AND OUT URGENT CARE   |              |          | 2        | 100%             | 2     |
| PICHARDO CLINIC, THE   |              |          | 2        | 100%             | 2     |
| LABRADOR PRIMARY CARE CENTER   |              |          | 2        | 100%             | 2     |
| BIOMAT USA   |              |          | 2        | 100%             | 2     |
| PEDIATRICS IN NORTH FLORIDA PA   |              |          | 2        | 100%             | 2     |
| JOHNNIE RUTH CLARKE LAB  |              |          | 2        | 100%             | 2     |
| ADVANTA ANALYTICAL LABORATORIES  |              |          | 2        | 100%             | 2     |
| STARMED FAMILY & URGENT CARE   |              |          | 2        | 100%             | 2     |
| SPRING HILL REGIONAL HOSPITAL  |              |          | 2        | 100%             | 2     |
| SYNEOS HEALTH  |              |          | 2        | 100%             | 2     |
| Kroger 096 - The Little Clinic Orchard and Holly                       |              | 2        |          |                  | 2     |
| ADVENTHEALTH MEDICAL GROUP INTERNAL MEDICINE AT                        |              |          | 2        | 100%             | 2     |
| FASTCARE LLC   |              |          | 2        | 100%             | 2     |
| John Knox Manor Inc II   |              | 1        | 1        | 50%              | 2     |
| PEACE RIVER MEDICAL CENTER   |              | 2        |          |                  | 2     |
| MANATEE MEMORIAL HOSPITAL CLINICAL LABORATORY                          |              |          | 2        | 100%             | 2     |
| NATIONWIDE LABORATORY SERVICES   |              | 1        | 1        | 50%              | 2     |

# COVID-19: testing by laboratory

Data through Feb 5, 2021 verified as of Feb 6, 2021 at 09:25 AM

Data in this report are provisional and subject to change.

The numbers in the table below represent the number of Florida and non-Florida residents for whom test results were received by the Department of Health. A person can be tested by more than one laboratory and can have both positive and negative results. **Therefore, the sum of the numbers in each column will be larger than the total number of people tested.**

| Reporting lab  | Inconclusive | Negative | Positive | Percent positive | Total |
|--|--------------|----------|----------|------------------|-------|
| SUNBRIDGE CARE & REHAB FOR DECATUR                   |              | 2        |          |                  | 2     |
| LEGACY ER & URGENT CARE - FRISCO WEST                |              |          | 2        | 100%             | 2     |
| WINKLER COURT☐                                       |              | 1        | 1        | 50%              | 2     |
| Luther Acres Manor                                   |              | 2        |          |                  | 2     |
| MALABAR FAMILY PRACTICE                              |              | 1        | 1        | 50%              | 2     |
| Kroger 739 - The Little Clinic La Grange Road        |              | 2        |          |                  | 2     |
| CLINICAL ASSOCIATES OF ORLANDO LLC                   |              | 2        |          |                  | 2     |
| CVS HEALTH, #1994                                    |              | 1        | 1        | 50%              | 2     |
| Heartland Healthcare Center Boca Raton               |              |          | 2        | 100%             | 2     |
| EASTLAKE MEDICAL CENTER                              |              | 2        |          |                  | 2     |
| PRECISION DIAGNOSTIC INC                             |              | 2        |          |                  | 2     |
| MINUTECLINIC, LLC #07852                             |              | 2        |          |                  | 2     |
| URGENT CARE AND SURGERY CENTER                       |              |          | 2        | 100%             | 2     |
| CVS MD1881POCT DUNKIRK                               |              | 2        |          |                  | 2     |
| HOPE HEALTH CARE, LLC                                |              | 2        |          |                  | 2     |
| TMH EC NORTHEAST LABORATORY                          |              |          | 2        | 100%             | 2     |
| NORTON IMMEDIATE CARE CENTER - PRESTON               |              |          | 2        | 100%             | 2     |
| ORLANDO LUTHERAN TOWERS                              |              | 1        | 1        | 50%              | 2     |
| CVS IL8751POCT CHICAGO                               |              | 2        |          |                  | 2     |
| LEXINGTON PLACE                                      |              |          | 2        | 100%             | 2     |
| VELOCITY URGENT CARE                                 |              |          | 2        | 100%             | 2     |
| DOCTOR 4 U CLINIC                                    |              |          | 2        | 100%             | 2     |
| Walgreens #12427                                     |              | 1        | 1        | 50%              | 2     |
| MERCY CONVENIENT CARE                                |              |          | 2        | 100%             | 2     |
| OLEAN GENERAL HOSPITAL                               |              | 2        |          |                  | 2     |
| MINUTE CLINIC DIAGNOSTIC OF VIRGINIA, LLC #1905      |              | 2        |          |                  | 2     |
| MINUTECLINIC DIAGNOSTIC PA #3344                     |              | 2        |          |                  | 2     |
| MEDEXPRESS URGENT CARE - OMAHA N 72 ST               |              | 2        |          |                  | 2     |
| CVS MO4850POCT SPRINGFIELD                           |              | 2        |          |                  | 2     |
| SARASOTA IMMEDIATE CARE                              |              |          | 2        | 100%             | 2     |
| STUART SURGERY CENTER, LLC                           |              |          | 2        | 100%             | 2     |
| PANCARE HEALTH - SNEADS ELEMENTARY                   |              |          | 2        | 100%             | 2     |
| CARE NOW, INC  |              |          | 2        | 100%             | 2     |
| HARBORCHASE OF GAINESVILLE                           |              |          | 2        | 100%             | 2     |
| HALIFAX HEALTH CARE FOR WOMEN                        |              | 2        |          |                  | 2     |
| INTEGRATED REGIONAL LABS                             |              |          | 2        | 100%             | 2     |
| LEE MEMORIAL HOSPITAL BLOOD GAS LAB                  |              |          | 2        | 100%             | 2     |
| TALLAHASSEE MEMORIAL HEALTHCARE FAMILY MED RESIDENCY |              |          | 2        | 100%             | 2     |
| CVS GA5637POCT VILLA RICA                            |              | 2        |          |                  | 2     |
| MEDEXPRESS URGEN CARE - EAST BRUNSWICK               |              | 2        |          |                  | 2     |
| MINUTECLINIC DIAG OF IND, LLC #5369                  |              | 1        | 1        | 50%              | 2     |
| VITAL CARE CLINIC, LLC                               |              |          | 2        | 100%             | 2     |
| EMORY UNIVERSITY HOSPITAL                            |              |          | 2        | 100%             | 2     |
| BRIGHAM AND WOMEN'S HOSPITAL                         |              |          | 2        | 100%             | 2     |
| MEDEXPRESS URGENT CARE - FORT SMITH                  |              | 2        |          |                  | 2     |
| ACN PHYSICIANS GROUP CORP                            |              |          | 2        | 100%             | 2     |
| Kroger 125 - The Little Clinic Castle Rock           |              | 2        |          |                  | 2     |

# COVID-19: testing by laboratory

Data through Feb 5, 2021 verified as of Feb 6, 2021 at 09:25 AM

Data in this report are provisional and subject to change.

The numbers in the table below represent the number of Florida and non-Florida residents for whom test results were received by the Department of Health. A person can be tested by more than one laboratory and can have both positive and negative results. **Therefore, the sum of the numbers in each column will be larger than the total number of people tested.**

| Reporting lab  | Inconclusive | Negative | Positive | Percent positive | Total |
|--|--------------|----------|----------|------------------|-------|
| PruittHealth Lakehaven                                       |              | 2        |          |                  | 2     |
| CENTRAL FLORIDA FAMILY HEALTH CENTER                         |              | 2        |          |                  | 2     |
| WINCHESTER MEDICAL CENTER                                    |              |          | 2        | 100%             | 2     |
| WE CARE HOME HEALTH SOLUTIONS LLC                            |              |          | 2        | 100%             | 2     |
| PROSPECT URGENT CARE   |              |          | 2        | 100%             | 2     |
| JRS LABORATORY   |              |          | 2        | 100%             | 2     |
| EXPRESS CARE WALK-IN CLINIC                                  |              |          | 2        | 100%             | 2     |
| CVS MINUTE CLINIC DIAGNOSTIC OF KANSAS, PA                   |              | 2        |          |                  | 2     |
| FLORIDA PRIMARY CARE CENTER PA                               |              | 2        |          |                  | 2     |
| SOUTH FLORIDA PEDIATRIC PARTNERS                             |              |          | 2        | 100%             | 2     |
| JOHN D. ARCHBOLD MEM. HOSPITAL                               |              |          | 2        | 100%             | 2     |
| MINUTECLINIC MINUTECLINIC #4978                              |              | 1        | 1        | 50%              | 2     |
| LEE PHYSICIAN GROUP  |              | 1        | 1        | 50%              | 2     |
| HAWAII DEPARTMENT OF HEALTH                                  |              |          | 2        | 100%             | 2     |
| PRECISION CLINICAL RESEARCH                                  |              |          | 2        | 100%             | 2     |
| MIDWAY SPECIALTY CARE RX LLC                                 |              |          | 2        | 100%             | 2     |
| WISCONSIN STATE LABORATORY OF HYGIENE                        |              | 1        | 1        | 50%              | 2     |
| COVANCE  |              |          | 2        | 100%             | 2     |
| GOLDSTEIN  |              |          | 2        | 100%             | 2     |
| MINUTECLINIC DIAGNOSTIC OF NORTH CARO                        |              | 2        |          |                  | 2     |
| SUPERIOR RESIDENCES OF CLERMONT                              |              | 2        |          |                  | 2     |
| AMEDISYS HOME HEALTH OF GREENVILLE                           |              |          | 2        | 100%             | 2     |
| VILLA HEALTH NH LLC  |              |          | 2        | 100%             | 2     |
| PATIENT FIRST MEDICAL CENTER-CARYTOWN                        |              |          | 2        | 100%             | 2     |
| MAWD PATHOLOGY GROUP   |              |          | 2        | 100%             | 2     |
| CVS PA2688POCT COLLEGEVILLE                                  |              | 2        |          |                  | 2     |
| BAYCARE OUTREACH LAB   |              |          | 2        | 100%             | 2     |
| SCIENTIFIC LABORATORY COMPANY                                |              | 2        |          |                  | 2     |
| ASSOCIATES IN UROGYNECOLOGY MD LLC                           |              | 2        |          |                  | 2     |
| CABELL HUNTINGTON HOSPITAL CLINICAL LAB                      |              |          | 2        | 100%             | 2     |
| CHNJ   |              | 2        |          |                  | 2     |
| Macon Valley Nursing and Rehabilitation Center               |              | 2        |          |                  | 2     |
| CPL LABS   |              |          | 2        | 100%             | 2     |
| DEPT OF HEALTH   |              |          | 2        | 100%             | 2     |
| MAJESTIC GUARDIANS   |              |          | 2        | 100%             | 2     |
| BD MEDICAL SYSTEMS   |              |          | 2        | 100%             | 2     |
| MINUTECLINIC, LLC (CLINIC 10928)                             |              | 2        |          |                  | 2     |
| CLEVELAND CLINIC FLORIDA LABORATORY                          |              |          | 2        | 100%             | 2     |
| GULF COAST MEDICAL CENTER RESPIRATORY CARE                   |              |          | 2        | 100%             | 2     |
| SOUTHERN SURGICAL ARTS                                       |              | 2        |          |                  | 2     |
| A+ URGENT/PRIMARY CARE                                       |              |          | 2        | 100%             | 2     |
| CLINICAL PATHOLOGY LABORATORIES                              |              |          | 2        | 100%             | 2     |
| DALLAS VA MEDICAL CENTER - VA NORTH TEXAS HEALTH CARE SYSTEM |              |          | 2        | 100%             | 2     |
| MINUTECLINIC DIAGNOSTIC OF OHIO #6147                        |              | 1        | 1        | 50%              | 2     |
| SIGNATURE HEALTHCARE OF MIDDLEBURG                           |              | 2        |          |                  | 2     |
| CVS CA8850POCT HUNTINGTON BEACH                              |              | 1        | 1        | 50%              | 2     |
| MEDEXPRESS URGENT CARE - SPRINGDALE, S 40TH STREET           |              | 2        |          |                  | 2     |



# COVID-19: testing by laboratory

Data through Feb 5, 2021 verified as of Feb 6, 2021 at 09:25 AM

Data in this report are provisional and subject to change.

The numbers in the table below represent the number of Florida and non-Florida residents for whom test results were received by the Department of Health. A person can be tested by more than one laboratory and can have both positive and negative results. **Therefore, the sum of the numbers in each column will be larger than the total number of people tested.**

| Reporting lab   | Inconclusive | Negative | Positive | Percent positive | Total |
|---|--------------|----------|----------|------------------|-------|
| HOLY FAMILY MEDICAL CENTER                            |              | 1        | 1        | 50%              | 2     |
| MEDEXPRESS URGENT CARE-SALINA, S 9TH ST               |              | 2        |          |                  | 2     |
| FLORIDA DEPARTMENT OF HEALTH (FDOH)                   |              |          | 2        | 100%             | 2     |
| HARRINGTON PARK HEALTH AND REHAB                      |              | 2        |          |                  | 2     |
| MINUTECLINIC DIAGNOSTIC MEDICAL                       |              | 2        |          |                  | 2     |
| BOSTON PUBLIC HEALTH COMMISSION                       |              |          | 2        | 100%             | 2     |
| CVS TX10140POCT THE WOODLANDS                         |              | 2        |          |                  | 2     |
| RIVERSIDE METHODIST HOSPITAL LAB                      |              |          | 2        | 100%             | 2     |
| PALM BAY COMMUNITY OUTPATIENT CLINIC                  |              | 2        |          |                  | 2     |
| MAYO CLINIC GROUP PRACTICE LABORATORY                 |              |          | 2        | 100%             | 2     |
| Lakeside Oaks Care Center                             |              |          | 2        | 100%             | 2     |
| WINDSOR AT OCALA                                      |              | 1        | 1        | 50%              | 2     |
| JACKSON LABORATORY OF GENOMIC MEDICINE                |              | 2        |          |                  | 2     |
| MILFORD REGIONAL HOSPITAL                             |              |          | 2        | 100%             | 2     |
| UTMB PATHOLOGY CLINICAL SERVICES LABORATORY           |              |          | 2        | 100%             | 2     |
| UWMC MONTLAKE DEPT OF LAB MED                         |              |          | 2        | 100%             | 2     |
| GOLDMAN SACHS HEALTH CENTER                           |              | 2        |          |                  | 2     |
| Kroger 388 - The Little Clinic Braelinn Village       |              | 2        |          |                  | 2     |
| INTERMOUNTAIN MEDICAL CENTER                          |              |          | 2        | 100%             | 2     |
| ADVENTIST HINSDALE HOSPITAL LABORATORY                |              |          | 2        | 100%             | 2     |
| PEACEHEALTH CENTRAL                                   |              | 2        |          |                  | 2     |
| DELRAY BEACH HEALTH DEPT LAB                          |              |          | 2        | 100%             | 2     |
| CVS IL1170POCT JOLIET                                 |              | 2        |          |                  | 2     |
| Medilodge of Montrose                                 |              | 2        |          |                  | 2     |
| CARTER BLOOD CARE                                     |              |          | 2        | 100%             | 2     |
| 87TH MEDICAL GROUP – MCGUIRE AMBULATORY CARE FACILITY |              | 2        |          |                  | 2     |
| CVS TX1104POCT ALLEN                                  |              | 2        |          |                  | 2     |
| Iron County Medical Care Facility                     |              | 2        |          |                  | 2     |
| BRITO MEDICAL CENTER                                  |              |          | 2        | 100%             | 2     |
| MEDEXPRESS URGENT CARE - CEDAR KNOLLS                 |              | 2        |          |                  | 2     |
| DEER'S HEAD CENTER                                    |              | 2        |          |                  | 2     |
| MEMORIAL HERMANN                                      |              |          | 2        | 100%             | 2     |
| NDX-CORE LAB  |              |          | 2        | 100%             | 2     |
| WARE EXPRESS CARE                                     |              |          | 2        | 100%             | 2     |
| BERGEN COUNTY SURGICAL AND ENDOSCOPY CENTER           |              | 2        |          |                  | 2     |
| SACRED HEART HOSPITAL ON THE EMERALD                  |              |          | 2        | 100%             | 2     |
| US LABS   |              | 2        |          |                  | 2     |
| SUMMERFIELD RETIREMENT LIVING, INC                    |              |          | 2        | 100%             | 2     |
| NEMOURS CHILDREN'S URGENT CARE LAKE NONA              |              |          | 2        | 100%             | 2     |
| BIOHEALTH MEDICAL LAB INC                             |              |          | 2        | 100%             | 2     |
| BAPTIST HOSPITAL NURSING/PATIENT CARE                 |              |          | 2        | 100%             | 2     |
| SAFE PMC  |              | 2        |          |                  | 2     |
| PASSPORT HEALTH ORLANDO                               |              | 2        |          |                  | 2     |
| BAY CORRECTIONAL AND REHABILITATION FACILITY          |              |          | 2        | 100%             | 2     |
| NEW BRIDGE MEDICAL CENTER                             |              | 2        |          |                  | 2     |
| MOUNT SINAI AVENTURA DIAGNOSTIC CENTER                |              |          | 2        | 100%             | 2     |
| DASCENA LAB   |              |          | 2        | 100%             | 2     |

# COVID-19: testing by laboratory

Data through Feb 5, 2021 verified as of Feb 6, 2021 at 09:25 AM

Data in this report are provisional and subject to change.

The numbers in the table below represent the number of Florida and non-Florida residents for whom test results were received by the Department of Health. A person can be tested by more than one laboratory and can have both positive and negative results. **Therefore, the sum of the numbers in each column will be larger than the total number of people tested.**

| Reporting lab  | Inconclusive | Negative | Positive | Percent positive | Total |
|--|--------------|----------|----------|------------------|-------|
| QUEST DIAGNOSTICS CLINICAL LABORATORIES INC            |              | 2        |          |                  | 2     |
| BROOKS -TLC HOSPITAL SYSTEM                            |              |          | 2        | 100%             | 2     |
| Kroger 758 - The Little Clinic Providence              |              | 2        |          |                  | 2     |
| COOPER CLINIC  |              |          | 2        | 100%             | 2     |
| CVS PA1657POCT YORK                                    |              | 1        | 1        | 50%              | 2     |
| MINUTECLINIC, LLC #1452                                |              | 2        |          |                  | 2     |
| CHAPPEL GROUP RESEARCH, THE                            |              | 2        |          |                  | 2     |
| TRUSTBRIDGE  |              |          | 2        | 100%             | 2     |
| WHITESANDS OUTPATIENT TREATMENT                        |              | 2        |          |                  | 2     |
| PM PEDIATRICS OF BAYSIDE PLLC - HOPEWELL JUNCTION      |              | 2        |          |                  | 2     |
| ORMOND BEACH URGENT CARE                               |              |          | 2        | 100%             | 2     |
| POINTE AT NEW PORT PLACE,THE                           |              | 2        |          |                  | 2     |
| GENETIC ASSAYS INC                                     |              |          | 2        | 100%             | 2     |
| VAULT HEALTH   |              |          | 2        | 100%             | 2     |
| UNIVERSITY HEALTH SERVICES RIVER CAMPUS                |              | 2        |          |                  | 2     |
| GUIDANCE / CARE CENTER, INC                            |              | 2        |          |                  | 2     |
| UNIVERSITY COMMUNITY HEALTH SERVICES                   |              | 1        | 1        | 50%              | 2     |
| MOBILE COUNTY HEALTH DEPARTMENT                        |              | 1        | 1        | 50%              | 2     |
| CVS MO8581POCT BLUE SPRINGS                            |              | 1        | 1        | 50%              | 2     |
| INA  |              | 1        | 1        | 50%              | 2     |
| TRICORE REFERENCE LABORATORY                           |              | 1        | 1        | 50%              | 2     |
| MISSION HOSPITAL REGIONAL MEDICAL CENTER               |              |          | 2        | 100%             | 2     |
| BAPTIST HOSPITAL OF MIAMI MCI BROWARD LABORATORY       |              |          | 2        | 100%             | 2     |
| APC PEDIATRICS   |              |          | 2        | 100%             | 2     |
| DMC UNIVERSITY LABORATORIES                            |              | 1        | 1        | 50%              | 2     |
| CVS NJ2815POCT E BRUNSWICK                             |              | 2        |          |                  | 2     |
| POMERENE HOSPITAL                                      |              |          | 2        | 100%             | 2     |
| CHEROKEE COUNTY HEALTH AND REHAB CENTER                |              | 2        |          |                  | 2     |
| LEESBURG REGIONAL MEDICAL CENTER URGENT CARE           |              |          | 2        | 100%             | 2     |
| ATHENA CARE RESOURCES LLC                              |              | 2        |          |                  | 2     |
| THE EDGEWATER AND WATERMAN VILLAGE                     |              |          | 2        | 100%             | 2     |
| FLORIDA SCHOOL FOR THE DEAF & BLIND                    |              |          | 2        | 100%             | 2     |
| CVS NY549POCT RIDGEWOOD                                |              | 1        | 1        | 50%              | 2     |
| Timber Ridge Health Care Center                        |              |          | 2        | 100%             | 2     |
| HCR MANOR CARE SERVICES OF FLORIDA III INC             |              | 2        |          |                  | 2     |
| SUNSHINE PHARMACY                                      |              | 2        |          |                  | 2     |
| BAYLOR COLLEGE OF MEDICINE                             |              |          | 2        | 100%             | 2     |
| PM PEDIATRICS OF SELDEN, PLLC                          |              | 2        |          |                  | 2     |
| CLINICA HISPANIA                                       |              |          | 2        | 100%             | 2     |
| Kroger 448 - The Little Clinic Mason                   |              | 2        |          |                  | 2     |
| AMERICAN MEDICAL LABORATORIES                          |              |          | 2        | 100%             | 2     |
| STANFORD HEALTH CARE ANATOMIC PATHOLOGY & CLINICAL LAB |              |          | 2        | 100%             | 2     |
| ALL PEDIATRIC CARE PA                                  |              |          | 2        | 100%             | 2     |
| METHODIST MANSFIELD MEDICAL CENTER                     |              |          | 2        | 100%             | 2     |
| MINUTECLINIC DIAGNOSTIC OF SC, LLC #4                  |              | 2        |          |                  | 2     |
| WESTMINSTER SUNCOAST                                   |              |          | 2        | 100%             | 2     |
| FUTURE PEDIATRICS                                      |              | 1        | 1        | 50%              | 2     |

# COVID-19: testing by laboratory

Data through Feb 5, 2021 verified as of Feb 6, 2021 at 09:25 AM

Data in this report are provisional and subject to change.

The numbers in the table below represent the number of Florida and non-Florida residents for whom test results were received by the Department of Health. A person can be tested by more than one laboratory and can have both positive and negative results. **Therefore, the sum of the numbers in each column will be larger than the total number of people tested.**

| Reporting lab   | Inconclusive | Negative | Positive | Percent positive | Total |
|---|--------------|----------|----------|------------------|-------|
| GULF COAST REGIONAL MEDICAL CARE                          |              | 2        |          |                  | 2     |
| GILCHRIST COUNTY FIRE DEPARTMENT                          |              |          | 2        | 100%             | 2     |
| DUKE HEALTH REGIONAL HOSPITAL                             |              |          | 2        | 100%             | 2     |
| NORTHSIDE FAMILY MEDICINE AND URGENT CARE (EAST COBB)     |              | 2        |          |                  | 2     |
| UC CORAL GABLES   |              |          | 2        | 100%             | 2     |
| CVS M010151POCT SPRINGFIELD                               |              | 1        | 1        | 50%              | 2     |
| STEWART ST ELIZABETH MEDICAL CENTER                       |              |          | 2        | 100%             | 2     |
| SUNCOAST BLOOD BANK                                       |              |          | 2        | 100%             | 2     |
| Van Wert Manor  |              | 2        |          |                  | 2     |
| CALIFORNIA DIVISION OF COMMUNICABLE DISEASE CONTROL       |              |          | 2        | 100%             | 2     |
| CVS M08555POCT KANSAS CITY                                |              | 2        |          |                  | 2     |
| NLC LABS  |              |          | 2        | 100%             | 2     |
| MEDEXPRESS URGENT CARE - BROOKHAVEN                       |              | 2        |          |                  | 2     |
| LIFT HEALTH   |              | 2        |          |                  | 2     |
| HOUSTON HEALTH DEPARTMENT - BUREAU OF LABORATORY SERVICES |              |          | 2        | 100%             | 2     |
| THE CLUB AT BOYNTON BEACH, LLC                            |              |          | 2        | 100%             | 2     |
| COMPLETE HEALTH MEDICAL CENTER                            |              |          | 2        | 100%             | 2     |
| SIMMONS   |              |          | 2        | 100%             | 2     |
| SENDER RETREAT ADULT DAY CARE CENTERS                     |              |          | 2        | 100%             | 2     |
| NORTHWELL HEALTH  |              |          | 2        | 100%             | 2     |
| APPLECARE VALDOSTA  |              |          | 2        | 100%             | 2     |
| BAPTIST HOSPITAL EMPLOYEE HEALTH OFF                      |              |          | 2        | 100%             | 2     |
| BIONIC TECHNOLOGIES CORPORATION                           |              |          | 2        | 100%             | 2     |
| MINUTECLINIC DIAG OF IND, LLC #6908                       |              | 2        |          |                  | 2     |
| MERCY HEALTH LAB  |              | 1        | 1        | 50%              | 2     |
| MARTIN MEDICAL CENTER INC                                 |              | 1        | 1        | 50%              | 2     |
| CVS MD4371POCT OCEAN CITY                                 |              | 2        |          |                  | 2     |
| ACCESS MEDICAL GROUP OF FLORIDA CITY                      |              |          | 2        | 100%             | 2     |
| CENTRAL FLORIDA PRIMARY CARE                              |              |          | 2        | 100%             | 2     |
| CSS- TWELVE OAKS  |              |          | 2        | 100%             | 2     |
| ROPER HOSPITAL  |              |          | 2        | 100%             | 2     |
| CVS CT718POCT ANSONIA                                     |              | 2        |          |                  | 2     |
| MC DIAGNOSTIC OF CONNECTICUT, PC #114                     |              | 2        |          |                  | 2     |
| HEALTH FIRST MEDICAL GROUP                                |              |          | 2        | 100%             | 2     |
| Greystone Nursing and Rehab, LLC                          |              |          | 2        | 100%             | 2     |
| NEBRASKA MEDICAL CENTER                                   |              |          | 2        | 100%             | 2     |
| COASTAL MEDICAL LAB                                       |              |          | 2        | 100%             | 2     |
| Cedar Valley Nursing & Rehab Center                       |              | 2        |          |                  | 2     |
| CVS NJ862POCT MARLBORO                                    |              | 2        |          |                  | 2     |
| LAWRENCE GENERAL HOSPITAL                                 |              |          | 2        | 100%             | 2     |
| Iowa Veterans Home  |              | 2        |          |                  | 2     |
| WOMENS CARE FLORIDA LLC-LABORATORY                        |              | 2        |          |                  | 2     |
| Church Creek SNF  |              |          | 2        | 100%             | 2     |
| JUST BELIEVE RECOVERY CENTER                              |              |          | 2        | 100%             | 2     |
| CROSSROADS  |              |          | 2        | 100%             | 2     |
| DALLAS BAPTIST UNIVERSITY - HEALTH SERVICES               |              |          | 2        | 100%             | 2     |
| REELFOOT FAMILY WALK IN CLINIC - TIPT                     |              | 2        |          |                  | 2     |

# COVID-19: testing by laboratory

Data through Feb 5, 2021 verified as of Feb 6, 2021 at 09:25 AM

Data in this report are provisional and subject to change.

The numbers in the table below represent the number of Florida and non-Florida residents for whom test results were received by the Department of Health. A person can be tested by more than one laboratory and can have both positive and negative results. **Therefore, the sum of the numbers in each column will be larger than the total number of people tested.**

| Reporting lab                                      | Inconclusive | Negative | Positive | Percent positive | Total |
|--|--------------|----------|----------|------------------|-------|
| MEDEXPRESS URGENT CARE - LEDGEWOOD                 |              | 2        |          |                  | 2     |
| NAPHCARE INC                                       |              | 2        |          |                  | 2     |
| SOUTHERN TENNESSEE MEDICAL CENTER                  |              |          | 2        | 100%             | 2     |
| MOBILE HEALTH LABS LLC                             |              |          | 2        | 100%             | 2     |
| PM PEDIATRICS OF BAYSIDE, PLLC - MANHASSET         |              | 2        |          |                  | 2     |
| ADVANCED MEDICAL OF FLORIDA                        |              |          | 2        | 100%             | 2     |
| MEDEXPRESS URGENT CARE FOX CHAPEL                  |              | 2        |          |                  | 2     |
| GRAND VILLA OF MELBOURNE                           |              |          | 2        | 100%             | 2     |
| VALLEY MEDICAL LABORATORY                          |              |          | 2        | 100%             | 2     |
| KIVA AT MOUNT DORA                                 |              |          | 2        | 100%             | 2     |
| AFFORDABLE PRIMARY CARE LLC                        |              | 2        |          |                  | 2     |
| THE FOUNTAIN AT BOCA CIEGA BAY                     |              | 2        |          |                  | 2     |
| SHELL POINT HOME HEALTH                            |              |          | 2        | 100%             | 2     |
| Bedford Care Center of Hattiesburg                 |              | 2        |          |                  | 2     |
| MINIUTECLINIC DIAG OF IND, LLC #6553               |              | 2        |          |                  | 2     |
| OELWEIN HEALTH CARE CENTER                         |              | 2        |          |                  | 2     |
| TRINITAS REGIONAL MEDICAL CENTER                   |              | 1        | 1        | 50%              | 2     |
| AMI ST FRANCIS HOSPITAL LABORATORY                 |              | 1        | 1        | 50%              | 2     |
| VA PRIMARY CARE ANNEX                              |              |          | 2        | 100%             | 2     |
| AGILE URGENT CARE                                  |              |          | 2        | 100%             | 2     |
| KIDSWOOD PEDIATRICS CORP                           |              |          | 2        | 100%             | 2     |
| OSF ST JOSEPH MEDICAL CENTER                       |              |          | 2        | 100%             | 2     |
| CLEAR LAKE REGIONAL MEDICAL CENTER                 |              |          | 2        | 100%             | 2     |
| TEXAS HEALTH CARE                                  |              |          | 2        | 100%             | 2     |
| MEDEXPRESS URGENT CARE, LANCASTER WEST             |              | 1        | 1        | 50%              | 2     |
| BLACKWATER RIVER                                   |              |          | 2        | 100%             | 2     |
| MINUTE CLINIC DIAGNOSTIC OF KANSAS PA              |              | 2        |          |                  | 2     |
| MEDAILLE COLLEGE WELLNESS CENTER                   |              | 2        |          |                  | 2     |
| VA OUTPATIENT PHARMACY                             |              |          | 2        | 100%             | 2     |
| MEDEXPRESS URGENT CARE - LINCOLN N 26T             |              | 2        |          |                  | 2     |
| MEDEXPRESS URGENT CARE - WEST ST PAUL, ROBERT ST S |              | 2        |          |                  | 2     |
| CVS IN3975POCT JEFFERSONVILLE                      |              | 1        | 1        | 50%              | 2     |
| AFTER HOURS PEDS                                   |              |          | 2        | 100%             | 2     |
| FAMILY TREE PRIMARY CARE                           |              | 2        |          |                  | 2     |
| MANASOTA PEDIATRICS                                |              |          | 2        | 100%             | 2     |
| ADVANCED MEDICAL CARE                              |              |          | 2        | 100%             | 2     |
| MEMORIAL HOSPITAL OF SOUTH BEND                    |              |          | 2        | 100%             | 2     |
| CITRUS PARK  |              |          | 2        | 100%             | 2     |
| STATE OF FLORIDA                                   |              |          | 2        | 100%             | 2     |
| IMMERSION RESIDENTIAL LLC                          |              |          | 2        | 100%             | 2     |
| SPECTRUM HEALTH                                    |              |          | 2        | 100%             | 2     |
| CVS M05655POCT LIBERTY                             |              |          | 2        | 100%             | 2     |
| PANCARE HEALTH - FRANKLIN CO                       |              |          | 2        | 100%             | 2     |
| SHORE MEDICAL CENTER                               |              | 2        |          |                  | 2     |
| Workmens Circle Multicare Center                   |              | 2        |          |                  | 2     |
| AKRON GENERAL MEDICAL CENTER MAIN                  |              | 2        |          |                  | 2     |
| COL CROSSROAD                                      |              | 1        | 1        | 50%              | 2     |

# COVID-19: testing by laboratory

Data through Feb 5, 2021 verified as of Feb 6, 2021 at 09:25 AM

Data in this report are provisional and subject to change.

The numbers in the table below represent the number of Florida and non-Florida residents for whom test results were received by the Department of Health. A person can be tested by more than one laboratory and can have both positive and negative results. **Therefore, the sum of the numbers in each column will be larger than the total number of people tested.**

| Reporting lab                                     | Inconclusive | Negative | Positive | Percent positive | Total |
|---|--------------|----------|----------|------------------|-------|
| INTERCOASTAL FAMILY PRATICE                       |              |          | 2        | 100%             | 2     |
| HEALTH EXPRESS URGENT CARE                        |              |          | 2        | 100%             | 2     |
| NORTHEAST PEDIATRICS                              |              |          | 2        | 100%             | 2     |
| GIGI WOOD DAVIS DO-FAMILY MEDICINE                |              | 2        |          |                  | 2     |
| MINUTECLINIC DIAGNOSTIC OF OHIO #6192             |              | 2        |          |                  | 2     |
| THE RIM URGENT CARE                               |              |          | 2        | 100%             | 2     |
| FLORIDA DEPARTMENT OF HEALTH IN ALACHUA COUNTY -  |              |          | 2        | 100%             | 2     |
| UNIVERSITY HOSPITALS OF CLEVELAND                 |              |          | 2        | 100%             | 2     |
| ASHLEY PEDIATRICS                                 |              |          | 2        | 100%             | 2     |
| THOMASVILLE REGIONAL MEDICAL CENTER               |              | 2        |          |                  | 2     |
| MEDEXPRESS - WILMINGTON KIRKWOOD HIGHWAY          |              | 2        |          |                  | 2     |
| OCALA REGIONAL KIDNEY CENTER-WEST                 |              |          | 2        | 100%             | 2     |
| MURFREESBORO MEDICAL CLINIC                       |              | 2        |          |                  | 2     |
| MCLAREN REGIONAL MEDICAL CENTER                   |              |          | 2        | 100%             | 2     |
| CVS OH6149POCT UPPER ARLINGTON                    |              | 1        | 1        | 50%              | 2     |
| EXCEPTIONAL EMERGENCY CENTER - AMARILLO           |              |          | 2        | 100%             | 2     |
| STATCARE URGENT AND WALK-IN                       |              |          | 2        | 100%             | 2     |
| ST LUKES HOSPITAL                                 |              |          | 2        | 100%             | 2     |
| FLORIDA DEPARTMENT OF HEALTH IN ESCAMBIA COUNTY   |              | 1        | 1        | 50%              | 2     |
| Elba Nursing and Rehabilitation Center, LLC       |              | 2        |          |                  | 2     |
| RIGHT AT HOME                                     |              |          | 2        | 100%             | 2     |
| FLORIDA COMMUNITY HEALTH CENTERS, INC.            |              |          | 2        | 100%             | 2     |
| POPLAR HEALTHCARE                                 |              |          | 2        | 100%             | 2     |
| ENVOY OF FORK UNION, LLC DBA ENVOY AT THE VILLAGE |              | 2        |          |                  | 2     |
| BOSTON MEDICAL CENTER                             |              |          | 2        | 100%             | 2     |
| VA CBOC   |              |          | 2        | 100%             | 2     |
| WEST FLORIDA MEDICAL ASSOCIATES, PA               |              |          | 2        | 100%             | 2     |
| EXPEDIAN URGENT CARE                              |              |          | 2        | 100%             | 2     |
| SANTA ROSA COUNTY HEALTH DEPARTMENT               |              |          | 2        | 100%             | 2     |
| CAREWELL JW - WORCESTER LNC                       |              |          | 2        | 100%             | 2     |
| LILY PHARMACY                                     |              | 2        |          |                  | 2     |
| WALKONCLINIC                                      |              |          | 2        | 100%             | 2     |
| MEMORIAL HERMANN CONSOLIDATED LABORATORY SERVICES |              |          | 2        | 100%             | 2     |
| SANFORD REGIONAL HOSPITAL WORTHINGTON             |              | 2        |          |                  | 2     |
| RENFREW CENTERS INC                               |              | 2        |          |                  | 2     |
| FAMILY CARE SPECIALISTS OF ORLANDO                |              |          | 2        | 100%             | 2     |
| MEDICAL CITY DALLAS HOSPITAL                      |              |          | 2        | 100%             | 2     |
| TRUE HEALTH INC                                   |              |          | 2        | 100%             | 2     |
| WELL HEALTH LABS                                  |              |          | 2        | 100%             | 2     |
| SOUTH LAKE FAMILY HEALTH CENTER                   |              |          | 2        | 100%             | 2     |
| MID AMERICA CLINICAL LABS                         |              |          | 2        | 100%             | 2     |
| FOUNDCARE, INC                                    |              |          | 2        | 100%             | 2     |
| Kroger 412 - The Little Clinic Oxford             |              | 2        |          |                  | 2     |
| Great Lakes Health Center                         |              |          | 2        | 100%             | 2     |
| CVS IN6572POCT INDIANAPOLIS                       |              | 2        |          |                  | 2     |
| NONA PEDIATRIC CENTER                             |              |          | 2        | 100%             | 2     |
| GRAND VILLA OF SARASOTA                           |              | 1        | 1        | 50%              | 2     |



# COVID-19: testing by laboratory

Data through Feb 5, 2021 verified as of Feb 6, 2021 at 09:25 AM

Data in this report are provisional and subject to change.

The numbers in the table below represent the number of Florida and non-Florida residents for whom test results were received by the Department of Health. A person can be tested by more than one laboratory and can have both positive and negative results. **Therefore, the sum of the numbers in each column will be larger than the total number of people tested.**

| Reporting lab                              | Inconclusive | Negative | Positive | Percent positive | Total |
|--|--------------|----------|----------|------------------|-------|
| BAYSTATE MEDICAL CENTER                    |              | 1        | 1        | 50%              | 2     |
| MEDEXPRESS URGENT CARE - BRIDGEVILLE       |              | 2        |          |                  | 2     |
| Kroger 020 - The Little Clinic Wheat Ridge |              | 2        |          |                  | 2     |
| ST. ELIZABETH HEALTHCARE                   |              |          | 2        | 100%             | 2     |
| CITY OF NEW YORK DEPARTMENT OF HEALTH      |              |          | 2        | 100%             | 2     |
| MEDSTAR HARBOR HOSPITAL                    |              |          | 2        | 100%             | 2     |
| ARC POINT LABS OF AUSTIN NORTH             |              |          | 2        | 100%             | 2     |
| FIRST PREVENTION AND DIALYSIS CENTER LLC   |              |          | 2        | 100%             | 2     |
| UK HEALTHCARE                              |              |          | 2        | 100%             | 2     |
| ST LUCIE COUNTY HEALTH DEPARTMENT          |              | 1        | 1        | 50%              | 2     |
| ALVERNO CLINICAL LABORATORIES              |              |          | 2        | 100%             | 2     |
| PALM CITY NURSING AND REHAB CENTER         |              |          | 2        | 100%             | 2     |
| WEST COAST PEDIATRICS                      |              |          | 2        | 100%             | 2     |
| UF HEALTH PATHOLOGY LABORATORIES           |              |          | 2        | 100%             | 2     |
| COOK HOSPITAL AND CARE CENTER              |              | 1        | 1        | 50%              | 2     |
| FRESENIUS KIDNEY CARE                      |              |          | 2        | 100%             | 2     |
| The Grand Rehabilitation & Nursing Utica   |              | 2        |          |                  | 2     |
| POMONA VALLEY COMMUNITY HOSPITAL           |              |          | 2        | 100%             | 2     |
| LIFESPRING COMMUNITY HEALTH                |              | 2        |          |                  | 2     |
| COMMUNITY HEALTH CENTERS INC               |              |          | 2        | 100%             | 2     |
| URGENT TEAM - NASHVILLE                    |              | 2        |          |                  | 2     |
| AFC PHYSICIANS OF FLORIDA, PA              |              |          | 2        | 100%             | 2     |
| BAYSHORE MEDICAL CENTER                    |              |          | 2        | 100%             | 2     |
| ARLINGTON DIALYSIS CENTER LLC              |              | 2        |          |                  | 2     |
| CARESPOT URGENT CARE                       |              | 1        | 1        | 50%              | 2     |
| VANAYER HEALTHCARE AND REHAB CENTER        |              | 2        |          |                  | 2     |
| USCG ABBOTT BINAXNOW                       |              | 1        | 1        | 50%              | 2     |
| DALLAS MEDICAL CENTER                      |              |          | 2        | 100%             | 2     |
| MIDLAND MEMORIAL HOSPITAL                  |              |          | 2        | 100%             | 2     |
| BAPTIST HEALTHCARE - LAKEVIEW CENTER INC   |              | 2        |          |                  | 2     |
| CLEVELAND CLINIC IMAGING                   |              |          | 2        | 100%             | 2     |
| CHI MEMORIAL PRIMARY CARE ASSOCIATES-A     |              | 2        |          |                  | 2     |
| TGH Brandon Healthplex Laboratory          |              |          | 2        | 100%             | 2     |
| TANVIR H SHAGAR NP                         |              | 2        |          |                  | 2     |
| DOWN HOME MEDICAL                          |              |          | 2        | 100%             | 2     |
| MEDEXPRESS URGENT CARE - SOUTH CHARLESTON  |              | 2        |          |                  | 2     |
| STOP URGENT CARE                           |              |          | 2        | 100%             | 2     |
| CUMBERLAND HEIGHTS                         |              | 2        |          |                  | 2     |
| FEDERAL CORRECTIONAL INSTITUTION MARIANNA  |              |          | 2        | 100%             | 2     |
| CVS TX5877POCT PEARLAND                    |              | 2        |          |                  | 2     |
| HAMILTON CHD                               |              | 2        |          |                  | 2     |
| CVS NJ837POCT MARLTON                      |              | 2        |          |                  | 2     |
| POINT OF CARE PRIVATE HEALTH MANAGEMENT    |              |          | 2        | 100%             | 2     |
| VOLUNTEERS OF AMERICA OF FLORIDA           |              |          | 2        | 100%             | 2     |
| NYUMC CLINICAL LABORATORIES                |              |          | 2        | 100%             | 2     |
| CVS PA7611POCT ALLISON PARK                |              | 2        |          |                  | 2     |
| NORTH DAKOTA VETERANS HOME                 |              | 2        |          |                  | 2     |

# COVID-19: testing by laboratory

Data through Feb 5, 2021 verified as of Feb 6, 2021 at 09:25 AM

Data in this report are provisional and subject to change.

The numbers in the table below represent the number of Florida and non-Florida residents for whom test results were received by the Department of Health. A person can be tested by more than one laboratory and can have both positive and negative results. **Therefore, the sum of the numbers in each column will be larger than the total number of people tested.**

| Reporting lab                                  | Inconclusive | Negative | Positive | Percent positive | Total |
|--|--------------|----------|----------|------------------|-------|
| CARE CENTERS OF NASSAU LLC MINER ROAD NORTH    |              | 2        |          |                  | 2     |
| BMC/JACSONVILLE                                |              | 1        | 1        | 50%              | 2     |
| DELRAY BEACH HEALTH CENTER                     |              |          | 2        | 100%             | 2     |
| CHARLOTTE COUNTY HEALTH DEPARTMENT             |              |          | 2        | 100%             | 2     |
| PALOS COMMUNITY HOSPITAL LABORATORY            |              |          | 2        | 100%             | 2     |
| OURMED   |              | 2        |          |                  | 2     |
| MINUTE CLINIC LLC #6765                        |              | 2        |          |                  | 2     |
| HEALTH & REHAB CTR AT DOLPHINS VIEW, THE       |              |          | 2        | 100%             | 2     |
| MINUTECLINIC DIAGNOSTIC OF OHIO #4401          |              | 2        |          |                  | 2     |
| ILLINOIS DEPT OF PUBLIC HEALTH LABS            |              |          | 2        | 100%             | 2     |
| TENNESSEE VALLEY HCS                           |              |          | 2        | 100%             | 2     |
| MINUTECLINIC, DIAGNOSTIC OF TEXAS, LLC         |              | 2        |          |                  | 2     |
| MERCY HOSPITAL                                 |              |          | 2        | 100%             | 2     |
| KEY WEST HMA PHYSICIAN MANAGEMENT, LLC         |              |          | 2        | 100%             | 2     |
| MEASE COUNTRYSIDE HOSPITAL CARDIAC REH         |              |          | 2        | 100%             | 2     |
| MEDEXPRESS URGENT CARE- ALLISON PARK           |              | 1        | 1        | 50%              | 2     |
| ASCENSION ST MICHAEL'S HOSPITAL LAB            |              | 1        | 1        | 50%              | 2     |
| AZALEA HEALTH AND REHABILITATION               |              | 2        |          |                  | 2     |
| WALGREENS #05477                               |              | 2        |          |                  | 2     |
| EAST NAPLES PEDIATRICS                         |              |          | 2        | 100%             | 2     |
| SIGNATURE CARE LEWISVILLE-EMERGENCY CENTER     |              | 1        | 1        | 50%              | 2     |
| MANSFIELD MEDICAL LODGE                        |              |          | 2        | 100%             | 2     |
| RAINY LAKE MEDICAL CENTER                      |              |          | 2        | 100%             | 2     |
| NAVAL BRANCH MEDICAL CLINIC                    |              |          | 2        | 100%             | 2     |
| INTERNAL MEDICINE & PEDIATRICS WELLNESS CENTER |              |          | 2        | 100%             | 2     |
| INSPIRE HEALTHCARE CENTER                      |              |          | 2        | 100%             | 2     |
| CLEARWATER PAIN MANAGEMENT ASSOCIATES          |              |          | 2        | 100%             | 2     |
| GERM BUSTERS 911 LLC                           |              |          | 2        | 100%             | 2     |
| CONEMAUGH MEMORIAL MEDICAL CENTER              |              | 2        |          |                  | 2     |
| PALMS OF FT MYERS,THE                          |              |          | 2        | 100%             | 2     |
| MD NOW URGENT CARE CENTER INC.                 |              |          | 2        | 100%             | 2     |
| ADVOCATE SHERMAN HOSPITAL                      |              |          | 2        | 100%             | 2     |
| JULIE STAATS DO                                |              | 2        |          |                  | 2     |
| KINGS BAY PEDIATRICS LLC                       |              |          | 2        | 100%             | 2     |
| SPRINGFIELD HOSPITAL LABORATORY                |              |          | 2        | 100%             | 2     |
| FALCON HEALTH CENTER                           |              |          | 2        | 100%             | 2     |
| MATHER HOSPITAL                                |              |          | 2        | 100%             | 2     |
| FAMILY FIRST PEDIATRICS                        |              |          | 2        | 100%             | 2     |
| CVS NC7588POCT ASHEVILLE                       |              | 2        |          |                  | 2     |
| SOUTH MIAMI HOSPITAL                           |              |          | 2        | 100%             | 2     |
| MAIN STREET MEDICAL CENTERS                    |              | 2        |          |                  | 2     |
| 441 URGENT CARE-MULBERRY                       |              |          | 2        | 100%             | 2     |
| PALMETTO FAMILY HEALTH CENTER                  |              |          | 2        | 100%             | 2     |
| PALM MEDICAL CENTER - PLANT CITY               |              | 2        |          |                  | 2     |
| Kroger 186 - The Little Clinic Holiday Manor   |              | 1        | 1        | 50%              | 2     |
| Providence of Sparta Health and Rehabilitation |              | 2        |          |                  | 2     |
| Warren Center for Rehabilitation and Nursing   |              | 2        |          |                  | 2     |

# COVID-19: testing by laboratory

Data through Feb 5, 2021 verified as of Feb 6, 2021 at 09:25 AM

Data in this report are provisional and subject to change.

The numbers in the table below represent the number of Florida and non-Florida residents for whom test results were received by the Department of Health. A person can be tested by more than one laboratory and can have both positive and negative results. **Therefore, the sum of the numbers in each column will be larger than the total number of people tested.**

| Reporting lab   | Inconclusive | Negative | Positive | Percent positive | Total |
|---|--------------|----------|----------|------------------|-------|
| YOUTH AND YOU, INC  |              | 2        |          |                  | 2     |
| CVS OH5457POCT POWELL   |              | 2        |          |                  | 2     |
| MIDDLEBURG PEDIATRICS   |              |          | 2        | 100%             | 2     |
| STARR CITY OF ROMA COMMUNITY CENTER                                   |              |          | 2        | 100%             | 2     |
| CVS PA5241POCT CHALFONT   |              | 2        |          |                  | 2     |
| CVS PA258POCT MCKEES ROCKS  |              | 2        |          |                  | 2     |
| BUFFALO CROSSINGS HEALTHCARE AND REHABILITATION CENTER                |              |          | 2        | 100%             | 2     |
| CVS IL7017POCT BLOOMINGTON  |              | 2        |          |                  | 2     |
| Kroger 426 - The Little Clinic Suwanee                                |              | 2        |          |                  | 2     |
| LEVY COUNTY SHERRIF'S DEPT  |              |          | 2        | 100%             | 2     |
| Walgreens #5984   |              | 2        |          |                  | 2     |
| UNIVERSTIY OF ILLINOIS HOSPITAL                                       |              |          | 2        | 100%             | 2     |
| SWEETWATER NURSING CENTER   |              | 2        |          |                  | 2     |
| JEFFERSON WASHINGTON TOWNSHIP HOSPITAL                                |              | 2        |          |                  | 2     |
| FHCP ASC - ORANGE CITY  |              |          | 2        | 100%             | 2     |
| MAGNOLIA ADULT, LLC   |              |          | 2        | 100%             | 2     |
| MONICE DR.  |              |          | 2        | 100%             | 2     |
| TAMPA INTERNATIONAL AIRPORT   |              |          | 2        | 100%             | 2     |
| SYLVAN NURSING  |              |          | 2        | 100%             | 2     |
| MINUTECLINIC DIAG OF IND, LLC #6648                                   |              | 1        | 1        | 50%              | 2     |
| Parkridge Specialty Care  |              | 2        |          |                  | 2     |
| MINUTE CLINIC DIAGNOSTIC OF VIRGINIA, LLC #7543                       |              | 2        |          |                  | 2     |
| UMHC HOLLYWOOD LABORATORY   |              |          | 2        | 100%             | 2     |
| Alden Terrace of McHenry  |              |          | 2        | 100%             | 2     |
| CVS OH6185POCT PICKERINGTON   |              | 2        |          |                  | 2     |
| NASSAU UNIVERSITY MEDICAL CENTER DEPT                                 |              | 1        | 1        | 50%              | 2     |
| MADISON HOSPITAL LABORATORY   |              |          | 2        | 100%             | 2     |
| BAYFRONT FAMILY HEALTH CENTER   |              |          | 2        | 100%             | 2     |
| 320 S TRANSIT ST  |              | 2        |          |                  | 2     |
| ADVANCE FAMILY PRACTICE LLC□  |              |          | 2        | 100%             | 2     |
| CROSTOWN PHARMACY   |              | 2        |          |                  | 2     |
| Kroger 571 - The Little Clinic Hendersonville                         |              | 1        | 1        | 50%              | 2     |
| AUSTIN REGIONAL CLINIC MICROBIOLOGY LAB                               |              |          | 2        | 100%             | 2     |
| CERTIVIA LABORATORIES   |              |          | 2        | 100%             | 2     |
| GENESIS FAMILY PRACTICE   |              |          | 2        | 100%             | 2     |
| REGIONS HOSPITAL LABORATORY   |              |          | 2        | 100%             | 2     |
| WASHINGTON STATE DEPARTMENT OF HEALTH PUBLIC HEALTH LABORATORIES      |              |          | 2        | 100%             | 2     |
| BLUETAIL MEDICAL GROUP, LLC   |              | 1        | 1        | 50%              | 2     |
| Stillwater Healthcare   |              | 2        |          |                  | 2     |
| DOCTORS CARE OF PALM COAST  |              |          | 2        | 100%             | 2     |
| ALASKA PUBLIC HEALTH LAB  |              | 1        | 1        | 50%              | 2     |
| CIGNA GATEWAY   |              |          | 2        | 100%             | 2     |
| UNITED MEMORIAL MEDICAL CENTER  |              |          | 2        | 100%             | 2     |
| Avanti Wellness and Rehab   |              |          | 2        | 100%             | 2     |
| DEPARTMENT OF HEALTH AND HUMAN SERVICES DIVISION OF BEHAVIORAL HEALTH |              | 1        | 1        | 50%              | 2     |
| Kroger 127 - The Little Clinic Lakewood-Alameda                       |              | 2        |          |                  | 2     |
| CVS PA2582POCT SPRINGFIELD  |              | 2        |          |                  | 2     |

# COVID-19: testing by laboratory

Data through Feb 5, 2021 verified as of Feb 6, 2021 at 09:25 AM

Data in this report are provisional and subject to change.

The numbers in the table below represent the number of Florida and non-Florida residents for whom test results were received by the Department of Health. A person can be tested by more than one laboratory and can have both positive and negative results. **Therefore, the sum of the numbers in each column will be larger than the total number of people tested.**

| Reporting lab                                      | Inconclusive | Negative | Positive | Percent positive | Total |
|--|--------------|----------|----------|------------------|-------|
| GREEN POINT RX INC DBA ALTRU CHEMISTS              |              | 2        |          |                  | 2     |
| MEDEXPRESS URGENT CARE - LINCOLN VILLA             |              | 2        |          |                  | 2     |
| GRAND VILLA OF LAKE LAND                           |              | 2        |          |                  | 2     |
| SANIBEL MEDICAL CLINIC                             |              |          | 2        | 100%             | 2     |
| METROHEALTH SYSTEM                                 |              |          | 2        | 100%             | 2     |
| DOCTORS MEDICAL CTR OF WALTON COUNTY               |              |          | 2        | 100%             | 2     |
| EASTSIDE SPORTS COMPLEX                            |              |          | 2        | 100%             | 2     |
| CARENOW LENEXA                                     |              |          | 2        | 100%             | 2     |
| CVS NH6596POCT HAMPTON                             |              | 2        |          |                  | 2     |
| NORTH MCALLEN PEDIATRIC CENTER                     |              |          | 2        | 100%             | 2     |
| MINUTECLINIC DIAGNOSTIC OF OHIO #2964              |              | 2        |          |                  | 2     |
| FIRST CHOICE MEDICAL PC                            |              |          | 2        | 100%             | 2     |
| NEMOURS CHILDREN'S PRIMARY CARE THE VILLAGES       |              | 2        |          |                  | 2     |
| RIVER CITY MEDICAL ASSOCIATES, INC                 |              |          | 2        | 100%             | 2     |
| PENSACOLA MEDICAL CLINIC LLC                       |              |          | 2        | 100%             | 2     |
| INSPIRIT SENIOR LIVING                             |              |          | 2        | 100%             | 2     |
| MONROE URGENT CARE                                 |              | 2        |          |                  | 2     |
| BAPTIST HEALTH LEXINGTON                           |              |          | 2        | 100%             | 2     |
| MEDEXPRESS URGENT CARE- COLUMBIA HEIGH             |              | 2        |          |                  | 2     |
| Chatham Nursing and Rehab Center                   |              | 2        |          |                  | 2     |
| LOWELL GENERAL HOSPITAL                            |              |          | 2        | 100%             | 2     |
| FLORIDA PRIMARY CARE AND SPORTS MEDICINE INC       |              |          | 2        | 100%             | 2     |
| MIDWAY PRIMARY CARE LLC                            |              | 2        |          |                  | 2     |
| MEMORIAL HOSPITAL OF CARBONDALE                    |              |          | 2        | 100%             | 2     |
| RAPID RESULT CORP LLC                              |              | 1        | 1        | 50%              | 2     |
| CVS NV2928POCT LAS VEGAS                           |              | 2        |          |                  | 2     |
| SWEDISH COVENANT HOSPITAL                          |              |          | 2        | 100%             | 2     |
| PHOEBE BERKS HEALTH CARE CENTER                    |              | 2        |          |                  | 2     |
| ATLANTIC SURGERY CENTER OF JACKSONVILLE BEACH      |              | 2        |          |                  | 2     |
| FLORIDA CLINICAL LABORATORY INC                    |              |          | 2        | 100%             | 2     |
| SPECTRA LABS                                       |              | 1        | 1        | 50%              | 2     |
| TMH PHYSICIAN PARTNERS MONTICELLO                  |              | 1        | 1        | 50%              | 2     |
| SPRINGHILL SENIOR RESIDENCE                        |              | 2        |          |                  | 2     |
| HEARTLAND HOME HEALTH CARE                         |              | 2        |          |                  | 2     |
| ROCKEFELLER UNIVERSITY CLINICAL GENOMICS LABORATOR |              | 2        |          |                  | 2     |
| BOONES CREEK URGENT CARE                           |              | 1        | 1        | 50%              | 2     |
| LIFEPLUS HEALTHCARE GROUP INC                      |              | 2        |          |                  | 2     |
| UNIVERSITY HOSPITAL OF BROOKLYN                    |              | 2        |          |                  | 2     |
| MEDEXPRESS URGENT CARE - JEANNETTE                 |              | 2        |          |                  | 2     |
| SOUTHERN BREEZE HEALTHCARE                         |              | 1        | 1        | 50%              | 2     |
| NIAGARA APOTHECARY INC                             |              | 2        |          |                  | 2     |
| SUMMIT URGENT CARE PS                              |              |          | 2        | 100%             | 2     |
| ADVENTHEALTH EAST ORLANDO EMPLOYEE CLINIC          |              | 2        |          |                  | 2     |
| Kroger 768 - The Little Clinic Leestown Rd         |              | 2        |          |                  | 2     |
| MEDEXPRESS URGENT CARE - MARTINSVILLE              |              | 2        |          |                  | 2     |
| CVS PA7132POCT THORNDALE                           |              | 2        |          |                  | 2     |
| STARR COUNTY MEMORIAL HOSPITAL                     |              |          | 2        | 100%             | 2     |

# COVID-19: testing by laboratory

Data through Feb 5, 2021 verified as of Feb 6, 2021 at 09:25 AM

Data in this report are provisional and subject to change.

The numbers in the table below represent the number of Florida and non-Florida residents for whom test results were received by the Department of Health. A person can be tested by more than one laboratory and can have both positive and negative results. **Therefore, the sum of the numbers in each column will be larger than the total number of people tested.**

| Reporting lab                                    | Inconclusive | Negative | Positive | Percent positive | Total |
|--|--------------|----------|----------|------------------|-------|
| EXPRESS CARE OF THE SHOALS                       |              | 1        | 1        | 50%              | 2     |
| SCDHEC BUREAU OF LABORATORIES                    |              |          | 2        | 100%             | 2     |
| JOHNSON CITY MEDICAL CENTER                      |              | 1        | 1        | 50%              | 2     |
| KAILOS GENETICS INC                              |              |          | 2        | 100%             | 2     |
| ADVENT HEALTH CENTRAL TEXAS                      |              | 1        | 1        | 50%              | 2     |
| WALGREENS #13605                                 |              | 2        |          |                  | 2     |
| Garden Isle Healthcare and Rehabilitation Center |              | 1        |          |                  | 1     |
| Kroger 350 - The Little Clinic New Cut Road      |              | 1        |          |                  | 1     |
| EVANS FAMILY CARE PA                             |              |          | 1        | 100%             | 1     |
| COASTAL PEDIATRICS LLC                           |              |          | 1        | 100%             | 1     |
| ADVENTHEALTH PHYSICIAN GROUP – APPLEWOOD         |              |          | 1        | 100%             | 1     |
| PEDRO L ORTEGA MD PA                             |              |          | 1        | 100%             | 1     |
| RAPID MEDLAB (002M0)                             |              | 1        |          |                  | 1     |
| THE LITTLE CLINIC LLC                            |              |          | 1        | 100%             | 1     |
| Cortland Acres Association                       |              | 1        |          |                  | 1     |
| SPECIALTY DRUG TESTING                           |              |          | 1        | 100%             | 1     |
| GULF COUNTY HEALTH DEPARTMENT                    |              |          | 1        | 100%             | 1     |
| CHATEAU MADELEINE - SENIOR LIVING & MEMORY CARE  |              |          | 1        | 100%             | 1     |
| CORPUS CHRISTI MEDICAL CENTER                    |              |          | 1        | 100%             | 1     |
| BORINQUEN HEALTH CENTER                          |              |          | 1        | 100%             | 1     |
| CARSON NURSING AND REHABILITATION CENTER         |              | 1        |          |                  | 1     |
| LABONE   |              | 1        |          |                  | 1     |
| HEARTLAND REGIONAL MEDICAL CENTER                |              | 1        |          |                  | 1     |
| MIL LAKE HEALTHCARE CENTER INC PEDIATRICS        |              |          | 1        | 100%             | 1     |
| OAKWOOD HOSPITAL - SOUTHSHORE                    |              |          | 1        | 100%             | 1     |
| PEDIATRIC PARTNERS OF ZEPHYRHILLS PA             |              |          | 1        | 100%             | 1     |
| DIGESTIVE DISEASE CARE PC                        |              | 1        |          |                  | 1     |
| CITRONELLE HEALTH AND REHABILITATION CENTER      |              | 1        |          |                  | 1     |
| ALLIANCE LABORATORY SERVICES                     |              |          | 1        | 100%             | 1     |
| NORTH MIAMI BEACH SURGICAL CENTER                |              |          | 1        | 100%             | 1     |
| CVS M05727POCT PLATTE CITY                       |              | 1        |          |                  | 1     |
| VIVEX/UMTB BIOMEDICAL                            |              |          | 1        | 100%             | 1     |
| C V S / PHARMACY #4396                           |              | 1        |          |                  | 1     |
| SAINT BARNABAS MEDICAL CENTER                    |              | 1        |          |                  | 1     |
| PANCARE HEALTH - BRUCE                           |              |          | 1        | 100%             | 1     |
| PROFESSIONAL DIALYSIS CENTER                     |              |          | 1        | 100%             | 1     |
| MEDEXPRESS URGENT CARE - ROSS TOWNSHIP           |              | 1        |          |                  | 1     |
| SMA BEHAVIORAL HEALTH SERVICES INC               |              | 1        |          |                  | 1     |
| Brio of Johnston                                 |              | 1        |          |                  | 1     |
| LIFEGUARD AMBULANCE SERVICE LLC - BAY COUNTY     |              |          | 1        | 100%             | 1     |
| TRINITY DIALYSIS                                 |              |          | 1        | 100%             | 1     |
| HELGEMO & LIOU PEDIATRICS                        |              |          | 1        | 100%             | 1     |
| ALL4KIDZ PEDIATRICS LLC                          |              | 1        |          |                  | 1     |
| THE INTERNAL MEDICAL GROUP                       |              | 1        |          |                  | 1     |
| Jersey City Medical Center                       |              | 1        |          |                  | 1     |
| Kroger 353 - The Little Clinic Harpers Point     |              | 1        |          |                  | 1     |
| RURAL/METRO MIDSOUTH,                            |              | 1        |          |                  | 1     |



# COVID-19: testing by laboratory

Data through Feb 5, 2021 verified as of Feb 6, 2021 at 09:25 AM

Data in this report are provisional and subject to change.

The numbers in the table below represent the number of Florida and non-Florida residents for whom test results were received by the Department of Health. A person can be tested by more than one laboratory and can have both positive and negative results. **Therefore, the sum of the numbers in each column will be larger than the total number of people tested.**

| Reporting lab   | Inconclusive | Negative | Positive | Percent positive | Total |
|---|--------------|----------|----------|------------------|-------|
| NEMOURS CHILDREN'S PRIMARY CARE, ST CLOUD                             |              |          | 1        | 100%             | 1     |
| LUMICO LIFE INSURANCE COMPANY   |              | 1        |          |                  | 1     |
| NEMOURS CHILDREN'S PRIMARY CARE                                       |              |          | 1        | 100%             | 1     |
| Kroger 49 - The Little Clinic Wichita - 21st St.                      |              |          | 1        | 100%             | 1     |
| SOUTHERN WINDS  |              |          | 1        | 100%             | 1     |
| Fairview  |              |          | 1        | 100%             | 1     |
| UHEALTH CARDIOLOGY  |              |          | 1        | 100%             | 1     |
| LEHIGH REGIONAL WOUND CENTER  |              |          | 1        | 100%             | 1     |
| MINUTE CLINIC DIAGNOSTIC MED GRP OF CA                                |              | 1        |          |                  | 1     |
| PALM BEACH DIABETES AND ENDOCRINE SPECIALISTS, PA                     |              |          | 1        | 100%             | 1     |
| LIFE CARE CENTER OF HILTON HEAD                                       |              | 1        |          |                  | 1     |
| SELF REGIONAL HEALTHCARE  |              |          | 1        | 100%             | 1     |
| DEVLAB, LLC   |              |          | 1        | 100%             | 1     |
| DISCOVERY AT HOME, LLC  |              |          | 1        | 100%             | 1     |
| CARESPOT - LEE VISTA  |              |          | 1        | 100%             | 1     |
| BAYOU URGENT CARE   |              |          | 1        | 100%             | 1     |
| Rio Grande City Nursing and Rehab Center                              |              |          | 1        | 100%             | 1     |
| DW MCMILLAN MEMORIAL HOSPITAL LABORATORY                              |              |          | 1        | 100%             | 1     |
| WALGREENS #15291  |              | 1        |          |                  | 1     |
| CVS AZ5892POCT LAVEEN   |              | 1        |          |                  | 1     |
| HIGH DESERT COURT GROUP HOME  |              |          | 1        | 100%             | 1     |
| ManorCare Health Services Camp Hill                                   |              | 1        |          |                  | 1     |
| Hackensack Univ Medical Center At Pasc                                |              | 1        |          |                  | 1     |
| COMMONWEALTH OF VIRGINIA DIVISION OF CONSOLIDATED LABORATORY SERVICES |              |          | 1        | 100%             | 1     |
| CVS AZ7263POCT PHOENIX  |              | 1        |          |                  | 1     |
| SPRINGBROOK HOSPITAL  |              |          | 1        | 100%             | 1     |
| AFTER HOURS CLINIC  |              |          | 1        | 100%             | 1     |
| FAIRVIEW SOUTHDALE  |              |          | 1        | 100%             | 1     |
| Glen Oaks Health and REhabilitation                                   |              | 1        |          |                  | 1     |
| BAYLOR SCOTT & WHITE MEDICAL SURGICAL CLINIC                          |              |          | 1        | 100%             | 1     |
| PATHOLOGYT & LAB MEDICINE SERVICES                                    |              |          | 1        | 100%             | 1     |
| GADSDEN FAMILY PRACTICE   |              | 1        |          |                  | 1     |
| MID-FLORIDA PATHOLOGY LLC   |              | 1        |          |                  | 1     |
| Broomall Manor  |              | 1        |          |                  | 1     |
| MD NOW MEDICAL CENTERS, INC   |              |          | 1        | 100%             | 1     |
| BEAUMONT HOSPITAL   |              |          | 1        | 100%             | 1     |
| OMAHA VA MEDICAL CENTER   |              |          | 1        | 100%             | 1     |
| SUNCOAST COMMUNITY HEALTH CENTERS INC                                 |              | 1        |          |                  | 1     |
| HUNEYCUTT FAMILY PRACTICE   |              |          | 1        | 100%             | 1     |
| PEDRO MENENDEZ HEALTH CENTER AT ST JOHNS                              |              |          | 1        | 100%             | 1     |
| VERITAS GENETICS, INC.  |              |          | 1        | 100%             | 1     |
| WILLAMETTE VALLEY TOXICOLOGY LLC                                      |              | 1        |          |                  | 1     |
| Washington County Nursing H0me  |              |          | 1        | 100%             | 1     |
| SURGERY CENTER, THE   |              |          | 1        | 100%             | 1     |
| UF HEALTH THE VILLAGES  |              |          | 1        | 100%             | 1     |
| ABSOLUTE QUICK CARE   |              |          | 1        | 100%             | 1     |
| REGIONAL MED CTR BAYONET POINT  |              |          | 1        | 100%             | 1     |

# COVID-19: testing by laboratory

Data through Feb 5, 2021 verified as of Feb 6, 2021 at 09:25 AM

Data in this report are provisional and subject to change.

The numbers in the table below represent the number of Florida and non-Florida residents for whom test results were received by the Department of Health. A person can be tested by more than one laboratory and can have both positive and negative results. **Therefore, the sum of the numbers in each column will be larger than the total number of people tested.**

| Reporting lab                                      | Inconclusive | Negative | Positive | Percent positive | Total |
|--|--------------|----------|----------|------------------|-------|
| CVS OH6164POCT DELAWARE                            |              | 1        |          |                  | 1     |
| ER NEAR ME HULEN                                   |              | 1        |          |                  | 1     |
| WALGREENS #5130                                    |              |          | 1        | 100%             | 1     |
| NABI   |              | 1        |          |                  | 1     |
| FLORIDA HOME HEALTH                                |              |          | 1        | 100%             | 1     |
| JACKSON MADISON CO. GEN. HOSPITAL                  |              |          | 1        | 100%             | 1     |
| GAMMA HEALTHCARE, INC                              |              | 1        |          |                  | 1     |
| FRESENIUS KIDNEY CARE FORT WALTON BEACH            |              |          | 1        | 100%             | 1     |
| JOHN D. ARCHBOLD MEMORIAL HOSPITAL                 |              |          | 1        | 100%             | 1     |
| Medicalodges Neosho                                |              |          | 1        | 100%             | 1     |
| Melbourne Terrace Rehabilitation Center            |              |          | 1        | 100%             | 1     |
| FORT LOUDOUN PRIMARY CARE                          |              | 1        |          |                  | 1     |
| GENEVA FAMILY HEALTH                               |              |          | 1        | 100%             | 1     |
| ORCHID TERRACE                                     |              | 1        |          |                  | 1     |
| ANDERSON FAMILY MEDICINE                           |              |          | 1        | 100%             | 1     |
| SUNCOAST FAMILY MEDICAL ASSOCIATES                 |              |          | 1        | 100%             | 1     |
| VISTA LAKE ASSISTED LIVING                         |              |          | 1        | 100%             | 1     |
| OCEAN MEDICAL CENTER                               |              | 1        |          |                  | 1     |
| TMH URGENT CARE CENTER                             |              |          | 1        | 100%             | 1     |
| Kroger 390 - The Little Clinic North College Hill  |              | 1        |          |                  | 1     |
| FALKVILLE HEALTHCARE                               |              | 1        |          |                  | 1     |
| DOYLESTOWN HOSPITAL                                |              |          | 1        | 100%             | 1     |
| ADVANCE HEALTH AND WELLNESS SOLUTIONS              |              |          | 1        | 100%             | 1     |
| Kroger 909 - The Little Clinic Hamilton            |              |          | 1        | 100%             | 1     |
| CVS NV9586POCT RENO                                |              | 1        |          |                  | 1     |
| LAKE MARY DIALYSIS                                 |              |          | 1        | 100%             | 1     |
| WALGREENS NO 19542                                 |              | 1        |          |                  | 1     |
| PALM COAST DRAW STATION/AMERICAN HEALTH ASSOCIATES |              | 1        |          |                  | 1     |
| SUN CLINICAL LABORATORIES                          |              |          | 1        | 100%             | 1     |
| Crestwood Nursing Center                           |              | 1        |          |                  | 1     |
| HUDSON REGIONAL HOSPITAL                           |              |          | 1        | 100%             | 1     |
| MEADOWS PARK HEALTH AND REHABILITATION             |              | 1        |          |                  | 1     |
| LITTLE FALLS HOSPITAL LABORATORY                   |              | 1        |          |                  | 1     |
| GWINNETT MEDICAL CENTER                            |              |          | 1        | 100%             | 1     |
| TEXAS HEALTH ARLINGTON MEMORIAL                    |              | 1        |          |                  | 1     |
| SIGNATURE CARE MIDLAND                             |              |          | 1        | 100%             | 1     |
| ULTIMATE KIDNEY CARE                               |              |          | 1        | 100%             | 1     |
| METROPOLITAN                                       |              |          | 1        | 100%             | 1     |
| ST VINCENTS AMBULATORY CARE INC                    |              |          | 1        | 100%             | 1     |
| MEDICAL ASSOCIATES OF BREVARD LLC                  |              | 1        |          |                  | 1     |
| JAX FAMILY CARE                                    |              | 1        |          |                  | 1     |
| CLEVELAND HEARTLAB                                 |              |          | 1        | 100%             | 1     |
| Kroger 400 - The Little Clinic Hartley Bridge Rd   |              |          | 1        | 100%             | 1     |
| HIGHLAND PARK LAKEWOOD PRESTON HOLLOW              |              |          | 1        | 100%             | 1     |
| Villages of St.Peters                              |              | 1        |          |                  | 1     |
| NORTH MANATEE HEALTH CARE CENTER                   |              |          | 1        | 100%             | 1     |
| HEALTHCARE ASSOCIATES OF IRVING, LLP               |              |          | 1        | 100%             | 1     |

# COVID-19: testing by laboratory

Data through Feb 5, 2021 verified as of Feb 6, 2021 at 09:25 AM

Data in this report are provisional and subject to change.

The numbers in the table below represent the number of Florida and non-Florida residents for whom test results were received by the Department of Health. A person can be tested by more than one laboratory and can have both positive and negative results. **Therefore, the sum of the numbers in each column will be larger than the total number of people tested.**

| Reporting lab  | Inconclusive | Negative | Positive | Percent positive | Total |
|--|--------------|----------|----------|------------------|-------|
| MANOR CARE OF DELRAY BEACH FL LLC                                |              | 1        |          |                  | 1     |
| NORTH FLORIDA FAMILY MEDICINE                                    |              |          | 1        | 100%             | 1     |
| LEVY COUNTY DEPT. OF PUBLIC SAFETY                               |              |          | 1        | 100%             | 1     |
| BOCA CIEGA CENTER  |              |          | 1        | 100%             | 1     |
| CENTRAL JERSEY URGENT CARE OF GREEN BR                           |              | 1        |          |                  | 1     |
| EXPRESS WALK IN MEDICAL CENTER                                   |              |          | 1        | 100%             | 1     |
| BLANCHARD VALLEY HOSPITAL LABORATORY                             |              |          | 1        | 100%             | 1     |
| MED-LAKE LABORATORY, LLC   |              |          | 1        | 100%             | 1     |
| SOUTHEAST MISSOURI HOSPITAL                                      |              | 1        |          |                  | 1     |
| KIOSK MEDICINE OF KENTUCKY LLC                                   |              | 1        |          |                  | 1     |
| FLORIDA MEDICAL CLINIC, LLC                                      |              |          | 1        | 100%             | 1     |
| FREDERICK AVENUE GROUP HOME                                      |              | 1        |          |                  | 1     |
| TRAFALGAR DIALYSIS   |              |          | 1        | 100%             | 1     |
| MIAMI-DADE COUNTY HEALTH DEPT.                                   |              | 1        |          |                  | 1     |
| HILTON HEAD HOSPITAL/INPATIENT                                   |              |          | 1        | 100%             | 1     |
| MAYO CLINIC OUTPATIENT DIALYSIS CENTER                           |              |          | 1        | 100%             | 1     |
| PROMUS DIAGNOSTICS, LLC  |              |          | 1        | 100%             | 1     |
| LYSTER MAIN LAB, FT RUCKER                                       |              | 1        |          |                  | 1     |
| OAK HAVEN REHAB AND NURSING CENTER                               |              |          | 1        | 100%             | 1     |
| ST. JOHN HOSPITAL & MEDICAL CENTER                               |              |          | 1        | 100%             | 1     |
| NORTHSIDE FAMILY MEDICINE AND URGENT CARE (HOLLY SPRINGS)        |              | 1        |          |                  | 1     |
| RED BUG LAKE ROAD OVIEDO COVID                                   |              |          | 1        | 100%             | 1     |
| SYCAMORE MEDICAL CENTER-KETTERING HEALTH NETWORK                 |              |          | 1        | 100%             | 1     |
| BETHESDA DIALYSIS  |              |          | 1        | 100%             | 1     |
| Kroger 101 - The Little Clinic Hill Top                          |              | 1        |          |                  | 1     |
| CRYSTAL RIVER FIRE DEPARTMENT                                    |              |          | 1        | 100%             | 1     |
| LAS PALMAS MEDICAL CENTER  |              |          | 1        | 100%             | 1     |
| BELLMORE PEDIATRICS  |              | 1        |          |                  | 1     |
| ORANGE PEDIATRICS PA   |              |          | 1        | 100%             | 1     |
| DESERT HOSPITAL/CPHU CLINICAL LABORATORY                         |              |          | 1        | 100%             | 1     |
| SIGNATURE CARE MEMORIAL CITY                                     |              |          | 1        | 100%             | 1     |
| UNIVERSITY PLACE NURSING CENTER                                  |              | 1        |          |                  | 1     |
| EMERSON HOSPITAL LABORATORY                                      |              |          | 1        | 100%             | 1     |
| FLEET LANDING  |              |          | 1        | 100%             | 1     |
| TRIHEALTH  |              |          | 1        | 100%             | 1     |
| CHILDREN'S MEDICAL CENTER-EAST ORLANDO                           |              |          | 1        | 100%             | 1     |
| Heritage Health of Peru  |              |          | 1        | 100%             | 1     |
| MEDICAL ASSOCIATES OF PINELLAS - LAB                             |              |          | 1        | 100%             | 1     |
| Walgreens #9278  |              | 1        |          |                  | 1     |
| LAKELAND REGIONAL HEALTH GRASSLANDS                              |              | 1        |          |                  | 1     |
| Kroger 368 - The Little Clinic Frankfort West                    |              | 1        |          |                  | 1     |
| WYOMING COUNTY DEPARTMENT OF HEALTH                              |              | 1        |          |                  | 1     |
| ST JOHNS PEDIATRICS PA   |              | 1        |          |                  | 1     |
| Victory Health and Rehabilitation                                |              |          | 1        | 100%             | 1     |
| LAREDO EMERGENCY ROOM  |              |          | 1        | 100%             | 1     |
| MISSION HOSPITAL – MEMORIAL CAMPUS                               |              |          | 1        | 100%             | 1     |
| The Evangelical Lutheran Good Samaritan Society Prescott Village |              | 1        |          |                  | 1     |

# COVID-19: testing by laboratory

Data through Feb 5, 2021 verified as of Feb 6, 2021 at 09:25 AM

Data in this report are provisional and subject to change.

The numbers in the table below represent the number of Florida and non-Florida residents for whom test results were received by the Department of Health. A person can be tested by more than one laboratory and can have both positive and negative results. **Therefore, the sum of the numbers in each column will be larger than the total number of people tested.**

| Reporting lab                                      | Inconclusive | Negative | Positive | Percent positive | Total |
|--|--------------|----------|----------|------------------|-------|
| Kroger 970 - The Little Clinic Westfield           |              |          | 1        | 100%             | 1     |
| VILLAGES HEALTH SYSTEM, LLC, THE                   |              |          | 1        | 100%             | 1     |
| BSA PHYSICIANS GROUP, INC D/B/A BSA FAMILY MEDICAL |              |          | 1        | 100%             | 1     |
| Life Care Center of Auburn                         |              | 1        |          |                  | 1     |
| Kingston Care Center of Fort Wayne                 |              | 1        |          |                  | 1     |
| Valley View Health and Rehabilitation, LLC         |              | 1        |          |                  | 1     |
| UHEALTH CORAL SPRINGS                              |              |          | 1        | 100%             | 1     |
| OCEANVIEW NURSING AND REHABILITAION CENTER         |              |          | 1        | 100%             | 1     |
| LAKEVIEW HEALTH CARE SYSTEM LLC                    |              |          | 1        | 100%             | 1     |
| HEALTH PARTNERS REGIONAL HOSPITAL                  |              |          | 1        | 100%             | 1     |
| TREASURE COAST MEDICAL CONCIERGE LLC               |              |          | 1        | 100%             | 1     |
| CONCORDIA MANOR                                    |              |          | 1        | 100%             | 1     |
| CVS HEALTH, #5962                                  |              | 1        |          |                  | 1     |
| Advanced Rehabilitation of Vernon                  |              | 1        |          |                  | 1     |
| COMMUNITY MEDICAL CENTER-ORANGE CITY               |              | 1        |          |                  | 1     |
| Valley Center (WV)                                 |              |          | 1        | 100%             | 1     |
| VA COMMUNITY BASED CLINIC - LAKE CITY              |              |          | 1        | 100%             | 1     |
| CLEMENT MANOR HEALTH CENTER                        |              | 1        |          |                  | 1     |
| CSL PLASMA LAB                                     |              |          | 1        | 100%             | 1     |
| LIFESPAN HEALTH - SELMER                           |              | 1        |          |                  | 1     |
| GRAND VIEW HOSPITAL                                |              |          | 1        | 100%             | 1     |
| PRIMARY CARE & PEDIATRICS - SHEPHERSTOWN           |              | 1        |          |                  | 1     |
| ATHENS LIMESTONE HOSPITAL                          |              | 1        |          |                  | 1     |
| TEVAPHARM  |              |          | 1        | 100%             | 1     |
| MCH PHYSICIANS GROUP                               |              |          | 1        | 100%             | 1     |
| MINUTECLINIC #1773                                 |              | 1        |          |                  | 1     |
| HALEYVILLE HEALTH CARE CENTER                      |              | 1        |          |                  | 1     |
| IM&P WELLNES CENTER                                |              |          | 1        | 100%             | 1     |
| BROADWAY HEALTH FLORIDA MEDICAL CLINIC URGENT CARE |              |          | 1        | 100%             | 1     |
| HALIFAX HEALTH PRIMARY CARE ORMOND                 |              |          | 1        | 100%             | 1     |
| CVS AZ10529POCT SCOTTSDALE                         |              | 1        |          |                  | 1     |
| KNAPP MEDICAL GROUP                                |              |          | 1        | 100%             | 1     |
| FHPG SURGICAL ASSOCIATES OF EAST PASCO             |              |          | 1        | 100%             | 1     |
| Douglas County Health Center                       |              | 1        |          |                  | 1     |
| Jacaranda Manor                                    |              |          | 1        | 100%             | 1     |
| Oakland Nursing and Rehabilitation Center          |              | 1        |          |                  | 1     |
| PRIMARY AND URGENT CARE                            |              |          | 1        | 100%             | 1     |
| ARCADIA DIALYSIS CENTER                            |              |          | 1        | 100%             | 1     |
| CVS TX7827POCT ROUND ROCK                          |              | 1        |          |                  | 1     |
| Sanford Health & Rehabilitation                    |              |          | 1        | 100%             | 1     |
| HEALTHCARE FOR THE HOMELESS                        |              |          | 1        | 100%             | 1     |
| INFECTION CONTROL DEPT                             |              |          | 1        | 100%             | 1     |
| MINUTE CLINIC DIAGNOSTIC OF VIRGINIA, LLC #6292    |              | 1        |          |                  | 1     |
| MEMORIAL HEALTH SYSTEM                             |              | 1        |          |                  | 1     |
| Kroger 407 - The Little Clinic Lexington           |              | 1        |          |                  | 1     |
| WEST CARVER MEDICAL ASSOCIATES                     |              | 1        |          |                  | 1     |
| CVS AZ69POCT PEORIA                                |              | 1        |          |                  | 1     |

# COVID-19: testing by laboratory

Data through Feb 5, 2021 verified as of Feb 6, 2021 at 09:25 AM

Data in this report are provisional and subject to change.

The numbers in the table below represent the number of Florida and non-Florida residents for whom test results were received by the Department of Health. A person can be tested by more than one laboratory and can have both positive and negative results. **Therefore, the sum of the numbers in each column will be larger than the total number of people tested.**

| Reporting lab   | Inconclusive | Negative | Positive | Percent positive | Total |
|---|--------------|----------|----------|------------------|-------|
| MAYO CLINICAL LABORATORIES  |              | 1        |          |                  | 1     |
| UNIVERSITY OF IOWA HOSPITALS & CLINICS                                |              |          | 1        | 100%             | 1     |
| THE MEDICAL CENTER AT BOWLING GREEN                                   |              |          | 1        | 100%             | 1     |
| SPHERE DX   |              |          | 1        | 100%             | 1     |
| Piqua Manor   |              | 1        |          |                  | 1     |
| CAROLINAS HEALTHCARE SYSTEM LAB                                       |              |          | 1        | 100%             | 1     |
| Cornerstone at the Ranch  |              | 1        |          |                  | 1     |
| NEMOURS CHILDRENS PRIMARY CARE CLERMONT                               |              |          | 1        | 100%             | 1     |
| CVS / PHARMACY #10794   |              |          | 1        | 100%             | 1     |
| MERCY GENERAL HOSPITAL  |              |          | 1        | 100%             | 1     |
| SACRED HEART HOSPITAL NURSING   |              |          | 1        | 100%             | 1     |
| SAINT PETE MRI  |              |          | 1        | 100%             | 1     |
| DEPT OF VA MEDICAL CENTER - MIAMI                                     |              |          | 1        | 100%             | 1     |
| HEALTHCARE AND REHAB OF SANFORD                                       |              |          | 1        | 100%             | 1     |
| ST GERARD'S COMMUNITY OF CARE   |              | 1        |          |                  | 1     |
| SUNCOAST PRIMARY CARE LLC   |              |          | 1        | 100%             | 1     |
| WALGREENS #01398  |              |          | 1        | 100%             | 1     |
| NEW MILFORD HOSPITAL  |              |          | 1        | 100%             | 1     |
| DSI LABORATORIES-NAPLES-7TH   |              |          | 1        | 100%             | 1     |
| UNIVERSITY OF MIAMI PRIMARY CARE SITE UMHC 3039                       |              |          | 1        | 100%             | 1     |
| QLABS   |              |          | 1        | 100%             | 1     |
| TITUS REGIONAL MEDICAL CENTER   |              |          | 1        | 100%             | 1     |
| DELAWARE DEPARTMENT OF HEATH  |              |          | 1        | 100%             | 1     |
| KENT  |              | 1        |          |                  | 1     |
| MANHATTAN COLLEGE HEALTH SERVICES                                     |              | 1        |          |                  | 1     |
| Manor Care of Dallastown d/b/a ManorCare Health Services - Dallastown |              | 1        |          |                  | 1     |
| CLINICAL CARE, INC  |              |          | 1        | 100%             | 1     |
| NORWALK HOSPITAL  |              |          | 1        | 100%             | 1     |
| CVS NV3210POCT LAS VEGAS  |              | 1        |          |                  | 1     |
| CHILDREN'S NATIONAL MEDICAL CENTER                                    |              |          | 1        | 100%             | 1     |
| SOUTH FLORIDA BAPTIST HOSPITAL  |              |          | 1        | 100%             | 1     |
| THE HOSPITALS OF PROVIDENCE EMERGENCY ROOM                            |              |          | 1        | 100%             | 1     |
| Kroger 673 - The Little Clinic Dallas                                 |              |          | 1        | 100%             | 1     |
| BROOKDALE PALM BEACH GARDENS  |              |          | 1        | 100%             | 1     |
| Court House Center  |              | 1        |          |                  | 1     |
| WINNIFRED ASSISTED LIVING FACILITY INC                                |              | 1        |          |                  | 1     |
| MED-LAKE LABORATORY   |              |          | 1        | 100%             | 1     |
| QC LABORATORY   |              |          | 1        | 100%             | 1     |
| MEDONE URGENT CARE  |              |          | 1        | 100%             | 1     |
| CIRRUS DX   |              |          | 1        | 100%             | 1     |
| HACKENSACK UNIVERSITY MEDICAL CENTER                                  |              | 1        |          |                  | 1     |
| PEDIATRIC ASSOCIATES - DORAL  |              |          | 1        | 100%             | 1     |
| SOUTHWEST REGIONAL PCR LABORATORY                                     |              |          | 1        | 100%             | 1     |
| Kroger 667 - The Little Clinic Litchfield Park                        |              | 1        |          |                  | 1     |
| IVY CREEK HEALTHCARE & WELLNESS CENTRE                                |              |          | 1        | 100%             | 1     |
| CHRISTIANA HOSPITAL   |              | 1        |          |                  | 1     |
| COMMUNITY   |              |          | 1        | 100%             | 1     |



# COVID-19: testing by laboratory

Data through Feb 5, 2021 verified as of Feb 6, 2021 at 09:25 AM

Data in this report are provisional and subject to change.

The numbers in the table below represent the number of Florida and non-Florida residents for whom test results were received by the Department of Health. A person can be tested by more than one laboratory and can have both positive and negative results. **Therefore, the sum of the numbers in each column will be larger than the total number of people tested.**

| Reporting lab                                   | Inconclusive | Negative | Positive | Percent positive | Total |
|---|--------------|----------|----------|------------------|-------|
| SYNERGY DIALYSIS INC                            |              |          | 1        | 100%             | 1     |
| ADVENTHEALTH MEDICAL GROUP COMMUNITY MEDICINE   |              |          | 1        | 100%             | 1     |
| AAA MEDICAL TESTING                             |              |          | 1        | 100%             | 1     |
| CEPERO PEDIATRICS PA                            |              |          | 1        | 100%             | 1     |
| CVS NC7548POCT FUQUAY VARINA                    |              | 1        |          |                  | 1     |
| FULGENT GENETICS HOUSTON                        |              | 1        |          |                  | 1     |
| DE TAR HOSPITAL                                 |              |          | 1        | 100%             | 1     |
| KINGWOOD EMERGENCY HOSPITAL                     |              |          | 1        | 100%             | 1     |
| MERCY MEDICAL CENTER INC                        |              |          | 1        | 100%             | 1     |
| URGENT DOC -NACOGODOCHES CLINIC                 |              |          | 1        | 100%             | 1     |
| MIAMI VASCULAR SURGERY                          |              |          | 1        | 100%             | 1     |
| SPECTRUM LABORATORY                             |              |          | 1        | 100%             | 1     |
| CHP COVID-19 (TX)                               |              |          | 1        | 100%             | 1     |
| FINLAY MEDICAL RESEARCH CORP                    |              |          | 1        | 100%             | 1     |
| MAINE CENTER FOR DISEASE CONTROL AND PREVENTION |              |          | 1        | 100%             | 1     |
| Caldwell Care                                   |              | 1        |          |                  | 1     |
| THE TOLEDO HOSPITAL                             |              |          | 1        | 100%             | 1     |
| PCR DIAGNOSTICS                                 |              |          | 1        | 100%             | 1     |
| FAMILY PRACTICE OF CENTRAL FLORIDA PA           |              |          | 1        | 100%             | 1     |
| Crisp Regional Nursing and Rehab Center         |              | 1        |          |                  | 1     |
| WEST BOYNTON DIALYSIS                           |              |          | 1        | 100%             | 1     |
| Kroger 895 - The Little Clinic Green Hills      |              | 1        |          |                  | 1     |
| TENNOVA ER - SANGO                              |              |          | 1        | 100%             | 1     |
| SEATTLE-KING COUNTY                             |              |          | 1        | 100%             | 1     |
| BAPTIST MEDICAL PLAZA AT WESTCHESTER            |              |          | 1        | 100%             | 1     |
| WHEATON FRANCISCAN LABORATORY                   |              |          | 1        | 100%             | 1     |
| AMD   |              |          | 1        | 100%             | 1     |
| UMMC MIDTOWN CAMPUS                             |              |          | 1        | 100%             | 1     |
| UNIVERSITY OF MARYLAND PATHOLOGY ASSOCIATES     |              |          | 1        | 100%             | 1     |
| HELIX BIOMEDICS LLC                             |              |          | 1        | 100%             | 1     |
| OPTUM OF HIALEAH                                |              | 1        |          |                  | 1     |
| INLET CONCIERGE MEDICINE                        |              |          | 1        | 100%             | 1     |
| MEDEXPRESS URGENT CARE - WICHITA, N MAIZE RD    |              | 1        |          |                  | 1     |
| MEMORIAL HOSPITAL LOS BANOS                     |              |          | 1        | 100%             | 1     |
| FAMILY PRACTICE ASSOCIATES                      |              | 1        |          |                  | 1     |
| KETAMINE HEALTH CENTERS AT BONITA SPRINGS, LLC  |              | 1        |          |                  | 1     |
| MINUTECLINIC DIAGNOSTIC OF NEVADA-9586          |              |          | 1        | 100%             | 1     |
| Essex Center for Rehabilitation and Healthcare  |              | 1        |          |                  | 1     |
| PALM BEACH COUNTY SHERIFF OFFICE                |              |          | 1        | 100%             | 1     |
| COX HEALTH SOUTH LAB                            |              |          | 1        | 100%             | 1     |
| ST. MICHAEL'S ELITE HOSPITAL                    |              |          | 1        | 100%             | 1     |
| MEDEXPRESS-DOVER                                |              | 1        |          |                  | 1     |
| KNOX COMMUNITY HOSPITAL                         |              |          | 1        | 100%             | 1     |
| CVS CA9823POCT SACRAMENTO                       |              | 1        |          |                  | 1     |
| INTERMOUNTAIN HEALTHCARE LABORATORY SERVICES    |              |          | 1        | 100%             | 1     |
| LAKE MARY OPTUM FLORIDA                         |              |          | 1        | 100%             | 1     |
| HAWTHORNE HEALTH AND REHABILITATION             |              |          | 1        | 100%             | 1     |

# COVID-19: testing by laboratory

Data through Feb 5, 2021 verified as of Feb 6, 2021 at 09:25 AM

Data in this report are provisional and subject to change.

The numbers in the table below represent the number of Florida and non-Florida residents for whom test results were received by the Department of Health. A person can be tested by more than one laboratory and can have both positive and negative results. **Therefore, the sum of the numbers in each column will be larger than the total number of people tested.**

| Reporting lab                                 | Inconclusive | Negative | Positive | Percent positive | Total |
|---|--------------|----------|----------|------------------|-------|
| CVS NC3803POCT MOORESVILLE                    |              | 1        |          |                  | 1     |
| A G RHODES HOME AT WESLEY WOODS               |              | 1        |          |                  | 1     |
| MARINA DEL REY HOSPITAL LAB                   |              |          | 1        | 100%             | 1     |
| CORNERSTONE OF RECOVERY INC                   |              | 1        |          |                  | 1     |
| CLERMONT HEALTH DEPARTMENT                    |              |          | 1        | 100%             | 1     |
| OMNI HEALTHCARE URGENT CARE                   |              |          | 1        | 100%             | 1     |
| NORTH FL SOUTH GA HCS-LAKE CITY               |              |          | 1        | 100%             | 1     |
| TRUMAN MEDICAL CENTER - HOSPITAL HILL         |              |          | 1        | 100%             | 1     |
| DEL PRADO MEDICAL CENTER, INC                 |              | 1        |          |                  | 1     |
| ALLIED PHYSICIANS GROUP                       |              | 1        |          |                  | 1     |
| SPINE & PAIN CONSULTANT PLLC                  |              | 1        |          |                  | 1     |
| SOUTH FLORIDA RESEARCH ORGANIZATION           |              |          | 1        | 100%             | 1     |
| SOUTH TEXAS HEALTH SYSTEM ER - WARE ROAD      |              |          | 1        | 100%             | 1     |
| OHIO VALLEY MANOR NURSING &                   |              | 1        |          |                  | 1     |
| MDS PHARMA SERVICES                           |              | 1        |          |                  | 1     |
| SANTA CLARA VALLEY MEDICAL CENTER             |              |          | 1        | 100%             | 1     |
| ALPHA CLINICAL LABORATORY CORP.               |              |          | 1        | 100%             | 1     |
| USC VERDUGO HILLS HOSPITAL                    |              |          | 1        | 100%             | 1     |
| LAKE SUCCESS EXTENDED CARE                    |              | 1        |          |                  | 1     |
| CHAMBREL AT PINECASTLE                        |              |          | 1        | 100%             | 1     |
| CUSTOM SCRIPTS PHARMACY                       |              | 1        |          |                  | 1     |
| MEDEXPRESS URGENT CARE-MEADVILLE              |              |          | 1        | 100%             | 1     |
| CULVER CITY URGENT CARE                       |              |          | 1        | 100%             | 1     |
| Community Compassion Center of Batesville     |              |          | 1        | 100%             | 1     |
| BROOKSHIRE, THE                               |              |          | 1        | 100%             | 1     |
| 441 URGENT CARE CENTER - BROWNWOOD            |              |          | 1        | 100%             | 1     |
| MEDEXPRESS URGENT CARE, EDWARDSVILLE          |              | 1        |          |                  | 1     |
| MOUNT SINAI COMPREHENSIVE CANCER CENTER       |              |          | 1        | 100%             | 1     |
| MEDSTAR URGENT CARE, LLC                      |              |          | 1        | 100%             | 1     |
| SUNCOAST BEHAVIORAL HEALTH CENTER             |              |          | 1        | 100%             | 1     |
| RM PHARMACY SERVICES INC                      |              | 1        |          |                  | 1     |
| TARRANT MEDICAL ASSOCIATES                    |              |          | 1        | 100%             | 1     |
| ST JOSEPH'S HOSPITAL NORTH LABORATORY         |              |          | 1        | 100%             | 1     |
| BNJ   |              | 1        |          |                  | 1     |
| MEDEXPRESS URGENT CARE - DERBY N ROCK         |              | 1        |          |                  | 1     |
| SANFORD LABORATORIES WATERTOWN                |              |          | 1        | 100%             | 1     |
| FLAGLER PROFESSIONAL HEALTH CARE SERVICES INC |              | 1        |          |                  | 1     |
| PRIMEX CLINICAL LABORATORIES INC              |              |          | 1        | 100%             | 1     |
| CVS NJ715POCT WAYNE                           |              | 1        |          |                  | 1     |
| CVS IN6559POCT AVON                           |              | 1        |          |                  | 1     |
| STEWART FLORIDA ALF, INC                      |              |          | 1        | 100%             | 1     |
| MEDEXPRESS URGENT CARE - WAYNESBURG           |              | 1        |          |                  | 1     |
| PALOMAR MEDICAL CENTER                        |              |          | 1        | 100%             | 1     |
| MORNINGSIDE NURSING AND REHABILITATION        |              | 1        |          |                  | 1     |
| Heartland of Perrysburg                       |              | 1        |          |                  | 1     |
| CONVENIENT MEDICAL AND HEALTH SERVICES        |              |          | 1        | 100%             | 1     |
| LOWER KEYS COMMUNITY HEALTH CENTER            |              |          | 1        | 100%             | 1     |

# COVID-19: testing by laboratory

Data through Feb 5, 2021 verified as of Feb 6, 2021 at 09:25 AM

Data in this report are provisional and subject to change.

The numbers in the table below represent the number of Florida and non-Florida residents for whom test results were received by the Department of Health. A person can be tested by more than one laboratory and can have both positive and negative results. **Therefore, the sum of the numbers in each column will be larger than the total number of people tested.**

| Reporting lab                                     | Inconclusive | Negative | Positive | Percent positive | Total |
|---|--------------|----------|----------|------------------|-------|
| NEMOURS CHILDREN'S PRIMARY CARE                   |              |          | 1        | 100%             | 1     |
| Kroger 518 - The Little Clinic Hermitage          |              | 1        |          |                  | 1     |
| RIVERSIDE MEDICAL CENTER                          |              | 1        |          |                  | 1     |
| ST.ELIZABETH HEALTH CENTER                        | 1            |          |          |                  | 1     |
| SHANDS JACKSONVILLE CLINICAL CENTER               |              |          | 1        | 100%             | 1     |
| JPS HEALTH CENTER AT TRUE WORTH PLACE             |              |          | 1        | 100%             | 1     |
| CVS CA9803POCT RIVERSIDE                          |              | 1        |          |                  | 1     |
| ST MICHAEL'S ELITE MEDICAL HOSPITAL               |              |          | 1        | 100%             | 1     |
| SUMMERFIELD PAIN MANAGEMENT                       |              |          | 1        | 100%             | 1     |
| CENTRAL FLORIDA INTERNAL OCCUPATIONAL AND         |              | 1        |          |                  | 1     |
| VIVIAN SIMMONS FAMILY PRACTICE                    |              |          | 1        | 100%             | 1     |
| CELEBRATION FAMILY PHYSICIANS LLC                 |              |          | 1        | 100%             | 1     |
| PROGENESIS INC                                    |              |          | 1        | 100%             | 1     |
| SPRINGFIELD HOSPITAL                              |              |          | 1        | 100%             | 1     |
| AZALEALAND NURSING HOME                           |              | 1        |          |                  | 1     |
| NORTHSIDE FAMILY MEDICINE                         |              | 1        |          |                  | 1     |
| Ravenwood Speciality Care                         |              | 1        |          |                  | 1     |
| DR. G'S URGENT CARE                               |              |          | 1        | 100%             | 1     |
| CVS NC7213POCT MATTHEWS                           |              | 1        |          |                  | 1     |
| PROGRESSIVE MEDICAL RESEARCH                      |              |          | 1        | 100%             | 1     |
| MARTIN MEM FAMILY CARE AT ST LUCIE W              |              |          | 1        | 100%             | 1     |
| Autumn Care of Suffolk                            |              | 1        |          |                  | 1     |
| FOUNDATION LABORATORY                             |              |          | 1        | 100%             | 1     |
| Rockcastle Health and Rehab                       |              | 1        |          |                  | 1     |
| LABORATORY COPRORATION OF AMERICA                 |              |          | 1        | 100%             | 1     |
| MRMC LAB MICRO                                    |              |          | 1        | 100%             | 1     |
| Kroger 409 - The Little Clinic Hebron Marketplace |              |          | 1        | 100%             | 1     |
| CVS PA1074POCT KENNETT SQUARE                     |              | 1        |          |                  | 1     |
| Cerenity Senior Care-White Bear Lake              |              | 1        |          |                  | 1     |
| CHIPOLA QUICK CARE                                |              |          | 1        | 100%             | 1     |
| MEDEXPRESS URGENT CARE - LEOMINSTER               |              | 1        |          |                  | 1     |
| FIRST PHYSICIANS GROUP - LORRAINE CORNERS         |              | 1        |          |                  | 1     |
| FIRST CARE WALK IN CLINIC LLC                     |              |          | 1        | 100%             | 1     |
| Northern Nevada State Veterans Home               |              | 1        |          |                  | 1     |
| URGENT TEAM MANAGEMENT OF TENNESSEE, L            |              |          | 1        | 100%             | 1     |
| CVS PA371POCT PHILADELPHIA                        |              | 1        |          |                  | 1     |
| HARMONY HEALTHCARE ORLANDO INC                    |              | 1        |          |                  | 1     |
| SHANNON MEDICAL CENTER                            |              |          | 1        | 100%             | 1     |
| MINUTECLINIC DIAGNOSTIC MED GRP OF ORA            |              |          | 1        | 100%             | 1     |
| CVS MA2297677CV BOSTON                            |              | 1        |          |                  | 1     |
| KENDALL PEDIATRICS PARTNERS LLC                   |              |          | 1        | 100%             | 1     |
| INNOVATIVE HEALTH DIAGNOSTIC OF CALIFORNIA        |              |          | 1        | 100%             | 1     |
| MEDICAL CENTER                                    |              |          | 1        | 100%             | 1     |
| DAVITA DIALYSIS-NORTH                             |              |          | 1        | 100%             | 1     |
| PSL JAX BEACH OPERATIONS LLC                      |              |          | 1        | 100%             | 1     |
| Kroger 419 - The Little Clinic Farmington/Exeter  |              | 1        |          |                  | 1     |
| NORTH OKALOOSA CLINIC CORP                        |              | 1        |          |                  | 1     |

# COVID-19: testing by laboratory

Data through Feb 5, 2021 verified as of Feb 6, 2021 at 09:25 AM

Data in this report are provisional and subject to change.

The numbers in the table below represent the number of Florida and non-Florida residents for whom test results were received by the Department of Health. A person can be tested by more than one laboratory and can have both positive and negative results. **Therefore, the sum of the numbers in each column will be larger than the total number of people tested.**

| Reporting lab                                     | Inconclusive | Negative | Positive | Percent positive | Total |
|---|--------------|----------|----------|------------------|-------|
| SMITH KLINE                                       |              |          | 1        | 100%             | 1     |
| ANY LAB TEST NOW JACKSONVILLE                     |              | 1        |          |                  | 1     |
| MARYLAND DEPARTMENT OF HEALTH AND MENTAL HYGIENE  |              |          | 1        | 100%             | 1     |
| CARBON HEALTH                                     |              |          | 1        | 100%             | 1     |
| VALLEY HOSPITAL MEDICAL CENTER                    |              | 1        |          |                  | 1     |
| EVENTIDE LUTHERAN HOME                            |              | 1        |          |                  | 1     |
| Manassas Health & Rehab                           |              |          | 1        | 100%             | 1     |
| Bayou Vista Community Care Center                 |              |          | 1        | 100%             | 1     |
| PINELLAS CHD - CLEARWATER                         |              |          | 1        | 100%             | 1     |
| BEAUMONT REFERENCE LABORATORY                     |              |          | 1        | 100%             | 1     |
| HOLMES FAMILY PRACTICE PA                         |              |          | 1        | 100%             | 1     |
| Niles Nursing and Rehab. Center                   |              | 1        |          |                  | 1     |
| CENTRAL FL INTERNAL MEDICINE ASSOCIATES LLC       |              | 1        |          |                  | 1     |
| COLLIER BLVD HMA PHYSICIANS MANAGEMENT LLC        |              |          | 1        | 100%             | 1     |
| KAISER PERMANENTE REGIONAL REFERENCE LABORATORY   |              | 1        |          |                  | 1     |
| SPECTRUM LUDINGTON                                |              |          | 1        | 100%             | 1     |
| Shelbyville Manor                                 |              | 1        |          |                  | 1     |
| MAYO CLINIC BEACHES PRIMARY CARE CTR              |              | 1        |          |                  | 1     |
| SAINT LEO UNIVERSITY INCORPORATED                 |              |          | 1        | 100%             | 1     |
| CENTRAL JERSEY URGENT CARE OF EATONTOW            |              | 1        |          |                  | 1     |
| TENNOVA HEALTHCARE - CLEVELAND                    |              |          | 1        | 100%             | 1     |
| VANDERBILT UNIVERSITY MEDICAL CENTER              |              |          | 1        | 100%             | 1     |
| SPARTANBURG REGIONAL MEDICAL CENTER               |              |          | 1        | 100%             | 1     |
| MEMORIAL HERMANN KATY HOSPITAL                    |              |          | 1        | 100%             | 1     |
| BLOSSOMS ASSISTED LIVING 1 LLC                    |              |          | 1        | 100%             | 1     |
| TCPA CLINICAL LABORATORIES                        |              |          | 1        | 100%             | 1     |
| APPLING NURSING & REHABILITATION PAVIL            |              | 1        |          |                  | 1     |
| MEMORIAL HOSPITAL - BELLEVILLE                    |              |          | 1        | 100%             | 1     |
| OMNICARE PHARMACY OF TEXAS 1, LP                  |              | 1        |          |                  | 1     |
| ARTESIAN HOME                                     |              | 1        |          |                  | 1     |
| CHRISTUS SPOHN HOSPITAL                           |              |          | 1        | 100%             | 1     |
| CITRUS DERMATOLOGY                                |              |          | 1        | 100%             | 1     |
| WALGREENS # 12338                                 |              | 1        |          |                  | 1     |
| MINUTECLINIC, LLC #07876                          |              |          | 1        | 100%             | 1     |
| WEST VIRGINIA UNIVERSITY HOSPITALS                |              |          | 1        | 100%             | 1     |
| USCG AIR STATION CLEARWATER CLINIC                |              |          | 1        | 100%             | 1     |
| CVS MA957POCT WEST SPRINGFIELD                    |              | 1        |          |                  | 1     |
| SOUTHWEST ORLANDO FAMILY MEDICINE, PL             |              |          | 1        | 100%             | 1     |
| EASTMAN HEALTHCARE & REHAB                        |              | 1        |          |                  | 1     |
| RCP OF MEMORIAL WEST                              |              |          | 1        | 100%             | 1     |
| 777 URGENT CARE                                   |              |          | 1        | 100%             | 1     |
| MEDEXPRESS URGENT CARE, MOSSIDE                   |              | 1        |          |                  | 1     |
| Buena Vista Care Center                           |              | 1        |          |                  | 1     |
| Walgreens #9890                                   |              | 1        |          |                  | 1     |
| SOUTHEASTERN HEALTH FACILITES, INC                |              | 1        |          |                  | 1     |
| MAINE HEALTH AND ENVIRONMENTAL TESTING LABORATORY |              |          | 1        | 100%             | 1     |
| DAYTONA BEACH CENTRA CARE                         |              |          | 1        | 100%             | 1     |

# COVID-19: testing by laboratory

Data through Feb 5, 2021 verified as of Feb 6, 2021 at 09:25 AM

Data in this report are provisional and subject to change.

The numbers in the table below represent the number of Florida and non-Florida residents for whom test results were received by the Department of Health. A person can be tested by more than one laboratory and can have both positive and negative results. **Therefore, the sum of the numbers in each column will be larger than the total number of people tested.**

| Reporting lab   | Inconclusive | Negative | Positive | Percent positive | Total |
|---|--------------|----------|----------|------------------|-------|
| SOPHIA MEDICAL ASSOCIATES, PC                                 |              |          | 1        | 100%             | 1     |
| US LABORATORIES   |              |          | 1        | 100%             | 1     |
| BRISTOL REGINAL MEDICAL CENTER                                |              |          | 1        | 100%             | 1     |
| FLORIDA FAMILY LABORATORY                                     |              | 1        |          |                  | 1     |
| Raleigh Center (WV)   |              |          | 1        | 100%             | 1     |
| SILVER SPRINGS SHORES DIALYSIS                                |              |          | 1        | 100%             | 1     |
| WELL-KEY URGENT CARE SEVIERVILLE                              |              |          | 1        | 100%             | 1     |
| LAKE VIEW COURT   |              | 1        |          |                  | 1     |
| HEALTH GUAGE  |              |          | 1        | 100%             | 1     |
| Baypoint Healthcare Center                                    |              |          | 1        | 100%             | 1     |
| MARTIN HEALTH PHYSICIAN GROUP                                 |              |          | 1        | 100%             | 1     |
| LAKE PEDIATRICS   |              |          | 1        | 100%             | 1     |
| HELIX URGENT CARE   |              |          | 1        | 100%             | 1     |
| SKY RIDGE MEDICAL CENTER - MICRO                              |              |          | 1        | 100%             | 1     |
| KEY WEST BRANCH MEDICAL CLINIC                                |              |          | 1        | 100%             | 1     |
| SHAMRA MEDICAL LABORATORY                                     |              |          | 1        | 100%             | 1     |
| MINUTECLINIC DIAGNOSTIC OF VIRGINIA, LLC #1980                |              | 1        |          |                  | 1     |
| NORTH COUNTRY FAMILY HEALTH CENTER INC                        |              | 1        |          |                  | 1     |
| NORTH WEST FLORIDA DIAGNOSTIC ENOCRINOLOGY CLINIC             |              |          | 1        | 100%             | 1     |
| Kroger - KRO01100688  |              |          | 1        | 100%             | 1     |
| MARYLAND DEPARTMENT OF HEALTH AND MENTAL HYGIENE-LABORATORIES |              |          | 1        | 100%             | 1     |
| GENESIS MICROBIOLOGY LAB                                      |              | 1        |          |                  | 1     |
| MC DIAGNOSTIC OF CONNECTICUT, PC #252                         |              |          | 1        | 100%             | 1     |
| FIU HEALTH CARE CENTER  |              |          | 1        | 100%             | 1     |
| GSM OCED Subsection   |              |          | 1        | 100%             | 1     |
| PUBLIX PHARMACY # 1236  |              |          | 1        | 100%             | 1     |
| BLACK STALLION WALK IN AND EXERCISE CLINICS LLC               |              | 1        |          |                  | 1     |
| MINUTE CLINIC LLC #1909                                       |              | 1        |          |                  | 1     |
| STEWART MEDICAL GROUP INC                                     |              |          | 1        | 100%             | 1     |
| GENDERXPRESS/PICTURE ME PERFECT IMAGING                       |              |          | 1        | 100%             | 1     |
| C V S / PHARMACY #833   |              | 1        |          |                  | 1     |
| Bethel Lutheran Nursing & Rehabilitation Center               |              | 1        |          |                  | 1     |
| TRIPLE O RESEARCH INSTITUTE PA                                |              |          | 1        | 100%             | 1     |
| HALE KUPUNA HERITAGE HOME                                     |              | 1        |          |                  | 1     |
| HOLLAND COMMUNITY HOSPITAL                                    |              | 1        |          |                  | 1     |
| THYROID SPECIALTY LABORATORY                                  |              |          | 1        | 100%             | 1     |
| CLARKSVILLE MANOR INC   |              | 1        |          |                  | 1     |
| Memorial Health Care Center                                   |              |          | 1        | 100%             | 1     |
| KIDSVILLE PEDIATRICS IV PA                                    |              | 1        |          |                  | 1     |
| YOUR KIDS URGENT CARE   |              |          | 1        | 100%             | 1     |
| GOSHEN HOSPITAL   |              |          | 1        | 100%             | 1     |
| HORIZON MEDICAL CENTER  |              |          | 1        | 100%             | 1     |
| STARLING AT SAN JOSE  |              |          | 1        | 100%             | 1     |
| SANITAS RESEARCH LLC  |              |          | 1        | 100%             | 1     |
| MONMOUTH MEDICALC ENTER                                       |              | 1        |          |                  | 1     |
| TREASURE COAST URGENT & FAMILY CARE                           |              |          | 1        | 100%             | 1     |
| Accordius Health at Harrisonburg                              |              | 1        |          |                  | 1     |



# COVID-19: testing by laboratory

Data through Feb 5, 2021 verified as of Feb 6, 2021 at 09:25 AM

Data in this report are provisional and subject to change.

The numbers in the table below represent the number of Florida and non-Florida residents for whom test results were received by the Department of Health. A person can be tested by more than one laboratory and can have both positive and negative results. **Therefore, the sum of the numbers in each column will be larger than the total number of people tested.**

| Reporting lab  | Inconclusive | Negative | Positive | Percent positive | Total |
|--|--------------|----------|----------|------------------|-------|
| MERCYONE DES MOINES MEDICAL CENTER                                     |              |          | 1        | 100%             | 1     |
| PENNY PEDIATRICS   |              | 1        |          |                  | 1     |
| FAYETTE MEDICAL CENTER LAB   |              | 1        |          |                  | 1     |
| TREASURE COAST COMMUNITY HEALTH INC                                    |              |          | 1        | 100%             | 1     |
| CONSOLIDATED   |              |          | 1        | 100%             | 1     |
| ANDREWS INSTITUTE AMBULATORY SURGERY CENTER                            |              | 1        |          |                  | 1     |
| LIMA MEMORIAL HOSPITAL   |              |          | 1        | 100%             | 1     |
| METHODISM MIDLOTHIAN MEDICAL CENTER                                    |              |          | 1        | 100%             | 1     |
| NEW ULM MEDICAL CENTER   |              |          | 1        | 100%             | 1     |
| ABBOTT LABORATORIES - OCCUPATIONAL HEALTH SERVICES                     |              |          | 1        | 100%             | 1     |
| PREVENTIVE CARDIOLOGY AND INTERNAL MEDICINE ASSOCI                     |              |          | 1        | 100%             | 1     |
| Harbert Hills Academy Nursing Home                                     |              | 1        |          |                  | 1     |
| REFERENCE LABORATORY   |              |          | 1        | 100%             | 1     |
| CVS KY4779POCT LOUISVILLE  |              | 1        |          |                  | 1     |
| OMNI HEALTHCARE INC  |              |          | 1        | 100%             | 1     |
| CLEVELAND CLINIC OHIO LABORATORIES                                     |              |          | 1        | 100%             | 1     |
| BAYFRONT CARDIOVASCULAR ASSOCIATES                                     |              |          | 1        | 100%             | 1     |
| HOSPICE OF MARION COUNTY INC   |              |          | 1        | 100%             | 1     |
| FLORIDA HOSPITAL TRANSPLANT CENTER                                     |              | 1        |          |                  | 1     |
| WOMENS CARE FLORIDA LLC  |              |          | 1        | 100%             | 1     |
| CFHC - FROSTPROOF  |              |          | 1        | 100%             | 1     |
| MICROBIOLOGY DEPARTMENT  |              |          | 1        | 100%             | 1     |
| CHOTA COMMUNITY HEALTH SERVICES  |              | 1        |          |                  | 1     |
| LIFELINK TRANSPLANT INSTITUTE LAB                                      |              |          | 1        | 100%             | 1     |
| SOMA MEDICAL CENTER PA #3 PALOMINO                                     |              |          | 1        | 100%             | 1     |
| CVS OH4359POCT HUDSON  |              | 1        |          |                  | 1     |
| FLORIDA CLINICAL RESEARCH CENTER, LLC                                  |              |          | 1        | 100%             | 1     |
| JOHNSON & JOHNSON VISION CARE-VISTAKON                                 |              |          | 1        | 100%             | 1     |
| WESTON COUNTY HEALTH SERVICES  |              |          | 1        | 100%             | 1     |
| ACCURATE HEALTH SERVICES CORP  |              |          | 1        | 100%             | 1     |
| STEPHENS COUNTY HOSPITAL   |              |          | 1        | 100%             | 1     |
| LABTOX LABORATORIES  |              |          | 1        | 100%             | 1     |
| Good Samaritan Society-Atkinson  |              | 1        |          |                  | 1     |
| MIAMI CHILDRENS HOSPITAL MIDTOWN OUTPATIENT CENTER                     |              |          | 1        | 100%             | 1     |
| BAPTIST HEALTH EXPRESS CARE  |              |          | 1        | 100%             | 1     |
| CROZER-CHESTER MEDICAL CENTER  |              |          | 1        | 100%             | 1     |
| NORTH CAROLINA STATE LABORATORY OF PUBLIC HEALTH, SPECTRUM LAB NETWORK |              |          | 1        | 100%             | 1     |
| FLORIDA HEALTH CARE MEDICAL GROUP                                      |              | 1        |          |                  | 1     |
| Masonic Medical Research Institute                                     |              |          | 1        | 100%             | 1     |
| COLONIAL MEDICAL CENTER-EAST ORLANDO                                   |              |          | 1        | 100%             | 1     |
| MEDEXPRESS URGENT CARE - HADLEY  |              | 1        |          |                  | 1     |
| Kroger 672 - The Little Clinic Bill Kennedy & Glenwood                 |              | 1        |          |                  | 1     |
| ENCOMPASS HEALTH REHABILITATION HOSPITAL OF MIAMI                      |              |          | 1        | 100%             | 1     |
| CVS SC1540POCT MYRTLE BEACH  |              | 1        |          |                  | 1     |
| ORLANDO PHYSICIAN NETWORK  |              | 1        |          |                  | 1     |
| MARYWOOD HEIGHTS   |              | 1        |          |                  | 1     |
| Manor Care Health Care Services - Williamsport North                   |              | 1        |          |                  | 1     |

# COVID-19: testing by laboratory

Data through Feb 5, 2021 verified as of Feb 6, 2021 at 09:25 AM

Data in this report are provisional and subject to change.

The numbers in the table below represent the number of Florida and non-Florida residents for whom test results were received by the Department of Health. A person can be tested by more than one laboratory and can have both positive and negative results. **Therefore, the sum of the numbers in each column will be larger than the total number of people tested.**

| Reporting lab  | Inconclusive | Negative | Positive | Percent positive | Total |
|--|--------------|----------|----------|------------------|-------|
| ASANTE ROGUE REGIONAL MEDICAL CENTER L                 |              | 1        |          |                  | 1     |
| ANDREWS  |              |          | 1        | 100%             | 1     |
| Kroger 539 - The Little Clinic Memorial Blvd.          |              | 1        |          |                  | 1     |
| MERITER LABORATORIES                                   |              |          | 1        | 100%             | 1     |
| CLINICAL LABORATORY DEPARTMENT                         |              |          | 1        | 100%             | 1     |
| MINUTECLINIC DIAGNOSTIC, PA                            |              | 1        |          |                  | 1     |
| MEDEXPRESS URGENT CARE - BENTON                        |              | 1        |          |                  | 1     |
| LAB. CORP. OF AMERICA                                  |              |          | 1        | 100%             | 1     |
| HIDALGO FAMILY CLINIC                                  |              |          | 1        | 100%             | 1     |
| CVS IN8669POCT INDIANAPOLIS                            |              | 1        |          |                  | 1     |
| AUTUMN CARE OF STATESVILLE, LLC                        |              | 1        |          |                  | 1     |
| CVS TX7675POCT RED OAK                                 |              |          | 1        | 100%             | 1     |
| EAST COAST INSTITUTE FOR RESEARCH LLC                  |              |          | 1        | 100%             | 1     |
| BHA TITUSVILLE CLINIC                                  |              |          | 1        | 100%             | 1     |
| ENCOMPASS HEALTH HOME HEALTH                           |              | 1        |          |                  | 1     |
| URGENT CARE CENTER OF PORT ORANGE LLC                  |              |          | 1        | 100%             | 1     |
| ADVANCE MD CARE  |              |          | 1        | 100%             | 1     |
| BAPTIST HOSPITAL LABORATORY                            |              |          | 1        | 100%             | 1     |
| RIVERTON CBOC  |              |          | 1        | 100%             | 1     |
| GADSDEN COUNTY HEALTH DEPARTMENT                       |              |          | 1        | 100%             | 1     |
| MISSION HOSPITAL                                       |              |          | 1        | 100%             | 1     |
| HANCOCK REGIONAL HOSPITAL                              |              | 1        |          |                  | 1     |
| INDIGO PALMS   |              |          | 1        | 100%             | 1     |
| CLINTON DRUG STORE                                     |              | 1        |          |                  | 1     |
| ABSOLUTE CAREGIVERS HOME HEALTH AGENCY INC             |              |          | 1        | 100%             | 1     |
| IDAHO HEALTH DEPARTMENT                                |              |          | 1        | 100%             | 1     |
| Oakview Manor Health and Rehab                         |              | 1        |          |                  | 1     |
| DR PHILLIPS CENTER FOR WELLNESS                        |              | 1        |          |                  | 1     |
| HOLYOKE MEDICAL CENTER                                 |              |          | 1        | 100%             | 1     |
| MEDEXPRESS URGENT CARE - MYLAN                         |              |          | 1        | 100%             | 1     |
| CVS MINUTE CLINIC #5836                                |              | 1        |          |                  | 1     |
| Walgreens #5914  |              | 1        |          |                  | 1     |
| Riverside Nursing & Rehabilitation Center              |              | 1        |          |                  | 1     |
| SUNY AT STONY BROOK                                    |              |          | 1        | 100%             | 1     |
| DEVLIN MANOR NURSING AND REHABILITATION                |              | 1        |          |                  | 1     |
| PROVIDENCE HOSPITAL                                    |              |          | 1        | 100%             | 1     |
| ADVANCE GASTROENTEROLOGY                               |              |          | 1        | 100%             | 1     |
| CVS IN5696POCT FORT WAYNE                              |              | 1        |          |                  | 1     |
| TALLAHASSEE DIALYSIS                                   |              | 1        |          |                  | 1     |
| FAMILY MEDICAL CENTERS                                 |              |          | 1        | 100%             | 1     |
| Waycross Health and Rehabilitation                     |              | 1        |          |                  | 1     |
| HARDEE COUNTY FIRE RESCUE                              |              | 1        |          |                  | 1     |
| CLINICAL MICROBIOLOGY LAB FAIRVIEW UNIVERSITY HOSPITAL |              |          | 1        | 100%             | 1     |
| Oak Hill Health & Rehabilitation Center                |              |          | 1        | 100%             | 1     |
| TALLAHASSEE PRIMARY CARE ASSOCIATES PA                 |              |          | 1        | 100%             | 1     |
| MEMORIAL HERMANN SOUTHWEST HOSPITAL                    |              |          | 1        | 100%             | 1     |
| HELEN HAYES HOSPITAL LABORATORY                        |              | 1        |          |                  | 1     |

# COVID-19: testing by laboratory

Data through Feb 5, 2021 verified as of Feb 6, 2021 at 09:25 AM

Data in this report are provisional and subject to change.

The numbers in the table below represent the number of Florida and non-Florida residents for whom test results were received by the Department of Health. A person can be tested by more than one laboratory and can have both positive and negative results. **Therefore, the sum of the numbers in each column will be larger than the total number of people tested.**

| Reporting lab                                      | Inconclusive | Negative | Positive | Percent positive | Total |
|--|--------------|----------|----------|------------------|-------|
| HEALTH FIRST MEDICAL GROUP LLC                     |              |          | 1        | 100%             | 1     |
| Accordius Health at Gastonia                       |              |          | 1        | 100%             | 1     |
| Kroger 753 - The Little Clinic Goss Avenue         |              | 1        |          |                  | 1     |
| ISLANDS ASSISTED LIVING FACILITY,THE               |              |          | 1        | 100%             | 1     |
| ARLINGTON ADULT RESIDENTIAL FACILITY, INC          |              |          | 1        | 100%             | 1     |
| CONCENTRA - TAMPA EAST                             |              | 1        |          |                  | 1     |
| EXPRESS CARE OF OCALA                              |              |          | 1        | 100%             | 1     |
| NEMOURS CHILDRENS URGENT CARE                      |              |          | 1        | 100%             | 1     |
| TALLAHASSEE MEMORIAL HEALTHCARE                    |              |          | 1        | 100%             | 1     |
| MARTIN LUTHER KING RENAL INSTITUTE                 |              |          | 1        | 100%             | 1     |
| PARKWAY REGIONAL MEDICAL CENTER LAB                |              |          | 1        | 100%             | 1     |
| SARHA DOCTORS CENTER                               |              |          | 1        | 100%             | 1     |
| PATHOLOGY  |              | 1        |          |                  | 1     |
| Monument Health Strugis Care Center                |              | 1        |          |                  | 1     |
| BIODORON LABORATORIES                              |              |          | 1        | 100%             | 1     |
| FLORIDA ADVANCED MEDICAL AND DERM AESTHETICS LLC   |              |          | 1        | 100%             | 1     |
| DERMDX, DIV OF AURORA DIAGNOSTICS/BERNHARDT LAB    |              | 1        |          |                  | 1     |
| SHAW MEDICAL GROUP LLC                             |              |          | 1        | 100%             | 1     |
| BLACKBERRY CENTER, THE                             |              | 1        |          |                  | 1     |
| CAN COMMUNITY HEALTH LLC                           |              | 1        |          |                  | 1     |
| ATHENA PLASTIC SURGERY                             |              | 1        |          |                  | 1     |
| WATERTOWN URGENT CARE                              |              | 1        |          |                  | 1     |
| Kroger 907 - The Little Clinic Holland             |              | 1        |          |                  | 1     |
| KIOSK MEDICINE KENTUCKY LLC                        |              | 1        |          |                  | 1     |
| SAN JOSE CLINIC                                    |              | 1        |          |                  | 1     |
| BAYLOR SCOTT & WHITE ALL SAINTS MEDICAL CENTER FT  |              |          | 1        | 100%             | 1     |
| NONA MEDICAL ARTS                                  |              | 1        |          |                  | 1     |
| Robinson Terrace Rehabilitation and Nursing Center |              | 1        |          |                  | 1     |
| APALACHEE CENTER INC                               |              | 1        |          |                  | 1     |
| BUFFALO VAMC                                       |              |          | 1        | 100%             | 1     |
| LABORATORIO BUENA SALUD                            |              |          | 1        | 100%             | 1     |
| ATHENS MEDICAL CENTER                              |              |          | 1        | 100%             | 1     |
| PRACTITIONERS IN MOTION                            |              |          | 1        | 100%             | 1     |
| DEVITA   |              | 1        |          |                  | 1     |
| CVS AZ7841POCT TUCSON                              |              | 1        |          |                  | 1     |
| EXACCARE KINGSTON, LLC                             |              |          | 1        | 100%             | 1     |
| SHERIDAN AT HOBE SOUND, THE                        |              |          | 1        | 100%             | 1     |
| MINUTECLINIC DIAGNOSTIC OF KANSAS, PC              |              | 1        |          |                  | 1     |
| PCG MOLECULAR                                      |              |          | 1        | 100%             | 1     |
| NEMOURS CHILDREN'S HOSPITAL                        |              |          | 1        | 100%             | 1     |
| SYNAPSE ANALYTICAL LABS                            |              | 1        |          |                  | 1     |
| ALL PRO ORTHOPEDICS & SPORTS MEDICINE, PA          |              |          | 1        | 100%             | 1     |
| LITTLE COMPANY OF MARY HOSPITAL                    |              |          | 1        | 100%             | 1     |
| COBLESKILL REGIONAL HOSPITAL                       |              | 1        |          |                  | 1     |
| LONESTAR 24HRER MANAGEMENT LLC DBA LONESTAR 24HRER |              |          | 1        | 100%             | 1     |
| FLORHAM PARK ENDOSCOPY CENTER                      |              | 1        |          |                  | 1     |
| CLINICAL CARE CENTER, INC                          |              |          | 1        | 100%             | 1     |

# COVID-19: testing by laboratory

Data through Feb 5, 2021 verified as of Feb 6, 2021 at 09:25 AM

Data in this report are provisional and subject to change.

The numbers in the table below represent the number of Florida and non-Florida residents for whom test results were received by the Department of Health. A person can be tested by more than one laboratory and can have both positive and negative results. **Therefore, the sum of the numbers in each column will be larger than the total number of people tested.**

| Reporting lab                                      | Inconclusive | Negative | Positive | Percent positive | Total |
|--|--------------|----------|----------|------------------|-------|
| HEALTH FIRST HOME CARE                             |              | 1        |          |                  | 1     |
| JOHN PETER SMITH HOSPITAL- OB TRIAGE               |              |          | 1        | 100%             | 1     |
| CENTRAL JERSEY URGENT CARE                         |              | 1        |          |                  | 1     |
| CVS AZ9210POCT SCOTTSDALE                          |              | 1        |          |                  | 1     |
| WALGREENS NO 10512                                 |              |          | 1        | 100%             | 1     |
| Kroger 686 - The Little Clinic Farragut            |              | 1        |          |                  | 1     |
| MINUTECLINIC DIAGNOSTIC OF OHIO #5060              |              | 1        |          |                  | 1     |
| SYNERGENE LABORATORY                               |              |          | 1        | 100%             | 1     |
| CYPRESS VILLAGE REHAB CENTER                       |              | 1        |          |                  | 1     |
| MARYWOOD NURSING CARE CENTER                       |              | 1        |          |                  | 1     |
| YUMA REGIONAL MEDICAL CENTER                       |              |          | 1        | 100%             | 1     |
| MINUTE CLINIC DIAGNOSTICS OF IN, LLC #6252         |              | 1        |          |                  | 1     |
| Falmouth By The Sea                                |              |          | 1        | 100%             | 1     |
| Parkside Manor                                     |              | 1        |          |                  | 1     |
| MEA PRIMARY CARE PLUS BYRAM                        |              |          | 1        | 100%             | 1     |
| EILEEN TURBESSI MD PA                              |              | 1        |          |                  | 1     |
| FLAGLER COUNTY BOARD OF COUNTY COMMISSIONERS       |              |          | 1        | 100%             | 1     |
| American Fork Care Center dba Heritage Care Center |              | 1        |          |                  | 1     |
| BRIAN C GRINER MD LLC                              |              |          | 1        | 100%             | 1     |
| ADVENTHEALTH HOME CARE WATERMAN                    |              |          | 1        | 100%             | 1     |
| MEMORIAL SATILLA HEALTH                            |              |          | 1        | 100%             | 1     |
| ENZO LABS INC                                      |              |          | 1        | 100%             | 1     |
| WY RETIREMENT CENTER                               |              | 1        |          |                  | 1     |
| MID FLORIDA BIOLOGICALS                            |              |          | 1        | 100%             | 1     |
| MAURY REGIONAL MEDICAL CENTER                      |              | 1        |          |                  | 1     |
| HARTFORD HEALTH CARE & REHABILITATION              |              |          | 1        | 100%             | 1     |
| Mountain City Care and Rehabilitation Center       |              | 1        |          |                  | 1     |
| ASCENSION ST VINCENT'S - WESTSIDE                  |              |          | 1        | 100%             | 1     |
| ST CATHERINE HOSPITAL LABORATORY                   |              |          | 1        | 100%             | 1     |
| PREMIER MOBILE HEALTH SERVICES, LLC                |              |          | 1        | 100%             | 1     |
| HIGHLAND LABORATORY                                |              |          | 1        | 100%             | 1     |
| ADVANCED MEDICAL LABORATORIES (AML)                |              |          | 1        | 100%             | 1     |
| QUALITY LAB  |              |          | 1        | 100%             | 1     |
| GENESIS HOME HEALTH CARE SERVICES OF               |              |          | 1        | 100%             | 1     |
| POUDRE VALLEY HOSPITAL                             |              |          | 1        | 100%             | 1     |
| WESTOX LABS  |              | 1        |          |                  | 1     |
| MINUTECLINIC MINUTECLINIC #3665                    |              | 1        |          |                  | 1     |
| PRIMARY CARE GROUP LLC                             |              | 1        |          |                  | 1     |
| WOODHILLS LABS                                     |              |          | 1        | 100%             | 1     |
| DEACONESS URGENT CARE CENTER                       |              |          | 1        | 100%             | 1     |
| CVS CT1123POCT SOUTHBURY                           |              | 1        |          |                  | 1     |
| SUPERKIDS PEDIATRICS                               |              |          | 1        | 100%             | 1     |
| Kroger 328 - The Little Clinic Henderson Road      |              | 1        |          |                  | 1     |
| CVS PA1193POCT JENKINTOWN                          |              | 1        |          |                  | 1     |
| FAMILY MEDICAL CLINIC KENDALL LLC                  |              |          | 1        | 100%             | 1     |
| Kroger 618 - The Little Clinic Trail Creek Village |              | 1        |          |                  | 1     |
| Kroger 006 - The Little Clinic Uintah Gardens      |              | 1        |          |                  | 1     |

# COVID-19: testing by laboratory

Data through Feb 5, 2021 verified as of Feb 6, 2021 at 09:25 AM

Data in this report are provisional and subject to change.

The numbers in the table below represent the number of Florida and non-Florida residents for whom test results were received by the Department of Health. A person can be tested by more than one laboratory and can have both positive and negative results. **Therefore, the sum of the numbers in each column will be larger than the total number of people tested.**

| Reporting lab  | Inconclusive | Negative | Positive | Percent positive | Total |
|--|--------------|----------|----------|------------------|-------|
| NORTHWEST TEXAS HEALTHCARE SYSTEM,INC                            |              |          | 1        | 100%             | 1     |
| DOCTORS HOSPITAL OF LAREDO                                       |              |          | 1        | 100%             | 1     |
| CVS NV5942POCT LAS VEGAS   |              | 1        |          |                  | 1     |
| GOOD PEDIATRICS  |              |          | 1        | 100%             | 1     |
| MEDICAL ASSOCIATES OF THE SHOALS                                 |              | 1        |          |                  | 1     |
| Fairhaven Retirement Community                                   |              | 1        |          |                  | 1     |
| EXPRESS LAB LIVINGSTON   |              |          | 1        | 100%             | 1     |
| APOPKA FAMILY HEALTH CENTER                                      |              |          | 1        | 100%             | 1     |
| AMERICAN LAB LLC   |              | 1        |          |                  | 1     |
| SMITH  |              |          | 1        | 100%             | 1     |
| NF Escambia, LLC DBA Olive BranchHealth and Rehabilitaion Center |              |          | 1        | 100%             | 1     |
| CVS IL5797POCT CAROL STREAM                                      |              | 1        |          |                  | 1     |
| CVS SC2736POCT MURRELLS INLET                                    |              | 1        |          |                  | 1     |
| NIBHA MEDIRATTA MD PL  |              |          | 1        | 100%             | 1     |
| INDIAN RIDGE   |              | 1        |          |                  | 1     |
| RAMBAM URGENT CARE   |              |          | 1        | 100%             | 1     |
| WARREN GENERAL HOSPITAL  |              |          | 1        | 100%             | 1     |
| ALL CARE URGENT CARE   |              |          | 1        | 100%             | 1     |
| THE LITTLE CLINIC, LLC   |              |          | 1        | 100%             | 1     |
| WELLINGTON WEST 100176   |              |          | 1        | 100%             | 1     |
| SUN CITY DIAGNOSTIC CENTER                                       |              |          | 1        | 100%             | 1     |
| ST. VINCENT HOSPITAL   |              |          | 1        | 100%             | 1     |
| COASTAL ER IX, PHYSICIANS PREMIER                                |              |          | 1        | 100%             | 1     |
| Kroger - KRO03400316   |              |          | 1        | 100%             | 1     |
| NHC HealthCare St. Charles                                       |              | 1        |          |                  | 1     |
| PORTAGE MEDICAL CENTER   |              |          | 1        | 100%             | 1     |
| ADVANCED CARDIOVASCULAR DIAGNOSTICS OF FL                        |              |          | 1        | 100%             | 1     |
| SELECT MEDICAL CLINIC  |              |          | 1        | 100%             | 1     |
| CHATSWORTH ASSISTED LIVING COMMUNITY AT PGA NATIONAL             |              |          | 1        | 100%             | 1     |
| GRADY MEMORIAL HOSPITAL/MICRO                                    |              |          | 1        | 100%             | 1     |
| CVS CA9721POCT ARCADIA   |              | 1        |          |                  | 1     |
| KENNEDY BOULEVARD DIALYSIS                                       |              |          | 1        | 100%             | 1     |
| FLORIDA EPIDEMIOLOGY PROGRAM                                     |              |          | 1        | 100%             | 1     |
| MERRILL GARDENS AT CHAMPIONSGATE                                 |              |          | 1        | 100%             | 1     |
| HSRE-ASL CASSELBERRY TRS, LLC                                    |              |          | 1        | 100%             | 1     |
| Ashland Place Health and Rehabilitation, LLC                     |              | 1        |          |                  | 1     |
| ST JOHN'S HOME CARE  |              |          | 1        | 100%             | 1     |
| ASHLEY PEDIATRICS DAY & NIGHT CLINIC                             |              |          | 1        | 100%             | 1     |
| ELATION HEALTH   |              | 1        |          |                  | 1     |
| WILMINGTON NURSING AND REHAB                                     |              |          | 1        | 100%             | 1     |
| ST ANTHONY'S PINELLAS CARE CLINIC                                |              |          | 1        | 100%             | 1     |
| ADAMS COUNTY HEALTH DEPARTMENT                                   |              |          | 1        | 100%             | 1     |
| CMC MERCY LABORATORY   |              |          | 1        | 100%             | 1     |
| PROGRESSIVE URGENT CARE, PC                                      |              |          | 1        | 100%             | 1     |
| PEDIATRIC PARTNERS ZEPHYRHILLS                                   |              |          | 1        | 100%             | 1     |
| ROYAL OAK MEDICAL CENTER LLC DBA CHARACTER FAMILY                |              |          | 1        | 100%             | 1     |
| LANGLADE   |              |          | 1        | 100%             | 1     |



# COVID-19: testing by laboratory

Data through Feb 5, 2021 verified as of Feb 6, 2021 at 09:25 AM

Data in this report are provisional and subject to change.

The numbers in the table below represent the number of Florida and non-Florida residents for whom test results were received by the Department of Health. A person can be tested by more than one laboratory and can have both positive and negative results. **Therefore, the sum of the numbers in each column will be larger than the total number of people tested.**

| Reporting lab                              | Inconclusive | Negative | Positive | Percent positive | Total |
|--|--------------|----------|----------|------------------|-------|
| Florence Nursing and Rehabilitation Center |              | 1        |          |                  | 1     |
| THE HEART HOSPITAL BAYLOR PLANO            |              |          | 1        | 100%             | 1     |
| JOSHUA E CHESIR MD                         |              | 1        |          |                  | 1     |
| Sage Bluff Health & Rehabilitation Center  |              | 1        |          |                  | 1     |
| BAYSHORE DIALYSIS                          |              |          | 1        | 100%             | 1     |
| GALVESTON COUNTY HEALTH DISTRICT           |              |          | 1        | 100%             | 1     |
| MEDEXPRESS URGENT CARE - CABOT             |              |          | 1        | 100%             | 1     |
| MID FLORIDA DERMATOLOGY ASSOCIATES PA      |              |          | 1        | 100%             | 1     |
| VA OPTOMETRY CLINIC                        |              |          | 1        | 100%             | 1     |
| MEDICAL ASSOCIATES OF CARTER               |              | 1        |          |                  | 1     |
| GARDENS AT MAPLEWOOD                       |              |          | 1        | 100%             | 1     |
| TMH CANCER CENTER LABORATORY               |              |          | 1        | 100%             | 1     |
| Heritage of Red Cloud                      |              | 1        |          |                  | 1     |
| PELICAN STATE OUTPATIENT CENTER            |              |          | 1        | 100%             | 1     |
| CVS NC3319POCT CHARLOTTE                   |              | 1        |          |                  | 1     |
| SEWALLS POINT PHARMACY INC                 |              |          | 1        | 100%             | 1     |
| SPORTS MEDICINE CLINIC - U OF WYOMING      |              |          | 1        | 100%             | 1     |
| LAB TEST KENDALL LLC                       |              | 1        |          |                  | 1     |
| NORTH RIVER FAMILY HEALTH CENTER           |              |          | 1        | 100%             | 1     |
| Smg At Bridgewater Family Medicine         |              | 1        |          |                  | 1     |
| Life Care Center of Paradise Valley        |              | 1        |          |                  | 1     |
| EAST FL CORE LAB                           |              |          | 1        | 100%             | 1     |
| MEMORIAL HOSPITAL WEST                     |              |          | 1        | 100%             | 1     |
| ROSLYN INTERNAL MEDICINE                   |              | 1        |          |                  | 1     |
| Kroger 444 - The Little Clinic Dent        |              | 1        |          |                  | 1     |
| ONSLOW COUNTY HEALTH DEPARTMENT            |              |          | 1        | 100%             | 1     |
| MEDCOR CORPORATE CLINIC                    |              |          | 1        | 100%             | 1     |
| CROSSROADS URGENT CARE PLLC                |              | 1        |          |                  | 1     |
| Wedgewood Manor                            |              | 1        |          |                  | 1     |
| OPTUM PRIMARY CARE                         |              |          | 1        | 100%             | 1     |
| CYPRESS CREEK DIALYSIS CTR                 |              |          | 1        | 100%             | 1     |
| NORTHWEST FLORIDA SPECIALTY PHYSICIANS LLC |              | 1        |          |                  | 1     |
| NEW YORK STATE DEPTARTMENT OF HEALTH       |              |          | 1        | 100%             | 1     |
| EASTSIDE URGENT CARE                       |              |          | 1        | 100%             | 1     |
| BAPTIST HEALTH MEDICAL PLAZA               |              |          | 1        | 100%             | 1     |
| Heartland Health Care Center Jacksonville  |              |          | 1        | 100%             | 1     |
| HUMC                                       |              | 1        |          |                  | 1     |
| CLEVELAND CLINIC FLORIDA WAIVED            |              |          | 1        | 100%             | 1     |
| EVEXIA DIAGNOSTICS                         |              |          | 1        | 100%             | 1     |
| FIT4LIFE MEDICAL CENTER                    |              |          | 1        | 100%             | 1     |
| VITAL CARE                                 |              |          | 1        | 100%             | 1     |
| Elm Crest Senior Living Community          |              | 1        |          |                  | 1     |
| PINNACLE DIALYSIS                          |              | 1        |          |                  | 1     |
| Orchid Cove at Naples                      |              |          | 1        | 100%             | 1     |
| Kroger 126 - The Little Clinic Cottonwood  |              | 1        |          |                  | 1     |
| Glenburn Home                              |              | 1        |          |                  | 1     |
| CACERES SPECIALIZED GYNECOLOGY             |              | 1        |          |                  | 1     |

# COVID-19: testing by laboratory

Data through Feb 5, 2021 verified as of Feb 6, 2021 at 09:25 AM

Data in this report are provisional and subject to change.

The numbers in the table below represent the number of Florida and non-Florida residents for whom test results were received by the Department of Health. A person can be tested by more than one laboratory and can have both positive and negative results. **Therefore, the sum of the numbers in each column will be larger than the total number of people tested.**

| Reporting lab                                      | Inconclusive | Negative | Positive | Percent positive | Total |
|--|--------------|----------|----------|------------------|-------|
| Kroger 687 - The Little Clinic Sugar Hill          |              |          | 1        | 100%             | 1     |
| PUBLIX PHARMACY #1114                              |              |          | 1        | 100%             | 1     |
| LOUIS STOKES CLEVELAND VA MEDICAL CENTER           |              |          | 1        | 100%             | 1     |
| Freedom Pointe at The Villages                     |              |          | 1        | 100%             | 1     |
| SELECT SPECIALTY HOSPITAL - ORLANDO SOUTH          |              |          | 1        | 100%             | 1     |
| OXY-GENLAB   |              |          | 1        | 100%             | 1     |
| ADVENTHEALTH MEDICAL GROUP UROLOGY AT EAST ORLANDO |              | 1        |          |                  | 1     |
| KEY BISCAYNE PEDIATRIC ASSOCIATES INC              |              |          | 1        | 100%             | 1     |
| CVS SC4286POCT EASLEY                              |              | 1        |          |                  | 1     |
| PARK LANE NURSING HOME                             |              | 1        |          |                  | 1     |
| AVON PARK CLUSTER                                  |              | 1        |          |                  | 1     |
| Kroger 481 - The Little Clinic Houston Levee       |              | 1        |          |                  | 1     |
| LEGACY AT HIGHWOODS PRESERVE                       |              | 1        |          |                  | 1     |
| PARRISH MEDICAL GROUP                              |              |          | 1        | 100%             | 1     |
| SOUTHWOOD HEALTHCARE CENTER                        |              | 1        |          |                  | 1     |
| INSTANT MEDICAL CARE CENTER                        |              |          | 1        | 100%             | 1     |
| GOOD SAMARITAN HOSPITAL                            |              |          | 1        | 100%             | 1     |
| QUALITY CLINICAL LAB LLC                           |              |          | 1        | 100%             | 1     |
| OSF SAINT FRANCIS MEDICAL CENTER                   |              |          | 1        | 100%             | 1     |
| PHYSICIANS IMMEDIATE CARE                          |              |          | 1        | 100%             | 1     |
| MOORE CLINICAL RESEARCH INC                        |              |          | 1        | 100%             | 1     |
| PROVIDENCE PORTLAND MEDICAL CENTER                 |              | 1        |          |                  | 1     |
| SOUTH DADE NURSING & REHABILITATION CENTER         |              |          | 1        | 100%             | 1     |
| ENCORE AT BOCA RATON, THE                          |              |          | 1        | 100%             | 1     |
| GIFFORD MEMORIAL HOSPITAL                          |              | 1        |          |                  | 1     |
| ST VINCENT'S AMBULATORY CARE INC                   |              |          | 1        | 100%             | 1     |
| BHS PHYSICIAN NETWORK                              |              |          | 1        | 100%             | 1     |
| NORTH BREVARD CHILDRENS MEDICAL CENTER             |              |          | 1        | 100%             | 1     |
| NEW ERA COMMUNITY HEALTH CENTER LLC                |              | 1        |          |                  | 1     |
| UNIVERSITY OF BALTIMORE WASHINGTON MEDICAL CENTER  |              |          | 1        | 100%             | 1     |
| Consulate Health Care of Tallahassee               |              |          | 1        | 100%             | 1     |
| CRUSADER COMMUNITY HEALTH                          |              |          | 1        | 100%             | 1     |
| GOLDING-GRANADO MEDICAL ASSOCIATES                 |              | 1        |          |                  | 1     |
| CAMBRIDGE HEALTH ALLIANCE                          |              |          | 1        | 100%             | 1     |
| CVS NC2771POCT CLAYTON                             |              |          | 1        | 100%             | 1     |
| ALABAMA REFERENCE LAB                              |              |          | 1        | 100%             | 1     |
| ATLANTIS VISION CENTER                             |              |          | 1        | 100%             | 1     |
| SOMA MEDICAL CENTER PA #3 GREENACRES               |              |          | 1        | 100%             | 1     |
| OCALA REGIONAL DIALYSIS- NORTH                     |              |          | 1        | 100%             | 1     |
| CANDLER HOSPITAL                                   |              |          | 1        | 100%             | 1     |
| MULTICARE PHYSICIANS                               |              |          | 1        | 100%             | 1     |
| Eagle Health and Rehabilitation                    |              | 1        |          |                  | 1     |
| SAINT JOSEPHS HOSPITAL OF ATLANTA                  |              |          | 1        | 100%             | 1     |
| ADVENTHEALTH SENIOR CARE AT ORMOND                 |              |          | 1        | 100%             | 1     |
| MEDEXPRESS URGENT CARE - BENTONVILLE               |              | 1        |          |                  | 1     |
| ASSOCIATES IN INTERNAL MEDICINE PA                 |              |          | 1        | 100%             | 1     |
| OHSU MOLECULAR MICROBIOLOGY LAB                    |              | 1        |          |                  | 1     |

# COVID-19: testing by laboratory

Data through Feb 5, 2021 verified as of Feb 6, 2021 at 09:25 AM

Data in this report are provisional and subject to change.

The numbers in the table below represent the number of Florida and non-Florida residents for whom test results were received by the Department of Health. A person can be tested by more than one laboratory and can have both positive and negative results. **Therefore, the sum of the numbers in each column will be larger than the total number of people tested.**

| Reporting lab                                   | Inconclusive | Negative | Positive | Percent positive | Total |
|---|--------------|----------|----------|------------------|-------|
| OUCH URGENT CARE                                |              |          | 1        | 100%             | 1     |
| MEDEXPRESS URGENT CARE-BRENTWOOD                |              | 1        |          |                  | 1     |
| Holly Hill Healthcare Center                    |              |          | 1        | 100%             | 1     |
| Dugan Memorial Home                             |              | 1        |          |                  | 1     |
| ADVANCED HEALTHCARE ASSOCIATES                  |              | 1        |          |                  | 1     |
| HARDIN HEALTH INC                               |              | 1        |          |                  | 1     |
| CVS PA5890POCT MONROEVILLE                      |              |          | 1        | 100%             | 1     |
| APPLECARE URGENT CARE KINGSLAND                 |              |          | 1        | 100%             | 1     |
| RIDGE OPTUM FLORIDA                             |              |          | 1        | 100%             | 1     |
| WALGREENS #10854                                |              | 1        |          |                  | 1     |
| PROGRESSIVE MEDICAL LAB LLC                     |              |          | 1        | 100%             | 1     |
| CAREWELL URGENT CARE FITCHBURG                  |              |          | 1        | 100%             | 1     |
| SOUTHWOOD NURSING & RETIREMENT CENTER           |              | 1        |          |                  | 1     |
| FAU MEMORY & WELLNESS CENTER                    |              |          | 1        | 100%             | 1     |
| BEAUMONT URGENT CARE                            |              | 1        |          |                  | 1     |
| KETTERING MEDICAL CENTER                        |              |          | 1        | 100%             | 1     |
| AVERA SACRED HEART HOSPITAL                     |              |          | 1        | 100%             | 1     |
| Mountain View Manor                             |              |          | 1        | 100%             | 1     |
| Arch Plaza Nursing and Rehabilitation Center    |              |          | 1        | 100%             | 1     |
| San Antonio Residence and Rehabilitation Center |              | 1        |          |                  | 1     |
| ST FRANCIS MEDICAL CENTER                       |              |          | 1        | 100%             | 1     |
| Arlington Care Center                           |              |          | 1        | 100%             | 1     |
| LANTANA HC LAB                                  |              |          | 1        | 100%             | 1     |
| BROOKDALE AVONDALE (BU 04360)                   |              |          | 1        | 100%             | 1     |
| Senatobia Healthcare & Rehab                    |              | 1        |          |                  | 1     |
| MID-SOUTH URGENT CARE, PLLC                     |              |          | 1        | 100%             | 1     |
| Remarkable Healthcare Dallas                    |              |          | 1        | 100%             | 1     |
| COMMUNITY MEDICAL CARE                          |              |          | 1        | 100%             | 1     |
| INTEGRATED GENETICS SEQUENOM                    |              | 1        |          |                  | 1     |
| ST LUKES SURGICAL AT THE VILLAGES INC           |              |          | 1        | 100%             | 1     |
| MEDSTAR HEALTH URGENT CARE                      |              |          | 1        | 100%             | 1     |
| BASCOM PALMER-MICRO LAB                         |              |          | 1        | 100%             | 1     |
| BIOLOGICAL AND CHEMICAL EMERGENCIES LABORATORY  |              |          | 1        | 100%             | 1     |
| GREYSTONE HOME HEALTH OF GREATER ORLANDO LLC    |              | 1        |          |                  | 1     |
| CIMA MEDICAL CENTER                             |              |          | 1        | 100%             | 1     |
| TWIN  |              |          | 1        | 100%             | 1     |
| Metairie Healthcare Center                      |              |          | 1        | 100%             | 1     |
| MEDCOR INC                                      |              |          | 1        | 100%             | 1     |
| LANGLEY DIALYSIS                                |              |          | 1        | 100%             | 1     |
| SUPREME LABORATORY                              |              |          | 1        | 100%             | 1     |
| SONORAN DESERT PATHOLOGY                        |              |          | 1        | 100%             | 1     |
| BARRINGTON TERRACE NAPLES                       |              |          | 1        | 100%             | 1     |
| TRIPLE O MEDICAL SERVICES INC                   |              |          | 1        | 100%             | 1     |
| Florida Baptist Retirement Center               |              | 1        |          |                  | 1     |
| Kroger - KR070600172                            |              | 1        |          |                  | 1     |
| SHRIVERS PHARMACY AND WELLNESS CENTER           |              |          | 1        | 100%             | 1     |
| MOBILE INFIRMARY MEDICAL CENTER                 |              |          | 1        | 100%             | 1     |

# COVID-19: testing by laboratory

Data through Feb 5, 2021 verified as of Feb 6, 2021 at 09:25 AM

Data in this report are provisional and subject to change.

The numbers in the table below represent the number of Florida and non-Florida residents for whom test results were received by the Department of Health. A person can be tested by more than one laboratory and can have both positive and negative results. **Therefore, the sum of the numbers in each column will be larger than the total number of people tested.**

| Reporting lab                                      | Inconclusive | Negative | Positive | Percent positive | Total |
|--|--------------|----------|----------|------------------|-------|
| CHIEFLAND MEDICAL CENTER                           |              |          | 1        | 100%             | 1     |
| EUGENE T FINAN, MD                                 |              |          | 1        | 100%             | 1     |
| SUSAN F. WILLIAMS M.D., P.A.                       |              |          | 1        | 100%             | 1     |
| Mayfair Village Nursing Care Center                |              | 1        |          |                  | 1     |
| Chestnut Ridge Nursing & Rehab                     |              | 1        |          |                  | 1     |
| PUBLIC HEALTH LABORATORIES                         |              |          | 1        | 100%             | 1     |
| ANY LAB TEST FAST CORP                             |              |          | 1        | 100%             | 1     |
| MINUTECLINIC DIAG OF IND, LLC #6250                |              | 1        |          |                  | 1     |
| CVS IN6608POCT NEW PALESTINE                       |              |          | 1        | 100%             | 1     |
| RABI SINHA, MD                                     |              | 1        |          |                  | 1     |
| REELFOOT FAMILY WALK-IN CLINIC                     |              | 1        |          |                  | 1     |
| Kroger 699 - The Little Clinic Smyrna              |              | 1        |          |                  | 1     |
| NAVARRO MEDICAL CENTERS LLC                        |              |          | 1        | 100%             | 1     |
| ADVANCED URGENT CARE PLLC                          |              | 1        |          |                  | 1     |
| FELD ENTERTAINMENT                                 |              |          | 1        | 100%             | 1     |
| Kroger 410 - The Little Clinic Trinity             |              | 1        |          |                  | 1     |
| METROWEST MEDICAL CENTER - FRAMINGHAM              |              |          | 1        | 100%             | 1     |
| CVS SC5479POCT INDIAN LAND                         |              | 1        |          |                  | 1     |
| BEAUMONT HOSPITAL, GROSSE POINTE                   |              |          | 1        | 100%             | 1     |
| Redwood Springs Healthcare                         |              |          | 1        | 100%             | 1     |
| DR JAMES D FORBES FAMILY CARE CENTER               |              |          | 1        | 100%             | 1     |
| HERNANDO CHILDREN'S                                |              |          | 1        | 100%             | 1     |
| ARNOLD PALMER HOSPITAL LAB POCT                    |              | 1        |          |                  | 1     |
| HOUSTON DEPARTMENT OF HEALTH AND HUMAN SERVICES    |              |          | 1        | 100%             | 1     |
| Allen Health and Rehabilitation                    |              | 1        |          |                  | 1     |
| CVS NC3853POCT BURLINGTON                          |              | 1        |          |                  | 1     |
| MEDICAL CITY DENTON                                |              |          | 1        | 100%             | 1     |
| Southwest Louisiana Veterans Home                  |              |          | 1        | 100%             | 1     |
| WEST COAST CLINICAL LABS INC                       |              |          | 1        | 100%             | 1     |
| HOLSTON MEDICAL GROUP                              |              | 1        |          |                  | 1     |
| CLUB HEALTH AND REHABILITATION CENTER, THE         |              | 1        |          |                  | 1     |
| Kroger 549 - The Little Clinic Clinton Highway     |              | 1        |          |                  | 1     |
| SIMPLY HEALTHCARE AND WELLNESS CLINIC, PC          |              |          | 1        | 100%             | 1     |
| AUGUSTA HEALTH CLINICAL LABORATORY                 |              |          | 1        | 100%             | 1     |
| GENESEE COUNTY HEALTH DEPARTMENT                   |              | 1        |          |                  | 1     |
| CLEVELAND CLINIC OUTPATIENT LABORATORY             |              |          | 1        | 100%             | 1     |
| VELOCITY URGENT CARE - LITTLE CREEK                |              |          | 1        | 100%             | 1     |
| SHELBYVILLE HOSPITAL COMPANY                       |              | 1        |          |                  | 1     |
| CVS IL4778POCT EVANSTON                            |              | 1        |          |                  | 1     |
| WINCHESTER HOSPITAL                                |              |          | 1        | 100%             | 1     |
| Cooperstown Center for Nursing and Rehabillitation |              | 1        |          |                  | 1     |
| MED TECH CLINICAL LABORATORY                       |              | 1        |          |                  | 1     |
| ASHLEY PEDICATRICS DAY AND NIGHT CLINIC            |              |          | 1        | 100%             | 1     |
| NEW ERA HEALTH CENTER INC                          |              | 1        |          |                  | 1     |
| JMC TALLAHASSEE, LLC                               |              |          | 1        | 100%             | 1     |
| F W HUSTON MEDICAL CENTER SENIOR LIVIN             |              | 1        |          |                  | 1     |
| WEST COCOA PHARMACY                                |              |          | 1        | 100%             | 1     |

# COVID-19: testing by laboratory

Data through Feb 5, 2021 verified as of Feb 6, 2021 at 09:25 AM

Data in this report are provisional and subject to change.

The numbers in the table below represent the number of Florida and non-Florida residents for whom test results were received by the Department of Health. A person can be tested by more than one laboratory and can have both positive and negative results. **Therefore, the sum of the numbers in each column will be larger than the total number of people tested.**

| Reporting lab                                      | Inconclusive | Negative | Positive | Percent positive | Total |
|--|--------------|----------|----------|------------------|-------|
| NANCY M WORTHINGTON MD PA                          |              |          | 1        | 100%             | 1     |
| FREEPORT ER DOX URGENT CARE                        |              | 1        |          |                  | 1     |
| HABANA HEALTH CARE CENTER                          |              |          | 1        | 100%             | 1     |
| JFK INTERNAL MEDICINE FACULTY PRACTICE             |              |          | 1        | 100%             | 1     |
| LIFE CARE CENTER OF GWINNETT                       |              | 1        |          |                  | 1     |
| NHC Chattanooga                                    |              |          | 1        | 100%             | 1     |
| SHANNON CLARK OD, PA                               |              |          | 1        | 100%             | 1     |
| PUTNAM CO HOSPITAL-D/B/A ASBURY TOWERS             |              | 1        |          |                  | 1     |
| TRAVIS LEE THOMPSON MD                             |              |          | 1        | 100%             | 1     |
| RAPID CITY REGIONAL HOSPITAL -579 ATTN. LABORATORY |              | 1        |          |                  | 1     |
| WELLCARE URGENT CARE                               |              |          | 1        | 100%             | 1     |
| Vibrantlife of El Paso Rehabilitation Center       |              |          | 1        | 100%             | 1     |
| ALLIED PEDIATRICS & FAMILY MEDICINE                |              |          | 1        | 100%             | 1     |
| WEILL CORNELL MEDICAL ASSOCIATES - EAST SIDE       |              | 1        |          |                  | 1     |
| POETS WALK SARASOTA                                |              |          | 1        | 100%             | 1     |
| OCALA REGIONAL KIDNEY CENTER EAST                  |              |          | 1        | 100%             | 1     |
| Brown Memorial Home                                |              | 1        |          |                  | 1     |
| WALGREENS #06025                                   |              | 1        |          |                  | 1     |
| PARTNERS IN PRIMARY CARE                           |              | 1        |          |                  | 1     |
| INTERNAL MEDICINE ASSOCIATES                       |              | 1        |          |                  | 1     |
| Summit Medical Group Morristown Oncology           |              | 1        |          |                  | 1     |
| SANTA BARBARA ALF LLC (THE WINDSOR)                |              |          | 1        | 100%             | 1     |
| ADVANTA LABS, LLC                                  |              | 1        |          |                  | 1     |
| ORDRS, INC.  |              |          | 1        | 100%             | 1     |
| Maple Lane Nursing Home                            |              | 1        |          |                  | 1     |
| BROOKDALE PALM COAST                               |              | 1        |          |                  | 1     |
| Kroger 923 - The Little Clinic Centerville         |              | 1        |          |                  | 1     |
| CLINICAL TRIALS OF TAMPA LLC                       |              | 1        |          |                  | 1     |
| FLORIDA HOSPITAL LAB                               |              |          | 1        | 100%             | 1     |
| DAUGHTERS OF SARAH NURSING CENTER                  |              | 1        |          |                  | 1     |
| LSU MEDICAL CENTER                                 |              |          | 1        | 100%             | 1     |
| Woodstock Nursing and Rehabilitation Center        |              | 1        |          |                  | 1     |
| CURELOGICS WOUND CARE & HYPERBARIC CENTER          |              | 1        |          |                  | 1     |
| CARENOW URGENT CARE-HENDERSONVILLE                 |              | 1        |          |                  | 1     |
| BATESVILLE - SHERWOOD URGENT CARE                  |              |          | 1        | 100%             | 1     |
| SUTTER GOULD MEDICAL FOUNDATION                    |              |          | 1        | 100%             | 1     |
| DECATUR MORGAN HOSPITAL - DECATUR GENE             |              | 1        |          |                  | 1     |
| OCALA RKC EAST HEMO #1                             |              |          | 1        | 100%             | 1     |
| CVS IL2297652CV CHICAGO                            |              | 1        |          |                  | 1     |
| LARKIN COMMUNITY HOSPITAL PALM SPRINGS CAMPUS      |              |          | 1        | 100%             | 1     |
| ELLIS HOSPITAL URGENT CARE CENTER LAB              |              | 1        |          |                  | 1     |
| Good Samaritan Society - Albion                    |              | 1        |          |                  | 1     |
| MEDEXPRESS URGENT CARE - TOPEKA, SW WANAMAKER RD   |              | 1        |          |                  | 1     |
| YOUTH HEALTH CENTER OF HUNTINGTON                  |              | 1        |          |                  | 1     |
| TMH PHYSICIAN PARTNERS                             |              |          | 1        | 100%             | 1     |
| STANDIFER PLACE                                    |              | 1        |          |                  | 1     |
| MINUTECLINIC # 21110                               |              |          | 1        | 100%             | 1     |



# COVID-19: testing by laboratory

Data through Feb 5, 2021 verified as of Feb 6, 2021 at 09:25 AM

Data in this report are provisional and subject to change.

The numbers in the table below represent the number of Florida and non-Florida residents for whom test results were received by the Department of Health. A person can be tested by more than one laboratory and can have both positive and negative results. **Therefore, the sum of the numbers in each column will be larger than the total number of people tested.**

| Reporting lab                                   | Inconclusive | Negative | Positive | Percent positive | Total |
|---|--------------|----------|----------|------------------|-------|
| MOUNT SINAI MEDICAL CENTER AVENTURA ER          |              |          | 1        | 100%             | 1     |
| VETERANS AFFAIRS MEDICAL CENTER - EAST ORANGE   |              |          | 1        | 100%             | 1     |
| NORTHEAST TEXAS DIALYSIS                        |              | 1        |          |                  | 1     |
| Monument Health Custer Care Center              |              | 1        |          |                  | 1     |
| Kroger 647 - The Little Clinic Newnan Crossings |              |          | 1        | 100%             | 1     |
| CVS MA1006POCT BROCKTON                         |              | 1        |          |                  | 1     |
| Kroger 752 - The Little Clinic Central Station  |              | 1        |          |                  | 1     |
| Kroger 465 - The Little Clinic Oakley           |              | 1        |          |                  | 1     |
| ST. MARY MEDICAL CENTER                         |              | 1        |          |                  | 1     |
| EAST RIDGE RETIREMENT VILLAGE INC               |              | 1        |          |                  | 1     |
| NORTH FLORIDA CHILD DEVELOPMENT, INC            |              |          | 1        | 100%             | 1     |
| CENTRAL ALABAMA HEALTH CARE SYSTEM              |              |          | 1        | 100%             | 1     |
| URGENT CARE OF COASTAL GEORGIA                  |              |          | 1        | 100%             | 1     |
| ADVENTHEALTH MEDICAL GROUP OBSTETRICS           |              |          | 1        | 100%             | 1     |
| CVS SC7567POCT BOILING SPRINGS                  |              |          | 1        | 100%             | 1     |
| Diversicare of Smyrna                           |              | 1        |          |                  | 1     |
| AUTUMN HOUSE                                    |              |          | 1        | 100%             | 1     |
| PEDIATRIC PARTNERS                              |              |          | 1        | 100%             | 1     |
| GIBSON AREA PRIMARY CARE                        |              |          | 1        | 100%             | 1     |
| Kroger 441 - The Little Clinic Middletown       |              | 1        |          |                  | 1     |
| PREMIER PEDIATRICS                              |              |          | 1        | 100%             | 1     |
| LAKEWOOD RANCH MEDICAL GROUP LLC                |              |          | 1        | 100%             | 1     |
| LAKESIDE MEDICAL CENTER                         |              | 1        |          |                  | 1     |
| CHILTON MEDICAL CENTER                          |              | 1        |          |                  | 1     |
| BAYMEADOWS PEDIATRIC CARE                       |              | 1        |          |                  | 1     |
| WOOD COUNTY HEALTH DEPARTMENT                   |              |          | 1        | 100%             | 1     |
| HENRY FORD HOSPITAL                             |              |          | 1        | 100%             | 1     |
| University Plaza Rehabilitation and Nursing     |              |          | 1        | 100%             | 1     |
| FAMILY MEDICAL CENTER                           |              | 1        |          |                  | 1     |
| SUREPOINT URGENT CARE PADRE ISLAND              |              |          | 1        | 100%             | 1     |
| FAITH FAMILY PRACTICE                           |              |          | 1        | 100%             | 1     |
| LEHIGH PULMONARY ASSOCIATES                     |              |          | 1        | 100%             | 1     |
| Waddell Nursing & Rehab Center                  |              | 1        |          |                  | 1     |
| ROCKLEDGE HEALTH & REHABILITATION CENTER        |              |          | 1        | 100%             | 1     |
| HENRY FORD WEST BLOOMFIELD HOSPITAL             |              |          | 1        | 100%             | 1     |
| UPMC NORTHWEST HOSPITAL                         |              |          | 1        | 100%             | 1     |
| GEORGETOWN URGENT CARE                          |              |          | 1        | 100%             | 1     |
| ATRIA TAMARAC                                   |              |          | 1        | 100%             | 1     |
| BRADENTON DIALYSIS                              |              |          | 1        | 100%             | 1     |
| MINUTECLINIC DIAGNOSTIC OF VIRGINIA, LLC #1416  |              | 1        |          |                  | 1     |
| ACCESS HEALTH CARE PHYSICIANS, LLC              |              | 1        |          |                  | 1     |
| Kroger 523 - The Little Clinic Dickson          |              |          | 1        | 100%             | 1     |
| BERKSHIRE MEDICAL CENTER                        |              |          | 1        | 100%             | 1     |
| PHYSICIAN ASSOCIATES, LLC                       |              |          | 1        | 100%             | 1     |
| MEDICAL CENTER OF CENTRAL GEORGIA               |              |          | 1        | 100%             | 1     |
| BROOKSVILLE REGIONAL HOSPITAL                   |              |          | 1        | 100%             | 1     |
| MED CHOICE CENTER OF NORTH MIAMI                |              |          | 1        | 100%             | 1     |

# COVID-19: testing by laboratory

Data through Feb 5, 2021 verified as of Feb 6, 2021 at 09:25 AM

Data in this report are provisional and subject to change.

The numbers in the table below represent the number of Florida and non-Florida residents for whom test results were received by the Department of Health. A person can be tested by more than one laboratory and can have both positive and negative results. **Therefore, the sum of the numbers in each column will be larger than the total number of people tested.**

| Reporting lab  | Inconclusive | Negative | Positive | Percent positive | Total |
|--|--------------|----------|----------|------------------|-------|
| ADVANCE CARDIOVASCULAR IMAGING, INC                    |              |          | 1        | 100%             | 1     |
| ST MARY'S OF SAGINAW                                   |              | 1        |          |                  | 1     |
| PATHLAB SERVICES                                       |              |          | 1        | 100%             | 1     |
| MOSAIC MEDICAL CENTER MARYVILLE                        |              |          | 1        | 100%             | 1     |
| FLORIDA DEPARTMENT OF HEALTH PALM BEACH COUNTY         |              |          | 1        | 100%             | 1     |
| CATHEDRAL GERONTOLOGY CENTER DBA CATHEDRAL CARES       |              |          | 1        | 100%             | 1     |
| LCMC LAB SUBSECTION                                    |              | 1        |          |                  | 1     |
| CALLE OCHO DIALYSIS                                    |              |          | 1        | 100%             | 1     |
| MODERN URGENT CARE                                     |              |          | 1        | 100%             | 1     |
| Vista Park   |              |          | 1        | 100%             | 1     |
| LANCASHIRE HALL NURSING AND REHABILITATION CENTER      |              | 1        |          |                  | 1     |
| RICHICHI FAMILY HEALTH                                 |              |          | 1        | 100%             | 1     |
| EMERGENCY CARE SERVICES LAB AT JFK MEDICAL CENTER      |              |          | 1        | 100%             | 1     |
| SKIN WELLNESS PHYSICIANS LLC                           |              | 1        |          |                  | 1     |
| PALM BEACH DIGESTIVE ASSOCIATES                        |              |          | 1        | 100%             | 1     |
| HEALTH ALLIANCE  |              |          | 1        | 100%             | 1     |
| KID FIXERS   |              | 1        |          |                  | 1     |
| Lutheran Community at Telford                          |              | 1        |          |                  | 1     |
| CONNECTICUT PEDIATRICS @ CHC                           |              | 1        |          |                  | 1     |
| C A R E S  |              | 1        |          |                  | 1     |
| STATE OF CALIFORNIA DOH SERVICES                       |              |          | 1        | 100%             | 1     |
| CAH ACQUISITION COMPANY 11 LLC                         |              |          | 1        | 100%             | 1     |
| Moab Regional Hospital                                 |              |          | 1        | 100%             | 1     |
| USF PHYSICIANS GROUP                                   |              |          | 1        | 100%             | 1     |
| Miller Health Care Center                              |              |          | 1        | 100%             | 1     |
| CVS CT288POCT BRISTOL                                  |              | 1        |          |                  | 1     |
| EASTGENE LABORATORIES                                  |              | 1        |          |                  | 1     |
| HEALTH CARE SERVICES LC                                |              |          | 1        | 100%             | 1     |
| HATLEY HEALTH CARE, INC                                |              | 1        |          |                  | 1     |
| CURA LABORATORY SERVICES                               |              |          | 1        | 100%             | 1     |
| Courtenay Springs Village                              |              |          | 1        | 100%             | 1     |
| STAMFORD HOSPITAL                                      |              |          | 1        | 100%             | 1     |
| MELBOURNE URGENT CARE                                  |              |          | 1        | 100%             | 1     |
| MOBILE MEDICAL CLINIC                                  |              |          | 1        | 100%             | 1     |
| HAMILTON CI MAIN UNIT ANNEX/ WORK CAMP                 |              |          | 1        | 100%             | 1     |
| ELDER ALTERNATIVES INC                                 |              |          | 1        | 100%             | 1     |
| INDIANA STATE DEPARTMENT OF HEALTH CLINIC MICROBIOLOGY |              | 1        |          |                  | 1     |
| DOCTORS AFTER HOURS URGENT CARE CENTER                 |              |          | 1        | 100%             | 1     |
| ST VINCENTS OUTPATIENT IMAGING                         |              | 1        |          |                  | 1     |
| UNLIMITED MEDICAL SERVICES OF FL PL DBA                |              | 1        |          |                  | 1     |
| Bon Secours Place                                      |              |          | 1        | 100%             | 1     |
| Kroger 968 - The Little Clinic Colerain Township       |              | 1        |          |                  | 1     |
| FLORIDA HOSPITAL ORMOND BEACH                          |              |          | 1        | 100%             | 1     |
| CARENOW LAKE WORTH                                     |              |          | 1        | 100%             | 1     |
| MINUTECLINIC LLC (2335)                                |              | 1        |          |                  | 1     |
| BAPTIST HOSPITAL EAST                                  |              |          | 1        | 100%             | 1     |
| ODYSSEY HEALTH CARE OF MARION COUNTY LLC               |              | 1        |          |                  | 1     |

# COVID-19: testing by laboratory

Data through Feb 5, 2021 verified as of Feb 6, 2021 at 09:25 AM

Data in this report are provisional and subject to change.

The numbers in the table below represent the number of Florida and non-Florida residents for whom test results were received by the Department of Health. A person can be tested by more than one laboratory and can have both positive and negative results. **Therefore, the sum of the numbers in each column will be larger than the total number of people tested.**

| Reporting lab                                 | Inconclusive | Negative | Positive | Percent positive | Total |
|---|--------------|----------|----------|------------------|-------|
| UUHC - REDSTONE HEALTH CENTER LABORATORY      |              |          | 1        | 100%             | 1     |
| Manor Care Health Services- Wilmington        |              |          | 1        | 100%             | 1     |
| SPEARE MEMORIAL HOSPITAL                      |              |          | 1        | 100%             | 1     |
| Longwood Community Living Center              |              | 1        |          |                  | 1     |
| DIVERSE MEDICAL CARE LLC                      |              |          | 1        | 100%             | 1     |
| WESTEX URGENT CARE, PLLC                      |              |          | 1        | 100%             | 1     |
| CVS SC2250POCT COLUMBIA                       |              | 1        |          |                  | 1     |
| Princeton Place                               |              |          | 1        | 100%             | 1     |
| COLLINS NURSING HOME                          |              | 1        |          |                  | 1     |
| WALKIN MEDICAL URGENT CARE,NEW CITY           |              |          | 1        | 100%             | 1     |
| MT SINA1 HOSPICE                              |              |          | 1        | 100%             | 1     |
| CQUENTIA NGS, LLC                             |              |          | 1        | 100%             | 1     |
| PINEBROOK CARE AND REHABILITATION CENTER□     |              |          | 1        | 100%             | 1     |
| UNIVERSITY OF SOUTH FLORIDA                   |              |          | 1        | 100%             | 1     |
| CARE STATION MEDICAL GROUP                    |              | 1        |          |                  | 1     |
| TITUSVILLE CENTER FOR SURGICAL EXCELLENCE LLC |              | 1        |          |                  | 1     |
| Springdale Village                            |              | 1        |          |                  | 1     |
| ATLANTIC DIAGNOSTICS                          |              |          | 1        | 100%             | 1     |
| FLORIDA KEYS PED AND ADOLES CTR               |              |          | 1        | 100%             | 1     |
| DIXITKUMAR N MODI MD PA                       |              |          | 1        | 100%             | 1     |
| CVS NC7057POCT SHELBY                         |              | 1        |          |                  | 1     |
| SOUTHERN HILLS MEDICAL CENTER                 |              |          | 1        | 100%             | 1     |
| ISLAND NURSING HOME                           |              |          | 1        | 100%             | 1     |
| LRGHEALTHCARE                                 |              | 1        |          |                  | 1     |
| ASSOCIATES MD MEDICAL GROUP INC               |              |          | 1        | 100%             | 1     |
| NORTH SHORE HEMATOLOGY-ONCOLOGY ASSOCIATES PC |              | 1        |          |                  | 1     |
| HEARTLAND OF ZEPHYRHILLS FL, LLC□             |              |          | 1        | 100%             | 1     |
| CTMD MEDICAL CENTER, PA                       |              |          | 1        | 100%             | 1     |
| SIGNATURE CARE COLLEGE STATION                |              |          | 1        | 100%             | 1     |
| FLORIDA MEDICAL CENTER                        |              |          | 1        | 100%             | 1     |
| MED & CO INVESTMENT LLC                       |              | 1        |          |                  | 1     |
| JP MORGAN CHASE HEALTH SERVICES               |              |          | 1        | 100%             | 1     |
| DOCTORS HEARING                               |              |          | 1        | 100%             | 1     |
| ESOTERIC LAB                                  |              |          | 1        | 100%             | 1     |
| TRUCARE LIVING CENTERS - SELMA                |              |          | 1        | 100%             | 1     |
| FAIRFIELD MEDICAL CENTER                      |              |          | 1        | 100%             | 1     |
| ST JOHN'S RIVERSIDE HOSPITAL                  |              | 1        |          |                  | 1     |
| ST JOHNS MEDICAL CENTER                       |              | 1        |          |                  | 1     |
| Kroger 777 - The Little Clinic Shelbyville    |              | 1        |          |                  | 1     |
| CHILDRENS SPECIALIST PEDIATRIC PULMMOLOGY &   |              |          | 1        | 100%             | 1     |
| PENSACOLA PATHOLOGY                           |              | 1        |          |                  | 1     |
| WORKFORCE HEALTH DEPARTMENT                   |              |          | 1        | 100%             | 1     |
| FLORIDA CLINICAL LABORATORY INC DBA           |              |          | 1        | 100%             | 1     |
| BAYCARE OUTREACH LAB WH SOUTH                 |              |          | 1        | 100%             | 1     |
| GENESIS HEALTH SYSTEM                         |              |          | 1        | 100%             | 1     |
| THE MEDICAL CENTER                            |              |          | 1        | 100%             | 1     |
| CVS GA7064POCT STOCKBRIDGE                    |              | 1        |          |                  | 1     |

# COVID-19: testing by laboratory

Data through Feb 5, 2021 verified as of Feb 6, 2021 at 09:25 AM

Data in this report are provisional and subject to change.

The numbers in the table below represent the number of Florida and non-Florida residents for whom test results were received by the Department of Health. A person can be tested by more than one laboratory and can have both positive and negative results. **Therefore, the sum of the numbers in each column will be larger than the total number of people tested.**

| Reporting lab  | Inconclusive | Negative | Positive | Percent positive | Total |
|--|--------------|----------|----------|------------------|-------|
| SANTA MONICA CA-UCLA MC                                    |              |          | 1        | 100%             | 1     |
| SARASOTA MEMORIAL HOSPITAL                                 |              | 1        |          |                  | 1     |
| BRONSON METHODIST HOSPITAL                                 |              |          | 1        | 100%             | 1     |
| MEDEXPRESS URGENT CARE - DANVILLE                          |              | 1        |          |                  | 1     |
| Brookdale Southside  |              |          | 1        | 100%             | 1     |
| BROOKDALE FORT MYERS LAKES PARK                            |              |          | 1        | 100%             | 1     |
| RIVERSIDE REGIONAL MED CENTER                              |              |          | 1        | 100%             | 1     |
| CVS MA447POCT NORTHAMPTON                                  |              | 1        |          |                  | 1     |
| MT CARMEL PHARMACY INC                                     |              | 1        |          |                  | 1     |
| FLORIDA HEART AND VASCULAR MULTISPECIALTY GROUP PA         |              |          | 1        | 100%             | 1     |
| ST JOHN'S MEDICAL CENTER, TETON VILLAGE                    |              |          | 1        | 100%             | 1     |
| THOMAS HOSPITAL  |              |          | 1        | 100%             | 1     |
| AESTHETIC PHYSICIANS PC                                    |              |          | 1        | 100%             | 1     |
| UNIVERSITY OF NORTH CAROLINA HOSPITALS                     |              |          | 1        | 100%             | 1     |
| CVS AZ5026POCT MESA  |              | 1        |          |                  | 1     |
| HARDIN MEMORIAL HOSPITAL - HEARTLAND PATHOLOGY CONSULTANTS |              |          | 1        | 100%             | 1     |
| GATEWAY LABORATORIES                                       |              | 1        |          |                  | 1     |
| Crowne Place Assisted Living                               |              | 1        |          |                  | 1     |
| NEW SMYRNA BEACH AMBULATORY CARE CTR                       |              |          | 1        | 100%             | 1     |
| CVS CA9715POCT THOUSAND OAKS                               |              | 1        |          |                  | 1     |
| Lynwood  |              | 1        |          |                  | 1     |
| LOGAN COUNTY HOSPITAL                                      |              |          | 1        | 100%             | 1     |
| TITUSVILLE REHABILITATION AND NURSING CENTER               |              | 1        |          |                  | 1     |
| ELITE MEDICAL LABORATORY SOLUTIONS LLC                     |              |          | 1        | 100%             | 1     |
| SOLARIS HEALTHCARE PLANT CITY                              |              | 1        |          |                  | 1     |
| ACCESS FAMILY CARE LLC                                     |              |          | 1        | 100%             | 1     |
| THEDACARE FAMILY MEDICINE GATEWAY                          |              |          | 1        | 100%             | 1     |
| BREVARD FAMILY WALK IN CLINIC                              |              |          | 1        | 100%             | 1     |
| DOCTORS CARE - GREER                                       |              | 1        |          |                  | 1     |
| PRISMA HEALTH TUOMEY LABORATORY                            |              |          | 1        | 100%             | 1     |
| GUIDEWELL EMERGENCY MEDICINE DOCTORS LLC #33               |              |          | 1        | 100%             | 1     |
| MEDICAL CITY NORTH HILLS                                   |              |          | 1        | 100%             | 1     |
| NEW YORK PRESBYTERIAN HOSPITAL                             |              |          | 1        | 100%             | 1     |
| KANA MEDICAL   |              |          | 1        | 100%             | 1     |
| HAWKEYE CARE CENTER DUBUQUE                                |              | 1        |          |                  | 1     |
| HALIFAX HEALTH PRIMARY CARE                                |              |          | 1        | 100%             | 1     |
| WAYNE COUNTY PUBLIC HEALTH                                 |              | 1        |          |                  | 1     |
| PUBLIX PHARMACY #0332                                      |              | 1        |          |                  | 1     |
| CARENOW MIDTOWN  |              |          | 1        | 100%             | 1     |
| FIVE STAR PREMIER RESIDENCES OF POMPANO BEACH              |              |          | 1        | 100%             | 1     |
| CVS OH3301POCT WOODMERE                                    |              | 1        |          |                  | 1     |
| CVS TX8321POCT MCKINNEY                                    |              | 1        |          |                  | 1     |
| HIBISCUS COURT   |              |          | 1        | 100%             | 1     |
| ORLANDO HEALTH MEDICAL GROUP                               |              |          | 1        | 100%             | 1     |
| ORMOND MEDICAL ARTS FAMILY PRACTICE PL                     |              |          | 1        | 100%             | 1     |
| ORLANDO HEALTH PHYSICIAN GROUP INC                         |              |          | 1        | 100%             | 1     |
| MINUTE CLINIC DIAGNOSTIC PA                                |              |          | 1        | 100%             | 1     |

# COVID-19: testing by laboratory

Data through Feb 5, 2021 verified as of Feb 6, 2021 at 09:25 AM

Data in this report are provisional and subject to change.

The numbers in the table below represent the number of Florida and non-Florida residents for whom test results were received by the Department of Health. A person can be tested by more than one laboratory and can have both positive and negative results. **Therefore, the sum of the numbers in each column will be larger than the total number of people tested.**

| Reporting lab                                      | Inconclusive | Negative | Positive | Percent positive | Total |
|--|--------------|----------|----------|------------------|-------|
| MEDTOWN PHARMACY                                   |              |          | 1        | 100%             | 1     |
| CLEVELAND CLINIC AKRON GENERAL                     |              |          | 1        | 100%             | 1     |
| CHC SOUTHWEST FLORIDA LAB-LIVE                     |              |          | 1        | 100%             | 1     |
| BETHESDA HOSPITAL                                  |              |          | 1        | 100%             | 1     |
| VIRGINIA UROLOGY                                   |              | 1        |          |                  | 1     |
| SHP WESTCHESTER LLC                                |              | 1        |          |                  | 1     |
| NASSAU COUNTY HEALTH DEPARTMENT-FERNANDINA BEACH C |              | 1        |          |                  | 1     |
| FAST PACE URGENT CARE                              |              |          | 1        | 100%             | 1     |
| LEE MEMORIAL HOSPITAL OUTPATIENT SURGERY CENTER    |              |          | 1        | 100%             | 1     |
| DEVANSH LAB WERKS                                  |              | 1        |          |                  | 1     |
| SAINT ALPHONSUS REGIONAL MEDICAL CENTER            |              |          | 1        | 100%             | 1     |
| POMPANO BEACH ARTIFICIAL KIDNEY CENTER             |              |          | 1        | 100%             | 1     |
| MEDEXPRESS URGENT CARE - LINCOLN                   |              | 1        |          |                  | 1     |
| Kroger 57 - The Little Clinic Jay C Charlestown    |              | 1        |          |                  | 1     |
| ADVENTHEALTH MEDICAL GROUP ADULT AND SENIOR HEALTH |              |          | 1        | 100%             | 1     |
| MEMORIAL HOSPITAL OF TAMPA                         |              |          | 1        | 100%             | 1     |
| Kroger 825 - The Little Clinic Dorothy Lane        |              | 1        |          |                  | 1     |
| JACK M MATHENY II MD                               |              |          | 1        | 100%             | 1     |
| MEDEXPRESS URGENT CARE - CONWAY                    |              | 1        |          |                  | 1     |
| MEDEXPRESS URGENT CARE - RUSSELLVILLE, W MAIN ST   |              | 1        |          |                  | 1     |
| Alden North Shore                                  |              |          | 1        | 100%             | 1     |
| UNITYPOINT HEALTH TRINITY                          |              |          | 1        | 100%             | 1     |
| Vi at Aventura                                     |              | 1        |          |                  | 1     |
| MAHONEY PEDIATRICS PA                              |              |          | 1        | 100%             | 1     |
| LIBERTY HEALTH CENTER                              |              |          | 1        | 100%             | 1     |
| BEST CARE COMMUNITY AND FAMILY HEALTH CENTER INC   |              |          | 1        | 100%             | 1     |
| MID-FLORIDA CANCER CENTERS                         |              | 1        |          |                  | 1     |
| MEDERI CARETENDERS                                 |              |          | 1        | 100%             | 1     |
| TITUSVILLE TOWERS ASSISTED LIVING                  |              | 1        |          |                  | 1     |
| COLUMBIA CREST CARE & RAHAB                        |              | 1        |          |                  | 1     |
| PLEASANT RIDGE MANOR WEST                          |              | 1        |          |                  | 1     |
| WELLMED AT FORT PIERCE                             |              | 1        |          |                  | 1     |
| MEDICAL LIFE-INC GUIDEWELL EMERGENCY MEDICINE      |              |          | 1        | 100%             | 1     |
| West Bay of Tampa Center                           |              |          | 1        | 100%             | 1     |
| PINEVILLE PHARMACY                                 |              |          | 1        | 100%             | 1     |
| CHI ST. LUKE'S HEALTH BCM MEDICAL CENTER           |              |          | 1        | 100%             | 1     |
| PEDIATRIC ASSOCIATES - JACKSONVILLE                |              |          | 1        | 100%             | 1     |
| IVY ROSEN MD PLLC                                  |              | 1        |          |                  | 1     |
| PRINCIPLE DIAGNOSTICS LLC                          |              |          | 1        | 100%             | 1     |
| BLUFFTON HEALTH CENTER                             |              |          | 1        | 100%             | 1     |
| QUICKCARE HEALTH, INC                              |              |          | 1        | 100%             | 1     |
| LOUNDY   |              | 1        |          |                  | 1     |
| BRIDGEWATER PARK ASSISTED LIVING LLC               |              |          | 1        | 100%             | 1     |
| INNOVATIVE GENOMICS, LLC                           |              |          | 1        | 100%             | 1     |
| Kroger 596 - The Little Clinic Brentwood           |              | 1        |          |                  | 1     |
| DEPARTMENT OF HEALTH SERVICES                      |              |          | 1        | 100%             | 1     |
| HIGHLANDS CLINICAL LABORATORY                      |              |          | 1        | 100%             | 1     |



# COVID-19: testing by laboratory

Data through Feb 5, 2021 verified as of Feb 6, 2021 at 09:25 AM

Data in this report are provisional and subject to change.

The numbers in the table below represent the number of Florida and non-Florida residents for whom test results were received by the Department of Health. A person can be tested by more than one laboratory and can have both positive and negative results. **Therefore, the sum of the numbers in each column will be larger than the total number of people tested.**

| Reporting lab                                 | Inconclusive | Negative | Positive | Percent positive | Total |
|---|--------------|----------|----------|------------------|-------|
| INHEALTH LIFE SCIENCES LLC                    |              |          | 1        | 100%             | 1     |
| PRIME CARE FAMILY MEDICINE                    |              |          | 1        | 100%             | 1     |
| KIDSVILLE PEDIATRICS III PA                   |              |          | 1        | 100%             | 1     |
| SOUTHEASTERN INTEGRATED MEDICAL PL            |              |          | 1        | 100%             | 1     |
| Kroger 532 - The Little Clinic Murfreesboro   |              | 1        |          |                  | 1     |
|   |              |          | 1        | 100%             | 1     |
| Excel Care Center                             |              |          | 1        | 100%             | 1     |
| MINUTECLINIC DIAGNOSTICS OF OKLAHOMA          |              | 1        |          |                  | 1     |
| GOSHEN MEDICAL CENTER                         |              |          | 1        | 100%             | 1     |
| BICKERTON, DAWN                               |              | 1        |          |                  | 1     |
| HEALTH NETWORK                                |              |          | 1        | 100%             | 1     |
| SARNO FAMILY PRACTICE                         |              | 1        |          |                  | 1     |
| HYDE PARK MEDICAL CENTER                      |              | 1        |          |                  | 1     |
| PARKRIDGE MEDICAL CENTER                      |              |          | 1        | 100%             | 1     |
| ARIZONA STATE LABORATORY                      |              |          | 1        | 100%             | 1     |
| CVS TN4624POCT KNOXVILLE                      |              |          | 1        | 100%             | 1     |
| NSPIRE HEALTHCARE PLANTATION                  |              |          | 1        | 100%             | 1     |
| WESTCOAST FAMILY PRACTICE                     |              | 1        |          |                  | 1     |
| NEW HORIZON PRIMARY CARE LLC                  |              |          | 1        | 100%             | 1     |
| WillowBrooke Court at Westminster Village     |              | 1        |          |                  | 1     |
| MEDICAL SPECIALISTS OF THE PALM BEACHES INC   |              |          | 1        | 100%             | 1     |
| TIMPANOGOS REGIONAL HOSPITAL                  |              |          | 1        | 100%             | 1     |
| ACUPATH LABORATORIES INC                      |              |          | 1        | 100%             | 1     |
| CENTRAL CAROLINA HOSPITAL                     |              |          | 1        | 100%             | 1     |
| GATEWAY HEALTHCARE, PC                        |              |          | 1        | 100%             | 1     |
| NEW YORK UNIVERSITY MEDICAL CENTER            |              |          | 1        | 100%             | 1     |
| KROGER 915 - THE LITTLE CLINIC ANDERSON       |              |          | 1        | 100%             | 1     |
| Salem Hills Rehabilitation and Nursing Center |              | 1        |          |                  | 1     |
| 2504-HOMEWOOD                                 |              | 1        |          |                  | 1     |
| CVS OH4300POCT STRONGSVILLE                   |              | 1        |          |                  | 1     |
| INTERNAL MEDICINE GROUP OF CENTRAL FLORIDA    |              |          | 1        | 100%             | 1     |
| BLAKE AT PENSACOLA OPERATION CO, LLC, THE     |              |          | 1        | 100%             | 1     |
| GATEWAY FAMILY HEALTH CLINIC                  |              |          | 1        | 100%             | 1     |
| ROYAL PALM PEDIATRICS                         |              |          | 1        | 100%             | 1     |
| Acts Manor House                              |              | 1        |          |                  | 1     |
| STONECREST MEDICAL CENTER                     |              | 1        |          |                  | 1     |
| ASHLEY CLINICAL DIAGNOSTIC LABORATORY         |              |          | 1        | 100%             | 1     |
| HAYS CLINICAL LAB                             |              |          | 1        | 100%             | 1     |
| JACKSONVILLE VA OPC                           |              |          | 1        | 100%             | 1     |
| LAKEVIEW REGIONAL HOSPITAL                    |              |          | 1        | 100%             | 1     |
| PM PEDIATRICS OF BAYSIDE, PLLC - RIVE         |              | 1        |          |                  | 1     |
| ALLIANCE MD DIRECT PRIMARY CARE               |              |          | 1        | 100%             | 1     |
| SANTA ROSA PEDIATRICS                         |              |          | 1        | 100%             | 1     |
| ADVANCED LABORATORY SERVICES                  |              |          | 1        | 100%             | 1     |
| SACRED HEART MEDICAL CENTER                   |              |          | 1        | 100%             | 1     |
| MEDERI CARETENDERS VS OF SE FL LLC DBA        |              |          | 1        | 100%             | 1     |
| UNIVERSITY OF ILLINOIS VETERINARY DIAG        |              | 1        |          |                  | 1     |

# COVID-19: testing by laboratory

Data through Feb 5, 2021 verified as of Feb 6, 2021 at 09:25 AM

Data in this report are provisional and subject to change.

The numbers in the table below represent the number of Florida and non-Florida residents for whom test results were received by the Department of Health. A person can be tested by more than one laboratory and can have both positive and negative results. **Therefore, the sum of the numbers in each column will be larger than the total number of people tested.**

| Reporting lab   | Inconclusive | Negative | Positive | Percent positive | Total |
|---|--------------|----------|----------|------------------|-------|
| CARING PROFESSIONAL HEALTH CARE LLC                                 |              | 1        |          |                  | 1     |
| ACCOMPLISHED HOME CARE  |              | 1        |          |                  | 1     |
| BAXTER REGIONAL MEDICAL CENTER                                      |              |          | 1        | 100%             | 1     |
| Bethany Manor   |              | 1        |          |                  | 1     |
| HOWELL BRANCH COURT   |              |          | 1        | 100%             | 1     |
| PARK AVENUE DERMATOLOGY NORTH                                       |              |          | 1        | 100%             | 1     |
| El Paso Health Care Center  |              |          | 1        | 100%             | 1     |
| BMC/NASSAU  |              |          | 1        | 100%             | 1     |
| PALM SPRINGS GENERAL HOSPITAL                                       |              |          | 1        | 100%             | 1     |
| CVS TX3292POCT WYLIE  |              | 1        |          |                  | 1     |
| RIVIERA BEACH HEALTH CENTER LAB                                     |              |          | 1        | 100%             | 1     |
| MY URGENT CARE CLINIC   |              |          | 1        | 100%             | 1     |
| EAST END PEDIATRICS   |              | 1        |          |                  | 1     |
| MEDEXPRESS URGENT CARE - ST CLAIR, CLOVER DR.                       |              | 1        |          |                  | 1     |
| ALBANY MEDICAL CENTER   |              |          | 1        | 100%             | 1     |
| RENOWN REGIONAL MEDICAL CENTER                                      |              |          | 1        | 100%             | 1     |
| NORTH COUNTY MEDICAL LAB  |              |          | 1        | 100%             | 1     |
| CVS PA2687POCT EXTON  |              | 1        |          |                  | 1     |
| NORTH BROWARD MEDICAL CENTER  |              |          | 1        | 100%             | 1     |
| BROOKS REHAB  |              |          | 1        | 100%             | 1     |
| UNIVERSITY OF VERMONT MEDICAL CENTER                                |              |          | 1        | 100%             | 1     |
| ALL CHILDRENS PEDIATRIC CLINIC                                      |              |          | 1        | 100%             | 1     |
| Sherwood Oaks Health Center   |              |          | 1        | 100%             | 1     |
| CROSS CREEK HEALTH CARE   |              | 1        |          |                  | 1     |
| EMERALD COAST PEDIATRICS & ADOL                                     |              |          | 1        | 100%             | 1     |
| CERMAK HEALTH SERVICES  |              |          | 1        | 100%             | 1     |
| PIONEER CLINICAL RESEARCH LLC                                       |              |          | 1        | 100%             | 1     |
| CVS NE2741POCT LA VISTA   |              | 1        |          |                  | 1     |
| ADVANCED RESEARCH AND DIAGNOSTIC LABORATORY UNIVERSITY OF MINNESOTA |              |          | 1        | 100%             | 1     |
| CENTRAL FLORIDA HOSPITALIST   |              |          | 1        | 100%             | 1     |
| WELLNOW URGENT CARE-OSWEGO  |              |          | 1        | 100%             | 1     |
| SC-GA2018 THE RIDGE REHABILITATION & H                              |              | 1        |          |                  | 1     |
| ENCOMPASS HEALTH REHABILITATION                                     |              |          | 1        | 100%             | 1     |
| LAKELAND MEDICAL CENTER   |              |          | 1        | 100%             | 1     |
| ULTIMATE ANALYSIS LABORATORY  |              |          | 1        | 100%             | 1     |
| SISTERS MISSION   |              |          | 1        | 100%             | 1     |
| MEDEXPRESS URGENT CARE - LAWRENCE                                   |              | 1        |          |                  | 1     |
| PHYSICIANS PRIMARY CARE LEHIGH PEDS                                 |              |          | 1        | 100%             | 1     |
| MEDEXPRESS URGENT CARE - BECKLEY                                    |              | 1        |          |                  | 1     |
| ARIZA WELLNESS CARE LLC   |              |          | 1        | 100%             | 1     |
| EXCEPTIONAL EMERGENCY CENTER  |              |          | 1        | 100%             | 1     |
| SWIFTCARE URGENT CARE, PLLC   |              |          | 1        | 100%             | 1     |
| UT MD ANDERSON CANCER CENTER-TUMOR MARKER LAB                       |              |          | 1        | 100%             | 1     |
| Sunnybrook Rehabilitation Center                                    |              |          | 1        | 100%             | 1     |
| NATION'S BEST CARE HOME HEALTH                                      |              |          | 1        | 100%             | 1     |
| AURORA HEALTH CARE METRO INC  |              |          | 1        | 100%             | 1     |
| FAMILY MEDICAL CENTRE   |              |          | 1        | 100%             | 1     |

# COVID-19: testing by laboratory

Data through Feb 5, 2021 verified as of Feb 6, 2021 at 09:25 AM

Data in this report are provisional and subject to change.

The numbers in the table below represent the number of Florida and non-Florida residents for whom test results were received by the Department of Health. A person can be tested by more than one laboratory and can have both positive and negative results. **Therefore, the sum of the numbers in each column will be larger than the total number of people tested.**

| Reporting lab                                   | Inconclusive | Negative | Positive | Percent positive | Total |
|---|--------------|----------|----------|------------------|-------|
| MISSOURI DEPT. OF HEALTH                        |              |          | 1        | 100%             | 1     |
| GILBERT MEDICAL GROUP                           |              |          | 1        | 100%             | 1     |
| ALIMETRIX INC                                   |              | 1        |          |                  | 1     |
| UT HEALTH RIO GRANDE VALLEY PRIMARY CARE AT     |              |          | 1        | 100%             | 1     |
| VISTA DEL SOL MED ASSOC                         |              | 1        |          |                  | 1     |
| Birmingham Nursing and Rehabilitation East LLC  |              | 1        |          |                  | 1     |
| MEMORIALCARE LONG BEACH MEDICAL CENTER          |              |          | 1        | 100%             | 1     |
| ELKHART GENERAL HOSPITAL                        |              |          | 1        | 100%             | 1     |
| OPTIMAL MEDICINE INC                            |              | 1        |          |                  | 1     |
| Alden Lincoln Park                              |              |          | 1        | 100%             | 1     |
| Bivins Pointe                                   |              |          | 1        | 100%             | 1     |
| DOCTORS MEMORIAL HOSP HOME HEALTH CARE          |              | 1        |          |                  | 1     |
| MEMORIAL HOSPITAL MIRAMAR WAIVED TESTING        |              |          | 1        | 100%             | 1     |
| Peninsula Nursing and Rehabilitation Center     |              | 1        |          |                  | 1     |
| SEACOAST PATHOLOGY PROFESSIONAL ASSOC           |              | 1        |          |                  | 1     |
| REGIONAL MEDICAL LABORATORY                     |              |          | 1        | 100%             | 1     |
| LAMARQUE DIALYSIS                               |              |          | 1        | 100%             | 1     |
| ManorCare Rehab Center of Marietta              |              | 1        |          |                  | 1     |
| NYU WINTHROP LABORATORY                         |              | 1        |          |                  | 1     |
| Parkview Care Center                            |              |          | 1        | 100%             | 1     |
| WINTER GARDEN CHILDREN'S HEALTH CENTERS         |              |          | 1        | 100%             | 1     |
| METRO HEALTH HOSPITAL LABORATORY                |              | 1        |          |                  | 1     |
| COVE AT THE MARBELLA,THE                        |              |          | 1        | 100%             | 1     |
| BAPTIST EMERGENCY HOSPITAL - KELLY              |              |          | 1        | 100%             | 1     |
| MEMORIAL HERMANN MEDICAL GROUP-ATASCOCITA PEDS  |              |          | 1        | 100%             | 1     |
| HEALTHPARTNERS HUDSON CLINIC                    |              |          | 1        | 100%             | 1     |
| UABC  |              |          | 1        | 100%             | 1     |
| WALGREENS #10308                                |              | 1        |          |                  | 1     |
| EASTSIDE MEDICAL CLINIC                         |              | 1        |          |                  | 1     |
| CAREHERE HUDSON BAY                             |              |          | 1        | 100%             | 1     |
| UMASS MEMORIAL MEDICAL CENTER, INC              |              | 1        |          |                  | 1     |
| BAPTIST PRIMARY CARE FERNANDINA BEACH           |              |          | 1        | 100%             | 1     |
| CORDOVA FAMILY PRACTICE                         |              |          | 1        | 100%             | 1     |
| ROBERTS WESLEYAN COLLEGE HEALTH CENTE           |              | 1        |          |                  | 1     |
| VANAJA SUREDDI MD PA                            |              |          | 1        | 100%             | 1     |
| BASCOM PALMER EYE INSTITUTE                     |              |          | 1        | 100%             | 1     |
| Carington Park                                  |              |          | 1        | 100%             | 1     |
| ADVANCED INDIVIDUALIZED MEDICINE OF NAPLES      |              |          | 1        | 100%             | 1     |
| NORTHERN KENTUCKY HEALTH DEPARTMENT             |              |          | 1        | 100%             | 1     |
| Henry County Health and Rehabilitation          |              | 1        |          |                  | 1     |
| Avera Sr. James Care Center                     |              | 1        |          |                  | 1     |
| EDGAR PRICE FAMILY & CHILDREN HEALTHCARE CENTER |              |          | 1        | 100%             | 1     |
| COLONIAL VILLA GOOD SAMARITAN CENTER            |              | 1        |          |                  | 1     |
| Birmingham Nursing & Rehab Center               |              | 1        |          |                  | 1     |
| LOPEZ   |              | 1        |          |                  | 1     |
| PARK AVENUE PEDIATRICS PC                       |              | 1        |          |                  | 1     |
| Signature Healthcare of Georgetown              |              | 1        |          |                  | 1     |

# COVID-19: testing by laboratory

Data through Feb 5, 2021 verified as of Feb 6, 2021 at 09:25 AM

Data in this report are provisional and subject to change.

The numbers in the table below represent the number of Florida and non-Florida residents for whom test results were received by the Department of Health. A person can be tested by more than one laboratory and can have both positive and negative results. **Therefore, the sum of the numbers in each column will be larger than the total number of people tested.**

| Reporting lab                                 | Inconclusive | Negative | Positive | Percent positive | Total |
|---|--------------|----------|----------|------------------|-------|
| INDIAN RIVER CLINICAL LABORATORY, INC.        |              | 1        |          |                  | 1     |
| BL DIAGNOSTICS LLC                            |              |          | 1        | 100%             | 1     |
| PRIORITY CARE LLC                             |              |          | 1        | 100%             | 1     |
| UF HEALTH - WILDLIGHT                         |              |          | 1        | 100%             | 1     |
| JOSEPH SCHENKER MD PC                         |              | 1        |          |                  | 1     |
| MEDIPLUS CLINIC, INC                          |              |          | 1        | 100%             | 1     |
| CFCH - FROSTPROOF                             |              |          | 1        | 100%             | 1     |
| CHESAPEAKE REGIONAL MEDICAL CENTER            |              |          | 1        | 100%             | 1     |
| MISSISSIPPI VALLEY REGIONAL BLOOD CENTER      |              |          | 1        | 100%             | 1     |
| LOURDES URGENT CARE                           |              |          | 1        | 100%             | 1     |
| IRA FIALKO DO                                 |              |          | 1        | 100%             | 1     |
| BLACKBAG DIGITAL HEALTH LLC                   |              | 1        |          |                  | 1     |
| ALTA BATES SUMMIT MEDICAL CENTER CLINICAL LAB |              |          | 1        | 100%             | 1     |
| THE NEW JEWISH HOME                           |              | 1        |          |                  | 1     |
| Lenbrook                                      |              | 1        |          |                  | 1     |
| PAUL C SCHWARTZ & MELVIN L WEIDMAN            |              | 1        |          |                  | 1     |
| CVS TX7162POCT HOUSTON                        |              | 1        |          |                  | 1     |
| UPSON REGIONAL MEDICAL CENTER                 |              |          | 1        | 100%             | 1     |
| Ramsey Village                                |              | 1        |          |                  | 1     |
| OAKMONT WEST- GREENVILLE SC                   |              | 1        |          |                  | 1     |
| Bay View Nursing and Rehabilitation Center    |              |          | 1        | 100%             | 1     |
| Garden View Care Center at Dougherty Ferry    |              | 1        |          |                  | 1     |
| CVS OH4301POCT NORTHFIELD                     |              | 1        |          |                  | 1     |
| SPARTA HEALTH & REHAB                         |              | 1        |          |                  | 1     |
| CAREFIRST URGENT CARE - BEECHMONT             |              |          | 1        | 100%             | 1     |
| CONTINENTAL HOME HEALTH CARE INC              |              |          | 1        | 100%             | 1     |
| WINDSOR MANOR                                 |              |          | 1        | 100%             | 1     |
| DEBORAH HEART AND LUNG CENTER                 |              | 1        |          |                  | 1     |
| NEW RIVER HEALTH DISTRICT                     |              |          | 1        | 100%             | 1     |
| PANCARE HEALTH - CARR ELEM & MIDDLE SCHOOL    |              |          | 1        | 100%             | 1     |
| QUEST DIAGNOSTICS INCORPORATED                |              |          | 1        | 100%             | 1     |
| CENTRAL TX MEDICAL CENTER - LAB               |              |          | 1        | 100%             | 1     |
| TANGLEWOOD MANOR                              |              | 1        |          |                  | 1     |
| Orange City Nursing and Rehab Center          |              |          | 1        | 100%             | 1     |
| Kroger 717 - The Little Clinic Dolphin Drive  |              |          | 1        | 100%             | 1     |
| ST JOHNS EPISCOPAL HOSPITAL SOUTH SHORE       |              | 1        |          |                  | 1     |
| WINTER PARK MEMORIAL HOSPITAL LABORATORY      |              | 1        |          |                  | 1     |
| FLAGLER CARE CENTER                           |              |          | 1        | 100%             | 1     |
| Brynwood Health & Rehabilitation Center       |              |          | 1        | 100%             | 1     |
| PHYSICIANS PREMIER                            |              |          | 1        | 100%             | 1     |
| JMJ FAMILY PRACTICE                           |              |          | 1        | 100%             | 1     |
| BOULDER COMMUNITY HOSPITAL                    |              |          | 1        | 100%             | 1     |
| THE CLINIC ON SIXTH                           |              |          | 1        | 100%             | 1     |
| PRIMACARE MEDICAL LAKEWOOD                    |              |          | 1        | 100%             | 1     |
| PENINSULA REGIONAL MED CTR LAB                |              |          | 1        | 100%             | 1     |
| PM PEDIATRICS PC                              |              |          | 1        | 100%             | 1     |
| LEGACY ER AND URGENT CARE                     |              |          | 1        | 100%             | 1     |

# COVID-19: testing by laboratory

Data through Feb 5, 2021 verified as of Feb 6, 2021 at 09:25 AM

Data in this report are provisional and subject to change.

The numbers in the table below represent the number of Florida and non-Florida residents for whom test results were received by the Department of Health. A person can be tested by more than one laboratory and can have both positive and negative results. **Therefore, the sum of the numbers in each column will be larger than the total number of people tested.**

| Reporting lab   | Inconclusive | Negative | Positive | Percent positive | Total |
|---|--------------|----------|----------|------------------|-------|
| Kroger 339 - The Little Clinic Highlands - Bardstown Road |              | 1        |          |                  | 1     |
| BROOKDALE CROWN POINT                                     |              |          | 1        | 100%             | 1     |
| MEDEXPRESS URGENT CARE CHICOPEE                           |              |          | 1        | 100%             | 1     |
| PULMONARY MEDICINE  |              | 1        |          |                  | 1     |
| LOUISIANA STATE LAB                                       |              |          | 1        | 100%             | 1     |
| Villa Maria   |              |          | 1        | 100%             | 1     |
| OHSU LABORATORY SERVICES                                  |              | 1        |          |                  | 1     |
| PREMIUM HOME HEALTH CARE INC                              |              |          | 1        | 100%             | 1     |
| PASCO COUNTY HEALTH DEPARTMENT                            |              |          | 1        | 100%             | 1     |
| MEDCOR, INC   |              |          | 1        | 100%             | 1     |
| HENRICO DOCTOR'S LABORATORY                               |              |          | 1        | 100%             | 1     |
| Portsmouth Health and Rehab                               |              |          | 1        | 100%             | 1     |
| LAKE LURE HEALTH CENTER                                   |              |          | 1        | 100%             | 1     |
| Kroger 519 - The Little Clinic Staples Mill Road          |              | 1        |          |                  | 1     |
| Carrollton Manor Inc                                      |              | 1        |          |                  | 1     |
| Pinnacle Assisted Living                                  |              |          | 1        | 100%             | 1     |
| MAYO MEDICAL LABORATORIES                                 |              |          | 1        | 100%             | 1     |
| STERLING HOUSE OF PORT ORANGE                             |              | 1        |          |                  | 1     |
| PATIENT FIRST-GENERAL BOOTH                               |              |          | 1        | 100%             | 1     |
| CLINICAL PATHOLOGY LABORATORIES SOUTHEAST INC             |              |          | 1        | 100%             | 1     |
| ALLEGANY COUNTY DEPARTMENT OF HEALTH                      |              | 1        |          |                  | 1     |
| FLORIDA DIGESTIVE AND LIVER SPECIALISTS                   |              |          | 1        | 100%             | 1     |
| Cottage of the Shoals                                     |              | 1        |          |                  | 1     |
| Walgreens #3661   |              | 1        |          |                  | 1     |
| IVAN, MAYA  |              |          | 1        | 100%             | 1     |
| RHODE ISLAND DEPARTMENT OF HEALTH LABORATORIES            |              |          | 1        | 100%             | 1     |
| LEELANAU OPCO, LLC  |              | 1        |          |                  | 1     |
| CHIPLEY DIALYSIS  |              |          | 1        | 100%             | 1     |
| THE CHRIST HOSPITAL                                       |              |          | 1        | 100%             | 1     |
| Virginia Gay Nursing and Rehab                            |              | 1        |          |                  | 1     |
| GOOD SAMARITAN SOCIETY-FOREST CITY                        |              | 1        |          |                  | 1     |
| BLOOD SYSTEMS LABORATORIES                                |              |          | 1        | 100%             | 1     |
| MARQUETTE GENERAL HOSPITAL                                |              |          | 1        | 100%             | 1     |
| MINUTECLINIC DIAG OF IND, LLC #4368                       |              | 1        |          |                  | 1     |
| LAKE COMMUNITY ACTION AGENCY                              |              | 1        |          |                  | 1     |
| TAMPA GENERAL MEDICAL GROUP LABORATORY HEALTHPARK         |              |          | 1        | 100%             | 1     |
| CVS TX1057POCT SAN ANTONIO                                |              | 1        |          |                  | 1     |
| ADVENTHEALTH MEDICAL GROUP FAMILY AND INTERNAL            |              |          | 1        | 100%             | 1     |
| HEART HOSPITAL OF LAFAYETTE: EMERGENCY ROOM               |              |          | 1        | 100%             | 1     |
| FRESENIUS SOUTH FORT MYERS                                |              | 1        |          |                  | 1     |
| Beth Sholom Home of Eastern Virginia                      |              |          | 1        | 100%             | 1     |
| DIVERSICARE OF BIG SPRINGS                                |              | 1        |          |                  | 1     |
| ASSISTED LIVING AT TREZEVANT                              |              | 1        |          |                  | 1     |
| HAWAII DEPARTMENT OF HEALTH LAB                           |              |          | 1        | 100%             | 1     |
| LabCorp L#09258295 M#09258285                             |              |          | 1        | 100%             | 1     |
| MID FLORIDA COMMUNITY SERVICES                            |              |          | 1        | 100%             | 1     |
| MEMORIAL HEALTH UNIVERSITY MEDICAL CENTER                 |              |          | 1        | 100%             | 1     |



# COVID-19: testing by laboratory

Data through Feb 5, 2021 verified as of Feb 6, 2021 at 09:25 AM

Data in this report are provisional and subject to change.

The numbers in the table below represent the number of Florida and non-Florida residents for whom test results were received by the Department of Health. A person can be tested by more than one laboratory and can have both positive and negative results. **Therefore, the sum of the numbers in each column will be larger than the total number of people tested.**

| Reporting lab  | Inconclusive | Negative | Positive | Percent positive | Total |
|--|--------------|----------|----------|------------------|-------|
| CVS IL2297144CV CHICAGO                                |              | 1        |          |                  | 1     |
| UW MEDICINE CHU LAB                                    |              |          | 1        | 100%             | 1     |
| ANMED HEALTH MEDICAL CENTER                            |              |          | 1        | 100%             | 1     |
| SOUTH FLORIDA URGENT CARE CENTERS, LLC                 |              |          | 1        | 100%             | 1     |
| YOUR HEALTH PEDIATRICS                                 |              |          | 1        | 100%             | 1     |
| DIXIE REGIONAL MEDICAL CENTER                          |              |          | 1        | 100%             | 1     |
| MIDWAY SPECIALTY CARE CENTER INC                       |              | 1        |          |                  | 1     |
| ALLEGHENY GENERAL HOSPITAL                             |              |          | 1        | 100%             | 1     |
| FREDERICK MEMORIAL HOSPITAL                            |              |          | 1        | 100%             | 1     |
| IMMY LABS  |              |          | 1        | 100%             | 1     |
| Hillside Manor Rehabilitation and Extended Care Center |              | 1        |          |                  | 1     |
| WELLPATH   |              |          | 1        | 100%             | 1     |
| MEDCARE-GARNERS FERRY                                  |              |          | 1        | 100%             | 1     |
| LAKE MARY PEDIATRICS                                   |              |          | 1        | 100%             | 1     |
| DEPARTMENT OF HEALTH AND ENVIRONMENTAL CONTROL         |              |          | 1        | 100%             | 1     |
| bishop rehabilitation and nursing center               |              | 1        |          |                  | 1     |
| BAPTIST HEALTH PRIMARY CARE AT DORAL                   |              |          | 1        | 100%             | 1     |
| Kroger 550 - The Little Clinic Bellevue                |              | 1        |          |                  | 1     |
| CAROMONT HEALTH  |              |          | 1        | 100%             | 1     |
| Waters of Covington                                    |              | 1        |          |                  | 1     |
| Kroger 086 - The Little Clinic Broomfield-Sheridan     |              | 1        |          |                  | 1     |
| MINUTECLINIC DIAGNOSTIC OF NH, LLC (CL                 |              | 1        |          |                  | 1     |
| WEST PENSACOLA DIALYSIS CENTER                         |              |          | 1        | 100%             | 1     |
| WEST BOCA MEDICAL CENTER                               |              |          | 1        | 100%             | 1     |
| CARESPOT - OCOEE                                       |              |          | 1        | 100%             | 1     |
| Strasburg Care Center                                  |              | 1        |          |                  | 1     |
| WVU MEDICINE AT SUNCREST TOWNE CENTRE                  |              |          | 1        | 100%             | 1     |
| MEDCARE QUALITY MEDICAL CENTER LLC                     |              |          | 1        | 100%             | 1     |
| CARESPOT EXPRESS HEALTHCARE BOYNTON BEACH              |              |          | 1        | 100%             | 1     |
| Walgreens #5065  |              | 1        |          |                  | 1     |
| JACKSBORO URGENT CARE                                  |              |          | 1        | 100%             | 1     |
| PREMIER FAMILY AND SPORTS MEDICINE LLC                 |              |          | 1        | 100%             | 1     |
| TAMPA HEALTH CARE PROVIDERS PA                         |              | 1        |          |                  | 1     |
| HAPPY KIDZ PEDIATRICS PL                               |              |          | 1        | 100%             | 1     |
| HARRIS URGENT CARE CENTER                              |              |          | 1        | 100%             | 1     |
| URGENT CARE OF KANSAS CITY                             |              |          | 1        | 100%             | 1     |
| CLERMONT PEDIATRICS, PA                                |              |          | 1        | 100%             | 1     |
| WATERBURY HOSPITAL REFERENCE LAB                       |              |          | 1        | 100%             | 1     |
| Hillside Rehab and Care Center                         |              |          | 1        | 100%             | 1     |
| COLOMBO'S PHARMACY                                     |              | 1        |          |                  | 1     |
| RIDGEFIELD PEDIATRIC ASSOCIATES                        |              | 1        |          |                  | 1     |
| Shoreline Care Center                                  |              |          | 1        | 100%             | 1     |
| SUMMIT COUNTY PUBLIC HEALTH DEPARTMENT                 |              |          | 1        | 100%             | 1     |
| SACRED HEART HEALTH SYSTEM- MIDWIFE PROGRAM            |              |          | 1        | 100%             | 1     |
| OHIOHEALTH URGENT CARE                                 |              |          | 1        | 100%             | 1     |
| TERRELL URGENT CARE                                    |              |          | 1        | 100%             | 1     |
| NEVADA DEPARTMENT OF HEALTH AND HUMAN SERVICES         |              |          | 1        | 100%             | 1     |

# COVID-19: testing by laboratory

Data through Feb 5, 2021 verified as of Feb 6, 2021 at 09:25 AM

Data in this report are provisional and subject to change.

The numbers in the table below represent the number of Florida and non-Florida residents for whom test results were received by the Department of Health. A person can be tested by more than one laboratory and can have both positive and negative results. **Therefore, the sum of the numbers in each column will be larger than the total number of people tested.**

| Reporting lab  | Inconclusive | Negative | Positive | Percent positive | Total |
|--|--------------|----------|----------|------------------|-------|
| ANDERSON REGIONAL MEDICAL CENTER                     |              |          | 1        | 100%             | 1     |
| BOND COUNTY HEALTH DEPARTMENT                        |              |          | 1        | 100%             | 1     |
| MEDEXPRESS URGENT CARE - WESTFIELD, E MAIN ST        |              |          | 1        | 100%             | 1     |
| DIMITT REGIONAL HOSPITAL                             |              |          | 1        | 100%             | 1     |
| NFRC CLINICAL LAB                                    |              |          | 1        | 100%             | 1     |
| CVS OH3458POCT BEAVERCREEK                           |              | 1        |          |                  | 1     |
| Bolingreen Health and Rehabilitation                 |              | 1        |          |                  | 1     |
| LADY OF THE SEA HOSPITAL LAB                         |              |          | 1        | 100%             | 1     |
| REEVES COUNTY HOSPITAL DISTRICT                      |              |          | 1        | 100%             | 1     |
| Oregon Veterans Home The Dalles                      |              | 1        |          |                  | 1     |
| Chateau Living Center                                |              |          | 1        | 100%             | 1     |
| Kroger 97 - The Little Clinic Hutchinson             |              | 1        |          |                  | 1     |
| CAREWELL 203   |              |          | 1        | 100%             | 1     |
| ADVENTHEALTH DURAND                                  |              |          | 1        | 100%             | 1     |
| VIP FAMILY PRACTICE                                  |              |          | 1        | 100%             | 1     |
| BIOMERIEUX   |              |          | 1        | 100%             | 1     |
| ASCARATE DIALYSIS                                    |              |          | 1        | 100%             | 1     |
| CITRUS HEALTH NETWORK INC                            |              |          | 1        | 100%             | 1     |
| CLARKSVILLE HEALTH SYSTEM                            |              |          | 1        | 100%             | 1     |
| NATIONAL INSTITUTES OF HEALTH CLINICAL CENTER        |              |          | 1        | 100%             | 1     |
| URGENTMED PLANTATION                                 |              |          | 1        | 100%             | 1     |
| WASHINGTONVILLE PHARMACY INC                         |              | 1        |          |                  | 1     |
| NEWTON MEMORIAL HOSPITAL                             |              | 1        |          |                  | 1     |
| PLANT CITY FAMILY CARE                               |              | 1        |          |                  | 1     |
| Harris Hill Nursing Facility                         |              | 1        |          |                  | 1     |
| MIDWEST COVENANT HOME, INC                           |              | 1        |          |                  | 1     |
| BAYLOR SCOTT AND WHITE MEDICAL CENTER -CENTENTENNIAL |              |          | 1        | 100%             | 1     |
| UCH LAB  |              |          | 1        | 100%             | 1     |
| LP ELIZABETHTON                                      |              | 1        |          |                  | 1     |
| MEDEX CLINIC LLC                                     |              |          | 1        | 100%             | 1     |
| CVS PA1296POCT DREXEL HILL                           |              | 1        |          |                  | 1     |
| OCCUPATIONAL HEALTH CENTER                           |              | 1        |          |                  | 1     |
| RAJ K PAI MD PA                                      |              |          | 1        | 100%             | 1     |
| AVERA ST. MARY'S HOSPITAL                            |              |          | 1        | 100%             | 1     |
| MEDICAL ARTS LABORATORY                              |              |          | 1        | 100%             | 1     |
| MED BAR LLC  |              | 1        |          |                  | 1     |
| NORTH OKALOOSA PHYSICIAN GRP - WALK IN CLINIC        |              |          | 1        | 100%             | 1     |
| WEST VIRGINIA LABORATORIES                           |              |          | 1        | 100%             | 1     |
| AURORA MEDICAL CENTER-KENOSHA                        |              |          | 1        | 100%             | 1     |
| THE CHILDREN'S HOSPITAL OF PHILADELPHIA              |              | 1        |          |                  | 1     |
| ROAN MOUNTAIN MEDICAL CENTER                         |              |          | 1        | 100%             | 1     |
| DIGNITY HEALING LLC                                  |              |          | 1        | 100%             | 1     |
| SHARON REGIONAL MEDICAL CENTER                       |              |          | 1        | 100%             | 1     |
| GEORGE WASHINGTON UNIVERSITY HOSPITAL                |              |          | 1        | 100%             | 1     |
| BEAUFORT MEMORIAL                                    |              |          | 1        | 100%             | 1     |
| NORTH SHORE HEMATOLOGY-ONCOLOGY ASSOCI               |              | 1        |          |                  | 1     |
| CHILDREN'S MEMORIAL HOSPITAL                         |              |          | 1        | 100%             | 1     |

# COVID-19: testing by laboratory

Data through Feb 5, 2021 verified as of Feb 6, 2021 at 09:25 AM

Data in this report are provisional and subject to change.

The numbers in the table below represent the number of Florida and non-Florida residents for whom test results were received by the Department of Health. A person can be tested by more than one laboratory and can have both positive and negative results. **Therefore, the sum of the numbers in each column will be larger than the total number of people tested.**

| Reporting lab   | Inconclusive | Negative | Positive | Percent positive | Total |
|---|--------------|----------|----------|------------------|-------|
| HEALTH AND WELLNESS URGENT CARE LLC                             |              |          | 1        | 100%             | 1     |
| Kroger 682 - The Little Clinic New Holland Market               |              |          | 1        | 100%             | 1     |
| The Pines at Poughkeepsie Center for Nursing and Rehabilitation |              | 1        |          |                  | 1     |
| QUEST INC   |              |          | 1        | 100%             | 1     |
| HCR ManorCare Greentree   |              | 1        |          |                  | 1     |
| Community Care Center of Heritage House, LLC                    |              |          | 1        | 100%             | 1     |
| BAYCARE OUTREACH LAB AT NEW TAMPA                               |              |          | 1        | 100%             | 1     |
| KIDS CARE PEDIATRICS PA   |              |          | 1        | 100%             | 1     |
| CARTERSVILLE MEDICAL CENTER                                     |              |          | 1        | 100%             | 1     |
| SHAH  |              |          | 1        | 100%             | 1     |
| Tremont Health & Rehabilitation Center                          |              | 1        |          |                  | 1     |
| LEXINGTON HOSPITAL CORPORATION                                  |              |          | 1        | 100%             | 1     |
| MEDPOST - NORTH DALLAS  |              |          | 1        | 100%             | 1     |
| CONWAY - SHERWOOD URGENT CARE                                   |              |          | 1        | 100%             | 1     |
| Imperial Healthcare Centre                                      |              |          | 1        | 100%             | 1     |
| TILLAMOOK COUNTY GENERAL HOSPITAL LAB                           |              | 1        |          |                  | 1     |
| LAB PLUS, LLC   |              |          | 1        | 100%             | 1     |
| ADVENT HEALTH - OWASA   |              |          | 1        | 100%             | 1     |
| CVS CA9606POCT TEMECULA   |              | 1        |          |                  | 1     |
| NEW YORK CITY DEPARTMENT OF HEALTH                              |              |          | 1        | 100%             | 1     |
| CONSULATE HEALTH CARE OF VERO BEACH                             |              |          | 1        | 100%             | 1     |
| HEALTH EXPRESS  |              | 1        |          |                  | 1     |
| Village Crest Center for Health & Rehabilitation                |              | 1        |          |                  | 1     |
| POINTE MEDICAL SERVICES INC                                     |              |          | 1        | 100%             | 1     |
| DAYTONA BEACH HEALTH AND REHAB CENTER                           |              | 1        |          |                  | 1     |
| FAMILY MEDICINE AT CELEBRATION                                  |              | 1        |          |                  | 1     |
| AFFILIATED LABORATORIES INC                                     |              |          | 1        | 100%             | 1     |
| CHI ST VINCENT LITTLE ROCK DIAGNOSTIC CLINIC                    |              |          | 1        | 100%             | 1     |
| DIAGNOSTIC GROUP INTEGRATED HEALTHCARE                          |              |          | 1        | 100%             | 1     |
| MORSELIFE HOME CARE INC   |              |          | 1        | 100%             | 1     |
| Walgreens #5421   |              | 1        |          |                  | 1     |
| TLC MEDICAL   |              |          | 1        | 100%             | 1     |
| CLIFTON-FINE HOSPITAL LABORATORY                                |              | 1        |          |                  | 1     |
| GUTHRIE CORNING HOSPITAL LABORATORY                             |              | 1        |          |                  | 1     |
| SOUTHWEST FLORIDA DIVISION LAB                                  |              |          | 1        | 100%             | 1     |
| CENTRAL FLORIDA ADULT MEDICINE                                  |              | 1        |          |                  | 1     |
| DAVENPORT PEDIATRICS CLERMONT PA                                |              | 1        |          |                  | 1     |
| Rehab Select of Talladega                                       |              | 1        |          |                  | 1     |
| SOMA MEDICAL CENTER PA #2 OAKLAND                               |              |          | 1        | 100%             | 1     |
| MOUNT ST MARYS HOSPITAL OF NIAGARA FALLS                        |              |          | 1        | 100%             | 1     |
| MINUTECLINIC, LLC #4507   |              | 1        |          |                  | 1     |
| PEDIATRIC URGENT CARE CENTR OF FORT WORTH-LA GRAN               |              |          | 1        | 100%             | 1     |
| OPTUM MEDICAL CLINIC IN ROCKRIMMON                              |              |          | 1        | 100%             | 1     |
| CARESOUTH HHA HOLDINGS OF THE TREASURE COAST LLC                |              |          | 1        | 100%             | 1     |
| BETHESDA HEALTH PHYSICIANS GROUP                                |              | 1        |          |                  | 1     |
| Kroger 130 - The Little Clinic Colorado Springs                 |              | 1        |          |                  | 1     |
| Kroger 531 - The Little Clinic Waterville                       |              | 1        |          |                  | 1     |

# COVID-19: testing by laboratory

Data through Feb 5, 2021 verified as of Feb 6, 2021 at 09:25 AM

Data in this report are provisional and subject to change.

The numbers in the table below represent the number of Florida and non-Florida residents for whom test results were received by the Department of Health. A person can be tested by more than one laboratory and can have both positive and negative results. **Therefore, the sum of the numbers in each column will be larger than the total number of people tested.**

| Reporting lab                                    | Inconclusive | Negative | Positive | Percent positive | Total |
|--|--------------|----------|----------|------------------|-------|
| Juniper Village at Bucks County                  |              | 1        |          |                  | 1     |
| EXAC CARE CROSSVILLE                             |              | 1        |          |                  | 1     |
| BIOMAT ORLANDO                                   |              | 1        |          |                  | 1     |
| URGENT CARE OF FORT LAUDERDALE INC               |              |          | 1        | 100%             | 1     |
| ADVENTHEALTH MEDICAL GROUP SENIOR HEALTH AT      |              |          | 1        | 100%             | 1     |
| DAVENPORT PEDIATRICS PA                          |              |          | 1        | 100%             | 1     |
| WMC HEALTH GROUP OF KISSIMMEE LLC                |              |          | 1        | 100%             | 1     |
| SONNI'S PEDIATRICS                               |              |          | 1        | 100%             | 1     |
| APS-SUMMIT CARE PHARMACY, LLC DBA OMNICARE       |              | 1        |          |                  | 1     |
| CVS OH2486POCT NILES                             |              |          | 1        | 100%             | 1     |
| Central Park Healthcare & Rehabilitation Center  |              | 1        |          |                  | 1     |
| JUPITER PEDIATRIC ASSOCIATES, PA                 |              |          | 1        | 100%             | 1     |
| WRIGHT PATTERSON AFB MEDICAL CENTER              |              |          | 1        | 100%             | 1     |
| NORDX  |              |          | 1        | 100%             | 1     |
| PEDIATRIC ASSOCIATES - MIAMI LAKES               |              | 1        |          |                  | 1     |
| Sevierville Health and Rehabilitation            |              | 1        |          |                  | 1     |
| WATERS EDGE ELEMENTARY SCHOOL                    |              |          | 1        | 100%             | 1     |
| CVS IL2798POCT CHICAGO                           |              |          | 1        | 100%             | 1     |
| HALIFAX FAMILY HEALTH CENTER                     |              |          | 1        | 100%             | 1     |
| CELEBRATION HOSPITAL                             |              |          | 1        | 100%             | 1     |
| CVS OH6167POCT ASHLAND                           |              | 1        |          |                  | 1     |
| TAYLOR COUNTY HEALTH DEPARTMENT                  |              |          | 1        | 100%             | 1     |
| Aspire Physical Recovery Center at Cahaba River  |              | 1        |          |                  | 1     |
| HUNTSVILLE HOSPITAL                              |              |          | 1        | 100%             | 1     |
| Village Green Health & Rehabilitation            |              | 1        |          |                  | 1     |
| APOLLOMDX LLC                                    |              |          | 1        | 100%             | 1     |
| RESIDENCES AT MIAMI / REIGN GARDENS LLC, THE     |              |          | 1        | 100%             | 1     |
| Kroger 929 - The Little Clinic Corryville        |              | 1        |          |                  | 1     |
| PALM WEST INTERNIST PA                           |              |          | 1        | 100%             | 1     |
| FLORIDA DEPARTMENT OF HEALTH IN CITRUS COUNTY    |              | 1        |          |                  | 1     |
| ALPHA 1 ANTITRYPSIN RESEARCH PROGRAM             |              |          | 1        | 100%             | 1     |
| Regency Square                                   |              |          | 1        | 100%             | 1     |
| WEST FLORIDA HOSPITAL LABORATORY                 |              |          | 1        | 100%             | 1     |
| NICKLAUS CHILDREN'S DORAL OUTPATIENT CENTER      |              |          | 1        | 100%             | 1     |
| ADVENTHEALTH MEDICAL GROUP PEDIATRICS DIABETES & |              |          | 1        | 100%             | 1     |
| Kroger 379 - The Little Clinic Stony Brook       |              | 1        |          |                  | 1     |
| SUMMIT LABORATORY                                |              |          | 1        | 100%             | 1     |
| Long Beach Care Center                           |              |          | 1        | 100%             | 1     |
| CVS IL8750POCT CHICAGO                           |              | 1        |          |                  | 1     |
| Smg/North Jersey Hematology & Oncology           |              | 1        |          |                  | 1     |
| MYCLINIC, INC                                    |              |          | 1        | 100%             | 1     |
| CVS PA6902POCT BRYN MAWR                         |              | 1        |          |                  | 1     |
| ORMC-ARDEN/EOI                                   |              |          | 1        | 100%             | 1     |
| CARDIOLOGY AND FITNESS MEDICINE                  |              | 1        |          |                  | 1     |
| BOLLES SCHOOL, THE                               |              |          | 1        | 100%             | 1     |
| NULEASE MEDICAL SOLUTIONS                        |              |          | 1        | 100%             | 1     |
| WW Chem Auto SS                                  |              |          | 1        | 100%             | 1     |

# COVID-19: testing by laboratory

Data through Feb 5, 2021 verified as of Feb 6, 2021 at 09:25 AM

Data in this report are provisional and subject to change.

The numbers in the table below represent the number of Florida and non-Florida residents for whom test results were received by the Department of Health. A person can be tested by more than one laboratory and can have both positive and negative results. **Therefore, the sum of the numbers in each column will be larger than the total number of people tested.**

| Reporting lab  | Inconclusive | Negative | Positive | Percent positive | Total |
|--|--------------|----------|----------|------------------|-------|
| BAPTIST HEALTH SURGERY CENTER                                    |              |          | 1        | 100%             | 1     |
| GOOD SAMARITAN SOCIETY - DE SMET                                 |              | 1        |          |                  | 1     |
| EXCEL URGENT CARE OF NJ  |              |          | 1        | 100%             | 1     |
| DEERFIELD BEACH REHABILITATION AND NURSING                       |              |          | 1        | 100%             | 1     |
| SOUTHERN FAMILY HEALTH   |              |          | 1        | 100%             | 1     |
| MINUTECLINIC OF NEVADA-2955 S FT APACH                           |              | 1        |          |                  | 1     |
| Sears Coastal Nursing and Rehab                                  |              | 1        |          |                  | 1     |
| BRITTNEY WHELIHAN IRWIN ARNP LLC                                 |              |          | 1        | 100%             | 1     |
| CALIFORNIA PUBLIC HEALTH LABORATORY                              |              |          | 1        | 100%             | 1     |
| HCL LABORATORIES   |              |          | 1        | 100%             | 1     |
| ASPIRUS WAUSAU HOSPITAL  |              |          | 1        | 100%             | 1     |
| ROYAL CARE MEDICAL CENTER  |              |          | 1        | 100%             | 1     |
| EXPRESS PHARMACY INC   |              | 1        |          |                  | 1     |
| Dulles Health and Rehab Center                                   |              | 1        |          |                  | 1     |
| HPH HOME CARE  |              |          | 1        | 100%             | 1     |
| PASTEUR MEDICAL CENTER LLC                                       |              | 1        |          |                  | 1     |
| UMASS MEMORIAL/MARLBORO HOSPITAL                                 |              |          | 1        | 100%             | 1     |
| GREATER TAMPA AT HOME  |              |          | 1        | 100%             | 1     |
| DORAL KIDNEY CENTER  |              |          | 1        | 100%             | 1     |
| INNOVATIVE CARE II LLC   |              |          | 1        | 100%             | 1     |
| CARINGPLUS HOMECARE LLC  |              |          | 1        | 100%             | 1     |
| MORGAN STANELY HEALTH CENTER                                     |              | 1        |          |                  | 1     |
| CAREHERE LLC   |              |          | 1        | 100%             | 1     |
| Eddy Memorial Geriatric Center                                   |              | 1        |          |                  | 1     |
| CVS TX10016POCT PRINCETON  |              | 1        |          |                  | 1     |
| KANSAS CITY VA MEDICAL CENTER                                    |              |          | 1        | 100%             | 1     |
| EH FARGO HOSPITAL LABORATORY                                     |              |          | 1        | 100%             | 1     |
| TREASURE COAST PRIMARY CARE                                      |              | 1        |          |                  | 1     |
| BAYFRONT HEAL WOUND CARE AND HYPERBARIC CENTER                   |              |          | 1        | 100%             | 1     |
| MISSOURI DEPARTMENT OF HEALTH AND SENIOR SERVICES - STATE PH LAB |              | 1        |          |                  | 1     |
| MED FIRST IMMEDIATE CARE AND FAMILY PRACTICE                     |              |          | 1        | 100%             | 1     |
| PROVIDENCE ST. PATRICK HOSPITAL                                  |              |          | 1        | 100%             | 1     |
| ELEMENTS PHARMACY  |              |          | 1        | 100%             | 1     |
| Kroger 395 - The Little Clinic Blanchester                       |              | 1        |          |                  | 1     |
| UHS BINGHAMTON GENERAL   |              |          | 1        | 100%             | 1     |
| FAMILY MEDICAL CENTER OF HOLLYWOOD PA                            |              |          | 1        | 100%             | 1     |
| Fulton County Medical Center Long Term Care                      |              |          | 1        | 100%             | 1     |
| The Palms Nursing and Rehabilitation                             |              | 1        |          |                  | 1     |
| Trucare Living Centers - Columbus                                |              | 1        |          |                  | 1     |
| TUNIS STREET GROUP HOME  |              | 1        |          |                  | 1     |
| SEASONS HOSPICE AND PALLIATIVE CARE OF                           |              |          | 1        | 100%             | 1     |
| ANSWERS RESOURCE FACILITY  |              | 1        |          |                  | 1     |
| KATHY L ANDERSON DO PA   |              |          | 1        | 100%             | 1     |
| Hearthstone Nursing and Rehabilitation Center                    |              | 1        |          |                  | 1     |
| MEDAC AT PORTERS NECK  |              |          | 1        | 100%             | 1     |
| Ash Flat Healthcare and Rehabilitation Center                    |              |          | 1        | 100%             | 1     |
| WALGREEN#12147   |              | 1        |          |                  | 1     |



# COVID-19: testing by laboratory

Data through Feb 5, 2021 verified as of Feb 6, 2021 at 09:25 AM

Data in this report are provisional and subject to change.

The numbers in the table below represent the number of Florida and non-Florida residents for whom test results were received by the Department of Health. A person can be tested by more than one laboratory and can have both positive and negative results. **Therefore, the sum of the numbers in each column will be larger than the total number of people tested.**

| Reporting lab                                   | Inconclusive | Negative | Positive | Percent positive | Total |
|---|--------------|----------|----------|------------------|-------|
| ENCOMPASS HEALTH REHABILITATION OF ALTAMONTE    |              |          | 1        | 100%             | 1     |
| MALUHIA   |              | 1        |          |                  | 1     |
| JUPITER MEDICAL CENTER INC                      |              |          | 1        | 100%             | 1     |
| PROVIDENCE ST PETER HOSPITAL                    |              | 1        |          |                  | 1     |
| PEACHEALTH LABORATORIES                         |              | 1        |          |                  | 1     |
| CARDIAC AND VASCULAR CONSULTANTS MD PA          |              | 1        |          |                  | 1     |
| DONALSONVILLE HOSPITAL                          |              |          | 1        | 100%             | 1     |
| Gulf Coast health and Rehabilitation, LLC       |              | 1        |          |                  | 1     |
| RESTORE MEDICAL PARTNERS PLLC                   |              |          | 1        | 100%             | 1     |
| HAVASU REGIONAL MEDICAL CENTER                  |              |          | 1        | 100%             | 1     |
| TARRYTOWN PHARMACY                              |              |          | 1        | 100%             | 1     |
| DOCTOR TODAY URGENT CARE                        |              |          | 1        | 100%             | 1     |
| CORPORATION OF AMERICA                          |              | 1        |          |                  | 1     |
| Kroger - KR070300083                            |              |          | 1        | 100%             | 1     |
| UNITED HEALTHCARE                               |              |          | 1        | 100%             | 1     |
| FIRST CARE OF GAINESVILLE                       |              |          | 1        | 100%             | 1     |
| Kroger 524 - The Little Clinic Iron Bridge Road |              | 1        |          |                  | 1     |
| BRUSHY CREEK FAMILY HOSPITAL                    |              |          | 1        | 100%             | 1     |
| CVS RI326POCT NORTH SMITHFIELD                  |              | 1        |          |                  | 1     |
| SV MOBILE HEALTH                                |              |          | 1        | 100%             | 1     |
| MEDICAL CLINIC OF HOUSTON                       |              |          | 1        | 100%             | 1     |
| CVS NC7047POCT DURHAM                           |              | 1        |          |                  | 1     |
| EDWARD HOSPITAL                                 |              |          | 1        | 100%             | 1     |
| ST. LUKES HOSPITAL                              |              |          | 1        | 100%             | 1     |
| WEST DADE PEDIATRICS                            |              |          | 1        | 100%             | 1     |
| EVENING PEDIATRICS INC                          |              |          | 1        | 100%             | 1     |
| XSTREMEMD                                       |              |          | 1        | 100%             | 1     |
| CVS TN7144POCT BARTLETT                         |              | 1        |          |                  | 1     |
| DOCTORS CARE - AIKEN MALL                       |              |          | 1        | 100%             | 1     |
| WELLMED AT LINEBAUGH AVE                        |              |          | 1        | 100%             | 1     |
| MERCY – NORTH IOWA                              |              |          | 1        | 100%             | 1     |
| MEDEXPRESS URGENT CARE - PATRICK STREE          |              |          | 1        | 100%             | 1     |
| MERITUS MEDICAL CENTER                          |              |          | 1        | 100%             | 1     |
| INTERNAL MEDICINE EMILIA MURRAY MD PA           |              | 1        |          |                  | 1     |
| ST. PETERSBURG PEDIATRICS-SEMINOLE              |              |          | 1        | 100%             | 1     |
| MINUTECLINIC DIAGNOSTIC OF NEW MEXICO LLC #7552 |              | 1        |          |                  | 1     |
| LAB PLUS, LLC AT ASCENSION SAINT THOMA          |              | 1        |          |                  | 1     |
| CVS CA9103POCT ESCONDIDO                        |              | 1        |          |                  | 1     |
| FRASER MEMORIAL HOSPITAL                        |              |          | 1        | 100%             | 1     |
| The Carrington                                  |              | 1        |          |                  | 1     |
| VCU HEALTH SYSTEM AUTHORITY - MCV HOSPITALS     |              |          | 1        | 100%             | 1     |
| VAULT MEDICAL SERVICES                          |              |          | 1        | 100%             | 1     |
| LAKE REGIONAL HEALTH                            |              |          | 1        | 100%             | 1     |
| PALM COAST DIALYSIS                             |              | 1        |          |                  | 1     |
| MD NOW URGENT CARE                              |              |          | 1        | 100%             | 1     |
| BRISTOL CHILDRENS CLINIC                        |              |          | 1        | 100%             | 1     |
| Integrity Healthcare of Carbondale              |              |          | 1        | 100%             | 1     |

# COVID-19: testing by laboratory

Data through Feb 5, 2021 verified as of Feb 6, 2021 at 09:25 AM

Data in this report are provisional and subject to change.

The numbers in the table below represent the number of Florida and non-Florida residents for whom test results were received by the Department of Health. A person can be tested by more than one laboratory and can have both positive and negative results. **Therefore, the sum of the numbers in each column will be larger than the total number of people tested.**

| Reporting lab                                       | Inconclusive | Negative | Positive | Percent positive | Total |
|---|--------------|----------|----------|------------------|-------|
| MADISON AT OVIEDO                                   |              |          | 1        | 100%             | 1     |
| UNIVERSITY OF TEXAS AT EL PASO, THE                 |              |          | 1        | 100%             | 1     |
| Seal Rock Healthcare                                |              | 1        |          |                  | 1     |
| AVALON MEDICAL GROUP                                |              |          | 1        | 100%             | 1     |
| SLIDELL MEMORIAL HOSPITAL                           |              |          | 1        | 100%             | 1     |
| 1ST CHOICE URGENT CARE CENTER LLC                   |              |          | 1        | 100%             | 1     |
| ICARE   |              | 1        |          |                  | 1     |
| NORTHSIDE HOSPITAL DULUTH                           |              |          | 1        | 100%             | 1     |
| Kroger 541 - The Little Clinic Long Hollow Pike     |              | 1        |          |                  | 1     |
| SILVERMAN   |              |          | 1        | 100%             | 1     |
| BRUCE S WEST MD                                     |              |          | 1        | 100%             | 1     |
| Schenectady Center for Rehabilitation & Nursing     |              | 1        |          |                  | 1     |
| UT HEALTH RGV CLINICAL LABORATORY                   |              |          | 1        | 100%             | 1     |
| Riviera Health Resort                               |              | 1        |          |                  | 1     |
| MOUNT SINAI MEDICAL CENTER OF FLORIDA, INC          |              |          | 1        | 100%             | 1     |
| EAST TENNESSEE STATE UNIVERSITY                     |              | 1        |          |                  | 1     |
| HOME AIDE SVC OF EASTERN NY INC D/B/A               |              | 1        |          |                  | 1     |
| LIFELINK OF FLORIDA                                 |              |          | 1        | 100%             | 1     |
| MOSOLF PEDIATRICS PA                                |              |          | 1        | 100%             | 1     |
| CHRISTUS GOOD SHEPHERD MEDICAL CENTER               |              |          | 1        | 100%             | 1     |
| DUKE UNIVERSITY POINT OF CARE TESTING PROGRAM       |              |          | 1        | 100%             | 1     |
| LAKE VISTA DIALYSIS                                 |              |          | 1        | 100%             | 1     |
| BAPTIST MINOR MEDICAL CENTER                        |              |          | 1        | 100%             | 1     |
| LABORATORIO MEDICO CENTRAL CONDOMINO MD             |              |          | 1        | 100%             | 1     |
| SOUTHEASTERN PATHOLOGY ASSOCIATES                   |              |          | 1        | 100%             | 1     |
| TMH PHYSICIAN PARTNERS QUINCY                       |              |          | 1        | 100%             | 1     |
| ATMORE COMMUNITY HOSPITAL                           |              |          | 1        | 100%             | 1     |
| HEALTH PLUS SUNRISE MEDICAL OFFICE                  |              |          | 1        | 100%             | 1     |
| SOUTHERN SPRINGS HEALTH CARE                        |              | 1        |          |                  | 1     |
| CONCIERGE INTERNAL MEDICINE ASSOCIATES              |              |          | 1        | 100%             | 1     |
| BROOKDALE FORT WALTON BEACH                         |              |          | 1        | 100%             | 1     |
| CVS M08595POCT RAYMORE                              |              | 1        |          |                  | 1     |
| NORTHSIDE FAMILY MEDICINE AND URGENT CARE (CUMMING) |              | 1        |          |                  | 1     |
| Big River Nursing and Rehab                         |              | 1        |          |                  | 1     |
| ORMOND BEACH DIALYSIS                               |              |          | 1        | 100%             | 1     |
| Kroger - KRO03500568                                |              |          | 1        | 100%             | 1     |
| MIDDLETON PEDIATRICS                                |              |          | 1        | 100%             | 1     |
| SAINT JOSEPH'S HOSPITAL AND MEDICAL CENTER          |              | 1        |          |                  | 1     |
| ADVENTHEALTH IMAGING LAKE NONA                      |              |          | 1        | 100%             | 1     |
| PALM BEACH COUNTY HEALTH DEPT.                      |              |          | 1        | 100%             | 1     |
| FASTMED URGENT CARE                                 |              |          | 1        | 100%             | 1     |
| ST. LUKE'S HOSPITAL                                 |              |          | 1        | 100%             | 1     |
| AURORA CONSOLIDATED LABORATORY                      |              |          | 1        | 100%             | 1     |
| Chateau Girardeau                                   |              |          | 1        | 100%             | 1     |
| AMICUS MEDICAL CENTER LLC                           |              |          | 1        | 100%             | 1     |
| MADISON FACILITY INC                                |              |          | 1        | 100%             | 1     |
| SOUTH COUNTY MEDICAL CENTER                         |              |          | 1        | 100%             | 1     |

# COVID-19: testing by laboratory

Data through Feb 5, 2021 verified as of Feb 6, 2021 at 09:25 AM

Data in this report are provisional and subject to change.

The numbers in the table below represent the number of Florida and non-Florida residents for whom test results were received by the Department of Health. A person can be tested by more than one laboratory and can have both positive and negative results. **Therefore, the sum of the numbers in each column will be larger than the total number of people tested.**

| Reporting lab                              | Inconclusive | Negative | Positive | Percent positive | Total |
|--|--------------|----------|----------|------------------|-------|
| BAPTIST ASI                                |              |          | 1        | 100%             | 1     |
| PALMA CEIA MED GROUP-SWANN                 |              | 1        |          |                  | 1     |
| The Center at Centennial                   |              |          | 1        | 100%             | 1     |
| Garden Villa Bedford                       |              | 1        |          |                  | 1     |
| MEDEXPRESS URGENT CARE - ANDERSON          |              | 1        |          |                  | 1     |
| ACCESS MEDICAL GROUP OF TAMPA INC          |              |          | 1        | 100%             | 1     |
| COSTCO PHARMACY #1023                      |              |          | 1        | 100%             | 1     |
| PHYSICIANS URGENT CARE                     |              |          | 1        | 100%             | 1     |
| BRANDON OUTREACH CLINIC                    |              |          | 1        | 100%             | 1     |
| UNIVERSITY URGENT CARE                     |              |          | 1        | 100%             | 1     |
| CVS NV5286POCT HENDERSON                   |              | 1        |          |                  | 1     |
| Kroger 522 - The Little Clinic Gahanna     |              | 1        |          |                  | 1     |
| CVS IL8753POCT CHICAGO                     |              | 1        |          |                  | 1     |
| YOUR HEALTH PEDIATRICS INC                 |              |          | 1        | 100%             | 1     |
| WESLEY MEDICAL CENTER                      |              |          | 1        | 100%             | 1     |
| SUNSHINE STATE DIALYSIS                    |              |          | 1        | 100%             | 1     |
| ONPOINT URGENT CARE                        |              |          | 1        | 100%             | 1     |
| RAYMOND F CARON MD                         |              |          | 1        | 100%             | 1     |
| FLORIDA STATE UNIVERSITY HEALTH SERVICES   |              |          | 1        | 100%             | 1     |
| STANLY REGIONAL MEDICAL CENTER             |              |          | 1        | 100%             | 1     |
| MIAMI CEREBRAL PALSY RESIDENTIAL           |              |          | 1        | 100%             | 1     |
| PORTSMOUTH REG. HOSPITAL                   |              |          | 1        | 100%             | 1     |
| NORTH SHORE HEMATOLOGY-ONCOLOGY ASSOCIATES |              | 1        |          |                  | 1     |
| HERNANDO COUNTY HEALTH DEPT                |              |          | 1        | 100%             | 1     |
| CENTRAL TX URGENT CARE                     |              |          | 1        | 100%             | 1     |
| CARENOW URGENT CARE – SPRING               |              |          | 1        | 100%             | 1     |
| PALMETTO BAY MEDICAL CENTER                |              |          | 1        | 100%             | 1     |
| MINNESOTA DEPARTMENT OF HEALTH LABORATORY  |              |          | 1        | 100%             | 1     |
| COVENANT HEALTH                            |              | 1        |          |                  | 1     |
| A.G. Rhodes                                |              | 1        |          |                  | 1     |
| ROSE MEDICAL CENTER LAB                    |              |          | 1        | 100%             | 1     |
| NASSAU COUNTY HEALTH DEPARTMENT            |              | 1        |          |                  | 1     |
| IZ MEDICAL                                 |              | 1        |          |                  | 1     |
| PALMETTO PRIMARY CARE PHYSICIANS           |              |          | 1        | 100%             | 1     |
| SUNCOAST RESEARCH GROUP LLC                |              |          | 1        | 100%             | 1     |
| CVS MD1515POCT LEONARDTOWN                 |              | 1        |          |                  | 1     |
| NORTHEAST FLORIDA HEALTH SERVICES          |              |          | 1        | 100%             | 1     |
| VA ST LOUIS HEALTH CARE SYSTEM             |              |          | 1        | 100%             | 1     |
| SIPERSTEIN DERMATOLOGY LLC                 |              |          | 1        | 100%             | 1     |
| REGENTS PARK OF JACKSONVILLE               |              |          | 1        | 100%             | 1     |
| DORA HOME CARE                             |              |          | 1        | 100%             | 1     |
| 15 TO KNOW                                 |              |          | 1        | 100%             | 1     |
| FLORIDA MEDICAL CLINIC PA GI               |              |          | 1        | 100%             | 1     |
| Robert Wood Johnson University Hospital    |              |          | 1        | 100%             | 1     |
| SKYRIDGE CLINICAL ASSOCIATES               |              | 1        |          |                  | 1     |
| Country View of Sunbury                    |              |          | 1        | 100%             | 1     |
| HEALTH MED HOME CARE, LLC                  |              | 1        |          |                  | 1     |

# COVID-19: testing by laboratory

Data through Feb 5, 2021 verified as of Feb 6, 2021 at 09:25 AM

Data in this report are provisional and subject to change.

The numbers in the table below represent the number of Florida and non-Florida residents for whom test results were received by the Department of Health. A person can be tested by more than one laboratory and can have both positive and negative results. **Therefore, the sum of the numbers in each column will be larger than the total number of people tested.**

| Reporting lab   | Inconclusive | Negative   | Positive  | Percent positive | Total      |
|---|--------------|------------|-----------|------------------|------------|
| WAKULLA URGENT CARE & DIAGNOSTIC                        |              |            | 1         | 100%             | 1          |
| DILELLA   |              |            | 1         | 100%             | 1          |
| CARENOW-MONTGOMERY                                      |              |            | 1         | 100%             | 1          |
| MEDOR/ACC SYNCHRONY                                     |              |            | 1         | 100%             | 1          |
| EVERGREEN NURSING HOME                                  |              | 1          |           |                  | 1          |
| PACE UNIVERSITY HEALTH CARE                             |              | 1          |           |                  | 1          |
| COMMUNITY HEALTH CENTERS OF PINELLAS, INC               |              |            | 1         | 100%             | 1          |
| RIVERSIDE COUNTY PUBLIC HEALTH LABORATORY               |              |            | 1         | 100%             | 1          |
| Florence Home   |              | 1          |           |                  | 1          |
| FRANKLIN CBOC   |              |            | 1         | 100%             | 1          |
| COMMUNITY HOSPITALS INDIANAPOLIS                        |              |            | 1         | 100%             | 1          |
| NORTH SHORE MEDICAL CENTER - SALEM HOSPITAL             |              |            | 1         | 100%             | 1          |
| Lemont Nursing and Rehab Center                         |              |            | 1         | 100%             | 1          |
| VALUE DRUGS GREENLAWN INC                               |              | 1          |           |                  | 1          |
| ROSE HAVEN NURSING CENTER                               |              | 1          |           |                  | 1          |
| Livingston County Center for Nursing and Rehabilitation |              | 1          |           |                  | 1          |
| Mercy Manor Transition Center                           |              |            | 1         | 100%             | 1          |
| Total   | 81,924       | 15,141,916 | 2,270,480 | 13%              | 17,494,320 |