

# COVID-19: summary of cases and monitoring

Data through Feb 8, 2021 verified as of Feb 9, 2021 at 09:25 AM

Data in this report are provisional and subject to change.

## Cases: people with positive PCR or antigen test result

### Total cases

Florida residents	1,758,254
Non-Florida residents	32,489

### Type of testing

Florida residents	1,758,254
Positive by BPHL/CDC	64,077
Positive by commercial/hospital lab	1,694,177
PCR positive	1,442,865
Antigen positive	315,389
Non-Florida residents	32,489
Positive by BPHL/CDC	824
Positive by commercial/hospital lab	31,665
PCR positive	22,837
Antigen positive	9,652

### Characteristics

Florida residents hospitalized	74,884
Florida resident deaths	28,048
Non-Florida resident deaths	478

Hospitalized counts include anyone who was hospitalized at some point during their illness. It does not reflect the number of people currently hospitalized.

More information on deaths identified through death certificate data is available on the National Center for Health Statistics website at [www.cdc.gov/nchs/nvss/vsrr/COVID19/index.htm](http://www.cdc.gov/nchs/nvss/vsrr/COVID19/index.htm).

## Cases: people with positive PCR or antigen test result

### Risk factors for Florida residents

Traveled	14,243
Contact with a known case	666,067
Traveled and contact with a known case	19,416
Neither	1,058,528
No travel and no contact	201,731
Travel is unknown	627,093
Contact is unknown	384,224
Contact is pending	412,492

Travel can be unknown and contact can be unknown or pending for the same case, these numbers will sum to more than the "neither" total.

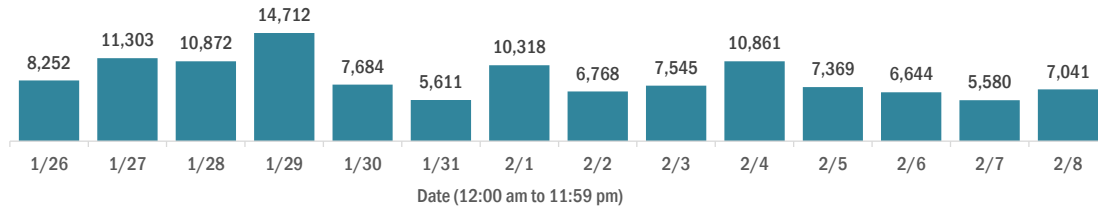
# COVID-19: summary of laboratory testing

Data through Feb 8, 2021 verified as of Feb 9, 2021 at 09:25 AM

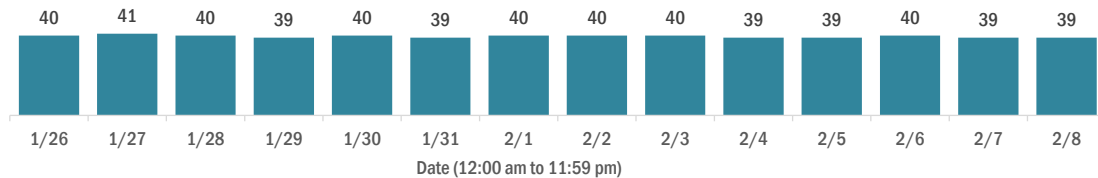
Data in this report are provisional and subject to change.

## Cases in Florida residents per day for the past 2 weeks

### Number of cases per day



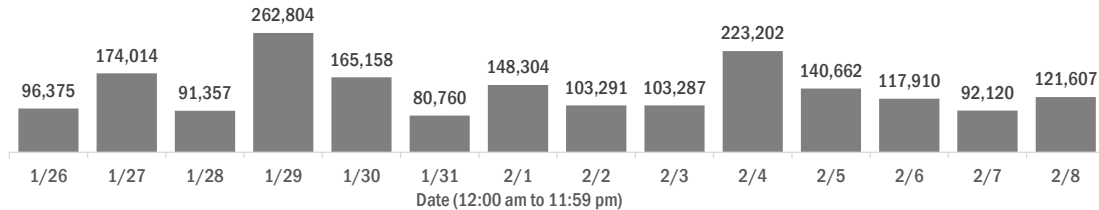
### Median age of cases by day



## Laboratory testing for Florida residents over the past 2 weeks

### Number of Florida residents tested per day

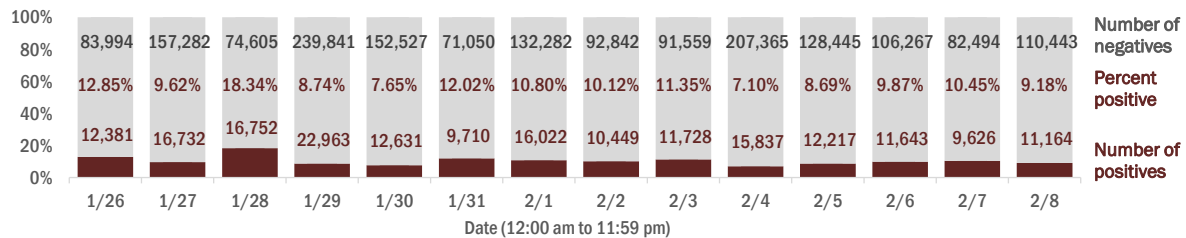
These counts include the number of people for whom the Department received PCR or antigen laboratory results by day. People tested on multiple days will be included for each day a new result was received. A person is only counted once for each day they are tested, regardless of whether multiple specimens are tested or multiple results are received.



### Number and percent of Florida residents with positive test results

The percent of positive results ranged from 7.10% to 18.34% over the past 2 weeks and was 9.18% yesterday.

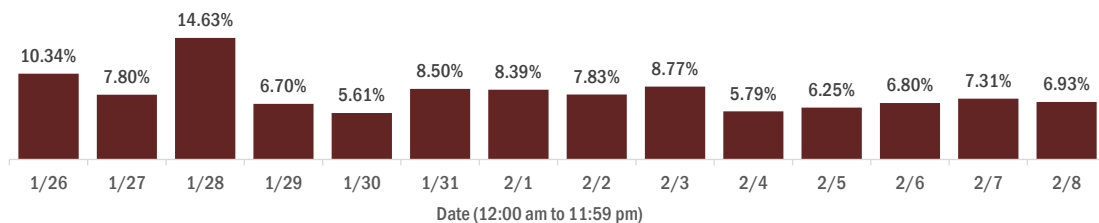
These counts include the number of people for whom the Department received PCR or antigen laboratory results by day. People tested on multiple days will be included for each day a new result was received. A person is only counted once for each day they are tested, regardless of whether multiple specimens are tested or multiple results are received. If a person has a positive specimen and a negative specimen in the same day, only the positive result is counted.



### Percent positivity for new cases in Florida residents

The percent of positive results ranged from 5.61% to 14.63% over the past 2 weeks and was 6.93% yesterday.

This percent is the number of people who test PCR- or antigen-positive for the first time divided by all the people tested that day, excluding people who have previously tested positive.



# COVID-19: characteristics of 1,758,254 Florida resident cases

Data through Feb 8, 2021 verified as of Feb 9, 2021 at 09:25 AM

Data in this report are provisional and subject to change.

Age group	Cases		Hospitalizations		Deaths	
0-4 years	34,030	2%	483	1%	0	0%
5-14 years	104,476	6%	463	1%	5	0%
15-24 years	270,654	15%	1,841	2%	39	0%
25-34 years	307,030	17%	3,682	5%	149	1%
35-44 years	272,224	15%	5,547	7%	426	2%
45-54 years	268,213	15%	8,571	11%	1,050	4%
55-64 years	231,673	13%	12,623	17%	2,989	11%
65-74 years	147,331	8%	15,600	21%	5,947	21%
75-84 years	82,158	5%	15,496	21%	8,515	30%
85+ years	39,230	2%	10,572	14%	8,928	32%
Unknown	1,235	0%	6	0%	0	0%
<b>Total</b>	<b>1,758,254</b>		<b>74,884</b>		<b>28,048</b>	

Gender	Cases	
Female	918,936	52%
Male	826,087	47%
Unknown	13,231	1%
<b>Total</b>	<b>1,758,254</b>	

Ethnicity	Cases		Hospitalizations		Deaths	
Hispanic	554,888	32%	19,185	26%	6,535	23%
Non-Hispanic	831,950	47%	51,861	69%	19,532	70%
Unknown	371,416	21%	3,838	5%	1,981	7%
<b>Total</b>	<b>1,758,254</b>		<b>74,884</b>		<b>28,048</b>	

Race and ethnicity	Cases		Hospitalizations		Deaths	
White	971,520	55%	48,548	65%	20,349	73%
Hispanic	369,436	21%	13,541	18%	5,135	18%
Non-Hispanic	527,566	30%	33,430	45%	14,240	51%
Unknown	74,518	4%	1,577	2%	974	3%
Black	231,191	13%	15,577	21%	4,504	16%
Hispanic	13,291	1%	649	1%	180	1%
Non-Hispanic	197,867	11%	14,584	19%	4,153	15%
Unknown	20,033	1%	344	0%	171	1%
Other race	258,353	15%	8,506	11%	2,280	8%
Hispanic	130,445	7%	4,520	6%	1,051	4%
Non-Hispanic	88,000	5%	3,594	5%	1,033	4%
Unknown	39,908	2%	392	1%	196	1%
Unknown race	297,190	17%	2,253	3%	915	3%
Hispanic	41,716	2%	475	1%	169	1%
Non-Hispanic	18,517	1%	253	0%	106	0%
Unknown	236,957	13%	1,525	2%	640	2%
<b>Total</b>	<b>1,758,254</b>		<b>74,884</b>		<b>28,048</b>	

**Hospitalization** counts include anyone who was hospitalized at some point during their illness. It does not reflect the number of people currently hospitalized. **Other race** includes any person with a race of American Indian/Alaskan native, Asian, native Hawaiian/Pacific Islander, or other.

# COVID-19: deaths in Florida residents and staff of long-term care facilities

Data through Feb 8, 2021 verified as of Feb 9, 2021 at 09:25 AM

Data in this report are provisional and subject to change.

For current cases in residents or staff of long-term care facilities, please visit: <https://floridahealthcovid19.gov/>

County	Deaths		County	Deaths		County	Deaths	
Dade	962	10%	Martin	147	1%	Gilchrist	17	0%
Palm Beach	953	10%	Hernando	132	1%	Calhoun	14	0%
Pinellas	811	8%	Osceola	126	1%	Gadsden	14	0%
Broward	590	6%	Charlotte	118	1%	Gulf	14	0%
Hillsborough	508	5%	Indian River	109	1%	Bradford	13	0%
Polk	391	4%	Clay	106	1%	Washington	13	0%
Sarasota	357	4%	Jackson	83	1%	Baker	12	0%
Brevard	355	4%	Bay	82	1%	Wakulla	12	0%
Orange	342	3%	Leon	82	1%	Jefferson	10	0%
Duval	335	3%	St. Johns	78	1%	Holmes	9	0%
Lee	328	3%	Highlands	76	1%	Flagler	8	0%
Volusia	247	2%	Santa Rosa	72	1%	Lafayette	8	0%
Escambia	245	2%	Alachua	57	1%	Desoto	6	0%
Marion	234	2%	Suwannee	56	1%	Franklin	6	0%
St. Lucie	228	2%	Columbia	46	0%	Levy	4	0%
Seminole	211	2%	Sumter	43	0%	Monroe	4	0%
Pasco	206	2%	Nassau	32	0%	Taylor	3	0%
Lake	184	2%	Putnam	29	0%	Hardee	2	0%
Collier	176	2%	Walton	24	0%	Dixie	1	0%
Manatee	172	2%	Okeechobee	23	0%	Liberty	1	0%
Citrus	164	2%	Hendry	22	0%			
Okaloosa	149	2%	Madison	19	0%	Total	9,881	

**Note:** cases are summarized by the county of usual residence. Residents and staff may be cases associated with facilities that are not in their county of usual residence, resulting in cases being included below for counties that do not have facilities with known cases.

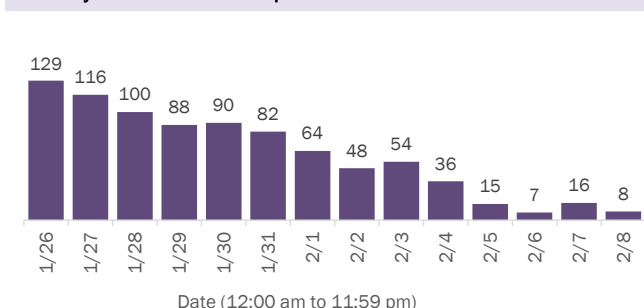
# COVID-19: cases in Florida residents who have died

Data through Feb 8, 2021 verified as of Feb 9, 2021 at 09:25 AM

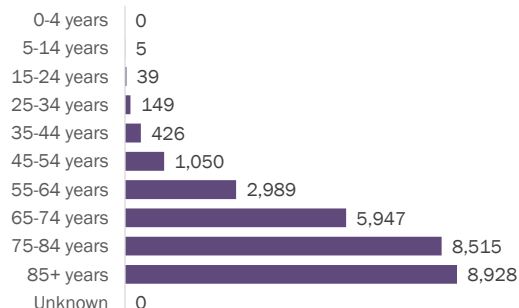
Data in this report are provisional and subject to change.

Demographics for all identified COVID-19 deaths: 28,048

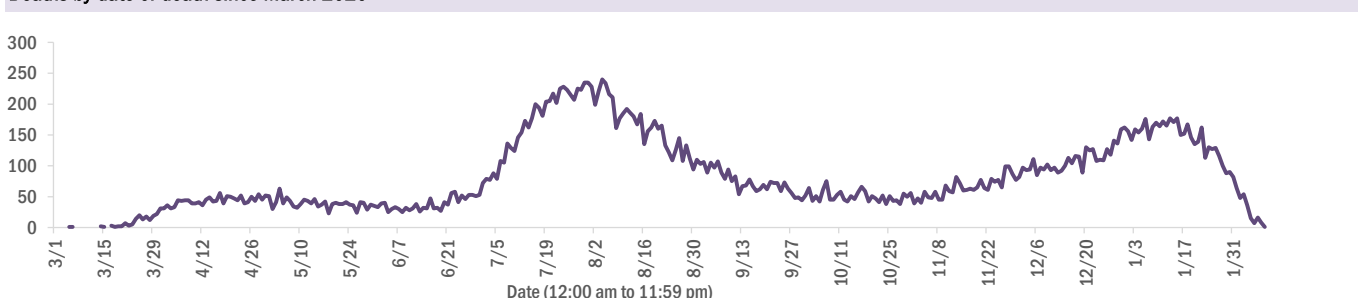
Deaths by date of death for the past 2 weeks



Deaths by age group



Deaths by date of death since March 2020



Age group	Deaths	Cases	Case fatality rate	Mortality rate per 100,000 population
0-4 years	0	34,030	0.0%	0.0
5-14 years	5	104,476	0.0%	0.2
15-24 years	39	270,654	0.0%	1.6
25-34 years	149	307,030	0.0%	5.3
35-44 years	426	272,224	0.2%	16.3
45-54 years	1,050	268,213	0.4%	37.7
55-64 years	2,989	231,673	1.3%	103.3
65-74 years	5,947	147,331	4.0%	245.1
75-84 years	8,515	82,158	10.4%	606.4
85+ years	8,928	39,230	22.8%	1545.9
Unknown	0	1,235	0.0%	
<b>Total</b>	<b>28,048</b>	<b>1,758,254</b>	<b>1.6%</b>	<b>129.9</b>

Race	Deaths	Cases	Case fatality rate	Mortality rate per 100,000 population
White	20,349	971,520	2.1%	121.9
Black	4,504	231,191	1.9%	123.1
Other	2,280	258,353	0.9%	183.2
Unknown	915	297,190	0.3%	
<b>Total</b>	<b>28,048</b>	<b>1,758,254</b>	<b>1.6%</b>	<b>129.9</b>

Gender	Deaths	Cases	Case fatality rate	Mortality rate per 100,000 population
Male	15,700	826,087	1.9%	148.7
Female	12,348	918,936	1.3%	111.8
Unknown	0	13,231	0.0%	
<b>Total</b>	<b>28,048</b>	<b>1,758,254</b>	<b>1.6%</b>	<b>129.9</b>

Ethnicity	Deaths	Cases	Case fatality rate	Mortality rate per 100,000 population
Non-Hispanic	19,532	831,950	2.3%	122.7
Hispanic	6,535	554,888	1.2%	115.1
Unknown	1,981	371,416	0.5%	
<b>Total</b>	<b>28,048</b>	<b>1,758,254</b>	<b>1.6%</b>	<b>129.9</b>

# COVID-19: characteristics of 1,758,254 cases

Data through Feb 8, 2021 verified as of Feb 9, 2021 at 09:25 AM

Data in this report are provisional and subject to change.

Tables below include cases in Florida residents and non-Florida residents.

All 67 Florida counties have cases:

County	FL resident cases		Non-FL resident cases	Total cases	FL resident deaths	FL death rate
Dade	381,571	<div><div></div></div> 22%	4,854	386,425	5,058	1.3%
Broward	178,440	<div><div></div></div> 10%	2,061	180,501	2,192	1.2%
Palm Beach	109,961	<div><div></div></div> 6%	1,855	111,816	2,277	2.1%
Orange	105,935	<div><div></div></div> 6%	1,366	107,301	1,011	1.0%
Hillsborough	103,359	<div><div></div></div> 6%	851	104,210	1,371	1.3%
Duval	83,370	<div><div></div></div> 5%	1,350	84,720	993	1.2%
Pinellas	60,442	<div><div></div></div> 3%	1,508	61,950	1,344	2.2%
Lee	52,816	<div><div></div></div> 3%	1,733	54,549	834	1.6%
Polk	52,644	<div><div></div></div> 3%	361	53,005	1,029	2.0%
Osceola	34,245	<div><div></div></div> 2%	551	34,796	396	1.2%
Volusia	31,955	<div><div></div></div> 2%	517	32,472	565	1.8%
Escambia	28,870	<div><div></div></div> 2%	3,338	32,208	569	2.0%
Brevard	30,716	<div><div></div></div> 2%	522	31,238	681	2.2%
Pasco	30,617	<div><div></div></div> 2%	266	30,883	591	1.9%
Manatee	29,143	<div><div></div></div> 2%	547	29,690	510	1.7%
Collier	27,745	<div><div></div></div> 2%	946	28,691	422	1.5%
Leon	26,740	<div><div></div></div> 2%	821	27,561	252	0.9%
Marion	25,568	<div><div></div></div> 1%	102	25,670	672	2.6%
Sarasota	24,461	<div><div></div></div> 1%	1,111	25,572	671	2.7%
Seminole	25,043	<div><div></div></div> 1%	183	25,226	389	1.6%
Lake	22,629	<div><div></div></div> 1%	304	22,933	489	2.2%
Alachua	21,239	<div><div></div></div> 1%	243	21,482	186	0.9%
St. Lucie	20,330	<div><div></div></div> 1%	127	20,457	516	2.5%
St. Johns	18,908	<div><div></div></div> 1%	259	19,167	175	0.9%
Okaloosa	17,404	<div><div></div></div> 1%	183	17,587	299	1.7%
Bay	16,879	<div><div></div></div> 1%	668	17,547	308	1.8%
Santa Rosa	15,945	<div><div></div></div> 1%	207	16,152	234	1.5%
Clay	15,915	<div><div></div></div> 1%	35	15,950	274	1.7%
Hernando	10,314	<div><div></div></div> 1%	79	10,393	355	3.4%
Indian River	10,134	<div><div></div></div> 1%	84	10,218	246	2.4%
Charlotte	9,914	<div><div></div></div> 1%	150	10,064	313	3.2%
Martin	9,725	<div><div></div></div> 1%	177	9,902	262	2.7%
Citrus	9,016	<div><div></div></div> 1%	66	9,082	365	4.0%
Sumter	7,362	<div><div></div></div> 0%	74	7,436	214	2.9%
Columbia	7,371	<div><div></div></div> 0%	35	7,406	143	1.9%

County	FL resident cases		Non-FL resident cases	Total cases	FL resident deaths	FL death rate
Nassau	6,903	<div><div></div></div> 0%	401	7,304	102	1.5%
Highlands	6,710	<div><div></div></div> 0%	66	6,776	280	4.2%
Walton	6,012	<div><div></div></div> 0%	687	6,699	74	1.2%
Jackson	5,705	<div><div></div></div> 0%	63	5,768	136	2.4%
Putnam	5,625	<div><div></div></div> 0%	16	5,641	107	1.9%
Flagler	5,452	<div><div></div></div> 0%	66	5,518	77	1.4%
Monroe	5,215	<div><div></div></div> 0%	290	5,505	42	0.8%
Gadsden	5,240	<div><div></div></div> 0%	15	5,255	75	1.4%
Suwannee	4,926	<div><div></div></div> 0%	26	4,952	118	2.4%
Hendry	4,123	<div><div></div></div> 0%	18	4,141	61	1.5%
Desoto	3,470	<div><div></div></div> 0%	17	3,487	69	2.0%
Okeechobee	3,344	<div><div></div></div> 0%	33	3,377	69	2.1%
Unknown	361	<div><div></div></div> 0%	3,014	3,375	0	0.0%
Baker	3,152	<div><div></div></div> 0%	14	3,166	54	1.7%
Wakulla	3,044	<div><div></div></div> 0%	13	3,057	43	1.4%
Bradford	2,728	<div><div></div></div> 0%	11	2,739	47	1.7%
Levy	2,663	<div><div></div></div> 0%	9	2,672	24	0.9%
Hardee	2,654	<div><div></div></div> 0%	13	2,667	24	0.9%
Taylor	2,558	<div><div></div></div> 0%	6	2,564	37	1.4%
Washington	2,511	<div><div></div></div> 0%	20	2,531	37	1.5%
Holmes	2,089	<div><div></div></div> 0%	31	2,120	41	2.0%
Madison	1,861	<div><div></div></div> 0%	24	1,885	39	2.1%
Gulf	1,749	<div><div></div></div> 0%	23	1,772	35	2.0%
Union	1,697	<div><div></div></div> 0%	1	1,698	70	4.1%
Calhoun	1,564	<div><div></div></div> 0%	2	1,566	36	2.3%
Lafayette	1,538	<div><div></div></div> 0%	0	1,538	24	1.6%
Hamilton	1,517	<div><div></div></div> 0%	16	1,533	18	1.2%
Dixie	1,415	<div><div></div></div> 0%	3	1,418	14	1.0%
Jefferson	1,324	<div><div></div></div> 0%	22	1,346	22	1.7%
Gilchrist	1,266	<div><div></div></div> 0%	3	1,269	28	2.2%
Franklin	1,234	<div><div></div></div> 0%	29	1,263	11	0.9%
Liberty	1,008	<div><div></div></div> 0%	1	1,009	14	1.4%
Glades	870	<div><div></div></div> 0%	2	872	14	1.6%
Total	1,758,254		32,489	1,790,743	28,048	1.6%

# COVID-19: characteristics of 1,758,254 Florida resident cases

Data through Feb 8, 2021 verified as of Feb 9, 2021 at 09:25 AM

Data in this report are provisional and subject to change.

The table below includes the cities and counties of residence for cases in Florida residents based on the patient's ZIP Code. Note that city is not always received as part of the initial notification and may be missing while the case is being investigated.

City and county	Cases
Miami, Dade	221,399
Orlando, Orange	78,725
Jacksonville, Duval	78,304
Tampa, Hillsborough	60,576
Hialeah, Dade	53,832
Fort Lauderdale, Broward	38,596
Hollywood, Broward	34,301
West Palm Beach, Palm Beach	26,962
Kissimmee, Osceola	26,510
Tallahassee, Leon	25,782
Pensacola, Escambia	23,957
Naples, Collier	23,351
Homestead, Dade	22,806
Saint Petersburg, Pinellas	22,381
Fort Myers, Lee	20,975
Bradenton, Manatee	19,113
Ocala, Marion	18,969
Boca Raton, Palm Beach	18,582
Lakeland, Polk	18,410
Pompano Beach, Broward	17,571
Gainesville, Alachua	16,936
Sarasota, Sarasota	15,084
Lake Worth, Palm Beach	13,396
Port Saint Lucie, St. Lucie	13,388
Cape Coral, Lee	13,239
Clearwater, Pinellas	11,887
Miami Beach, Dade	11,806
Miramar, Broward	11,629
Panama City, Bay	10,727
Boynton Beach, Palm Beach	10,632
Doral, Dade	10,342
Saint Augustine, St. Johns	10,181
Coral Springs, Broward	10,140
Miami Gardens, Dade	9,963
Melbourne, Brevard	9,045
Winter Haven, Polk	8,804
Delray Beach, Palm Beach	8,388
Lehigh Acres, Lee	8,301
Riverview, Hillsborough	7,854
Vero Beach, Indian River	7,768
Milton, Santa Rosa	7,753
Davie, Broward	7,703
New Port Richey, Pasco	7,087
Sunrise, Broward	6,976
Palm Bay, Brevard	6,969
Fort Pierce, St. Lucie	6,817
Coral Gables, Dade	6,798
Lake City, Columbia	6,747
Saint Cloud, Osceola	6,707
Largo, Pinellas	6,634
Daytona Beach, Volusia	6,620
Orange Park, Clay	6,524
Apopka, Orange	6,351
Spring Hill, Hernando	6,174
Plantation, Broward	6,032
Clermont, Lake	5,978
North Miami Beach, Dade	5,937
Brandon, Hillsborough	5,932

# COVID-19: characteristics of 1,758,254 Florida resident cases

Data through Feb 8, 2021 verified as of Feb 9, 2021 at 09:25 AM

Data in this report are provisional and subject to change.

The table below includes the cities and counties of residence for cases in Florida residents based on the patient's ZIP Code. Note that city is not always received as part of the initial notification and may be missing while the case is being investigated.

City and county	Cases
Davenport, Polk	5,891
Weston, Broward	5,616
Plant City, Hillsborough	5,609
Sanford, Seminole	5,522
Jupiter, Palm Beach	5,503
Deltona, Volusia	5,449
Deerfield Beach, Broward	5,203
Winter Garden, Orange	5,140
Port Charlotte, Charlotte	4,877
Fort Walton Beach, Okaloosa	4,871
Tamarac, Broward	4,768
Stuart, Martin	4,613
Palm Coast, Flagler	4,605
Crestview, Okaloosa	4,599
Wesley Chapel, Pasco	4,446
Land O Lakes, Pasco	4,394
Deland, Volusia	4,343
Coconut Creek, Broward	4,320
Palm Beach Gardens, Palm Beach	4,302
Palmetto, Manatee	4,245
Winter Park, Orange	4,204
Margate, Broward	4,188
Palm Harbor, Pinellas	4,169
Miami Lakes, Dade	4,166
Wellington, Palm Beach	4,069
Oviedo, Seminole	4,037
Opa Locka, Dade	3,905
Live Oak, Suwannee	3,867
Middleburg, Clay	3,862
Altamonte Springs, Seminole	3,855
Port Orange, Volusia	3,770
Lutz, Hillsborough	3,730
Haines City, Polk	3,715
Venice, Sarasota	3,707
North Port, Sarasota	3,678
Punta Gorda, Charlotte	3,612
Leesburg, Lake	3,606
Brooksville, Hernando	3,597
Sebring, Highlands	3,584
Ocoee, Orange	3,565
Valrico, Hillsborough	3,537
Hallandale, Broward	3,534
Saint Johns, St. Johns	3,480
The Villages, Sumter	3,466
Arcadia, Desoto	3,370
Pembroke Pines, Broward	3,363
Bonita Springs, Lee	3,347
Okeechobee, Okeechobee	3,333
Ormond Beach, Volusia	3,331
Seminole, Pinellas	3,289
Navarre, Santa Rosa	3,246
Zephyrhills, Pasco	3,193
Immokalee, Collier	3,158
Windermere, Orange	3,078
Longwood, Seminole	3,049
Gulf Breeze, Santa Rosa	3,037
Pinellas Park, Pinellas	3,030
North Lauderdale, Broward	2,940
Cantonment, Escambia	2,914



# COVID-19: characteristics of 1,758,254 Florida resident cases

Data through Feb 8, 2021 verified as of Feb 9, 2021 at 09:25 AM

Data in this report are provisional and subject to change.

The table below includes the cities and counties of residence for cases in Florida residents based on the patient's ZIP Code. Note that city is not always received as part of the initial notification and may be missing while the case is being investigated.

City and county	Cases
Niceville, Okaloosa	2,905
Ruskin, Hillsborough	2,890
North Miami, Dade	2,862
Cocoa, Brevard	2,823
Quincy, Gadsden	2,789
Jacksonville Beach, Duval	2,776
Cutler Ridge, Dade	2,749
Panama City Beach, Bay	2,744
Crawfordville, Wakulla	2,730
Lake Worth Beach, Palm Beach	2,706
Key West, Monroe	2,689
Palatka, Putnam	2,619
Casselberry, Seminole	2,573
Bartow, Polk	2,559
Hudson, Pasco	2,548
Dade City, Pasco	2,532
Fernandina Beach, Nassau	2,508
Green Cove Springs, Clay	2,495
Port Richey, Pasco	2,488
North Fort Myers, Lee	2,451
Perry, Taylor	2,409
Ponte Vedra Beach, St. Johns	2,375
Oakland Park, Broward	2,373
Titusville, Brevard	2,354
Lake Mary, Seminole	2,347
Auburndale, Polk	2,338
Winter Springs, Seminole	2,317
Kissimmee, Polk	2,297
Marianna, Jackson	2,297
New Smyrna Beach, Volusia	2,261
Lynn Haven, Bay	2,259
Aventura, Dade	2,254
Lake Wales, Polk	2,218
Merritt Island, Brevard	2,206
Tarpon Springs, Pinellas	2,190
Clewiston, Hendry	2,167
Inverness, Citrus	2,160
Fleming Island, Clay	2,101
Belle Glade, Palm Beach	2,074
Eustis, Lake	2,050
Santa Rosa Beach, Walton	2,050
Royal Palm Beach, Palm Beach	2,019
Wimauma, Hillsborough	1,984
Defuniak Springs, Walton	1,969
Parkland, Broward	1,964
Esterro, Lee	1,963
Chipley, Washington	1,958
Cooper City, Broward	1,956
Dunedin, Pinellas	1,924
Loxahatchee, Palm Beach	1,906
Holiday, Pasco	1,847
Labelle, Hendry	1,839
Starke, Bradford	1,839
Key Biscayne, Dade	1,834
Rockledge, Brevard	1,821
Destin, Okaloosa	1,816
Sarasota, Manatee	1,794
Mount Dora, Lake	1,766
Avon Park, Highlands	1,742

# COVID-19: characteristics of 1,758,254 Florida resident cases

Data through Feb 8, 2021 verified as of Feb 9, 2021 at 09:25 AM

Data in this report are provisional and subject to change.

The table below includes the cities and counties of residence for cases in Florida residents based on the patient's ZIP Code. Note that city is not always received as part of the initial notification and may be missing while the case is being investigated.

City and county	Cases
Odessa, Hillsborough	1,739
Mulberry, Polk	1,730
Parrish, Manatee	1,721
Palm City, Martin	1,698
Tavares, Lake	1,685
Riviera Beach, Palm Beach	1,648
Seffner, Hillsborough	1,626
Yulee, Nassau	1,617
Summerfield, Marion	1,616
Wauchula, Hardee	1,553
Macclenny, Baker	1,539
Groveland, Lake	1,528
Mayo, Lafayette	1,513
Coconut Grove, Dade	1,507
Bonifay, Holmes	1,502
Pinecrest, Dade	1,495
Maitland, Orange	1,472
Crossings, Dade	1,467
Carol City, Dade	1,466
Callahan, Nassau	1,454
Ponte Vedra, St. Johns	1,449
Orange City, Volusia	1,441
Missing, Dade	1,434
Sebastian, Indian River	1,428
Lithia, Hillsborough	1,428
Crystal River, Citrus	1,374
Lady Lake, Lake	1,356
Homosassa, Citrus	1,354
Palmetto Bay, Dade	1,318
Lake Butler, Union	1,313
Pace, Santa Rosa	1,282
Dania, Broward	1,272
Lake Placid, Highlands	1,272
Atlantic Beach, Duval	1,251
Madison, Madison	1,244
Sun City Center, Hillsborough	1,240
Biscayne Park, Dade	1,239
Gibsonton, Hillsborough	1,223
Florida City, Dade	1,223
Monticello, Jefferson	1,216
Dover, Hillsborough	1,201
Indiantown, Martin	1,195
Graceville, Jackson	1,181
Oldsmar, Pinellas	1,179
Alachua, Alachua	1,172
Hobe Sound, Martin	1,172
Dunnellon, Marion	1,165
Edgewater, Volusia	1,158
Apollo Beach, Hillsborough	1,143
Palm Springs, Palm Beach	1,132
Century, Escambia	1,128
Debary, Volusia	1,107
Bellevue, Marion	1,084
Newberry, Alachua	1,058
North Palm Beach, Palm Beach	1,056
Lantana, Palm Beach	1,053
South Miami, Dade	1,042
Havana, Gadsden	1,035
Lecanto, Citrus	1,032

# COVID-19: characteristics of 1,758,254 Florida resident cases

Data through Feb 8, 2021 verified as of Feb 9, 2021 at 09:25 AM

Data in this report are provisional and subject to change.

The table below includes the cities and counties of residence for cases in Florida residents based on the patient's ZIP Code. Note that city is not always received as part of the initial notification and may be missing while the case is being investigated.

City and county	Cases
El Portal, Dade	1,027
Hilliard, Nassau	1,019
Williston, Levy	1,001
Jasper, Hamilton	998
Blountstown, Calhoun	993
Beverly Hills, Citrus	957
Freeport, Walton	951
Safety Harbor, Pinellas	951
Jensen Beach, Martin	941
Ellenton, Manatee	937
Satellite Beach, Brevard	931
Sanderson, Baker	906
Wewahitchka, Gulf	900
Wildwood, Sumter	891
Trenton, Gilchrist	889
Everglades National Park, Dade	888
Keystone Heights, Clay	884
Lauderhill, Broward	879
Nokomis, Sarasota	862
Fellsmere, Indian River	849
Mary Esther, Okaloosa	848
Frostproof, Polk	840
Wilton Manors, Broward	840
Englewood, Charlotte	837
Fisher Island, Dade	822
Hernando, Citrus	821
Port Saint Joe, Gulf	821
Coleman, Sumter	817
Moore Haven, Glades	815
Bushnell, Sumter	815
Polk City, Polk	808
Dunnellon, Citrus	806
Key Largo, Monroe	801
Bristol, Liberty	785
Cross City, Dixie	778
Medley, Dade	778
Shalimar, Okaloosa	772
Lauderdale Lakes, Broward	742
Pahokee, Palm Beach	741
South Bay, Palm Beach	738
Marco Island, Collier	722
Uleta, Dade	704
Glen Saint Mary, Baker	703
Olympia Heights, Dade	703
Chattahoochee, Gadsden	699
Cocoa Beach, Brevard	693
High Springs, Alachua	690
Coral, Dade	679
Fort Meade, Polk	677
Crescent City, Putnam	667
Minneola, Lake	663
Englewood, Sarasota	660
Sorrento, Lake	659
Indialantic, Brevard	657
Miramar Beach, Walton	656
Interlachen, Putnam	655
Chiefland, Levy	651
Thonotosassa, Hillsborough	643
Lawtey, Bradford	641

# COVID-19: characteristics of 1,758,254 Florida resident cases

Data through Feb 8, 2021 verified as of Feb 9, 2021 at 09:25 AM

Data in this report are provisional and subject to change.

The table below includes the cities and counties of residence for cases in Florida residents based on the patient's ZIP Code. Note that city is not always received as part of the initial notification and may be missing while the case is being investigated.

City and county	Cases
Spring Hill, Pasco	636
Trinity, Pasco	635
Marathon, Monroe	626
Fruitland Park, Lake	622
Bowling Green, Hardee	614
Jacksonville, St. Johns	610
Southwest Ranches, Broward	600
Neptune Beach, Duval	592
Fort Myers Beach, Lee	592
Lake Alfred, Polk	590
Old Town, Dixie	586
Fort White, Columbia	572
Umatilla, Lake	567
West Melbourne, Brevard	559
Baker, Okaloosa	531
Sneads, Jackson	529
Belle Isle, Orange	522
Carrabelle, Franklin	519
Bronson, Levy	518
South Daytona, Volusia	511
Clearwater Beach, Pinellas	510
Jay, Santa Rosa	500
Silver Springs, Marion	492
Palm Beach, Palm Beach	490
Weeki Wachee, Hernando	483
Gulfport, Pinellas	479
Sweetwater, Dade	474
Cottontale, Jackson	462
Hawthorne, Alachua	458
Mascotte, Lake	455
Molino, Escambia	445
Midway, Gadsden	439
Bunnell, Flagler	438
Zolfo Springs, Hardee	436
East Palatka, Putnam	434
Oxford, Sumter	433
Citra, Marion	430
Oakland, Orange	430
Florida State University, Leon	427
Surfside, Dade	427
Rotunda West, Charlotte	425
Melbourne Beach, Brevard	411
Altha, Calhoun	407
Myakka City, Manatee	405
Apalachicola, Franklin	404
Cape Canaveral, Brevard	402
Youngstown, Bay	400
Centerville, Leon	393
Ocklawaha, Marion	389
Tavernier, Monroe	389
Celebration, Osceola	383
Flagler Beach, Flagler	381
Branford, Suwannee	379
Mims, Brevard	375
Indian Harbour Beach, Brevard	373
Alva, Lee	369
Dundee, Polk	364
Archer, Alachua	360
Bal Harbour, Dade	358

# COVID-19: characteristics of 1,758,254 Florida resident cases

Data through Feb 8, 2021 verified as of Feb 9, 2021 at 09:25 AM

Data in this report are provisional and subject to change.

The table below includes the cities and counties of residence for cases in Florida residents based on the patient's ZIP Code. Note that city is not always received as part of the initial notification and may be missing while the case is being investigated.

City and county	Cases
Hastings, St. Johns	353
Raiford, Union	353
Haverhill, Palm Beach	348
Bell, Gilchrist	345
De Leon Springs, Volusia	339
Webster, Sumter	332
Osprey, Sarasota	332
Eagle Lake, Polk	329
Grand Ridge, Jackson	325
West Miami, Dade	315
Pierson, Volusia	313
Holly Hill, Volusia	309
Greenville, Madison	309
Malone, Jackson	308
Floral City, Citrus	307
Jennings, Hamilton	305
Lake Park, Palm Beach	303
Vernon, Washington	299
Grand Island, Lake	297
Tequesta, Palm Beach	295
Ave Maria, Collier	294
Eastpoint, Franklin	293
Satsuma, Putnam	293
Montverde, Lake	287
Chuluota, Seminole	286
Westville, Holmes	284
Lehigh, Lee	283
Gotha, Orange	282
Indian Rocks Beach, Pinellas	279
Elkton, St. Johns	275
Melrose, Putnam	274
Laurel Hill, Okaloosa	270
Bryceville, Nassau	270
Reddick, Marion	264
Alafaya, Orange	260
Sebastian, Brevard	259
Greenwood, Jackson	259
Malabar, Brevard	258
Valparaiso, Okaloosa	258
Kenneth City, Pinellas	254
Winter Park, Seminole	250
San Antonio, Pasco	249
Ponce De Leon, Holmes	248
O Brien, Suwannee	245
Belleair, Pinellas	240
Fort McCoy, Marion	239
Lake Panasoffkee, Sumter	237
Anthony, Marion	233
South Pasadena, Pinellas	229
Geneva, Seminole	222
Edgewood, Orange	221
Morrison, Levy	219
Inlet Beach, Walton	219
Sanibel, Lee	219
Southport, Bay	218
Greenacres, Palm Beach	215
White Springs, Hamilton	213
Fountain, Bay	212
Gretna, Gadsden	212

# COVID-19: characteristics of 1,758,254 Florida resident cases

Data through Feb 8, 2021 verified as of Feb 9, 2021 at 09:25 AM

Data in this report are provisional and subject to change.

The table below includes the cities and counties of residence for cases in Florida residents based on the patient's ZIP Code. Note that city is not always received as part of the initial notification and may be missing while the case is being investigated.

City and county	Cases
Lee, Madison	211
Hosford, Liberty	208
Kindred, Osceola	203
Wellborn, Suwannee	201
Weirsdale, Marion	200
Bay Harbor Islands, Dade	195
Hallandale Beach, Broward	194
Fern Park, Seminole	193
Mcdavid, Escambia	192
Longboat Key, Manatee	190
Saint James City, Lee	188
University Of Central Fl, Orange	188
Eglin Air Force Base, Okaloosa	186
Mcalpin, Suwannee	185
Azalea Park, Orange	181
Missing, Volusia	178
Sopchoppy, Wakulla	178
The Villages, Marion	176
Holmes Beach, Manatee	175
Altoona, Lake	175
Juno Beach, Palm Beach	173
Holt, Okaloosa	172
Astatula, Lake	170
Islamorada, Monroe	170
Lakewood Ranch, Manatee	169
Howey-In-The-Hills, Lake	169
Alford, Jackson	169
Babson Park, Polk	167
Micanopy, Alachua	166
Missing, Orange	165
Zellwood, Orange	164
Poinciana, Polk	161
The Villages, Lake	161
Madeira Beach, Pinellas	159
Lauderdale By The Sea, Broward	155
Caryville, Washington	153
University Of Miami, Dade	152
Summerland Key, Monroe	147
Atlantis, Palm Beach	147
Mangonia Park, Palm Beach	146
Center Hill, Sumter	146
Bokeelia, Lee	146
Odessa, Pasco	142
Lockhart, Orange	142
Lake Helen, Volusia	142
Pomona Park, Putnam	140
Viera, Brevard	140
Bay Lake, Orange	139
Clair-Mel City, Hillsborough	139
Oak Hill, Volusia	139
Hiawassee, Orange	137
Rocky Point, Hillsborough	135
Golden Beach, Dade	131
University Of Fl, Alachua	130
Ponce Inlet, Volusia	129
Grant-Valkaria, Brevard	129
Hypoluxo, Palm Beach	127
Hollister, Putnam	126
Osteen, Volusia	126

# COVID-19: characteristics of 1,758,254 Florida resident cases

Data through Feb 8, 2021 verified as of Feb 9, 2021 at 09:25 AM

Data in this report are provisional and subject to change.

The table below includes the cities and counties of residence for cases in Florida residents based on the patient's ZIP Code. Note that city is not always received as part of the initial notification and may be missing while the case is being investigated.

City and county	Cases
Carrollwood, Hillsborough	124
Citrus Springs, Citrus	122
Baldwin, Duval	122
Apopka, Seminole	121
San Mateo, Putnam	119
Clarksville, Calhoun	118
Cutler Bay, Dade	118
Matlacha, Lee	116
Hampton, Bradford	116
Lutz, Pasco	115
Sumterville, Sumter	114
Steinhatchee, Taylor	112
Cloud Lake, Palm Beach	111
Kendall, Dade	110
Big Pine Key, Monroe	110
Inglis, Levy	110
Lake Hamilton, Polk	109
Paisley, Lake	108
Placida, Charlotte	106
Christmas, Orange	106
Lady Lake, Sumter	105
Panacea, Wakulla	102
Buena Ventura Lakes, Osceola	100
Callaway, Bay	98
South Fort Myers, Lee	97
Seville, Volusia	97
Belleair Beach, Pinellas	95
Temple Terrace, Hillsborough	95
Dinsmore, Duval	93
Lamont, Jefferson	92
Canal Point, Palm Beach	92
Florahome, Putnam	91
Harmony, Osceola	91
Waldo, Alachua	90
Hurlburt Field, Okaloosa	90
Tierra Verde, Pinellas	89
Brooker, Bradford	89
University Of Central Florida, Orange	89
Bascom, Jackson	87
Astor, Lake	87
Lighthouse Point, Broward	84
Barefoot Bay, Brevard	83
West Park, Broward	83
Tyndall Air Force Base, Bay	82
Maitland, Seminole	81
Fruit Cove, St. Johns	81
Barry University, Dade	80
Cedar Key, Levy	80
University Of South Florida, Hillsborough	78
Pinetta, Madison	78
F M, Lee	77
Crystal Beach, Pinellas	77
Lorida, Highlands	77
Missing, Lee	75
Bradenton Beach, Manatee	74
Ocean Ridge, Palm Beach	73
Palma Ceia, Hillsborough	73
Missing, St. Johns	72
Kathleen, Polk	72

# COVID-19: characteristics of 1,758,254 Florida resident cases

Data through Feb 8, 2021 verified as of Feb 9, 2021 at 09:25 AM

Data in this report are provisional and subject to change.

The table below includes the cities and counties of residence for cases in Florida residents based on the patient's ZIP Code. Note that city is not always received as part of the initial notification and may be missing while the case is being investigated.

City and county	Cases
Avon Park, Polk	72
Welaka, Putnam	71
Dania Beach, Broward	71
Campbellton, Jackson	70
Patrick Air Force Base, Brevard	70
Saint Leo, Pasco	69
Sunny Isles Beach, Dade	68
Eatonville, Orange	68
Saint Pete Beach, Pinellas	68
Ochopee, Collier	68
Fort Denaud, Hendry	67
City Of Sunrise, Broward	67
Air Mail Facility, Dade	65
Yalaha, Lake	64
Stock Island, Monroe	62
Boca Grande, Lee	62
North Venice, Sarasota	62
Princeton, Dade	61
Greensboro, Gadsden	61
Florida Gulf Coast Univ, Lee	60
Missing, Marion	60
Bonita Beach, Lee	58
Reunion, Osceola	58
Georgetown, Putnam	57
Orlando, Seminole	56
Bellview, Escambia	55
Destin, Walton	55
Mexico Beach, Bay	54
Anna Maria, Manatee	53
Cudjoe Key, Monroe	53
Orlando, Dade	52
Lake Suzy, Desoto	51
Missing, Santa Rosa	51
Miami, Unknown	51
North Redington Beach, Pinellas	50
Heathrow, Seminole	50
Treasure Island, Pinellas	50
Walnut Hill, Escambia	49
Ona, Hardee	49
Missing, St. Lucie	49
Singer Island, Palm Beach	48
Micco, Brevard	48
Northdale, Hillsborough	48
Aloma, Orange	47
Palm Beach Shores, Palm Beach	47
Felda, Hendry	47
Miami Springs, Dade	46
Salt Springs, Marion	46
Orlando, Osceola	44
Cinco Bayou, Okaloosa	44
Terra Ceia, Manatee	44
Okahumpka, Lake	44
Town N Country, Hillsborough	44
Missing, Duval	43
Highland City, Polk	43
Enterprise, Volusia	43
Miromar Lakes, Lee	42
Sewalls Point, Martin	42
Florence Villa, Polk	41



# COVID-19: characteristics of 1,758,254 Florida resident cases

Data through Feb 8, 2021 verified as of Feb 9, 2021 at 09:25 AM

Data in this report are provisional and subject to change.

The table below includes the cities and counties of residence for cases in Florida residents based on the patient's ZIP Code. Note that city is not always received as part of the initial notification and may be missing while the case is being investigated.

City and county	Cases
University Of Tampa, Hillsborough	41
Saint Johns, Duval	40
Intercession City, Osceola	40
Duette, Manatee	40
Ebro, Washington	39
Waverly, Polk	39
Manalapan, Palm Beach	39
Key Colony Beach, Monroe	39
Orlando, Broward	39
Village Of Wellington, Palm Beach	39
Eaton Park, Polk	38
Gulf Breeze, Escambia	38
Orlando, Volusia	37
Bayonet Point, Pasco	37
Missing, Pasco	37
Ponte Vedra, Duval	37
Florida International Univ, Dade	36
Orlando, Polk	36
Village Wellington, Palm Beach	35
Missing, Lake	35
Green Acres, Palm Beach	35
Missing, Pinellas	34
Florida A And M University, Leon	34
Flemington, Marion	34
Highland Beach, Palm Beach	34
Naranja, Dade	34
Kenansville, Osceola	34
Pasadena, Pinellas	33
Dowling Park, Suwannee	32
Missing, Palm Beach	32
Cortez, Manatee	32
Hialeah Gardens, Dade	32
Bay Pines, Pinellas	31
Palm Shores, Brevard	31
Bagdad, Santa Rosa	31
Lulu, Columbia	31
Lacoochee, Pasco	31
Eloise, Polk	30
Orlando, Hillsborough	29
Bonita Springs, Collier	29
Homeland, Polk	29
Tice, Lee	29
Miami Shores, Dade	28
Penney Farms, Clay	28
Jupiter, Martin	28
Hallandale Beach, Broward	28
Pensacola Beach, Santa Rosa	27
Florida State, Leon	27
Caryville, Holmes	27
Mcintosh, Marion	27
Univ Of FI Student Dorms, Alachua	27
Nocatee, Desoto	27
Stetson University, Volusia	27
Homosassa Springs, Citrus	26
Lealman, Pinellas	26
Horseshoe Beach, Dixie	26
Kinard, Calhoun	26
North Bay Village, Dade	25
Tangerine, Orange	25

# COVID-19: characteristics of 1,758,254 Florida resident cases

Data through Feb 8, 2021 verified as of Feb 9, 2021 at 09:25 AM

Data in this report are provisional and subject to change.

The table below includes the cities and counties of residence for cases in Florida residents based on the patient's ZIP Code. Note that city is not always received as part of the initial notification and may be missing while the case is being investigated.

City and county	Cases
South Miami Heights, Dade	25
Chokoloskee, Collier	25
Missing, Hillsborough	25
Palmdale, Glades	25
Saint Marks, Wakulla	25
South Palm Beach, Palm Beach	25
Missing, Monroe	25
Santa Fe, Alachua	24
Earleton, Alachua	24
Poinciana, Osceola	24
Labelle, Glades	24
City Of Westlake, Palm Beach	24
Bayshore Gardens, Manatee	24
Davenport, Osceola	23
Siesta Key, Sarasota	23
Indian Lake Estates, Polk	23
New Smyrna, Volusia	23
Missing, Escambia	23
Miami, Broward	23
Goulds, Dade	23
Fort Lauderdale, Dade	23
Venus, Highlands	23
Tioga, Alachua	22
Balm, Hillsborough	22
Bonaventure, Broward	22
Lakeshore, Polk	22
Ridge Manor, Pasco	22
Pine Hills, Orange	22
La Crosse, Alachua	22
Florida Dept Of Corrections, Union	22
Bostwick, Putnam	22
Yankeetown, Levy	22
Wausau, Washington	21
Alturas, Polk	21
Bonifay, Washington	21
Long Key, Monroe	21
Sparr, Marion	21
Kissimmee, Orange	21
Bradley, Polk	21
Hawthorne, Putnam	21
Perdido Key, Escambia	21
Westchase, Hillsborough	21
Orange Lake, Marion	20
Pine Castle, Orange	20
Sydney, Hillsborough	20
Loughman, Polk	20
Paxton, Walton	20
Plymouth, Orange	19
Citrus Ridge, Indian River	19
Crystal Springs, Pasco	19
Everglades City, Collier	19
Little Torch Key, Monroe	19
Mango, Hillsborough	19
Wabasso, Indian River	19
Branford, Lafayette	19
Babcock Ranch, Lee	19
Mexico Beach, Gulf	19
Sun City, Hillsborough	19
Sugarloaf Key, Monroe	18

# COVID-19: characteristics of 1,758,254 Florida resident cases

Data through Feb 8, 2021 verified as of Feb 9, 2021 at 09:25 AM

Data in this report are provisional and subject to change.

The table below includes the cities and counties of residence for cases in Florida residents based on the patient's ZIP Code. Note that city is not always received as part of the initial notification and may be missing while the case is being investigated.

City and county	Cases
Hollywood, Dade	18
Parker, Bay	18
Pembroke Park, Broward	18
Laud-By-The-Sea, Broward	18
Lowell, Marion	18
Archer, Levy	18
Wekiva Springs, Seminole	18
Orlando, Palm Beach	18
Fort Ogden, Desoto	18
Graceville, Holmes	17
Candler, Marion	17
Florida International University, Dade	17
Goodland, Collier	17
Missing, Manatee	17
Indian River Shores, Indian River	17
Nichols, Polk	17
Missing, Seminole	17
Missing, Citrus	17
Nalcrest, Polk	17
Maxville, Duval	17
Jacksonville, Unknown	16
West Panama City Beach, Bay	16
Jensen Beach, St. Lucie	16
Champions Gate, Polk	16
Orlando, Pinellas	16
Woodville, Leon	15
Lake City, Suwannee	15
Redington Shores, Pinellas	15
Golden Oak, Orange	15
Gulf Hammock, Levy	15
Hernando Beach, Hernando	15
Tallevast, Manatee	15
Shady Hills, Pasco	15
Gulf Stream, Palm Beach	15
Webster, Hernando	15
Village Of Palmetto Bay, Dade	14
Mount Dora, Orange	14
Union Park, Orange	14
Copeland, Collier	14
High Springs, Gilchrist	14
White Springs, Columbia	14
Lake Buena Vista, Orange	14
Missing, Collier	14
Winter Garden, Lake	14
Wewahitchka, Calhoun	14
Murdock, Charlotte	14
Forest City, Orange	14
Westlake, Palm Beach	14
Orlando, Brevard	13
Otter Creek, Levy	13
Saint George Island, Franklin	13
Trilby, Pasco	13
Hialeah, Unknown	13
Fort Charlotte, Charlotte	13
Belleair Bluffs, Pinellas	13
Orlando, Lake	13
Buckingham, Lee	13
Watersound, Walton	13
Hutchinson Island, St. Lucie	13

# COVID-19: characteristics of 1,758,254 Florida resident cases

Data through Feb 8, 2021 verified as of Feb 9, 2021 at 09:25 AM

Data in this report are provisional and subject to change.

The table below includes the cities and counties of residence for cases in Florida residents based on the patient's ZIP Code. Note that city is not always received as part of the initial notification and may be missing while the case is being investigated.

City and county	Cases
Lakewood Ranch, Sarasota	13
Suwannee, Dixie	13
Laurel Hill, Walton	13
Roseland, Indian River	12
Graham, Bradford	12
Braden River, Manatee	12
Kingsley Lake, Bradford	12
Gonzalez, Escambia	12
Pensacola Beach, Escambia	12
Missing, Indian River	12
Orlando, Unknown	12
Saint Lucie West, St. Lucie	12
Trenton, Levy	12
Choctaw Beach, Okaloosa	12
Brooksville, Pasco	12
Lake Monroe, Seminole	12
Daytona Beach Shores, Volusia	12
Unknown, Dade	11
Missing, Brevard	11
Long Boat Key, Manatee	11
Ramrod Key, Monroe	11
Johns Pass Village, Pinellas	11
Rosemary Beach, Walton	11
Holder, Citrus	11
Mount Plymouth, Lake	11
Orlando, Leon	11
Wahneta, Polk	11
Durant, Hillsborough	11
Leisure City, Dade	10
Orlando, Duval	10
Passport, Unknown	10
Seacrest, Walton	10
Greenville, Taylor	10
Hillsboro Beach, Broward	10
Ozona, Pinellas	10
Missing, Nassau	10
Indian Creek Village, Dade	10
Naples, Lee	10
Steinhatchee, Dixie	10
Deerfield Beach, Palm Beach	10
Telogia, Liberty	10
Sea Ranch Lakes, Broward	9
Palma Sola, Manatee	9
Cottdendale, Washington	9
Alys Beach, Bay	9
Redington Beach, Pinellas	9
Lake Como, Putnam	9
Missing, Polk	9
Missing, Broward	9
University Park, Manatee	9
Grandin, Putnam	9
Beverly Beach, Flagler	9
Rubonia, Manatee	9
Los Angeles, Dade	9
Lamont, Madison	9
Lloyd, Jefferson	9
Cypress, Jackson	9
Fanning Springs, Gilchrist	9
Perrine, Dade	9

# COVID-19: characteristics of 1,758,254 Florida resident cases

Data through Feb 8, 2021 verified as of Feb 9, 2021 at 09:25 AM

Data in this report are provisional and subject to change.

The table below includes the cities and counties of residence for cases in Florida residents based on the patient's ZIP Code. Note that city is not always received as part of the initial notification and may be missing while the case is being investigated.

City and county	Cases
West Delray Beach, Palm Beach	9
Grant Valkaria, Brevard	9
Dade City, Hernando	9
Briny Breezes, Palm Beach	9
Citrus Hills, Citrus	9
Nobleton, Hernando	8
Saint Augustine, Duval	8
Elfers, Pasco	8
Virginia Gardens, Dade	8
Salem, Taylor	8
Missing, Unknown	8
Haines Creek, Lake	8
Florida State Univ Admin, Leon	8
Forest City, Seminole	8
Seybold, Dade	8
Ferndale, Lake	8
Fairfield, Marion	8
Eau Gallie, Brevard	8
Fort Walton Beach, Unknown	8
Captiva, Lee	8
Cross Creek, Alachua	8
Ponce De Leon, Walton	8
Deer Island, Lake	8
Gibsonia, Polk	8
Jerome, Collier	8
Goldenrod, Seminole	8
Wildlight, Nassau	7
Innovation, Pasco	7
East Lake, Marion	7
Barberville, Volusia	7
Fort Lauderdale, Unknown	7
Putnam Hall, Putnam	7
Palm City, St. Lucie	7
Orlando, Alachua	7
Niceville, Walton	7
Aripeka, Pasco	7
Pine Ridge, Citrus	7
Maitland, Volusia	7
Switzerland, St. Johns	7
Keystone Heights, Bradford	7
Orlando, Pasco	7
Umatilla, Marion	7
University Of Central Fl, Hillsborough	7
Longboat Key, Sarasota	7
Babcock Ranch, Charlotte	7
Orange Springs, Marion	7
Fernandina, Nassau	7
Evinston, Alachua	7
Port Saint John, Brevard	7
Orange Park, Duval	7
Basinger, Okeechobee	7
Missing, Flagler	6
Mayport Naval Station, Duval	6
Lake Butler, Bradford	6
Day, Lafayette	6
Bradenton, Sarasota	6
Maitland, Osceola	6
Missing, Putnam	6
Duck Key, Monroe	6

# COVID-19: characteristics of 1,758,254 Florida resident cases

Data through Feb 8, 2021 verified as of Feb 9, 2021 at 09:25 AM

Data in this report are provisional and subject to change.

The table below includes the cities and counties of residence for cases in Florida residents based on the patient's ZIP Code. Note that city is not always received as part of the initial notification and may be missing while the case is being investigated.

City and county	Cases
Glenwood, Volusia	6
Orchid, Indian River	6
Miccosukee, Leon	6
Pensacola, Unknown	6
Sunny Hills, Washington	6
Orlando, Flagler	6
Orlando, Marion	6
White City, Gulf	6
Worthington Springs, Union	6
Holt, Santa Rosa	6
Punta Gorda, Lee	6
Quail Heights, Dade	6
River Ranch, Polk	6
Saint Augustine Beach, St. Johns	6
Valkaria, Brevard	6
Missing, Okaloosa	6
Indian Shores, Pinellas	6
Coco River, Collier	6
Grove City, Charlotte	6
Maitland, Hillsborough	6
Winter Park, Polk	6
Winderemere, Orange	6
Labelle, Lee	6
Missing, Clay	6
Missing, Sarasota	6
Missing, Taylor	6
Missing, Walton	6
Scottsmeer, Brevard	5
Westchester, Dade	5
Port Salerno, Martin	5
Hialeah, Broward	5
Ebro, Bay	5
Eglin, Okaloosa	5
Miami, Palm Beach	5
Stuart, St. Lucie	5
Pass, Unknown	5
Inlet Beach, Bay	5
Missing, Leon	5
Milton, Escambia	5
Shady Grove, Taylor	5
Ybor City, Hillsborough	5
Boca Raton, Broward	5
Bayou George, Bay	5
Miramar, Dade	5
Miami Gardens, Unknown	5
Morrison, Marion	5
Jacksonville Naval Air Station, Duval	5
Kissimmee, Unknown	5
Fort Lauderdale, Palm Beach	5
Pompano Beach, Unknown	5
PsI, Unknown	5
Missing, Martin	5
Inglis, Citrus	5
Ocoee, Lake	5
Okeechobee, Martin	5
N/A, Unknown	5
Orlando, Manatee	5
Miami Beach, Unknown	5
Missing, Bay	5

# COVID-19: characteristics of 1,758,254 Florida resident cases

Data through Feb 8, 2021 verified as of Feb 9, 2021 at 09:25 AM

Data in this report are provisional and subject to change.

The table below includes the cities and counties of residence for cases in Florida residents based on the patient's ZIP Code. Note that city is not always received as part of the initial notification and may be missing while the case is being investigated.

City and county	Cases
Anastasia Island, St. Johns	5
Fort Lauderdale, Lee	5
University Of Central Fl, Martin	5
Williston, Marion	5
Seacrest, Bay	4
Point Washington, Walton	4
Pompano Beach, Dade	4
El Jobean, Charlotte	4
East Rockland Key, Monroe	4
Bella Collina, Lake	4
Missing, Alachua	4
Naples, Unknown	4
Hinsdale, Manatee	4
Pompano Beach, Palm Beach	4
Oneco, Manatee	4
Wakulla Springs, Wakulla	4
Weirsdale, Lake	4
International Service Center, Dade	4
Indian Rock Beach, Pinellas	4
Hollywood, Unknown	4
Bowling Green, Polk	4
Cypress Gardens, Polk	4
Orlando, Lee	4
San Carlos Park, Lee	4
Newberry, Gilchrist	4
Okeechobee, Osceola	4
Boynton Beach, Broward	4
Branford, Gilchrist	4
Clewiston, Palm Beach	4
Conch Key, Monroe	4
Clarcona, Orange	4
Lamont, Taylor	4
Lazy Lake, Broward	4
Mayport, Duval	4
Greenville, Jefferson	4
Port Charlotte, Unknown	4
Okeechobee, Glades	4
West Bradenton, Manatee	4
Loxahatchee Groves, Palm Beach	4
Live Oak, Madison	4
Bruce, Holmes	4
Highland Park, Polk	4
Melrose, Bradford	4
Margate, Unknown	4
Mid Florida, Seminole	4
Ocean Breeze, Martin	4
Pensacola, Santa Rosa	4
Glen Ridge, Palm Beach	4
Coconut Creek, Palm Beach	4
Brewton, Escambia	3
Apopka, Broward	3
Lanark Village, Franklin	3
Lake Harbor, Palm Beach	3
Maitland, Polk	3
Missing, Highlands	3
Orem, Palm Beach	3
Pp, Dade	3
Pp, Unknown	3
Woodside, Broward	3

# COVID-19: characteristics of 1,758,254 Florida resident cases

Data through Feb 8, 2021 verified as of Feb 9, 2021 at 09:25 AM

Data in this report are provisional and subject to change.

The table below includes the cities and counties of residence for cases in Florida residents based on the patient's ZIP Code. Note that city is not always received as part of the initial notification and may be missing while the case is being investigated.

City and county	Cases
Pass, Dade	3
Vero Beach, Brevard	3
Los Angeles, Broward	3
Lake Worth, Broward	3
Jacksonville, Dade	3
Lynbrook, Broward	3
Miami, Orange	3
Miami Gardens, Broward	3
Immokalee, Lee	3
Lake Geneva, Clay	3
Lake City, Duval	3
Lakeland, Hillsborough	3
Fort Myers, Unknown	3
Hallandale Beach, Unknown	3
Blountstown, Liberty	3
Village Of Golf, Palm Beach	3
Wildwood, Marion	3
Port Saint Lucie, Martin	3
Palm Coast, Volusia	3
Saint Augusaintine Beach, St. Johns	3
Saint Petersburg, Hillsborough	3
Jacksonville, Clay	3
Ludlam, Dade	3
Laurel, Sarasota	3
Deland, Lake	3
Clermont, Orange	3
Tarpon Springs, Pasco	3
Tampa Palms, Hillsborough	3
Tampa, Pinellas	3
Pineland, Lee	3
Winter Garden, Seminole	3
Land O Lakes, Hillsborough	3
Lady Lake, Marion	3
Jacksonville , Duval	3
Bay Harbor Islands, Unknown	3
Ft Pierce, St. Lucie	3
Westville, Walton	3
Sugarloaf, Monroe	3
Milligan, Okaloosa	3
Coraopolis, Citrus	3
Cape Haze, Charlotte	3
Chicago, Lee	3
Bristol, Calhoun	3
North Fort Myers, Charlotte	3
Missing, Sumter	3
Jacksonville, Alachua	3
Stuart, Palm Beach	3
Sorrento, Orange	3
Cape San Blas, Gulf	3
Crestview, Walton	3
Fernandina Beach, Duval	3
Apopka, Lake	3
Island Grove, Alachua	3
Green Cove Springs, Duval	3
Fpo, Duval	3
Vernon, Bay	3
Mayport Naval Housing, Duval	3
Monticello, Madison	3
Samoset, Manatee	3



# COVID-19: characteristics of 1,758,254 Florida resident cases

Data through Feb 8, 2021 verified as of Feb 9, 2021 at 09:25 AM

Data in this report are provisional and subject to change.

The table below includes the cities and counties of residence for cases in Florida residents based on the patient's ZIP Code. Note that city is not always received as part of the initial notification and may be missing while the case is being investigated.

City and county	Cases
San Fernando, Unknown	3
Jonesville, Alachua	3
Julington Creek, St. Johns	3
Jupiter Island, Martin	3
Mims, Volusia	3
Miramar, Unknown	3
Marco Island, Lee	3
Alford, Washington	3
Altamonte Springs, Orange	3
Alys Beach, Walton	3
Pembroke Pines, Unknown	3
Ocean Reef Club, Monroe	3
Sandestin, Walton	3
Vero Beach, St. Lucie	3
University Of Central Fl, Seminole	2
Union, Manatee	2
Sand Lake, Orange	2
Port St. Lucie, St. Lucie	2
Okeechobee, Highlands	2
Orlando, Escambia	2
Port Charlotte, Lee	2
Winter Park, Volusia	2
Winter Springs, Orange	2
Venice, Dade	2
West Palm Beach, Unknown	2
Windermere, Hillsborough	2
Bonnie, Dade	2
Eatonville, Polk	2
Fort Pierce, Brevard	2
Delray Beach, Broward	2
Graceville, Unknown	2
High Springs, Columbia	2
Miami, Martin	2
Long Beach, Orange	2
New Port Richey, Hillsborough	2
Labelle, Collier	2
Longwood, Unknown	2
Lauderhill, Unknown	2
Jena, Taylor	2
Sarasota, Unknown	2
Port Canaveral, Brevard	2
Plantation Key, Monroe	2
Orlando, St. Lucie	2
Oakland Park, Unknown	2
Orlando, Collier	2
Seguin, Unknown	2
Sunrise, Unknown	2
Tampa, Broward	2
Tarpon Springs, Hillsborough	2
Marysville, Dade	2
Callahan, Duval	2
Cross Key, Monroe	2
Cibolo, Orange	2
Claysville, Hernando	2
Dade City, Unknown	2
Crescent Beach, Sarasota	2
Defuniak Springs, Okaloosa	2
Defuniak Springs, Unknown	2
Tampa, Hernando	2

# COVID-19: characteristics of 1,758,254 Florida resident cases

Data through Feb 8, 2021 verified as of Feb 9, 2021 at 09:25 AM

Data in this report are provisional and subject to change.

The table below includes the cities and counties of residence for cases in Florida residents based on the patient's ZIP Code. Note that city is not always received as part of the initial notification and may be missing while the case is being investigated.

City and county	Cases
Summerfield, Unknown	2
Sharpes, Brevard	2
Sebring, Desoto	2
Panama City, Unknown	2
Pembroke Pines, Dade	2
Ormond Beach, Flagler	2
Saint Lucie Village, St. Lucie	2
Wauchula, Desoto	2
Vero Beach, Unknown	2
Yeehaw, Okeechobee	2
Melrose, Clay	2
Mesa, Unknown	2
Longview, Dade	2
Missing, Osceola	2
Noma, Holmes	2
Jacksonville, Nassau	2
Jacksonville Naval Hospital, Duval	2
Hosford, Calhoun	2
Aventura, Broward	2
000000, Unknown	2
Champions Gate, Osceola	2
Port Saint Lucie, Palm Beach	2
Red Bay, Holmes	2
Saint Marys, Nassau	2
Windermere, Lake	2
Wacissa, Jefferson	2
Sutton, Pasco	2
Tampa, Unknown	2
Fisher Island, Unknown	2
Fort Lauderdale, Alachua	2
Deerfield Beach, Unknown	2
Doral, Unknown	2
Brooklyn, Broward	2
Cross City, Taylor	2
Carl Fisher, Dade	2
Jupiter, Dade	2
Homeless, Hillsborough	2
Lakeland, Unknown	2
Micanopy, Marion	2
Winter Park, Leon	2
Weston, Dade	2
West Palm Beach, Dade	2
Palm Springs North, Dade	2
Orlando, Santa Rosa	2
Orlando, Charlotte	2
Oklawaha, Marion	2
Olustee, Baker	2
Clermont, Polk	2
Doctors Inlet, Clay	2
Bonifay, Jackson	2
Bonnie, Sarasota	2
Bronx, Seminole	2
Lecanto, Marion	2
Maitland, Leon	2
Miami Shores, Broward	2
Missing, Hernando	2
Fort Myers, Collier	2
Fort Pierce, Martin	2
Lake Helen, Orange	2

# COVID-19: characteristics of 1,758,254 Florida resident cases

Data through Feb 8, 2021 verified as of Feb 9, 2021 at 09:25 AM

Data in this report are provisional and subject to change.

The table below includes the cities and counties of residence for cases in Florida residents based on the patient's ZIP Code. Note that city is not always received as part of the initial notification and may be missing while the case is being investigated.

City and county	Cases
None, Dade	2
Mount Pleasant, Gadsden	2
Navarre, Okaloosa	2
West Villages, Sarasota	2
Zellwood, Lake	2
Upper Key Largo, Monroe	2
University Of Central Florida, Brevard	2
Seven Springs, Pasco	2
Blountstown, Jackson	2
Alligator Point, Franklin	2
Coconut Creek, Unknown	2
Bradington, Manatee	2
Hallandale Beach, Dade	2
Crawfordville, Leon	2
Eatonville, Lake	2
Lawtey, Union	2
Lutz, Pinellas	2
Los Angeles, Okaloosa	2
Madison, Unknown	2
Maitland, Pasco	2
Chipley, Jackson	2
Amelia City, Nassau	2
Apopka, Unknown	2
Alligator Point, Wakulla	2
Florida Power & Light Co, Dade	2
University Of Central Florida, Broward	2
Ocala, Unknown	2
Miamt, Dade	2
Orlando, Okaloosa	2
Saint Teresa, Wakulla	2
Wimauma, Manatee	2
Provo, Broward	2
Portland, Unknown	2
Moore Haven, Hendry	2
University Of Central Florida, Palm Beach	2
University Of Central Florida, Pinellas	2
Sumatra, Liberty	2
Naples, Broward	2
Maitland, Lake	2
Hialeah Lakes, Dade	2
Hialeah, Orange	2
Cassadaga, Volusia	2
Fort Walton Beach, Walton	2
Dunnellon, Levy	2
Downers Grove, St. Lucie	1
Duke Field Air Force Station, Okaloosa	1
Export, Palm Beach	1
Fdsf, Unknown	1
Felda, Palm Beach	1
Flagler Beach, Volusia	1
Flomaton, Escambia	1
Flora, Lee	1
Fresno, Pasco	1
Fort Myers, Lake	1
Green, Clay	1
Greensburg, Orange	1
Greenville, Monroe	1
Gulf Shores, Escambia	1
Fruitland Park, Sumter	1

# COVID-19: characteristics of 1,758,254 Florida resident cases

Data through Feb 8, 2021 verified as of Feb 9, 2021 at 09:25 AM

Data in this report are provisional and subject to change.

The table below includes the cities and counties of residence for cases in Florida residents based on the patient's ZIP Code. Note that city is not always received as part of the initial notification and may be missing while the case is being investigated.

City and county	Cases
Fwb, Unknown	1
Gainesville, Marion	1
Gastonia, Polk	1
Clearwater, Highlands	1
Clermont, Unknown	1
Columbia, Orange	1
Coral Gables, Unknown	1
Coral Springs, Unknown	1
Cornelius, Leon	1
Crestview, Dade	1
Dade City, Polk	1
Dania, Unknown	1
Darien, Pasco	1
Arcadia, Charlotte	1
Aspen, Palm Beach	1
Atlanta, Broward	1
Aurburndale, Polk	1
Aventura, Unknown	1
Azalea Park, Sarasota	1
Bartow, Unknown	1
Boca Rotan, Unknown	1
Brooksville, Columbia	1
Bryn Mawr, Collier	1
Alpharetta, Alachua	1
Apalachicola, Leon	1
Hilliard, Dade	1
Hollywood, Leon	1
Holt, Unknown	1
Homestead, Monroe	1
Humble, Broward	1
Havanna, Gadsden	1
Lake City, Volusia	1
Jan Phyl Village, Polk	1
Knoxville, Duval	1
Maitland, Unknown	1
Melbourne, Orange	1
Metter, Volusia	1
Miami Beach, Palm Beach	1
Miami Granders, Dade	1
Lakeland, Pasco	1
Lakewood, Unknown	1
Los Angeles, Polk	1
Naugatuck, Lee	1
Myakka, Duval	1
North Little Rock, Palm Beach	1
New Vernon, Sarasota	1
New York, Broward	1
Northville, Broward	1
Ocala, Indian River	1
Ocoee, Broward	1
Orlando, Orange	1
Ocoee, Polk	1
Monessen, Palm Beach	1
Missing, Columbia	1
Middleburg, Unknown	1
Minneapolis, Broward	1
Sumter Ville, Unknown	1
Tallahassee, Escambia	1
Telluride, Lee	1

# COVID-19: characteristics of 1,758,254 Florida resident cases

Data through Feb 8, 2021 verified as of Feb 9, 2021 at 09:25 AM

Data in this report are provisional and subject to change.

The table below includes the cities and counties of residence for cases in Florida residents based on the patient's ZIP Code. Note that city is not always received as part of the initial notification and may be missing while the case is being investigated.

City and county	Cases
Tinley Park, Lee	1
University Of Central Fl, Dade	1
Stockbridge, Leon	1
Sullivans Island, Dade	1
Tampa, Dade	1
Tampa, Jackson	1
Tampa, Lee	1
Saint Petersburg, Dade	1
San Juan, Osceola	1
San Pedro Sula, Dade	1
Sandy, Duval	1
South Otselic, Dade	1
Sevierville, Dade	1
Southampton, Palm Beach	1
Springhill, Unknown	1
Opa Locka, Unknown	1
Orem, Nassau	1
Orlando, Highlands	1
Pound Ridge, Leon	1
Richmond Heights, Dade	1
Riverview, Pinellas	1
Rochester, Lee	1
Rosemary Beach, Bay	1
Saint Cloud, Orange	1
Ponce, Orange	1
Port Charlotte Fl, Unknown	1
Plant City, Hendry	1
Plant City, Pinellas	1
Plantation, Unknown	1
Windermere, Polk	1
Winter Park, Lake	1
Wayne, Dade	1
Wekiwa Springs, Seminole	1
West Simsbury, Collier	1
San Antonio, Dade	1
San Diego, Unknown	1
Sanford, Palm Beach	1
Sebastian, Lake	1
Tampa, Escambia	1
Tampa, Manatee	1
Tangerine, Lake	1
Steinhatchee, Alachua	1
Russellville, Hillsborough	1
Saint Augustine, Okaloosa	1
Republic, Monroe	1
Ridge Manor Estates, Sumter	1
Ridgewood, Broward	1
Riverview, Manatee	1
Roseland, Palm Beach	1
Porter Ranch, Dade	1
Raiford, Bradford	1
Ponte Vedra Beach, Orange	1
Port Orange , Volusia	1
Port Saint Lucie, Indian River	1
Middleburg, Duval	1
Midland, Osceola	1
Missing, Wakulla	1
N/A, Duval	1
Naples, Alachua	1

# COVID-19: characteristics of 1,758,254 Florida resident cases

Data through Feb 8, 2021 verified as of Feb 9, 2021 at 09:25 AM

Data in this report are provisional and subject to change.

The table below includes the cities and counties of residence for cases in Florida residents based on the patient's ZIP Code. Note that city is not always received as part of the initial notification and may be missing while the case is being investigated.

City and county	Cases
Ocean City, Broward	1
Palm City, Unknown	1
Plant City, Unknown	1
Pompano Beach, Alachua	1
Old Town, Gilchrist	1
Oviedo, Leon	1
Opa Locka, Polk	1
Orem, Sarasota	1
Orem, Unknown	1
University Of Central Florida, Hillsborough	1
Village Of Palm Springs, Palm Beach	1
Virginia Beach, Alachua	1
Webster, Pasco	1
Union City, Bradford	1
University Of Central Fl, Pasco	1
Westerville, Hillsborough	1
Wilton Manors, Dade	1
Wilbur By The Sea, Volusia	1
Willowbrook, Lee	1
Winston Salem, Unknown	1
Winter Garden, Hillsborough	1
Woodland Hills, Brevard	1
Yulee, Duval	1
Fl State Lot, Leon	1
Fortlauderdale, Unknown	1
Fortwalton Beach, Okaloosa	1
Ft Pierce, Unknown	1
Garland, Orange	1
El Paso, Unknown	1
Everett, Dade	1
Eatonville, Seminole	1
Colorado Springs, Unknown	1
Conifer, Lee	1
Destin, Unknown	1
Diamond, Highlands	1
Daniel Island, Bay	1
Altamonte, Orange	1
Alva, Collier	1
333, Unknown	1
Allentown, Putnam	1
Apple Creek, Citrus	1
Amelia Village, Nassau	1
Barefoot Beach, Lee	1
Azalea Park, Osceola	1
Avon, Manatee	1
Aventura, Osceola	1
Chipley, Holmes	1
Chattanooga, Dade	1
Chickasha, Sarasota	1
Bryn Mawr, Palm Beach	1
Camden Wyoming, Duval	1
Bear Grass, Palm Beach	1
Mary Esther, Escambia	1
Miami, Charlotte	1
Miamii, Dade	1
Miami Garden, Unknown	1
Lake Mary, Lake	1
Knoxville, Escambia	1
Longwood, Orange	1

# COVID-19: characteristics of 1,758,254 Florida resident cases

Data through Feb 8, 2021 verified as of Feb 9, 2021 at 09:25 AM

Data in this report are provisional and subject to change.

The table below includes the cities and counties of residence for cases in Florida residents based on the patient's ZIP Code. Note that city is not always received as part of the initial notification and may be missing while the case is being investigated.

City and county	Cases
Lauderdale Hill, Unknown	1
Lehigh Cares, Lee	1
Live Oak, Columbia	1
Loganville, Orange	1
Jeffersonville, Broward	1
Homeless, Dade	1
Homer, Escambia	1
Hilliard, Unknown	1
Hickory, Lee	1
Hallandale Ben, Unknown	1
Havana, Leon	1
Fort Denaud, Glades	1
Louisville, Manatee	1
Los Angeles Ca, Unknown	1
Macdill Air Force Base, Hillsborough	1
Margate, Dade	1
Marshall, Dade	1
Mary Esther, Unknown	1
Miami Lakes, Unknown	1
Miami, Hillsborough	1
Miami, Manatee	1
Miami Beach, Broward	1
Middlesburg, Duval	1
Lehigh Acres, Dade	1
Lewisburg, Pasco	1
Largo, Unknown	1
Littleton, Dade	1
Lake City, Hamilton	1
La Grange, Dade	1
Homosassa, Hernando	1
Homeless, Polk	1
Jerusalem, St. Johns	1
Davenport, Orange	1
Daytona Beach, Unknown	1
Deland, St. Lucie	1
Deltona, Orange	1
Foley, Escambia	1
Harrison, Pinellas	1
Granada Hills, Broward	1
Guilford, Dade	1
Hailandale, Unknown	1
Fort Myers-, Lee	1
Fort Pierce, Unknown	1
Gainesville, Duval	1
Bronx, Palm Beach	1
Cartersville, Unknown	1
Conway, Leon	1
Cypress, Leon	1
Clermont, Volusia	1
Clewiston, Glades	1
Altoona, Marion	1
Anaheim, Unknown	1
Argyle, Walton	1
Athens, Duval	1
Bogota, Orange	1
Bradenton, Dade	1
Bradenton, Osceola	1
Sun City Center, Hardee	1
Tallahassee, Duval	1

# COVID-19: characteristics of 1,758,254 Florida resident cases

Data through Feb 8, 2021 verified as of Feb 9, 2021 at 09:25 AM

Data in this report are provisional and subject to change.

The table below includes the cities and counties of residence for cases in Florida residents based on the patient's ZIP Code. Note that city is not always received as part of the initial notification and may be missing while the case is being investigated.

City and county	Cases
Tallahassee, Unknown	1
Tampa, Palm Beach	1
Tavares, Marion	1
Saint Cloud, Unknown	1
Saint Johns, Unknown	1
Shelton, Manatee	1
Spring Hill , Hernando	1
Spring Hill, Dade	1
Starke, Clay	1
Stone Mountain, Palm Beach	1
Tulsa, Orange	1
Tiffin, Highlands	1
Washington, Unknown	1
West Palm Beach, Broward	1
Venice, Unknown	1
Vernon, Unknown	1
Westbrook, Dade	1
Wichita, Volusia	1
Winter Garden, Pinellas	1
Winder Garden, Orange	1
Windermere, Leon	1
Windermere, Osceola	1
Windermere, Seminole	1
Winter Garden, Broward	1
Zolfo Springs, Polk	1
Winter Park, St. Johns	1
Winter Park, Broward	1
Winter Park, Indian River	1
Winter Park, Lee	1
New Orleans, Palm Beach	1
Newark, Broward	1
Newburgh, Bay	1
Navarre, Dade	1
North Pole, Seminole	1
North Port, Lee	1
Old Town, Alachua	1
Ona, Manatee	1
Oooooo, Unknown	1
Ocoee, Osceola	1
Okeechobee, Broward	1
Orem, Broward	1
Orlando, Columbia	1
Orlando, Indian River	1
Orlando, Sarasota	1
Ormond Beach, Unknown	1
Oviedo, Brevard	1
Pacifica, Dade	1
Saint Petersburg, St. Lucie	1
Sandford, Seminole	1
Sarasota, Flagler	1
Saxis, Lee	1
Sebring, Lee	1
Rye, Duval	1
Rex, Duval	1
Parker, Dade	1
Parker, Leon	1
Peoria, Unknown	1
Palm Coast, Alachua	1
Palm Coast, Polk	1



# COVID-19: characteristics of 1,758,254 Florida resident cases

Data through Feb 8, 2021 verified as of Feb 9, 2021 at 09:25 AM

Data in this report are provisional and subject to change.

The table below includes the cities and counties of residence for cases in Florida residents based on the patient's ZIP Code. Note that city is not always received as part of the initial notification and may be missing while the case is being investigated.

City and county	Cases
Port Everglades, Broward	1
Plantation, Orange	1
Pompano Beach, Martin	1
Lake Placid, Alachua	1
Lake Worth Beach, Broward	1
Jamaica, Broward	1
Jersey City, Polk	1
Jupiter, Unknown	1
Kingsland, Duval	1
Kissimmee, Brevard	1
Gainesville, Baker	1
Gilmer, Dade	1
Jacksonville, Manatee	1
Haverford, Hillsborough	1
Herrin, Orange	1
Miami, Collier	1
Miami, St. Lucie	1
Melrose, Alachua	1
Miamf, Dade	1
Miami G, Dade	1
Marianna, Calhoun	1
Marshall, Palm Beach	1
Magnolia Square, Osceola	1
Maitland, Alachua	1
Los Angeles, Palm Beach	1
Lemoyne, Manatee	1
Lawrence Township, Palm Beach	1
Lander, Citrus	1
Las Vegas, Orange	1
Bryant, Alachua	1
Buffalo, Palm Beach	1
Carol Stream, Orange	1
Castleberry, Escambia	1
Charlotte, Pasco	1
Apopka, Flagler	1
99, Unknown	1
Alanson, Bay	1
Aollywoss, Dade	1
Boca Raton, Unknown	1
Bohealia, Lee	1
Blowing Rock, Polk	1
Belleair, Hillsborough	1
Dorchester, Orange	1
Estero, Collier	1
Fanning Springs, Levy	1
Columbus, Brevard	1
Cookeville, Seminole	1
Clear Brook, Lee	1
Deland, Polk	1
Dallas, Lee	1
De Leon Springs, Putnam	1
Crestview, Holmes	1
Cumberland, Palm Beach	1
Dade City, Hillsborough	1
Opalocka, Dade	1
North Canton, Palm Beach	1
New Richmond, Volusia	1
Oakland, Leon	1
Ocala, Alachua	1

# COVID-19: characteristics of 1,758,254 Florida resident cases

Data through Feb 8, 2021 verified as of Feb 9, 2021 at 09:25 AM

Data in this report are provisional and subject to change.

The table below includes the cities and counties of residence for cases in Florida residents based on the patient's ZIP Code. Note that city is not always received as part of the initial notification and may be missing while the case is being investigated.

City and county	Cases
Okeechobee, St. Lucie	1
Panama City, Walton	1
Palm Coast, Duval	1
Orlando, Union	1
Oviedo, Seminole	1
Oxford, Palm Beach	1
Perry, Leon	1
Port Orange, Unknown	1
Port Saint Lucie, Orange	1
Provincetown, Collier	1
Tangerine, Seminole	1
Virginia Beach, Hernando	1
Waco, Broward	1
Washington, Broward	1
Tewksbury, Orange	1
Toms River, Dade	1
Shannon, Collier	1
Soldotna, Broward	1
Spring Park, Alachua	1
Steinhatchee, Madison	1
South Burlington, Orange	1
Rio Dell, Volusia	1
Rochelle, Volusia	1
Saint Cloud, Lee	1
Saint Johns, Orange	1
San Antonio, Sarasota	1
San Antonio, Unknown	1
Sanford, Volusia	1
Wheaton, Lee	1
Wesley Chapel, Alachua	1
Umatilla, Alachua	1
University Of Central Florida, Monroe	1
Winter Park, Osceola	1
Wood River, Polk	1
Worcester, Palm Beach	1
Wilmington, Broward	1
Winter Park, Alachua	1
Mckinney, Broward	1
Miamc, Dade	1
Missing, Okeechobee	1
Monroe Township, Palm Beach	1
Moore Haven, Okeechobee	1
Morrisville, Unknown	1
Lake Butler, Alachua	1
Las Vegas, Palm Beach	1
Ldhl, Broward	1
Longwood, Volusia	1
Lehigh Acres, Collier	1
Lincoln, St. Lucie	1
Little Neck, Lee	1
Homeless, Monroe	1
Homeless, Pinellas	1
Hoclywsod, Dade	1
Holiday, Pinellas	1
Indian Rocks Beach, Duval	1
Indiantown, Palm Beach	1
Inglewood, Sarasota	1
Inwood, Broward	1
Irvine, Marion	1

# COVID-19: characteristics of 1,758,254 Florida resident cases

Data through Feb 8, 2021 verified as of Feb 9, 2021 at 09:25 AM

Data in this report are provisional and subject to change.

The table below includes the cities and counties of residence for cases in Florida residents based on the patient's ZIP Code. Note that city is not always received as part of the initial notification and may be missing while the case is being investigated.

City and county	Cases
Istachatta, Hernando	1
Jupiter, St. Lucie	1
Kenilworth, Leon	1
Jacksonville, Orange	1
Jefferson, Dade	1
Jonesboro, Leon	1
Key West, Duval	1
Keys West, Unknown	1
Kingsland, Nassau	1
Knoxville, Bay	1
Carmel, Orange	1
Cedar Springs, Hernando	1
Chicago, Unknown	1
Coconut Ck, Unknown	1
Dallas, Hernando	1
Dayton, Lake	1
Daytona Beach, Pinellas	1
Dearborn, Broward	1
Deer Park, Dade	1
Brooklyn, Dade	1
Brooklyn, Lee	1
Caracas, Dade	1
Boston, Broward	1
Bel Air, Collier	1
O, Manatee	1
Alachua, Duval	1
Alpharetta, Broward	1
Apopka, Clay	1
Asheville, Highlands	1
Astoria, Broward	1
Bartow, Hardee	1
Downingtown, Hillsborough	1
Dpo, Santa Rosa	1
Dunedin, Unknown	1
Deerfield, Dade	1
Deland, Seminole	1
Deltona, Seminole	1
Fort Lauderdale, Leon	1
Fort Myers, Sarasota	1
Fort Pierce, Palm Beach	1
Fort White, Clay	1
East Palatka, Hillsborough	1
Eastpoint, Leon	1
Gotcha, Orange	1
Greensburg, Palm Beach	1
Garden City, Alachua	1
Gaylord, Orange	1
Hallandale, Unknown	1
Haines City, Osceola	1
Hernando, Marion	1
Hialeah, Collier	1
Helen, Bay	1
Tavares, Orange	1
Tequesta, Martin	1
Topsham, Manatee	1
Town Of Nocatee, St. Johns	1
Unkn, Duval	1
Syracuse, Polk	1
Tallahassee, Dade	1

# COVID-19: characteristics of 1,758,254 Florida resident cases

Data through Feb 8, 2021 verified as of Feb 9, 2021 at 09:25 AM

Data in this report are provisional and subject to change.

The table below includes the cities and counties of residence for cases in Florida residents based on the patient's ZIP Code. Note that city is not always received as part of the initial notification and may be missing while the case is being investigated.

City and county	Cases
Tamarac, Dade	1
Waipahu, Santa Rosa	1
Ward, Polk	1
Wellborn, Columbia	1
West Apim Beach, Palm Beach	1
West Yarmouth, St. Lucie	1
Venetian Islands, Dade	1
Winter Garden, Duval	1
Woodbine, Nassau	1
Yulee, St. Johns	1
Zephyrhills, Hillsborough	1
Saint Joseph, Volusia	1
Russellville, Bay	1
Saint Cloud, Palm Beach	1
Prattville, Hillsborough	1
Prestonsburg, Bay	1
Quincy, Jackson	1
Rapid City, Broward	1
Piasa, Putnam	1
Suitland, Volusia	1
Sunbright, Palm Beach	1
San Antonio, Orange	1
Sanford, Unknown	1
Seminole, Leon	1
Shalimar, Unknown	1
Shirley, Flagler	1
Oldsmar, Hillsborough	1
North Palm Beach, Orange	1
Northport, Sarasota	1
Oakland, Lee	1
Milford, Lee	1
Myakka City, Sarasota	1
New Middletown, Hillsborough	1
New Port Richey, Pinellas	1
Newberry, Marion	1
Orlo Vista, Orange	1
Other, Dade	1
Palm Beach Gardens, Unknown	1
Palmetto Bay, Palm Beach	1
Palmetto, Pasco	1
Pass-A-Grille Beach, Pinellas	1
Pembroke Lakes, Broward	1
Chatham, Dade	1
Cincinnati, Dade	1
Crossings, Unknown	1
Dfafs, Okaloosa	1
Davenport, Lake	1
Davie, Unknown	1
Dayton, Orange	1
Edgewood, Broward	1
Elkton, Putnam	1
Floral, Okaloosa	1
Armstrong, St. Johns	1
Atl, Brevard	1
Alva, Escambia	1
Andalusia, Escambia	1
Arcadia, Highlands	1
Baker, Santa Rosa	1
Belleville, Palm Beach	1

# COVID-19: characteristics of 1,758,254 Florida resident cases

Data through Feb 8, 2021 verified as of Feb 9, 2021 at 09:25 AM

Data in this report are provisional and subject to change.

The table below includes the cities and counties of residence for cases in Florida residents based on the patient's ZIP Code. Note that city is not always received as part of the initial notification and may be missing while the case is being investigated.

City and county	Cases
Belmont, Santa Rosa	1
Blountstown, Broward	1
Bronson, Alachua	1
Brooker, Alachua	1
Brandon, Pinellas	1
Bonita, Lee	1
Bocaraten, Palm Beach	1
Hudson, Pinellas	1
Interlachen, Duval	1
Kure Beach, Monroe	1
Lakeland, Palm Beach	1
Gainesville, Okaloosa	1
Gainesville, Unknown	1
Gibsonton, Unknown	1
Hoosick Falls, Broward	1
Hialeahgardens, Dade	1
Hiram, Leon	1
Greenbrier, Bay	1
Groveland, Orange	1
Monroe, Hillsborough	1
North Laud, Unknown	1
Ocoee, Unknown	1
Oldsray, Manatee	1
Longwood, Broward	1
Lucedale, St. Lucie	1
Macclenny, Duval	1
Mantua, Broward	1
Marina Del Rey, Broward	1
Mayaguez, Dade	1
Middletown, Osceola	1
White Plains, Broward	1
Whites Creek, Leon	1
Windermere, Volusia	1
Wtixrat, Dade	1
Ventura, Orange	1
Westlake Village, Unknown	1
Watersound, Bay	1
Saint Petersburg, Charlotte	1
Saint Augustine, Flagler	1
Puerto Rico, Unknown	1
Punta Gorda, Unknown	1
Randolph, Orange	1
Rivera Beach, Palm Beach	1
Port Orange, Brevard	1
Powell, Lee	1
Paducah, Manatee	1
Orlando, Jackson	1
Palm City, Palm Beach	1
Palm Coast, Unknown	1
Pembroke Pines, Orange	1
Pensacola, Sumter	1
Perth Amboy, Hillsborough	1
Seffenner, Hillsborough	1
Seminole, Lee	1
Sunrtise, Dade	1
Tallahassee, Gadsden	1
Tallahassee, Madison	1
Trenton, Dixie	1
Unknown, Unknown	1

# COVID-19: characteristics of 1,758,254 Florida resident cases

Data through Feb 8, 2021 verified as of Feb 9, 2021 at 09:25 AM

Data in this report are provisional and subject to change.

The table below includes the cities and counties of residence for cases in Florida residents based on the patient's ZIP Code. Note that city is not always received as part of the initial notification and may be missing while the case is being investigated.

City and county	Cases
Toms River, Lee	1
Tourist, Dade	1
University Of Central Florida, Lee	1
Unk, Duval	1
Unknown Out Of Area, St. Lucie	1
Daytona Beach, Orange	1
Deerfield Beach, Polk	1
Crestview, Broward	1
Dalecity, Okaloosa	1
Clearwater, Leon	1
Crystal River, Marion	1
Crystal River, Unknown	1
Fellsmere, Brevard	1
Fleming Island, Duval	1
Florida City, Unknown	1
Fort Lauderdale, Collier	1
El Dorado, Palm Beach	1
East Setauket, Palm Beach	1
Canton, Duval	1
Charlotte, Alachua	1
Cantonment, Santa Rosa	1
Cape Coral, Unknown	1
Bryceville, Duval	1
Bradenton, Lee	1
Boca Raton, Dade	1
Boca Raton, Madison	1
Bogota, Unknown	1
Atlanta, Walton	1
Attalla, Broward	1
Auburn, Palm Beach	1
Autaugaville, Broward	1
Apopka, Volusia	1
Alachua, Suwannee	1
Alafaya, Broward	1
Alafaya, Pinellas	1
Merrick, Palm Beach	1
Metter, Manatee	1
Miamiardens, Unknown	1
Miamksaohes, Dade	1
Miami Dade, Unknown	1
Lake Clarke Shores, Palm Beach	1
Lake Forest, Collier	1
Macclenny, Dixie	1
Madison, Jefferson	1
Maitland, Collier	1
Key West, Palm Beach	1
Kilgore, Dade	1
Jupiter Inlet, Palm Beach	1
Jzx, Unknown	1
Land O Lakes, Unknown	1
Landolakes, Unknown	1
Lawton, Okaloosa	1
Levittown, Palm Beach	1
Lima, Manatee	1
Lima, Volusia	1
Gainesville, Levy	1
Glen Cove, Unknown	1
Glen Saint Mary, Duval	1
Golden Oak, Hillsborough	1

# COVID-19: characteristics of 1,758,254 Florida resident cases

Data through Feb 8, 2021 verified as of Feb 9, 2021 at 09:25 AM

Data in this report are provisional and subject to change.

The table below includes the cities and counties of residence for cases in Florida residents based on the patient's ZIP Code. Note that city is not always received as part of the initial notification and may be missing while the case is being investigated.

City and county	Cases
Greensboro, Leon	1
Jacksonville, Baker	1
Jacksonville, Marion	1
Irmo, Unknown	1
Immokalee, Walton	1
Syracuse, Unknown	1
Twentynine Palms, Broward	1
Surprise, Unknown	1
St Cloud, Orange	1
Vernon, Walton	1
Venezuela, Unknown	1
Waukesha, Volusia	1
West Miami, Unknown	1
Whippany, Volusia	1
Xifamk, Dade	1
Windermere, Alachua	1
Winfield, Hillsborough	1
Winter Garden, Unknown	1
Winter Park, Brevard	1
Winter Park, Unknown	1
Orlando, Gadsden	1
Orlando, Hernando	1
Orlando, St. Johns	1
Orem, Dade	1
Orlando, Citrus	1
Ocala, Duval	1
Okeechobi, Unknown	1
Monument, Broward	1
Mokena, Lee	1
Morrisville, Palm Beach	1
North Brunswick, St. Lucie	1
North Grafton, Dade	1
North Lauderdale, Unknown	1
North Porte, Unknown	1
Notrealville, Polk	1
Orlando, Walton	1
Oviedo, Lake	1
Pensacola, Dade	1
Panomo City, Bay	1
Parrish, Sarasota	1
Plantation, Leon	1
Pooler, Broward	1
Port St. Lucie, Unknown	1
Punta Gorda, Sarasota	1
Putnam, Putnam	1
Rye, Palm Beach	1
Ridgewood, Lee	1
Roayl Palm Beach, Palm Beach	1
Roseville, Broward	1
Saint Petersburg, Bay	1
San Marcos, Unknown	1
Lake Worth, Unknown	1
Los Angeles, Orange	1
Maitland, Palm Beach	1
Litchfield Park, Monroe	1
Littleton, St. Johns	1
Indianapolis, Lee	1
Lake Como, Nassau	1
Lake In The Hills, Broward	1

# COVID-19: characteristics of 1,758,254 Florida resident cases

Data through Feb 8, 2021 verified as of Feb 9, 2021 at 09:25 AM

Data in this report are provisional and subject to change.

The table below includes the cities and counties of residence for cases in Florida residents based on the patient's ZIP Code. Note that city is not always received as part of the initial notification and may be missing while the case is being investigated.

City and county	Cases
Jupiter, Pinellas	1
Kansas City, Palm Beach	1
Newaygo, Charlotte	1
North Port, Charlotte	1
New Canaan, Dade	1
Na, Dade	1
Naples, Leon	1
Melbourne, Volusia	1
Milford, Bay	1
Milford, Unknown	1
Marianna, Leon	1
Marianna, Washington	1
Mary Esther, Hillsborough	1
Marathon Shores, Monroe	1
Mattoon, Lee	1
Gwynn Oak, Polk	1
Fort Worth, Broward	1
Franklin, Orange	1
Frostproof, Highlands	1
Gainesville, Palm Beach	1
Gainesville, Santa Rosa	1
Crescent City, Marion	1
Crestview, Unknown	1
Destin, Bay	1
Eureka, Flagler	1
Evansville, Citrus	1
Bonnie, St. Johns	1
Belleair Bluffs, Unknown	1
Big Torch Key, Monroe	1
Black, Holmes	1
Boca Raton, Lee	1
Bonifay, Unknown	1
Apo, Collier	1
Apopka, Citrus	1
Apopka, Hillsborough	1
Arabi, Orange	1
Austin, Dade	1
Clearwater, Hillsborough	1
Coal City, Pasco	1
Commerce Township, Manatee	1
Crawfordville, Alachua	1
Celebration, Orange	1
Chicago, Broward	1
Choctaw Beach, Unknown	1
Brownsville, Escambia	1
Bryant, Palm Beach	1
Boys Ranch, Suwannee	1
Addison, Pasco	1
Winnetka, Dade	1
Winter Garden, Osceola	1
Winter Haven, Osceola	1
Winter Park, Duval	1
Winter Park, Palm Beach	1
Weston, Unknown	1
Wildwood, Lee	1
Wabasha, Clay	1
West Hollywood, Broward	1
Waverly, Duval	1
Winter Springs, Polk	1



# COVID-19: characteristics of 1,758,254 Florida resident cases

Data through Feb 8, 2021 verified as of Feb 9, 2021 at 09:25 AM

Data in this report are provisional and subject to change.

The table below includes the cities and counties of residence for cases in Florida residents based on the patient's ZIP Code. Note that city is not always received as part of the initial notification and may be missing while the case is being investigated.

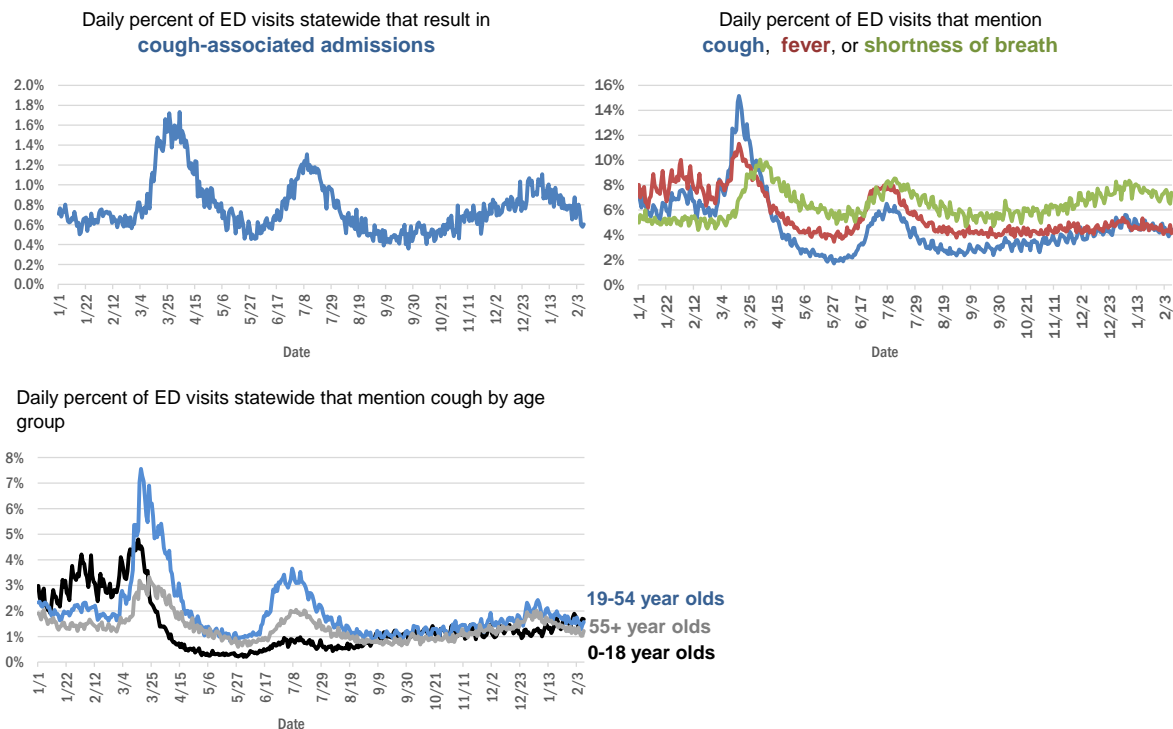
City and county	Cases
Youngstown, Washington	1
Port Saint Lucie, Marion	1
Port St Luice, Unknown	1
Roswell, Bay	1
Ruskin, Dade	1
Ruskin, Manatee	1
Pensacola Naval Hospital, Escambia	1
Pass-A-Grille, Pinellas	1
Pompano Beach, Osceola	1
Plymouth, Pasco	1
Okeechobee, Unknown	1
Oviedo, Orange	1
Pace, Escambia	1
Painted Post, Pasco	1
Palatka, Marion	1
Saint Petersburg, Duval	1
Saint Petersburg, Manatee	1
Sun City Center, Lee	1
St Peterburg, Orange	1
Stiamk, Dade	1
Scottsdale, Brevard	1
Unknown, Duval	1
Upland, Manatee	1
Surfside Beach, Orange	1
Tampa, Duval	1
Tavares, Unknown	1
Temple, Palm Beach	1
<b>Total</b>	<b>1,758,254</b>

# COVID-19: additional surveillance information

Data through Feb 8, 2021 verified as of Feb 9, 2021 at 09:25 AM

Data in this report are provisional and subject to change.

## Statewide emergency department (ED) chief complaint and admission data



The Electronic Surveillance System for the Early Notification of Community-Based Epidemics (ESSENCE-FL) includes chief complaint data from 211 of 211 Florida EDs. Data are transmitted electronically to ESSENCE-FL daily or hourly.

# COVID-19: testing by laboratory

Data through Feb 8, 2021 verified as of Feb 9, 2021 at 09:25 AM

Data in this report are provisional and subject to change.

The numbers in the table below represent the number of Florida and non-Florida residents for whom test results were received by the Department of Health. A person can be tested by more than one laboratory and can have both positive and negative results. **Therefore, the sum of the numbers in each column will be larger than the total number of people tested.**

Reporting lab	Inconclusive	Negative	Positive	Percent positive	Total
LABORATORY CORPORATION OF AMERICA	2,440	1,508,012	206,513	12%	1,716,965
CURATIVE LABS	12,847	1,350,485	203,310	13%	1,566,642
QUEST DIAGNOSTICS	11,194	1,299,484	192,376	13%	1,503,054
BIO REFERENCE LABORATORIES, INC	7,542	881,876	169,343	16%	1,058,761
REALTOX LABS LLC	6,040	561,148	91,878	14%	659,066
HELIX	7,337	537,426	95,048	15%	639,811
GENETWORK	661	390,602	32,956	8%	424,219
CDR MAGUIRE - HEALTH CARE CENTER		338,627	51,525	13%	390,152
RCA LABORATORY SERVICES, LLC		340,248	36,308	10%	376,556
NOMI_HEALTH	1,908	319,524	47,743	13%	369,175
EAST FLORIDA STATE COLLEGE - BREVARD		212,887	26,986	11%	239,873
IMPACT HEALTH BIOMETRIC TESTING, INC	1,014	205,029	23,850	10%	229,893
NOMI HEALTH LAB SERVICES		172,676	19,780	10%	192,456
BPHL-JACKSONVILLE	18	160,926	28,971	15%	189,915
CB SMITH PARK		150,117	18,794	11%	168,911
PWNHEALTH	1,051	142,592	19,824	12%	163,467
MAKO GENOMICS	7,236	131,101	23,965	15%	162,302
ADVENTHEALTH LAB	99	140,825	18,335	12%	159,259
ELABNETWORK	1,059	136,757	11,671	8%	149,487
MAYO CLINIC LABORATORIES	327	132,023	16,928	11%	149,278
FULGENT DIAGNOSTICS LABORATORY	2,789	129,658	14,320	10%	146,767
BPHL-MIAMI	225	119,097	20,449	15%	139,771
BAYCARE LABORATORIES LLC	544	118,432	10,665	8%	129,641
NORTHWEST LABORATORY	246	121,049	6,473	5%	127,768
MEMORIAL REGIONAL HOSPITAL SOUTH	25	104,338	21,560	17%	125,923
ASCENSION SACRED HEART HOSPITAL - PENSACOLA	2	106,251	16,993	14%	123,246
BIOCOLLECTIONS WORLDWIDE, INC	720	104,803	13,149	11%	118,672
ORLANDO HEALTH SYSTEM	674	104,057	10,974	9%	115,705
ADVENT HEALTH LAB	112	101,260	13,956	12%	115,328
MEDICAL DIAGNOSTIC LABORATORIES	973	98,509	14,209	12%	113,691
UF HEALTH MEDICAL LAB	33	91,744	8,598	9%	100,375
BPHL-TAMPA (SPECTRUM BLVD)	45	82,658	15,452	16%	98,155
AKESOGEN		81,750	15,773	16%	97,523
KORVALABS, INC	1,285	91,394	4,695	5%	97,374
TESTING MATTERS INC	415	81,995	13,606	14%	96,016
TAMPA GENERAL HOSPITAL	4	84,284	8,146	9%	92,434
DIATHERIX LABORATORIES (VRL EUROFINS)		79,134	11,974	13%	91,108
SUNPATH MEDICAL DIAGNOSTICS LABORATORY	785	75,961	11,746	13%	88,492
BAPTIST HEALTH SOUTH FLORIDA	324	67,981	10,833	14%	79,138
AEGIS SCIENCES CORPORATION	679	63,555	11,710	15%	75,944
ASCENSION ST VINCENT'S - RIVERSIDE	1	63,991	9,506	13%	73,498
JACKSON MEMORIAL HOSPITAL CLINICAL LAB	79	56,484	10,577	16%	67,140
LAKELAND REGIONAL MEDICAL CENTER	129	58,312	7,847	12%	66,288
SOUTH MIAMI HOSPITAL LAB	368	57,101	8,379	13%	65,848
AMERICAN HEALTH ASSOCIATES	9	56,366	4,984	8%	61,359
UF HEALTH SHANDS HOSPITAL	435	55,596	4,197	7%	60,228

# COVID-19: testing by laboratory

Data through Feb 8, 2021 verified as of Feb 9, 2021 at 09:25 AM

Data in this report are provisional and subject to change.

The numbers in the table below represent the number of Florida and non-Florida residents for whom test results were received by the Department of Health. A person can be tested by more than one laboratory and can have both positive and negative results. **Therefore, the sum of the numbers in each column will be larger than the total number of people tested.**

Reporting lab	Inconclusive	Negative	Positive	Percent positive	Total
AIT LABORATORIES		49,465	6,059	11%	55,524
INGENIOUS PERSONALIZED MEDICINE	175	43,623	9,294	18%	53,092
ARUP LABORATORIES	16	50,050	2,921	6%	52,987
APPLIED INGENUITY DIAGNOSTICS LLC		46,815	2,122	4%	48,937
BAPTIST HEALTH - JACKSONVILLE	4	43,432	3,658	8%	47,094
TALLAHASSEE MEMORIAL HOSPITAL	229	40,760	5,214	11%	46,203
VIRACOR EUROFINS		35,435	9,805	22%	45,240
GENESIS REFERENCE LABORATORIES		40,174	4,689	10%	44,863
PALM BEACH BALLPARK		38,787	4,273	10%	43,060
SARASOTA MEMORIAL HOSPITAL MAIN LAB	12	37,141	3,384	8%	40,537
BROWARD GENERAL MEDICAL CENTER-CLINICAL LAB	2	35,342	3,842	10%	39,186
MILLENNIUM PHYSICIAN GROUP	17	32,145	6,225	16%	38,387
NICKLAUS CHILDREN'S HOSPITAL	66	32,744	4,701	13%	37,511
FLORIDA HOSPITAL - TAMPA	37	34,239	3,011	8%	37,287
LEE HEALTH - CAPE CORAL HOSPITAL	3	31,733	5,311	14%	37,047
ORANGE COUNTY CONVENTION CENTER		33,330	3,692	10%	37,022
ADVENTIST HEALTH SYSTEMS SUNBELT INC DBA		32,371	3,666	10%	36,037
UNIVERSITY OF MIAMI HOSPITAL	72	32,477	3,440	10%	35,989
MIAMI DADE COUNTY		32,093	3,528	10%	35,621
UF HEALTH JACKSONVILLE	47	30,707	3,684	11%	34,438
WALGREENS	34	28,874	5,331	16%	34,239
DWIC OF TAMPA BAY INC		30,116	3,512	10%	33,628
ECCO LAB GROUP CO	487	28,387	4,502	13%	33,376
NORTH FLORIDA REGIONAL MEDICAL CENTER		25,732	3,213	11%	28,945
ST JOSEPHS HOSPITAL LABORATORY	23	24,934	3,315	12%	28,272
MOUNT SINAI MEDICAL CENTER	10	25,417	2,804	10%	28,231
JUPITER MEDICAL CENTER LAB	75	25,637	2,472	9%	28,184
BRANDON REGIONAL HOSPITAL		24,474	3,307	12%	27,781
MINUTECLINIC LLC		23,325	4,393	16%	27,718
MEDFAST URGENT CARE CENTERS, LLC	16	23,525	3,721	14%	27,262
STS LAB 2 LLC	6	24,797	1,255	5%	26,058
JFK MEDICAL CENTER LAB	1	22,358	2,938	12%	25,297
PALMETTO GENERAL HOSPITAL LAB	3	20,896	4,354	17%	25,253
INTEGRATED REGIONAL LABORATORIES LLP	1	21,319	3,576	14%	24,896
WATSON CLINIC LLP		19,498	4,579	19%	24,077
ACCESS DX LABORATORY	216	21,452	2,061	9%	23,729
NIGHT LITE PEDIATRIC CENTER LLC		20,627	2,412	10%	23,039
HOLY CROSS HOSPITAL CLINICAL LAB	1	20,705	1,934	9%	22,640
GENESIS MEDICAL LABORATORY	293	18,686	3,617	16%	22,596
MALABAR MEDICAL WALK IN CLINIC	1	18,759	3,727	17%	22,487
HEALTHLINK DIAGNOSTIC LABORATORIES	282	19,810	2,267	10%	22,359
AVENTUS BIO LABS	16	19,454	2,865	13%	22,335
STATLAB_MOBILE	1	20,021	2,022	9%	22,044
MORTON PLANT HOSPITAL-ADLER INSTITUTE	26	19,432	2,312	11%	21,770

# COVID-19: testing by laboratory

Data through Feb 8, 2021 verified as of Feb 9, 2021 at 09:25 AM

Data in this report are provisional and subject to change.

The numbers in the table below represent the number of Florida and non-Florida residents for whom test results were received by the Department of Health. A person can be tested by more than one laboratory and can have both positive and negative results. **Therefore, the sum of the numbers in each column will be larger than the total number of people tested.**

Reporting lab	Inconclusive	Negative	Positive	Percent positive	Total
PANCARE OF FLORIDA INC		19,404	2,314	11%	21,718
NAPLES COMMUNITY HOSPITAL	69	19,140	1,978	9%	21,187
LAB DIAGNOSTICS LLC	385	15,357	5,290	25%	21,032
ADVENT HEALTH - DAYTONA BEACH	32	18,890	1,633	8%	20,555
EXACT SCIENCES LABORATORIES		18,177	2,306	11%	20,483
DRS CLACK SPENCER WHITE & MCCORMACK PA D/B/A		18,234	1,915	10%	20,149
PATIENTS FIRST LAKE ELLA MEDICAL CENTER PA		16,752	3,150	16%	19,902
INFINITY BIOLOGIX LLC	54	18,735	817	4%	19,606
SAINT MARY'S MEDICAL CENTER	24	17,439	2,058	11%	19,521
UNITED CLINICAL LABORATORY LLC	2	15,885	2,146	12%	18,033
HEALTH CENTER AT SINAI RESIDENCES		16,930	506	3%	17,436
BIOCERNA LABS	461	14,582	2,112	12%	17,155
BAYFRONT HEALTH - ST PETERSBURG	17	14,743	2,267	13%	17,027
CLEVELAND CLINIC HOSPITAL LAB	4	14,791	2,053	12%	16,848
LEESBURG REGIONAL MEDICAL CENTER		14,645	2,052	12%	16,697
OSCEOLA REGIONAL MEDICAL CENTER	1	14,543	2,145	13%	16,689
WELLINGTON REGIONAL MED CTR LAB	6	14,468	1,793	11%	16,267
CLEVELAND CLINIC TRADITION HOSPITAL		15,033	1,124	7%	16,157
HOMESTEAD HOSPITAL CLINICAL LABORATORY	27	13,126	2,838	18%	15,991
MEMORIAL HOSPITAL JACKSONVILLE	8	13,248	2,625	17%	15,881
ORANGE PARK MEDICAL CENTER	9	12,410	2,507	17%	14,926
NORTHWEST MEDICAL CENTER	1	13,054	1,855	12%	14,910
ACCESS MEDICAL LABORATORIES	4	7,664	7,059	48%	14,727
INDIAN RIVER MEDICAL CENTER LAB		13,669	852	6%	14,521
INDIAN RIVER PATHOLOGY LLC		13,215	1,166	8%	14,381
VISTA CLINICAL DIAGNOSTICS	478	12,334	1,556	11%	14,368
BETHESDA HOSPITAL EAST		13,018	1,333	9%	14,351
CLARITY LAB SOLUTIONS	83	12,634	1,614	11%	14,331
DELRAY MEDICAL CENTER LAB	3	12,795	1,495	10%	14,293
OAK HILL HOSPITAL		12,687	1,605	11%	14,292
WEST KENDALL BAPTIST HOSPITAL	10	11,390	2,707	19%	14,107
PRIVA PATH LABS	74	13,136	886	6%	14,096
MEMORIAL REGIONAL HOSPITAL CLINICAL LABORATORY	10	12,979	900	6%	13,889
LAWNWOOD REGIONAL MEDICAL CENTER	1	11,935	1,926	14%	13,862
BAPTIST HEALTHCARE - BAPTIST HOSPITAL	5	10,766	2,947	21%	13,718
LEE HEALTH - LEE MEMORIAL HOSPITAL		10,198	3,486	25%	13,684
BAPTIST HEALTH - SOUTH		12,362	1,118	8%	13,480
UHEALTH CORAL GABLES/LENNAR MED CTR	11	12,409	841	6%	13,261
LARGO MEDICAL CENTER		11,740	1,498	11%	13,238
WINTER HAVEN HOSPITAL CLINICAL LABORATORY	4	11,136	2,050	16%	13,190
NONA SCIENTIFIC	5	10,029	3,105	24%	13,139
CARDIOPATH	84	11,042	1,641	13%	12,767
WEST FLORIDA HOSPITAL LAB		9,905	2,839	22%	12,744
THE HEALTHCARE DISTRICT OF PALM BEACH COUNTY	42	10,728	1,561	13%	12,331

# COVID-19: testing by laboratory

Data through Feb 8, 2021 verified as of Feb 9, 2021 at 09:25 AM

Data in this report are provisional and subject to change.

The numbers in the table below represent the number of Florida and non-Florida residents for whom test results were received by the Department of Health. A person can be tested by more than one laboratory and can have both positive and negative results. **Therefore, the sum of the numbers in each column will be larger than the total number of people tested.**

Reporting lab	Inconclusive	Negative	Positive	Percent positive	Total
ADVENTHEALTH CENTRA CARE LAKE BUENA VISTA		10,866	1,385	11%	12,251
MEDICAL CENTER OF TRINITY CLINICAL LABORATORY	2	10,906	1,323	11%	12,231
GOOD SAMARITAN MEDICAL CENTER LAB	2	10,626	1,592	13%	12,220
ST ANTHONY'S HOSPITAL LAB	30	10,744	1,439	12%	12,213
WESTSIDE REGIONAL MED CTR	2	10,414	1,782	15%	12,198
PALMS WEST HOSPITAL LAB	2	10,422	1,753	14%	12,177
LAKE CITY HM		11,147	988	8%	12,135
FLORIDA HOSPITAL WATERMAN LABORATORY	70	10,997	861	7%	11,928
MERCY HOSPITAL A CAMPUS OF PLANTATION GEN HOSP LAB	1	9,943	1,916	16%	11,860
BINAXNOW	9	9,062	2,753	23%	11,824
ST MARKS HOSPITAL LABORATORY B	78	10,627	1,002	9%	11,707
GULF COAST MEDICAL CENTER MICROLAB		9,128	2,575	22%	11,703
PWN HEALTH	17	9,590	2,067	18%	11,674
REGIONAL MEDICAL CENTER BAYONET POINT	2	10,676	949	8%	11,627
THE VILLAGES REGIONAL HOSPITAL		10,223	1,166	10%	11,389
CAPITAL REGIONAL MEDICAL CTR		8,988	2,264	20%	11,252
NEMOURS CHILDRENS HOSPITAL	1	10,573	652	6%	11,226
ST JOSEPHS HOSPITAL	18	9,715	1,455	13%	11,188
GENOVA DIAGNOSTICS LABORATORY	57	10,129	964	9%	11,150
AVENTURA HOSPITAL LAB		8,937	2,116	19%	11,053
HALIFAX MEDICAL CENTER LAB	36	9,308	1,648	15%	10,992
CORAL GABLES HOSPITAL CLINICAL LABORATORY		9,192	1,775	16%	10,967
COAST DIAGNOSTICS LLC	45	9,700	1,150	11%	10,895
FLORIDA LABORATORY ANALYSIS		9,500	1,356	12%	10,856
WEST BOCA MEDICAL CENTER LAB		9,987	804	7%	10,791
LARKIN COMMUNITY HOSPITAL	10	9,307	1,433	13%	10,750
BLAKE MEDICAL CENTER		9,363	1,363	13%	10,726
PATHNOSTICS	41	8,318	2,306	22%	10,665
LEE HEALTH - HEALTH PARK MEDICAL CENTER		8,846	1,760	17%	10,606
MANATEE MEMORIAL HOSPITAL		9,684	902	9%	10,586
MEASE COUNTRYSIDE LAB	14	9,425	1,144	11%	10,583
BAPTIST HEALTH SOUTH FLORIDA - WEST KENDALL URGENT CARE		8,795	1,686	16%	10,481
LARKIN COMMUNITY HOSPITAL INC DBA CARDIOTROPIC		6,820	3,621	35%	10,441
PALM BEACH GARDENS MEDICAL CTR LAB		9,387	1,037	10%	10,424
LAKE CITY MEDICAL CENTER		7,804	2,107	21%	9,911
SRQ DRIVE THROUGH		8,944	905	9%	9,849
MOLECULAR INFECTIOUS DISEASES	86	9,415	314	3%	9,815
FLORIDA HOSPITAL HEARTLAND MED CTR CLINICAL LAB	33	8,458	1,296	13%	9,787
VIKOR SCIENTIFIC	42	8,047	1,698	17%	9,787
ADVENT HEALTH - WESLEY CHAPEL	14	8,777	915	9%	9,706
PRECISION HEALTH RESOURCES LLC		9,086	617	6%	9,703
PALM BEACH BALL PARK		8,605	1,005	10%	9,610
AVECINA	17	8,866	694	7%	9,577
PLANTATION GENERAL HOSPITAL		7,918	1,453	16%	9,371
DOCTORS HOSPITAL	7	7,758	1,565	17%	9,330
BOSTON HEART DIAGNOSTICS CORP		8,107	1,193	13%	9,300

# COVID-19: testing by laboratory

Data through Feb 8, 2021 verified as of Feb 9, 2021 at 09:25 AM

Data in this report are provisional and subject to change.

The numbers in the table below represent the number of Florida and non-Florida residents for whom test results were received by the Department of Health. A person can be tested by more than one laboratory and can have both positive and negative results. **Therefore, the sum of the numbers in each column will be larger than the total number of people tested.**

Reporting lab	Inconclusive	Negative	Positive	Percent positive	Total
P4 CLINICAL, LLC	192	8,138	918	10%	9,248
AVECINA MEDICAL	4	6,201	3,030	33%	9,235
FLORIDA MEDICAL CENTER - A CAMPUS OF NORTH SHORE	2	8,043	1,091	12%	9,136
LEON MEDICAL CENTERS LLC		7,151	1,984	22%	9,135
LABSTAT LLC	3	8,689	429	5%	9,121
CENTRAL FLORIDA REGIONAL HOSPITAL		8,034	956	11%	8,990
CERNERELR_BAYCARE	43	8,320	616	7%	8,979
AMERICAN FAMILY CARE		4,835	4,127	46%	8,962
NORTHSIDE HOSPITAL AND HEART INSTITUTE		7,999	920	10%	8,919
SARKIS CLINICAL TRIALS	25	7,722	1,143	13%	8,890
CORAL SPRINGS MED CTR		7,995	857	10%	8,852
MEDRITE MEDICAL CARE, PC	4,098	4,196	459	5%	8,753
EXPRESS GENE MOLECULAR DIAGNOSTICS LABORATORY		7,378	1,323	15%	8,701
INFORM DIAGNOSTICS, INC		8,161	489	6%	8,650
FLORIDA HOSPITAL DELAND	10	7,520	1,115	13%	8,645
FLORIDA HOSPITAL FLAGLER	29	7,605	717	9%	8,351
AVECINA MEDICAL OAKLEAF	3	6,977	1,330	16%	8,310
ADVENTHEALTH CENTRA CARE WATERFORD LAKES		6,878	1,390	17%	8,268
NCF DIAGNOSTICS & DNA TECHNOLOGIES LAB	138	7,673	451	5%	8,262
CERNERELR_BAPTISTMIAMI	31	7,313	862	11%	8,206
BAPTIST HEALTH SOUTH FLORIDA - COUNTRY WALK URGENT CARE		6,766	1,419	17%	8,185
OCALA REGIONAL MEDICAL CENTER		7,074	1,083	13%	8,157
NORTH SHORE MEDICAL CENTER		6,737	1,382	17%	8,119
BROWARD HEALTH NORTH CLINICAL LABORATORY		7,187	930	11%	8,117
NATIONWIDE LABORATORY SERVICES INC	270	6,721	1,113	14%	8,104
ALL CHILDREN'S HOSPITAL		7,507	552	7%	8,059
FLORIDA HOSPITAL ZEPHYRHILLS	10	7,135	854	11%	7,999
WEST PALM HOSPITAL LAB		7,333	655	8%	7,988
MEDARBOR DIAGNOSTICS	1	6,797	1,097	14%	7,895
FLORIDA HOSPITAL OF CARROLLWOOD	23	6,744	1,102	14%	7,869
LEE HEALTH - GULF COAST MEDICAL CENTER	2	6,228	1,636	21%	7,866
CernerELR_Advent		6,692	1,103	14%	7,795
SOUTH BAY HOSPITAL CLINICAL LAB	1	6,812	835	11%	7,648
ADVENTHEALTH CENTRA CARE ST CLOUD	1	6,552	1,076	14%	7,629
NCH NORTH NAPLES HOSPITAL LAB	15	6,733	830	11%	7,578
CLEVELAND CLINIC MARTIN SOUTH HOSPITAL	1	6,712	839	11%	7,552
KD MEDICAL CHOICE LLC	5	6,827	714	9%	7,546
BAPTIST HEALTH - BEACHES		6,789	600	8%	7,389
MEMORIAL HOSPITAL WEST LABORATORY SERVICES	14	6,549	667	9%	7,230
BAPTIST HEALTH SOUTH FLORIDA - MIAMI LAKES URGENT CARE		5,643	1,547	22%	7,190
ISPM LABS, LLC DBA CAPSTONE DIAGNOSTICS, LLC		6,801	367	5%	7,168
POINCIANA MEDICAL CENTER		5,551	1,610	22%	7,161
BAYCARE COMMUNITY HEALTH		6,895	181	3%	7,076
SANTA ROSA MEDICAL CENTER		5,657	1,309	19%	6,966
WEST MARION COMMUNITY HOSPITAL LAB		5,761	1,162	17%	6,923
SYNERGY LABORATORIES	7	5,977	937	14%	6,921

# COVID-19: testing by laboratory

Data through Feb 8, 2021 verified as of Feb 9, 2021 at 09:25 AM

Data in this report are provisional and subject to change.

The numbers in the table below represent the number of Florida and non-Florida residents for whom test results were received by the Department of Health. A person can be tested by more than one laboratory and can have both positive and negative results. **Therefore, the sum of the numbers in each column will be larger than the total number of people tested.**

Reporting lab	Inconclusive	Negative	Positive	Percent positive	Total
MEMORIAL HOSPITAL MICRO		6,398	482	7%	6,880
ANNE BATES LEACH EYE HOSPITAL/ ABLEH MICROBIOLOGY LABORATORY	7	6,733	100	1%	6,840
H LEE MOFFITT CANCER CENTER LABORATORY	1	6,629	198	3%	6,828
MORTON PLANT-MEASE	5	6,173	641	9%	6,819
LUMINUS DIAGNOSTICS		6,261	550	8%	6,811
HEALTHQUEST ESOTERICS		5,489	1,296	19%	6,785
CLEVELAND CLINIC MARTIN NORTH HOSPITAL		5,976	799	12%	6,775
FULGENT DIAGNOSTICS	104	6,172	474	7%	6,750
ARCPPOINT LABS OF FORT MYERS	4	5,847	858	13%	6,709
LAKEWOOD RANCH MEDICAL CENTER		6,150	527	8%	6,677
ST LUCIE MEDICAL CENTER		5,337	1,305	20%	6,642
FLORIDA HOSPITAL FISH MEMORIAL	19	5,606	970	15%	6,595
VISTA CLINICAL	8	3,845	2,710	41%	6,563
GENE BY GENE, GENOMICS RESEARCH CENTER LAB	44	6,147	357	5%	6,548
SYNERGY DIAGNOSTIC LABORATORY	90	5,698	696	11%	6,484
MEDEXPRESS URGENT CARE	2	4,385	2,063	32%	6,450
BAPTIST HEALTH SOUTH FLORIDA - WESTCHESTER URGENT CARE		5,241	1,159	18%	6,400
LABS ASAP LLC		5,710	607	10%	6,317
AVERO DIAGNOSTICS - IRVING	10	5,844	448	7%	6,302
FLORIDA HOSPITAL Ocala		5,380	822	13%	6,202
ADVENTHEALTH CENTRA CARE UNIVERSITY	1	5,472	713	12%	6,186
INFINITY BIOLOGIX LLC (GINKO BIOWORKS)	13	5,996	150	2%	6,159
HIALEAH HOSPITAL	4	4,770	1,363	22%	6,137
ADVENTHEALTH CENTRA CARE CLERMONT		5,187	901	15%	6,088
BAPTIST HEALTH SOUTH FLORIDA - DORAL URGENT CARE		4,837	1,231	20%	6,068
ADVENTHEALTH CENTRA CARE WINTER PARK		5,420	582	10%	6,002
ADVENTHEALTH CENTRA CARE WINTER GARDEN	1	5,351	650	11%	6,002
UNKNOWN	3	3,234	2,760	46%	5,997
ST JOSEPHS NORTH HOSPITAL LAB	7	5,112	820	14%	5,939
OVIEDO MEDICAL CENTER		5,278	608	10%	5,886
BAPTIST HEALTH - NASSAU		5,531	325	6%	5,856
BAYFRONT HEALTH - VENICE REGIONAL MEDICAL	1	5,338	505	9%	5,844
ADVENTHEALTH CENTRA CARE DR PHILLIPS		5,304	522	9%	5,826
IMPERIAL POINT MEDICAL CENTER		5,295	485	8%	5,780
ADVENTHEALTH CENTRA CARE LAKE LAND	1	4,989	759	13%	5,749
HOLIDAY CVS LLC		5,444	264	5%	5,708
SOLARIS DIAGNOSTICS	9	5,040	551	10%	5,600
ATLANTIS URGENT CARE	1	4,056	1,486	27%	5,543
ADVENTHEALTH CENTRA CARE LEE ROAD		4,963	553	10%	5,516
ST PETERSBURG GENERAL HOSPITAL		4,651	865	16%	5,516
FORT WALTON BEACH MEDICAL CENTER		4,686	829	15%	5,515
TROPICANA FIELD - LOT 2	19	4,908	482	9%	5,409
BAYFRONT HEALTH - PORT CHARLOTTE		4,962	445	8%	5,407
ADVENTHEALTH CENTRA CARE HUNTERS CREEK	3	4,631	768	14%	5,402
SUNRISE MEDICAL LABORATORIES	2	4,936	361	7%	5,299
EMERALD COAST URGENT CARE		3,995	1,288	24%	5,283



# COVID-19: testing by laboratory

Data through Feb 8, 2021 verified as of Feb 9, 2021 at 09:25 AM

Data in this report are provisional and subject to change.

The numbers in the table below represent the number of Florida and non-Florida residents for whom test results were received by the Department of Health. A person can be tested by more than one laboratory and can have both positive and negative results. **Therefore, the sum of the numbers in each column will be larger than the total number of people tested.**

Reporting lab	Inconclusive	Negative	Positive	Percent positive	Total
BAPTIST HEALTH SOUTH FLORIDA - PEMBROKE PINES URGENT CARE		4,415	864	16%	5,279
COMMUNITY HEALTH CENTERS OF PINELLAS INC		4,194	1,082	21%	5,276
MARTIN HOSPITAL SOUTH LAB		4,966	282	5%	5,248
SOUTH FLORIDA BAPTIST HOSPITAL MICRO	4	4,386	836	16%	5,226
MEDEXPRESS URGENT CARE OF BOYNTON BEACH LLC		4,886	318	6%	5,204
FLORIDA HOSPITAL NORTH PINELLAS	11	4,718	419	8%	5,148
CLINICAL REFERENCE LABORATORY	2	4,895	250	5%	5,147
ADVENTHEALTH CENTRA CARE SANFORD		4,549	578	11%	5,127
ADVENTHEALTH CENTRA CARE MOUNT DORA		4,264	858	17%	5,122
TRINITY SPRINGS		4,357	729	14%	5,086
ADVENTHEALTH CENTRA CARE LAKE MARY	2	4,414	657	13%	5,073
ADVENTHEALTH CENTRA CARE KISSIMMEE		4,536	525	10%	5,061
INDIAN RIVER MEDICAL CENTER		4,309	751	15%	5,060
SUNCOAST PATHOLOGY ASSOCIATES		4,563	428	9%	4,991
MEDEXPRESS URGENT CARE HUDSON		4,294	665	13%	4,959
ADVENTHEALTH CENTRA CARE APOPKA	1	4,286	667	13%	4,954
BAPTIST HEALTH SOUTH FLORIDA - CORAL SPRINGS URGENT CARE		4,233	685	14%	4,918
DOCTORS URGENT CARE LLC	1	3,969	906	19%	4,876
EMPIRE CITY LABORATORIES INC	53	4,088	686	14%	4,827
ACUTIS DIAGNOSTICS	17	3,877	928	19%	4,822
MEDICAL DNA LABS LLC	2	4,402	414	9%	4,818
ADVENTIST HEALTH SYSTEMS, SUNBELT INC		4,222	584	12%	4,806
PUTNAM COMMUNITY MEDICAL CENTER		4,149	651	14%	4,800
ANGEL KIDS PEDIATRICS		4,503	295	6%	4,798
PARAMOUNT URGENT CARE		2,337	2,434	51%	4,771
NCH DOWNTOWN NAPLES HOSPITAL	11	4,231	522	11%	4,764
NORTHWEST FLORIDA COMMUNITY HOSPITAL	28	3,361	1,319	28%	4,708
ADVENTHEALTH CENTRA CARE ALTAMONTE		4,123	578	12%	4,701
MICROGEN DX	4	4,014	663	14%	4,681
EGLIN AIR FORCE BASE	12	3,298	1,285	28%	4,595
NIGHT LITE PEDIATRICS	4	3,341	1,247	27%	4,592
UNIVERSITY HOSPITAL AND MEDICAL CENTER		3,496	1,080	24%	4,576
BAPTIST HEALTH - NORTH		3,526	1,004	22%	4,530
MOFFITT CANCER CENTER	6	4,381	94	2%	4,481
PRO CLINIC		3,476	985	22%	4,461
DOCTORS URGENT CARE OF LUTZ LLC	1	3,557	887	20%	4,445
NCH NORTH NAPLES HOSPITAL	6	3,835	576	13%	4,417
URGENT CARE CURE	2	3,782	629	14%	4,413
COASTAL MED URGENT CARE		2,960	1,448	33%	4,408
ADVENTHEALTH CENTRA CARE AZALEA PARK		3,745	642	15%	4,387
AHCC WESLEY CHAPEL		3,890	463	11%	4,353
ADVENTHEALTH CENTRA CARE OVIEDO		3,728	616	14%	4,344
BAPTIST HEALTH SOUTH FLORIDA - TAMiami TRAIL URGENT CARE		3,487	856	20%	4,343
PALMS OF PASADENA HOSPITAL		3,848	494	11%	4,342
THE CENTER FOR URGENT CARE	3	3,592	732	17%	4,327
BAPTIST HEALTH SOUTH FLORIDA - CORAL GABLES (UNIVERSITY) URGENT CARE		3,698	586	14%	4,284

# COVID-19: testing by laboratory

Data through Feb 8, 2021 verified as of Feb 9, 2021 at 09:25 AM

Data in this report are provisional and subject to change.

The numbers in the table below represent the number of Florida and non-Florida residents for whom test results were received by the Department of Health. A person can be tested by more than one laboratory and can have both positive and negative results. **Therefore, the sum of the numbers in each column will be larger than the total number of people tested.**

Reporting lab	Inconclusive	Negative	Positive	Percent positive	Total
MEDEXPRESS URGENT CARE - ESTERO		3,815	426	10%	4,241
WESTCHESTER HOSPITAL	23	3,351	822	20%	4,196
ESCAMBIA COMMUNITY CLINICS INC	7	3,088	1,099	26%	4,194
DOCTORS HOSPITAL OF SARASOTA CLINICAL LABORATORY		3,649	540	13%	4,189
MEASE DUNEDIN HOSPITAL	5	3,762	408	10%	4,175
BAPTIST HEALTH SOUTH FLORIDA - KENDALE LAKES URGENT CARE		3,342	830	20%	4,172
ADVENTHEALTH CENTRA CARE SOUTH ORANGE		3,561	600	14%	4,161
QDX PATHOLOGY SERVICES	2	3,818	338	8%	4,158
BAPTIST HEALTH SOUTH FLORIDA - PINECREST URGENT CARE		3,559	565	14%	4,124
HEALTH FIRST ADVENTHEALTH CENTRA CARE GATEWAY	1	3,700	400	10%	4,101
RAULERSON HOSPITAL		3,375	721	18%	4,096
ADVENTHEALTH CENTRA CARE ORANGE LAKE		3,605	467	11%	4,072
ADVENTHEALTH CENTRA CARE LONGWOOD		3,584	472	12%	4,056
ADVENTHEALTH CENTRA CARE PORT ORANGE		3,375	679	17%	4,054
NIGHT LITE PEDIATRICS URGENT CARE	1	3,414	637	16%	4,052
MINUTECLINIC		3,469	575	14%	4,044
BAPTIST HEALTH SOUTH FLORIDA - CORAL GABLES URGENT CARE		3,357	670	17%	4,027
MINUTECLINIC LLC #3703		3,365	660	16%	4,025
PHYSICIANS REGIONAL MEDICAL CENTER - PINE RIDGE RD	1	3,265	725	18%	3,991
HEALTH FIRST ADVENTHEALTH CENTRA CARE TITUSVILLE		3,561	426	11%	3,987
FLORIDA FAMILY LABORATORY, INC DBA	28	3,607	348	9%	3,983
ADVENT HEALTH - HEART OF FLORIDA ER	1	3,390	589	15%	3,980
PEDIATRIC HEALTH CARE ALLIANCE PA		3,627	346	9%	3,973
MEDEXPRESS URGENT CARE - ROYAL PALM BEACH		3,586	376	9%	3,962
TALLAHASSEE PRIMARY CARE ASSOCIATES		3,414	503	13%	3,917
MEDEXPRESS URGENT CARE - GOLDEN GATE		3,493	408	10%	3,901
ADVENTHEALTH CENTRA CARE SAND LAKE		3,489	394	10%	3,883
BAPTIST HEALTH SOUTH FLORIDA - PALMETTO BAY URGENT CARE		3,266	616	16%	3,882
MEDEXPRESS URGENT CARE PALM BEACH GARDENS		3,578	297	8%	3,875
ADVENTHEALTH CENTRA CARE LEESBURG		3,074	754	20%	3,828
US BIOTEK LABORATORIES	13	3,449	359	9%	3,821
FLORIDA COMMUNITY HEALTH CENTER		2,979	806	21%	3,785
BETHESDA HOSPITAL WEST		3,395	380	10%	3,775
BAYFRONT HEALTH - SEVEN RIVERS		3,369	339	9%	3,708
GENESIS DIAGNOSTICS		3,459	238	6%	3,697
BAYA PHARMACY & URGENT CARE		2,675	1,012	27%	3,687
MEMORIAL HOSPITAL- MIRAMAR	12	3,381	282	8%	3,675
TWIN CITIES HOSPITAL	1	3,201	469	13%	3,671
PREMIER URGENT CARE OF BREVARD LLC	3	3,181	462	13%	3,646
ASCENSION SACRED HEART - EMERALD COAST		2,988	657	18%	3,645
CLARITY LAB SOLUTIONS LLC		3,608	4	0%	3,612
LEE HEALTH CONVENIENT CARE - PAGE FIELD		3,043	502	14%	3,545
MEDEXPRESS URGENT CARE - LAKELAND		3,129	412	12%	3,541
ADVENTHEALTH EXPRESS CARE		2,768	722	21%	3,490
SIPARADIGM LLC	26	3,226	214	6%	3,466
URGENT CARE OF THE PALM BEACHES		2,748	685	20%	3,433

# COVID-19: testing by laboratory

Data through Feb 8, 2021 verified as of Feb 9, 2021 at 09:25 AM

Data in this report are provisional and subject to change.

The numbers in the table below represent the number of Florida and non-Florida residents for whom test results were received by the Department of Health. A person can be tested by more than one laboratory and can have both positive and negative results. **Therefore, the sum of the numbers in each column will be larger than the total number of people tested.**

Reporting lab	Inconclusive	Negative	Positive	Percent positive	Total
DOCTORS TEST CENTERS		2,971	413	12%	3,384
PARAMOUNT URGENT CARE - WINDERMERE		2,073	1,309	39%	3,382
BAPTIST HEALTH SOUTH FLORIDA - DAVIE URGENT CARE		2,801	579	17%	3,380
LABORATORY OF FLORIDA LLC	40	3,091	247	7%	3,378
BAYFRONT HEALTH - BROOKSVILLE		2,964	410	12%	3,374
ADVENTHEALTH PROMPT CARE	1	2,362	977	29%	3,340
MEDCOMP SCIENCES LLC	47	1,633	1,656	50%	3,336
ADVENTHEALTH CENTRA CARE		2,960	376	11%	3,336
MIDWAY SPECIALTY CARE CENTER DIAGNOSTICS	38	3,056	234	7%	3,328
DESOTO MEMORIAL HOSPITAL	3	2,682	582	18%	3,267
ADVENTHEALTH CENTRA CARE COLONIAL TOWN	2	2,901	355	11%	3,258
ENGLEWOOD COMMUNITY HOSPITAL		2,935	317	10%	3,252
LAKEVIEW MEDICAL CENTER		2,503	715	22%	3,218
ACCU REFERENCE MEDICAL LAB	9	2,490	707	22%	3,206
BAPTIST HEALTH SOUTH FLORIDA - WESTON URGENT CARE		2,836	367	11%	3,203
VENTURE MEDICAL OF FLORIDA LLC		2,958	235	7%	3,193
AMELIA URGENT CARE		1,647	1,516	48%	3,163
BAYFRONT HEALTH - PUNTA GORDA		2,865	233	8%	3,098
BARTOW REGIONAL MEDICAL CENTER	1	2,591	492	16%	3,084
BAPTIST HEALTH URGENT CARE AT SAWGRASS		2,505	485	16%	2,990
PRECISION HEALTH SOLUTIONS		2,861	129	4%	2,990
BAPTIST HEALTH SOUTH FLORIDA - BRICKELL URGENT CARE		2,454	511	17%	2,965
HIGHLANDS REGIONAL MEDICAL CENTER		2,279	684	23%	2,963
MINUTECLINIC LLC # 0709		2,492	444	15%	2,936
MEDEXPRESS URGENT CARE CAPE CORAL		2,499	435	15%	2,934
HEALTH FIRST ADVENTHEALTH CENTRA CARE COCOA		2,641	270	9%	2,911
BAYFRONT HEALTH - SPRING HILL		2,633	267	9%	2,900
VETERANS AFFAIRS MEDICAL CENTER - ORLANDO	1	1,343	1,551	54%	2,895
STONE CLINICAL LABORATORIES		2,790	96	3%	2,886
WALGREENS ORLANDO	3	2,523	340	12%	2,866
WALGREEN CO	2	2,534	321	11%	2,857
SELECT LABORATORIES - MARION COUNTY, FL LLC	5	2,551	288	10%	2,844
ADVENTIST HEALTH SYSTEMS SUNBELT IN DBA		2,520	280	10%	2,800
PHARMCO RX	2	2,560	223	8%	2,785
HOLIDAY CVS LLC DBA CVS PHARMACY #5154		2,703	74	3%	2,777
MEDEXPRESS URGENT CARE - DELAND		2,462	290	11%	2,752
MEMORIAL HOSPITAL PEMBROKE	3	2,393	319	12%	2,715
MINUTECLINIC LLC		2,304	405	15%	2,709
SPORTS DRUG TESTING LABORATORY	47	2,563	95	4%	2,705
HEALTH FIRST ADVENTHEALTH CENTRA CARE MALABAR		2,419	272	10%	2,691
CITRUS MEMORIAL HOSPITAL LABORATORY		2,246	437	16%	2,683
BMCT Molecular Diagnostics Subsection		2,206	473	18%	2,679
MEDEXPRESS URGENT CARE LEHIGH ACRES		2,289	345	13%	2,634
EMERALD COAST URGENT CARE, LLC	1	1,968	659	25%	2,628
PALMS MEDICAL GROUP	5	1,693	884	34%	2,582
ADVENTHEALTH CENTRA CARE KIDS LAKE MARY		2,381	195	8%	2,576

# COVID-19: testing by laboratory

Data through Feb 8, 2021 verified as of Feb 9, 2021 at 09:25 AM

Data in this report are provisional and subject to change.

The numbers in the table below represent the number of Florida and non-Florida residents for whom test results were received by the Department of Health. A person can be tested by more than one laboratory and can have both positive and negative results. **Therefore, the sum of the numbers in each column will be larger than the total number of people tested.**

Reporting lab	Inconclusive	Negative	Positive	Percent positive	Total
ADVENT HEALTH - OCALA		2,124	445	17%	2,569
BRASHEAR'S VITAL CARE CORP		1,989	564	22%	2,553
PRIMEHEALTH URGENT CARE INC		2,185	356	14%	2,541
VERILY LIFE SCIENCES		2,501	23	1%	2,524
ADVENT HEALTH - NEW SMYRNA		1,972	539	21%	2,511
NXGEN MDX LLC	4	2,230	274	11%	2,508
ADVENT HEALTH CENTRA CARE -WINTER PARK KIDS URGENT CARE	4	2,258	230	9%	2,492
MARINERS HOSPITAL		2,242	247	10%	2,489
MINUTECLINIC LLC #3631		2,085	399	16%	2,484
BAPTIST HEALTHCARE - GULF BREEZE HOSPITAL	3	2,026	429	17%	2,458
EMERALD COAST URGENT CARE LLC		1,804	653	27%	2,457
BAPTIST HEALTH EMERGENCY CENTER COUNTRY WALK	1	2,060	392	16%	2,453
BAPTIST HEALTH - CLAY		2,088	360	15%	2,448
MINUTECLINIC LLC 5852		2,066	380	16%	2,446
MINUTECLINIC LLC #8396		2,084	354	15%	2,438
SCION LAB SERVICES LLC	23	2,231	183	8%	2,437
MC DIAGNOSTIC OF CONNECTICUT, PC #2220		2,041	362	15%	2,403
MEDONE PLLC		1,783	574	24%	2,357
MINUTECLINIC LLC #1067		2,032	322	14%	2,354
BAPTIST HEALTH - OAKLEAF		1,917	418	18%	2,335
ACCESS POINT HEALTHCARE URGENT & PRIMARY CARE	2	1,728	599	26%	2,329
MEDEXPRESS FORT MYERS		2,031	291	13%	2,322
GESSLER CLINIC		1,520	801	35%	2,321
COMMUNITY HEALTH NORTHWEST FLORIDA	4	1,764	547	24%	2,315
PARAMOUNT URGENT CARE - OVIEDO		1,561	750	32%	2,311
LEE HEALTH - COCONUT POINT CLINICAL LAB	2	1,872	433	19%	2,307
PHYSICIANS STAT LAB	3	1,066	1,235	54%	2,304
PHYSICIAN ASSOCIATES		2,065	234	10%	2,299
BAPTIST HEALTH SOUTH FLORIDA - MIAMI BEACH URGENT CARE		1,954	329	14%	2,283
PROHEALTH	1	812	1,453	64%	2,266
MINUTECLINIC LLC #5249		1,763	487	22%	2,250
PRIMEHEALTH URGENT CARE	1	1,865	360	16%	2,226
MEDEXPRESS URGENT CARE CORAL SPRINGS		1,988	227	10%	2,215
QUICK CARE MED PL	2	1,747	452	21%	2,201
PHYSICIANS REGIONAL MEDICAL CENTER - COLLIER BLVD	1	1,526	667	30%	2,194
PARAMOUNT URGENT CARE - ORLANDO		1,370	812	37%	2,182
MINUTE CLINIC LLC		1,879	301	14%	2,180
MINUTECLINIC LLC #3463		1,810	366	17%	2,176
ALTRU DIAGNOSTICS INC	2	2,019	132	6%	2,153
MEDEXPRESS URGENT CARE - VERO BEACH		1,873	272	13%	2,145
MINUTECLINIC LLC #5253		1,775	368	17%	2,143
LOWER KEYS MEDICAL CENTER		1,890	245	11%	2,135
SACRED HEART HEALTH SYSTEM, INC	1	1,375	752	35%	2,128
MINUTECLINIC LLC #4415		1,740	354	17%	2,094
MEDEXPRESS URGENT CARE - CLEWISTON		1,749	341	16%	2,090
PARAMOUNT URGENT CARE INC		602	1,469	71%	2,071

# COVID-19: testing by laboratory

Data through Feb 8, 2021 verified as of Feb 9, 2021 at 09:25 AM

Data in this report are provisional and subject to change.

The numbers in the table below represent the number of Florida and non-Florida residents for whom test results were received by the Department of Health. A person can be tested by more than one laboratory and can have both positive and negative results. **Therefore, the sum of the numbers in each column will be larger than the total number of people tested.**

Reporting lab	Inconclusive	Negative	Positive	Percent positive	Total
HOLMES REG MED CENTER CLINICAL LAB		1,726	323	16%	2,049
CARENOW URGENT CARE		1,152	879	43%	2,031
DONALD W ROBERTSON DO PA		1,562	457	23%	2,019
ADVENTHEALTH CENTRA CARE CONWAY		1,697	321	16%	2,018
ASSOCIATED PATHOLOGISTS, LLC	3	1,648	364	18%	2,015
MINUTECLINIC LLC #5854		1,643	311	16%	1,954
DOC SMILEY'S URGENT CARE		1,706	247	13%	1,953
TAMPA COMMUNITY HOSPITAL		1,639	306	16%	1,945
MINUTECLINIC LLC #5190		1,583	356	18%	1,939
FLORIDA MEDICAL CLINIC	3	938	992	51%	1,933
DR G'S URGENT CARE		1,663	247	13%	1,910
BAY MEDICAL CENTER SACRED HEART HEALTH SYSTEM		1,404	501	26%	1,905
MEDFAST URGENT CARE CENTERS LLC		563	1,322	70%	1,885
UNIVERSITY OF NORTH FLORIDA STUDENT HEALTH		1,819	59	3%	1,878
MARION E FETHER MEDICAL CENTER, THE		1,716	160	9%	1,876
GENUS3		1,797	71	4%	1,868
FLOWERS HOSPITAL		1,682	185	10%	1,867
MEDEXPRESS URGENT CARE BOCA RATON		1,685	155	8%	1,840
DYNIX DIAGNOSTIX		1,533	306	17%	1,839
AMELIA EXPRESS CARE LLC	10	1,563	262	14%	1,835
ASCENSION SACRED HEART - GULF		1,356	471	26%	1,827
MEDEXPRESS PORT CHARLOTTE		1,643	160	9%	1,803
MINUTECLINIC LLC #7886		1,541	253	14%	1,794
ADVENT HEALTH - DADE CITY		1,535	226	13%	1,761
INTELEX LABS, LLC		1,690	56	3%	1,746
MINUTECLINIC LLC #3662		1,470	255	15%	1,725
JW PLASTIC SURGERY		1,449	244	14%	1,693
MINUTECLINIC LLC #5214		1,416	241	15%	1,657
PARRISH MEDICAL CENTER	1	1,435	217	13%	1,653
JACKSON HOSPITAL CLINICAL LABORATORY		1,391	260	16%	1,651
BOND URGENT CARE LLC		1,222	429	26%	1,651
IGENOMIX USA LLC	46	1,450	153	9%	1,649
MINUTECLINIC LLC #5069		1,342	307	19%	1,649
MARTIN HEALTH SYSTEM - ST LUCIE WEST		1,478	163	10%	1,641
SPARROW HEALTHCARE	2	1,393	245	15%	1,640
MINUTECLINIC LLC # 0514		1,429	208	13%	1,637
BARDMOOR LABORATORY	9	1,382	234	14%	1,625
NORTH SHORE LONG ISLAND JEWISH HEALTH		1,541	80	5%	1,621
MINUTECLINIC LLC #7887		1,431	189	12%	1,620
MINUTECLINIC LLC #1771		1,347	271	17%	1,618
CHARLES AIESI CONSULTING INC	8	1,411	197	12%	1,616
MINUTECLINIC, LLC #4015		1,200	414	26%	1,614
NCH NORTHEAST	7	1,227	371	23%	1,605
PATIENTS FIRST - THOMASVILLE ROAD		1,415	186	12%	1,601
MINUTECLINIC LLC # 3930		1,345	253	16%	1,598
MINUTECLINIC LLC #4458		1,255	335	21%	1,590

# COVID-19: testing by laboratory

Data through Feb 8, 2021 verified as of Feb 9, 2021 at 09:25 AM

Data in this report are provisional and subject to change.

The numbers in the table below represent the number of Florida and non-Florida residents for whom test results were received by the Department of Health. A person can be tested by more than one laboratory and can have both positive and negative results. **Therefore, the sum of the numbers in each column will be larger than the total number of people tested.**

Reporting lab	Inconclusive	Negative	Positive	Percent positive	Total
OPTEO LABORATORY		1,551	34	2%	1,585
MINUTECLINIC LLC #3705		1,354	221	14%	1,575
MELBOURNE MEDICAL LABORATORY	2	1,365	202	13%	1,569
MINUTECLINIC LLC #1055		1,227	341	22%	1,568
DOC SMILEYS URGENT CARE LLC		1,269	293	19%	1,562
SHELL POINT NURSING PAVILION	1	1,479	69	4%	1,549
EMERGENCY PHYSICIANS MEDICAL CENTER		558	984	64%	1,542
CAREFAST+		868	671	44%	1,539
LABTECH DIAGNOSTIC		1,259	278	18%	1,537
MINUTECLINIC LLC #3814		1,247	282	18%	1,529
NCHMD INC		1,248	276	18%	1,524
MINUTECLINIC LLC # 3686		1,307	215	14%	1,522
MINUTECLINIC LLC #3003		1,177	316	21%	1,493
Community_Health		1,297	186	13%	1,483
ASSURANCE SCIENTIFIC LABORATORIES	1	1,201	281	19%	1,483
MINUTECLINIC LLC #7225		1,264	213	14%	1,477
PENSACOLA PEDIATRICS PA	1	1,317	156	11%	1,474
NEIGHBORHOOD MEDICAL CENTER INC	16	1,295	162	11%	1,473
MINI ER WATERFORD LAKES, THE		1,241	228	16%	1,469
LAKE WALES MEDICAL CENTER INC		1,264	188	13%	1,452
MINUTECLINIC LLC #3291		1,260	189	13%	1,449
MINUTECLINIC LLC #7973		1,246	203	14%	1,449
ADVANCE MEDICAL OF NAPLES		326	1,120	77%	1,446
UHEALTH DEERFIELD BEACH/UMSYLVESTER DEERFIELD BEACH LABORATORY	3	1,380	55	4%	1,438
MINUTECLINIC, LLC #3204		1,167	263	18%	1,430
MINUTECLINIC, LLC (CLINIC 10699)		1,198	227	16%	1,425
GENESIS LABORATORY MANAGEMENT	11	1,196	218	15%	1,425
MINUTECLINIC LLC #7173		1,236	186	13%	1,422
BIOCERNA LLC	9	1,248	164	12%	1,421
BAPTIST HEALTH SOUTH FLORIDA - COUNTRY WALK URGENT CARE EXPRESS		1,215	205	14%	1,420
PATIENTS CHOICE LABORATORIES		829	588	41%	1,417
LABORATORY SPECIALISTS OF MICHIGAN		1,166	250	18%	1,416
MINUTECLINIC LLC #3257		1,137	255	18%	1,392
WHOLE FAMILY HEALTH CENTER INC		1,101	265	19%	1,366
ASCENSION ST VINCENT'S - SOUTHSIDE		1,309	49	4%	1,358
WHITE WILSON MEDICAL CENTER		162	1,188	88%	1,350
BAYFRONT HEALTH - CITRUS HILLS		1,136	201	15%	1,337
MEDIQUICK URGENT CARE CENTERS INC		902	434	32%	1,336
MINUTECLINIC LLC # 7933		1,152	179	13%	1,331
AFC PHYSICIANS OF FLORIDA		962	363	27%	1,325
MINUTECLINIC LLC #3635		1,148	175	13%	1,323
BAPTIST HEALTH SOUTH FLORIDA - KEY BISCANE URGENT CARE EXPRESS		1,160	162	12%	1,322
MINUTECLINIC, LLC #5817		1,060	258	20%	1,318
MINUTECLINIC LLC #3748		1,044	273	21%	1,317
ARCPPOINT LABS		778	533	41%	1,311
MINUTECLINIC LLC #5216		1,103	206	16%	1,309

# COVID-19: testing by laboratory

Data through Feb 8, 2021 verified as of Feb 9, 2021 at 09:25 AM

Data in this report are provisional and subject to change.

The numbers in the table below represent the number of Florida and non-Florida residents for whom test results were received by the Department of Health. A person can be tested by more than one laboratory and can have both positive and negative results. **Therefore, the sum of the numbers in each column will be larger than the total number of people tested.**

Reporting lab	Inconclusive	Negative	Positive	Percent positive	Total
COASTAL LABORATORIES	1	1,026	281	21%	1,308
MINUTECLINIC LLC #4024		1,103	201	15%	1,304
MINUTECLINIC LLC #3285		1,108	189	15%	1,297
MINUTECLINIC LLC #3654		1,043	252	19%	1,295
PHYSICIANS PRIMARY CARE	2	1,082	196	15%	1,280
TEMPUS CLINICAL LABORATORY	10	1,127	142	11%	1,279
BAPTIST HEALTH EMERGENCY CENTER AT WEST CORAL WAY		976	297	23%	1,273
MEDEXPRESS URGENT CARE - JAX ATLANTIC BLVD		1,087	185	15%	1,272
AMELIA EXPRESS CARE		710	558	44%	1,268
WELLINGTON REGIONAL MEDICAL CENTER		1,129	138	11%	1,267
MINUTECLINIC LLC #5924		1,041	224	18%	1,265
UNIVERSITY OF ALABAMA AT BIRMINGHAM		1,228	34	3%	1,262
MINUTECLINIC LLC #3648		1,017	240	19%	1,257
MINUTECLINIC LLC #4612		970	280	22%	1,250
MINUTECLINIC LLC #3255		1,035	213	17%	1,248
KEYS AHEC SCHOOL MEDICAL CLINIC	7	1,153	87	7%	1,247
NYU HOSPITALS CENTER CLINICAL LABORATORIES		1,196	39	3%	1,235
MINUTECLINIC LLC #1821		1,101	131	11%	1,232
BAPTIST HEALTHCARE - JAY HOSPITAL		880	345	28%	1,225
TREASURE COAST MEDICAL ASSOCIATES INC		733	484	40%	1,217
CLINICORE		1,124	91	7%	1,215
MINUTECLINIC LLC #4201		1,060	149	12%	1,209
VAVA PARTNERS LLC		439	763	63%	1,202
ACCESS MEDICAL LABS		746	448	38%	1,194
ED FRASER MEMORIAL HOSPITAL		962	231	19%	1,193
ELLENTON URGENT CARE		956	231	19%	1,187
PREMIER MEDICAL		1,097	90	8%	1,187
SMA LAB	8	1,039	139	12%	1,186
PROJECT HEALTH, INC SUMTERVILLE	5	971	210	18%	1,186
UHEALTH CLINIC AT WALGREENS		958	225	19%	1,183
MINUTECLINIC LLC #1807		981	202	17%	1,183
TOM LEE COMMUNITY HEALTH CENTER		804	378	32%	1,182
HOLIDAY CVS LLC DBA CVSPHARMACY #5155		1,117	47	4%	1,164
OPTUM LABS LLC		1,017	145	12%	1,162
JUPITER MEDICAL CENTER URGENT CARE		820	342	29%	1,162
BLUE MED CONSULTANTS		1,118	32	3%	1,150
PEDIATRIC HEALTH CARE ALLIANCE - NORTHDAL		1,040	105	9%	1,145
MINUTECLINIC LLC # 3579		975	165	14%	1,140
VERITAS GENETICS	61	942	119	11%	1,122
CAPSTONE HEALTHCARE		791	329	29%	1,120
EPN URGENT CARE NAPLES	2	773	334	30%	1,109
LAB24 INC	3	436	666	60%	1,105
STAGEZERO LIFE SCIENCES INC	3	1,001	98	9%	1,102
PARAMOUNT URGENT CARE VILLAGES		748	342	31%	1,090
FLORIDA DEPARTMENT OF HEALTH IN POLK COUNTY	2	822	260	24%	1,084
XYZ LABORATORY	8	930	142	13%	1,080



# COVID-19: testing by laboratory

Data through Feb 8, 2021 verified as of Feb 9, 2021 at 09:25 AM

Data in this report are provisional and subject to change.

The numbers in the table below represent the number of Florida and non-Florida residents for whom test results were received by the Department of Health. A person can be tested by more than one laboratory and can have both positive and negative results. **Therefore, the sum of the numbers in each column will be larger than the total number of people tested.**

Reporting lab	Inconclusive	Negative	Positive	Percent positive	Total
NORTH FLORIDA PEDIATRICS-TALLAHASSEE	1	984	94	9%	1,079
ADVANCED DIAGNOSTIC LABORATORY		1,016	47	4%	1,063
SOLARIS HEALTHCARE PALATKA		962	101	10%	1,063
RAINBOW RIVER MEDICAL LABORATORY		977	83	8%	1,060
ST ANNES NURSING CENTER		1,032	23	2%	1,055
KETAMINE HEALTH CENTERS LLC		942	93	9%	1,035
MINUTECLINIC LLC #476		859	170	17%	1,029
MINUTECLINIC LLC #3637		776	252	25%	1,028
MINUTECLINIC, LLC #3245		796	229	22%	1,025
PALM HARBOR PHARMACY		884	138	14%	1,022
MINUTECLINIC LLC #3236		858	159	16%	1,017
HEALTH CARE DISTRICT OF PALM BEACH COUNTY	1	842	158	16%	1,001
COASTAL PEDIATRIC GROUP		867	134	13%	1,001
VERITOR		850	148	15%	998
AFC PHYSICIANS OF FLORIDA PA		700	297	30%	997
NAPLES URGENT CARE	1	617	376	38%	994
LAKELAND REGIONAL HEALTH - PWC/OB		36	954	96%	990
MINUTECLINIC LLC #1350		836	154	16%	990
STEWART REFERENCE LABORATORY	1	568	416	42%	985
FLAGLER HOSPITAL LABORATORY	8	34	923	96%	965
PROFESSIONAL HEALTH EXAMINERS DBA PROHEALTH	1	771	190	20%	962
MINUTECLINIC LLC #8381		807	152	16%	959
GENEIQ		908	51	5%	959
PARAMOUNT URGENT CARE - CLERMONT		686	262	28%	948
PRIMARY CARE OF THE TREASURE COAST		826	119	13%	945
PATIENTS FIRST LAKE ELLA MEDICAL CENTER		820	119	13%	939
ADVANCED MEDICAL OF NAPLES LLC		828	108	12%	936
CAREFAST MURABELLA		501	426	46%	927
VRL EUROFINIS - DALLAS		913	13	1%	926
GENE TOX WORLDWIDE	60	736	125	14%	921
OPTUMCARE FLORIDA LLC		711	209	23%	920
LENCO MEDICAL LABORATORY		872	41	4%	913
MINUTECLINIC LLC #1815		780	133	15%	913
READY RESPONDERS FLORIDA, PLLC		777	130	14%	907
FAST TRACK URGENT CARE CENTER		4	893	100%	897
MINUTECLINIC, LLC # 4469		746	150	17%	896
CAREMED CLINIC LLC	1	661	234	26%	896
NORTH FLORIDA PEDIATRICS - LAKE CITY		697	199	22%	896
ADDICTION LABS OF AMERICA	3	821	71	8%	895
GENOME LLC	2	812	76	9%	890
ARCPPOINT LABS OF CORAL SPRINGS FL		792	98	11%	890
PALM BAY HOSPITAL CLINICAL LABORATORY		600	290	33%	890
FIU-HEALTH AUXILIARY LABORATORY	5	814	69	8%	888
HENDRY REGIONAL MEDICAL CENTER CLINICAL LABORATORY		673	214	24%	887
INTEGRITY LABORATORIES, LLC	2	717	158	18%	877
LITTLE PINE PEDIATRICS		641	235	27%	876



# COVID-19: testing by laboratory

Data through Feb 8, 2021 verified as of Feb 9, 2021 at 09:25 AM

Data in this report are provisional and subject to change.

The numbers in the table below represent the number of Florida and non-Florida residents for whom test results were received by the Department of Health. A person can be tested by more than one laboratory and can have both positive and negative results. **Therefore, the sum of the numbers in each column will be larger than the total number of people tested.**

Reporting lab	Inconclusive	Negative	Positive	Percent positive	Total
XPRESS URGENT CARE	4	735	136	16%	875
HISTOPATHOLOGY SERVICES, LLC		771	97	11%	868
TACACHALE CLINICAL LABORATORY	1	816	46	5%	863
ER QUICKCARE PL		723	139	16%	862
MINUTECLINIC LLC #6007		719	129	15%	848
EUROFINS NTD, LLC		803	38	5%	841
TYNDALL AIR FORCE BASE		643	196	23%	839
PROFESSIONAL HEALTH EXAMINERS		713	120	14%	833
MINUTECLINIC, LLC DBA MINUTECLINIC #4717		797	29	4%	826
FIRST QUALITY LABORATORY		779	47	6%	826
THE HEALTH CENTER OF PLANT CITY		752	69	8%	821
APALACHEE CORRECTIONAL INSTITUTION EAST UNIT		804	17	2%	821
RIVER TOWN DIAGNOSTIC LLC		600	219	27%	819
BAYFRONTVENICEREGIONAL		763	55	7%	818
FLORIDA HOSPITAL ORLANDO		743	74	9%	817
PHAROS HEALTH		623	188	23%	811
MOLECULAR TESTING LABS		758	53	7%	811
ASCENSION ST VINCENT'S - CLAY		775	35	4%	810
NORTH FLORIDA PEDIATRICS PA - SUWANNEE	3	686	116	14%	805
COVANCE CLINICAL RESEARCH UNIT INC		778	21	3%	799
MYTEST DIAGNOSTICS		744	55	7%	799
NITE LITE PEDIATRICS		234	563	71%	797
BROWNWOOD CARE CENTER		712	77	10%	789
LEE COUNTY EMERGENCY MEDICAL SERVICE		685	101	13%	786
CVS HEALTH		558	223	29%	781
DEPARTMENT OF CLINICAL LABS		762	17	2%	779
MIAMI JEWISH HEALTH SYSTEMS		723	49	6%	772
DYNIX DIAGNOSTICS	2	524	244	32%	770
C.W. BILL YOUNG VA MEDICAL CENTER	1	20	748	97%	769
STEWART ROCKLEDGE HOSPITAL		603	166	22%	769
VRL EUROFINS		738	27	4%	765
BAPTIST HEALTH - MD ANDERSON CANCER CENTER		759	5	1%	764
MACDILL AIR FORCE BASE		710	51	7%	761
NONE		308	449	59%	757
COASTAL PHYSICIANS, LLC		605	150	20%	755
NORTH OKALOOSA MEDICAL CENTER		434	315	42%	749
UNIVERSITY OF WEST FLORIDA STUDENT HEALTH SERVICES	1	624	120	16%	745
LPG COCONUT POINT		606	133	18%	739
MEDICAL CONSULTANTS OF FLORIDA, LLC	1	605	131	18%	737
Point of Care Testing	1	114	619	84%	734
MINUTECLINIC LLC #8927		605	127	17%	732
INTERLACHEN PEDIATRICS		698	31	4%	729
SANTA ROSA MEDICAL GROUP		575	151	21%	726
ADVENT HEALTH LAB - ORLANDO		430	294	41%	724
VITAS HEALTHCARE CORPORATION OF FLA		716	4	1%	720
NORTHEAST FLORIDA NEUROLOGY CLINICS, INC		604	112	16%	716

# COVID-19: testing by laboratory

Data through Feb 8, 2021 verified as of Feb 9, 2021 at 09:25 AM

Data in this report are provisional and subject to change.

The numbers in the table below represent the number of Florida and non-Florida residents for whom test results were received by the Department of Health. A person can be tested by more than one laboratory and can have both positive and negative results. **Therefore, the sum of the numbers in each column will be larger than the total number of people tested.**

Reporting lab	Inconclusive	Negative	Positive	Percent positive	Total
DISNEY COVID TEST SITE		703	11	2%	714
Tampa Lakes Health and Rehabilitation Center	2	640	69	10%	711
PROHEALTH MEDICAL CLINIC		129	580	82%	709
FISHERMENS HOSPITAL CLINICAL LAB		642	66	9%	708
PROJECT HEALTH INC	2	587	119	17%	708
MIDWAY SPECIALLY CARE CENTER		482	220	31%	702
PEDIATRICS OF CENTRAL FLORIDA PA	19	640	42	6%	701
ANY LAB TEST NOW	1	462	237	34%	700
NORTH FLORIDA PEDIATRICS PA		594	103	15%	697
NORTH SHORE LIJ URGENT CARE PC		658	38	5%	696
PRIMARY CARE SERVICES AT INDIAN RIVER ESTATES		674	18	3%	692
ADVENTHEALTH CENTRA CARE WINTER HAVEN	1	262	429	62%	692
JOHNS HOPKINS ALL CHILDREN'S HOSPITAL		637	53	8%	690
MINUTECLINIC LLC #214		581	106	15%	687
PREMIER MEDICAL LABORATORY SERVICES	1	463	223	32%	687
MINUTECLINIC LLC #5187		592	94	14%	686
GROWING TOGETHER PEDIATRICS LLC		635	51	7%	686
CONSULATE HEALTH CARE OF NEW PORT RICHEY	2	564	118	17%	684
MINUTECLINIC LLC		597	86	13%	683
Victoria Nursing and Rehabilitation Center		631	47	7%	678
INTERLACHEN PEDIATRICS PA		648	30	4%	678
CATALYST WALK IN CLINIC		541	137	20%	678
KENDALL HEALTHCARE PROPERTIES DBA	2	648	27	4%	677
ORLANDO HEALTH AND REHAB CENTER		633	42	6%	675
MINUTECLINIC LLC #5157		563	110	16%	673
MINI ER ADULT AND PEDIATRIC URGENT CARE		574	98	15%	672
CARE ONE OF FLORIDA LLC		453	219	33%	672
USF MORSANI CENTER FOR ADVANCED HEALTH CARE		583	86	13%	669
NCH HEALTHCARE SYSTEM MICROBIOLOGY LAB		2	666	100%	668
CLINICAL PATHOLOGY LABS INC		602	65	10%	667
WILLOWBROOKE COURT AT EDGEWATER POINTE ESTATES		657	9	1%	666
VENICE REGIONAL MEDICAL CENTER		574	91	14%	665
CRUCIAL CARE EMERGENCY MEDICINE DOCTORS		515	150	23%	665
MEDICAL FP - WHOLE FAMILY HEALTH CENTER		539	119	18%	658
TREE HOUSE PEDIATRICS PLLC		591	65	10%	656
PALACE NURSING HOME & REHAB CENTER		619	36	5%	655
POINT OF CARE TESTING SITE		630	24	4%	654
MAVERICK LABS		459	188	29%	647
AMERICAN RESEARCH LABS		439	207	32%	646
SPECTOR SCIENTIFIC LAB	1	233	412	64%	646
SOLARIS HEALTHCARE CHARLOTTE HARBOR		598	46	7%	644
DOCTOR'S MEMORIAL HOSPITAL		485	157	24%	642
SUNRISE URGENT CARE ASSOCIATES LLC D/B/A	5	315	321	50%	641
CAPE CANAVERAL HOSPITAL		409	232	36%	641
ST PETERSBURG PEDIATRICS	1	565	74	12%	640
JACKSONVILLE BEACH PEDIATRIC CARE CENTER		582	57	9%	639

# COVID-19: testing by laboratory

Data through Feb 8, 2021 verified as of Feb 9, 2021 at 09:25 AM

Data in this report are provisional and subject to change.

The numbers in the table below represent the number of Florida and non-Florida residents for whom test results were received by the Department of Health. A person can be tested by more than one laboratory and can have both positive and negative results. **Therefore, the sum of the numbers in each column will be larger than the total number of people tested.**

Reporting lab	Inconclusive	Negative	Positive	Percent positive	Total
AMERICAN SCIENTIFIC LABORATORIES LLC		628	4	1%	632
REDI MED LLC		491	139	22%	630
PALM GARDEN OF PORT SAINT LUCIE		619	7	1%	626
CHILDRENS MEDICAL ASSOCIATION		561	59	10%	620
EAST LAKE PEDIATRICS		530	89	14%	619
PRIMARY CARE SOUTH INC		300	319	52%	619
LIFE CARE CENTER OF NEW PORT RICHEY		585	33	5%	618
HALIFAX MEDICAL CENTER-PORT ORANGE LAB		516	96	16%	612
LIFE CARE CENTER OF ORANGE PARK		582	30	5%	612
MANOR PINES CONVALESCENT CENTER LLC	1	589	20	3%	610
HOLY CROSS HOSPITAL		12	598	98%	610
NCHMD, INC SOUTHEAST IMMEDIATE CARE		468	142	23%	610
CREEKSIDE CARE CENTER	1	520	84	14%	605
JOHN KNOX VILLAGE HEALTH CENTER		586	19	3%	605
PRIMARY CARE SERVICES AT ST ANDREWS ESTATES		599			599
PATIENTS FIRST - MAHAN DRIVE		164	435	73%	599
MOUNT SINAI LABORATORY		572	27	5%	599
LOOP PEDIATRICS PA	3	487	106	18%	596
Crestview Rehabilitation Center	5	464	126	21%	595
VETERANS AFFAIRS MEDICAL CENTER - JAMES A HALEY			593	100%	593
WOODLANDS MEDICAL SPECIALISTS		359	232	39%	591
MAIN STREET MEDICAL CENTER		127	462	78%	589
ST JOHN'S NURSING CENTER		563	20	3%	583
FAMILY HEALTH CENTERS OF SWF LABS	2	502	79	14%	583
MID-FLORIDA PATHOLOGY		444	138	24%	582
ADVENTHEALTH MEDICAL GROUP PROMPT CARE		414	167	29%	581
GULF COAST VILLAGE		552	29	5%	581
ETHOS WELLNESS PHARMACY		539	42	7%	581
HOLMES REGIONAL MEDICAL CENTER		5	572	99%	577
GULF COAST MOLECULAR LABORATORIES	12	471	93	16%	576
GOLDEN GLADES NURSING & REHABILITATION CTR		564	11	2%	575
PALM GARDEN OF VERO BEACH		535	39	7%	574
MEDICAL VB		451	121	21%	572
BOND AND STEELE CLINIC PA		386	180	32%	566
CLEWISTON NURSING AND REHABILITATION CENTER		553	11	2%	564
TENNESSEE DOH - NASHVILLE	2	497	65	12%	564
THE PRESERVE		554	9	2%	563
SEBASTIAN RIVER MEDICAL CENTER	2	410	148	26%	560
VETERANS AFFAIRS MEDICAL CENTER		40	520	93%	560
CONSULATE HEALTHCARE OF VERO BEACH	14	467	79	14%	560
ADVENTHEALTH CENTRA CARE TRINITY		493	66	12%	559
BROAD INSTITUTE CLINICAL SEQUENCING RESEARCH PLATFORM	1	534	24	4%	559
SHORELINE PHYSICIAN GROUP		342	214	38%	556
24 HOUR PEDIATRIC CARE CENTER	1	506	47	8%	554
HMA SANTA ROSA MEDICAL CENTER LLC DBA		432	122	22%	554
CARENOW URGENT CARE - FORT PIERCE		301	251	45%	552

# COVID-19: testing by laboratory

Data through Feb 8, 2021 verified as of Feb 9, 2021 at 09:25 AM

Data in this report are provisional and subject to change.

The numbers in the table below represent the number of Florida and non-Florida residents for whom test results were received by the Department of Health. A person can be tested by more than one laboratory and can have both positive and negative results. **Therefore, the sum of the numbers in each column will be larger than the total number of people tested.**

Reporting lab	Inconclusive	Negative	Positive	Percent positive	Total
ECCOLAB GROUP	1	145	406	74%	552
The Sands at South Beach		545	4	1%	549
GOLDEN GATE FAMILY CLINIC		150	398	73%	548
LIFE CARE CENTER OF HILLIARD		533	15	3%	548
VITAE DIAGNOSTICS		534	13	2%	547
FORT MYERS INTERNAL MEDICINE, LLC		492	55	10%	547
CYPRESS VILLAGE	1	521	24	4%	546
COASTAL URGENT CARE		428	116	21%	544
Signature HealthCare Center of Waterford		515	29	5%	544
CALHOUN LIBERTY HOSPITAL		404	140	26%	544
THERADOC		152	392	72%	544
FLAGLER COUNTY HEALTH DEPARTMENT	3	421	119	22%	543
NEMOURS CHILDREN'S HOSPITAL		453	89	16%	542
NCF DIAGNOSTICS & DNA TECHNOLOGIES	15	208	318	59%	541
CITY MEDICAL OF NEW JERSEY, PC		496	45	8%	541
EXACT SCIENCES LABORATORIES, LLC		421	118	22%	539
CENTRAL FLORIDA HEALTH CARE INC		441	97	18%	538
AMERICAN MEDICAL RESPONSE		531	5	1%	536
TELESCOPE HEALTH LLC	3	431	102	19%	536
SOUTHEAST ALABAMA MEDICAL CENT		486	49	9%	535
AMERICAN FAMILY CARE PENSACOLA WEST		1	533	100%	534
LIFE CARE CENTER OF PENSACOLA		484	46	9%	530
VITAS HEALTHCARE CORP OF CENTRAL FL		510	19	4%	529
MEDICAL CENTER CLINIC-IMMEDIATE CARE	1	423	104	20%	528
J AND G MEDICAL GROUP LLC		439	89	17%	528
MED FAST URGENT CARE CENTER		260	267	51%	527
CLARITY LABS		458	69	13%	527
VETERANS AFFAIRS MEDICAL CENTER - BAY PINES		17	509	97%	526
NSPIRE HEALTHCARE MIAMI LAKES	7	504	14	3%	525
EDEN SPRINGS NURSING AND REHAB CENTER		407	110	21%	517
MANOR CARE NURSING CENTER OF SARASOTA FL LLC		429	87	17%	516
DOCTORS CENTER,THE		406	108	21%	514
VILLA MARIA NURSING & REHAB CENTER INC	1	500	11	2%	512
EMERALD SHORES HEALTH AND REHABILITATION		415	96	19%	511
ABSOLUTE GENOMICS	1	396	114	22%	511
MEDFAST URGENT CARE CENTERS		230	280	55%	510
POINT WASHINGTON MEDICAL CLINIC	1	320	188	37%	509
PENSACOLA PEDIATRICS	1	292	215	42%	508
MOORINGS PARK INSTITUTE, INC, THE		486	21	4%	507
BALDOMERO LOPEZ STATE VETERANS NURSING HOME	2	501	3	1%	506
EAST LAKE PEDIATRICS PA		463	43	8%	506
MANOR CARE HEALTH SERVICES - FT MYERS		482	22	4%	504
AFC URGENT CARE CLEARWATER	1	123	377	75%	501
DAVITA LABORATORY		426	73	15%	499
DOH - INDIAN RIVER		426	72	14%	498
MEDONE URGENT CARE AT ST. AUGUSTINE		133	363	73%	496

# COVID-19: testing by laboratory

Data through Feb 8, 2021 verified as of Feb 9, 2021 at 09:25 AM

Data in this report are provisional and subject to change.

The numbers in the table below represent the number of Florida and non-Florida residents for whom test results were received by the Department of Health. A person can be tested by more than one laboratory and can have both positive and negative results. **Therefore, the sum of the numbers in each column will be larger than the total number of people tested.**

Reporting lab	Inconclusive	Negative	Positive	Percent positive	Total
VIERA HOSPITAL, INC		379	117	24%	496
EXPRESS URGENT CARE LLC		1	494	100%	495
CLINICAL PATHOLOGY LABS		386	109	22%	495
Plantation Bay Rehabilitation Center		470	22	4%	492
PALM GARDEN OF TAMPA		463	29	6%	492
GRAND COURT TAMPA		489	3	1%	492
JACKSON MEMORIAL PERDUE MEDICAL CENTER		468	23	5%	491
BOCA GRANDE HEALTH CLINIC		465	24	5%	489
NEW YORK HOSPITAL LABORATORIES	1	474	12	2%	487
DIAMOND RIDGE HEALTH AND REHABILITATION		455	31	6%	486
HEALTH CENTER AT BRENTWOOD	1	443	42	9%	486
PEDIATRIC HEALTHCARE ALLIANCE PA		439	45	9%	484
NORTH FLORIDA MEDICAL GROUP		358	126	26%	484
JACKSON MEMORIAL LONG TERM CARE CENTER		464	19	4%	483
ENZO CLINICAL LABS INC	3	459	20	4%	482
NCH HEALTHCARE BONITA		360	122	25%	482
MAYFLOWER ASSISTED LIVING		474	6	1%	480
CONTINENTAL CLINICAL RESEARCH, LLC		455	23	5%	478
BUFFALO CROSSING HEALTHCARE & REHABILITATION CTR		462	15	3%	477
FLORIDA GULF COAST UNIVERSITY		306	171	36%	477
VETERANS AFFAIRS MEDICAL CENTER - GAINESVILLE		3	474	99%	477
WILLOW BROOKE COURT AT INDIAN RIVER ESTATES		432	44	9%	476
SABAL PALMS HEALTH AND REHAB		426	50	11%	476
VALENCIA HILLS HEALTH AND REHABILITATION CENTER		463	13	3%	476
ST CLOUD REGIONAL MEDICAL CENTER CLINICAL LAB		394	82	17%	476
MEMORIAL PEMBROKE 24/7 CARE CENTER		360	116	24%	476
NORTH FLORIDA RETIREMENT VILLAGE		470	2	0%	472
SPRING HILL HEALTH AND REHABILITATION CENTER		456	15	3%	471
SUSANNA WESLEY HEALTH CENTER		434	36	8%	470
RIVER GARDEN HEBREW HOME FOR THE AGED		415	54	12%	469
EXPRESS PHARMACY		433	35	7%	468
NAVAL HOSPITAL - JACKSONVILLE		136	331	71%	467
FLORIDA DEPARTMENT OF HEALTH CLAY COUNTY	1	369	94	20%	464
CLIFFORD CHESTER SIMS STATE VETERANS		452	9	2%	461
BROOKDALE PALMER RANCH	1	403	56	12%	460
Quest Diag Unspecifd	1	314	145	32%	460
THE PALACE AT HOMESTEAD	1	439	18	4%	458
LAUDERDALE NURSING CENTER LLC	1	436	19	4%	456
PALM GARDEN OF JACKSONVILLE	2	375	79	17%	456
FOUNTAIN MANOR HEALTH AND REHAB CENTER	1	437	18	4%	456
THE MANOR AT BLUE WATER BAY		394	60	13%	454
CLARIDGE HOUSE NURSING CENTER		437	17	4%	454
ARCPPOINTS LABS		390	64	14%	454
HARTS HARBOR HEALTH CARE CENTER		432	21	5%	453
Good Samaritan Society Kissimmee Village		388	65	14%	453
HARBOUR HEALTH CENTER		436	14	3%	450

# COVID-19: testing by laboratory

Data through Feb 8, 2021 verified as of Feb 9, 2021 at 09:25 AM

Data in this report are provisional and subject to change.

The numbers in the table below represent the number of Florida and non-Florida residents for whom test results were received by the Department of Health. A person can be tested by more than one laboratory and can have both positive and negative results. **Therefore, the sum of the numbers in each column will be larger than the total number of people tested.**

Reporting lab	Inconclusive	Negative	Positive	Percent positive	Total
RICARDO NAVARRO DO PA		383	67	15%	450
AMERICA'S PHARMACY LLC		399	51	11%	450
BALDWIN PEDIATRICS	1	417	28	6%	446
PEBBLEBROOK PHARMACY		354	92	21%	446
ADVENTHEALTH EXPRESS CARE AT WALGREENS		387	58	13%	445
PARKLANDS FACILITY INC	4	398	42	9%	444
MANOR AT CARPENTERS		416	27	6%	443
HERON POINTE HEALTH AND REHABILITATION	1	438	3	1%	442
DIAMOND RIDGE HEALTH AND REHABILITATION CENTER		420	22	5%	442
Southern Oaks Care Center	1	405	36	8%	442
SOLARIS HEALTHCARE LAKE CITY		355	85	19%	440
FLO-MEDILAB SERVICES LLC		188	251	57%	439
SMA SPECIALTY MEDICAL LAB		117	321	73%	438
BAPTIST PRIMARY CARE	2	343	93	21%	438
HILLCREST HEALTH CARE & REHABILITATION CENTER	2	424	11	3%	437
ASAP LABS LLC		305	130	30%	435
CHILDRENS MEDICAL ASSOCIATION PA		383	50	12%	433
FLORIDA DEPARTMENT OF HEALTH IN CALHOUN COUNTY		316	116	27%	432
Q ANSWER LAB	1	381	49	11%	431
NEW PLANT CITY FAMILY CARE	1	228	202	47%	431
AVECINA MEDICAL JULINGTON	1	240	189	44%	430
BROOKDALE FORT MYERS CYPRESS LAKE		429	1	0%	430
FLORIDA DEPT OF HEALTH IN BREVARD COUNTY	3	363	63	15%	429
ST ANDREWS BAY SKILLED NURSING &		369	60	14%	429
Williston Care Center		373	54	13%	427
Palm Garden of Ocala		330	96	23%	426
WEST GABLES HEALTH CARE CENTER		415	10	2%	425
NORTH VISTA HOSPITAL LABORATORY		339	86	20%	425
Solaris HealthCare Windermere		389	31	7%	420
GARCIA CLINICAL LABORATORY		28	392	93%	420
PHYSICIANS PRIMARY CARE LAB		360	60	14%	420
CARE ONE OF FLORIDA	1	283	136	32%	420
ORANGE BLOSSOM FAMILY HEALTH		397	22	5%	419
APP-UNIPATH, LLC	2	403	14	3%	419
Colonial Lakes Health Care		384	33	8%	417
CITRUS NURSING CENTER LLC		379	37	9%	416
LEHIGH REGIONAL MEDICAL CENTER LAB		371	44	11%	415
PALMETTO FAMILY HEALTHCARE	1	258	153	37%	412
NEW YORK PRESBYTERIAN - CUMC CLINICAL		394	17	4%	411
SHORE ACRES CARE CENTER		376	35	9%	411
MANOR OAKS NURSING & REHAB CENTER	4	405	2	0%	411
AFC URGENT CARE SEMINOLE			411	100%	411
ORLANDO HEALTH CENTER FOR REHABILITATION		401	10	2%	411
MEDICAL CENTER OF DELTONA, INC		329	81	20%	410
HEARTLAND PEDIATRICS OF LAKE WALES		362	48	12%	410
MINUTECLINIC LLC #3671		366	44	11%	410

# COVID-19: testing by laboratory

Data through Feb 8, 2021 verified as of Feb 9, 2021 at 09:25 AM

Data in this report are provisional and subject to change.

The numbers in the table below represent the number of Florida and non-Florida residents for whom test results were received by the Department of Health. A person can be tested by more than one laboratory and can have both positive and negative results. **Therefore, the sum of the numbers in each column will be larger than the total number of people tested.**

Reporting lab	Inconclusive	Negative	Positive	Percent positive	Total
BENTON PEDIATRICS INC		363	43	11%	406
QUICK CARE MED		286	120	30%	406
TIDE LABORATORIES		362	43	11%	405
PIONEER CLINICAL LAB LLC		332	73	18%	405
FLORIDA HOSPITAL WAUCHULA		280	124	31%	404
VITAS LUTHERAN TOWERS INPATIENT PROGRAM		340	63	16%	403
DXTERITY DIAGNOSTICS	1	378	22	5%	401
FERNANDINA BEACH REHAB AND NURSING	1	383	15	4%	399
PHYSICIANS STAT LAB INC		330	69	17%	399
PEDIATRIC HEALTHCARE ALLIANCE		370	26	7%	396
SANDBAY URGENT CARE		320	75	19%	395
MINI ER AND URGENT CARE		289	105	27%	394
AFC URGENT CARE FAMILY CARE			392	100%	392
BIO-TECH CLINICAL LABORATORIES INC		345	47	12%	392
DBI HEALTH INC		376	15	4%	391
FAMILY HEALTH CENTERS OF SOUTHWEST FLORIDA INC		329	62	16%	391
SANTA ROSA CENTER FOR REHABILITATION AND HEALING		329	62	16%	391
HOPE HOSPICE AND COMMUNITY SERVICES INC	14	364	12	3%	390
BARBER		13	376	97%	389
NORTH FLORIDA REHABILITATION & SPECIALTY CARE		383	4	1%	387
CONSULATE HEALTH CARE OF BAYONET POINT	3	377	7	2%	387
PALMS OF SEBRING		352	34	9%	386
Ocala Health and Rehabilitation Center		366	20	5%	386
PALM GARDEN OF CLEARWATER		368	18	5%	386
SOLARIS HEALTHCARE MERRITT ISLAND		346	39	10%	385
LITTLE PINE PEDIATRICS PLLC	1	331	52	14%	384
MICHAEL A MIDDLETON MD PA		368	14	4%	382
ABBAY DELRAY		376	5	1%	381
LAKELAND REGIONAL HEALTH PABLO		321	59	16%	380
FLORIDA HOSPITAL MEDICAL GROUP		256	123	32%	379
INDIAN RIVER CTR, LLC		331	46	12%	377
BAYA PHARMACY WEST		8	368	98%	376
SIGNATURE HEALTHCARE OF BROOKWOOD GARDENS		373	3	1%	376
SUWANNEE HEALTH AND REHABILITATION CENTER		369	5	1%	374
TREASURE COAST COMMUNITY HEALTH	3	313	55	15%	371
MEDONE URGENT CARE CENTER		149	222	60%	371
ORCHARD PARK HEALTH & REHABILITATION		366	5	1%	371
HENDRY REGIONAL MEDICAL CENTER		107	264	71%	371
SOLARIS HEALTHCARE OSCEOLA		350	21	6%	371
URGENT CARE BETHESDA	1	318	52	14%	371
ELLENTON PEDIATRICS		352	18	5%	370
AFC URGENT CARE TYRONE		2	367	99%	369
BREVARD HEALTH ALLIANCE		166	203	55%	369
ADVENT HEALTH - TAMPA		148	220	60%	368
UR MEDICINE LABS- CENTRAL LABORATORY		345	22	6%	367
FAIR HAVENS CENTER, OPCO		359	6	2%	365

# COVID-19: testing by laboratory

Data through Feb 8, 2021 verified as of Feb 9, 2021 at 09:25 AM

Data in this report are provisional and subject to change.

The numbers in the table below represent the number of Florida and non-Florida residents for whom test results were received by the Department of Health. A person can be tested by more than one laboratory and can have both positive and negative results. **Therefore, the sum of the numbers in each column will be larger than the total number of people tested.**

Reporting lab	Inconclusive	Negative	Positive	Percent positive	Total
Stacey Health Care Centers Inc. dba Riverside Care Center		335	29	8%	364
RUSKIN HEALTH CENTER		245	119	33%	364
HEALTHY STEPS PEDIATRICS		319	44	12%	363
PALM GARDEN OF WINTER HAVEN		346	15	4%	361
Solaris Healthcare Daytona	2	313	46	13%	361
INFORM DIAGNOSTICS		351	9	3%	360
MEDSCAN LABORATORY INC	1	163	196	54%	360
CLERMONT HEALTH AND REHABILITATION CENTER		328	32	9%	360
Timberridge Center for Rehabilitation and Healing		330	28	8%	358
EMERITUS AT NAPLES	2	355	1	0%	358
SEMINOLE NURSING PAVILION		350	7	2%	357
MEDIPATH		19	337	95%	356
CARITHERS PEDIATRIC GROUP		314	40	11%	354
Manatee Springs Rehabilitation and Nursing Center		333	20	6%	353
BROWARD PARTNERSHIP	6	340	7	2%	353
BOND CLINIC PA PEDIATRICS DEPT		317	35	10%	352
Cypress Cove Care Center		252	100	28%	352
MY CLINICAL LAB		224	128	36%	352
SANFORD LABORATORIES		325	26	7%	351
BROOKSVILLE HEALTHCARE CENTER LLC		343	8	2%	351
CORE DIAGNOSTIC LABORATORIES LLC		237	114	32%	351
BAYSHORE DIAGNOSTICS		309	40	11%	349
GOOD SAMARITAN CENTER		347	2	1%	349
STARKE FAMILY MEDICAL CENTER		272	77	22%	349
CARENOW	2	172	174	50%	348
CLINICAL ENTERPRISE, INC		329	19	5%	348
LAB DOCTOR		305	43	12%	348
THE PALACE MANAGEMENT - THE PALACE AT CORAL GABLES		345	3	1%	348
SIPARADIGM, DIAGNOSTIC INFORMATICS		273	74	21%	347
MANORCARE HEALTH SERVICES - VENICE		292	55	16%	347
VILLAGE AT VIENNA SQUARE,THE	6	329	11	3%	346
Darcy Hall Of Life Care		340	6	2%	346
BLOUNTSTOWN REHABILITATION CENTER LLC		237	106	31%	343
CORAL BAY HEALTHCARE AND REHABILITATION	1	329	12	4%	342
HEALTH DESIGNS		328	13	4%	341
ADVENT HEALTH CENTRA CARE - PALM COAST		80	261	77%	341
MINUTECLINIC LLC, #10357		340	1	0%	341
VETERANS AFFAIRS MEDICAL CENTER - LAKE CITY		52	287	85%	339
SELECT REFERENCE LABORATORIES, LLC	1	326	12	4%	339
TIDEWELL HOSPICE INC		331	5	1%	336
solaris Healthcare Parkway	2	321	13	4%	336
HEALTH CENTRAL PARK		269	66	20%	335
LIFE CARE PONTE VEDRA INC		327	8	2%	335
SOLARIS HEALTHCARE BAYONET POINT		319	15	4%	334
BROOKDALE PADDOCK HILLS	2	330	2	1%	334
FLORIDA DEPARTMENT OF HEALTH		295	39	12%	334



# COVID-19: testing by laboratory

Data through Feb 8, 2021 verified as of Feb 9, 2021 at 09:25 AM

Data in this report are provisional and subject to change.

The numbers in the table below represent the number of Florida and non-Florida residents for whom test results were received by the Department of Health. A person can be tested by more than one laboratory and can have both positive and negative results. **Therefore, the sum of the numbers in each column will be larger than the total number of people tested.**

Reporting lab	Inconclusive	Negative	Positive	Percent positive	Total
Bayside Care Center	1	312	20	6%	333
RAINBOW PEDIATRIC CENTER PA		310	23	7%	333
Palmetto Subacute Care Center		323	10	3%	333
CHILDRENS CLINIC WEST FLORIDA PEDIATRICS		300	32	10%	332
USAFSAM/PHE		174	158	48%	332
AFC URGENT CARE		67	264	80%	331
HAINES CITY REHABILITATION AND NURSING CENTER		307	23	7%	330
Destin Healthcare and Rehabilitation Center	1	292	37	11%	330
NORTH PINELLAS STATMED QUICK QUALITY CLINICS		236	93	28%	329
Life Care Center of Ocala		279	50	15%	329
PALM GARDEN OF WEST PALM BEACH	4	309	15	5%	328
Life Care Center at Wells Crossing		309	18	6%	327
MOOSEHAVEN HEALTH CENTER		290	36	11%	326
TRI-COUNTY NURSING AND REHABILITATION CENTER INC		311	15	5%	326
WATSON THERAPEUTICS INC		312	13	4%	325
EPN URGENT CARE		44	281	86%	325
FLORIDA DEPARTMENT OF HEALTH IN LIBERTY COUNTY	2	231	92	28%	325
DIAGNOSTIC & CLINICAL CARE SERVICES INC DBA		256	68	21%	324
CORAL TRACE HEALTH CARE	2	313	5	2%	320
SEA BREEZE REHAB AND NURSING CENTER		312	8	3%	320
FLORIDA HOSPITAL HEARTLAND MED CTR LAKE PLACID		233	86	27%	319
MIDWAY SPECIALTY CARE CENTER	3	203	113	35%	319
LIFEBRITE	1	132	185	58%	318
DELTONA HEALTH CARE		295	23	7%	318
FAIRWAY OAKS CENTER LLC	6	305	6	2%	317
PruittHealth Panama City	1	254	62	20%	317
MEDFAST URGENT CARE CENTER		86	230	73%	316
FAMILY CARE PARTNERS OF NORTHEAST FLORIDA LLC		244	72	23%	316
PruittHealth Santa Rosa		225	90	29%	315
FIRST CHOICE PEDIATRICS		232	83	26%	315
Marshall Health and Rehabilitation Center		274	40	13%	314
FG RAPID RESULTS	2	116	196	62%	314
VILLAGE DOCTORS OF KEYSTONE		235	79	25%	314
LIFE CARE CENTER OF PALM BAY		300	14	4%	314
BIOCEPT		292	22	7%	314
UNIVERSITY OF TAMPA INC, THE		311	2	1%	313
GENESIS MEDICAL LABORATORY MIAMI FL.		83	230	73%	313
SABAL DIRECT PRIMARY CARE, PA		254	57	18%	311
Bay Breeze Senior Living and Rehabilitation Center		258	53	17%	311
AMEERAH LABS, LLC	2	233	74	24%	309
SUN COUNTRY PEDIATRICS PLLC	9	273	27	9%	309
KEY WEST HEALTH AND REHAB	1	301	7	2%	309
MEDEXPRESS LUTZ		3	305	99%	308
HARDEE MANOR HEALTH CARE CENTER	1	303	3	1%	307
PALM GARDEN OF ORLANDO		276	31	10%	307
ROLLINS COLLEGE WELLNESS CENTER		130	177	58%	307

# COVID-19: testing by laboratory

Data through Feb 8, 2021 verified as of Feb 9, 2021 at 09:25 AM

Data in this report are provisional and subject to change.

The numbers in the table below represent the number of Florida and non-Florida residents for whom test results were received by the Department of Health. A person can be tested by more than one laboratory and can have both positive and negative results. **Therefore, the sum of the numbers in each column will be larger than the total number of people tested.**

Reporting lab	Inconclusive	Negative	Positive	Percent positive	Total
ORCHARD RIDGE CARE AND REHABILITATION CENTER		288	19	6%	307
SERENADES IN THE VILLAGES		252	54	18%	306
CRONOS CLINICAL LABORATORY	22	195	88	29%	305
GOOD SAMARITAN SOCIETY-DAYTONA		286	19	6%	305
LabCorp (Non-Interfaced)	1	121	182	60%	304
ASCEND CLINICAL	2	235	67	22%	304
PINES OF SARASOTA		300	3	1%	303
SIGNATURE HEALTHCARE OF NORTH FLORIDA		301	2	1%	303
MANOR CARE OF BOYNTON BEACH LLC		279	24	8%	303
VILLAGE DOCTORS FAMILY MEDICAL CENTER OF		239	63	21%	302
PRO HEALTH		74	227	75%	301
COLOR GENOMICS, INC.	2	293	6	2%	301
Bardmoor Oaks Healthcare and Rehabilitation Center		293	8	3%	301
OCEAN VIEW NURSING AND REHAB CENTER		285	16	5%	301
VITAS HEALTHCARE CORPORATION		297	3	1%	300
HARDEE COUNTY HEALTH DEPARTMENT		238	62	21%	300
ST LUCIE EMPLOYEE HEALTH & WELLNESS CENTER		295	5	2%	300
Palm Garden of Largo		297	3	1%	300
SUNLAND MARIANNA COX MEDICAL CENTER		259	40	13%	299
PHYSICIANS REGIONAL WALK-IN		185	114	38%	299
AVELLINO LAB USA, INC	1	286	12	4%	299
BAY VILLAGE OF SARASOTA INC		295	3	1%	298
GANDY CROSSING CARE CENTER	1	284	13	4%	298
BOCA BIOLISTICS REFERENCE LABORATORY	2	185	110	37%	297
HEALTH FIRST ADVENTHEALTH CENTRA CARE - TITUSVILLE		56	241	81%	297
ATLANTIC SHORES NURSING AND REHAB CENTER	1	286	9	3%	296
BUENA VISTA URGENT CARE		264	32	11%	296
SPECIALTY HEALTH AND REHABILITATION CENTER		270	25	8%	295
ROSEWOOD HEALTH AND REHABILITATION CENTER		274	21	7%	295
KISSIMMEE FACILITY OPERATIONS LLC		272	22	7%	294
HEALTH PARK CARE CENTER		291	3	1%	294
NAPLES CHILDREN'S URGENT CARE		247	46	16%	293
NORTHWEST MEDICAL CENTER CLINICAL LABORATORY		175	117	40%	292
AVENTURA REHAB AND NURSING CENTER		285	6	2%	291
OSPREY LODGE		232	59	20%	291
ANCIENT CITY PEDIATRICS		275	14	5%	289
PALM GARDEN OF GAINESVILLE	2	285	2	1%	289
AUBURN UNIVERSITY MEDICAL CLINIC		227	62	21%	289
FLORIDA HEART & VASCULAR MULTISPECIALTY GROUP PA		200	88	31%	288
ARGO SENIOR LIVING AT HAVERHILL		270	18	6%	288
ENCOMPASS HEALTH REHABILITATION HOSPITAL OF SUNRISE	8	273	6	2%	287
ASSOCIATESMD MEDICAL GROUP INC		238	49	17%	287
LAKELAND REGIONAL HEALTH SYSTEMS INC		20	266	93%	286
AVANTE AT MT DORA		283	3	1%	286
LAKE EUSTIS HEALTH AND REHABILITATION CENTER		279	7	2%	286
ST JAMES HEALTH AND REHABILITATION CENTER		202	84	29%	286

# COVID-19: testing by laboratory

Data through Feb 8, 2021 verified as of Feb 9, 2021 at 09:25 AM

Data in this report are provisional and subject to change.

The numbers in the table below represent the number of Florida and non-Florida residents for whom test results were received by the Department of Health. A person can be tested by more than one laboratory and can have both positive and negative results. **Therefore, the sum of the numbers in each column will be larger than the total number of people tested.**

Reporting lab	Inconclusive	Negative	Positive	Percent positive	Total
PIONEER CLINICAL LAB, LLC		182	103	36%	285
ADDINGTON PLACE AT WELLINGTON GREEN		281	4	1%	285
SPRINGTREE REHAB & HEALTH CARE CENTER		269	16	6%	285
THE SPRINGS AT BOCA CIEGA BAY		276	9	3%	285
FL HUD DESTIN, LLC D/B/A GRAND BOULEVARD HEALTH		249	34	12%	283
PALMS REHABILITATION AND HEALTHCARE CENTER		246	36	13%	282
SILVER CREEK SENIOR LIVING COMMUNITY		277	5	2%	282
BRISTOL AT TAMPA, THE	4	269	8	3%	281
AVANTE AT LEESBURG INC		281			281
TAMARAC REHABILITATION & HEALTH CENTER		279	2	1%	281
CONSULATE HEALTH CARE OF SAFETY HARBOR		275	6	2%	281
AURORA DIAGNOSTICS BERNHARDT LABORATORIES PATHOLOGY SERVICE		190	90	32%	280
BRIDGEWATER PARK HEALTH AND REHAB		257	23	8%	280
NATIONS BEST FAMILY HEALTH CARE		112	168	60%	280
SAMANTHA WILSON CARE CENTER	3	267	9	3%	279
HOMESTEAD MANOR	2	237	40	14%	279
SAINTS 120 LLC	1	244	34	12%	279
KENNEDY PAIN CLINIC GROUP LLC		251	27	10%	278
ORLANDO VA MEDICAL CENTER			277	100%	277
JACKSON PLAZA NURSING & REHAB CENTER	6	265	6	2%	277
HCSO OCCUPATIONAL HEALTH AND WELLNESS CENTER		216	61	22%	277
PRUITT HEALTH-SANTA ROSA		275	2	1%	277
HEATHER HILL HEALTHCARE CENTER		232	45	16%	277
ST JUDE CHILDREN'S RESEARCH HOSPITAL		262	15	5%	277
LUTHERAN HAVEN		268	8	3%	276
Glades West Rehabilitation and Nursing Center		266	8	3%	274
WESTCHESTER GARDENS LIMITED PARTNERSHIP		269	5	2%	274
FLOMEDILAB		64	209	77%	273
QUALITOX LABORATORIES		105	167	61%	272
ELMHURST HOSPITAL CENTER	1	255	16	6%	272
The Care Center at Pinellas Park	1	263	8	3%	272
REGENTS PARK OF BOCA RATON		269	2	1%	271
LONGWOOD FAMILY PRACTICE		208	63	23%	271
Rehabilitation Center for Park Place LLC		260	11	4%	271
LIFE CARE CENTER OF WINTER HAVEN		253	18	7%	271
RULEME CENTER	2	242	26	10%	270
PERSONALIZED GENETIC TESTING	1	175	92	34%	268
Premier Place at The Glenview		260	8	3%	268
SUNSHINE URGENT CARE LLC		153	114	43%	267
ADVENT HEALTH CARE CENTER	9	245	12	5%	266
RIVERS FAMILY MEDICINE PA		194	72	27%	266
ADVENT HEALTH CENTRA CARE - ORMOND BEACH		113	153	58%	266
REHABILITATION CENTER OF LAKE CITY, THE		236	28	11%	264
ROSEN MEDICAL CENTER		227	37	14%	264
DAVID SCOTT MADWAR MD PA		237	27	10%	264
DIGNITY HEALING, LLC		250	12	5%	262

# COVID-19: testing by laboratory

Data through Feb 8, 2021 verified as of Feb 9, 2021 at 09:25 AM

Data in this report are provisional and subject to change.

The numbers in the table below represent the number of Florida and non-Florida residents for whom test results were received by the Department of Health. A person can be tested by more than one laboratory and can have both positive and negative results. **Therefore, the sum of the numbers in each column will be larger than the total number of people tested.**

Reporting lab	Inconclusive	Negative	Positive	Percent positive	Total
renaissance health and rehabilitation center		245	17	6%	262
MANOR CARE OF NAPLES FL LLC		259	3	1%	262
FAMILY CARE PARTNERS OF NE FLORIDA LLC		194	67	26%	261
Solaris Healthcare Lake Bennet		229	32	12%	261
CLIFFORD CHESTER SIMS VA NURSING HOME		251	9	3%	260
BEAR CREEK NURSING CENTER		256	4	2%	260
TUSKAWILLA NURSING AND REHAB CENTER	2	251	7	3%	260
STEWART SEBASTIAN RIVER MEDICAL CENTER		221	39	15%	260
CONSULATE HEALTHCARE OF KISSIMMEE		247	12	5%	259
UNIVERSITY OF TAMPA STUDENT HEALTH AND SHC CLINICAL LABORATORY		113	146	56%	259
INTERNAL MEDICINE & PEDIATRICS OF TAMPA BAY PA		212	47	18%	259
PROTEUS MOLECULAR AND CLINICAL LAB	1	148	109	42%	258
SERANADES BY SONATA WEST ORANGE		229	29	11%	258
PEDIATRIC HEALTH CARE ALLIANCE, PA		234	24	9%	258
FLORIDA WOMAN CARE LABORATORY LLC		232	26	10%	258
PEDIATRIC ASSOCIATES OF OCALA PA		229	29	11%	258
Solaris Healthcare Coconut Creek		251	6	2%	257
ADVENTHEALTH MEDICAL GROUP PROMPT CAR	1	176	80	31%	257
CHAUTAUQUA REHABILITATION AND NURSING CENTER		248	9	4%	257
ACCURATE DIAGNOSTIC LABS, INC		243	14	5%	257
Fernandina Beach Rehabilitation and Nursing Center		255	2	1%	257
BAPTIST PRIMARY CARE, INC		236	20	8%	256
BRENTWOOD RETIREMENT COMMUNITY	5	221	30	12%	256
HOLIDAY CVS LLC DBA CVS/PHARMACY #0440		247	8	3%	255
TALLAHASSEE NHHI LLC	1	226	27	11%	254
Solaris HealthCare Imperial		246	8	3%	254
MAGNOLIA FAMILY URGENT CARE		220	34	13%	254
CROSS POINTE CARE CENTER	2	250	1	0%	253
BAYA POINTE NURSING AND REHABILITATION		170	83	33%	253
SHELL POINT VILLAGE MEDICAL CENTER		246	7	3%	253
LAKE PARK OF MADISON		245	7	3%	252
URGENT CARE EXPRESS LLC		1	249	100%	250
HARBOURWOOD	1	242	4	2%	247
SILVERCREST HEALTH AND REHABILITATION CENTER	3	237	7	3%	247
MARTIN MEMORIAL MEDICAL CENTER LAB		128	119	48%	247
SOUTHWEST ORLANDO FAMILY MEDICINE, PL		203	44	18%	247
FHMG FLORIDA HOSPITAL MEDICAL GROUP		216	31	13%	247
BROWARD NURSING & REHABILITATION CTR	8	231	7	3%	246
Heritage Healthcare at Tallahassee		239	7	3%	246
CARRINGTON PLACE OF ST PETE LLC		242	4	2%	246
ST CATHERINE'S WEST REHABILITATION HOSPITAL		233	12	5%	245
ROSEWOOD HEALTHCARE & REHABILITATION CENTER		239	6	2%	245
MALABAR/ADVENT CENTRA CARE		48	196	80%	244
ADVENTHEALTH EXPRESS CARE AT WALGREENS 49TH STREET		201	43	18%	244
Parkview Rehabilitation Center at Winter Park		238	6	2%	244
COMMUNITY HEALTH AND REHABILITATION CENTER		186	56	23%	242

# COVID-19: testing by laboratory

Data through Feb 8, 2021 verified as of Feb 9, 2021 at 09:25 AM

Data in this report are provisional and subject to change.

The numbers in the table below represent the number of Florida and non-Florida residents for whom test results were received by the Department of Health. A person can be tested by more than one laboratory and can have both positive and negative results. **Therefore, the sum of the numbers in each column will be larger than the total number of people tested.**

Reporting lab	Inconclusive	Negative	Positive	Percent positive	Total
BUREAU OF CLINICAL LABORATORIES		202	40	17%	242
ARCHER HEALTH VENTURES, LLC		217	25	10%	242
PEDIATRICS BY THE SEA		234	8	3%	242
ONESTOP MEDICAL AND URGENT CARE LLC		202	39	16%	241
GOOD SAMARITAN CARES		236	5	2%	241
WESTWOOD HEALTHCARE SNF		200	40	17%	240
PORT SAINT LUCIE HOSPITAL		230	9	4%	239
MANORCARE AT LELY PALMS		234	5	2%	239
PALM GARDEN OF AVENTURA		236	3	1%	239
Sunset Point Center		235	4	2%	239
EXCEL PEDIATRICS		196	42	18%	238
BAPTIST PRIMARY CARE INC	1	214	23	10%	238
CHIPOLA HEALTH AND REHAB		221	17	7%	238
ELMCROFT PINECREST	1	217	20	8%	238
TIERRA PINES CENTER		226	12	5%	238
Vi at Lakeside Village Skilled Nursing		232	5	2%	237
AMERICAN HOUSE SENIOR LIVING		187	49	21%	236
24/7 PEDIATRIC CARE CENTERS INC		217	19	8%	236
HOLLEY NAVARRE MEDICAL CLINIC		172	64	27%	236
RIVERWOOD HEALTH NH LLC		196	39	17%	235
REGENTS PARK AT AVENTURA		221	14	6%	235
OAK HAMMOCK AT THE UNIVERSITY OF FLORIDA		229	6	3%	235
FLORIDA HEALTH CARE PLANS			235	100%	235
Coastal Health and Rehabilitation Center		225	10	4%	235
AVECINA MOBILE		121	114	49%	235
BAY TREE CARE AND REHABILITATION CENTER		197	38	16%	235
FORT MYERS REHABILITATION AND NURSING CENTER		209	26	11%	235
FLORIDA CLINICAL LABORATORY-BIOREFERENCE LABORATORIES		87	148	63%	235
HOMESTEAD VILLAGE		223	11	5%	234
MEMPHIS PATHOLOGY LABORATORY	4	212	17	7%	233
AMBULATORY SURGERY CENTER OF BOCA RATON LTD		231	2	1%	233
ABBOTT LABORATORIES		146	87	37%	233
AVON PARK PEDIATRICS INC	3	209	21	9%	233
W FRANK WELLS NURSING HOME		205	27	12%	232
VETERANS AFFAIRS MEDICAL CENTER - MIAMI		1	231	100%	232
LASER & SURGERY CENTER OF THE PALM BEACHES		231	1	0%	232
TERRACES OF LAKE WORTH CARE CENTER		219	12	5%	231
USA HEALTH UNIVERSITY HOSPITAL CLINICAL LABORATORY	1	225	5	2%	231
TGH		1	229	100%	230
ManorCare Health Services-Palm Harbor	1	229			230
ESTERO ISLAND MEDICAL CENTER		180	48	21%	228
JACKSONVILLE KIDS PEDIATRICS, PLLC		197	31	14%	228
MIAMI JEWISH HEALTH SYSTEMS, INC	2	218	8	4%	228
PAVILION FOR HEALTHCARE, THE		226	2	1%	228
ST PETERSBURG PEDIATRICS-SEMINOLE BLVD		175	52	23%	227
EDGEWATER AT WATERMAN VILLAGE,THE		212	15	7%	227

# COVID-19: testing by laboratory

Data through Feb 8, 2021 verified as of Feb 9, 2021 at 09:25 AM

Data in this report are provisional and subject to change.

The numbers in the table below represent the number of Florida and non-Florida residents for whom test results were received by the Department of Health. A person can be tested by more than one laboratory and can have both positive and negative results. **Therefore, the sum of the numbers in each column will be larger than the total number of people tested.**

Reporting lab	Inconclusive	Negative	Positive	Percent positive	Total
MANDARIN PEDIATRICS		209	18	8%	227
KINDRED HOSPITAL	7	215	5	2%	227
LYNN HAVEN SPORTS COMPLEX-WALKON CLINIC		21	206	91%	227
Solaris Senior Living North Naples ALF		218	9	4%	227
PARKS HEALTHCARE & REHABILITATION CTR	4	211	11	5%	226
Cross Gardens Care Center		225	1	0%	226
ARCPPOINT LABS OF ST PETERSBURG		149	76	34%	225
TAVARES PEDIATRICS		190	35	16%	225
Lakewood Nursing Center		196	29	13%	225
ADVANCED AMBULATORY SURGERY CENTER		214	11	5%	225
FRICKS PHARMACY		171	54	24%	225
Avante at Inverness		224			224
LEHIGH VALLEY GENOMICS			223	100%	223
Chatsworth at PGA National, LLC		213	9	4%	222
OCALA FAMILY MEDICAL CENTER INC	1	181	40	18%	222
HAVEN OF OUR LADY OF PEACE INC		213	8	4%	221
ARCPPOINT LABS OF SARASOTA MANATEE		148	73	33%	221
ATLANTIC URGENT CARE		149	71	32%	220
OKEECHOBEE COUNTY HEALTH DEPT	1	142	77	35%	220
JAMES A HALEY VETERANS HOSPITAL			220	100%	220
HOLISTIX TREATMENT CENTERS		214	6	3%	220
Life Care Center at Inverrary		217	3	1%	220
FELLOWSHIP HOME AT THE FAIRWAY LLC		213	6	3%	219
WOOD LAKE HEALTH AND REHABILITATION CENTER		219			219
Boynton Beach Rehabilitation Center	2	213	4	2%	219
Avante at Orlando		214	4	2%	218
ST PETERSBURG PEDIATRICS-PARK BLVD		196	22	10%	218
PINNACLES PEDS CARE PA		218			218
ADVENT HEALTH - ORLANDO		161	56	26%	217
STATMED QUICK QUALITY CLINIC AT NORTH PINELLAS		65	152	70%	217
THE MANOR AT CARPENTERS		185	32	15%	217
LAKE PORT SQUARE		200	17	8%	217
ST. CLOUD REGIONAL MEDICAL CENTER		199	17	8%	216
FAMILY EXPRESS URGENT CARE		4	212	98%	216
FIRST CHOICE PRIMARY CARE		172	44	20%	216
Consulate Health Care of North Fort Myers		203	12	6%	215
PEDIATRICS IN BREVARD PA		188	27	13%	215
Lake Port Square Health Center		199	15	7%	214
BLOCK, NATION, CHASE, AND SMOLEN FAMILY MEDICINE		157	57	27%	214
GATEWAY/ADVENT CENTRA CARE	1	24	189	88%	214
POCONO MEDICAL CENTER		212			212
ORANGE COUNTY HEALTH DEPT		201	11	5%	212
UCC - WELLINGTON		3	209	99%	212
CONSULATE HEALTH CARE OF WINTER HAVEN		209	3	1%	212
SIGNATURE HEALTHCARE AT THE COURTYARD		165	47	22%	212
AMERICAN FINNISH NURSING HOME	1	206	5	2%	212

# COVID-19: testing by laboratory

Data through Feb 8, 2021 verified as of Feb 9, 2021 at 09:25 AM

Data in this report are provisional and subject to change.

The numbers in the table below represent the number of Florida and non-Florida residents for whom test results were received by the Department of Health. A person can be tested by more than one laboratory and can have both positive and negative results. **Therefore, the sum of the numbers in each column will be larger than the total number of people tested.**

Reporting lab	Inconclusive	Negative	Positive	Percent positive	Total
PCB CLINIC		167	45	21%	212
SUNRISE DIAGNOSTIC LABORATORY		158	53	25%	211
KR at Hillsborough Lakes/Lutz Healthcare		201	10	5%	211
NORTH FLORIDA PEDIATRICS - MARIANNA		173	38	18%	211
CYPRESS COVE		204	6	3%	210
CHIPOLA MEDICAL ASSOCIATES, LLC		147	63	30%	210
FLORIDA KEYS PEDIATRICS & ADOLESCENT CENTER		199	11	5%	210
CLARE BRIDGE OF SARASOTA		208	2	1%	210
ASCENSION MEDICAL GROUP		4	205	98%	209
AZALEA TRACE		196	13	6%	209
Whispering Oaks	11	175	23	11%	209
THE PALACE NURSING AND REHABILITATION CENTER		209			209
Taylor Care Center		204	5	2%	209
THE RESIDENCE AT TIMBER PINES	4	179	25	12%	208
BOND CLINIC, PA		148	59	29%	207
CENTERSTONE OF FLORIDA		193	14	7%	207
DOCTORS MEMORIAL FAMILY MEDICINE	2	142	63	30%	207
DISCOVERY VILLAGE AT MELBOURNE		183	24	12%	207
LAKEVIEW NEUROLOGIC		196	9	4%	205
BROOKDALE ATRIM WAY		200	5	2%	205
Orchid Cove at Sarasota		203	1	0%	204
CORAL REEF NURSING & REHABILITATION CENTER		200	4	2%	204
FULGENT GENETICS	2	163	39	19%	204
NORTH FLORIDA PEDIATRICS PA - DUVAL		178	26	13%	204
VILLAGES REGIONAL HOSPITAL SURGERY CENTER LLC, THE		163	41	20%	204
WASHINGTON REHAB AND NURSING		195	9	4%	204
SUPERIOR RESIDENCES OF PANAMA CITY BEACH		197	6	3%	203
MACTOWN, INC		201	2	1%	203
POLK COUNTY HEALTH DEPARTMENT		178	24	12%	202
HEALTH FIRST - HOLMES REGIONAL MEDICAL CENTER		32	170	84%	202
WIREGRASS DIRECT PRIMARY CARE PLLC		170	32	16%	202
PATHGROUP LABS LLC		97	105	52%	202
GLENRIDGE ON PALMER RANCH,THE		195	7	3%	202
ST MARK VILLAGE		196	5	2%	201
SARAPATH DIAGNOSTICS		99	102	51%	201
VAMC WEST PALM LAB		5	196	98%	201
Governors Creek Health and Rehabilitation	1	198	2	1%	201
HERITAGE HEALTHCARE AND REHABILITATION CENTER		195	5	3%	200
Life Care Center of Sarasota		188	12	6%	200
WELL HEALTH WORKS	1	175	24	12%	200
Crossbreeze care center		198	2	1%	200
Life Care Center of Punta Gorda	1	188	11	6%	200
TRENTON MEDICAL CENTER INC DBA PALMS MEDICAL GROUP	4	140	55	28%	199
LIFE CARE CENTER OF PORT ST. LUCIE		190	9	5%	199
FORT PIERCE HEALTH CARE		194	5	3%	199
SOLARIS SENIOR LIVING VERO BEACH		192	7	4%	199

# COVID-19: testing by laboratory

Data through Feb 8, 2021 verified as of Feb 9, 2021 at 09:25 AM

Data in this report are provisional and subject to change.

The numbers in the table below represent the number of Florida and non-Florida residents for whom test results were received by the Department of Health. A person can be tested by more than one laboratory and can have both positive and negative results. **Therefore, the sum of the numbers in each column will be larger than the total number of people tested.**

Reporting lab	Inconclusive	Negative	Positive	Percent positive	Total
ADVENT HEALTH - CARROLLWOOD	4	169	25	13%	198
DEPARTMENT OF HEALTH & HUMAN SERVICES		198			198
LAUREL POINT CARE ACQUISITION LLC DBA SANDGATE GARDENS REHAB AND NURSI		171	27	14%	198
WALGREENS 3173		182	15	8%	197
San Jose Health & Rehabilitation		191	6	3%	197
ADVENT HEALTH CENTRA CARE - APOPKA NORTH		166	30	15%	196
TRINITY REGIONAL REHAB CENTER		181	15	8%	196
WHITE WILSON MEDICAL IMMEDIATE CARE NICEVILLE		1	195	99%	196
ABBIEJEAN RUSSELL CARE CENTER		195			195
PALM BEACH PEDIATRICS PA	2	175	18	9%	195
NSPIRE HEALTHCARE LAUDERHILL		188	6	3%	194
BAYVIEW CENTER		189	5	3%	194
CONEY ISLAND HOSPITAL		187	7	4%	194
ADVENT HEALTH CENTRA CARE - DAYTONA BEACH		94	99	51%	193
Bayside Health and Rehabilitation		164	29	15%	193
CONSULATE HEALTH CARE OF MELBOURNE		190	3	2%	193
Consulate Healthcare of West Palm Beach		177	16	8%	193
Nspire Health Care Kendall		183	10	5%	193
HOSPICE OF LAKE & SUMTER INC		191	1	1%	192
RESTORE HEALTH URGENT CARE		123	69	36%	192
VETERANS AFFAIRS ORLANDO VA MEDICAL CENTER			192	100%	192
SARNO EXTENDED HOURS		124	68	35%	192
HEALTH LINK DIAGNOSTIC LABORATORIES		182	9	5%	191
ADVENTHEALTH EXPRESS CARE AT		142	49	26%	191
CYPRESS POINT LIVING, LLC		175	15	8%	190
NEO GENOMICS - FORT MYERS	1	183	6	3%	190
MEDIPATH LLC		2	188	99%	190
LAKE VIEW CARE CENTER AT DELRAY		183	6	3%	189
TARPON POINT NURSING AND REHABILITATION CENTER		186	3	2%	189
BORLAND GROOVER CLINIC	1	153	34	18%	188
OCEAN REEF MEDICAL CENTER		150	38	20%	188
WOMEN'S CARE FLORIDA LABORATORY		183	5	3%	188
BOCA RATON REHABILITATION CENTER	4	180	3	2%	187
BARTON HEALTH ALLIANCE		153	34	18%	187
WALGREENS 10670		165	22	12%	187
Cross Terrace REhabiitation		185	2	1%	187
EDGEWOOD NURSING CENTER		179	7	4%	186
PLANTATION NURSING & REHAB CENTER		186			186
FINLAY CLINICAL LABORATORY INC		36	150	81%	186
INN AT ASTON GARDENS, THE		179	7	4%	186
ANTHEM LAKES LLC		151	35	19%	186
DE LUNA HEALTH AND REHABILITATION CENTER		163	22	12%	185
WATERMARK LAKE POINTE WOODS LLC		167	18	10%	185
ADVENT		172	13	7%	185
ARBOR FACILITY INC		184			184
ST. JAMES BAY HEALTH AND REHABILITATION CENTER		183	1	1%	184



# COVID-19: testing by laboratory

Data through Feb 8, 2021 verified as of Feb 9, 2021 at 09:25 AM

Data in this report are provisional and subject to change.

The numbers in the table below represent the number of Florida and non-Florida residents for whom test results were received by the Department of Health. A person can be tested by more than one laboratory and can have both positive and negative results. **Therefore, the sum of the numbers in each column will be larger than the total number of people tested.**

Reporting lab	Inconclusive	Negative	Positive	Percent positive	Total
LA MER NH LLC		179	4	2%	183
NIGHT LITE PEDIATRICS WINTER GARDEN		144	39	21%	183
ADVENT HEALTH CENTRA CARE - WESLEY CHAPEL		13	170	93%	183
MEDICAL CENTER AT OCEAN REEF,THE		175	8	4%	183
FLORIDA HEALTH CARE PLAN INC		2	180	99%	182
PADDOCK RIDGE		179	3	2%	182
NADAL PEDIATRICS - VICTORIA STREET (3385)		153	28	15%	181
HEARTLAND PEDIATRICS OF LAKE PLACID PA		158	23	13%	181
BAPTIST HEALTH PRIMARY CARE	1	134	45	25%	180
Surrey Place Healthcare and Rehabilitation		178	2	1%	180
UNIVERSITY OF MIAMI		54	125	70%	179
PLANT CITY PEDIATRICS		151	28	16%	179
CORAL GABLES NURSING & REHABILITATION CENTER		168	10	6%	178
PALM HARBOR FAMILY PRACTICE & WALK-IN		132	46	26%	178
COLONY CLUB ALF,THE		165	13	7%	178
Heartland Healthcare of Ft. Myers	1	176			177
Heritage Park Rehabilitation & Healthcare		159	18	10%	177
ADVENT HEALTH - LAKE NONA		152	25	14%	177
AMELIA MEDICAL CARE		31	146	82%	177
NO FLORIDA PEDIATRICS, PA		152	25	14%	177
ADVENT HEALTH CENTRA CARE - CARROLLWOOD		5	172	97%	177
DISCOVERY VILLAGE AT NAPLES		159	17	10%	176
MEDICAL CONSULTANTS OF FLORIDA LLC	1	142	33	19%	176
EVENT MED SERVICES LABORATORY		173	3	2%	176
Emory L Bennett State Veterans Nursing Home		173	3	2%	176
GEORGIA DEPARTMENT OF PUBLIC HEALTH	1	5	169	97%	175
CANTERFIELD OF CLAY COUNTY		138	37	21%	175
Consulate Health Care of St. Petersburg		174	1	1%	175
OAKBROOK HEALTH AND REHABILITATION CENTER	1	160	14	8%	175
The Inn at Sarasota Bay Club		172	2	1%	174
ASTON GARDENS AT PELICAN MARSH		169	5	3%	174
ORLANDO HEALTH EMERGENCY DEPARTMENT		163	11	6%	174
The Waterford		172	2	1%	174
HUNT CLUB PEDIATRIC ASSOCIATES, P.A.		144	29	17%	173
AMA MEDICAL GROUP LLC		146	27	16%	173
QUOTIENT SCIENCES		126	47	27%	173
HEALTH CENTRAL CLINICAL LABORATORY		161	11	6%	172
PATRIOT MEDICAL LABORATORIES		165	7	4%	172
MATHISON RETIREMENT COMMUNITY, INC	1	163	8	5%	172
Concordia Village of Tampa AL		168	4	2%	172
VIERA MANOR ASSISTED LIVING RESIDENCE		164	7	4%	171
PONTE VEDRA GARDENS		169	1	1%	170
HOSPITAL FOR SPECIAL SURGERY		167	3	2%	170
YOUR FAMILY WALK-IN CLINIC		13	156	92%	169
VI AT BENTLEY VILLAGE HOME CARE		169			169
LCS SANDHILL COVE LLC DBA	6	156	7	4%	169

# COVID-19: testing by laboratory

Data through Feb 8, 2021 verified as of Feb 9, 2021 at 09:25 AM

Data in this report are provisional and subject to change.

The numbers in the table below represent the number of Florida and non-Florida residents for whom test results were received by the Department of Health. A person can be tested by more than one laboratory and can have both positive and negative results. **Therefore, the sum of the numbers in each column will be larger than the total number of people tested.**

Reporting lab	Inconclusive	Negative	Positive	Percent positive	Total
ARTHREX MEDICAL CENTER	1	70	98	58%	169
ALL SEASONS NAPLES LLC		164	5	3%	169
GOOD SAMARITAN SOCIETY OF DELAND		159	10	6%	169
ABBOTT DIAGNOSTICS		154	14	8%	168
ALLSOUTH URGENT CARE		6	162	96%	168
PANAMA CITY DEVELOPMENTAL CENTER		168			168
LAB CORP	1	94	73	43%	168
ST ANTHONYS REHABILITATION HOSPITAL	9	157	2	1%	168
PRIMECARE OF DOTHAN		115	53	32%	168
URGENT CARE OF THE PALM BEACHES, NORTH PALM BEACH			167	100%	167
CANTERFIELD OF OCALA, LLC		156	11	7%	167
ROSECASTLE OF CITRUS		137	30	18%	167
LEESBURG PEDIATRICS		152	15	9%	167
BROOKDALE OF SPRING HILL	9	156	1	1%	166
ADVENT HEALTH CENTRA CARE - TEMPLE TERRACE	1	103	62	37%	166
BENDERSON FAMILY SKILLED NURSING AND		148	17	10%	165
DOCTORS MEMORIAL HOSPITAL		44	121	73%	165
Sunnyside Nursing Home		161	3	2%	164
BARKLEY PLACE	1	159	4	2%	164
LAKEVIEW INTERNAL MEDICINE		110	54	33%	164
US MEDICAL CARE, INC		146	17	10%	163
TUSCAN GARDENS OF VENETIA MANAGEMENT COMPANY		150	13	8%	163
OSPREY VILLAGE AT AMELIA ISLAND LTD		155	8	5%	163
TRI COUNTY NURSING HOME		162	1	1%	163
SANDY PINES	2	143	18	11%	163
BRADENTON HEALTH CARE		163			163
DEPARTMENT OF HEALTH BUREAU OF FAMILY		161	1	1%	162
TUSCAN GARDENS OF PALM COAST		159	3	2%	162
WHITE-WILSON MEDICAL CENTER - FORT WALTON BEACH		155	7	4%	162
STERLING HOUSE OF DELAND		161	1	1%	162
PRECISION GENETICS, INC		156	6	4%	162
SOMERBY LAKE NONA		154	7	4%	161
FIRST CHOICE PEDIATRICS SEMORAN		80	80	50%	160
GREENBRIAR REHABILITATION AND NURSING CENTER	1	159			160
GLADES HEALTH CARE CENTER		157	3	2%	160
KEYSTONE REHAB		160			160
WIMAUMA COMMUNITY HEALTH CENTER		123	37	23%	160
MEADOWCREST FAMILY PHYSICIANS		97	62	39%	159
EXOSOME DIAGNOSTICS	1	141	17	11%	159
JACKSONVILLE NURSING AND REHAB CENTER		153	6	4%	159
ARCADIA HEALTH AND REHABILITATION CENTER		100	59	37%	159
BEACON AT GULF BREEZE, THE	2	149	7	4%	158
ADVANCED MEDICAL GROUP		1	157	99%	158
GENE BY GENE		61	97	61%	158
CAYUGA MEDICAL CENTER AT ITHACA		153	5	3%	158
WUESTHOFF REF LABORATORY			158	100%	158

# COVID-19: testing by laboratory

Data through Feb 8, 2021 verified as of Feb 9, 2021 at 09:25 AM

Data in this report are provisional and subject to change.

The numbers in the table below represent the number of Florida and non-Florida residents for whom test results were received by the Department of Health. A person can be tested by more than one laboratory and can have both positive and negative results. **Therefore, the sum of the numbers in each column will be larger than the total number of people tested.**

Reporting lab	Inconclusive	Negative	Positive	Percent positive	Total
CLARE BRIDGE ORMOND BEACH	1	157			158
CITRUS HEALTH AND REHAB		128	30	19%	158
Englewood Healthcare and Rehab		141	15	10%	156
GUEST HOUSE OCALA, THE		153	3	2%	156
TIMBERRIDGE NURSING HOME & REHAB		123	33	21%	156
NATURE COAST MEDICAL GROUP		68	88	56%	156
ARDEN COURTS OF SEMINOLE		121	35	22%	156
WOODBIDGE FACILITY INC		151	4	3%	155
LUIS A GHIGLINO MD PA		150	5	3%	155
CENTRAL FLORIDA HEALTHCARE GROUP LLC		134	21	14%	155
THE ARLINGTON OF NAPLES INC.		152	3	2%	155
COCOA BEACH/ADVENT CENTRA		41	114	74%	155
EDWARD J HEALEY REHAB & NURSING CENTER		155			155
ZON BEACHSIDE LLC□		128	27	17%	155
PRUITT HEALTH		153	2	1%	155
PENSACOLA PEDIATRICS, PA		137	17	11%	154
SAMIR EBEID MD		139	15	10%	154
BROOKDALE DESTIN		142	12	8%	154
PALMETTTO FACILITY INC	1	153			154
ANGELS DIAGNOSTIC GROUP		123	31	20%	154
BRIGHTON EGGERT PHARMACY INC		149	5	3%	154
DIAMOND RIDGE		147	7	5%	154
ARDEN COURTS OF LARGO FL, LLC		141	13	8%	154
SOUTH BALDWIN REGIONAL MEDICAL CENTER		144	10	6%	154
CSL PLASMA		30	123	80%	153
MIRACLE HILL NURSING & REHABILITATION CENTER INC		148	5	3%	153
DOCTORS MEMORIAL FAMILY PRACTICE	2	118	33	22%	153
SUWANNEE VALLEY NURSING CENTER		139	13	9%	152
FAWCETT MEMORIAL HOSPITAL-LAB		39	113	74%	152
MACCLENNY NURSING AND REHAB		135	16	11%	151
BAY COUNTY SHERIFFS OFFICE JAIL FACILITY		134	17	11%	151
ROSECASTLE OF ZEPHRHILLS		149	2	1%	151
NEW YORK CITY DEPARTMENT OF HEALTH & MENTAL		121	30	20%	151
STERLING HOUSE OF PUNTA GORDA		149	1	1%	150
LABORATORY OF FLORIDA		97	53	35%	150
DAIRY ROAD URGENT CARE	2	71	77	51%	150
MID FLORIDA PATHOLOGY LLC MOBILE UNIT #4		102	48	32%	150
BAY VUE NURSING AND REHABILITATION CENTER		139	10	7%	149
PRECISION HEALTH RESOURCES, LLC	1	133	15	10%	149
Chatham Glen Healthcare and Rehabilitation Center		143	6	4%	149
GRACE PEDIATRICS		122	26	18%	148
NORTH FLORIDA INTERNAL MEDICINE PA		115	33	22%	148
BROOKDALE FORT MYERS THE COLONY		144	4	3%	148
CHILDREN MED CARE INC		125	22	15%	147
REFUAH HEALTH CENTER LABORATORY		140	7	5%	147
GOLD CHOICE SENIOR COMMUNITIES		107	40	27%	147

# COVID-19: testing by laboratory

Data through Feb 8, 2021 verified as of Feb 9, 2021 at 09:25 AM

Data in this report are provisional and subject to change.

The numbers in the table below represent the number of Florida and non-Florida residents for whom test results were received by the Department of Health. A person can be tested by more than one laboratory and can have both positive and negative results. **Therefore, the sum of the numbers in each column will be larger than the total number of people tested.**

Reporting lab	Inconclusive	Negative	Positive	Percent positive	Total
SEAGRASS VILLAGE FLEMING ISLAND		110	36	25%	146
CHEEK AND SCOTT DRUGS INC		116	29	20%	145
MOBILE INFIRMARY MED CENTER PATH LAB		130	15	10%	145
FLORIDA ATLANTIC UNIVERSITY STUDENT HEALTH		115	30	21%	145
REGENCY CARE OF BLOUNTSTOWN LLC		135	10	7%	145
BROOKDALE ORANGE PARK		144	1	1%	145
MORSE LIFE MEMORY CARE RESIDENCE		138	7	5%	145
NCRNC INC		140	4	3%	144
POINTE, THE		117	27	19%	144
JEFFERY WEINZWEIG		2	141	99%	143
AFTER HOURS PEDIATRICS INC	1	1	141	99%	143
Quail Run Health Care Center		143			143
PALM BEACH COUNTY HEALTH DEPT LAB	4	133	6	4%	143
HUNT CLUB PEDIATRIC ASSOCIATES PA		88	55	38%	143
WORKPLACE SCREENING INTELLIGENCE			143	100%	143
SOUTHLAND SUITES OF ORMOND BEACH	4	139			143
SPRINGS AT LAKE POINTE WOODS		141	2	1%	143
ADVENTHEALTH CENTRA CARE PONCIANA	1	81	60	42%	142
ADVENT HEALTH - DELTONA ER		104	38	27%	142
SUNNY HILLS ALF OF SEBRING INC		131	11	8%	142
LAKEVIEW TERRACE RETIREMENT COMMUNITY		125	17	12%	142
WRIGHTS HEALTH CARE AND REHABILITATION CENTER		111	30	21%	141
VENICE REGIONAL BAYFRONT HEALTH (PULMONARY)		126	15	11%	141
UNITED CLINICAL LABORATORIES		132	9	6%	141
OAKS OF KISSIMMEE HEALTH AND REHABILITATION CENTER		138	3	2%	141
POMPANO REHABILITATION AND NURSING CTR		141			141
QUICK CARE MED LLC	1	120	20	14%	141
MY HEALTHY BLUEPRINT BY BAPTIST HEALTH CARE		112	29	21%	141
PORT ST LUCIE REHABILITATION AND HEALTHCARE		98	43	30%	141
SUNCOAST URGENT CARE		103	38	27%	141
NOVARI CARE LLC		97	44	31%	141
MOBILE MEDICAL ASSOCIATES PL	6	108	27	19%	141
PEDIATRICS OF GREATER ORLANDO		123	17	12%	140
PROVIDENCE HOSPITAL LABORATORY		132	8	6%	140
ELLENTON PEDIATRICS PA		129	11	8%	140
PALM BEACH COUNTY FIREFIGHTERS HEALTH CLINIC, LLC		111	28	20%	139
ST PETERSBURG PEDIATRICS-EAST BAY	1	112	26	19%	139
FARAH MEDICAL		129	10	7%	139
ARDEN COURTS OF DELRAY BEACH FL LLC	3	127	9	6%	139
PHYSICIANS REGIONAL MEDICAL CENTER - PINE RIDGE		19	120	86%	139
ARDEN COURTS OF TAMPA		138	1	1%	139
Gulf Coast Healthcare (Longwood Health and Rehab		118	21	15%	139
The Crossroads		137	1	1%	138
FAMILY EXTENDED CARE OF CENTRAL TAMPA		121	17	12%	138
AMERICAN PATHOLOGY PARTNERS		136	2	1%	138
BROOKDALE LAKE TAVARES		135	3	2%	138

# COVID-19: testing by laboratory

Data through Feb 8, 2021 verified as of Feb 9, 2021 at 09:25 AM

Data in this report are provisional and subject to change.

The numbers in the table below represent the number of Florida and non-Florida residents for whom test results were received by the Department of Health. A person can be tested by more than one laboratory and can have both positive and negative results. **Therefore, the sum of the numbers in each column will be larger than the total number of people tested.**

Reporting lab	Inconclusive	Negative	Positive	Percent positive	Total
PPC-LAB EDI ORCHARD BI		129	8	6%	137
MILLENNIUM LAB SERVICES			137	100%	137
MANOR AT BLUEWATER BAY		131	6	4%	137
ADVENT HEALTH CENTRA CARE - CITRUS PARK		9	128	93%	137
FHMG-FLORIDA HOSPITAL MEDICAL GROUP		115	22	16%	137
COASTAL INTERNAL MEDICINE		100	36	26%	136
GRAVITY DIAGNOSTICS, LLC		36	100	74%	136
HOLISTIC PEDIATRICS GROUP LLC		117	19	14%	136
ADVENT HEALTH CENTRA CARE - DELAND		28	108	79%	136
BAY EDUCATORS WELLNESS CENTER		83	53	39%	136
Flagler Health and Rehabilitation		135	1	1%	136
ADVENT HEALTH CENTRA CARE - ORANGE CITY	1	53	81	60%	135
IRL MARKET LAB ALACHUA		104	31	23%	135
DAYSPRING VILLAGE		113	22	16%	135
PEDIATRIC CARE CENTER		135			135
LabCorp L#09258090 M#09258105		74	61	45%	135
LONGWOOD HEALTH AND REHABILITATION CENTER		125	10	7%	135
HIALEAH SHORES NURSING AND REHAB CENTER		127	8	6%	135
ADVANCED MEDICAL CENTER		86	48	36%	134
CROSSWINDS HEALTH AND REHABILITATION CENTER		133	1	1%	134
SONATA COCONUT CREEK	2	109	23	17%	134
GULF COAST MEDICAL CENTER		131	3	2%	134
Hampton Court Nursing and Rehabilitation Center		131	2	2%	133
FORT WALTON REHABILITATION CENTER		96	37	28%	133
RITECARE MEDICAL CENTER		78	55	41%	133
DOCTOR'S IN HOUSE LABORATORY		18	114	86%	132
WESLEY HAVEN VILLA	1	115	16	12%	132
WEDGEWOOD HEALTHCARE CENTER		92	40	30%	132
GRAVITY DIAGNOSTICS		45	87	66%	132
THE REHABILITATION CENTER OF LAKE CITY		127	5	4%	132
WALGREENS 6221		116	15	11%	131
INTEGRATED REGIONAL LABORATORIES		119	12	9%	131
THE WELLNESS CENTER AT LAKEWOOD RANCH		43	88	67%	131
ALTAMONTE MD			130	100%	130
CENTRACARE		17	113	87%	130
VILLAGE PLACE NH LLC		105	24	19%	129
CRANE CENTER		98	31	24%	129
BMHSI-AEL MICROBIOLOGY LABORATORY	2	102	25	19%	129
ALL FLORIDA FAMILY AND SPORTS MEDICINE		112	17	13%	129
SOUTH CAMPUS FACILITY INC		122	6	5%	128
HAWKINS FAMILY MEDICINE LLC		83	45	35%	128
TRI-COUNTY NURSING HOME		117	11	9%	128
QUEENS HOSPITAL CENTER	1	119	8	6%	128
DESOTO PALMS ALF		123	5	4%	128
REGENCY PARK		109	18	14%	127
GESSLER CLINIC PA		98	29	23%	127

# COVID-19: testing by laboratory

Data through Feb 8, 2021 verified as of Feb 9, 2021 at 09:25 AM

Data in this report are provisional and subject to change.

The numbers in the table below represent the number of Florida and non-Florida residents for whom test results were received by the Department of Health. A person can be tested by more than one laboratory and can have both positive and negative results. **Therefore, the sum of the numbers in each column will be larger than the total number of people tested.**

Reporting lab	Inconclusive	Negative	Positive	Percent positive	Total
Nemours Children's Urgent Care		80	47	37%	127
Shoal Creek Rehabilitation Center		85	42	33%	127
CHARTER SENIOR LIVING OF PANAMA CITY BEACH		106	21	17%	127
DOLPHIN POINTE HEALTH CARE LLC		109	18	14%	127
CORE BIO LABS		76	51	40%	127
PALMS MEDICAL GROUP HIGH SPRINGS		103	23	18%	126
ADVENTHEALTH HOSPICE CARE CENTRAL FLORIDA		126			126
STEWART MEDICAL GROUP		34	92	73%	126
LIFE CARE CENTER OF ALTAMONTE SPRINGS		102	24	19%	126
MV MEDICAL PRACTICE DBA PRIMARY URGENT CARE		119	7	6%	126
KINDRED HOSPITAL THE PALM BEACHES		121	5	4%	126
220 GOLDEN, LLC	1	110	15	12%	126
HILLSBOROUGH COUNTY DEVELOPMENTAL CTR	1	117	8	6%	126
FLORIDA DEPARTMENT OF HEALTH IN TAYLOR COUNTY	1	87	38	30%	126
VIPEDIATRICS PLLC		116	10	8%	126
FLAGLER COUNTY DETENTION CENTER		122	3	2%	125
FOUNTAIN INN NURSING & REHABILITATION CTR, INC		119	6	5%	125
HIGHLANDS URGENT CARE			125	100%	125
CARENOW URGENT CARE - LAKE MARY			125	100%	125
MANOR CARE OF PALM HARBOR		123	1	1%	124
SUMMERFIELD EMERGENCY ROOM		97	27	22%	124
SURREY PLACE CARE CENTER		118	6	5%	124
ARBOR GLEN AT ARBOR TRACE	2	113	9	7%	124
THE CLUB AND REHABILITATION CENTER		123	1	1%	124
WHITE WILSON MEDICAL CENTER PA - NAVARRE		42	81	66%	123
Signature healthcare of Jacksonville		118	5	4%	123
ISLAND HEALTH AND REHABILITATION CENTER		122	1	1%	123
ADVENT HEALTH CENTRA CARE - BRANDON		31	91	75%	122
TUSCAN ISLE CHAMPIONSGATE OP CO LLC		120	2	2%	122
SEAVIEW NURSING AND REHABILITATION CENTER		121	1	1%	122
COQUINA CENTER		119	3	2%	122
PEDIATRIC SPECIALISTS MEDICAL GROUP	1	110	10	8%	121
PARKVIEW HEALTH		121			121
Lakeside Nursing and Rehabilitation Center	1	95	25	21%	121
SEA PINES REHABILITATION HOSPITAL		120	1	1%	121
FOUNTAINS OF HOPE LLC, THE		119	1	1%	120
MEYER PEDIATRICS		107	13	11%	120
PROVISTA DIAGNOSTICS, INC		117	3	3%	120
URGENT CARE TCMA			120	100%	120
SEASIDE HEALTH AND REHABILITATION CENTER		62	57	48%	119
PALMS FACILITY INC		104	15	13%	119
BOSTON RED SOX CLUB LP		117	2	2%	119
CLINICA HISPANA		1	118	99%	119
NORTH FL SOUTH GA HCS-MALCOM RANDALL VAMC			119	100%	119
WILLOW BROOKE COURT AT AZALEA TRACE		119			119
MATHISON RETIREMENT COMMUNITY		114	5	4%	119

# COVID-19: testing by laboratory

Data through Feb 8, 2021 verified as of Feb 9, 2021 at 09:25 AM

Data in this report are provisional and subject to change.

The numbers in the table below represent the number of Florida and non-Florida residents for whom test results were received by the Department of Health. A person can be tested by more than one laboratory and can have both positive and negative results. **Therefore, the sum of the numbers in each column will be larger than the total number of people tested.**

Reporting lab	Inconclusive	Negative	Positive	Percent positive	Total
SUNY UPSTATE MEDICAL UNIVERSITY		113	6	5%	119
FLORIDA DEPARTMENT OF HEALTH IN LAKE COUNTY	1	76	41	35%	118
TGH URGENT CARE - SEMINOLE			118	100%	118
RDX BIOSCIENCE		60	58	49%	118
COASTAL HEALTH AND REHAB		110	8	7%	118
CARENOW LAKE MARY			118	100%	118
KINDRED HOSPITAL-BAY AREA-ST PETERSBURG LAB	1	111	6	5%	118
DB MD		106	12	10%	118
WILLOWBROOKE COURT AT ST ANDREWS ESTATES		112	5	4%	117
FINNISH AMERICAN REST HOME-ALF		115	2	2%	117
VENICE REGIONAL MEDICAL CENTER BAYFRONT HEALTH		53	64	55%	117
PHYSICIAN PARTNERS PERRY		57	60	51%	117
VILLAGE PEDIATRICS LLC		94	23	20%	117
IQBAL A FARUQUI MD□		87	30	26%	117
HARBORCHASE OF VERO BEACH		102	15	13%	117
NEIGHBORHOOD MEDICAL CENTER		112	5	4%	117
RDV SPORTSPLEX PEDIATRICS		97	20	17%	117
CITY OF PORT SAINT LUCIE		109	8	7%	117
SONATA DELRAY BEACH		109	8	7%	117
Avante at Melbourne		116	1	1%	117
BELVEDERE COMMONS OF FORT WALTON BEACH		107	10	9%	117
ENCOMPASS HEALTH		117			117
HOSPICE OF ST FRANCIS INC□		112	5	4%	117
MINUTECLINIC DIAGNOSTIC OF RHODE ISLAND, LLC #729		113	4	3%	117
WINDERMERE MEDICAL CENTER		112	4	3%	116
LEE COUNTY SCHOOL DISTRICT	1	108	7	6%	116
ARDEN COURTS OF FORT MYERS		113	3	3%	116
PSL NAPLES BH OPERATIONS, LLC		116			116
ISLAND URGENT CARE PLLC DBA AFC URGENT CARE		114	1	1%	115
SUNFLOWER SPRINGS ASSISTED LIVING		105	10	9%	115
AMERICAN HOUSE-BONITA SPRINGS□		114	1	1%	115
NO FLORIDA PEDIATRICS, PA - BRADFORD		97	17	15%	114
DIAGNOSTIC LABORATORY OF OKLAHOMA		91	23	20%	114
WEST COAST FAMILY MEDICAL CARE		87	27	24%	114
MILLER BIOCONNECT		95	19	17%	114
BROOKDALE CAPE CORAL		114			114
PROMPT CARE OF CENTRAL FLORIDA			113	100%	113
CABANA AT JENSEN DUNES, THE		110	3	3%	113
NAPHCARE, INC AT MANATEE COUNTY JAIL		88	25	22%	113
CLEARWATER STATMED QUICK QUALITY CLINICS		37	76	67%	113
TIFFANY HALL NURSING AND REHAB CENTER		104	9	8%	113
VILLA MARIA WEST SKILLED NURSING FACILITY		106	7	6%	113
BROOKDALE PENSACOLA		112	1	1%	113
MAINSTREAM DIAGNOSTIC LABORATORY LLC		98	15	13%	113
TREASURE COAST MEDICAL ASSOCIATES		4	108	96%	112
RESEARCH CENTERS OF AMERICA, LLC		91	21	19%	112

# COVID-19: testing by laboratory

Data through Feb 8, 2021 verified as of Feb 9, 2021 at 09:25 AM

Data in this report are provisional and subject to change.

The numbers in the table below represent the number of Florida and non-Florida residents for whom test results were received by the Department of Health. A person can be tested by more than one laboratory and can have both positive and negative results. **Therefore, the sum of the numbers in each column will be larger than the total number of people tested.**

Reporting lab	Inconclusive	Negative	Positive	Percent positive	Total
BROOKDALE COLONIAL PARK	2	109	1	1%	112
ALLIED HEALTH FORT PIERCE		112			112
ACCESS MEDICAL CENTER		100	12	11%	112
MIAMI VA HEALTHCARE SYSTEM			112	100%	112
MIDWAY PRIMARY CARE, LLC		79	32	29%	111
FAWCETT MEMORIAL HOSPITAL LABORATORY			111	100%	111
THREE OAKS PHARMACY INC		102	9	8%	111
PANAMA PHARMACY	3	91	17	15%	111
BROWARD HEALTH CORAL SPRINGS EPIDEMIOLOGY DEPT		1	110	99%	111
LAKE HOUSE ASSISTED LIVING		93	17	15%	110
SONNIS PEDIATRICS PA		98	12	11%	110
ELAN BUENA VISTA		95	15	14%	110
SH HERON EAST LLC		100	10	9%	110
NAVARRE GARDENS LLC		85	25	23%	110
CLARE BRIDGE OF CAPE CORAL	1	109			110
HOBDAIRI FAMILY HEALTH LLC		76	34	31%	110
FLORIDA HEALTH CARE PLANS INC		1	109	99%	110
CHERRY OAK PALM BEACH COUNTY		104	6	5%	110
JACKSONVILLE UNIVERSITY		100	9	8%	109
LORI MCAULIFFE MD PA		92	17	16%	109
MG PORT CHARLOTTE II SUBTENANT LLC		98	11	10%	109
PHYSICIANS REGIONAL CLINIC		82	27	25%	109
GENOSUR LLC		105	4	4%	109
MONTEFIORE MEDICAL CENTER LABORATORIES - MOSES		100	9	8%	109
Courtyards of Orlando Care Center		101	8	7%	109
ANCHOR CARE AND REHABILITATION CENTER		108	1	1%	109
EAST NEW YORK DIAGNOSTIC AND TREATMENT		103	5	5%	108
EVANS HEALTH CARE		106	2	2%	108
WHITE WILSON MEDICAL CENTER IMMEDIATE CARE		12	95	89%	107
WINDSOR OF LAKEWOOD RANCH,THE		106	1	1%	107
THE COURTYARD ASSISTED LIVING		103	4	4%	107
GRAND OAKS HEALTH & REHABILITATION		106	1	1%	107
BAY VIEW HEALTHCARE		85	22	21%	107
CITRUS MEMORIAL HOSPITAL			107	100%	107
MINUTECLINIC LLC #4987		92	14	13%	106
BROOKDALE JENSEN BEACH		103	3	3%	106
MD 365 MEDICAL CARE		105	1	1%	106
VITAS HEALTHCARE CORPORATION OF FLORIDA		103	3	3%	106
Sandy Ridge Center for Rehabilitation and Healing		85	21	20%	106
HEART OF FLORIDA REGIONAL MED CTR		35	71	67%	106
LAKE REGIONAL URGENT CARE		6	100	94%	106
TGH URGENT CARE - TYRONE		2	104	98%	106
SMILEY MEDICAL GROUP		77	28	27%	105
MEDICAL CONSULTANTS OF FLORIDA DBA	1	90	14	13%	105
MEDICATION ROOMS-CSU/CI NURSE STATION	1	96	8	8%	105
PICH KTM CORP DBA MEDTOWN PHARMACY		89	16	15%	105



# COVID-19: testing by laboratory

Data through Feb 8, 2021 verified as of Feb 9, 2021 at 09:25 AM

Data in this report are provisional and subject to change.

The numbers in the table below represent the number of Florida and non-Florida residents for whom test results were received by the Department of Health. A person can be tested by more than one laboratory and can have both positive and negative results. **Therefore, the sum of the numbers in each column will be larger than the total number of people tested.**

Reporting lab	Inconclusive	Negative	Positive	Percent positive	Total
ADVENTHEALTH MEDICAL GROUP FAMILY MEDICINE AT		83	22	21%	105
NADAL PEDIATRICS		86	18	17%	104
QUICK CARE MED PL CR		80	24	23%	104
VISTA MANOR		92	12	12%	104
UNIVERSITY MEDICAL CENTER SUITES		91	13	13%	104
GRANDE, THE	2	98	4	4%	104
CCS - PAUL REIN DETENTION FACILITY		76	28	27%	104
NORTH FLORIDA EVALUATION AND TREATMENT CENTER	2	97	5	5%	104
SUMMIT MEDICAL GROUP		94	9	9%	103
PREDICTIVE LABORATORIES, INC	1	90	12	12%	103
NAVY HOSPITAL			103	100%	103
IMA MEDICAL GROUP		53	49	48%	102
UNIVERSITY HEALTH SYSTEM INC		92	10	10%	102
JACKSON COUNTY HEALTH DEPARTMENT		65	36	36%	101
JUNO DERMATOLOGY LLC		90	11	11%	101
WALTON PLACE		101			101
FAMILY MEDICAL CARE OF PALM BEACH		41	60	59%	101
WESTWOOD NURSING & REHAB		68	33	33%	101
TRADITION MEDICAL CENTER LABORATORY		48	53	52%	101
LODGE HEALTH AND REHABILITATION CENTER, THE		69	31	31%	100
SOLARIS SENIOR LIVING OF MERRITT ISLAND		97	3	3%	100
Consulate Health Care of Port Charlotte		98	2	2%	100
North Lake Care Center		99	1	1%	100
CENTRAL FLORIDA HEALTH CARE		47	52	53%	99
BIODESIX, INC.		73	26	26%	99
PINELLAS CARE CENTER		71	27	28%	98
LANDMARK, THE		48	50	51%	98
PLAZA OF HALLANDALE BEACH		98			98
SOUTH BALDWIN MEDICAL CENTER GULF SHORES		77	21	21%	98
DOUGLAS T JACOBSON STATE VETERANS HOME		98			98
CHARLES CROFT MD	1	96	1	1%	98
URINEGOODHANDS LLC		96	2	2%	98
MAGNOLIA MEDICAL CLINIC		11	87	89%	98
GLOBAL CENTRAL LABS AT PPD	2	88	8	8%	98
SEMINOLE COUNTY HEALTH DEPARTMENT		79	19	19%	98
FLORIDA COMMUNITY HEALTH CENTERS INC			98	100%	98
CITRUS MEMORIAL HEALTH SYSTEM LAB		2	95	98%	97
LATE HOURS URGENT CARE		58	39	40%	97
WHITE PLAINS HOSPITAL CENTER LAB		93	4	4%	97
ELMCROFT OF BELLA VITA		89	8	8%	97
HEALTH CENTERS AT BRENTWOOD		96	1	1%	97
MED COMP SCIENCES		1	96	99%	97
WELLNOW URGENT CARE PC		97			97
PEDIATRIC ASSOCIATES ORLANDO		82	14	15%	96
CARE CENTERS OF NASSAU		93	3	3%	96
FLAGLER COLLEGE HEALTH SERVICES		70	26	27%	96

# COVID-19: testing by laboratory

Data through Feb 8, 2021 verified as of Feb 9, 2021 at 09:25 AM

Data in this report are provisional and subject to change.

The numbers in the table below represent the number of Florida and non-Florida residents for whom test results were received by the Department of Health. A person can be tested by more than one laboratory and can have both positive and negative results. **Therefore, the sum of the numbers in each column will be larger than the total number of people tested.**

Reporting lab	Inconclusive	Negative	Positive	Percent positive	Total
The Ponce Therapy Care Center		92	4	4%	96
MARKET STREET VIERA		95	1	1%	96
BAYSHORE MEMORY CARE		96			96
LABCORP BURLINGTON		71	25	26%	96
WESTCHESTER MEDICAL CENTER		93	3	3%	96
MY CLINICAL LAB INC		17	78	82%	95
PEDIATRIC CARE CENTER- JACKSONVILLE BEACH		67	28	29%	95
SIGNATURE HEALTHCARE OF PORT CHARLOTTE		88	7	7%	95
CLEVELAND CLINIC FOUNDATION		12	83	87%	95
RIVERSIDE RECOVERY OF TAMPA		94	1	1%	95
CROSS CITY REHABILITATION AND HEALTH CARE CENTER		72	23	24%	95
HOSPICE OF THE TREASURE COAST		92	3	3%	95
DEVANSH LAB WERKS INC		79	16	17%	95
ARBOR TRAIL		77	18	19%	95
MACADAMS HOME HEALTH AGENCY		94	1	1%	95
THE TERRACE OF KISSIMMEE		80	15	16%	95
APLS SERVICES LLC D/B/A CLEAR DIAGNOSTICS	9	86			95
JPR URGENT MEDICAL CARE		95			95
AYERS HEALTH & REHABILITATION CENTER		90	4	4%	94
HOSPICE OF THE EMERALD COAST INC - PANAMA CITY	2	86	6	6%	94
KINDRED HOSPITAL MELBOURNE	1	91	2	2%	94
AMERICAN FAMILY MEDICAL LLC		58	36	38%	94
DIAGNOSTIC SOLUTIONS		3	91	97%	94
J FRANK AVEY MD		75	19	20%	94
SEMINOLE SPORTS AND FAMILY MEDICINE		84	10	11%	94
ST MARK ASSISTED LIVING CENTER	1	82	11	12%	94
DOS OF NORTH SHORES NURSING & REHAB CENTER		93			93
Mt Sinai Aventura			93	100%	93
ADVENTHEALTH MEDICAL GROUP PRIMARY CARE		89	4	4%	93
VILLAS OF HOLLY BROOK - BRADENTON 14TH		93			93
CONSULATE HEALTH CARE OF SARASOTA	1	92			93
VIERA HOSPITAL			93	100%	93
PINELLAS COUNTY JAIL			92	100%	92
EMBRY RIDDLE AERONAUTICAL UNIVERSITY HEALTH SERVICES		1	91	99%	92
ORLANDO LUTHERAN TOWERS ASSISTED LIVING		92			92
PROFESSIONAL URGENT CARE SERVICES		64	28	30%	92
Cross Landings Health and Rehabilitation		91	1	1%	92
HURLBURT FIELD CLINIC		39	53	58%	92
HERON CLUB AT PRESTANCIA		89	2	2%	91
ADVENT HEALTH CENTRA CARE - WATERMAN		78	13	14%	91
ISLAND DOCTORS		10	81	89%	91
RIDGEWOOD DIAGNOSTIC LABORATORY		87	4	4%	91
KORGENE LAB	1	23	67	74%	91
JUPITER MEDICAL CENTER URGENT CARE - STUART		62	29	32%	91
KALEIDA HEALTH CENTER FOR LABORATORY		84	6	7%	90
ALL MY KIDS PEDIATRICS INC		70	20	22%	90

# COVID-19: testing by laboratory

Data through Feb 8, 2021 verified as of Feb 9, 2021 at 09:25 AM

Data in this report are provisional and subject to change.

The numbers in the table below represent the number of Florida and non-Florida residents for whom test results were received by the Department of Health. A person can be tested by more than one laboratory and can have both positive and negative results. **Therefore, the sum of the numbers in each column will be larger than the total number of people tested.**

Reporting lab	Inconclusive	Negative	Positive	Percent positive	Total
CRYSTAL RIVER HEALTH & REHAB		90			90
SUMMIT MEDICAL GROUP PA		81	9	10%	90
QPS, LLC		87	3	3%	90
KEYS MEDICAL GROUP			90	100%	90
MAGNOLIA DIAGNOSTIC		2	88	98%	90
ROHR HOME		86	3	3%	89
STUART LODGE LIVING LLC		66	23	26%	89
HARBORCHASE OF NAPLES		76	13	15%	89
MIAMI BEACH COMMUNITY HEALTH CENTER		1	88	99%	89
CAREMOUNT MEDICAL - PATHOLOGY		85	3	3%	88
JOHN KNOX VILLAGE OF FLORIDA ALF	1	83	4	5%	88
MCW MENTAL HEALTH LLC		86	2	2%	88
MARTIN ACQUISITION 1 LLC DBA		75	13	15%	88
Peninsula Care and Rehab		76	12	14%	88
FIRSTCARE CLINIC		40	48	55%	88
AVERO DIAGNOSTICS		64	24	27%	88
FREEDOM INN AT TARPON SPRINGS		81	7	8%	88
GOVERNOR'S CREEK HEALTH & REHABILITATION		87	1	1%	88
GEORGE SAFRAN MD PC		78	10	11%	88
STERLING HOUSE OF WINTER HAVEN		85	3	3%	88
JEFFERSON COUNTY HEALTH DEPARTMENT-MONTICELLO		61	26	30%	87
PENNSYLVANIA DEPT OF HEALTH		20	67	77%	87
PRIME HEALTH OF NORTH PORT LLC		79	8	9%	87
The Grove Health and Rehabilitation		64	23	26%	87
BRANDON HEALTH AND REHABILITATION CENTER	1	85	1	1%	87
NORTH FLORIDA SPINE AND WELLNESS		67	20	23%	87
LAKE GIBSON VILLAGE, LLC		84	3	3%	87
PACIFIC ANALYTICS			87	100%	87
ADVENT HEALTH - PALM HARBOR ER		64	23	26%	87
AMERICAN HOUSE COCONUT POINT		76	11	13%	87
LIFE BRITE		72	15	17%	87
DISCOVERY VILLAGE AT THE FORUM		86			86
LECONTE MEDICAL CENTER LAB		68	18	21%	86
CCS - BROWARD COUNTY JAIL		80	6	7%	86
A PLUS PEDIATRICS		73	13	15%	86
Centre Pointe Health and Rehabilitation Center		75	11	13%	86
PENSACOLA DEVELOPMENTAL CENTER		67	19	22%	86
BAHIA OAKS LODGE		84	2	2%	86
W. FRANK WELLS NURSING HOME		84	1	1%	85
MIAMI SHORES NURSING & REHAB		85			85
NSPIRE HEALTHCARE TAMARAC		80	5	6%	85
ALTERNATIVE LIVING, INC DBA TWIN CITIES PAVILION		83	2	2%	85
SOUTH GEORGIA MEDICAL CENTER		48	37	44%	85
East Bay Rehabilitation Center		51	34	40%	85
PEDIATRICS IN BREVARD PA- ROCKLEDGE		54	31	36%	85
STAR CARE		77	8	9%	85

# COVID-19: testing by laboratory

Data through Feb 8, 2021 verified as of Feb 9, 2021 at 09:25 AM

Data in this report are provisional and subject to change.

The numbers in the table below represent the number of Florida and non-Florida residents for whom test results were received by the Department of Health. A person can be tested by more than one laboratory and can have both positive and negative results. **Therefore, the sum of the numbers in each column will be larger than the total number of people tested.**

Reporting lab	Inconclusive	Negative	Positive	Percent positive	Total
HEALTHPOINT MED GRP OF THE EMERALD COAST LLC		62	22	26%	84
SUNSHINE GARDENS		83	1	1%	84
NITE LITE PEDIATRICS - JACKSONVILLE		76	8	10%	84
CLYDE E LASSEN STATE VETERANS NURSING HOME		59	25	30%	84
PINES OF SARASOTA GARDEN		84			84
RITE MEDICAL CARE PC		83	1	1%	84
ADVENT HEALTH - TIMBERRIDGE ER		69	15	18%	84
SEVEN HILLS HEALTH AND REHABILITATION CENTER		68	16	19%	84
KINDRED HOSPITAL - SOUTH FLORIDA		83			83
WALGREENS #12673		81	2	2%	83
LAFAYETTE NURSING AND REHABILITATION CENTER		81	2	2%	83
LABCORP EMPLOYER SERVICES		82	1	1%	83
KINDRED HOSPITAL NORTH FLORIDA	3	75	5	6%	83
LABCORP RTP		32	51	61%	83
A2Z DIAGNOSTICS		82	1	1%	83
PANCARE HEALTH GULF COUNTY		57	26	31%	83
WILLISTON PEDIATRICS PA		61	22	27%	83
NORTH BEACH REHABILITATION CENTER		81	1	1%	82
LAB		29	53	65%	82
CANOPY ON BERRYHILL, THE		51	31	38%	82
JUPITER MEDICAL CENTER URGENT CENTER		56	26	32%	82
Lexington Health and Rehabilitation Center		82			82
THE PAVILION FOR HEALTH CARE		72	10	12%	82
PALMS EDGE	1	74	6	7%	81
ERIE COUNTY MEDICAL CTR CLINICAL LABS		77	4	5%	81
SACRED HEART HEALTH SYSTEM INC		58	23	28%	81
MINNESOTA TWINS		76	5	6%	81
ADVANCED EMURGENT CARE		27	54	67%	81
D PEDIATRICS		75	6	7%	81
BIO-TECH CLINICAL LABORATORIES		41	40	49%	81
OPPENHEIMER PLASTIC SURGERY LLC		76	5	6%	81
ATRIUM AT LIBERTY PARK		76	4	5%	80
MILLENNIUM PHYSICIAN GROUP LLC		66	14	18%	80
SENIOR LIVING VII TAMPA LLC	1	70	9	11%	80
Crystal Health & Rehab Center		77	3	4%	80
MEMORY CARE OF NAPLES		80			80
STONY BROOK UNIVERSITY MEDICAL CENTER		65	14	18%	79
BALMORAL TENANT SERVICES INC	1	43	35	44%	79
MINUTECLINIC DIAGNOSTIC OF SOUTH CAROLINA, LLC		65	14	18%	79
CLERMONT URGENT CARE			79	100%	79
EC OPCO CARROLLWOOD LLC		73	6	8%	79
LABFIRST - DEPARTMENT OF PATHOLOGY		76	3	4%	79
CBS LABS OF TAMPA LLC		3	76	96%	79
KINDRED HOSPITAL SOUTH FLORIDA		77	2	3%	79
GRAND OAKS OF JENSEN BEACH LLC		79			79
MICRO PATH LABORATORIES INC		77	2	3%	79

# COVID-19: testing by laboratory

Data through Feb 8, 2021 verified as of Feb 9, 2021 at 09:25 AM

Data in this report are provisional and subject to change.

The numbers in the table below represent the number of Florida and non-Florida residents for whom test results were received by the Department of Health. A person can be tested by more than one laboratory and can have both positive and negative results. **Therefore, the sum of the numbers in each column will be larger than the total number of people tested.**

Reporting lab	Inconclusive	Negative	Positive	Percent positive	Total
VETERANS AFFAIRS MEDICAL CENTER - PALO ALTO		28	51	65%	79
CATHOLIC HEALTH SYSTEM DEPT LABORATORY		77	2	3%	79
EDGEWATER AT WATERMAN VILLAGE		78	1	1%	79
BENTON HOUSE AT OAKLEAF		51	28	35%	79
SONATA WEST		77	2	3%	79
ST PETERSBURG PEDIATRICS-SEMINOLE		68	10	13%	78
Madison Health and Rehabilitation Center		42	36	46%	78
WINDSOR OAKS		77	1	1%	78
KENILWORTH CARE & REHABILITATION CENTER		71	7	9%	78
LAKE MORTON PLAZA		75	3	4%	78
HEARTLAND HEALTHCARE AND REHAB CENTER		56	22	28%	78
HIGHLANDS MEDICAL CENTER		75	3	4%	78
HUNTSVILLE HOSPITAL LABORATORY		53	25	32%	78
DIATHERIX LABORATORIES		40	38	49%	78
NEW SMYRNA BEACH URGENT CARE			78	100%	78
ESCAMBIA COUNTY JAIL		54	24	31%	78
HAWTHORN HOUSE		65	13	17%	78
TRUE NORTH HEALTH NAVIGATION LLC DBA DISPATCHHEALTH	1	60	16	21%	77
AZALEA TRACE PHYSICIAN SERVICES		76	1	1%	77
BAPTIST MEDICAL CENTER SOUTH		62	15	19%	77
HOSPICE OF MARTIN & ST LUCIE, INC		74	3	4%	77
A COUNTRY PLACE ASSISTED LIVING FACILITY		75	2	3%	77
ORANGE CITY NURSING AND REHAB		75	2	3%	77
PLYMOUTH HOME FOR ADULTS, INC.	8	68	1	1%	77
CLINICAL PATHOLOGY ASSOCIATES-SONIC REFERENCE LAB		76			76
DELAND WELLNESS CENTER			76	100%	76
DYNAMIC MEDICAL USA			76	100%	76
ARBOR TERRACE ORTEGA LLC	2	74			76
PATHWAY PHARMACY		52	24	32%	76
WINDSOR REFLECTIONS		75	1	1%	76
EAST ALABAMA MEDICAL CENTER LABORATORY		64	12	16%	76
ADVENT HEALTH - WESTCHASE ER		64	12	16%	76
Kindred Hospital South Florida Hollywood SNU		72	4	5%	76
PARK OF THE PALMS INC		76			76
CHAMBREL AT ISLAND LAKE		73	3	4%	76
GIBBENS FAMILY MEDICAL, LLC		58	18	24%	76
AVANTE AT OCALA INC		55	21	28%	76
NORTH PORT REHABILITATION AND NURSING CENTER		75	1	1%	76
S-H THIRTY-FIVE OPCO- PORT ST LUCIE, LLC	1	75			76
MOBILE PHYSICIAN SERVICES INC		67	8	11%	75
BOND CLINIC PA		43	32	43%	75
ADVENTHEALTH EXPRESSCARE		45	30	40%	75
QUALITY URGENT CARE AND WELLNESS PL	1	44	30	40%	75
ARBOR TERRACE SAN JOSE LLC	3	70	2	3%	75
PROMEDICA LABORATORIES		21	54	72%	75
PARTICLE THEORY LABS		68	6	8%	74

# COVID-19: testing by laboratory

Data through Feb 8, 2021 verified as of Feb 9, 2021 at 09:25 AM

Data in this report are provisional and subject to change.

The numbers in the table below represent the number of Florida and non-Florida residents for whom test results were received by the Department of Health. A person can be tested by more than one laboratory and can have both positive and negative results. **Therefore, the sum of the numbers in each column will be larger than the total number of people tested.**

Reporting lab	Inconclusive	Negative	Positive	Percent positive	Total
NOAH CLINICAL LABORATORY		63	11	15%	74
HEALTH FIRST - PALM BAY HOSPITAL		2	72	97%	74
SEMINOLE TRIBE OF FLORIDA		58	16	22%	74
CENTURY CENTER FOR REHABILITATION & HEALING		56	18	24%	74
MD 365 MEDICAL CARE PLLC		74			74
CENTRAL BALDWIN IMMEDIATE CARE & FAMILY PRACTICE		57	17	23%	74
The Crossings		74			74
ARIZONA DEPARTMENT OF HEALTH SERVICES		2	71	97%	73
LAB PLUS, LLC AT SAINT THOMAS WEST HOSPITAL		59	14	19%	73
FHMG LAKE MARY PEDS		60	13	18%	73
ST VINCENT'S AMBULATORY CARE INC DBA	2	58	13	18%	73
ARDEN COURTS OF LELY PALMS		72	1	1%	73
BROOKDALE OVIEDO		71	2	3%	73
SANIBEL INTERNAL MEDICINE, LLC		70	3	4%	73
WATERCREST ST LUCIE WEST	1	69	3	4%	73
CONSULATE HEALTH CARE - LAKE MARY		72	1	1%	73
BROWARD HEALTH MEDICAL CENTER CLINICAL LAB			73	100%	73
SCOTT LAKE HEALTH AND REHABILITATION CENTER		71	2	3%	73
HUNTINGTON HOSPITAL LABORATORY		69	3	4%	72
HAVEN OF OUR LADY OF PEACE		72			72
TUSCAN ISLE OPERATING COMPANY LLC DBA		69	3	4%	72
CRAIG BERGER MD PL D/B/A BAY AREA EYE INSTITUTE		72			72
BROWARD HEALTH MEDICAL CENTER		3	69	96%	72
WALGREENS 9627		66	6	8%	72
ST VINCENT'S BIRMINGHAM		66	6	8%	72
SIMED LABORATORY		57	15	21%	72
BEACHES PEDIATRICS PA		67	5	7%	72
EXPERTUS LABORATORIES INC		24	47	66%	71
AMMON LABS		61	10	14%	71
FLORIDA PEDIATRIC GROUP		27	44	62%	71
LONG TERM CARE OF JAY, LLC		50	21	30%	71
STERLING HOUSE OF TALLAHASSEE	3	62	6	8%	71
ADVANCED LAB		67	4	6%	71
SUMMIT AT VENICE	2	63	5	7%	70
FLORIDA MEDICAL CLINIC LLC		47	23	33%	70
Highlands Regional Hospital		63	7	10%	70
MEASE COUNTRYSIDE HOSPITAL			70	100%	70
WALGREENS 4915		63	7	10%	70
ASHRAF MEDICAL GROUP PLLC DBA PULSE MD		68	2	3%	70
MEMORIAL MANOR		70			70
PORT CHARLOTTE REHABILITATION CENTER		60	10	14%	70
SUNCOAST COMMUNITY HEALTH CENTERS PEDIATRICS		21	49	70%	70
ADVENT HEALTH - LAKE MARY		60	10	14%	70
PARKSIDE INN	3	64	2	3%	69
Winter Garden Rehab and Nursing Facility		64	5	7%	69
USF HEALTH MORSANI CENTER		5	64	93%	69

# COVID-19: testing by laboratory

Data through Feb 8, 2021 verified as of Feb 9, 2021 at 09:25 AM

Data in this report are provisional and subject to change.

The numbers in the table below represent the number of Florida and non-Florida residents for whom test results were received by the Department of Health. A person can be tested by more than one laboratory and can have both positive and negative results. **Therefore, the sum of the numbers in each column will be larger than the total number of people tested.**

Reporting lab	Inconclusive	Negative	Positive	Percent positive	Total
CP/AIG PENSACOLA DEVELOPMENT LLC		66	3	4%	69
HERITAGE HEALTHCARE AND REHABILITATION CENTER		69			69
ASSOCIATED CLINICAL LABORATORIES		60	8	12%	68
ROSECASTLE AT DELANEY CREEK		67	1	1%	68
PLANTATION GENERAL HOSPITAL CLINICAL LAB		26	42	62%	68
SUNCOAST OPTIMAL WELLNESS		23	45	66%	68
RARITAN BAY PERTH AMBOY		61	7	10%	68
AEL- MEMPHIS		17	51	75%	68
MINUTECLINIC DIAGNOSTIC		63	5	7%	68
EISENHOWER ARMY MEDICAL CENTER		61	7	10%	68
Oakhurst Center		65	3	4%	68
DAYSRING SENIOR LIVING LLC		66	2	3%	68
SAN JOSE SENIOR CARE LLC	1	43	24	35%	68
Avante at St Cloud, Inc.		66	2	3%	68
PANIRA HEALTHCARE CLINIC		2	66	97%	68
L&S SENIOR CARE DBA ARCADIA OAKS	3	64	1	1%	68
GULFCOAST PEDIATRICS		62	5	7%	67
MD LABS		40	27	40%	67
GENPATH			67	100%	67
VIERA DEL MAR HEALTH AND REHABILITATION CENTER		63	4	6%	67
COOPER FAMILY MEDICAL PLLC		50	17	25%	67
MEASE MANOR INC		63	4	6%	67
ACE BIOMEDICAL LABS LLC		55	12	18%	67
LAKE HOWELL FAMILY MEDICINE ASSOCIATES		56	11	16%	67
NORTH SHORE MEDICAL LABS	1	61	5	7%	67
CVS		13	54	81%	67
WALGREENS 2941		63	3	5%	66
ATMORE COMMUNITY HOSPITAL LABORATORY		46	20	30%	66
GV NAPLES OPCO, LLC		65	1	2%	66
PUBLIC SQUARE PHARMACY LLC		51	15	23%	66
PANCARE HEALTH - MALONE CLINIC		60	6	9%	66
MEDEX MEDICAL EXPRESS OF PALATKA			66	100%	66
SUMMER VISTA ASSISTED LIVING		38	27	42%	65
INDIGO MANOR		22	43	66%	65
STONY BROOK SOUTHAMPTON		64	1	2%	65
JERICO URGENT CARE		62	3	5%	65
CL BRUMBACK PRIMARY CARE CLINICS		16	49	75%	65
OKEECHOBEE URGENT CARE		17	48	74%	65
OAK MANOR NURSING HOME		62	3	5%	65
ISLAND COAST PEDIATRICS		58	7	11%	65
ALTAMONTE PEDIATRIC ASSOCIATES		31	34	52%	65
WHITE-WILSON MEDICAL CENTER - NICEVILLE		56	9	14%	65
ST PETERSBURG PEDIATRICS-MLK JUNIOR BLVD		59	6	9%	65
CATHOLIC HEALTH SERVICES REGIONAL LAB		58	7	11%	65
VITAS HEALTHCARE		58	6	9%	64
WADSWORTH HEALTH CENTER		61	3	5%	64

# COVID-19: testing by laboratory

Data through Feb 8, 2021 verified as of Feb 9, 2021 at 09:25 AM

Data in this report are provisional and subject to change.

The numbers in the table below represent the number of Florida and non-Florida residents for whom test results were received by the Department of Health. A person can be tested by more than one laboratory and can have both positive and negative results. **Therefore, the sum of the numbers in each column will be larger than the total number of people tested.**

Reporting lab	Inconclusive	Negative	Positive	Percent positive	Total
OUT OF STATE		40	24	38%	64
LAKE WALES OPERATING GROUP LLC		59	5	8%	64
NXGEN MDX		20	44	69%	64
NEMOURS CHILDRENS PRIMARY CARE OVIEDO		51	13	20%	64
BOND CLINIC DR ELDEEB		35	29	45%	64
HAZELDEN FLORIDA		62	2	3%	64
MED EXPRESS		6	58	91%	64
GREENLEAF ALF		63	1	2%	64
JOSEPH L MORSE GERIATRIC CENTER	2	59	3	5%	64
VETERANS AFFAIRS MEDICAL CENTER - GULF COAST		27	37	58%	64
MEDI CLINIC SARASOTA INC		62	1	2%	63
TURNING POINT OF TAMPA		57	6	10%	63
BEEHIVE HOMES OF GULF BREEZE		47	16	25%	63
SOMERBY OF SANTA ROSA BEACH		54	9	14%	63
LENOX HILL HOSPITAL		57	6	10%	63
HEARTLAND PHARMACY LAKE PLACID, INC		47	16	25%	63
APC PEDIATRICS AT RYE ROAD MEDICAL PARK		63			63
MISIR DRUGS LLC		51	12	19%	63
VIERA HEALTH AND REHABILITATION CENTER		62	1	2%	63
F&T MEDICAL RESEARCH, INC		63			63
MED ONE AT SAINT AUGUSTINE		33	30	48%	63
BAY PINES MEDICAL ASSOCIATES		1	61	98%	62
Stratford Court of Palm Harbor		52	10	16%	62
OVERLOOK HOSPITAL LABORATORY		57	5	8%	62
BAY REGIONAL URGENT CARE	1	40	21	34%	62
EMERALD COAST BEHAVIORAL HOSPITAL		58	4	6%	62
ADVENT HEALTH CENTRA CARE - WINTER GARDEN		17	45	73%	62
BIG BOCA SMILES LLC		60	2	3%	62
BIOREFERENCE LABORATORIES		7	55	89%	62
MINUTECLINIC DIAGNOSTIC OF TEXAS, LLC		55	7	11%	62
SAMFORD UNIVERSITY HEALTH SERVICES		60	1	2%	61
AMERICAN FAMILY MEDICAL		48	13	21%	61
LUTHERAN HAVEN ASSISTED LIVING		61			61
CRESTVIEW URGENT CARE			61	100%	61
EMERALD COAST HOSPICE		60	1	2%	61
Winter Park Care and Rehab		60	1	2%	61
WASHINGTON REHABILITATION AND NURSING CENTER		51	10	16%	61
MINUTECLINIC DIAGNOSTIC OF OHIO LLC		46	15	25%	61
JACOBI MEDICAL CENTER		57	3	5%	60
LAKELAND REGIONAL HEALTH		36	24	40%	60
ARBOR OAKS AT TYRONE	6	54			60
THE PRESERVE AT CLEARWATER		58	2	3%	60
NORTH SHORE UNIVERSITY HOSPITAL LABORATORY		54	6	10%	60
MENTAL HEALTH CARE INC		51	9	15%	60
TWIN CREEKS ASSISTED LIVING & MEMORY CARE		57	3	5%	60
FERN PARK DEVELOPMENTAL CENTER		5	54	92%	59



# COVID-19: testing by laboratory

Data through Feb 8, 2021 verified as of Feb 9, 2021 at 09:25 AM

Data in this report are provisional and subject to change.

The numbers in the table below represent the number of Florida and non-Florida residents for whom test results were received by the Department of Health. A person can be tested by more than one laboratory and can have both positive and negative results. **Therefore, the sum of the numbers in each column will be larger than the total number of people tested.**

Reporting lab	Inconclusive	Negative	Positive	Percent positive	Total
PEDIATRIC ASSOCIATES AT ARGYLE PA		56	3	5%	59
MILLENIUM PHYSICIANS GROUP		1	58	98%	59
RITECARE MED CTR H			59	100%	59
CAREATC CITY OF TAMPA		44	15	25%	59
INTERNAL LAB		50	9	15%	59
FHMG- FLORIDA HOSPITAL MEDICAL GROUP		49	10	17%	59
PRIMECARE AT TWIN LAKES		1	58	98%	59
MOOSEHAVEN LIFE CARE CENTER		59			59
Summit Medical Group, Pa DbA Citymd		53	6	10%	59
WILSON MEMORIAL REGIONAL MEDICAL CENTER		55	4	7%	59
BIOTECH		52	7	12%	59
QUALITY URGENT CARE AND WELLNESS		31	28	47%	59
THE CANOPY AT BERRYHILL		58			58
Golfview Healthcare Center		58			58
LPG CONVENIENT CARE AT PINE ISLAND ROAD		52	6	10%	58
KINDRED AT HOME		49	9	16%	58
BURRY'S PHARMACY INC		35	23	40%	58
TRINITY AL SENIOR HOUSING LLC		45	13	22%	58
MICHIGAN DEPARTMENT OF HEALTH AND HUMAN SERVICES	1		57	98%	58
Margate Health and Rehabilitation Center		56	2	3%	58
FLORIDA HEALTH CARE		8	50	86%	58
CALADIUM PEDIATRICS		54	4	7%	58
NORTH FLORIDA PEDIATRICS		48	10	17%	58
ASCENSION SACRED HEART BAY LABORATORY		54	3	5%	57
METROPOLITAN HOSPITAL CENTER		53	4	7%	57
CORNERSTONE MEDICAL CARE OF BRANDON PL		49	8	14%	57
PEDIATRIC SERVICES OF AMERICA INC		56	1	2%	57
ALZHEIMERS CARE CENTER OF VIERA LTD		37	20	35%	57
CINNAMON COVE ALF		56	1	2%	57
PALM BAY URGENT CARE		28	29	51%	57
MALCOM RANDALL DEPT OF VAMC			57	100%	57
CORAL GABLES HOSPITAL			57	100%	57
KAPG FLEMING ISLAND SENIOR HOUSING OPCO LLC	1	56			57
PHYSICIANS PRIMARY CARE OF SOUTHWEST FLORIDA		39	17	30%	56
TUKA PEDIATRICS		7	49	88%	56
BAYCARE HEALTH SYSTEMS		2	54	96%	56
TIFFANY HALL NURSING AND REHAB		44	12	21%	56
AFTER HOURS PEDIATRICS			56	100%	56
LAKELAND REGIONAL HEALTH LAKE MIRIAM		24	32	57%	56
HORIZON ALF		55	1	2%	56
HERNANDO COUNTY FIRE RESCUE DISTRICT		25	31	55%	56
BAPTIST HEALTH SOUTH FLORIDA - WEST BOCA URGENT CARE		34	22	39%	56
UNIVERSITY CENTER MEDICAL LLC DBA	1	52	3	5%	56
CAN COMMUNITY HEALTH		55	1	2%	56
AU HEALTH		43	13	23%	56
EAGLES WATCH CLUSTER		47	9	16%	56

# COVID-19: testing by laboratory

Data through Feb 8, 2021 verified as of Feb 9, 2021 at 09:25 AM

Data in this report are provisional and subject to change.

The numbers in the table below represent the number of Florida and non-Florida residents for whom test results were received by the Department of Health. A person can be tested by more than one laboratory and can have both positive and negative results. **Therefore, the sum of the numbers in each column will be larger than the total number of people tested.**

Reporting lab	Inconclusive	Negative	Positive	Percent positive	Total
LAKE CITY VA MEDICAL CENTER			56	100%	56
ST FRANCIS HOSPITAL		47	8	15%	55
ADVENT HEALTH - PALM COAST		1	54	98%	55
SONATA HUNTERS CREEK		47	8	15%	55
MEDRITE URGENT CARE		44	11	20%	55
BioReference Laboratories, Inc		6	49	89%	55
STEINHATCHEE FAMILY MEDICAL CENTER	1	48	6	11%	55
FLORIDA DEPARTMENT OF HEALTH IN WALTON COUNTY		45	10	18%	55
TBI RESIDENTIAL SERVICES, INC.		44	11	20%	55
MEDLOGIC LABORATORIES		3	52	95%	55
KENDALL REGIONAL MEDICAL CENTER LAB	3		52	95%	55
AEGIS MEDICAL GROUP		46	9	16%	55
PREMIER MEDICAL ASSOCIATES ALL FLORIDA LLC		54	1	2%	55
CARDIOLOGY AND MEDICINE ASSOCIATES		40	15	27%	55
MINUTECLINIC DIAGNOSTIC OF NORTH CAROL		45	9	17%	54
ST. CLOUD MEDICAL GROUP		54			54
BROOKDALE CENTRE POINTE	1	53			54
SARASOTA CO. HEALTH DEPT # 58		40	14	26%	54
BISHOP GRADY VILLAS		53	1	2%	54
FLORIDA MEDICAL CLINIC PA		46	8	15%	54
UNITED LABORATORY SERVICES CORPORATION		38	16	30%	54
EC OPCO PENSACOLA, LLC		53	1	2%	54
CERTUS MTD OPCP LLC		52	2	4%	54
FAMILY EXTENDED CARE OF PUNTA GORDA		54			54
JUNIPER VILLAGE AT NAPLES		53	1	2%	54
CLERMONT HEALTH AND REHAB		40	14	26%	54
EXPRESS DOCS LLC			54	100%	54
Gabisa Medical LLC		53			53
APOLLOMDX LABS		31	22	42%	53
THOMAS INTERNAL MEDICINE		44	9	17%	53
TROY REGIONAL MEDICAL CENTER		42	11	21%	53
MENORAH HOUSE		52	1	2%	53
TITUSVILLE FAMILY PRACTICE		16	37	70%	53
PALM BAY PEDIATRICS		36	17	32%	53
HARMONY CLINIC		1	52	98%	53
GENESIS DERMATOLOGY		49	4	8%	53
Osprey Point Nursing Center		51	2	4%	53
life Care Center of Melbourne		37	16	30%	53
SOMERSET			53	100%	53
PANCARE HEALTH - JACKSON COUNTY		41	11	21%	52
CHILDREN'S HOSPITAL OF ALABAMA		51	1	2%	52
BLISS HEALTHCARE SERVICES		33	19	37%	52
PUTNAM COUNTY SHERIFFS OFFICE		46	6	12%	52
SONATA BOCA RATON		48	4	8%	52
NITE LITE PEDIATRICS - PORT ST. LUCIE		43	9	17%	52
SNH BRFL TENANT LLC	2	50			52

# COVID-19: testing by laboratory

Data through Feb 8, 2021 verified as of Feb 9, 2021 at 09:25 AM

Data in this report are provisional and subject to change.

The numbers in the table below represent the number of Florida and non-Florida residents for whom test results were received by the Department of Health. A person can be tested by more than one laboratory and can have both positive and negative results. **Therefore, the sum of the numbers in each column will be larger than the total number of people tested.**

Reporting lab	Inconclusive	Negative	Positive	Percent positive	Total
PROMEDICA SENIOR LIVING		51	1	2%	52
SOUTH LAKE PEDIATRICS		50	2	4%	52
INTERNAL MEDICINE SPECIALIST		46	6	12%	52
ALLIANCE PEDIATRICS		24	28	54%	52
NORTH FLORIDA MEDICAL CENTER		48	4	8%	52
MICHAEL AKPEKE MD		43	9	17%	52
ADVENT HEALTH		49	3	6%	52
VPA PC LAB		48	4	8%	52
ALEXANDER NININGER STATE VETERANS		52			52
BOND AND STEELE CLINIC, PA		42	9	18%	51
GULFVIEW MEDICAL INSTITUTE		51			51
LPG PEDIATRICS AT PAGE FIELD		50	1	2%	51
FINLAY CLINICAL LABORATORY		20	31	61%	51
GOOD HEARTS COVID TESTING		8	43	84%	51
BERNHARDT LABORATORIES	1	12	38	75%	51
WEST VOLUSIA FAMILY AND SPORTS MEDICINE		50	1	2%	51
BARRY UNIVERSITY STUDENT HEALTH SERVICES		37	14	27%	51
GATEWAY CARE CENTER		50	1	2%	51
AVANTE ST CLOUD		48	3	6%	51
GENEDX		37	13	26%	50
BUECHELE DENTAL PA DBA CLERMONT FAMILY DENTISTRY		41	9	18%	50
INTERNAL MEDICINE ASSOCIATES PA		46	4	8%	50
VALENCIA HOUSE ALF		49	1	2%	50
PALM RIVER COMMUNITY HEALTH CENTER		45	5	10%	50
ORCHID COVE AT DAYTONA		45	5	10%	50
BETHUNE-COOKMAN UNIVERSITY		32	18	36%	50
VITAS HEALTHCARE CORP OF FLORIDA		49	1	2%	50
ADVENT HEALTH CENTRA CARE - EAST ORLANDO		21	29	58%	50
Jupiter Medical Center Pavilion		49	1	2%	50
MARQUIS LABS, LLC		49	1	2%	50
PENNSYLVANIA DEPARTMENT OF HEALTH BUREAU OF LABORATORIES			50	100%	50
SARATOGA HOSPITAL LABORATORY		44	5	10%	49
COOPER FAMILY MEDICAL, PLLC		40	9	18%	49
ADVENT HEALTH - MOUNT DORA		9	40	82%	49
TRADITIONAL HOME HEALTH OF PALM BEACH INC		48	1	2%	49
GRAND ST PAUL CVS		49			49
ALLEGRO		47	2	4%	49
SUPERIOR RESIDENCES OF LECANTO		34	15	31%	49
NOMI HEALTH LAB SERVICES LLC		4	45	92%	49
USF		1	48	98%	49
LEVY COUNTY DEPARTMENT OF HEALTH		35	14	29%	49
NORTHBROOK CENTER FOR		47	2	4%	49
SOUTHEAST ALABAMA MEDICAL CENTER			49	100%	49
SOLARIS SENIOR LIVING NORTH NAPLES		48	1	2%	49
ROCHESTER GENERAL HOSPITAL LABORATORY		45	4	8%	49
INN AT ASTON GARDENS AT PELICAN POINTE,THE		45	4	8%	49

# COVID-19: testing by laboratory

Data through Feb 8, 2021 verified as of Feb 9, 2021 at 09:25 AM

Data in this report are provisional and subject to change.

The numbers in the table below represent the number of Florida and non-Florida residents for whom test results were received by the Department of Health. A person can be tested by more than one laboratory and can have both positive and negative results. **Therefore, the sum of the numbers in each column will be larger than the total number of people tested.**

Reporting lab	Inconclusive	Negative	Positive	Percent positive	Total
SOFT CELL LABORATORIES		45	4	8%	49
TREASURE COAST FORENSIC TREATMENT CTR		28	21	43%	49
HIALEAH HOSPITAL RESPIRATORY DEPT			48	100%	48
GRAND OAKS OF PALM CITY LLC	1	41	6	13%	48
FLORIDA HEALTH CARE DELAND			48	100%	48
PREMIER MEDICAL ASSOCIATES		46	2	4%	48
CAREMED INTERNAL MEDICINE		30	18	38%	48
SEWANEE MOLECULAR DIAGNOSTICS LABORATO		48			48
MINUTECLINIC DIAGNOSTIC OF NORTH CARO		43	5	10%	48
HEALTH FIRST - CAPE CANAVERAL HOSPITAL		1	47	98%	48
THE TERRACE OF JACKSONVILLE		3	45	94%	48
INN AT THE FOUNTAINS, THE		34	14	29%	48
COURTYARD GARDENS OF JUPITER		48			48
NAPLES PEDIATRICS INC		43	5	10%	48
TOTAL CARE PLUS LLC			48	100%	48
BAY CENTER HURRICANE SHELTER		48			48
BIOIQ			48	100%	48
DOH		23	25	52%	48
RAINBOW PEDIATRICS PC LLC / BREAKFAST POINT		38	10	21%	48
BARNES HEALTHCARE OF FLORIDA LLC		44	3	6%	47
CAPE REGIONAL MEDICAL CENTER		45	2	4%	47
NAVARRE GARDENS		41	6	13%	47
MID FLORIDA PRIMARY CARE PA		35	12	26%	47
WEST ISLIP URGENT CARE		44	3	6%	47
ATRIA PARK OF LAKE FOREST (WG HERITAGE LF LLC)		46	1	2%	47
INTERLAB		1	46	98%	47
POPLAR HEALTHCARE PLLC	1	11	35	74%	47
DAVID POSNACK JEWISH DAY SCHOOL		47			47
H LEE MOFFITT CANCER CENTER MICRO		46			46
WALGREENS #10373		45	1	2%	46
ADVENT HEALTH MEDICAL GROUP OB GYN AT		40	6	13%	46
KAPG ST AUGUSTINE SENIOR HOUSING OPCO LLC		37	9	20%	46
PREMIER PLACE HEALTHCARE AT THE GLENVIEW		46			46
ST CLOUD PHYSICIAN MANAGEMENT LLC DBA ST CLOUD		27	19	41%	46
EAST MANATEE FAMILY	1	1	44	96%	46
ST JOSEPH'S HOSPITAL LABORATORY			46	100%	46
ROCKLEDGE REGIONAL MEDICAL CENTER		30	16	35%	46
MINUTECLINIC DIAGNOSTIC OF SOUTH CARO		37	9	20%	46
COLLIER BLVD HMA PHYSICIAN MANAGEMENT LLC		46			46
HARTFORD HEALTH SERVICES LLC		46			46
SOS MOBILE MEDICAL CARE LLC		36	10	22%	46
TOWERS HOME CARE		43	3	7%	46
Palms at Ponte Vedra Assisted Living and Memory Care		45	1	2%	46
LITTLE NECK URGENT CARE		44	2	4%	46
GOLDEN POND COMMUNITIES		45			45
MAUREEN OROURKE-FUTEY			45	100%	45

# COVID-19: testing by laboratory

Data through Feb 8, 2021 verified as of Feb 9, 2021 at 09:25 AM

Data in this report are provisional and subject to change.

The numbers in the table below represent the number of Florida and non-Florida residents for whom test results were received by the Department of Health. A person can be tested by more than one laboratory and can have both positive and negative results. **Therefore, the sum of the numbers in each column will be larger than the total number of people tested.**

Reporting lab	Inconclusive	Negative	Positive	Percent positive	Total
MOBILE DOC FL, LLC		29	16	36%	45
NEOGENOMICS LABORATORIES INC		45			45
UNIVERSITY OF CENTRAL FLORIDA HEALTH SERVICES		45			45
WINTER GARDEN REHAB AND NURSING CENTER		41	4	9%	45
GENTIVA HEALTH SERVICES CERTIFIED INC		42	3	7%	45
SOUTHPORT SQUARE HARBOUR HEALTH		45			45
REDI-MED WALK-IN FAMILY CARE			45	100%	45
WELL-BEING MEDICAL CENTER PLLC		40	5	11%	45
KEYSTYLE LIVING LLC	1	43	1	2%	45
STUART URGENT CARE			45	100%	45
PRECISION HEALTH SOLUTIONS LAB		9	35	80%	44
QHC UPSTATE MEDICAL PC		36	8	18%	44
BROOKDALE PALM COAST		44			44
ALLIANCE OF PHYSICIANS AGAINST COVID-19			44	100%	44
ADVENT HEALTH EXPRESS CARE		4	40	91%	44
LINCOLN MEDICAL AND MENTAL HEALTH CENTER		42	2	5%	44
ARDEN COURTS OF SARASOTA		28	16	36%	44
PRACTICE MANAGEMENT OF AMERICA, INC.		7	37	84%	44
PEDIATRICS OF CENTRAL FLORIDA – SAINT CLOUD	2	40	2	5%	44
Baldwin Pediatrx		37	6	14%	43
FLORIDA HOSPITAL		27	16	37%	43
PRINCETON VILLAGE□		39	4	9%	43
BRANCH MEDICAL CLINIC			43	100%	43
LARA HEALTH AND WELLNESS CENTER LLC		43			43
DELCARE PA		34	9	21%	43
FAMILY EXTENDED CARE OF WINTER HAVEN		41	2	5%	43
Guardian Care Nursing and Rehabilitation Center		43			43
CITYMD OF MANAHAWKIN		41	2	5%	43
FHMG_CTR FOR SENIOR HEALTH		38	5	12%	43
PATRICK AIR FORCE BASE		3	40	93%	43
LAKE MARY KIDS CENTRA CARE		33	10	23%	43
WOLFF CTR FOR CHILD & ADOLESCENT HEALTH PLLC,THE		26	17	40%	43
RADIOLOGY ASSOCIATES OF VENICE AND ENGLEWOOD		41	2	5%	43
NEW YORK PRESBYTERIAN - QUEENS DIAGNOSTIC		41	1	2%	42
Atlantic Shore Nursing and Rehab		42			42
PANCARE HEALTH - FREEPORT CLINIC SUITE B		33	9	21%	42
UNIVERSITY OF WEST FLORIDA, THE		42			42
ECOLAB GROUP		8	34	81%	42
WALGREENS 3145		39	3	7%	42
TGH URGENT CARE POWERED BY FAST TRACK			42	100%	42
ROSECASTLE OF JACKSONVILLE LLC		41	1	2%	42
Citymd Of Toms River		36	6	14%	42
NIGHT LITE PEDIATRICS CENTER LLC		10	32	76%	42
CDR MAGUIRE INC	1	7	34	81%	42
CLINICAL LABORATORY		42			42
MAIMONIDES-SHALOM ACADEMY, INC		40	1	2%	41

# COVID-19: testing by laboratory

Data through Feb 8, 2021 verified as of Feb 9, 2021 at 09:25 AM

Data in this report are provisional and subject to change.

The numbers in the table below represent the number of Florida and non-Florida residents for whom test results were received by the Department of Health. A person can be tested by more than one laboratory and can have both positive and negative results. **Therefore, the sum of the numbers in each column will be larger than the total number of people tested.**

Reporting lab	Inconclusive	Negative	Positive	Percent positive	Total
FLORIDA HOSPITAL NEW SMYRNA		4	37	90%	41
NEXT MOLECULAR ANALYTICS		11	30	73%	41
BARNETT PARK		2	39	95%	41
ADVENT HEALTH - LAKE WALES		29	12	29%	41
325TH MEDICAL GROUP		41			41
BRONX LEBANON HOSPITAL-MEDICAL CENTER		37	4	10%	41
ERDOX		39	2	5%	41
PHILLIPPE RIDGE		29	12	29%	41
G & R HEALTH MART PHARMACY		31	10	24%	41
RAPID RELIABLE TESTING NY LLC		37	4	10%	41
PEDIATRICS OF CENTRAL FLORIDA KISSI		33	8	20%	41
NORTH CENTRAL BRONX HOSPITAL		39	2	5%	41
FIRST CHOICE URGENT CARE		10	30	75%	40
CAPITAL REGIONAL MEDICAL CENTER		2	38	95%	40
LINCOLN DIAGNOSTIC LAB		38	2	5%	40
BETHESDA HEALTH URGENT CARE		3	37	93%	40
PACIFICA SENIOR LIVING OCALA		35	5	13%	40
FAST PACE MEDICAL CLINIC, PLLC		35	5	13%	40
PALM BAY HOSPITAL			40	100%	40
ROYAL PALM SENIOR RESIDENCE		40			40
CLINICAL PATHOLOGY LABORATORIES, INC		40			40
HOME CARE PHARMACY		40			40
PRIDE DIAGNOSTICS		24	16	40%	40
LONGLEAF DIAGNOSTIC LABORATORIES		11	29	73%	40
URGENT CARE & WELLNESS CENTER		10	30	75%	40
DOH-WEST PALM BEACH BRANCH LABORATORY		2	38	95%	40
CARE CENTERS OF NASSAU LLC MINER ROAD SOUTH		40			40
CLINICAL RESEARCH SEQUENCING PLATFORM		8	31	79%	39
CENTRA CARE - LAKE NONA		3	36	92%	39
ADVENT HEALTH CENTRA CARE - LAKE LAND		30	9	23%	39
WG EVERGREEN WOODS SH LLC		39			39
NORTH FLORIDA / SOUTH GEORGIA VETERANS HEALTH SYSTEM			39	100%	39
LIFESTREAM BEHAVIORIAL CENTER		22	17	44%	39
MEDEX MEDICAL EXPRESS OF PALATKA LLC			39	100%	39
LOURDES HOSPITAL INC		37	2	5%	39
GUYAN VALLEY WELLNESS CENTER		32	7	18%	39
JUNIPER VILLAGE AT CAPE CORAL		34	5	13%	39
BAY COUNTY JAIL ANNEX		34	5	13%	39
SAFARI PEDIATRICS PA		38	1	3%	39
CARE 4 U MANAGEMENT, INC			39	100%	39
MINUTECLINIC DIAGNOSTIC OF KANSAS, PA		33	6	15%	39
CEDAR CREEK AT KINGS BAY INC		39			39
HERNANDO ENDOSCOPY AND SURGERY CENTER		30	8	21%	38
CENTRAL FLORIDA PEDIATRICS		13	25	66%	38
STEWART MEDICAL GROUP, INC		21	17	45%	38
PLAINVIEW URGENT CARE		36	2	5%	38

# COVID-19: testing by laboratory

Data through Feb 8, 2021 verified as of Feb 9, 2021 at 09:25 AM

Data in this report are provisional and subject to change.

The numbers in the table below represent the number of Florida and non-Florida residents for whom test results were received by the Department of Health. A person can be tested by more than one laboratory and can have both positive and negative results. **Therefore, the sum of the numbers in each column will be larger than the total number of people tested.**

Reporting lab	Inconclusive	Negative	Positive	Percent positive	Total
SAN CARLOS PHARMACY		34	4	11%	38
HOMEWOOD RESIDENCE AT FREEDOM PLAZA		37	1	3%	38
BOND CLINIC, PA		9	29	76%	38
81ST MEDICAL GROUP		17	21	55%	38
BENTON HOUSE OF ST. JOHNS		36	2	5%	38
MISSION OAKS ASSISTED LIVING□		36	2	5%	38
FELICIDAD MEDICAL CENTER			38	100%	38
PERSONAL PEDIATRICS		33	5	13%	38
FLORIDA DEPARMENT OF HEALTH CLAY COUNTY		25	13	34%	38
MOLECULAR DIAGNOSTICS		5	33	87%	38
SURFSIDE URGENT CARE		26	12	32%	38
SIGNATURE HEALTHCARE OF ORANGE PARK		35	3	8%	38
UNIVERSITY OF ALABAMA		35	3	8%	38
NORTH CAROLINA DEPARTMENT OF HEALTH & HUMAN SERVICES	1		37	97%	38
AUTUMN OF SARASOTA		12	26	68%	38
CCRC @ SUNFLOWER LLC		35	3	8%	38
ADVENTIST HEALTH SYSTEM FLORIDA		26	12	32%	38
HOLY NAME HOSPITAL LABORATORY		36	1	3%	37
TAYLORVILLE FAMILY MEDICINE		30	7	19%	37
University Hills health and Rehabilitation		27	10	27%	37
KINDRED HOSPITAL CENTRAL TAMPA BLOOD GAS	1	34	2	5%	37
INSTITUTE OF PATHOLOGY KINGS COUNTY		36	1	3%	37
THE COLLIER AT NAPLES		36	1	3%	37
GATTOLINE ENTERPRISES, INC. DBA FAMILY CARE PHARMACY		31	6	16%	37
SPRING MANOR ASSISTED LIVING		37			37
ONE MILO		37			37
ERIC C MRSHAL, MD, PC #1842		35	2	5%	37
MORTON PLANT			37	100%	37
PREMIER COMMUNITY HEALTHCARE GROUP INC		36	1	3%	37
NORTHWELL HEALTH PLAINVIEW HOSPITAL LABORATORY		28	9	24%	37
PATHOGENIUS LABORATORIES		30	7	19%	37
CAMPBELL URGENT CARE			37	100%	37
PONCE THERAPY CARE CENTER		34	3	8%	37
ISLAND URGENT CARE PLLC		36	1	3%	37
THE GOOD SHEPARDS OF DELAND-WEST		36	1	3%	37
HOLZER HEALTH CENTER		5	32	86%	37
MINUTECLINIC DIAGNOSTIC OF NEW JERSEY		30	7	19%	37
FAMILY EXTENDED CARE OF SEBRING INC		35	2	5%	37
BRIDGEVIEW CENTER LLC□		27	10	27%	37
CONNECTICUT DEPARTMENT OF HEALTH		22	15	41%	37
HR SARASOTA OPERATOR LLC		25	12	32%	37
BOULEVARD REHABILITATION CENTER		24	13	35%	37
BRP SH OPCO LLC		36			36
MINUTE CLINIC INCORPORATE		30	6	17%	36
UNION MEDICAL CARE PLLC		36			36
S-H THIRTY FIVE OPCO - ORANGE CITY, LLC		27	9	25%	36

# COVID-19: testing by laboratory

Data through Feb 8, 2021 verified as of Feb 9, 2021 at 09:25 AM

Data in this report are provisional and subject to change.

The numbers in the table below represent the number of Florida and non-Florida residents for whom test results were received by the Department of Health. A person can be tested by more than one laboratory and can have both positive and negative results. **Therefore, the sum of the numbers in each column will be larger than the total number of people tested.**

Reporting lab	Inconclusive	Negative	Positive	Percent positive	Total
INNOVATION CLINICAL TRIALS, INC			36	100%	36
CITRUS COUNTY HEALTH DEPARTMENT		33	3	8%	36
PBC FIREFIGHTER BENEFIT FUND WELLNESS CENTER		21	15	42%	36
CVS MINUTE CLINIC		1	35	97%	36
LEE MEMORIAL HEALTH SYSTEM HEALTH FAIR		33	3	8%	36
ACCURATE DIAGNOSTIC LAB		35	1	3%	36
IMA MEDICAL GROUP POINCIANA		14	22	61%	36
BVL/LITTLE ANGEL PEDIATRICS		36			36
IRL		4	31	89%	35
SOUTHERN LABORATORY		10	25	71%	35
HOLMES COUNTY HEALTH DEPARTMENT		26	9	26%	35
WUESTHOFF MEMORIAL HOSPITAL			35	100%	35
TAMPA BAY CONCIERGE DOCTOR, LLC		33	2	6%	35
STAT ONE URGENT CARE CENTER		2	33	94%	35
ST AUGUSTINE PEDIATRIC ASSOC		31	4	11%	35
GRAMERCY PARK URGENT CARE		34	1	3%	35
NEUROINTERNATIONAL SARASOTA		32	3	9%	35
BAYSHORE PATHOLOGY CONSULTANTS PA		34	1	3%	35
MORTON PLANT HOSPITAL NURSING			35	100%	35
TERRACE AT HOBE SOUND, THE	1	31	3	9%	35
EAST HILL PHARMACY		25	10	29%	35
NICEVILLE URGENT CARE		2	33	94%	35
ADVENT HEALTH - FISH MEMORIAL		2	33	94%	35
WEST		21	14	40%	35
WG BAYPOINT VILLAGE SH LLC		35			35
DEVELOPMENTAL DISABILITIES DEFENDANT PROGRAM		33	2	6%	35
P23 LABS		35			35
MARIANNA HEALTH AND REHABILITATION CENTER		34	1	3%	35
PATRICK MANOR INCORPORATED		35			35
ST. MARYS MEDICAL CENTER		1	33	97%	34
PARAMOUNT WALK-IN CLINIC		1	33	97%	34
CSL PLASMA INC		7	27	79%	34
MERCY MEDICAL URGENT CARE CENTER INC		5	29	85%	34
THE MERIDIAN AT BOCA RATON	1	33			34
ST JOHNS COUNTY DETENTION CENTER		34			34
ANDALUSIA HEALTH		17	17	50%	34
VIP WALK IN CLINIC		19	15	44%	34
BELVEDERE COMMONS OF SUN CITY CENTER		34			34
TUSCAN GARDENS OF DELRAY BEACH MANAGEMENT COMPANY,		34			34
POARCH BANC CREEK INDIANS TRIBAL HEALTH DEPARTMENT			34	100%	34
COLLIER HMA PHYSICIAN MANAGEMENT LLC		26	8	24%	34
BIOFIRE		7	27	79%	34
STETSON UNIVERSITY STUDENT HEALTH CENTER		3	31	91%	34
S-H THIRTY FIVE OPCO - LUTZ, LLC		33	1	3%	34
SUWANNEE COUNTY SHERIFF OFFICE		31	3	9%	34
REDI-MED WALK IN FAMILY CLINIC			34	100%	34



# COVID-19: testing by laboratory

Data through Feb 8, 2021 verified as of Feb 9, 2021 at 09:25 AM

Data in this report are provisional and subject to change.

The numbers in the table below represent the number of Florida and non-Florida residents for whom test results were received by the Department of Health. A person can be tested by more than one laboratory and can have both positive and negative results. **Therefore, the sum of the numbers in each column will be larger than the total number of people tested.**

Reporting lab	Inconclusive	Negative	Positive	Percent positive	Total
ENCOMPASS HEALTH REHABILITATION HOSPITAL OF LARGO		31	3	9%	34
CARE CENTERS OF NASSAU, LLC - HENDRICKS RD		34			34
PARKSIDE HEALTH AND REHABILITATION CENTER			34	100%	34
CROSSROADS URGENT CARE		20	14	41%	34
LONG TERM CARE OF GULF BREEZE LLC		30	4	12%	34
PREMISE HEALTH MIA		1	33	97%	34
RASHDA ALBIBI M.D. P.A.		31	3	9%	34
GREENRIDGE GROUP HOME	3	11	19	58%	33
FLORIDA PEDIATRIC GROUP PA		28	5	15%	33
Kensington Gardens		33			33
SOUTHSIDE HOSPITAL NORTHWELL HEALTH LABORATORY		28	5	15%	33
BROOKDALE BONITA SPRINGS		33			33
LONG ISLAND JEWISH MED CTR		30	3	9%	33
AYERS NURSING AND REHABILITATION CENTER		33			33
UNIVERSITY HOSPITAL		28	5	15%	33
PRMG - EAST NAPLES		23	10	30%	33
METRO KNOXVILLE HMA		25	8	24%	33
PHYSICIAN ASSOCIATES LLC		26	7	21%	33
MINUTECLINIC DIAGNOSTIC OF RHODE ISLAND, LLC #1544		32	1	3%	33
ATRIA WILLOW WOOD		32	1	3%	33
LUTHERAN HAVEN EXTENDED CONGREGATE CAR		33			33
MEDCOMP SCIENCES			33	100%	33
JENNIFER J CHIAVETTA-GRISANTI DC		24	9	27%	33
PHOSPHORUS DIAGNOSTICS		27	6	18%	33
ROYAL CARE OF AVON PARK		30	3	9%	33
AHSE ROP		32	1	3%	33
UHEALTH AT FISHER ISLAND			33	100%	33
THE SPRINGS OF PARC HILL		32	1	3%	33
CALHOUN COUNTY HEALTH DEPT		13	20	61%	33
HARMONY HEALTH OPCO, LLC		15	18	55%	33
SANFORD MOBILE LAB PGA TOUR		32	1	3%	33
BOND CLINIC		3	30	91%	33
MAINSTREET FAMILY URGENT CARE		1	32	97%	33
JOHN KNOX VILLAGE OF CENTRAL FLORIDA		28	4	13%	32
VETERAN AFFAIRS MEDICAL CENTER - JAMES J PETERS		30	2	6%	32
SUNLIFE PHARMACY		30	2	6%	32
JACKSON HEALTH SYSTEM		1	31	97%	32
CDR MAGUIRE - MIAMI BEACH CC MISSION 17388		2	30	94%	32
WESTMINSTER ST AUGUSTINE		32			32
COMPLETE HOME CARE OF THE PALM BEACHES LLC		30	2	6%	32
VETERANS HOME			32	100%	32
SPEARHEAD MEDICAL			32	100%	32
NIGHT LITE PEDIATRICS URGENT CARE CENTER			32	100%	32
CCS - JOSEPH V CONTE		31	1	3%	32
OPIS COQUINA CENTER		32			32
AVALON PARK RETIREMENT RESIDENCE		31	1	3%	32

# COVID-19: testing by laboratory

Data through Feb 8, 2021 verified as of Feb 9, 2021 at 09:25 AM

Data in this report are provisional and subject to change.

The numbers in the table below represent the number of Florida and non-Florida residents for whom test results were received by the Department of Health. A person can be tested by more than one laboratory and can have both positive and negative results. **Therefore, the sum of the numbers in each column will be larger than the total number of people tested.**

Reporting lab	Inconclusive	Negative	Positive	Percent positive	Total
WESTWOOD NURSING AND REHABILITATION		28	4	13%	32
PORT SAINT JOHN FAMILY PRACTICE		20	12	38%	32
Heartland Health Care Center North Sarasota		18	14	44%	32
PECONIC BAY MEDICAL CENTER LABORATORY		24	8	25%	32
VILLAGE ON THE ISLE		27	5	16%	32
IPSUM DIAGNOSTICS		3	29	91%	32
EASTERN SHORE URGENT CARE		21	11	34%	32
BRANDON COMMUNITY HEALTH CENTER		23	8	26%	31
BROOKDALE CANOPY OAKS			31	100%	31
MICHAEL J D'AMBROSE MD PA		29	2	6%	31
ADVENTHEALTH MEDICAL GROUP FAMILY MEDICINE AT RDV		31			31
WAVE CREST HEALTH AND REHABILITATION CENTER		30	1	3%	31
RENAISSANCE AT THE TERRACES		30	1	3%	31
LabCorp L#09258130 M#09258125		12	19	61%	31
NIGHT LITE PEDIATRIC CENTER		10	21	68%	31
COLLIER ANESTHESIA PAIN LLC		31			31
INTERCOASTAL MEDICAL GROUP			31	100%	31
ASHTON PLACE	3	24	4	13%	31
ORANGE PARK PEDIATRICS		24	7	23%	31
TRADITIONAL HOME CARE INC		30	1	3%	31
Consulate Health Care of Orange Park		27	4	13%	31
DISCOVERY COMMONS AT BRADENTON		31			31
REGENCY PARK ASSISTED LIVING FACILITY		29	2	6%	31
SILVER LAKE PEDIATRICS PA		27	4	13%	31
ARTHREX MEDICAL CENTER		14	17	55%	31
REGENCY OAKS HEALTH CENTER		28	2	7%	30
LAKELAND REGIONAL HEALTH GATEWAY CENTER		7	23	77%	30
MINUTECLINIC DIAGNOSTIC OF HAWAII LLC		27	3	10%	30
ADVENT HEALTH PRIMARY CARE PLUS, WINTER GARDEN		26	4	13%	30
HERITAGE WATERSIDE		27	3	10%	30
AMEERAH LABS			30	100%	30
CLINCLOUD, LLC			30	100%	30
BOCA BIOLISTIC REFERENCE LAB			30	100%	30
MAKO MEDICAL		16	14	47%	30
AMERICAN ESOTERIC LABORATORIES		15	15	50%	30
THE TERRACE AT IVY ACRES ALF		11	19	63%	30
Okeechobee Health Care Facility		16	14	47%	30
HIGHLANDS LAKE CENTER		27	3	10%	30
EMERGENCY PHYSICIANS MEDICAL CENTER LLC		14	16	53%	30
BARBARA O'REILLY MD PA		29	1	3%	30
FHMG-FLORIDA HOSPITAL MEDICAL GROUP		23	7	23%	30
KEY WEST MEDICAL CENTER	1	28	1	3%	30
WASHINGTON COUNTY HEALTH DEPARTMENT		17	12	41%	29
MINUTE CLINIC LLC #2216		27	2	7%	29
VIKOR SCIENTIFIC			29	100%	29
UNIVERSITY MEDICAL CTR OF PRINCETON AT		27	2	7%	29

# COVID-19: testing by laboratory

Data through Feb 8, 2021 verified as of Feb 9, 2021 at 09:25 AM

Data in this report are provisional and subject to change.

The numbers in the table below represent the number of Florida and non-Florida residents for whom test results were received by the Department of Health. A person can be tested by more than one laboratory and can have both positive and negative results. **Therefore, the sum of the numbers in each column will be larger than the total number of people tested.**

Reporting lab	Inconclusive	Negative	Positive	Percent positive	Total
BROOKDALE VERO BEACH SOUTH AL		29			29
ADVANCE URGENT CARE CENTER, LLC		1	28	97%	29
PANCARE HEALTH - BAY COUNTY - YOUNGSTOWN		26	3	10%	29
UNIV OF ROCHESTER-STRONG MEMORIAL HOSP		28	1	3%	29
PRO HEALTH HARMONY		29			29
SUNTREE INTERNAL MEDICINE		29			29
PALM GARDEN OF JACKSONVILLE		27	2	7%	29
EASYCARE WALK-IN CLINIC		11	18	62%	29
MAGNOLIA DIAGNOSTICS, LLC		3	26	90%	29
CORAL HOUSE ASSISTED LIVING COMMUNITY LLC		29			29
MIAMI CLINICAL RESEARCH CORP			29	100%	29
FLORIDA DEPARTMENT OF HEALTH IN MONROE COUNTY		26	3	10%	29
NEMOURS CHILDRENS CLINIC		22	7	24%	29
UNION MEDICAL CARE		29			29
RENAISSANCE SENIOR LIVING	1	28			29
NCHD		15	14	48%	29
MIDDLETOWN MEDICAL P C		20	9	31%	29
P4CLINICAL	3	2	24	83%	29
PROFESSIONAL PEDIATRICS		27	2	7%	29
UR CARE FAMILY AND SPORTS MEDICINE			29	100%	29
BONIFAY NURSING AND REHAB CENTER			29	100%	29
ATRIA SAN PABLO		27	2	7%	29
DEPT OF VA MED CENTE-WEST PALM BEACH			29	100%	29
GRAND AVENUE RX			29	100%	29
WALK IN MEDICAL URGENT CARE		29			29
NURSES HELPING HANDS INC ALF		29			29
EVERLYWELL		16	13	45%	29
COMPREHENSIVE CHILDCARE		23	6	21%	29
CDC		17	11	39%	28
EDEN AT CRESTVIEW		12	16	57%	28
WEINBERG VILLAGE		27	1	4%	28
WARDE MEDICAL LABORATORY		20	8	29%	28
BROOKDALE PHILLIPPI CREEK			28	100%	28
COMMUNITY MEDICAL CARE CENTER INC			28	100%	28
COUNTY OF LOS ANGELES			28	100%	28
ACTIVE SENIOR LIVING		26	2	7%	28
BULLS HEAD URGENT CARE		27	1	4%	28
MARION PEDIATRICS PA		21	7	25%	28
HEALTH FIRST - VIERA HOSPITAL		1	27	96%	28
FAMILY CARE PARTNERS		18	10	36%	28
ALABAMA CLINICS		15	13	46%	28
GRAND VILLA OF DELAND		24	4	14%	28
LYSTER ACH FT RUCKER AL		25	3	11%	28
LAKELAND NURSING AND REHABILITATION CENTER			28	100%	28
DUVAL PHARMACY		22	6	21%	28
LANDMARK HOSPITAL SOUTHWEST FLORIDA LLC		27	1	4%	28

# COVID-19: testing by laboratory

Data through Feb 8, 2021 verified as of Feb 9, 2021 at 09:25 AM

Data in this report are provisional and subject to change.

The numbers in the table below represent the number of Florida and non-Florida residents for whom test results were received by the Department of Health. A person can be tested by more than one laboratory and can have both positive and negative results. **Therefore, the sum of the numbers in each column will be larger than the total number of people tested.**

Reporting lab	Inconclusive	Negative	Positive	Percent positive	Total
KEY PRIMARY CARE			28	100%	28
WELLMED AT NEW TAMPA		22	6	21%	28
IMA MEDICAL CENTER		16	12	43%	28
CAREHERE LAKE SCHOOLS EMPLOYEE HEALTH CENTER		19	9	32%	28
MADISON COUNTY MEMORIAL HOSPITAL LABORATORY		14	14	50%	28
CONCORD LIFE SCIENCES LLC		10	18	64%	28
PINELLAS INTERNAL MEDICINE ASSOCIATES	1	26	1	4%	28
FAMILY CARE PARTNERS URGENT CARE LLC		22	6	21%	28
DAVID LAWRENCE CENTER		24	4	14%	28
Cleveland Clinic Laboratories		4	24	86%	28
FLAGLER HOSPITAL INC	2		26	93%	28
BENTLEY VILLAGE II		19	9	32%	28
PANCARE HEALTH - BONIFAY K-8			28	100%	28
PORT ST LUCIE HOSPITAL		25	3	11%	28
LAKE MARY - STIRLING CENTER SUITE 202			28	100%	28
URGENT CARE CENTER			27	100%	27
SUMTER PEDIATRICS		25	2	7%	27
BRADFORD COUNTY HEALTH DEPARTMENT		26	1	4%	27
SPANISH RIVER HIGH SCHOOL ESE		23	4	15%	27
HEALTHPARK MEDICAL CENTER ABG LAB		26	1	4%	27
DOT DOC SARASOTA		25	2	7%	27
JAMAICA HOSPITAL MEDICAL CENTER		25	2	7%	27
LAKE PLACID HEALTH AND REHABILITATION			27	100%	27
SANTA BARBARA CARE CENTER		17	10	37%	27
DUVAL COUNTY HEALTH DEPARTMENT		27			27
MINUTE CLINIC, LLC DBA MINUTECLINIC #4505		25	2	7%	27
Wiregrass Rehabilitation Center and Nursing Home		26	1	4%	27
FAST PACE MEDICAL CLINIC		24	3	11%	27
SUNCOAST LABS			27	100%	27
STATEN ISLAND UNIVERSITY HOSPITAL-POUCH		27			27
ATLAN		23	4	15%	27
LEXINGTON PLACE SENIOR LIVING COMMUNITY		27			27
RIVERHEAD URGENT CARE		26	1	4%	27
AMMON ANALYTICAL LABORATORIES		23	4	15%	27
UCLA HEALTHCARE CLINICAL LABS		23	4	15%	27
LABORATORY ALLIANCE OF CENTRAL NEW YORK		26	1	4%	27
EXPRESS CARE OF BELLEVIEW		27			27
ACCESS 365 URGENT CARE		8	19	70%	27
BAY STREET PHARMACY		26	1	4%	27
PALM BEACH COUNTY FIRE RESCUE		24	2	8%	26
ADVENT HEALTH PARTIN SETTLEMENT HEALTH PARK		18	8	31%	26
LOT HEALTH SERVICES	1	25			26
WEST BROWARD CARE CENTER		24	2	8%	26
PREMIER URGENT CARE CENTER LLC			26	100%	26
BROOKDALE SOUTHPOINT			26	100%	26
VETERANS AFFAIRS MEDICAL CENTER - NEW YORK HARBOR		25	1	4%	26

# COVID-19: testing by laboratory

Data through Feb 8, 2021 verified as of Feb 9, 2021 at 09:25 AM

Data in this report are provisional and subject to change.

The numbers in the table below represent the number of Florida and non-Florida residents for whom test results were received by the Department of Health. A person can be tested by more than one laboratory and can have both positive and negative results. **Therefore, the sum of the numbers in each column will be larger than the total number of people tested.**

Reporting lab	Inconclusive	Negative	Positive	Percent positive	Total
WIREGRASS CLINIC LLC		21	5	19%	26
BODYK		22	4	15%	26
THE MINIER URGENT CARE		20	6	23%	26
AHEC CLINIC		2	24	92%	26
OPTUMCARE SOUTH FLORIDA, LLC		20	6	23%	26
ATRIA LADY LAKE		26			26
BROOKDALE BRANDON	1	25			26
URGENT FAMILY CARE INC		23	3	12%	26
PERDIDO URGENT CARE		1	25	96%	26
PULMONARY SPECIALISTS OF THE PALM BEACHES		16	10	38%	26
COLORADO DEPARTMENT OF HEALTH LABORATORY SERVICES DIVISION			26	100%	26
BIG BEND CARES, INC		22	4	15%	26
NATIONAL MENTOR HEALTHCARE LLC			26	100%	26
ADVANCED URGENT CARE		12	14	54%	26
LOOP PEDIATRICS		22	4	15%	26
MONCRIEF ARMY HEALTH CLINIC			26	100%	26
NORTH FLORIDA PEDIATRICS - JACKSONVILLE		22	4	15%	26
STUART REHABILITATION AND HEALTHCARE		12	14	54%	26
AESTHETIC ENHANCEMENTS		26			26
BROWARD HEALTH IMPERIAL POINT NURSING			26	100%	26
HARBORCHASE OF WELLINGTON CROSSING		24	2	8%	26
TGH URGENT CARE - RIVERVIEW			26	100%	26
OAKTREE HEALTHCARE			26	100%	26
WEISS PEDIATRIC CARE LLC		16	9	36%	25
UNIPATH		18	7	28%	25
WOMENS CARE FLORIDA LABORATORY		25			25
LAKES DIALYSIS CENTER INC			25	100%	25
MONTEFIORE NEW ROCHELLE HOSPITAL		23	2	8%	25
GASTROENTEROLOGY ASSOCIATES OF PENSACOLA PA		22	3	12%	25
UNION CHD		22	3	12%	25
WESTPAC LABS		1	24	96%	25
GARDENS HEALTH NH LLC		25			25
VASSAR BROTHERS MEDICAL CENTER LABORATORY		24	1	4%	25
RAINBOW PEDIATRICS		1	24	96%	25
EAST HILL MEDICAL GROUP		17	8	32%	25
ALWAYS BEST CARE SENIOR SERVICES		22	3	12%	25
SOMA MEDICAL CENTER PA #3			25	100%	25
HILA BECKERMAN MD LLC	1	23	1	4%	25
THE WATERMARK AT VISTAWILLA		25			25
LPG CONVENIENT CARE AT METRO		24	1	4%	25
OCOEE PEDIATRICS		20	5	20%	25
ST. CLOUD HOSPITAL		20	5	20%	25
FEDERAL PRISON CAMP PENSACOLA			25	100%	25
Lanier Rehab			25	100%	25
SYNIVERSE WELLNESS CENTER		21	4	16%	25
CHILDRENS MEDICAL CENTER			25	100%	25

# COVID-19: testing by laboratory

Data through Feb 8, 2021 verified as of Feb 9, 2021 at 09:25 AM

Data in this report are provisional and subject to change.

The numbers in the table below represent the number of Florida and non-Florida residents for whom test results were received by the Department of Health. A person can be tested by more than one laboratory and can have both positive and negative results. **Therefore, the sum of the numbers in each column will be larger than the total number of people tested.**

Reporting lab	Inconclusive	Negative	Positive	Percent positive	Total
ALAN A SMITH MD LLC		24	1	4%	25
TALLAHASSEE DEVELOPMENTAL CENTER		24	1	4%	25
RJ LEE GROUP	1	23	1	4%	25
SANITAS		4	21	84%	25
ARCPPOINT LABS OF FORT LAUDERDALE		25			25
ADVENT HEALTH - LAKE MARY PEDIATRICS		16	9	36%	25
M&V SAN JOSE MEDICAL CENTER			25	100%	25
FAMILY HEALTH CENTER		12	13	52%	25
WAKULLA COUNTY HEALTH DEPARTMENT		11	14	56%	25
ST PETER'S BENDER LABORATORY		25			25
MICHAEL A VENAZIO MD		23	2	8%	25
MILLENIA ADVANCED SCIENTIFIC LLC			24	100%	24
ABL MEDICAL CARE LLC			24	100%	24
HENNEPIN COUNTY MEDICAL CENTER (HCMC)		13	11	46%	24
EPIC REFERENCE LABS INC			24	100%	24
PHYSICIANS PRIMARY CARE OF SW FLORIDA PL		24			24
TARPON BAYOU CENTER			24	100%	24
WELLOW URGENT CARE		23	1	4%	24
HERITAGE OAKS ASSISTED LIVING & MEMORY CARE		20	4	17%	24
PENSACOLA PEDIATRICS - PACE		16	8	33%	24
OAKMONTE VILLAGE		23	1	4%	24
THE TRADITION OF THE PALM BEACHES		23	1	4%	24
Bon Secours Maria Manor		19	5	21%	24
MADWAR		19	5	21%	24
LABORATORY DYNAMICS		20	4	17%	24
FLORIDA ATLANTIC UNIVERSITY		21	3	13%	24
AVENTIS BIO-SERVICES CTL		24			24
AVOW HOSPICE INC		24			24
COURTYARDS OF ORLANDO		24			24
ORANGE PEDIATRICS			24	100%	24
COLONY CARE CENTER		15	9	38%	24
ATRIA AT ST JOSEPHS		24			24
VILLAGES REHABILITATION AND NURSING CENTER		24			24
CERON PEDIATRICS & INTEGRATIVE MEDICIN		24			24
SUNQUEST		3	21	88%	24
JOSEF SCHENKER MD PC		24			24
SENIOR HEALTH OF WINTER PARK DUNDEE		24			24
THE COMMONWEALTH OF MASSACHUSETTS			24	100%	24
THE CHAPPEL GROUP RESEARCH		24			24
CHILDREN'S MEDICAL CENTER			24	100%	24
GULFSIDE HOSPICE INC		21	3	13%	24
MED PLUS FLORENCE		20	4	17%	24
THE LODGE AND REHABILITATION CENTER		9	15	63%	24
PALMS, THE		24			24
MINUTECLINIC DIAGNOSTIC OF RHODE ISLAND, LLC #212		24			24
RESIDENCE AT BAY VUE		23	1	4%	24

# COVID-19: testing by laboratory

Data through Feb 8, 2021 verified as of Feb 9, 2021 at 09:25 AM

Data in this report are provisional and subject to change.

The numbers in the table below represent the number of Florida and non-Florida residents for whom test results were received by the Department of Health. A person can be tested by more than one laboratory and can have both positive and negative results. **Therefore, the sum of the numbers in each column will be larger than the total number of people tested.**

Reporting lab	Inconclusive	Negative	Positive	Percent positive	Total
WESTMINSTER WOODS ON JULINGTON CREEK		22	2	8%	24
STEWART MELBOURNE HOSPITAL			24	100%	24
RESIDENTIAL PLAZA AT BLUE LAGOON INC		21	2	9%	23
HEALTH MED CENTERS		23			23
SUMMIT MEDICAL GROUP - 75 E NORTHFIELD		21	2	9%	23
UF HEALTH NORTH JACKSONVILLE			23	100%	23
STATE LAB		2	21	91%	23
EGL GENETIC DIAGNOSTICS		1	22	96%	23
BROOKWOOD BAPTIST MEDICAL CENTER		22	1	4%	23
CHIPOLA MEDICAL ASSOCIATES		4	19	83%	23
SOUTHEASTERN OUTPATIENT SURGERY CENTER		22	1	4%	23
FINLAY C. LABORATORY		3	20	87%	23
PARK WEST MEDICAL CENTER		22	1	4%	23
MINUTECLINIC DIAGNOSTIC OF SOUTH CAROL		21	2	9%	23
ISLAMORADA VILLAGE OF ISLANDS FIRE RESCUE		22	1	4%	23
WUESTHOFF MEDICAL CENTER-MELBOURNE			23	100%	23
NOBLE SENIOR LIVING		3	20	87%	23
MINUTE CLINIC DIAGNOSTIC OF SC, LLC #75		22	1	4%	23
ADVENTHEALTH MEDICAL GROUP FAMILY MEDICINE		22	1	4%	23
Summit Medical Group Westfield Lab		20	3	13%	23
BROOKDALE UNIVERSITY HOSPITAL		22	1	4%	23
COLORADO DEPARTMENT OF PUBLIC HEALTH AND ENVIRONMENT			23	100%	23
MADISON COUNTY MEMORIAL HOSP		12	11	48%	23
NEW JERSEY		22	1	4%	23
PRIME CARE ONE LLC/HARBORCHASE OF VENICE			23	100%	23
A & R RESEARCH GROUP		18	5	22%	23
UNIVERSITY HILLS HEALTH AND REHABILITATION CENTER		18	5	22%	23
WOODHOUSE INC		17	6	26%	23
DCH REGIONAL MEDICAL CENTER LABORATORY		22	1	4%	23
LIGHTHOUSE PEDIATRICS OF NAPLES		19	4	17%	23
GOOD SAMARITAN HOSPITAL LABORATORY		20	3	13%	23
ISLAND COAST PEDIATRICS PA		22	1	4%	23
BAPTIST PRIMARY BLACK CREEK SOUTH			22	100%	22
STEWART MEDICAL GROUP INC			22	100%	22
MIGUEL E TREVINO MD PA		19	3	14%	22
PINES NURSING HOME		21	1	5%	22
LAKE COUNTY SCHOOLS EMPLOYEE HEALTH CENTER		15	7	32%	22
APOLLO SURGERY CENTER		20	2	9%	22
SARASOTA MEMORIAL NURSING & REHABILITATION CTR		22			22
DIACARTA INC.		22			22
FLORIDA PEDIATRICS		6	16	73%	22
EBEIDS MD PEDIATRICS		19	3	14%	22
MOBILE DIVISION LABORATORY		7	15	68%	22
SEAGRASS VILLAGE			22	100%	22
URGENT CARE USA			22	100%	22
FIRST CHOICE PEDIATRICS LOOP		20	2	9%	22

# COVID-19: testing by laboratory

Data through Feb 8, 2021 verified as of Feb 9, 2021 at 09:25 AM

Data in this report are provisional and subject to change.

The numbers in the table below represent the number of Florida and non-Florida residents for whom test results were received by the Department of Health. A person can be tested by more than one laboratory and can have both positive and negative results. **Therefore, the sum of the numbers in each column will be larger than the total number of people tested.**

Reporting lab	Inconclusive	Negative	Positive	Percent positive	Total
AMELIA ASSISTED LIVING FACILITY		22			22
SUNSHINE ASSISTED LIVING		22			22
EP MEDICAL EQUIPMENT PHARMACY		20	2	9%	22
FORT CAROLINE GARDENS, INC		20	2	9%	22
TEN HEALTHCARE		6	16	73%	22
HUNT CLUB PEDIATRIC ASSOCIATES LLC		19	3	14%	22
ADVENT HEALTH EXPRESS		9	13	59%	22
MAYO CLINIC JACKSONVILLE		1	21	95%	22
ELAN SPANISH SPRINGS		4	18	82%	22
COASTAL SKIN SURGERY AND DERMATOLOGY		15	7	32%	22
ROCKLEDEGE REGIONAL MEDICAL CENTER		17	5	23%	22
PULSE MEDICAL GROUP INC			22	100%	22
MD BEAUTY LABS, PA		21	1	5%	22
FLORIDA HOSPITAL LABS		12	10	45%	22
ENGLEWOOD HOSPITAL AND MEDICAL CENTER		17	5	23%	22
CENTRAL FLORIDA HEALTH CARE INC WAUCHULA SITE 2		16	6	27%	22
MINUTECLINIC, LLC		18	4	18%	22
LAKEVIEW HEALTH CARE SYSTEMS		8	14	64%	22
ARDEN COURTS OF WINTER SPRINGS		18	3	14%	21
TIFFANY LAKE CARE CENTERS INC		21			21
CLEARWATER EMPLOYEE HEALTH CLINIC		7	14	67%	21
ST JUDE CHILDRENS RESEARCH HOSPITAL		21			21
PALMS MEDICAL GROUP - LAKE CITY WEST		3	18	86%	21
MINUTECLINIC, LLC #08366		16	5	24%	21
PHYSICIANS CARE		18	3	14%	21
ARCPPOINT LABS OF WEST PALM BEACH			21	100%	21
NOVANT HEALTH		15	6	29%	21
MINUTECLINIC DIAGNOSTIC OF NORTH CAROLINA		21			21
FIRST CHOICE PEDIATRICS INC		20	1	5%	21
FORT SANDERS REGIONAL LABORATORY		21			21
MIRIMUS CLINICAL LABS		10	11	52%	21
MID FLORIDA PATHOLOGY LLC		20	1	5%	21
LIFE CARE CENTER OF JACKSONVILLE			21	100%	21
GREEN GABLES ASSISTED LIVING FACILITY		21			21
GLEN COVE HOSPITAL		21			21
NORTH PINELLAS CHILDRENS MEDICAL CENTER			21	100%	21
OLIVE BRANCH HEALTH AND REHABILITATION CENTER			21	100%	21
GROWING TOGETHER PEDIATRICS, LLC		17	4	19%	21
FAMILY AND INTERNAL MEDICINE AT AVALON PARK		18	3	14%	21
BASSETTI MEDICAL RESEARCH INC		15	6	29%	21
FREEDOM SQUARE NURSING CENTER		13	8	38%	21
CANTON-POTSDAM HOSPITAL LABORATORY		21			21
PATHGROUP			21	100%	21
CVS MINUTE CLINIC DIAGNOSTIC OF NORTH CAROL		15	6	29%	21
ROCKLEDGE FAMILY HEALTH			21	100%	21
ASSISTED LIVING OF BROWARD		21			21



# COVID-19: testing by laboratory

Data through Feb 8, 2021 verified as of Feb 9, 2021 at 09:25 AM

Data in this report are provisional and subject to change.

The numbers in the table below represent the number of Florida and non-Florida residents for whom test results were received by the Department of Health. A person can be tested by more than one laboratory and can have both positive and negative results. **Therefore, the sum of the numbers in each column will be larger than the total number of people tested.**

Reporting lab	Inconclusive	Negative	Positive	Percent positive	Total
LONG BEACH URGENT CARE		21			21
TROPICANA MANUFACTURING COMPANY INC		21			21
CARESPOT		1	20	95%	21
LAKE INTERNAL MEDICINE ASSOCIATES PA		17	4	19%	21
MINUTECLINIC DIAGNOSTIC OF MICHIGAN		19	2	10%	21
MARTHA'S HOUSE & ASSISTED LIVING FACILITY		21			21
UPMC CHAUTAUQUA AT WCA LABORATORY		20	1	5%	21
JUPITER MEDICAL CENTER PHYSICIANS GROUP, INC		19	2	10%	21
VIRTUA		17	4	19%	21
CARENOW - DOWNTOWN NORTH GULCH		21			21
MORNINGSIDE MANOR & VILLA ADULT CARE C		21			21
NAPHCARE, INC.		11	10	48%	21
CLINICAL PATHOLOGY LABORATORIES SOUTHEAST			21	100%	21
ADVENTHEALTH MEDICAL GROUP FAMILY & INTERNAL		9	12	57%	21
PHYSICIANS STAT		2	19	90%	21
HUNTINGTON STATION URGENT CARE		20	1	5%	21
DALE MEDICAL CENTER		16	5	24%	21
PALMETTO PEDIATRICS			21	100%	21
CONNECTDX		6	15	71%	21
INTERNATIONAL MEDICAL LABORATORY INC		21			21
ROADS PEDIATRICS,LLC		19	2	10%	21
MAGNOLIA PEDIATRICS		2	18	90%	20
MARYLAND DEPARTMENT OF HEALTH			20	100%	20
KIVA AT CANTERBURY, LLC		20			20
SOUTHCOR LABORATORY		2	18	90%	20
POINT OF CARE CLINICS PRIMARY CARE		20			20
CL BRUMBACK PRIMARY CARE CLINIC LANTANA		2	18	90%	20
APOLLO HEALTH & REHABILITATION		15	5	25%	20
RAINBOW PEDIATRIC CENTER		2	18	90%	20
ERIC C MARSHAL MD, PC DBA MINUTECLINIC		19	1	5%	20
HOWARD BEACH URGENT CARE		20			20
PONCE PLAZA NURSING & REHAB CENTER		4	16	80%	20
TGH MEDICAL GROUP LABORATORY CARROLLWOOD			20	100%	20
VILLA COURT LLC		20			20
HEALTHY MINORS, LLC.		20			20
CARESPOT OF NOCATEE		1	19	95%	20
BETHESDA HEALTH PHYSICIAN GROUP INC			20	100%	20
GRAND LIVING AT LAKEWOOD RANCH		20			20
ROBERT H JENKINS JR VETERANS' DOMICILIARY HOME OF		17	3	15%	20
HALIFAX HEALTH URGENT CARE		3	17	85%	20
HENDRY REGIONAL CORPORATE HEALTH			20	100%	20
UAH STUDENT HEALTH CENTER		13	7	35%	20
SHORE MEMORIAL HOSPITAL		17	3	15%	20
LAKE WORTH MANOR		19	1	5%	20
CARILLON SPORTS AND FAMILY MEDICINE		16	4	20%	20
REDITUS LABORATORIES			20	100%	20

# COVID-19: testing by laboratory

Data through Feb 8, 2021 verified as of Feb 9, 2021 at 09:25 AM

Data in this report are provisional and subject to change.

The numbers in the table below represent the number of Florida and non-Florida residents for whom test results were received by the Department of Health. A person can be tested by more than one laboratory and can have both positive and negative results. **Therefore, the sum of the numbers in each column will be larger than the total number of people tested.**

Reporting lab	Inconclusive	Negative	Positive	Percent positive	Total
BEST MEDICAL CENTER		11	9	45%	20
BAY PEDIATRICS PA		18	2	10%	20
BUREAU OF PUBLIC HEALTH	1	1	18	90%	20
SOUTH FLORIDA DIALYSIS CENTER		8	12	60%	20
ESTATES MEDICAL CENTER		12	8	40%	20
GERALD J KIVETT MD		18	2	10%	20
MINUTE CLINIC DIAGNOSTIC OF VIRGINIA		16	4	20%	20
SOUTH CAROLINA DEPARTMENT OF HEALTH			20	100%	20
CAPE CORAL HOSPITAL ABG LABORATORY		10	10	50%	20
Gulf Shore Care Center		16	4	20%	20
CIGNA PBSO WEST PALM			20	100%	20
KRYSTAL BAY NURSING AND REHABILITATION		16	4	20%	20
ROSLYN URGENT CARE		20			20
MEDICAL EXPRESS CORP		18	2	10%	20
HARBOUR ISLAND PEDIATRICS		12	8	40%	20
ADVENT HEALTH MEDICAL GROUP- FAMILY MEDICINE AT DR. PHILIPS		15	5	25%	20
NO NAME		8	11	58%	19
Salerno Bay Health & Rehabilitation Center		13	6	32%	19
NASSAU COUNTY JAIL		18	1	5%	19
ISLAND LAKE CENTER		4	15	79%	19
LAKE CO EMPLOYEE HEALTH AND WELLNESS CENTER		17	2	11%	19
UNIV OF NORTH ALABAMA HEALTH CENTER		18	1	5%	19
REGENCY SQUARE MALL - SEARS		3	16	84%	19
FLORIDA ENDOSCOPY & SURGERY CTR LLC		19			19
D W MCMILLAN MEMORIAL HOSPITAL		9	10	53%	19
ESOTERIX GENETIC LABORATORIES		16	3	16%	19
SEVEN RIVERS REGIONAL MEDICAL CENTER		5	14	74%	19
MED HEALTH SERVICES		18	1	5%	19
NANO HEALTH ASSOCIATES LLC		19			19
OHIO CVS STORES, LLC DBA		17	2	11%	19
Sovereign Laboratory Services, LLC		17	2	11%	19
JUPITER MEDICAL CENTER			19	100%	19
PROFESSIONAL PARK PEDIATRICS PA			19	100%	19
SOLE HEALTH LLC		19			19
BROOKDALE MANDARIN CENTRAL		6	13	68%	19
TOTAL ACCESS URGENT CARE			19	100%	19
BRIDGEWAY HEALTH CLINICS INC			19	100%	19
SONATA BOYNTON BEACH		17	2	11%	19
MD NOW MEDICAL CENTERS INC		1	18	95%	19
MARATHON HEALTH FOR LIFE		16	3	16%	19
INTEGRATED REGIONAL LABORATORIES - LARGO			19	100%	19
MEDEXPRESS URGENT CARE - BLOOMINGTON		16	3	16%	19
Clearwater Center		9	10	53%	19
HOLIDAY MEDICAL ASSOCIATES		1	18	95%	19
MORRIS PARK URGENT CARE		16	3	16%	19
STONE WASH CLINICAL LABORATORIES		2	17	89%	19

# COVID-19: testing by laboratory

Data through Feb 8, 2021 verified as of Feb 9, 2021 at 09:25 AM

Data in this report are provisional and subject to change.

The numbers in the table below represent the number of Florida and non-Florida residents for whom test results were received by the Department of Health. A person can be tested by more than one laboratory and can have both positive and negative results. **Therefore, the sum of the numbers in each column will be larger than the total number of people tested.**

Reporting lab	Inconclusive	Negative	Positive	Percent positive	Total
MEDEXPRESS - BLOOMIN BRANDS		4	15	79%	19
JEFFERSON K-12, A SOMERSET SCHOOL- CLINIC		16	3	16%	19
PRIMECARE OF DOTHAN-DALEVILLE CLINIC		14	5	26%	19
MONROE COUNTY DETENTION CENTER			19	100%	19
COASTAL COMPLETE CARE		11	8	42%	19
BITTINGS APOTHECARY INC		15	4	21%	19
NEWYORK-PRESBYTERIAN/ LAWRENCE HOSPITAL LABORATORY		17	2	11%	19
ROYAL PALM MEDICAL GROUP, INC		19			19
LOVING CARE OF THE TREASURE COAST LLC	1	13	5	26%	19
BAYVIEW MEDICAL		19			19
ALL PEDIATRIC CARE			19	100%	19
GOOD SAMARITAN SOCIETY OF DAYTONA		16	3	16%	19
ST VINCENT'S EAST		17	2	11%	19
FLORIDA COMMUNITY HEALTH CENTER OF ST. LUCIE		1	18	95%	19
LAB INTERMARKET FACILITY LAB		1	18	95%	19
COOPER HEALTHCARE		19			19
COASTAL FAMILY PRACTICE		10	8	44%	18
CONSOLIDATED LAB SERVICES		8	10	56%	18
COMMONWEALTH OF MASSACHUSETTS			18	100%	18
NEW YORK PRESBYTERIAN - ALLEN HOSPITAL		18			18
SPRINGWOOD COURT		13	5	28%	18
BIGGERS FAMILY MEDICINE PA		17	1	6%	18
ROCKLAND URGENT CARE FAMILY HEALTH NP		18			18
MICHELLE S PAGE MD PA		18			18
MINUTECLINIC DIAGNOSTIC OF RHODE ISLAND, LLC #590		17	1	6%	18
MCWHORTER SCHOOL OF PHARMACY		18			18
TENNESSEE DEPARTMENT OF HEALTH		14	4	22%	18
PINELLAS 1 HOME HEALTH CARE CORP		18			18
HARTFORD HOSPITAL ANCILLARY LAB		17	1	6%	18
FAMILY CARE CYPRESS CREEK		1	17	94%	18
CENTERPLACE HEALTH		2	16	89%	18
ASURANCE SCIENTIFIC LABORATORIES		18			18
TPCA CLINICAL LABORATORIES		15	3	17%	18
MID-FLORIDA PATHOLOGY, LLC		12	6	33%	18
MINUTECLINIC DIAGNOSTIC PA		16	2	11%	18
DEPT OF VA MEDICAL CENTER - BAY PINES			18	100%	18
GRAND VILLA OF ST. PETERSBURG		16	2	11%	18
MINIMALLY INVASIVE VASCULAR INC		16	2	11%	18
TOTAL RENAL LABORATORIES INC		13	5	28%	18
CARDIOLOGY AND MEDICINE ASSOCIATES INC		18			18
MARION COUNTY HEALTH DEPARTMENT		17	1	6%	18
UTAH DEPARTMENT OF HEALTH			18	100%	18
ADIRONDACK MEDICAL CENTER		18			18
MOORINGS PARK OAKSTONE AT GREY OAKS		17	1	6%	18
HOLLISMED LLC		17	1	6%	18
JACKSON NORTH MEDICAL CENTER		2	16	89%	18

# COVID-19: testing by laboratory

Data through Feb 8, 2021 verified as of Feb 9, 2021 at 09:25 AM

Data in this report are provisional and subject to change.

The numbers in the table below represent the number of Florida and non-Florida residents for whom test results were received by the Department of Health. A person can be tested by more than one laboratory and can have both positive and negative results. **Therefore, the sum of the numbers in each column will be larger than the total number of people tested.**

Reporting lab	Inconclusive	Negative	Positive	Percent positive	Total
UM MILLER SCHOOL OF MEDICINE			18	100%	18
WALGREENS COVID-19		14	4	22%	18
MADISON CORE LABORATORIES		17	1	6%	18
AURORA DIAGNOSTICS		6	12	67%	18
JUST FOR KIDS PEDIATRICS		5	13	72%	18
XPRESS WELLNESS URGENT CARE			18	100%	18
Wesley Place on Honeysuckle		16	2	11%	18
ROWLETT MIDDLE ACADEMY		16	2	11%	18
ST. JUDES LABORATORIES		12	6	33%	18
ENCOMPASS HEALTH REHABILITATION HOSPITAL OF SARASOTA		18			18
KIVA AT CANTERBURY		1	17	94%	18
CENTRAL FLORIDA PEDIATRIC URGENT CARE LLC		16	2	11%	18
GENERAL INTERNAL MEDICINE MEDICAL CTR CLINIC		13	5	28%	18
ALLCARE MEDICAL CENTERS PC		18			18
MARQUES PEDIATRICS			18	100%	18
BOZEMAN HEALTH DEACONESS HOSPITAL		13	5	28%	18
HUNT CLUB MEDICAL		13	5	28%	18
TEXAS DEPARTMENT OF STATE HEALTH SERVICES		3	15	83%	18
BAPTIST HEALTH URGENT CARE AT WEST BOCA		18			18
TIMBERLANE LODGE ALF	1	10	7	39%	18
CLERMONT ADVENTHEALTH CENTRA CARE			18	100%	18
FUNGAL REFERENCE LABORATORY		12	5	29%	17
WALGREEN EASTERN CO, INC		17			17
TOTTENVILLE CIRCLE URGENT CARE		17			17
OCEANSIDE URGENT CARE		17			17
RESOLVE MOLECULAR DIAGNOSTICS		13	4	24%	17
WINTER PARK FAMILY PRACTICE LLC		17			17
BAY BREEZE HEALTH AND REHABILITATION CENTER		9	8	47%	17
HEALTHCARE NOW			17	100%	17
WELLINGTON FAMILY PRACTICE		13	4	24%	17
HEALTHWORKS MED GROUP OF FLORIDA PA	2	10	5	29%	17
DIEGO FALLON MD PA		6	11	65%	17
JESSIE TRICE COMMUNITY HEALTH SYSTEM, INC		1	16	94%	17
PARRISH HEALTH CENTER		14	3	18%	17
HELIX DIAGNOSTICS			17	100%	17
VALLEY IMMEDIATE CARE		15	2	12%	17
NEW YORK METHODIST HOSPITAL		13	4	24%	17
DIXIE COUNTY HEALTH DEPARTMENT		11	6	35%	17
ST ELIZABETH MEDICAL CENTER LABORATORY		16	1	6%	17
BARTON FAMILY PRACTICE		8	9	53%	17
BROOKDALE ST AUGUSTINE			17	100%	17
TENDER CARE ALF		17			17
THE CANOPY AT HARPER LAKE	1		16	94%	17
MARCO DRUGS AND COMPOUNDING		13	4	24%	17
COAST MED URGENT CARE		16	1	6%	17
ASCENSION ST VINCENT'S PRIMARY CARE			17	100%	17

# COVID-19: testing by laboratory

Data through Feb 8, 2021 verified as of Feb 9, 2021 at 09:25 AM

Data in this report are provisional and subject to change.

The numbers in the table below represent the number of Florida and non-Florida residents for whom test results were received by the Department of Health. A person can be tested by more than one laboratory and can have both positive and negative results. **Therefore, the sum of the numbers in each column will be larger than the total number of people tested.**

Reporting lab	Inconclusive	Negative	Positive	Percent positive	Total
WINSHIPS PHARMACY INC		17			17
Z UROLOGY		17			17
URGENT CARE AT LONGWOOD			17	100%	17
COLLIER PHARMACY		13	4	24%	17
PEDIATRIC SERVICES AND BREATHING CENTER PA		12	5	29%	17
GENTIVA HEALTH SERVICES		15	2	12%	17
BHA CENTRAL COUNTY CLINIC		1	16	94%	17
BAYCARE HEALTH SYSTEMS, LLC			17	100%	17
GUARDANT HEALTH		12	5	29%	17
CENTER ONE SURGERY CENTER		13	4	24%	17
WELLMED AT LAKE COPELAND		11	6	35%	17
GUIDEWELL EMERGENCY MEDICINE DOCTORS LLC		2	15	88%	17
OSCEOLA ALF OPERATOR, LLC DBA□		17			17
BAYFRONT HMA CONVENIENT CARE, LLC		2	15	88%	17
BAYCARE MEDICAL GROUP INC			17	100%	17
UVMC MICROBIOLOGY		16	1	6%	17
URGENT CARE WEST CLINIC		14	3	18%	17
BIOREFERENCE LABORATORIES INC		3	14	82%	17
BONIFAY NURSING AND REHABILITATION CENTER			16	100%	16
HARBOR BEACH NURSING AND REHABILITATION CENTER		14	2	13%	16
49D2045214PHYSICIAN OFFICE WAIVER MEDEXPRESS URGENT CARE - HARRISONBU		7	9	56%	16
ALBIBI		1	15	94%	16
CLEVELAND CLINIC FLORIDA		1	15	94%	16
INTERNAL MEDICINE ASSOCIATES & SPECIALTIES INC		15	1	6%	16
ROBERT WOOD JOHNSON UNIVERSITY HOSP		14	2	13%	16
CARESPOT EXPRESS HEALTHCARE			16	100%	16
JOSEPH MIGNOGNA		13	3	19%	16
ODYSSEY HEALTHCARE OF MARION COUNTY, LLC		15	1	6%	16
STATEN ISLAND UNIVERSITY HOSPITAL		15	1	6%	16
ALAN SERURE MD		16			16
Citymd Of Lacey		14	2	13%	16
PREMIUM HEALTH SERVICES OF TAMPA BAY LLC		10	6	38%	16
PRO HEALTH FAMILY PHYSICIANS, NYSTROM		16			16
NOVANT HEALTH GOHEALTH URGENT CARE-HARRISBURG		8	8	50%	16
URGENT CARE CLINIC OF LINCOLN		14	2	13%	16
CRUCIAL CARE		10	6	38%	16
CARE HERE		1	15	94%	16
PANAMA CITY VITAS HOSPICE		16			16
STARLING AT NOCATEE			16	100%	16
ADVENT HEALTH - ZEPHYRHILLS			16	100%	16
ORLANDO FAMILY MEDICINE		7	9	56%	16
WELLMED AT PLANT CITY		9	7	44%	16
MIRIMUS INC		1	15	94%	16
GRAND VILLA OF ALTAMONTE SPRINGS		9	7	44%	16
GRACE MEDICAL HOME		12	4	25%	16
MASSACHUSETTS GENERAL HOSPITAL		1	15	94%	16

# COVID-19: testing by laboratory

Data through Feb 8, 2021 verified as of Feb 9, 2021 at 09:25 AM

Data in this report are provisional and subject to change.

The numbers in the table below represent the number of Florida and non-Florida residents for whom test results were received by the Department of Health. A person can be tested by more than one laboratory and can have both positive and negative results. **Therefore, the sum of the numbers in each column will be larger than the total number of people tested.**

Reporting lab	Inconclusive	Negative	Positive	Percent positive	Total
MEDEXPRESS URGENT CARE LEWISBURG		15	1	6%	16
ST AUGUSTINE PLANTATION		1	15	94%	16
CAREHERE- LCS LEESBURG			16	100%	16
Lab MSMC Hialeah			16	100%	16
DARDEN WELLNESS CENTER		13	3	19%	16
MILLENNIUM PHYSICIAN GRP LLC NAPLES PINE RIDGE			16	100%	16
Ocala Oaks Rehabilitation Center		12	4	25%	16
REGENEXX TAMPA BAY		14	2	13%	16
SRMC AVALON		9	7	44%	16
MINUTECLINIC DIAGNOSTIC OF ILLINOIS L		14	2	13%	16
HEALTH CENTRAL HOSPITAL			16	100%	16
REHAB AND HEALTHCARE CENTER OF CAPE CORAL		16			16
SHELBY BAPTIST MEDICAL CENTER		11	5	31%	16
MAITLAND PRIMARY CARE		9	7	44%	16
ST CATHERINE OF SIENA HOSPITAL		14	2	13%	16
MINUTECLINIC DIAGNOSTIC OF NORTH CAROLINA PC		14	2	13%	16
FLORIDA HOSPITAL WINTER GARDEN		14	2	13%	16
PROMEDICA LABORATORIES		11	5	31%	16
OKEECHOBEE HEALTHCARE FACILITY			16	100%	16
NORTHWEST FLORIDA SLEEP		1	15	94%	16
ALL FLORIDA FAMILY & SPORTS MEDICINE		15	1	6%	16
FAST TRACK URGENT CARE CENTER - TYRONE			16	100%	16
MD PLUS URGENT CARE, LLC			16	100%	16
JOSEPH SCHENKER MD PC DBA CENTERS URGENT		14	2	13%	16
MINUTECLINIC DIAGNOSTIC OF PENNSYLVANI		16			16
XERA MED RESEARCH			16	100%	16
TMH FSU RAPID LABORATORY		2	13	87%	15
TRINITY MEDICAL ASSOCIATES LLC			15	100%	15
EXPRESS FAMILY CARE LLC			15	100%	15
MINUTECLINIC DIAGNOSTIC OF TN PC #378		14	1	7%	15
BESSENT ROAD GROUP HOME		15			15
SUNSHINE PEDIATRICS OF CENTRAL FLORIDA PL		13	2	13%	15
COMMUNITY HEALTH OF SOUTH FLORIDA INC			15	100%	15
EASTLAKE PEDIATRICS - TRINITY		15			15
MILTON 4707		15			15
MEDICINE AT LONGWOOD		15			15
BVL PEDIATRICS		14	1	7%	15
HODGES CLUSTER		2	13	87%	15
ORLANDO HEALTH		2	13	87%	15
Astoria Health and Rehab		15			15
MINUTE CLINIC DIAGNOSTIC OF NEW JERSEY		15			15
JOSEF SCHENKER MD PC DBA CENTERS URGENT		14	1	7%	15
BOCA SIMON LAB		1	14	93%	15
TELEVISIT MALABAR PEDIATRICS		5	10	67%	15
DIATHERIX		13	2	13%	15
PRATTVILLE BAPTIST HOSPITAL		12	3	20%	15

# COVID-19: testing by laboratory

Data through Feb 8, 2021 verified as of Feb 9, 2021 at 09:25 AM

Data in this report are provisional and subject to change.

The numbers in the table below represent the number of Florida and non-Florida residents for whom test results were received by the Department of Health. A person can be tested by more than one laboratory and can have both positive and negative results. **Therefore, the sum of the numbers in each column will be larger than the total number of people tested.**

Reporting lab	Inconclusive	Negative	Positive	Percent positive	Total
BAPTIST MEDICAL CENTER EAST		11	4	27%	15
MINUTECLINIC, LLC, DBA MINUTECLINIC #5		12	3	20%	15
ROSS MEDICAL GROUP			15	100%	15
BLOUNT MEMORIAL HOSPITAL		13	2	13%	15
MINUTECLINIC DIAGNOSTIC MEDICAL GROUP		14	1	7%	15
MEADOWCREST MOLECULAR DIAGNOSTICS, LLC			15	100%	15
PATHLINE			15	100%	15
SOUTH CAROLINA DEPT OF HEALTH AND ENVIRONMENT CONTROL		2	13	87%	15
SINAI HOSPITAL OF BALTIMORE		15			15
EAR NOSE & THROAT ASSOCIATES OF MANATEE PA		15			15
CHARLOTTE CHD PORT CHARLOTTE		12	3	20%	15
MULBERRY'S MOBILE PROVIDER SERVICES LLC		1	14	93%	15
CRESTVIEW IMMEDIATE CARE LL			15	100%	15
ENCOMPASS HEALTH REHABILITATION HOSPITAL OF PANAMA CITY		10	5	33%	15
BAPTIST MEMORIAL HEALTH CARE		13	2	13%	15
MEDEXPRESS URGENT CARE, MOON TOWNSHIP		14	1	7%	15
MINUTECLINIC MINUTECLINIC #8746		14	1	7%	15
ST LUCIE COUNTY JAIL		9	6	40%	15
FAMILY CARE CENTER OF ARLINGTON		10	5	33%	15
BAYLOR GENETICS		6	9	60%	15
SOUTH NASSAU COMMUNITIES HOSPITAL		12	3	20%	15
FLUSHING HOSPITAL MEDICAL CENTER		12	3	20%	15
GLEN OAKS URGENT CARE		15			15
AJU GEORGE MD PA			15	100%	15
HOLLEY-NAVARRE MEDICAL CLINIC		5	10	67%	15
FLORIDA DEPARTMENT OF HEALTH IN HILLSBOROUGH COUNTY		1	14	93%	15
MACKOUL PEDIATRICS FORT MYERS			15	100%	15
COLLEGE POINT URGENT CARE		13	2	13%	15
The Evangelical Lutheran Good Samaritan Society		14			14
RIVERSIDE COTTAGES AT THE SHORES, LLC			14	100%	14
GRACE WELLNESS CENTER		3	11	79%	14
INDIANA STATE DEPARTMENT OF HEALTH		1	13	93%	14
AIR, LAND & SEA PHYSICALS & CONSULTATIONS, LLC		13	1	7%	14
EPIPHANY HEALTH		8	6	43%	14
NORTHWEST FLORIDA ENT, PA		5	9	64%	14
SIDDH INC DBA SAN CARLOS PHARMACY		12	2	14%	14
Terrace of Jacksonville			14	100%	14
SOUTHEASTERN LABORATORY			14	100%	14
ASTORIA HEALTH AND REHABILITATION CENTER		13	1	7%	14
FAMILY CARE			14	100%	14
BASSETTI & ASSOCIATES, MD, PA			14	100%	14
BREVARD HEALTH ALLIANCE INC, THE		9	5	36%	14
AUBURN COMMUNITY HOSPITAL		12	2	14%	14
CORE LABORATORY		1	13	93%	14
FORT HAMILTON URGENT CARE		14			14
OPIS ISLAND LAKE CENTER		13	1	7%	14

# COVID-19: testing by laboratory

Data through Feb 8, 2021 verified as of Feb 9, 2021 at 09:25 AM

Data in this report are provisional and subject to change.

The numbers in the table below represent the number of Florida and non-Florida residents for whom test results were received by the Department of Health. A person can be tested by more than one laboratory and can have both positive and negative results. **Therefore, the sum of the numbers in each column will be larger than the total number of people tested.**

Reporting lab	Inconclusive	Negative	Positive	Percent positive	Total
NORTHWESTERN MEMORIAL HOSPITAL			14	100%	14
COMMUNITY HOME HEALTH CARE		14			14
ALAN L MELOTEK MD		14			14
Consulate Health Care of Jacksonville			14	100%	14
SOUTHEASTERN UNIVERSITY INC		14			14
WALK IN URGENT CARE			14	100%	14
BOCA SIMON		2	12	86%	14
ST CLOUD MEDICAL GROUP		12	2	14%	14
HEALTHFIRST ADVENT HEALTH CENTRA CARE COCOA BEACH			14	100%	14
ARDEN COURTS OF PALM HARBOR			14	100%	14
UC HEALTH UNIVERSITY HOSPITAL		11	3	21%	14
MINUTECLINIC DIAGNOSTICS MEDICAL GROUP		13	1	7%	14
HUDSON VALLEY HOSPITAL CENTER LABORATORY		13	1	7%	14
CLEVELAND CLINIC			14	100%	14
DOCTORS MEDICAL CENTER OF WALTON COUNTY CLINIC			14	100%	14
AMERICAN HEALTH ASSOCIATES INC		1	13	93%	14
MEDEMERGE		13	1	7%	14
Belleair Healthcare Center		8	6	43%	14
INN AT LAKE SEMINOLE SQUARE, THE		14			14
NURSING PLUS OF BROWARD LLC		1	13	93%	14
BENTON HOUSE OF PORT ORANGE		8	6	43%	14
URGENT TEAM		11	3	21%	14
MEADOWCREST FAMILY PHYSICIANS PA			14	100%	14
POLK CHD BARTOW		13	1	7%	14
SIGMUND LABS LLC		14			14
STATMED OCALA			14	100%	14
SONORAN DESERT PATHOLOGY ASSOCIATES			14	100%	14
COMMUNITY HEALTH OF SOUTH FLORIDA			14	100%	14
CUSTEAD CARE CENTER HAVEN HOSPICE		12	2	14%	14
ST JOSEPH HOSPITAL		13	1	7%	14
LAKELAND HILLS CENTER		7	7	50%	14
ADVENT HEALTH - KISSIMMEE		3	10	77%	13
MONTEFIORE ST LUKE'S CORNWALL HOSPITAL		10	3	23%	13
BRYAN WHITFIELD MEMORIAL HOSPITAL		8	5	38%	13
INTERMOUNTAIN CENTRAL LAB		1	12	92%	13
LAKE HOWARD HEIGHTS	1	11	1	8%	13
PULSE & REMEDY LLC			13	100%	13
ROCKLEDGE		3	10	77%	13
HARBOR CHASE OF JACKSONVILLE			13	100%	13
VILLA OF KINGS AND QUEENS OF DELRAY		13			13
IN-OFFICE LAB		12	1	8%	13
Sunnyside Care Center		13			13
ESCAMBIA COMMUNITY CLINIC		2	11	85%	13
ANYLABTESTNOW			13	100%	13
Floralia Health and Rehabilitation, LLC		12	1	8%	13
COMPREHENSIVE CHILDCARE ASSOCIATES		8	5	38%	13



# COVID-19: testing by laboratory

Data through Feb 8, 2021 verified as of Feb 9, 2021 at 09:25 AM

Data in this report are provisional and subject to change.

The numbers in the table below represent the number of Florida and non-Florida residents for whom test results were received by the Department of Health. A person can be tested by more than one laboratory and can have both positive and negative results. **Therefore, the sum of the numbers in each column will be larger than the total number of people tested.**

Reporting lab	Inconclusive	Negative	Positive	Percent positive	Total
PHELPS HOSPITAL LABORATORY		11	2	15%	13
PRIMARY CARE WALK IN CLINIC PLLC			13	100%	13
MAINSTREET FAMILY SELECT		1	12	92%	13
CLINICAL LABORATORY SERVICES			13	100%	13
CVS MINUTE CLINIC DIAGNOSTIC OF TEXAS LLC		10	3	23%	13
ORANGE REGIONAL MEDICAL CENTER LABORATORY		10	3	23%	13
PRIMARY CARE MEDICINE	1	10	2	15%	13
MI CASA DORADA ASSISTED LIVING FACILIT		13			13
ADVENTHEALTH MEDICAL GROUP PULMONOLOGY		11	2	15%	13
LUCID DIAGNOSTICS LABS			13	100%	13
PARKWEST MEDICAL CENTER		11	2	15%	13
DYNAMIC DNA LAB		1	12	92%	13
MINUTECLINIC DIAGNOSTIC OF TN, PC 6438		11	2	15%	13
STAT MEDICAL CLINIC III INC		8	5	38%	13
BROOKDALE DELAND			13	100%	13
FLORIDA STATE HOSPITAL			13	100%	13
HORIZON MEDICAL GROUP		11	2	15%	13
MEDEXPRESS URGENT CARE - ROBINSON TWP, STEUBENVILLE PIKE		11	2	15%	13
LAKEWOOD RANCH MEDICAL CENTER CLINICAL LAB			13	100%	13
TREASURE COAST URGENT CARE			13	100%	13
ADVENT HEALTH - WINTER HAVEN		7	6	46%	13
BROOKLYN HOSPITAL CENTER DOWNTOWN CAMPUS		13			13
PBSO WEST PALM FAMILY PRACTICE		1	12	92%	13
CALLAWAY CLINIC		8	5	38%	13
DAVITA DIALYSIS		4	9	69%	13
A AND R RESEARCH GROUP LLC		10	3	23%	13
EAR NOSE AND THROAT ASSOCIATES OF MANATEE, P.A.		10	3	23%	13
MINUTECLINIC DIAGNOSTIC OF TN PC #566		11	2	15%	13
BAYA URGENT CARE LLC		1	12	92%	13
NORTHWEST FLORIDA COMMUNITY HOSPITAL 3RD FLOOR		12	1	8%	13
OPTIONS FOR SENIORS INC DBA PALM KREST MANOR		11	2	15%	13
ELTINGVILLE CIRCLE URGENT CARE		13			13
CAREATC			13	100%	13
VALDOSTA FAMILY MEDICINE		1	12	92%	13
GLENBROOKE AT PALM BAY			13	100%	13
MELBOURNE FAMILY PRACTICE		12	1	8%	13
AVALON MEDICAL WALK IN CLINIC			13	100%	13
ORCHID COVE		3	10	77%	13
SOUTHEAST FAMILY HEALTHCARE CENTER			13	100%	13
PREMIER LABORATORY SERVICES, LLC		5	8	62%	13
ENT AND ALLERGY ASSOCIATES OF FLORIDA LLC		12	1	8%	13
AR ANESTHESIA LLC		12	1	8%	13
SENIOR LIVING IV SUN CITY LLC		9	4	31%	13
UNIVERSITY HOSPITAL UC HEALTH		9	4	31%	13
PROHEALTH CARE ASSOCIATES MOBILE		10	3	23%	13
GENEXPERT			13	100%	13

# COVID-19: testing by laboratory

Data through Feb 8, 2021 verified as of Feb 9, 2021 at 09:25 AM

Data in this report are provisional and subject to change.

The numbers in the table below represent the number of Florida and non-Florida residents for whom test results were received by the Department of Health. A person can be tested by more than one laboratory and can have both positive and negative results. **Therefore, the sum of the numbers in each column will be larger than the total number of people tested.**

Reporting lab	Inconclusive	Negative	Positive	Percent positive	Total
MINUTECLINIC #8699		10	3	23%	13
UNIVERSITY LAB			13	100%	13
KESHAV RX LLC		11	2	15%	13
FORT WALTON BEACH DEVELOPMENTAL CENTER		12	1	8%	13
BAYCARE MEDICAL GROUP INC			13	100%	13
SHELBY COUNTY HEALTH CARE CORPORATION		10	3	23%	13
CROSS CARE CENTER			13	100%	13
TNC WALK IN CLINIC		9	3	25%	12
SUWANNEE COUNTY JAIL		11	1	8%	12
IREPERTOIRE_MOL_LAB		12			12
WOODLAND TOWERS		6	6	50%	12
METHODIST MEDICAL CENTER		9	3	25%	12
STEWART MELBOURNE HOSPITAL, INC	1		11	92%	12
FLORIDA DEPT OF HEALTH		4	8	67%	12
VERITAS RESEARCH CORP			12	100%	12
MC DIAGNOSTIC OF CONNECTICUT, PC #775		11	1	8%	12
NOVALIFE MEDSPA			12	100%	12
MINUTECLINIC DIAGNOSTIC OF TN, PC 374		8	4	33%	12
WORLD WRESTLING ENTERTAINMENT			12	100%	12
WACO HHSSURGEWACO	1	10	1	8%	12
SOMA MEDICAL CENTER # 4		2	10	83%	12
ORLANDO CLINICAL RESEARCH CENTER		11	1	8%	12
NATIONAL GENETICS INST LABCORP		4	8	67%	12
CITRUS CARE CLINIC			12	100%	12
NAPLES GREEN VILLAGE		12			12
MINUTECLINIC DIAGNOSTIC OF LOUISIANA		11	1	8%	12
SUMMIT ATLANTIC SURGERY CENTER		12			12
BELLEVUE HOSPITAL CENTER DEPARTMENT		12			12
SOMA MEDICAL CENTER, P.A.			12	100%	12
OHIO STATE UNIVERSITY MEDICAL CENTER			12	100%	12
MI2297090CV HOLLAND-23D2189684		12			12
MEDEXPRESS URGENT CARE-ALTOONA		10	2	17%	12
ACCESS HEALTH CARE PHYSICIANS LLC		4	8	67%	12
THE PLAZA AT PARKSQUARE		12			12
MINUTECLINIC, LLC, DBA MINUTECLINIC #2544		11	1	8%	12
BAY COUNTY HEALTH DEPARTMENT		10	2	17%	12
Grand Villa of Deerfield Beach		10	2	17%	12
MERIDIAN AT WATERWAYS, THE		10	2	17%	12
CVS TN5639POCT FARRAGUT		10	2	17%	12
HAVEN HOSPICE			12	100%	12
LIFE CARE OF PORT SAINT LUCIE		3	9	75%	12
JFK MEDICAL CENTER NORTH LAB		1	11	92%	12
FHCP-PORT ORANGE		3	9	75%	12
CARENOW URGENT CARE-BRENTWOOD		8	4	33%	12
INNOVATIVE RESEARCH OF WEST FLORIDA		9	3	25%	12
LAB UNKNOWN		1	11	92%	12

# COVID-19: testing by laboratory

Data through Feb 8, 2021 verified as of Feb 9, 2021 at 09:25 AM

Data in this report are provisional and subject to change.

The numbers in the table below represent the number of Florida and non-Florida residents for whom test results were received by the Department of Health. A person can be tested by more than one laboratory and can have both positive and negative results. **Therefore, the sum of the numbers in each column will be larger than the total number of people tested.**

Reporting lab	Inconclusive	Negative	Positive	Percent positive	Total
BROWARD DIALYSIS			12	100%	12
ST PETER'S UNIVERSITY HOSPITAL		9	3	25%	12
STEINHATCHEE DRUGS		9	3	25%	12
BROOKDALE CITRUS			12	100%	12
Lady Lake Specialty Care			12	100%	12
MEDEXPRESS URGENT CARE - TIMBERLAKE		11	1	8%	12
LEON CHD		12			12
FLORIDA PRESBYTERIAN HOMES INC		11	1	8%	12
MERCY MEDICAL CENTER		5	7	58%	12
FAMILY MEDICINE AT LONGWOOD			12	100%	12
WALGREEN		4	8	67%	12
ACADIAN DIAGNOSTIC LABORATORIES		8	4	33%	12
CRANES VIEW LODGE			12	100%	12
APPLE DIAGNOSTICS LAB		5	7	58%	12
ORMOND MEDICAL ARTS		3	9	75%	12
GLEN OAKS HEALTH AND REHABILITATION CENTER			12	100%	12
TLC FAMILY CARE HOME INC		12			12
LONG ISLAND JEWISH VALLEY STREAM		12			12
MINUTECLINIC DIAGNOSTIC OF MICHIGAN PC		11	1	8%	12
PANCARE HEALTH - WEWA ELEMENTARY			12	100%	12
NORTHERN WESTCHESTER HOSPITAL LABORATORY		9	2	18%	11
GENESIS		7	4	36%	11
QUOTIENT SCIENCES LABS LLC			11	100%	11
CARLOS PORTU MD, PLLC			11	100%	11
WHITE-WILSON MEDICAL CENTER		11			11
MHHS All Lab Subsection		11			11
NIGHT LITE PEDIATRICS CENTER, LLC		1	10	91%	11
UMHC/SYLVESTER AT KENDALL		1	10	91%	11
ALCOVE ASSISTED LIVING FACILITY		11			11
PRIMECARE AT PORT ORANGE			11	100%	11
St. Annes Nursing Center, St. Annes Residence, Inc.		11			11
ST VINCENT'S URGENT CARE		9	2	18%	11
GEORGE W FERGUSON MD-CONCIERGE MEDICAL SERVICES PL		10	1	9%	11
BRILLIANCE ASSISTED LIVING			11	100%	11
CORNER OAK ESTATE LLC		11			11
ADVENTIST HEALTH SYSTEM FLORIDA DEPT OF HEALTH		7	4	36%	11
ST JOSEPHS HOSPITAL SOUTH HOSPITAL			11	100%	11
St Joseph's Hospital & Medical Center		10	1	9%	11
GADSDEN REGIONAL MEDICAL CENTER		11			11
SURGERY CENTER OF CORAL GABLES LLC,THE		9	2	18%	11
BAPTIST PRIMARY CARE PONTE VEDRA		6	5	45%	11
LEHIGH VALLEY HOSPITAL		3	8	73%	11
SAMARITAN MEDICAL CENTER		11			11
FLORIDA MEDICAL CLINIC IM MLK		9	2	18%	11
CARE FAST MURABELLA		7	4	36%	11
FIRST CHOICE PEDIATRICS WINTER SPRINGS		10	1	9%	11

# COVID-19: testing by laboratory

Data through Feb 8, 2021 verified as of Feb 9, 2021 at 09:25 AM

Data in this report are provisional and subject to change.

The numbers in the table below represent the number of Florida and non-Florida residents for whom test results were received by the Department of Health. A person can be tested by more than one laboratory and can have both positive and negative results. **Therefore, the sum of the numbers in each column will be larger than the total number of people tested.**

Reporting lab	Inconclusive	Negative	Positive	Percent positive	Total
GNT ASSOCIATES		10	1	9%	11
PRIMECARE ACQUISITION FAMILY PRACTICE INC		11			11
MINUTECLINIC DIAGNOSTIC OF TN PC #6435		11			11
CARINGTON MANOR		11			11
VIRTUA WEST JERSEY HOSPITAL VOORHEES		9	2	18%	11
WINTER PARK CARE AND REHABILITATION			11	100%	11
MAIN STREET MEDICAL CENTER OF CRESTVIEW PA		1	10	91%	11
ST ANTHONY'S HOSP PATIENT CARE SERVICE			11	100%	11
SENIOR HOME CARE INC		11			11
ADVENTHEALTH MEDICAL GROUP PEDIATRICS AT		2	9	82%	11
UNIVERSITY CENTRA CARE		10	1	9%	11
DMH STEINHATCHEE FAMILY MEDICINE		8	3	27%	11
TELEVISIT PALM BAY FAMILY PRACTICE		9	2	18%	11
WEEMS MEMORIAL HOSPITAL		7	4	36%	11
MEDICAL CENTER AFFILIATES WEST PALM			11	100%	11
REDMED CLINIC OF ARLINGTON		10	1	9%	11
CULINARY INSTITUTE OF AMERICA STUDENT	3	8			11
BIOTECH CLINICAL LABORATORIES, INC.		1	10	91%	11
AVENTURA HOSPITAL AND MEDICAL CENTER			11	100%	11
EMERALD COAST PEDIATRICS			11	100%	11
DESOTO HEALTH AND REHAB LLC		7	4	36%	11
MORTON PLANT MEASE			11	100%	11
ELITE HOME HEALTH SERVICES		11			11
WATSON HEALTHCARE		8	3	27%	11
ADVENTHEALTH MEDICAL GROUP CARE CLINIC AT		8	3	27%	11
WELLMED AT SOUTH PARSONS		9	2	18%	11
Hackensack Umc Mountainside		10	1	9%	11
FAMILY PRACTICE ON THE GO		6	5	45%	11
SEMORAN FAMILY HEALTH LLC		10	1	9%	11
MOUNT DORA PEDIATRICS		9	2	18%	11
ARNOT OGDEN MEDICAL CENTER LABORATORY		11			11
PINELLAS COUNTY HEALTH DEPARTMENT		2	9	82%	11
THE TERRACE OF SAINT CLOUD		9	2	18%	11
PALM BEACH PATHOLOGY		9	2	18%	11
TROPICANA		5	6	55%	11
WANTAGH URGENT CARE		8	3	27%	11
SANFORD PEDIATRIC ASSOCIATES, PA		9	2	18%	11
MEDEXPRESS URGENT CARE - SEMINOLE SQUA		10	1	9%	11
AIM LABORATORIES			11	100%	11
HCR MANORCARE		10			10
MEDICAL LABORATORY DIAGNOSTICS			10	100%	10
NORTH OKALOOSA PHYSICIAN GROUP		10			10
NEWPATH DIAGNOSTICS		5	5	50%	10
THE VILLAGES HEALTH		5	5	50%	10
ADVENTHEALTH MEDICAL GROUP		9	1	10%	10
ONEIDA HEALTHCARE CENTER		8	2	20%	10

# COVID-19: testing by laboratory

Data through Feb 8, 2021 verified as of Feb 9, 2021 at 09:25 AM

Data in this report are provisional and subject to change.

The numbers in the table below represent the number of Florida and non-Florida residents for whom test results were received by the Department of Health. A person can be tested by more than one laboratory and can have both positive and negative results. **Therefore, the sum of the numbers in each column will be larger than the total number of people tested.**

Reporting lab	Inconclusive	Negative	Positive	Percent positive	Total
BLOCK NATION CHASE		4	6	60%	10
MINUTECLINIC DIAGNOSTIC OF TN PC #6415		9	1	10%	10
AMBRY GENETICS CORPORATION		10			10
MEDEXPRESS URGENT CARE - LAFAYETTE		9	1	10%	10
ADVANCED URGENT CARE CENTER			10	100%	10
Hialeah Nursing And Rehabilitation Center		6	4	40%	10
JOHN W NORRIS III MD PA	1		9	90%	10
WELLMED AT PORT ST LUCIE WEST		6	4	40%	10
PANCARE HEALTH - VERNON ELEMENTARY			10	100%	10
AMERICAN HOUSE FORT MYERS		10			10
FORT PIERCE FAMILY CARE INC		4	6	60%	10
Lehigh Acres Health and Rehabilitation			10	100%	10
MEDEXPRESS URGENT CARE PARKERSBURG		8	2	20%	10
MEDEXPRESS URGENT CARE-KATY		7	3	30%	10
ADEPT INPATIENT MEDICAL SERVICES PC		10			10
CREATIVE TESTING SOLUTIONS		3	7	70%	10
APPALACHIAN REGIONAL HEALTHCARE SYSTEM		10			10
MISSOURI DEPARTMENT OF HEALTH AND SENIOR SERVICES			10	100%	10
GAMMA DIAGNOSTIC LAB LLC			10	100%	10
CARENOW URGENT CARE-WEST END		7	3	30%	10
CONSULATE HEALTH CARE OF PENSACOLA			10	100%	10
Maury Regional Hospital		6	4	40%	10
ENCOMPASS HOME HEALTH OF THE SOUTHEAST LLC		10			10
TENNESSEE DEPARTMENT OF HEALTH (TDH) - CENTRAL LABORATORY		2	8	80%	10
NEW JERSEY DEPARTMENT OF HEALTH COMMUNICABLE DISEASE SERVICE		3	7	70%	10
YORKVILLE PEDIATRIC URGENT CARE		10			10
BROWARD HEALTH CARE			10	100%	10
BOCA RATON REGIONAL HOSPITAL LAB			10	100%	10
ASHRAF MEDICAL GROUP PLLC DBA PULSE M		9	1	10%	10
BENTLEY CARE CENTER		10			10
BEAUMONT LABORATORY			10	100%	10
MORTON PLANT NORTH BAY HOSPITAL			10	100%	10
MINUTECLINIC DIAGNOSTIC OF LOUISIANA,		9	1	10%	10
MINUTECLINIC DIAGNOSTIC OF TN, PC 4992		10			10
PBC PREMIER FAMILY HEALTH			10	100%	10
MEDEXPRESS URGENT CARE CHARLESTON		6	4	40%	10
Grand Villa of Clearwater		8	2	20%	10
NOT INDICATED		1	9	90%	10
MED LABS DIAGNOSTICS		5	5	50%	10
MEDI STATION			10	100%	10
BONITA PHARMACY		10			10
CBC LAB		3	7	70%	10
BAPTIST HEALTH			10	100%	10
CARENOW URGENT CARE - EAST NASHVILLE		8	2	20%	10
MEDEXPRESS URGENT CARE- MARYLAND		9	1	10%	10
URGENT CARE CENTER AT PINNACLE		4	6	60%	10

# COVID-19: testing by laboratory

Data through Feb 8, 2021 verified as of Feb 9, 2021 at 09:25 AM

Data in this report are provisional and subject to change.

The numbers in the table below represent the number of Florida and non-Florida residents for whom test results were received by the Department of Health. A person can be tested by more than one laboratory and can have both positive and negative results. **Therefore, the sum of the numbers in each column will be larger than the total number of people tested.**

Reporting lab	Inconclusive	Negative	Positive	Percent positive	Total
THORNBURG PEDIATRICS		10			10
EMERALD COAST HOSPICE - CRESTVIEW		10			10
MEDEX REGIONAL LABORATORIES LLC		1	9	90%	10
HOPE HEALTHCARE		10			10
ESTATES MEDICAL CENTER INC			10	100%	10
CLINIC OF PEDIATRICS & GI MEDICINE INC			10	100%	10
PRORENATA LABS		2	8	80%	10
LAKE BALDWIN CBOC		9	1	10%	10
SHERMAN-ABRAMS LABORATORY INC		9	1	10%	10
ACCESS PHARMACY		10			10
PARROTT MEDICAL CLINIC			10	100%	10
STATEN ISLAND UNIVERSITY HOSPITAL SEGUINE AVE		9	1	10%	10
FAMILY MEDICINE AT HUNTERS CREEK		10			10
CORONA PATHOLOGY		10			10
ISLAND COAST PEDIATRICS IN-HOUSE LAB		10			10
URGENT CARE USA LLC		1	9	90%	10
FLEMING ISLAND CENTER FOR CLINICAL RESEARCH		10			10
OPTIMAL CARE PEDIATRICS			10	100%	10
MONTEFIORE MEDICAL CENTER LABORATORIES - WEILER		7	3	30%	10
VITALANT		1	9	90%	10
COMMUNITY HEALTH CENTER		2	8	80%	10
KIDSVILLE PEDIATRICS			10	100%	10
RIVERWOOD CENTER,THE			10	100%	10
RPC@HODGES		2	8	80%	10
ALABAMA DEPARTMENT OF PUBLIC HEALTH		1	9	90%	10
BROOKDALE PANAMA CITY		9	1	10%	10
MOSOLF PEDIATRICS			10	100%	10
MEYER PEDIATRICS CHTD		10			10
TMH PHYSICIAN PARTNERS - MONTICELLO		8	2	20%	10
Westchester General Hospital			10	100%	10
HIGH TOWER ALF LLC		9	1	10%	10
VIERA FAMILY MEDICINE AND WELLNESS		6	4	40%	10
VASCONCELLO COHEN MD PA		9	1	10%	10
COLLIER COUNTY JAIL		10			10
SUPERIOR RESIDENCES OF CLERMONT		2	8	80%	10
ASSOCIATES MD CYPRESS CREEK			10	100%	10
VETERNANS ADMINISTRATION			10	100%	10
SAVANNAH MANOR ASSISTED LIVING COMMUNITY			10	100%	10
COVANCE CENTRAL LABORATORY			10	100%	10
LAKE NONA MEDICAL SERVICES		3	7	70%	10
ILLINOIS DEPT OF PUBLIC HEALTH LAB - SPRINGFIELD			10	100%	10
PLYMOUTH HARBOR INCORPORATED		9	1	10%	10
MIDNIGHT MEDICINE			10	100%	10
CVS MINUTE CLINIC DIAGNOSTIC OF WISCONSIN		9			9
ADVENT HEALTH - FOUR CORNERS ER		8	1	11%	9
NORTON HEALTHCARE			9	100%	9

# COVID-19: testing by laboratory

Data through Feb 8, 2021 verified as of Feb 9, 2021 at 09:25 AM

Data in this report are provisional and subject to change.

The numbers in the table below represent the number of Florida and non-Florida residents for whom test results were received by the Department of Health. A person can be tested by more than one laboratory and can have both positive and negative results. **Therefore, the sum of the numbers in each column will be larger than the total number of people tested.**

Reporting lab	Inconclusive	Negative	Positive	Percent positive	Total
ANY LAB TEST NOW INC			9	100%	9
RUSSELL MEDICAL CENTER		8	1	11%	9
GCPM MANUAL MICROBIOLOGY		1	8	89%	9
OMNI			9	100%	9
WINDSOR OF GAINESVILLE		9			9
GRAND VILLA OF ENGLEWOOD		5	4	44%	9
RHODE ISLAND DEPARTMENT OF HEALTH			9	100%	9
BUENA VIDA ESTATES			9	100%	9
ORANGE PARK PEDIATRIC ASSOCIATES		1	8	89%	9
ROSEMONT GARDENS INC		9			9
WILTON MANORS HEALTH & REHABILITATION CENTER			9	100%	9
IGENEX INC		9			9
RED MOUNTAIN DIAGNOSTICS		9			9
MINUTE CLINIC LLC #1448		8	1	11%	9
PALM BAY FAMILY PRACTICE		4	5	56%	9
CARENOW URGENT CARE-MT JULIET		8	1	11%	9
MIAMI BEACH MEDICAL GROUP LLC			9	100%	9
CVS MINUTE CLINIC DIAGNOSTIC PA		7	2	22%	9
ALACHUA			9	100%	9
WEEMS MEDICAL CENTERS		5	4	44%	9
CVS MO859OPOCT KANSAS CITY		5	4	44%	9
CLAYMED OF NORTH FLORIDA			9	100%	9
FAMILY PRACTICE OF DAVIE INC			9	100%	9
NATURE COAST REGIONAL MEDICAL CENTER			9	100%	9
CHEMISYS LABORATORIES		1	8	89%	9
EMERGENCY MEDICAL CENTER		3	6	67%	9
WINDSOR OF SAN PABLO, THE		6	3	33%	9
CVS NC187POCT CHARLOTTE		9			9
Signature Healthcare of Ormond		9			9
PEDIATRIC HEALTH CARE ALLIANCE			9	100%	9
SAMARITAN HOSPITAL LABORATORY		8	1	11%	9
CVS MINUTE CLINIC DIAGNOSTIC MED GRP OF CA		9			9
MEDLAB ASSOCIATES LLC		9			9
COLLIER COUNTY HEALTH DEPT.		4	5	56%	9
BAYONET POINT HOSPITAL			9	100%	9
MEDEXPRESS URGENT CARE - WINCHESTER GATEWAY		7	2	22%	9
MOBILE RESPONSE DIAGNOSTICS LLC		8	1	11%	9
BAYFRONT HEALTH ST PETERSBURG		8	1	11%	9
NORTHWEST FLORIDA COMMUNITY HOSPITAL LABORATORY		8	1	11%	9
WESTCHESTER GENERAL HOSPITAL BLOOD GAS LAB			9	100%	9
FLORIDA MEDICAL CLINIC - MULTI SPECIALTY CAMPUS		2	7	78%	9
MINUTE CLINIC DIAGNOSTIC OF VIRGINIA, LLC		9			9
MICHIGAN DEPARTMENT OF COMMUNITY HEALTH		1	8	89%	9
AVALON FAMILY RESORT ASSISTED LIVING LLC		9			9
URGENT CARE & FAMILY PRACTICE CENTER			9	100%	9
PRECISION GENETICS			9	100%	9

# COVID-19: testing by laboratory

Data through Feb 8, 2021 verified as of Feb 9, 2021 at 09:25 AM

Data in this report are provisional and subject to change.

The numbers in the table below represent the number of Florida and non-Florida residents for whom test results were received by the Department of Health. A person can be tested by more than one laboratory and can have both positive and negative results. **Therefore, the sum of the numbers in each column will be larger than the total number of people tested.**

Reporting lab	Inconclusive	Negative	Positive	Percent positive	Total
LUXOR SCIENTIFIC LLC		1	8	89%	9
ADVENTIST HEALTH SYSTEM		9			9
MONROE COUNTY HOSPITAL		6	3	33%	9
UNAVAILABLE/UNKNOWN/NO INFORMATION FOUND			9	100%	9
MAINSTREET FAMILY CARE			9	100%	9
NORTHSHORE UNIVERSITY HEALTHSYSTEM EVANSTON HOSPITAL LAB			9	100%	9
Consulate Health Care of Brandon		7	2	22%	9
RICHMOND UNIVERSITY MEDICAL CENTER		7	2	22%	9
RIVERSIDE MEDICAL GROUP		8	1	11%	9
WINDSOR WOODS REHAB & HEALTHCARE CTR		8	1	11%	9
OUR HOME AT BEACON HILL			9	100%	9
VILLAGE PLACE HEALTH AND REHAB		9			9
PERSONAL PEDIATRICS PA		7	2	22%	9
NIGHT OWL PEDIATRICS URGENT CARE			9	100%	9
BIG BEND HOSPICE INC		9			9
MEDEXPRESS URGENT CARE - MONROE		9			9
CHILDREN'S HEALTH CENTER INC.		7	2	22%	9
PATEL MEDICAL VENTURES		8	1	11%	9
Manor Care of Dunedin		6	3	33%	9
AZALEA HEALTH		2	7	78%	9
HEALTH NETWORK LABORATORIES		6	3	33%	9
LAKEVIEW HEALTH SYSTEMS			9	100%	9
MINUTECLINIC DIAGNOSTIC OF TN PC #320		8	1	11%	9
MINUTECLINIC DIAGNOSTIC OF NEW MEXICO		9			9
PALM BEACH GARDENS MEDICAL CENTER			9	100%	9
CLEVELAND TENNESSEE HOSPITAL COMPANY		8	1	11%	9
INTERIM HEALTHCARE OF NORTHWEST FLORIDA INC		8	1	11%	9
CVS PHARMACY NO 274		9			9
UNIVERSITY MEDICAL CENTER		8	1	11%	9
CHILDREN'S HEALTHCARE OF ATLANTA/EGLESTON		9			9
ROSECASTLE			9	100%	9
CROSSROADS URGENT CARE, PLLC		9			9
NEMOURS CHILDREN'S PRIMARY CARE VERO BEACH			9	100%	9
CVS HEALTH, #3396		9			9
PALM BAY URGENT CARE PL		1	8	89%	9
MIDMICHIGAN MEDICAL CENTER			9	100%	9
MOLECULAR PATHOLOGY LABORATORY			9	100%	9
LAKE NONA MEDICAL SERVICE LLC		9			9
SARASOTA - ROBERT L TAYLOR COMMUNITY CENTER□		1	8	89%	9
BRENNITY AT VERO BEACH, THE			9	100%	9
Rosewood Healthcare and Rehabilitation Center		5	4	44%	9
LOREY ALF		9			9
CVS MINUTE CLINIC, LLC		7	2	22%	9
MEDEXPRESS URGENT CARE - PANTOPS		8	1	11%	9
WADSWORTH CENTER - DAVID AXELROD INSTITUTE		8	1	11%	9
MAIMONIDES MEDICAL CENTER		6	3	33%	9



# COVID-19: testing by laboratory

Data through Feb 8, 2021 verified as of Feb 9, 2021 at 09:25 AM

Data in this report are provisional and subject to change.

The numbers in the table below represent the number of Florida and non-Florida residents for whom test results were received by the Department of Health. A person can be tested by more than one laboratory and can have both positive and negative results. **Therefore, the sum of the numbers in each column will be larger than the total number of people tested.**

Reporting lab	Inconclusive	Negative	Positive	Percent positive	Total
MED TECH SERVICES OF PALM BEACH INC		8			8
MEDEXPRESS URGENT CARE, BUTLER		5	3	38%	8
HARBORCHASE OF DR PHILLIPS		7	1	13%	8
PHASE2 LABS	2	4	2	25%	8
DEPARTMENT OF HEALTH- CITRUS COUNTY		1	7	88%	8
MEDEXPRESS URGENT CARE - SALEM		4	4	50%	8
ALACHUA COUNTY HEALTH DEPARTMENT		1	7	88%	8
WATERFORD AT CREEKSIDE, THE			8	100%	8
GOLISANO CHILDREN'S HOSPITAL OF SOUTHWEST FLORIDA		6	2	25%	8
VITAS HEALTHCARE CORPORATION OF FL			8	100%	8
DOH JACKSONVILLE CENTRAL LABORATORY		3	5	63%	8
HEALTHPARK MEDICAL CTR NURSING SVC		8			8
MID-HUDSON VALLEY DIVISION OF WESTCHESTER MEDICAL		8			8
MINUTECLINIC DIAGNOSTIC OF PA, LLC (1036)		7	1	13%	8
ESCAMBIA COUNTY JAIL DETENTION DIVISION		8			8
DOCTOR'S IN HOUSE LAB			8	100%	8
CVS MINUTE CLINIC DIAGNOSTIC		7	1	13%	8
FLORIDA HEART AND VASCULAR MULTISPECIALTY GROUP		8			8
ST CLOUD PHYSICIAN MANAGMENT LLC		7	1	13%	8
COLLIER BLVD HMA PHYSICIAN MANAGEMENT,, LLC			8	100%	8
MEDEXPRESS URGENT CARE MONACA		8			8
SOMA MEDICAL CENTER, PA #4 FLORIDA MANGO			8	100%	8
LAKE CONWAY URGENT CARE LLC		2	6	75%	8
CIGNA ONSITE HEALTH LLC		2	6	75%	8
MULBERRY CARE CENTER		5	3	38%	8
MINUTECLINIC DIAGNOSTIC OF TN PC #386		7	1	13%	8
MEDEXPRESS URGENT CARE - CHRISTIANBURG		7	1	13%	8
PENSACOLA CLUSTER			8	100%	8
ORLANDO HEALTH PHYSICIAN ASSOCIATES		4	4	50%	8
SURGOINSVILLE PHARMACY		8			8
KINDRED HOSPITAL OCALA		6	2	25%	8
CORNERSTONE PEDIATRICS		2	6	75%	8
PALM BEACH COUNTY HEALTH DEPARTMENT LABORATORY			8	100%	8
MINUTECLINIC DIAGNOSTIC OF NORTH		7	1	13%	8
ATLANTIC CONSOLIDATED LABORATORY		8			8
RIVERVIEW REGIONAL MEDICAL CENTER		6	2	25%	8
INTERNAL MEDICINE ASSOCIATES OF JACKSON HOSPITAL			8	100%	8
ALLINA HEALTH - ABBOTT NORTHWESTERN HOSPITAL		5	3	38%	8
CARENOW URGENT CARE-GREEN HILLS		8			8
EXECUTIVE MEDICAL SERVICES		8			8
THOMAS JEFFERSON UNIVERSITY HOSPITAL		4	4	50%	8
FLORIDA HOSPITAL WINTER PARK		7	1	13%	8
GENE STREET LABORATORIES, LLC		6	2	25%	8
FLORIDA CLINICAL LAB		1	7	88%	8
JX REF LAB			8	100%	8
SYLVESTER AT PLANTATION LABORATORY		7	1	13%	8

# COVID-19: testing by laboratory

Data through Feb 8, 2021 verified as of Feb 9, 2021 at 09:25 AM

Data in this report are provisional and subject to change.

The numbers in the table below represent the number of Florida and non-Florida residents for whom test results were received by the Department of Health. A person can be tested by more than one laboratory and can have both positive and negative results. **Therefore, the sum of the numbers in each column will be larger than the total number of people tested.**

Reporting lab	Inconclusive	Negative	Positive	Percent positive	Total
URGENT MEDICAL CENTER INC		2	6	75%	8
INTERNAL MEDICINE AND AESTHETICS OF NAPLES LLC		8			8
DOH-TAMPA BRANCH LABORATORY (MLK BLVD)		4	4	50%	8
JOHNS HOPKINS MEDICAL LABORATORIES		1	7	88%	8
MONTEFIORE MEDICAL CENTER LABORATORIES - NORTH		8			8
FAST PACE MEDICAL CLINIC PLLC		6	2	25%	8
INSPIRED LIVING AT PALM BAY		7	1	13%	8
MC DIAGNOSTIC OF CONNECTICUT, PC #1960		8			8
Grand Villa of Dunedin		2	6	75%	8
ST CHARLES HOSPITAL LABORATORY		8			8
BAPTIST OUTPATIENT			8	100%	8
THE MARY IMOGENE BASSETT HOSPITAL		8			8
FLORIDA MENTOR		7	1	13%	8
JACKSON CLINIC PA,THE		4	4	50%	8
MEDEXPRESS URGENT CARE-LATROBE		8			8
FHCP-ORANGE CITY			8	100%	8
DOCTOR'S IN-HOUSE LAB/COMMUNITY HEALTH CENTERS OF PINELLAS - CLEARWATE			8	100%	8
ST JUDE LABORATORIES		6	2	25%	8
MINUTE CLINIC LLC #5733		8			8
MINUTE CLINIC		1	7	88%	8
PASSPORT HEALTH OF TAMPA BAY		8			8
VETERANS AFFAIRS MEDICAL CENTER - OUTPATIENT			8	100%	8
LANE PEDIATRICS PA			8	100%	8
URGENT TEAM MANAGEMENT OF TENNESSEE		7	1	13%	8
HOLY NAME MEDICAL CENTER	1	6	1	13%	8
MAGNOLIA PEDIATRICS GROUP LLC			8	100%	8
GENEUS DIAGNOSTICS			8	100%	8
OPTUM SILVER LAKES			8	100%	8
GULF COAST MEDICAL GROUP		2	6	75%	8
ST. JOSEPH HOSPITAL AND HEALTH CARE INC.			8	100%	8
DAVID LAWRENCE CENTER INC		7	1	13%	8
PUTNAM FAMILY CARE INC		3	5	63%	8
MINUTECLINIC, LLC, #4160		5	3	38%	8
PUTNAM COUNTY EMERGENCY RESCUE SERVICE		5	3	38%	8
PALM BEACH CDH - DELRAY BEACH			8	100%	8
MEDEXPRESS URGENT CARE - WASHINGTON		6	2	25%	8
BLOOMING GARDENS OF CARE INC		8			8
VITRO MOLECULAR LABORATORIES	1		7	88%	8
BEAUMONT EMERGENCY CENTER			8	100%	8
PRIMARY CARE SPECIALISTS OF ORLANDO LLC		6	2	25%	8
IU HEALTH PATHOLOGY		1	7	88%	8
NITIN BAWA PROFESSIONAL ASSOCIATES			8	100%	8
MADISON COUNTY HEALTH DEPARTMENT		5	3	38%	8
FLORIDA HOSPITAL PHYSICIAN GROUP		3	5	63%	8
CVS MINUTE CLINIC DIAGNOSTIC OF TEXAS, LLC		8			8
MEDEXPRESS ELKINS		8			8

# COVID-19: testing by laboratory

Data through Feb 8, 2021 verified as of Feb 9, 2021 at 09:25 AM

Data in this report are provisional and subject to change.

The numbers in the table below represent the number of Florida and non-Florida residents for whom test results were received by the Department of Health. A person can be tested by more than one laboratory and can have both positive and negative results. **Therefore, the sum of the numbers in each column will be larger than the total number of people tested.**

Reporting lab	Inconclusive	Negative	Positive	Percent positive	Total
LIFE CARE CITRUS COUNTY			8	100%	8
BARTON PARKER OD PC		8			8
FOUNTAINVIEW BY FIVE STAR QUALITY CARE		7	1	13%	8
FLORIDA MEDICAL CL ODOM TPA		4	4	50%	8
ROBERT WOOD JOHNSON HOSPITAL		7	1	13%	8
AFC URGENT CARE - CEDAR GROVE		8			8
Sunset Lake Health and Rehabilitation Center		8			8
ARCHBOLD MEMORIAL HOSPITAL/LAB		3	5	63%	8
MINUTE CLINIC DIAGNOSTIC OF SC, LLC #42		7	1	13%	8
ORLANDO ORTHOPAEDIC OUTPATIENT SURGERY CENTER		5	3	38%	8
FAMILY MEDICINE OF WESTON LLC			8	100%	8
ST ANTHONYS PRIMARY CARE LLC/JACKSON STREET			8	100%	8
LAKE CO SCHOOLS EMPLOYEE HEALTH & WELLNESS CENTER	1	6	1	13%	8
ADVANCED RESEARCH FOR HEALTH IMPROVEMENT		6	2	25%	8
OAKMONTE VILLAGE OF DAVIE			8	100%	8
LIFE'S SPECIAL MOMENTS INC		8			8
WHITE SANDS OUTPATIENT SERVICES (WSOP SERVICES LLC		8			8
THE WOLFF CENTER FOR CHILD & ADOLESCENT HEALTH			8	100%	8
WESTPAC LABS INC	1		7	88%	8
CIAN DIAGNOSTICS			8	100%	8
MINUTECLINIC DIAGNOSTIC OF MINNESOTA		8			8
METHODIST HOSPITAL			8	100%	8
BENSONHURST URGENT CARE		8			8
METROPOLITAN CHARITIES INC		7	1	13%	8
NORTHSIDE HOSPITAL		2	6	75%	8
ST VINCENTS PRIMARY CARE		4	4	50%	8
HUNTINGTON URGENT CARE		8			8
CVS NC3516POCT WINSTON SALEM		6	2	25%	8
MEDEXPRESS URGENT CARE - BENTON HARBOR		8			8
WELLIGENT		1	7	88%	8
MEDICANA NURSING AND REHAB CENTER			8	100%	8
MC DIAGNOSTIC OF CONNECTICUT, PC # 257		7	1	13%	8
HUNTINGTON VILLAGE URGENT CARE		8			8
DORAL URGENT CARE			8	100%	8
HEALTHMARK REGIONAL HOSPITAL LAB		4	4	50%	8
DR PHILLIPS MEDICAL WELLNESS CENTER		8			8
CONSULATE HEALTH CARE		7	1	13%	8
PINELLAS PARK FIRE DEPARTMENT		8			8
KEY TRAINING CENTER			8	100%	8
CARROLL GARDENS URGENT CARE		8			8
ORMOND BEACH CENTRA CARE			8	100%	8
X-GENE MOLECULAR LABS		1	7	88%	8
MEDEXPRESS URGENT CARE - SWANSEA, N ILLINOIS ST		7	1	13%	8
VIGILANT HEALTHCARE		5	3	38%	8
CVS NC2357POCT HUNTERSVILLE		7	1	13%	8
SOUTHERN LABORATORY SERVICES OF NWF		7			7

# COVID-19: testing by laboratory

Data through Feb 8, 2021 verified as of Feb 9, 2021 at 09:25 AM

Data in this report are provisional and subject to change.

The numbers in the table below represent the number of Florida and non-Florida residents for whom test results were received by the Department of Health. A person can be tested by more than one laboratory and can have both positive and negative results. **Therefore, the sum of the numbers in each column will be larger than the total number of people tested.**

Reporting lab	Inconclusive	Negative	Positive	Percent positive	Total
SOUTH FLORIDA ENT ASSOCIATES, INC			7	100%	7
KEYSTONE PLACE AT NAPLES PRESERVE		4	3	43%	7
MIAMI COMPREHENSIVE MEDICINE GROUP PA		4	3	43%	7
REMISE OCCUPATIONAL HEALTH SOLUTIONS INC			7	100%	7
SONORA QUEST LABORATORIES			7	100%	7
MINUTECLINIC, LLC, DBA MINUTECLINIC #6106		5	2	29%	7
GENTRY PARK ORLANDO ASSISTED LIVING		6	1	14%	7
ST. CLOUD PHARMACY AND WELLNESS CENTER		3	4	57%	7
CARE ATC - CITY OF BOYNTON BEACH		2	5	71%	7
FLORIDA HOSPITAL KISSIMMEE		4	3	43%	7
CARENOW URGENT CARE-MADISON		7			7
CORAL LANDING ASSISTED LIVING		5	2	29%	7
MONTEFIORE NYACK HOSPITAL AFFILIATED LABORATORY		7			7
ACCESS HOME HEALTH OF FLORIDA LLC		7			7
FLORIDA CENTER FOR DERMATOLOGY LABORATORY			7	100%	7
GRAND VILLA OF ORMOND BEACH		5	2	29%	7
RIVER OAKS TREATMENT CENTER			7	100%	7
Parkside Villa		7			7
OCCUPATIONAL HEALTH CENTERS OF THE SOUTHWEST PA		6	1	14%	7
VICTORIAN MANOR		2	5	71%	7
SCHOOL OF PHARMACY AND PHARMACEUTICAL		7			7
OCALA FAMILY MEDICAL CENTER		7			7
MINUTECLINIC DIAGNOSTIC OF OKLAHOMA		5	2	29%	7
DOTHAN PEDIATRIC CLINIC			7	100%	7
BAPTIST PEDIATRICS		6	1	14%	7
PALM POINT BEHAVIORAL HEALTH		7			7
BRADENTON PHYSICIANS MEDICAL CENTER			7	100%	7
MEDEXPRESS URGENT CARE - MAPLE DRIVE		7			7
PEDIATRICS URGENT CARE, LLC			7	100%	7
MANATEE PEDIATRICS			7	100%	7
JUPITER ISLAND PUBLIC SAFETY		5	2	29%	7
UHEALTH UNIVERSITY OF MIAMI			7	100%	7
NORTHDALE REHABILITATION CENTER			7	100%	7
MINUTE CLINIC DIAGNOSTIC OF SOUTH CAROLINA		6	1	14%	7
OKLAHOMA STATE DEPARTMENT OF HEALTH-PUBLIC HEALTH LABORATORY			7	100%	7
HEALTH CARE LABORATORY SERVICES		1	6	86%	7
MEDEXPRESS URGENT CARE-DUBOIS		7			7
ILLINOIS DEPARTMENT OF PUBLIC HEALTH			7	100%	7
DALLAS COUNTY HEALTH AND HUMAN SERVICES			7	100%	7
NEW YORK PRESBYTERIAN - LOWER MANHATTAN		7			7
FAMILY HEALTH CENTER AT PORT ST JOHN		4	3	43%	7
COMMUNITY MEDICAL AND DENTAL CARE INC		7			7
SOUTH COM HEALTH CLINIC, DEPT. OF THE ARMY		7			7
QUE		4	3	43%	7
FLORIDA HOSPITAL APOPKA		6	1	14%	7
MEDEXPRESS URGENT CARE, JOHNSTOWN		6	1	14%	7

# COVID-19: testing by laboratory

Data through Feb 8, 2021 verified as of Feb 9, 2021 at 09:25 AM

Data in this report are provisional and subject to change.

The numbers in the table below represent the number of Florida and non-Florida residents for whom test results were received by the Department of Health. A person can be tested by more than one laboratory and can have both positive and negative results. **Therefore, the sum of the numbers in each column will be larger than the total number of people tested.**

Reporting lab	Inconclusive	Negative	Positive	Percent positive	Total
ADULT MEDICINE OF LAKE COUNTY INC			7	100%	7
SOMA MEDICAL CENTER MD PA #7 PEDIATRICS			7	100%	7
PPD - IXLAYER		6	1	14%	7
ECLRS		2	5	71%	7
KIMBERLY J HENDERSON MD PC		6	1	14%	7
WYOMING COUNTY COMMUNITY HOSPITAL LABORATORY		7			7
CVS PHARMACY #8800		5	2	29%	7
FLORIDA DIGESTIVE AND LIVER SPECIALIST		7			7
UNIVERSITY OF WASHINGTON MEDICAL CENTER			7	100%	7
OMEGA LABORATORIES		7			7
MEDEXPRESS URGENT CARE - BEECH GROVE		6	1	14%	7
A LILIKO'I PHARMACY LLC		7			7
CVS CA9165POCT SAN DIEGO		7			7
ST JOSEPHS CHILDRENS OUTREACH			7	100%	7
ALLEGRO - TAMPA	1	4	2	29%	7
LAWTON CHILES HEALTH CENTER		1	6	86%	7
BERRYHILL MANOR		7			7
MINUTECLINIC DIAGNOSTIC OF TEXAS		6	1	14%	7
BLOOMINGDALE PEDIATRIC ASSOCIATES PA			7	100%	7
BAYCARE MEDICAL GROUP		1	6	86%	7
HEARTLAND PEDIATRICS OF LAKE PLACID			7	100%	7
DIAGNOSTIC CLINIC		6	1	14%	7
CITY OF CLEARWATER EMPLOYEE HEALTH CENTER		1	6	86%	7
ENCOMPASS HOME HEALTH OF THE SOUTHEAST LLC		7			7
FHMG_FM AND IM AVALON PARK		2	5	71%	7
LONG ISLAND UNIVERSITY - POST CAMPUS		7			7
DEBARY HEALTH AND REHABILITATION CENTER		6	1	14%	7
URGENT CARE OF NEW YORK		7			7
EMBRY-RIDDLE AERONAUTICAL UNIVERSITY HEALTH			7	100%	7
ST VINCENT'S ST CLAIR		4	3	43%	7
DOCTORS CLINICAL LABORATORY, INC		5	2	29%	7
SOUTHEASTERN PEDIATRIC ASSOCIATES			7	100%	7
CVS MINUTE CLINIC DIAGNOSTIC OF VIRGINIA		7			7
ABBEY MANOR RETIREMENT RESIDENCE INC		7			7
CARLOS F FUSTER MD PA		7			7
KANSAS DEPARTMENT OF HEALTH		2	5	71%	7
PBC FOUND CARE INC			7	100%	7
NOVANT HEALTH INPATIENT CARE		2	5	71%	7
BELLE GLADES HEALTH CLINIC			7	100%	7
MERCY HEALTH—MUSKEGON		6	1	14%	7
MEDEXPRESS URGENT CARE - FAYETTEVILLE		5	2	29%	7
VERMONT DEPARTMENT OF HEALTH		1	6	86%	7
MEDEXPRESS URGENT CARE - HOT SPRINGS		7			7
HARLEM HOSPITAL CENTER		6	1	14%	7
CLEARWATER PEDIATRIC CARE		1	6	86%	7
Thermopolis Rehabilitation Wellness		7			7

# COVID-19: testing by laboratory

Data through Feb 8, 2021 verified as of Feb 9, 2021 at 09:25 AM

Data in this report are provisional and subject to change.

The numbers in the table below represent the number of Florida and non-Florida residents for whom test results were received by the Department of Health. A person can be tested by more than one laboratory and can have both positive and negative results. **Therefore, the sum of the numbers in each column will be larger than the total number of people tested.**

Reporting lab	Inconclusive	Negative	Positive	Percent positive	Total
LAB UNKNOW		6	1	14%	7
PANCARE HEALTH - HOSFORD SCHOOL			7	100%	7
MINUTECLINIC INCORPORATE, LLC		5	2	29%	7
FLORIDA STATE HOSPITAL CLINICAL LABORATORY		7			7
BARTRAM CROSSING		7			7
CARENOW URGENT CARE-DONELSON		5	2	29%	7
BROOKDALE LAKE ORIENTA			7	100%	7
MEDLABS DIAGNOSTICS		7			7
GRAND VILLA OF PINELLAS PARK		6	1	14%	7
HOLY GARDEN ALF, INC.		7			7
UF HEALTH			7	100%	7
ENCOMPASS HEALTH REHABILITATION OF SEA PINES		7			7
ORLANDO MEDICAL CENTER PL			7	100%	7
DOCTOR'S IN-HOUSE LAB/COMMUNITY HEALTH CENTERS OF PINELLAS -PINELLAS P			7	100%	7
MIAMI BEACH MEDICAL GROUP			7	100%	7
PEDIATRICS OF CENTRAL FLORIDA		5	2	29%	7
BROOKDALE CROWN POINT			7	100%	7
SEA LEVEL LABS			7	100%	7
TRUE HEALTH DIAGNOSTICS		1	6	86%	7
ATMORE NURSING CENTER		6	1	14%	7
LIZS ADULT CARE		7			7
MINUTECLINIC DIAGNOSTIC OF RHODE ISLAND		5	2	29%	7
CARESOUTH HHA HOLDINGS OF TALLAHASSEE LLC		7			7
COLLIER HMA PHYSICIAN MANAGEMENT, LLC			7	100%	7
DYNAMIC HEALTH CENTERS INC		3	4	57%	7
LEE COUNTY HEALTH DEPARTMENT		4	3	43%	7
NORTHERN DUTCHESS HOSPITAL LABORATORY		5	2	29%	7
EL PARAISO HOME INC		7			7
NORTH FLORIDA MEDICAL CENTERS INC		1	6	86%	7
CVS MINUTE CLINIC DIAGNOSTIC OF TEXAS,LLC		5	2	29%	7
KENDALL REGIONAL MEDICAL CNTR			7	100%	7
SUPERIOR RESIDENCES AT CALA HILLS		7			7
Ocoee Health Care Center		7			7
MINUTECLINIC DIAGNOSTIC OF TN PC #242		5	2	29%	7
BAYFRONT MEDICAL			7	100%	7
LYNMOORE,THE		7			7
OCEAN REEF MEDICAL CENTER, LLC			7	100%	7
LEPE'S HOUSE			7	100%	7
ELLIS HOSPITAL LABORATORY		6	1	14%	7
OPTUM PRIMARY CARE - FOUNTAIN OAKS		3	4	57%	7
GRACE WELLNESS CENTER LLC		6	1	14%	7
SUMMERGATE PHARMACY		6	1	14%	7
FLORIDA CANCER SPECIALISTS & RESEARCH INSTITUTE		6	1	14%	7
TRUE HEALTH		5	2	29%	7
WILDLIGHT LAB			7	100%	7
AVON PARK PEDIATRICS			7	100%	7

# COVID-19: testing by laboratory

Data through Feb 8, 2021 verified as of Feb 9, 2021 at 09:25 AM

Data in this report are provisional and subject to change.

The numbers in the table below represent the number of Florida and non-Florida residents for whom test results were received by the Department of Health. A person can be tested by more than one laboratory and can have both positive and negative results. **Therefore, the sum of the numbers in each column will be larger than the total number of people tested.**

Reporting lab	Inconclusive	Negative	Positive	Percent positive	Total
PENINSULA CARE AND REHABILITATION CENTER			7	100%	7
HNL LAB MEDICINE		5	2	29%	7
ST VINCENT'S CHILTON		5	2	29%	7
MINUTE-CLINIC DIAGNOSTIC OF VIRGINIA		6	1	14%	7
FLORIDA DEPARTMENT OF HEALTH WASHINGTON COUNTY		3	4	57%	7
IRL MARKET LAB			7	100%	7
BOCA BIOLISTICS LLC			7	100%	7
PASSPORT HEALTH			7	100%	7
MINUTECLINIC, LLC #4230		6	1	14%	7
TAMIAMI LAB MILLENIUM			6	100%	6
ACCENTCARE		6			6
PALM HARBOR DERMATOLOGY		4	2	33%	6
ST LUKES ROOSEVELT LABORATORY		6			6
JERSEY SHORE MEDICAL CENTER		6			6
NORTHEAST ALABAMA REGIONAL MEDICAL CENTER		3	3	50%	6
COLUMBIA MEMORIAL HOSPITAL		6			6
AVANTE AT ORMOND BEACH INC			6	100%	6
ALL AMERICAN URGENT CARE			6	100%	6
NORTHSIDE HOSPITAL ATLANTA		3	3	50%	6
CITIZENS BAPTIST MEDICAL CENTERS LAB		5	1	17%	6
Northwell Lab		2	4	67%	6
TEXAS MEDCLINIC			6	100%	6
JOHNS HOPKINS ALL CHILDRENS			6	100%	6
CHILDREN'S HOSPITAL OF PHILADELPHIA		5	1	17%	6
MINUTECLINIC DIAGNOSTIC OF ILLINOIS LL		6			6
AMERICAN EAGLE LEESBURG AL LLC DBA VISTA LAKE			6	100%	6
CONCENTRA			6	100%	6
TERRACINA LLC		1	5	83%	6
TIMBER CREEK PEDIATRICS		6			6
BROWARD TRANSITIONAL CENTER			6	100%	6
BRIDGE DIAGNOSTICS			6	100%	6
HAWTHORNE INN OF LAKE LAND		6			6
FRESENIUS KIDNEY CARE DUNEDIN			6	100%	6
ASCENSION ST VINCENT'S CLAY COUNTY			6	100%	6
SAINT PETER'S UNIVERSITY HOSPITAL		6			6
CAREWELL 301 - WARWICK			6	100%	6
PARTNERS PHARMACY OF FLORIDA LLC		6			6
LIFELINK TISSUE BANK D/B/A LIFELINK TISSUE BANK		6			6
FHPG_EXP CARE W HILLSBOROUGH			6	100%	6
ORLANDO FAMILY PHYSICIANS			6	100%	6
DELIVER MY MEDS CORP		6			6
PALMETTO HEALTH ALLIANCE		3	3	50%	6
GRAND VILLA OF NEW PORT RICHEY		3	3	50%	6
MEDEXPRESS URGENT CARE-PETERS TWP		5	1	17%	6
ETHOS LABORATORIES		6			6
MEDEXPRESS URGENT CARE-PITTSFIELD		6			6

# COVID-19: testing by laboratory

Data through Feb 8, 2021 verified as of Feb 9, 2021 at 09:25 AM

Data in this report are provisional and subject to change.

The numbers in the table below represent the number of Florida and non-Florida residents for whom test results were received by the Department of Health. A person can be tested by more than one laboratory and can have both positive and negative results. **Therefore, the sum of the numbers in each column will be larger than the total number of people tested.**

Reporting lab	Inconclusive	Negative	Positive	Percent positive	Total
ADVENT HEALTH APOPKA		2	4	67%	6
PRESBYTERIAN HOME		6			6
ADVENTHEALTH MEDICAL GROUP MULTISPECIALTY			6	100%	6
PATHGROUP LABS, LLC		4	2	33%	6
SOUTHEASTERN DERMATOLOGY GROUP PA		5	1	17%	6
CVS NC4165POCT BREVARD		4	2	33%	6
MEDEXPRESS URGENT CARE - STATE COLLEGE		5	1	17%	6
PUBLIC HEALTH LAB		6			6
NORTH FLORIDA PEDIATRICS JASPER			6	100%	6
AMERICAN HEALTH ASSOC. LABORATORY SOUTH		4	2	33%	6
CVA MINUTE CLINIC DIAGNOSTIC OF VIRGINIA, LLC		6			6
MEDEXPRESS URGENT CARE - STAUNTON		2	4	67%	6
Nashville Central Laboratory		6			6
QUICK CARE MED WALK IN AND URGENT CARE			6	100%	6
RIVER CITY PRIMARY AND URGENT CARE			6	100%	6
CDRX INFUSION			6	100%	6
CVS MINUTE CLINIC DIAGNOSTIC MED GRP OF SAN		4	2	33%	6
CVS NY4098030POCT NEW YORK		6			6
MINUTECLINIC DIAGNOSTIC OF NEW JERSEY,		5	1	17%	6
MEDEXPRESS URGENT CARE - RICHMOND, NINE MILE RD		5	1	17%	6
GRAND VILLA OF DEL RAY WEST		5	1	17%	6
MEDEXPRESS URGENT CARE - HUNTINGTON WE		6			6
MC DIAGNOSTIC OF CONNECTICUT, PC #1966		6			6
MARSHALL MEDICAL CENTER SOUTH LAB		5	1	17%	6
ST JOSEPH WOMENS HOSPITAL			6	100%	6
UNILAB		2	4	67%	6
CVS NC5591POCT STATESVILLE		5	1	17%	6
MERCY COLLEGE HEALTH OFFICE		6			6
Fouraker Hills Rehab and Nursing			6	100%	6
AARK LABORATORY		6			6
CAPE CORAL URGENT CARE		3	3	50%	6
MEDEXPRESS URGENT CARE - TARENTUM		5	1	17%	6
FAMILY CARE MEDICAL CENTER			6	100%	6
PR HEALTH		1	5	83%	6
FLORIDA SCHOOL FOR THE DEAF AND THE BLIND			6	100%	6
MINUTECLINIC DIAGNOSTIC OF NORTH CAROLINA, PC		5	1	17%	6
UNILAB OF DADE INC			6	100%	6
MINUTECLINIC DIAGNOSTIC OF SC, LLC #2		5	1	17%	6
CAMELLIA AT DEERWOOD		2	4	67%	6
URGENT TEAM - MUSCLE SHOALS		6			6
MINUTECLINIC, LLC, MINUTECLINIC #7637		4	2	33%	6
GENETIC TECHNOLOGICAL INNOVATIONS			6	100%	6
PROHEALTH MED		1	5	83%	6
MEDEXPRESS URGENT CARE - CULPEPER		6			6
INTERNAL MEDICINE LIPID AND WELNNES PRACTICE			6	100%	6
MINUTECLINIC DIAGNOSTIC OF GEORGIA, LL		5	1	17%	6



# COVID-19: testing by laboratory

Data through Feb 8, 2021 verified as of Feb 9, 2021 at 09:25 AM

Data in this report are provisional and subject to change.

The numbers in the table below represent the number of Florida and non-Florida residents for whom test results were received by the Department of Health. A person can be tested by more than one laboratory and can have both positive and negative results. **Therefore, the sum of the numbers in each column will be larger than the total number of people tested.**

Reporting lab	Inconclusive	Negative	Positive	Percent positive	Total
MC DIAGNOSTIC OF CONNECTICUT , PC # 3		4	2	33%	6
GLEN FALLS HOSPITAL DEPARTMENT OF PATHOLOGY		6			6
SUFFRIDGE DRIVE GROUP HOME		6			6
THE WINDSOR OF OCALA		2	4	67%	6
LONGWOOD PEDIATRICS LLC			6	100%	6
MINUTECLINIC LLC (1435)		6			6
MINUTECLINIC DIAGNOSTICS OF IND, LLC		6			6
BOCA VIPEDIATRICS			6	100%	6
MEDICAL PAVILION CLINIC			6	100%	6
MINUTECLINIC, LLC #1586		4	2	33%	6
Florida Clinical Laboratory		1	5	83%	6
SIMEDHEALTH LLC		2	4	67%	6
MEDICAL CENTER AT OCEAN REEF		1	5	83%	6
ENIGMA DIAGNOSTIC, INC.			6	100%	6
PANCARE HEALTH - KATE SMITH ELEMENTARY		1	5	83%	6
THE VILLAGES REGIONAL HOSPITAL FREESTANDING		3	3	50%	6
MEDEXPRESS URGENT CARE - MIDLOTHIAN		6			6
XPRESS URGENT CARE LLC		6			6
BROOKDALE CLERMONT			6	100%	6
MINUTECLINIC, LLC #244		5	1	17%	6
MINUTECLINIC MINUTECLINIC #8505		4	2	33%	6
FLORIDA MEDICAL SPECIALISTS		2	4	67%	6
CARENOW URGENT CARE-SOUTHLAKE			6	100%	6
EXPRESS CARE OF TAMPA BAY LLC		2	4	67%	6
YAZJI PEDIATRIC CARE LLC DBA TUKA PEDIATRICS			6	100%	6
DR. PHILLIPS MEDICAL WELLNESS CENTER		3	3	50%	6
FAMILY MEDICINE MEDICAL DRIVE		6			6
MINUTECLINIC DIAGNOSTIC OF TN PC #5671		3	3	50%	6
SOMA MEDICAL CENTER PA #4			6	100%	6
Conway Lakes Health and Rehabilitation Center		6			6
ARLINGTON OF NAPLES		6			6
VIBRANT AMERICA		4	2	33%	6
DOCTORS EXPRESS OF ST PETERSBURG			6	100%	6
STPET		4	2	33%	6
WIREGRASS MEDICAL CENTER			6	100%	6
VENICE GREEN VILLAGE		3	3	50%	6
CAPITAL HEALTH PLAN LABORATORIES			6	100%	6
CAPRONA GROUP HOME			6	100%	6
NEW HAMPSHIRE DEPARTMENT OF HEALTH AND HUMAN SERVICES		3	3	50%	6
BAYCARE ALLIANT HOSPITAL			6	100%	6
HOLLY HILL HOME INFUSION SERVICE		5	1	17%	6
Solaris Healthcare Pensacola			6	100%	6
PENN MEDICINE PRINCETON MEDICAL CENTER		6			6
MINUTE CLINIC LLC #2775		6			6
LOUISIANA DEPT OF HEALTH			6	100%	6
PENSACOLA PEDIATRICS MILTON			6	100%	6

# COVID-19: testing by laboratory

Data through Feb 8, 2021 verified as of Feb 9, 2021 at 09:25 AM

Data in this report are provisional and subject to change.

The numbers in the table below represent the number of Florida and non-Florida residents for whom test results were received by the Department of Health. A person can be tested by more than one laboratory and can have both positive and negative results. **Therefore, the sum of the numbers in each column will be larger than the total number of people tested.**

Reporting lab	Inconclusive	Negative	Positive	Percent positive	Total
CVS MINUTE CLINIC DIAGNOSTIC OF NEW JERSEY		6			6
FLORIDA WOMAN CARE LABORATORY			6	100%	6
UT MEMPHIS UNIVERSITY HEALTH SERVICES			6	100%	6
MC DIAGNOSTIC OF CONNECTICUT PC #459		6			6
VITAS HEALTH INC			6	100%	6
CVS MINUTE CLINIC DIAGNOSTIC OF TN #6044		6			6
HUNTERS CREEK PEDIATRICS		6			6
ENTRUST IMMEDIATE CARE			6	100%	6
OSWEGO HOSPITAL LABORATORY		6			6
GRAND VILLA OF LARGO		4	2	33%	6
BROWARD COUNTY HEALTH DEPT.			6	100%	6
PACIFICA SUNRISE			6	100%	6
MIAMI RESCUE MISSION CLINIC INC			6	100%	6
GRACE REHABILITATION CENTER OF VERO BEACH		4	2	33%	6
MEDEXPRESS URGENT CARE - BATTLE CREEK		4	2	33%	6
LUMADOC HEALTH		4	2	33%	6
MIAMI BEACH COMMUNITY HEALTH CENTER INC			6	100%	6
Baptist Village Retirement Communities		6			6
THE PALMS REHABILITATION AND HEALTHCARE CENTER		5	1	17%	6
THE CLINIC PREMISE HEALTH			6	100%	6
DEPARTMENT OF HEALTH AND HUMAN SERVICES STATE OF NEW HAMPSHIRE			6	100%	6
MINUTECLINIC DIAGNOSTIC OF NEW JERSEY, LLC # 7069		6			6
CRESTWOOD MEDICAL CENTER		4	2	33%	6
JOHN T MATHER MEMORIAL HOSPITAL LABORATORY		5	1	17%	6
CVS TN5601POCT LENOIR CITY		6			6
BETH ISRAEL DEACONESS MEDICAL CENTER			6	100%	6
MINUTECLINIC, LLC #05038		6			6
MINUTE-CLINIC DIAGNOSTIC OF VIRGINIA, LLC #2003		5	1	17%	6
MEDEXPRESS URGENT CARE - MT LEBANON		4	2	33%	6
TAMPA URGENT CARE			6	100%	6
FRUITVILLE URGENT CARE			6	100%	6
WATAUGA MEDICAL CENTER		4	2	33%	6
RICH STREET GROUP HOME			6	100%	6
NEMOURS CHILDREN'S URGENT			6	100%	6
CURATIVE CARE CENTER INC		1	5	83%	6
MEDEXPRESS URGENT CARE - ELM GROVE		5	1	17%	6
ORLANDO FAMILY MEDICAL INC		6			6
LAKEVIEW TERRACE HOME HEALTH SERVICES LLC			6	100%	6
CITYMD		1	5	83%	6
FIRST COAST CARDIOVASCULAR INSTITUTE PA			6	100%	6
CONCENTRA URGENT CARE		1	4	80%	5
INTERNAL MEDICINE & PRIMARY CARE ASSOCIATES, PLC			5	100%	5
PENSACOLA PEDIATRICS PA - TIGER POINT			5	100%	5
MIAMI MEDICAL CONSULTANT PA			5	100%	5
MAXHEALTH		4	1	20%	5
JOE DIMAGGIO CHILDREN'S HOSPITAL		1	4	80%	5

# COVID-19: testing by laboratory

Data through Feb 8, 2021 verified as of Feb 9, 2021 at 09:25 AM

Data in this report are provisional and subject to change.

The numbers in the table below represent the number of Florida and non-Florida residents for whom test results were received by the Department of Health. A person can be tested by more than one laboratory and can have both positive and negative results. **Therefore, the sum of the numbers in each column will be larger than the total number of people tested.**

Reporting lab	Inconclusive	Negative	Positive	Percent positive	Total
ADVENTHEALTH CAR CENTER APOPKA			5	100%	5
PM PEDIATRICS OF SELDEN		3	2	40%	5
EGL GENETICS DIAGNOSTICS			5	100%	5
BAPTIST HEALTH - TOWN CENTER			5	100%	5
LAKE MARY HEALTH AND REHABILITATION CENTER		1	4	80%	5
MEDEXPRESS URGENT CARE PORT HURON		4	1	20%	5
MEDEXPRESS URGENT CARE - GLENDALE		5			5
COVID RAPID LABS			5	100%	5
CYPRESS CREEK MEDICAL CENTER			5	100%	5
SV DIAGNOSTIC LAB			5	100%	5
CENTREX CLINICAL LABS INC		5			5
GRAND VILLA OF BOYNTON BEACH		5			5
WHITE WILSON MEDICAL CENTER - FWB		1	4	80%	5
CARL R DARNALL ARMY MEDICAL CENTER			5	100%	5
NORTH PINELLAS CHILDRENS MEDICAL CENTER INC			5	100%	5
PHYSICIANS REGIONAL MEDICAL CTR - COLLIER BLVD			5	100%	5
MD NOW MEDICAL CENTER INC			5	100%	5
OMNICARE PHARMACY OF TEXAS 1, LP DBA OMNICARE		5			5
SHEEPSHEAD BAY URGENT CARE		5			5
AHF PUBLIC HEALTH LABORATORY			5	100%	5
Life Care Center of Estero			5	100%	5
BROWNE MEDICAL LLC		3	2	40%	5
WESTMINSTER SHORES			5	100%	5
DICKSON MEDICAL ASSOCIATES PC PATH LAB		4	1	20%	5
COPELAND MEDICAL CLINIC		3	2	40%	5
MINUTECLINIC DIAGNOSTIC OF PENNSYLVANIA, LLD #1545		5			5
CARE RESOURCE COMMUNITY HEALTH CENTERS INC		3	2	40%	5
MD NOW MEDICAL CENTER			5	100%	5
CLEVELAND CLINIC MARTIN HEALTH NURSING & RESTORATIVE		5			5
MINUTE-CLINIC DIAGNOSTIC OF VIRGINIA, LLC #794		5			5
UPMC HEALTH SYSTEM		4	1	20%	5
DIAGNOSTECHS		4	1	20%	5
HILLSBOROUGH COUNTY HEALTH DEPARTMENT			5	100%	5
WHEELER LABORATORY		4	1	20%	5
Army Residence Community		5			5
MEDICAL CENTER OF BLOUNTSTOWN			5	100%	5
Kennedy University Hospital		5			5
MINUTECLINIC DIAGNOSTIC OF NEVADA #87		3	2	40%	5
SOUTH FLORIDA FAMILY HEALTH & RESEARCH CTR			5	100%	5
UT SOUTHWESTERN MEDICAL CENTER			5	100%	5
CLAY PRIMARY & FAMILY CARE LLC			5	100%	5
MEDEXPRESS URGENT CARE - BECKLEY CROSS		4	1	20%	5
MINUTECLINIC DIAG OF IND, LLC #2387		5			5
VAIL VALLEY MEDICAL CENTER			5	100%	5
NOVANT HEALTH UVA		2	3	60%	5
BAYSHORE POINTE NURSING AND REHAB CENTER			5	100%	5

# COVID-19: testing by laboratory

Data through Feb 8, 2021 verified as of Feb 9, 2021 at 09:25 AM

Data in this report are provisional and subject to change.

The numbers in the table below represent the number of Florida and non-Florida residents for whom test results were received by the Department of Health. A person can be tested by more than one laboratory and can have both positive and negative results. **Therefore, the sum of the numbers in each column will be larger than the total number of people tested.**

Reporting lab	Inconclusive	Negative	Positive	Percent positive	Total
NORTH DADE NURSING AND REHABILITATION CENTER			5	100%	5
INDIAN RIVER PRIMARY CARE PA		5			5
ALL CHILDREN'S HOSPITAL DEPT OF GENERAL PEDIATRICS			5	100%	5
MINUTE CLINIC LLC #5706		4	1	20%	5
MINUTECLINIC, LLC #03268		4	1	20%	5
GREENVILLE MEMORIAL HOSPITAL LAB			5	100%	5
PEDIATRICS OF ALTAMONTE		5			5
UCF STUDENT HEALTH SERVICES LABORATORY		2	3	60%	5
ORLANDO ORTHOPAEDIC CENTER		4	1	20%	5
PEDIATRICS OF CENTRAL FLORIDA - POINCIANA		3	2	40%	5
INNOVATIVE COVID-DIVERSEY			5	100%	5
ADVANCED URGENT CARE OF MARATHON		1	4	80%	5
DANIEL M LIBBY MD PLLC		5			5
KEYSTONE REHABILITATION AND HEALTH CENTER		1	4	80%	5
ATLANTIC COMMUNITY HIGH SCHOOL		4	1	20%	5
THE UNIVERSITY OF VERMONT MEDICAL CENTER		4	1	20%	5
MEDEXPRESS URGENT CARE - CLARKSBURG		5			5
QUINTON MEMORIAL HEALTH CARE CENTER		5			5
FLORIDA HOSPITAL LAKE MARY		5			5
MINUTE CLINIC DIAGNOSTIC OF NORTH CAROLINA		5			5
GULF COAST PEDIATRICS OF SARASOTA PA		1	4	80%	5
UNIVERSITY OF CHICAGO MEDICAL CENTER LAB			5	100%	5
MINUTECLINIC DIAGNOSTIC OF TN PC #442		4	1	20%	5
Rio Pinar Health Care			5	100%	5
FINLAY		1	4	80%	5
ST CLOUD COMPOUNDING PHARMACY & WELLNESS CENTER		5			5
LPG PEDIATRICS AT CAPE CORAL		5			5
GOOD SAMARITAN MEDICAL CENTER			5	100%	5
PRECISION DIAGNOSTICS INC - NJ		5			5
FLAGLER HEALTH SERVICES INC			5	100%	5
SUMTER COUNTY HEALTH DEPARTMENT			5	100%	5
CHAMPLAIN VALLEY PHYSICIANS HOSPITAL		3	2	40%	5
Life Care Center of Orlando			5	100%	5
ST JOHNS BIOMEDICAL LAB		5			5
NORTHPORT MEDICAL CENTER LAB		5			5
JACKSON SOUTH COMMUNITY HOSPITAL LAB			5	100%	5
CVS NATIONAL HARBOR MD2297714CV		5			5
FLORIDA PRIMARY & SPECIALTY CARE		5			5
MINUTE CLINIC DIAGNOSTIC OF PENNSYLVANIA		5			5
PEDIATRIC URGENT HEALTH CARE			5	100%	5
WAKEMED		1	4	80%	5
CVS MINUTE CLINIC DIAG OF IND LLC #5206		4	1	20%	5
FLORIDA PREMIER MEDICAL CARE PA			5	100%	5
CVS MINUTE CLINIC DIAGNOSTIC PA #3060		4	1	20%	5
NU WAVE MEDICAL CENTER			5	100%	5
PALM GARDEN OF SUN CITY			5	100%	5

# COVID-19: testing by laboratory

Data through Feb 8, 2021 verified as of Feb 9, 2021 at 09:25 AM

Data in this report are provisional and subject to change.

The numbers in the table below represent the number of Florida and non-Florida residents for whom test results were received by the Department of Health. A person can be tested by more than one laboratory and can have both positive and negative results. **Therefore, the sum of the numbers in each column will be larger than the total number of people tested.**

Reporting lab	Inconclusive	Negative	Positive	Percent positive	Total
APEX HOME HEALTH CARE		4	1	20%	5
ELITE MD GROUP INC		1	4	80%	5
FRANCES WARDE MEDICAL LABORATORY		2	3	60%	5
FORSYTH HOUSE			5	100%	5
PHYSICIANS FOR CHILDREN			5	100%	5
SANDALWOOD NURSING CENTER		5			5
DEPARTMENT OF HEALTH AND HUMAN SERVICES LANSING			5	100%	5
WILSON PEDIATRICS			5	100%	5
MINUTECLINIC, LLC #03965		5			5
WATERTOWN URGENT CARE PLLC		5			5
HENDRY REGIONAL CONVENIENT CARE CENTER			5	100%	5
DOCS URGENT CARE		1	4	80%	5
URGENT CARE OF LONGWOOD			5	100%	5
EDWARD S BENNETT MD PLLC		5			5
AUGUSTA HEALTH			5	100%	5
SANDGATE GARDENS REHAB & NURSING CENTER		3	2	40%	5
CVS MINUTE CLINIC, LLC #22		4	1	20%	5
LABS PLUS LLC		5			5
LABCORP UNSPECIFIED		5			5
MEDEXPRESS URGENT CARE MURRYSVILLE		3	2	40%	5
URGENT TEAM - HUNTSVILLE		4	1	20%	5
UCARE			5	100%	5
REHABILITATION CENTER AT JUPITER GARDENS		5			5
MINUTECLINIC DIAGNOSTIC OF ILLINOIS		4	1	20%	5
JUPITER ISLAND MEDICAL CLINIC INC		5			5
Walker BaptistMedCtr		4	1	20%	5
MEDEXPRESS URGENT CARE-NESHANNOCK TWP		4	1	20%	5
SIGNATURE URGENT CARE			5	100%	5
OCCMED SOLUTIONS		2	3	60%	5
NORTH SHORE HEMATOLOGY-ONCOLOGY ASSOCIATES, PC		5			5
MEDEXPRESS URGENT CARE-MUNCIE		5			5
SUTTER TRACY COMMUNITY HOSPITAL			5	100%	5
SOUTHERN OCEAN MEDICAL CENTER		5			5
MEDEXPRESS URGENT CARE MORGANTOWN		5			5
EAST BANK HOSPITAL - UNIVERSITY OF MINNESOTA MEDICAL CENTER			5	100%	5
CAREHERE LCS- EUSTIS			5	100%	5
HELIX KH UC			5	100%	5
BETHESDA COMMUNITY HEALTH CENTER			5	100%	5
WALK-IN MEDICAL CARE			5	100%	5
URGENT CARE COASTAL GA			5	100%	5
LEWIS COUNTY MANOR		5			5
PM PEDIATRICS OF BAYSIDE PLLC		5			5
MEDEXPRESS URGENT CARE - IRVING		5			5
OPTUMCARE FLORIDA, LLC		3	2	40%	5
RUSH UNIVERSITY MEDICAL CENTER LABORATORY			5	100%	5
URGENT TEAM - NASHVILLE		5			5

# COVID-19: testing by laboratory

Data through Feb 8, 2021 verified as of Feb 9, 2021 at 09:25 AM

Data in this report are provisional and subject to change.

The numbers in the table below represent the number of Florida and non-Florida residents for whom test results were received by the Department of Health. A person can be tested by more than one laboratory and can have both positive and negative results. **Therefore, the sum of the numbers in each column will be larger than the total number of people tested.**

Reporting lab	Inconclusive	Negative	Positive	Percent positive	Total
BROWNE MEDICAL		5			5
FHPG FAMILY MEDICAL CENTER OF TAMPA BAY		1	4	80%	5
LEE MEMORIAL HEALTH SYSTEM		2	3	60%	5
BROOKDALE NEW PORT RICHEY			5	100%	5
COLUMBIA MEMORIAL HOSPITAL LABORATORY		5			5
INFECTION CONTROL/ EMPHEALTH		3	2	40%	5
ORLANDO ORTHOPAEDIC OUTPATIENT SURGERY CENTER LLC		2	3	60%	5
UNIVERSITY OF MIAMI / SCCC RESEARCH LABORATORY			5	100%	5
VIERA PEDIATRICS		1	4	80%	5
LONG ISLAND JEWISH FOREST HILLS HOSPITAL		5			5
MINUTE CLINIC, LLC #1434		5			5
HAVEN HOSPICE IN CHIEFLAND			5	100%	5
ST VINCENTS AMBULATORY CARE INC DBA		2	3	60%	5
BAYSHORE LABORATORY		4	1	20%	5
GRAND VILLA OF PALM COAST		5			5
UNIVERSITY OF MIAMI MILLER SCHOOL OF MEDICINE			5	100%	5
NIGHT LITE PEDIATRICS CENTER		1	4	80%	5
MEDEXPRESS - COLLINSVILLE BELT LINE		3	2	40%	5
HEALTH AND WELLNESS CENTER			5	100%	5
URGENT MED INC		3	2	40%	5
EP LTC PHARMACY		4	1	20%	5
FLORIDA DEPARTMENT OF HEALTH - INVERNESS		3	2	40%	5
XRL SXF REF LAB		5			5
KETTERING HEALTH			5	100%	5
COOPER HOSPITAL/UNIVERSITY MEDICAL		5			5
URGENT CARE OF ERWIN		5			5
GULF COAST VETERANS HCS PANAMA CITY OPC		5			5
OHIO DEPARTMENT OF HEALTH			5	100%	5
DIXIE COUNTY EMERGENCY SERVICES			5	100%	5
MINUTECLINIC DIAGNOSTIC OF NORTH CAROLINA PC #5341		4	1	20%	5
FLORIDA CLINICAL LABORATORY - BIOREFERENCE LABORATORIES		2	3	60%	5
TULLAHOMA HMA, LLC		4	1	20%	5
MINUTECLINIC #2860		3	2	40%	5
MOUNT SINAI BROOKLYN LABORATORY		4	1	20%	5
NELSON BIOLOGICAL			5	100%	5
OCHSNER MEDICAL CENTER			5	100%	5
MINUTECLINIC, LLC, DBA MINUTECLINIC #2		5			5
PUTNAM HOSPITAL CENTER LABORATORY		5			5
PATIENT FIRST - LEESBURG			5	100%	5
RAYMOND BASRI MD		5			5
MEDEXPRESS URGENT CARE - WILLIAMSPORT		4	1	20%	5
RELIANT IMMUNE DIAGNOSTICS			5	100%	5
MINUTECLINIC DIAG OF IND LLC #6998		4	1	20%	5
MIAMI CANCER INSTITUTE			5	100%	5
PRECISION LABS LLC		2	3	60%	5
PREMIER FAMILY HEALTH PA			5	100%	5

# COVID-19: testing by laboratory

Data through Feb 8, 2021 verified as of Feb 9, 2021 at 09:25 AM

Data in this report are provisional and subject to change.

The numbers in the table below represent the number of Florida and non-Florida residents for whom test results were received by the Department of Health. A person can be tested by more than one laboratory and can have both positive and negative results. **Therefore, the sum of the numbers in each column will be larger than the total number of people tested.**

Reporting lab	Inconclusive	Negative	Positive	Percent positive	Total
RIVERVIEW ALF OPERATOR LLC			5	100%	5
PINECREST PEDIATRICS GROUP LLC			5	100%	5
MANATEE COUNTY JAIL		4	1	20%	5
GUTHRIE MEDICAL GROUP LABORATORIES		5			5
ST. LUCIE COUNTY HEALTH DEPARTMENT		4	1	20%	5
AMERICAN MEDICAL RESPONSE - DENVER		2	3	60%	5
AEL KNOXVILLE			5	100%	5
LAKE NONA PEDIATRICS IN ASSOCIATION WITH NEMOURS		5			5
Avalon Healthcare and Rehabilitation Center			5	100%	5
LIVING WATERS MEDICAL CENTER			5	100%	5
MINUTE CLINIC DIAGNOSTIC OF MICHIGAN PC		5			5
MCR HEALTH LAWTON CHILES ADMINISTRATION STE A		1	4	80%	5
PHYSICIANS URGENT CARE BERRY FARMS		4	1	20%	5
MINUTECLINIC MINUTECLINIC #4977		3	2	40%	5
UW MEDICINE VIROLOGY LAB			5	100%	5
TANNER MEDICAL CENTER EAST AL		5			5
Enterprise Health and Rehabilitation Center		5			5
ST. PETERSBURG PEDIATRICS			5	100%	5
DOTHAN WEST FAMILY MEDICINE		3	2	40%	5
FLORIDA DEPARTMENT OF HEALTH IN SARASOTA COUNTY		5			5
LAKE COUNTY DETENTION CENTER		3	2	40%	5
ANYLABTEST NOW			5	100%	5
EASTCHESTER PEDIATRIC MEDICAL GROUP		5			5
WEST PACIFIC MEDICAL LABORATORY			5	100%	5
ALPHADERA LABS, LLC			5	100%	5
CVS SC7556POCT WEST COLUMBIA		5			5
APOLLO GARDENS RETIREMENT RESIDENCE CARE		5			5
BOROPARK URGENT CARE		4	1	20%	5
BEACH HOUSE		5			5
WOODHULL MEDICAL AND MENTAL HEALTH CTR		5			5
COMMONS AT ORLANDO LUTHERAN TOWERS SNF			5	100%	5
CVS TX7821POCT LEAGUE CITY		4			4
MEDEXPRESS URGENT CARE - WEIRTON		4			4
WILLIAM A HINTON STATE LABORATORY INSTITUTE		1	3	75%	4
Crowne Health Care of Montgomery		4			4
NOT GIVEN		1	3	75%	4
ALVARO J DANGOND MD PA		4			4
ST. MARY'S HOSPITAL			4	100%	4
CENTERPLACE HEALTH, INC			4	100%	4
LATCHER LABORATORY OF A O FOX MEMORIAL		2	2	50%	4
REELFOOT FAMILY WALK IN CLINIC		3	1	25%	4
MEDEXPRESS URGENT CARE HUNTINGTON		4			4
URGENT CARE - OCONEE		2	2	50%	4
PM PEDIATRICS OF SELDEN PLLC		4			4
MINUTECLINIC DIAGNOSTIC MED GRP OF CA		3	1	25%	4
MEDEXPRESS URGENT CARE - BLUEFIELD		3	1	25%	4

# COVID-19: testing by laboratory

Data through Feb 8, 2021 verified as of Feb 9, 2021 at 09:25 AM

Data in this report are provisional and subject to change.

The numbers in the table below represent the number of Florida and non-Florida residents for whom test results were received by the Department of Health. A person can be tested by more than one laboratory and can have both positive and negative results. **Therefore, the sum of the numbers in each column will be larger than the total number of people tested.**

Reporting lab	Inconclusive	Negative	Positive	Percent positive	Total
PELICAN LANDING		1	3	75%	4
Sunrise Health and Rehabilitation Center			4	100%	4
MINUTECLINIC DIAGNOSTIC OF TN PC #6363		4			4
PLEASANTVILLE OF SEBASTIAN LLC			4	100%	4
Signature Healthcare of Savannah		4			4
CVS GA2236POCT WOODSTOCK		4			4
MEDEXPRESS URGENT CARE - FORT WORTH S		3	1	25%	4
CVS HEALTH MINUTE CLINIC		1	3	75%	4
THE DOCTORS CENTER HEALTHCARE-SOUTHSIDE		1	3	75%	4
MEDEXPRESS URGENT CARE - LOGAN		4			4
HOME DOCS		2	2	50%	4
LAFAYETTE NURSING AND REHAB			4	100%	4
CAYUGA COUNTY HEALTH DEPARTMENT		3	1	25%	4
DIAMOND SPEEDWAY DIALYSIS		1	3	75%	4
COMPREHENSIVE CLINICAL RESEARCH, LLC			4	100%	4
MINUTECLINIC DIAGNOSTIC OF SC, LLC #7		2	2	50%	4
MEDEXPRESS - NEWARK		4			4
PANCARE HEALTH YOUNGSTOWN			4	100%	4
Health Care Center of Jacksonville			4	100%	4
MARION AND BERNARD L SAMSON NURSING CENTER			4	100%	4
COMPASSION PEDIATRIC URGENT CARE LLC			4	100%	4
CARENOW URGENT CARE - CENTRAL AUSTIN		1	3	75%	4
STEBEN COUNTY PUBLIC HEALTH		4			4
FLORIDA CANCER SPECIALISTS AND RESEARCH		2	2	50%	4
MEDEXPRESS URGENT CARE, FAIRMONT		4			4
MEASE CONTINUING CARE		2	2	50%	4
BIRMINGHAM VAMC		1	3	75%	4
GENTLE HANDS MOBILE PHLEBOTOMY			4	100%	4
AFFINITY URGENT CARE			4	100%	4
MIAMI COMMUNITY HEALTH CENTER INC		1	3	75%	4
SANFORD SOUTH UNIVERSITY		4			4
EXPRESS TEST			4	100%	4
INFINITI LABS INC			4	100%	4
THONOTOSASSA COMMUNITY HEALTH CENTER		1	3	75%	4
FHCP - ORMOND BEACH			4	100%	4
PARADIGM LABORATORIES			4	100%	4
MINUTE CLINIC DIAGNOSTIC MED GRP		3	1	25%	4
ASCENDI HOME HEALTH AGENCY INC			4	100%	4
CELAL GUROL ERBAY, MD			4	100%	4
OVIEDO CHILDRENS HEALTH CENTER LLC		1	3	75%	4
Park Ridge Nursing Center		3	1	25%	4
ARCPPOINT LABS OF FORT LAUDERDALE, FL CENTRAL		1	3	75%	4
Millennium Nursing & Rehab Center		4			4
DEPARTMENT OF HEALTH/ NEW YORK			4	100%	4
FLORIDA HEART AND VASCULAR			4	100%	4
REHABILITATION CENTER OF WINTER PARK,THE			4	100%	4



# COVID-19: testing by laboratory

Data through Feb 8, 2021 verified as of Feb 9, 2021 at 09:25 AM

Data in this report are provisional and subject to change.

The numbers in the table below represent the number of Florida and non-Florida residents for whom test results were received by the Department of Health. A person can be tested by more than one laboratory and can have both positive and negative results. **Therefore, the sum of the numbers in each column will be larger than the total number of people tested.**

Reporting lab	Inconclusive	Negative	Positive	Percent positive	Total
UNC HOSPITAL/MCLENDON CLINICAL LABORATORIES			4	100%	4
CORIZON HEALTH INC			4	100%	4
PALM BEACH CANCER INSTITUTE			4	100%	4
CVS NY491POCT JACKSON HEIGHTS		4			4
SONIC REFERENCE LABORATORY			4	100%	4
CAPE COD HOSPITAL			4	100%	4
CVS NJ617POCT CEDAR GROVE		4			4
ADVENTHEALTH NEW SMYRNA BEACH COMMUNITY HEALTH			4	100%	4
MARSHFIELD LABORATORIES			4	100%	4
MONTANA DEPARTMENT OF PUBLIC HEALTH & HUMAN SERVICES			4	100%	4
MEDEXPRESS URGENT CARE - SOUTH PARKERSBURG		4			4
STATCARE URGENT & WALK IN MEDICAL CARE		2	2	50%	4
CHILDREN'S MEDICAL GROUP		4			4
CRESTAR LABS		2	2	50%	4
TRUE HEALTH- HOFFNER		3	1	25%	4
INTERMARKET FACILITY			4	100%	4
BAYLOR ESOTERIC AND MOLECULAR LAB			4	100%	4
Westminster Manor		3	1	25%	4
DEPARTMENT OF PATHOLOGY ROME MEMORIAL		3	1	25%	4
MEDICAL CENTER ENTERPRISE			4	100%	4
DIAGNOSTIC & MEDICAL SPECIALISTS OF GREENWICH		2	2	50%	4
ELITE CARE			4	100%	4
HEALTHY MINORS PEDIATRIC URGENT CARE		4			4
ST PETE DIRECT PRIMARY CARE		2	2	50%	4
PERSONAL PHYSICIAN CARE PA			4	100%	4
ADVICE FOR OPTIMAL WELLNESS		2	2	50%	4
THE RETREAT AT PORT ORANGE			4	100%	4
MEDEXPRESS URGENT CARE PLEASANT HILLS		3	1	25%	4
COMPASSION PEDIATRICS			4	100%	4
JS HEALTHCARE INC		4			4
PANCARE HEALTH - ALTHA PUBLIC			4	100%	4
QUALITY MEDICAL CARE			4	100%	4
ABSOLUTE HEALTH		4			4
HEALTHCARE NETWORK OF SOUTHWEST FLORIDA			4	100%	4
OKLAHOMA STATE UNIVERSITY DIAGNOSTIC LAB			4	100%	4
MEDEXPRESS URGENT CARE - YORK		1	3	75%	4
BIOTEST PLASMA CENTER		4			4
PEDIATRICS IN BREVARD-COCOA BEACH		2	2	50%	4
AHC Decatur County		4			4
CLINICAL LABORATORIES OF THE BUFFALO		3	1	25%	4
SARASOTA MEDICAL CENTER			4	100%	4
CAPITAL HEALTH LABORATORY INC			4	100%	4
MINUTECLINIC, LLC, DBA MINUTECLINIC #6		4			4
CVS OH2543POCT CANFIELD		4			4
NEMOURS CHILDREN'S CLINIC			4	100%	4
BAPTIST HEALTH MEDICAL CENTER			4	100%	4

# COVID-19: testing by laboratory

Data through Feb 8, 2021 verified as of Feb 9, 2021 at 09:25 AM

Data in this report are provisional and subject to change.

The numbers in the table below represent the number of Florida and non-Florida residents for whom test results were received by the Department of Health. A person can be tested by more than one laboratory and can have both positive and negative results. **Therefore, the sum of the numbers in each column will be larger than the total number of people tested.**

Reporting lab	Inconclusive	Negative	Positive	Percent positive	Total
GENEVA GENERAL HOSPITAL LABORATORY		3	1	25%	4
COURTYARD GARDENS OF BOYNTON BEACH, LLC		1	3	75%	4
CARE ONE PRIMARY CARE			4	100%	4
SCIENCE CARE			4	100%	4
Metro West Nursing and Rehab			4	100%	4
CVS MA2172POCT NORTH GRAFTON		4			4
BARTON MEMORIAL HOSPITAL		3	1	25%	4
THE PALMS PHARMACY, INC		4			4
MINUTECLINIC DIAGNOSTIC OF TN PC #643		2	2	50%	4
FISHERMEN'S HOSPITAL			4	100%	4
CELERION			4	100%	4
MEDEXPRESS URGENT CARE - TEAYS VALLEY		3	1	25%	4
PHYSICIANS IMMEDIATE CARE AURORA			4	100%	4
REDMED OF CROSSTOWN		1	3	75%	4
MEMORIAL HEALTHCARE SYSTEM		1	3	75%	4
FLORIDA HEALTHCARE OF ORLANDO			4	100%	4
MEDEXPRESS URGENT CARE - SUMMERSVILLE, WEBSTER RD		4			4
ACCESS RECOVERY SOLUTIONS LLC			4	100%	4
FLORIDA MEDICAL ASSOCIATES LLC			4	100%	4
Advanced Care Center			4	100%	4
SJH			4	100%	4
MINUTE CLINIC LLC #4017		4			4
SEBRING PEDIATRICS LLC			4	100%	4
CAREATC, INC.			4	100%	4
MERCY URGENT CARE			4	100%	4
CARENOW URGENT CARE - WINTER SPRINGS		3	1	25%	4
CVS NV9841POCT RENO		2	2	50%	4
MINUTECLINIC DIAGNOSTIC OF RHODE ISLAND		4			4
MEDEXPRESS URGENT CARE - SOMERSET TOWNSHIP		4			4
CAREWELL URGENT CARE			4	100%	4
MINUTECLINIC, LLC #1470		4			4
PANCARE HEALTH - PONCE DE LEON			4	100%	4
TRIDENT BIOMETRICS		3	1	25%	4
NYU WINTHROP HOSPITAL PATHOLOGY		4			4
MINUTE CLINIC DIAGNOSTIC OF TEXAS, LLC		4			4
DEPARTMENT OF HEALTH AND HUMAN SERVICES		2	2	50%	4
MINUTE CLINIC #8979		4			4
LAKE FOREST PARK OP CO LLC		4			4
FLORIDA HOSPITAL ALTAMONTE		2	2	50%	4
MINUTECLINIC DIAGNOSTIC OF VIRGINIA, LLC #255		4			4
SunTerrace Health Care Center		3	1	25%	4
MEDEXPRESS URGENT CARE SHADYSIDE		3	1	25%	4
NEULIFE NEUROLOGICAL SERVICES LLC			4	100%	4
ARKANSAS DEPARTMENT OF HEALTH			4	100%	4
MINUTE CLINIC INCORPORATE		4			4
MINUTECLINIC DIAG OF IND, LLC #10190		4			4

# COVID-19: testing by laboratory

Data through Feb 8, 2021 verified as of Feb 9, 2021 at 09:25 AM

Data in this report are provisional and subject to change.

The numbers in the table below represent the number of Florida and non-Florida residents for whom test results were received by the Department of Health. A person can be tested by more than one laboratory and can have both positive and negative results. **Therefore, the sum of the numbers in each column will be larger than the total number of people tested.**

Reporting lab	Inconclusive	Negative	Positive	Percent positive	Total
USCG SECTOR ST PETE		1	3	75%	4
BOND & STEELE CLINIC PA D/B/A BOND CLINIC PA		4			4
MINUTECLINIC, LLC #7139		4			4
KEY WEST URGENT CARE, INC		3	1	25%	4
MINUTE CLINIC DIAGNOSTIC OF TN PC #64		4			4
ACCENT PHYSICIAN SPECIALISTS PA		4			4
HAMPTON ALF AT 24TH ROAD LLC			4	100%	4
FAMILY MEDICINE AT WATERMAN		4			4
LEON MEDICAL CENTERS, LLC			4	100%	4
BENEVA LAKES HEALTHCARE & REHAB CENTER			4	100%	4
INTEGRATED FAMILY MEDICAL CENTER			4	100%	4
GEORGE E WEEEMS MEMORIAL HOSPITAL LAB		3	1	25%	4
TERENCE B MITCHELL MD, INC			4	100%	4
L3HARRIS FAMILY MEDICAL CENTER			4	100%	4
TALLAHASSEE MEMORIAL HEALTHCARE			4	100%	4
West Gate Village, LLC		4			4
State Lab Unspecifd			4	100%	4
Oakwood - North Baldwins Center for Living		4			4
AURORA BAYCARE UROLOGY			4	100%	4
MINUTECLINIC DIANOSTIC OF VIRGINIA, LL		3	1	25%	4
LEMOYNE COLLEGE WELLNESS CENTER FOR		4			4
MEDEXPRESS - NEW CASTLE, DUPONT HWY		4			4
WYOMING PUBLIC HEALTH LAB			4	100%	4
VITAL CARE URGENT CARE			4	100%	4
VIDANT MEDICAL CENTER			4	100%	4
BELLIN HEALTH LAB		1	3	75%	4
PHYSICIANS IMMEDIATE CARE ELGIN			4	100%	4
OMNICARE PHARMACY OF TEXAS 1		4			4
FCHC (OB)-DARWIN SQUARE CTR.			4	100%	4
CARENOW URGENT CARE-HERMITAGE			4	100%	4
LIFE CARE HOME HEALTH SERVICES LLC		1	3	75%	4
PALMS WEST HOSPITAL			4	100%	4
THE OASIS ALF		4			4
TARPON SPRINGS PEDIATRICS, LLC			4	100%	4
MEDEXPRESS URGENT CARE LAVAL		4			4
SIGNATURE CARE MONTROSE		2	2	50%	4
ELITE MEDICAL CENTER			4	100%	4
DERMATOLOGY SPECIALISTS OF FL - DR. JON WARD			4	100%	4
MINUTECLINIC DIAGNOSTIC OF VIRGINIA		4			4
CAPTAIN JAMES A. LOVELL FEDERAL HEALTHCARE CENTER			4	100%	4
MASSASHUSETTS STATE LAB INSTITUTE		1	3	75%	4
Heartland of Boynton Beach			4	100%	4
CVS NJ836POCT RUNNEMEDE		4			4
MEDEXPRESS URGENT CARE - MARKHAM STREE		3	1	25%	4
CONSULATE HEATH CARE AT WEST ALTAMONTE			4	100%	4
JUPITER CLINIC			4	100%	4

# COVID-19: testing by laboratory

Data through Feb 8, 2021 verified as of Feb 9, 2021 at 09:25 AM

Data in this report are provisional and subject to change.

The numbers in the table below represent the number of Florida and non-Florida residents for whom test results were received by the Department of Health. A person can be tested by more than one laboratory and can have both positive and negative results. **Therefore, the sum of the numbers in each column will be larger than the total number of people tested.**

Reporting lab	Inconclusive	Negative	Positive	Percent positive	Total
DISCOVERY VILLAGE AT STUART		1	3	75%	4
COMMUNITY HEALTH CENTER OF WEST PALM BEACH			4	100%	4
MINUTECLINIC DIAGNOSTIC OF VIRGINIA, LLC #1656		4			4
NOVADX		2	2	50%	4
JOHN T MACKAY MD			4	100%	4
DISCOVERY VILLAGE AT DEERWOOD			4	100%	4
DEACONESS HOSPITAL			4	100%	4
MEDEXPRESS URGENT CARE - MBURG COMMONS		4			4
COMMUNITY PHYSICIANS OF NORTH PORT PA			4	100%	4
MD ANDERSON			4	100%	4
SOUTHEASTERN REGIONAL MEDICAL CENTER			4	100%	4
GRAND AVE PHARMACY			4	100%	4
PHYSICIANS QUALITY CARE			4	100%	4
KENTUCKY CABINET FOR HEALTH AND FAMILY SERVICES			4	100%	4
GUTHRIE MEDICAL GROUP - CORNING		3	1	25%	4
WALGREENS #07034		4			4
MAILBOX DIAGNOSTICS		2	2	50%	4
SYNEXUS CLINICAL RESEARCH US INC		2	2	50%	4
ADVENTHEALTH MEDICAL GROUP PEDIATRIC & ADOLESCENT		3	1	25%	4
EXPRESS TESTING-ONE			4	100%	4
MONROE COUNTY DEPT OF PUBLIC HEALTH ST		4			4
MINUTECLINIC DIAGNOSTIC OF WISCONSIN, LLC		4			4
UNIVERSITY OF MIAMI MILLER SCHOOL			4	100%	4
UNIVERSITY OF WASHINGTON MEDICAL CENTER (UWMC) EMERGENCY DEPT.			4	100%	4
EMORY UNIVERSITY HOSPITAL		1	3	75%	4
POWERS PEDIATRICS			4	100%	4
Grace Rehabilitation of Vero Beach		4			4
CAREWELL 202			4	100%	4
FRESENIUS KIDNEY CARE SOUTH ORLANDO			4	100%	4
MEMORIAL HEALTH CARE SYSTEMS			4	100%	4
EASTERN FLORIDA STATE COLLEGE - PALM BAY CAMPUS			4	100%	4
MINUTECLINIC, LLC #1492		4			4
SHARP MEMORIAL HOSPITAL MICROBIOLOGY DEPT			4	100%	4
NAVAL MEDICAL CENTER SAN DIEGO			4	100%	4
SIGNATURE CARE EMERGENCY CENTER		2	2	50%	4
AHC of Mckenzie		4			4
CELEBRATION PEDIATRICS			4	100%	4
COVENIENT CARE MEDICAL CLINIC			4	100%	4
COMPUNET CLINICAL LAB			4	100%	4
MD NOW URGENT CARE - DELRAY WEST			4	100%	4
MEDEXPRESS URGENT CARE - FREDERICK		4			4
AIREVAC INTERNATIONAL		4			4
FIFTH AVENUE PEDIATRICS		3	1	25%	4
MC DIAGNOSTIC OF CONNECTICUT, PC #1043		4			4
MINUTE CLINIC OF KANSAS PA		1	3	75%	4
MINUTECLINIC, LLC #4682		2	2	50%	4

# COVID-19: testing by laboratory

Data through Feb 8, 2021 verified as of Feb 9, 2021 at 09:25 AM

Data in this report are provisional and subject to change.

The numbers in the table below represent the number of Florida and non-Florida residents for whom test results were received by the Department of Health. A person can be tested by more than one laboratory and can have both positive and negative results. **Therefore, the sum of the numbers in each column will be larger than the total number of people tested.**

Reporting lab	Inconclusive	Negative	Positive	Percent positive	Total
PRINCETON BMC LABORATORY		4			4
MINUTECLINIC DIAGNOSTIC OF MAINE, LLC		2	2	50%	4
IMMUNOGENOMICS LLC		1	3	75%	4
DYNACARE LABORATORIES			4	100%	4
MEDEXPRESS URGENT CARE - PRINCETON		4			4
MEDEXPRESS URGENT CARE - TULSA, S YALE AVE		4			4
PEACEHEALTH LABORATORIES		3	1	25%	4
ROAN DRUG COMPANY LLC		4			4
ADVENT HEALTH - TUSKAWILLA		4			4
ST BARNABAS HOSPITAL		4			4
DEVEREUX FLORIDA CHILDRENS CENTER			4	100%	4
HARBOUR ISLAND PEDIATRICS LLC			4	100%	4
THE LITTLE CLINIC			4	100%	4
INTRACOASTAL LABS INC		4			4
FAMILY TREE DNA			4	100%	4
WESLEY CHAPEL INTERNAL MEDICINE AND PEDIATRICS			4	100%	4
SOUTHWESTERN REGIONAL MEDICAL CENTER - TULSA		4			4
CALIFORNIA DEPARTMENT OF PUBLIC HEALTH			4	100%	4
MINUTECLINIC DIAG OF IND LLC #8651		3	1	25%	4
FLORIDA HEALTH CARE PLANS STIRLING CENTER			4	100%	4
MCKENZIE-WILLAMETTE MEDICAL CENTER LAB		4			4
FLORENCE - HUNTSVILLE HOSPITAL URGENT CARE		3	1	25%	4
Casa Mora Rehabilitation & Extended Care		4			4
RELIANT ACUTE CARE			4	100%	4
MINUTECLINIC, DIAGNOSTIC OF TEXAS, LL		4			4
MEDEXPRESS URGENT CARE - MOUNTAIN HOME		3	1	25%	4
GASTROENTEROLOGY ASSOC OF PENSACOLA, PA		2	2	50%	4
ENCOMPASS HOME HEALTH		4			4
BOONE DRUG & HEALTHCARE AT DEERFIELD			4	100%	4
CVS IN6654POCT INDIANAPOLIS		3	1	25%	4
MINUTECLINIC DIAGNOSTIC OF OHIO #7790		2	2	50%	4
BETHPAGE EXTENDED HOURS CENTER		4			4
ADVANCED PEDIATRICS OF BOCA LLC			4	100%	4
CALUSA HARBOUR			4	100%	4
EPI			4	100%	4
HARBORCHASE OF VILLAGES CROSSING			4	100%	4
MINUTECLINIC, LLC #1796		3	1	25%	4
DES PLAINES CLINICAL LAB		2	2	50%	4
CVS OH3476POCT TIPP CITY		4			4
INDUSTRY LAB DIAGNOSTIC PARTNERS			4	100%	4
MEDEXPRESS URGENT CARE - KOKOMO		4			4
MEDICINE SHOPPE #1306 THE		3	1	25%	4
PRIMECARE		2	2	50%	4
GENUS DIAGNOSTICS			4	100%	4
ALASKA PUBLIC HEALTH LAB		1	3	75%	4
UNION CITY MANOR NURSING CENTER		4			4

# COVID-19: testing by laboratory

Data through Feb 8, 2021 verified as of Feb 9, 2021 at 09:25 AM

Data in this report are provisional and subject to change.

The numbers in the table below represent the number of Florida and non-Florida residents for whom test results were received by the Department of Health. A person can be tested by more than one laboratory and can have both positive and negative results. **Therefore, the sum of the numbers in each column will be larger than the total number of people tested.**

Reporting lab	Inconclusive	Negative	Positive	Percent positive	Total
IMIC INC RESEARCH			4	100%	4
ST CHARLES BEND LABORATORY		3	1	25%	4
PRL NYC PANDEMIC RESPONSE LAB			4	100%	4
CVS OH2342POCT WEST CHESTER		3	1	25%	4
MINUTECLINIC DIAG OF IND, LLC #6697		4			4
PDL PHARMACY CORP			4	100%	4
SUNRISE SENIOR LIVING OF JACKSONVILLE			4	100%	4
MIZELL MEMORIAL HOSPITAL			4	100%	4
MAXCARE CLINIC			4	100%	4
APOPKA FAMILY HEALTH CENTER		3	1	25%	4
SOMA MEDICAL CENTER PA			4	100%	4
PILGRIM PHARMACY INC		4			4
MINUTECLINIC DIAGNOSTIC OF KENTUCKY		4			4
DTR LABS		3	1	25%	4
REFUGE A HEALING PLACE, THE			4	100%	4
FLORIDA GASTROENTEROLOGY ASSOCIATES PA		3			3
CELEBRATION PRIMARY CARE ASSOCIATES LLC		3			3
BEECHTREE MOLECULAR LAB LLC			3	100%	3
GROVES CENTER			3	100%	3
ST MARYS MEDICAL CENTER			3	100%	3
TARRANT COUNTY PUBLIC HEALTH		3			3
MEDEXPRESS - WILMINGTON CONCORD PIKE		2	1	33%	3
MEDEXPRESS URGENT CARE - LITTLE ROCK		2	1	33%	3
DACH MAIN LAB			3	100%	3
MAYO		1	2	67%	3
NEOGENOMICS LABORATORIES, INC		3			3
HOUSTON METHODIST HOSPITAL			3	100%	3
CVS MA394POCT SEEKONK		3			3
MINUTECLINIC DIAG OF IND LLC #1367		3			3
PROHEALTH PRIMARY CARE - GLEN OAKS		3			3
RIVER CITY MEDICAL ASSOCIATES INC			3	100%	3
ANN STORCK CENTER INC		3			3
ADVANCED HEART CARE OF SOUTH FLORIDA		3			3
2412 LEBANON PIKE		2	1	33%	3
BERGEN NEW BRIDGE M		3			3
CALLE OCHO DIALYSIS			3	100%	3
MEDEXPRESS URGENT CARE - NORTH LITTLE		2	1	33%	3
NEMOURS CHILDRENS PRIMARY CARE HORIZON WEST			3	100%	3
Centrastate Medical Center		2	1	33%	3
PREMIER CLINICAL RESEARCH INSTITUTE INC			3	100%	3
STUYVESANT URGENT CARE		3			3
DOCTORS HOSPITAL RENAISSANCE			3	100%	3
CUMBERLAND MEDICAL CENTER INC		3			3
MOULTRIE CREEK NURSING AND REHAB			3	100%	3
COASTAL SKIN SURGERY AND DERMATOLOGY PL		3			3
FIRST CARE - MIDDLESBORO			3	100%	3

# COVID-19: testing by laboratory

Data through Feb 8, 2021 verified as of Feb 9, 2021 at 09:25 AM

Data in this report are provisional and subject to change.

The numbers in the table below represent the number of Florida and non-Florida residents for whom test results were received by the Department of Health. A person can be tested by more than one laboratory and can have both positive and negative results. **Therefore, the sum of the numbers in each column will be larger than the total number of people tested.**

Reporting lab	Inconclusive	Negative	Positive	Percent positive	Total
PROMPT CARE OF CENTRAL FLORIDA LLC			3	100%	3
SIGNATURE CARE PFLUGERVILLE			3	100%	3
MORGAN STANLEY HEALTH CENTER		3			3
TIFTON CARECONNECT URGENT CARE			3	100%	3
CULLMAN REGIONAL MEDICAL CENTER		2	1	33%	3
ALOHA HOME CARE LLC DBA ACCENTCARE HOME HEALTH OF		3			3
SPRING LAKE REHABILITATION CENTER			3	100%	3
UNITY HEALTH AND REHABILITATION CENTER			3	100%	3
DASCENA, INC			3	100%	3
TMH PHYSICIAN PARTNERS BLOUNTSTOWN			3	100%	3
PORT ORANGE NURSING & REHAB			3	100%	3
ABSOLUTE HEALTH INTERNAL MEDICINE AND PEDIATRICS		1	2	67%	3
STEAMBOAT EMERGENCY CENTER			3	100%	3
MINUTECLINIC DIAGNOSTIC OF MICHIGAN, P		3			3
MINUTECLINIC DIAGNOSTIC OF PENNSYLVAN		2	1	33%	3
BARONESS ERLANGER HOSPITAL		3			3
MID FLORIDA CLINICAL LABORATORY		2	1	33%	3
US SPECIALTY LABS			3	100%	3
SKIPPACK MEDICAL LAB			3	100%	3
SOFTLAB			3	100%	3
SSM HEALTH ST LOUIS MICROBIOLOGY LABORATORY		1	2	67%	3
AVANTE INVERNESS		1	2	67%	3
CVS RI1717POCT 1 CVS DR			3	100%	3
YORK HOSPITAL - LABORATORY			3	100%	3
QUATRACOR PLLC		3			3
NYC PUBLIC HEALTH LABS			3	100%	3
WHITE EARTH IHS MAIN LAB		3			3
CTRS			3	100%	3
COVENANT PEDIATRICS		1	2	67%	3
MUNSON MEDICAL CENTER			3	100%	3
MINUTE CLINIC, LLC #4650		3			3
TIEHH BIOTERRORISM RESPONSE LAB			3	100%	3
NORTH NAPLES HOSPITAL RESPIRATORY THERAPY DEPARTMENT			3	100%	3
KISSIMMEE URGENT CARE		3			3
MEDIC INFUSION PA		3			3
MEADOWS AT CYPRESS GARDENS, THE		3			3
GAINESVILLE PEDIATRIC ASSOCIATES			3	100%	3
LINCOLN MEDICAL CENTER		3			3
CVS TN7289POCT SIGNAL MOUNTAIN		3			3
TMH PHYSICIAN PARTNERS SOUTHWOOD			3	100%	3
LOYOLA UNIVERSITY MEDICAL CENTER LABORATORY			3	100%	3
MINUTE CLINIC LLC #0169		3			3
MEDEXPRESS URGENT CARE - WHEELING		2	1	33%	3
MARION COUNTY FIRE RESCUE		3			3
SINAI PLAZA NURSING AND REHAB CENTER			3	100%	3
CUMBERLAND HEIGHTS		3			3

# COVID-19: testing by laboratory

Data through Feb 8, 2021 verified as of Feb 9, 2021 at 09:25 AM

Data in this report are provisional and subject to change.

The numbers in the table below represent the number of Florida and non-Florida residents for whom test results were received by the Department of Health. A person can be tested by more than one laboratory and can have both positive and negative results. **Therefore, the sum of the numbers in each column will be larger than the total number of people tested.**

Reporting lab	Inconclusive	Negative	Positive	Percent positive	Total
MEDEXPRESS URGENT CARE-CHIPPEWA		2	1	33%	3
STRINGFELLOW MEMORIAL HOSPITAL		3			3
COASTAL LABORATORIES OF FLORIDA			3	100%	3
Lakeview Village		3			3
JS HEALTHCARE		2	1	33%	3
Hunterdon Medical Center Laboratory		3			3
ESTERO FIRE RESCUE		3			3
URGENT CARE OF THE SMOKIES			3	100%	3
GRAND VILLA OF LAKELAND		3			3
CGH MEDICAL CENTER			3	100%	3
RICHMOND CITY DEPARTMENT OF PUBLIC HEALTH			3	100%	3
CLINICAL CARE ASSOCIATES, INC			3	100%	3
ELITE PRIMARY CARE OF WAYCROSS			3	100%	3
LEESBURG COMMUNITY HEALTH CENTERS			3	100%	3
FLORIDA DEPARTMENT OF HEALTH IN MIAMI DADE COUNTY		2	1	33%	3
SENTARA NORFOLK GENERAL HOSPITAL CENTRAL LAB			3	100%	3
MONROE COUNTY FIRE RESCUE		3			3
LPG PEDIATRICS AT LEHIGH ACRES		2	1	33%	3
CROWNE HEALTH CARE OF FORT PAYNE		2	1	33%	3
CCRX OF NORTH CAROLINA, LLC		2	1	33%	3
TAMPA		1	2	67%	3
FAMILY TREE PRIMARY CARE		3			3
Village on the Green			3	100%	3
CVS NC7588POCT ASHEVILLE		3			3
TUFTS MEDICAL CENTER			3	100%	3
Magnolia Health and Rehab Center			3	100%	3
EXTENDICARE HEALTH & REHAB CENTER		3			3
BAPTIST PRIMARY CARE, INC.		2	1	33%	3
CURATIVE		1	2	67%	3
GREENTREE MEDICAL CENTER			3	100%	3
CAN COMMUNITY HEALTH, INC		3			3
INDIANA STATE DEPARTMENT OF HEALTH LABORATORIES			3	100%	3
MODMD LABORATORY		3			3
Broadview Multi-Care Center		3			3
OHIO HEALTH DOCTORS HOSPITAL			3	100%	3
LUVERNE HEALTH AND REHABILITATION		3			3
FLORIDA PRIMARY CARE AND SPORTS MEDICINE INC			3	100%	3
CVS IN6605POCT INDIANAPOLIS		2	1	33%	3
NORTH BROWARD HOSPITAL DISTRICT HEALTHCARE FOR THE HOMELESS			3	100%	3
MEDICAL SERVICES OF AMERICA HOME HEALTH		3			3
24TH WEAPONS OF MASS DESTRUCTION - CIVIL SUPPORT		3			3
COMMUNICABLE DISEASE CONTROL/PUBLIC HEALTH EMERGENCY PREPAREDNESS			3	100%	3
MICHIGAN HEALTH CLINIC LABORATORIES		2	1	33%	3
HARBOUR'S EDGE		2	1	33%	3
QUEST DIAGNOSTICS PSC			3	100%	3
SUNDALE NURSING HOME		3			3



# COVID-19: testing by laboratory

Data through Feb 8, 2021 verified as of Feb 9, 2021 at 09:25 AM

Data in this report are provisional and subject to change.

The numbers in the table below represent the number of Florida and non-Florida residents for whom test results were received by the Department of Health. A person can be tested by more than one laboratory and can have both positive and negative results. **Therefore, the sum of the numbers in each column will be larger than the total number of people tested.**

Reporting lab	Inconclusive	Negative	Positive	Percent positive	Total
WYOMING DEPT OF HEALTH			3	100%	3
BAPTIST HEALTH URGENT CARE AT PLANTATION		3			3
VA OUTPATIENT CLINIC-NEW PORT RICHEY			3	100%	3
VIRGINIA DIVISION OF CONSOLIDATED LABORATORIES			3	100%	3
Kennedy University Hospital -Wash Twp L		3			3
LIFE CARE CENTER OF SKAGIT VALLEY		3			3
NEBRASKA DEPARTMENT OF HEALTH AND HUMAN SERVICES			3	100%	3
ERIE COUNTY PUBLIC HEALTH CLINICAL		3			3
HEART OF FLORIDA HEALTH CENTER INC			3	100%	3
ADVICE FOR OPTIMAL WELLNESS, INC			3	100%	3
ALLIANCE LABS @LRMC			3	100%	3
Englewood Health and Rehab			3	100%	3
CVS OH308OPOCT HUBER HEIGHTS		3			3
CARENOW-LEBANON		1	2	67%	3
RAPID CITY RUGENT CARE			3	100%	3
MINUTE CLINIC LLC #10203		3			3
MINUTECLINIC DIAG OF IND, LLC #6910		3			3
CHURCH OF SCIENTOLOGY FLAG SERVICE ORGANIZATION		2	1	33%	3
VICAR'S LANDING NURSING HOME		2	1	33%	3
MINUTECLINIC, LLC #05814		3			3
MEDFUSION		2	1	33%	3
CVS CT718POCT ANSONIA		3			3
PEDIATRICS AND ADOLESCENT MEDICINE		2	1	33%	3
YATES COUNTY PUBLIC HEALTH		3			3
ADVENT HEALTH MEDICAL GROUP FAMILY MEDICINE			3	100%	3
PARRISH MEDICAL CENTER-WAIVED TESTING		3			3
LAHEY CLINIC MEDICAL CENTER			3	100%	3
FAMILY MEDICINE AT WINTER PARK			3	100%	3
MARYLAND STATE DEPT OF HEALTH	2		1	33%	3
BETH ISRAEL MEDICAL CENTER LABS		3			3
TRANSPLANT GENOMICS INC (EUROFINS)		3			3
NC STATE LABORATORY OF PUBLIC HEALTH		3			3
FLORIDA LABORATORY ANALYSIS, LLC			3	100%	3
SMOKY MOUNTAIN URGENT CARE AND FAMILY MEDICINE CENTER			3	100%	3
BAPTIST PRIMARY CARE FERNANDINA BEACH			3	100%	3
OPTUM PRIMARY CARE - SILVER LAKES			3	100%	3
HILLVIEW LABORATORY			3	100%	3
DOC PAM PA		2	1	33%	3
NORTH SHORE HOSP. INFECTION CONTROL			3	100%	3
Rosedale Green		3			3
MINUTECLINIC DIAGNOSTIC OF TN PC #240		3			3
MINUTECLINIC DIAGNOSTIC OF TN, PC 6304		2	1	33%	3
SOUTH COUNTY MENTAL HEALTH CENTER INC			3	100%	3
ALLIANCE PEDIATRICS PA			3	100%	3
TERRACE OF ST CLOUD, THE		2	1	33%	3
FLORIDA DEPARTMENT OF HEALTH SEMINOLE COUNTY		1	2	67%	3

# COVID-19: testing by laboratory

Data through Feb 8, 2021 verified as of Feb 9, 2021 at 09:25 AM

Data in this report are provisional and subject to change.

The numbers in the table below represent the number of Florida and non-Florida residents for whom test results were received by the Department of Health. A person can be tested by more than one laboratory and can have both positive and negative results. **Therefore, the sum of the numbers in each column will be larger than the total number of people tested.**

Reporting lab	Inconclusive	Negative	Positive	Percent positive	Total
ASSOCIATES IN MEDICINE		1	2	67%	3
LIVINGSTON COUNTY DEPT OF HEALTH REPRO			3	100%	3
THE PATHOLOGY LABORATORY		1	2	67%	3
CVS MN6811POCT PLYMOUTH		3			3
ROANE MEDICAL CENTER		2	1	33%	3
LITTLE SPURS PEDIATRIC URGENT CARE		1	2	67%	3
VELOCITY CARE			3	100%	3
ADVENT HEALTH - CENTRAL PASCO ER			3	100%	3
SANFORD MOBILE LAB			3	100%	3
PEDIATRICS BY THE SEA JOG RD OFFICE			3	100%	3
DELAWARE PUBLIC HEALTH LABORATORY		1	2	67%	3
MINUTECLINIC DIAGNOSTIC MED GRP OF SAN		3			3
TREASURE COAST PEDIATRICS PA			3	100%	3
WELLMED AT APOLLO BEACH BLVD		1	2	67%	3
COVID PROCESSING SITE			3	100%	3
Bainbridge Health and Rehab		3			3
Fort Gaines Health and Rehab		3			3
FLORIDA MENTOR-POINT WEST CLUSTER		3			3
ADVENTHEALTH MEDICAL GROUP PEDIATRICS		1	2	67%	3
MED EXPRESS URGENT CARE PC - MARYLAND		2	1	33%	3
ADVENTHEALTH SEBRING- INFECTION CONTROL DEPARTMENT			3	100%	3
FLORIDA MEDICAL CLINIC -INTERNAL MED DADE CITY			3	100%	3
MEDEXPRESS URGENT CARE - HOLLINS		3			3
VILLAGES HEALTH, THE		3			3
APEX CLINICAL LABORATORIES INC		3			3
Lenox on the Lake			3	100%	3
Life Care Center of Citrus County		2	1	33%	3
ACCESS HEALTH CARE		2	1	33%	3
NORTH DAKOTA DEPT OF HEALTH MICROBIOLOGY		1	2	67%	3
COMMUNITY MEDICAL CENTER			3	100%	3
VIRTUA MEMORIAL HOSPITAL BURLINGTON COUNTY		1	2	67%	3
OPENTRONS PRL		2	1	33%	3
UNIVERISTY OF MIAMI			3	100%	3
FLAGLER FAMILY MEDICINE PA			3	100%	3
CVS DC1340POCT WASHINGTON		3			3
ST. PETERSBURG PEDIATRICS- 38TH AVENUE			3	100%	3
MEDICAL CENTER OF THE ROCKIES			3	100%	3
FOX FAMILY PRACTICE		3			3
ONslow MEMORIAL HOSPITAL LABORATORY		3			3
MINUTECLINIC DIAGNOSTIC OF NORTH CAROLINA PC #7054		3			3
HELIX LW UC		1	2	67%	3
ADVANCED MEDICAL RESEARCH CENTER LLC			3	100%	3
NORTHCREST MEDICAL CENTER		1	2	67%	3
COOPER UNIVERSITY HOSPITAL LABORATORY		2	1	33%	3
HARBORCHASE OF STUART			3	100%	3
CELEBRATION PEDIATRICS PA			3	100%	3

# COVID-19: testing by laboratory

Data through Feb 8, 2021 verified as of Feb 9, 2021 at 09:25 AM

Data in this report are provisional and subject to change.

The numbers in the table below represent the number of Florida and non-Florida residents for whom test results were received by the Department of Health. A person can be tested by more than one laboratory and can have both positive and negative results. **Therefore, the sum of the numbers in each column will be larger than the total number of people tested.**

Reporting lab	Inconclusive	Negative	Positive	Percent positive	Total
Westside Terrace		3			3
ACL LABORATORIES INDUSTRIAL TOXICOLOGY			3	100%	3
WALGREENS #07502		3			3
BRADENTON PHYSICIAN MEDICAL CENTER			3	100%	3
NEWSTAR MEDICAL LABORATORIES		3			3
ADRIANA M CASTRO MD PA		3			3
SHANDS AT LAKE SHORE LAB		1	2	67%	3
Wynfield Park Health and Rehabilitation		3			3
LIFEHOPE LABS			3	100%	3
MINUTE CLINIC DIAG OF IND LLC #8674		3			3
Kroger 627 - The Little Clinic Castleberry		2	1	33%	3
Kroger 959 - The Little Clinic Carmel		3			3
PLAINVIEW PRIMARY CARE		3			3
SURETOX LABORATORY LLC		2	1	33%	3
OPTUM OF RED ROAD		3			3
COVANCE CLS			3	100%	3
CFP PHYSICIANS GROUP			3	100%	3
CENTURY LINK SPORTS COMPLEX			3	100%	3
CENTRAL JERSEY URGENT CARE OF BROWN MI		3			3
ESCO DRUG CO INC		3			3
HALIFAX HEALTH CARE FOR WOMEN		3			3
CVS IL8747POCT CHICAGO		3			3
BOLING, STEPHANIE		3			3
SCRIPPS CLINIC MEDICAL			3	100%	3
MEDEXPRESS URGENT CARE - WALDORF, CRAIN HWY		3			3
MEDEXPRESS URGENT CARE GREENSBURG		2	1	33%	3
PEPIN ACADEMIES-PASCO		3			3
DEPARTMENT OF HEALTH AND HUMAN SERVICES DIVISION OF BEHAVIORAL HEALTH		1	2	67%	3
MONTANA PUBLIC HEALTH LAB			3	100%	3
CVS OH6123POCT CINCINNATI		2	1	33%	3
SCHIFF CENTER FOR LIVER DISEASES		1	2	67%	3
PREMIER FAMILY AND SPORTS MEDICINE		2	1	33%	3
CVS TN2179POCT MURFREESBORO		3			3
MINUTECLINIC DIAGNOSTIC OF TEXAS LLC		2	1	33%	3
ASPEN VALLEY HOSPITAL			3	100%	3
CAMPAZZI CONCIERGE MEDICAL SERVICES		2	1	33%	3
SUMNER REGIONAL MEDICAL CENTER		2	1	33%	3
THE CLINIC OF PEDIATRICS & GI MEDICINE, INC			3	100%	3
MINUTE-CLINIC DIAGNOSTIC OF VIRGINIA,		3			3
NEMOURS CHILDRENS PRIMARY CARE MAITLAND			3	100%	3
WINDER NURSING INC DBA WINDER HEALTH CARE		3			3
GYN PATH SERVICES			3	100%	3
Gulfport Rehabilitation Center			3	100%	3
MANORCARE NURSING & REHABILITATION CENTER-NAPLES		3			3
CORTLAND REGIONAL MEDICAL CENTER		3			3
Rutgers Health Rwj University Hospital - Laboratory		2	1	33%	3

# COVID-19: testing by laboratory

Data through Feb 8, 2021 verified as of Feb 9, 2021 at 09:25 AM

Data in this report are provisional and subject to change.

The numbers in the table below represent the number of Florida and non-Florida residents for whom test results were received by the Department of Health. A person can be tested by more than one laboratory and can have both positive and negative results. **Therefore, the sum of the numbers in each column will be larger than the total number of people tested.**

Reporting lab	Inconclusive	Negative	Positive	Percent positive	Total
ADVANCED PEDIATRICS			3	100%	3
WEST TN HEALTH MED NORTH		3			3
MEDEXPRESS URGENT CARE - WAXAHACHIE, N HIGHWAY 77		1	2	67%	3
BROOKDALE SENIOR LIVING			3	100%	3
SUN TERRACE HEALTH CARE CENTER			3	100%	3
PUBLIC HEALTH TRUST OF MIAMI DADE COUNTY			3	100%	3
SEMINOLE FAMILY HEALTH CENTER		3			3
FLORIDA HOSPITAL LABORATORIES		3			3
CVS TX8387POCT AUSTIN		3			3
FELICIDAD MEDICAL CENTER INC			3	100%	3
CVS HEALTH, #2043		3			3
WINTER PARK INTERNAL MEDICINE MD PA		2	1	33%	3
Mill Valley Care Center		3			3
URGENT DOC - URGENT CARE CLINIC			3	100%	3
FLORIDA HOSPITAL PHYSICIANS GROUP		1	2	67%	3
ALABAMA DEPT PUBLIC HEALTH			3	100%	3
UNIVERSITY OF MICHIGAN		2	1	33%	3
MEDEXPRESS URGENT CARE-PASADENA		3			3
GONZALEZ MD AND ASWAD MD HEALTH SERVICES			3	100%	3
LOUISIANA DEPT. OF HEALTH AND HOSPITALS-INFECTIOUS DISEASE EPI SECTION			3	100%	3
BNR PHARMACY INC		3			3
BAPTIST OUTPATIENT SERVICES			3	100%	3
LOCH HAVEN PEDIATRICS			3	100%	3
MEDEXPRESS URGENT CARE- FORT WORTH N T		3			3
MINUTECLINIC, LLC #5707		3			3
CVS NC6402POCT DAVIDSON		2	1	33%	3
MEDEXPRESS-HOUSTON EAST FWY		1	2	67%	3
Greystone Health Care Center		3			3
LISTENING DOCTOR PLLC, THE			3	100%	3
ST. LUKE'S HOSPITAL - BETHLEHEM CAMPUS		1	2	67%	3
MEDEXPRESS URGENT CARE NORWIN		3			3
HEARTLAND - CHARLESTON OF HANAHAN SC,		3			3
HIALEAH SHORES NURSING AND		2	1	33%	3
MEDEXPRESS URGENT CARE - WILKES BARRE		2	1	33%	3
GARCIA MORALES NELSON			3	100%	3
CVS OH3393POCT AURORA		2	1	33%	3
ALLIED PHYSICIANS GROUP PLLC		3			3
CULLMAN REGIONAL URGENT CARE		2	1	33%	3
HEPATOLOGY DIAGNOSTIC LAB			3	100%	3
CVS PA1671POCT LANCASTER		3			3
CONSOLIDATED LABORATORY SERVICES			3	100%	3
SCIENTIFIC LABORATORY DIVISION			3	100%	3
EXETER HOSPITAL		3			3
MEDEXPRESS URGENT CARE-SCOTT TOWNSHIP		3			3
THE OASIS BEACHSIDE		3			3
INTERNAL MEDICINE AND WOUND CARE SPECIALIST LLC		3			3

# COVID-19: testing by laboratory

Data through Feb 8, 2021 verified as of Feb 9, 2021 at 09:25 AM

Data in this report are provisional and subject to change.

The numbers in the table below represent the number of Florida and non-Florida residents for whom test results were received by the Department of Health. A person can be tested by more than one laboratory and can have both positive and negative results. **Therefore, the sum of the numbers in each column will be larger than the total number of people tested.**

Reporting lab	Inconclusive	Negative	Positive	Percent positive	Total
CARESPOT-WELLINGTON			3	100%	3
PATIENT FIRST - ALLENTOWN			3	100%	3
BROOKDALE OAKBRIDGE		1	2	67%	3
FRESENIUS MEDICAL CARE			3	100%	3
CVS CA9113POCT CHULA VISTA		3			3
FAMILY MEDICAL CLINIC HOMESTEAD, LLC			3	100%	3
ST LUKES HOSPITAL LABORATORY		2	1	33%	3
MEDEXPRESS URGENT CARE - WEST ST PAUL, ROBERT ST S		3			3
PRISMA HEALTH MIDLANDS			3	100%	3
PROPATH			3	100%	3
Kroger 124 - The Little Clinic University		3			3
MPG JACKSONVILLE ATLANTIC BLVD		1	2	67%	3
CVS PA813POCT RICHBORO		3			3
MINUTECLINIC, LLC #09202		2	1	33%	3
QUALITY LABORATORY SERVICE		2	1	33%	3
BRENTWOOD SENIOR LIVING AT ST PETE			3	100%	3
SUMMIT MEDICAL GROUP - WEST ORANGE		3			3
ASCENSION ST VINCENT'S MEDICAL CENTER		2	1	33%	3
ALLIANCE FOR MULTISPECIALTY RESEARCH		3			3
MINUTECLINIC DIAG OF IND, LLC #6483		1	2	67%	3
Cleveland Clinic Weston			3	100%	3
UNIVERSITY OF KANSAS MEDICAL CENTER			3	100%	3
CVS MINUTE CLINIC DIAGNOSTIC OF TEXAS		3			3
IOWA DEPARTMENT OF PUBLIC HEALTH			3	100%	3
SOFTCELL L-FORM LABORATORIES, LLC			3	100%	3
ADVANCED URGENT CARE CENTER OF THE UPPER KEYS		1	2	67%	3
COVID TESTING LLC			3	100%	3
MED FUSION			3	100%	3
TAYLOR MANOR		1	2	67%	3
HEALTHQUEST, INC		2	1	33%	3
MEDICAL UNIVERSITY SC HOSPITAL			3	100%	3
MEDEXPRESS URGENT CARE - WICHITA, S SENECA ST		1	2	67%	3
PINELLAS PARK HEALTH CENTER - PINELLAS CHD		1	2	67%	3
GREATER MOBILE URGENT CARE - SPRINGHILL			3	100%	3
OHIO CVS STORES		3			3
RHEA MEDICAL CENTER		3			3
EMERALD COAST CENTER			3	100%	3
MINUTECLINIC DIAGNOSTIC OF WISCONSIN,		3			3
LEE CONVENIENT CARE AT SUMMERLIN			3	100%	3
MINUTE CLINIC LLC # 2033		2	1	33%	3
BETTERMED URGENT CARE			3	100%	3
INSPIRA MEDICAL CENTER VINELAND LAB		2	1	33%	3
OHIO DEPARTMENT OF HEALTH LABORATORY		2	1	33%	3
MEDEXPRESS URGENT CARE MARTINSBURG		2	1	33%	3
HAVEN CUSTEAD CARE CENTER			3	100%	3
NORTH CAROLINA DEPT OF HEALTH & HUMAN SRVCS STATE LAB OF PUBLIC HEALTH			3	100%	3

# COVID-19: testing by laboratory

Data through Feb 8, 2021 verified as of Feb 9, 2021 at 09:25 AM

Data in this report are provisional and subject to change.

The numbers in the table below represent the number of Florida and non-Florida residents for whom test results were received by the Department of Health. A person can be tested by more than one laboratory and can have both positive and negative results. **Therefore, the sum of the numbers in each column will be larger than the total number of people tested.**

Reporting lab	Inconclusive	Negative	Positive	Percent positive	Total
MENORAH MANOR			3	100%	3
MINUTECLINIC LLC #5176			3	100%	3
Kroger 758 - The Little Clinic Providence		3			3
BAYCARE MEDICAL GROUP, INC		3			3
GRADY MEMORIAL HOSPITAL/MICRO			3	100%	3
NORTHWEST FLORIDA CLINICAL LAB		1	2	67%	3
MEDEXPRESS URGENT CARE-CLOQUET		3			3
MEDEXPRESS URGENT CARE-ARLINGTON		2	1	33%	3
UHEALTH JACKSON URGENT CARE - CUTLER BAY		1	2	67%	3
FAMILY TREE MEDICAL GROUP PA		2	1	33%	3
PATHOLOGY REFERENCE LAB LLC			3	100%	3
CORTLAND COUNTY HEALTH DEPARTMENT		3			3
MINUTECLINIC, LLC #1431		2	1	33%	3
CVS GA3766POCT DACULA		1	2	67%	3
CARENOW-ATASCOCITA			3	100%	3
WAL-MART STORES EAST LP		2	1	33%	3
CLINICAL ASSOCIATES OF ORLANDO LLC		3			3
LAURELLWOOD NURSING CENTER		1	2	67%	3
ORCHID COVE DAYTONA			3	100%	3
IVY CREEK URGENT CARE OF ENTERPRISE			3	100%	3
BNC Medical Investors, LLC Berrien Nursing & Rehabilitation Center		3			3
SAVANNAH COVE		3			3
BROOME COUNTY HEALTH DEPARTMENT		2	1	33%	3
SOUTH MIAMI HOSPITAL			3	100%	3
ADVANCED URGENT CARE LLC		1	2	67%	3
CROSSVILLE MEDICAL GROUP		1	2	67%	3
MONTEFIORE MEDICAL CENTER LABS MONTEFIORE		2	1	33%	3
EMORY BENNETT VETERANS NURSING HOME		3			3
MEDFIRST URGENT CARE			3	100%	3
HELIX MEDICAL CENTERS		1	2	67%	3
NORTHERN LIGHT LABORATORY		1	2	67%	3
SPARROW CENTRAL LAB			3	100%	3
MINUTECLINIC DIAG OF IND LLC #6840		3			3
CVS MINUTE CLINIC DIAGNOSTIC MED GRP OF CAL		3			3
LEXINGTON MEDICAL CENTER		1	2	67%	3
SARASOTA PERSONAL MEDICINE		2	1	33%	3
MEDEXPRESS URGENT CARE - RICHMOND, W BROAD ST		3			3
MEDLAB INC		3			3
BEEBE MEDICAL CENTER LABORATORY		3			3
GLADES COUNTY DETENTION CENTER			3	100%	3
MEDEXPRESS URGENT CARE, BELLE VERNON		3			3
TRUE HEALTH - LAKE UNDERHILL		3			3
ManorCare Rehabilitation Center- Decatur		3			3
MEDEXPRESS URGENT CARE-HERSHEY		2	1	33%	3
HUNT CLUB MEDICAL CARE			3	100%	3
MEDEXPRESS URGENT CARE, CHAMBERSBURG		2	1	33%	3

# COVID-19: testing by laboratory

Data through Feb 8, 2021 verified as of Feb 9, 2021 at 09:25 AM

Data in this report are provisional and subject to change.

The numbers in the table below represent the number of Florida and non-Florida residents for whom test results were received by the Department of Health. A person can be tested by more than one laboratory and can have both positive and negative results. **Therefore, the sum of the numbers in each column will be larger than the total number of people tested.**

Reporting lab	Inconclusive	Negative	Positive	Percent positive	Total
BRIGHAM AND WOMEN'S HOSPITAL			3	100%	3
THOMAS LANGLEY			3	100%	3
FHPG TAMPA PRIMARY CARE			3	100%	3
REGIONAL MEDICAL LAB			3	100%	3
PINELLAS POINT NURSING AND REHAB			3	100%	3
AUSTIN PUBLIC HEALTH			3	100%	3
Kroger 635 - The Little Clinic Dacula		3			3
MOBIL LAB FOR ALL INC		3			3
CLEARWATER		2	1	33%	3
Bethany Health and Rehab		3			3
ORLANDO REGIONAL HEALTH SERVICES		1	2	67%	3
PROGRESS PHARMACY INC			3	100%	3
BRANDON REGIONAL EMERGENCY CTR			3	100%	3
MAINE DEPARTMENT OF HEALTH AND HUMAN SERVICES			3	100%	3
CVS GA2147POCT KENNESAW		2	1	33%	3
SISD EMPLOYEE HEALTH CLINIC			3	100%	3
CENTRAL DUPAGE HOSPITAL			3	100%	3
STONE CLINICAL LABORATORIES OF FL LLC		3			3
MINUTECLINIC DIAGNOSTIC OF OHIO #3407		3			3
NOVANT HEALTH PRESBYTERIAN		2	1	33%	3
MINUTECLINIC #8760		3			3
VANAYER HEALTHCARE AND REHAB CENTER		2			2
RCA LABORATORY SERVICES LLC			2	100%	2
Great Lakes Health Center			2	100%	2
FOUNDCARE, INC			2	100%	2
Kroger 571 - The Little Clinic Hendersonville		1	1	50%	2
VIRGINIA DEPT OF HEALTH OFFICE OF EPIDEMIOLOGY			2	100%	2
CORNERSTONE MEDICAL CARE OF BRANDON		2			2
LEXINGTON PLACE			2	100%	2
Jackson Health Care Facility			2	100%	2
INTERNAL MEDICINE ASSOCIATES-DUNELLON			2	100%	2
VA OUTPATIENT PHARMACY			2	100%	2
CHEROKEE COUNTY HEALTH AND REHAB CENTER		2			2
GULF COAST REGIONAL MEDICAL CARE		2			2
POMONA VALLEY COMMUNITY HOSPITAL			2	100%	2
COOK HOSPITAL AND CARE CENTER		1	1	50%	2
WISE HEALTH SYSTEM		1	1	50%	2
ANDERSON COUNTY HOSPITAL			2	100%	2
SOUTH DAKOTA DEPARTMENT OF HEALTH		2			2
MID AMERICA CLINICAL LABS			2	100%	2
TWELVE OAKS RECOVERY CENTER			2	100%	2
MID-FLORIDA HEMATOLOGY AND ONCOLOGY CENTERS		2			2
MEDEXPRESS URGENT CARE FOX CHAPEL		2			2
BAYMEADOWS PRIMARY CARE		2			2
UF KANAPHA LAB BEAKER		2			2
MARCO ISLAND MEDICAL CENTER			2	100%	2

# COVID-19: testing by laboratory

Data through Feb 8, 2021 verified as of Feb 9, 2021 at 09:25 AM

Data in this report are provisional and subject to change.

The numbers in the table below represent the number of Florida and non-Florida residents for whom test results were received by the Department of Health. A person can be tested by more than one laboratory and can have both positive and negative results. **Therefore, the sum of the numbers in each column will be larger than the total number of people tested.**

Reporting lab	Inconclusive	Negative	Positive	Percent positive	Total
The Grand Rehabilitation & Nursing Utica		2			2
STEWART ST ELIZABETH MEDICAL CENTER			2	100%	2
Kroger 745 - The Little Clinic Somerset		2			2
MEDEXPRESS URGENT CARE- ALLISON PARK		1	1	50%	2
MINUTE CLINIC LLC #6765		2			2
CREATIVE HEALTH CENTER			2	100%	2
AFFORDABLE PRIMARY CARE LLC		2			2
CVS AZ9290POCT PHOENIX		2			2
MEDEXPRESS URGENT CARE-SELINGSGROVE		2			2
ASHLEY PEDIATRICS			2	100%	2
CLEAR LAKE REGIONAL MEDICAL CENTER			2	100%	2
BLUETAIL MEDICAL GROUP, LLC		1	1	50%	2
VAULT HEALTH			2	100%	2
POMERENE HOSPITAL			2	100%	2
ACCESS LABORATORIES LLC			2	100%	2
MASSACHUSETTS DEPARTMENT OF HEALTH			2	100%	2
NLC LABS			2	100%	2
CVS OH4301POCT NORTHFIELD		2			2
PENSACOLA MEDICAL CLINIC LLC			2	100%	2
MATHER HOSPITAL			2	100%	2
HAMILTON CHD		2			2
USCG ABBOTT BINAXNOW		1	1	50%	2
MINUTECLINIC DIAG OF IND, LLC #6908		2			2
CVS M08581POCT BLUE SPRINGS		1	1	50%	2
FHCP ASC - ORANGE CITY			2	100%	2
BEAUFORT MEMORIAL			2	100%	2
ROCKWALL URGENT CARE			2	100%	2
CVS HEALTH, #1994		1	1	50%	2
CHI MEMORIAL PRIMARY CARE ASSOCIATES-A		2			2
MARTHA A PRICE MD PA		1	1	50%	2
CALIFORNIA DIVISION OF COMMUNICABLE DISEASE CONTROL			2	100%	2
BAYSIDE URGENT CARE CENTER INC			2	100%	2
APPLECARE VALDOSTA			2	100%	2
MERCY HOSPITAL			2	100%	2
NORTHWELL HEALTH			2	100%	2
Kroger 328 - The Little Clinic Henderson Road		2			2
WEST COAST PEDIATRICS			2	100%	2
TANVIR H SHAGAR NP		2			2
UF HEALTH PATHOLOGY LABORATORIES			2	100%	2
Hartwell Health and Rehabilitation		2			2
OUR LADY OF THE LAKE REGIONAL MEDICAL CENTER			2	100%	2
SAFE PMC		2			2
NASSAU UNIVERSITY MEDICAL CENTER DEPT		1	1	50%	2
AIRPORT CLINIC			2	100%	2
GILCHRIST COUNTY FIRE DEPARTMENT			2	100%	2
PALOS COMMUNITY HOSPITAL LABORATORY			2	100%	2



# COVID-19: testing by laboratory

Data through Feb 8, 2021 verified as of Feb 9, 2021 at 09:25 AM

Data in this report are provisional and subject to change.

The numbers in the table below represent the number of Florida and non-Florida residents for whom test results were received by the Department of Health. A person can be tested by more than one laboratory and can have both positive and negative results. **Therefore, the sum of the numbers in each column will be larger than the total number of people tested.**

Reporting lab	Inconclusive	Negative	Positive	Percent positive	Total
DUKE HEALTH REGIONAL HOSPITAL			2	100%	2
AGILE URGENT CARE			2	100%	2
PALM MEDICAL CENTER - PLANT CITY		2			2
MINUTECLINIC MINUTECLINIC #921		2			2
MINUTECLINIC DIAGNOSTIC OF SC, LLC #4		2			2
NEMOURS CHILDREN'S URGENT CARE LAKE NONA			2	100%	2
SANIBEL MEDICAL CLINIC			2	100%	2
WESTMINSTER SUNCOAST			2	100%	2
THE EDGEWATER AND WATERMAN VILLAGE			2	100%	2
BIOHEALTH MEDICAL LAB INC			2	100%	2
CVS TN7698POCT KNOXVILLE		2			2
LAKE BALDWIN			2	100%	2
CHAPPEL GROUP RESEARCH, THE		2			2
TRUSTBRIDGE			2	100%	2
NAVAL BRANCH MEDICAL CLINIC			2	100%	2
CLEARWATER PAIN MANAGEMENT ASSOCIATES			2	100%	2
OHSU MOLECULAR MICROBIOLOGY LAB		2			2
IN AND OUT URGENT CARE			2	100%	2
BAPTIST HOSPITAL NURSING/PATIENT CARE			2	100%	2
HENDRY/GLADES COUNTY HEALTH DEPARTMENT		2			2
FUTURE PEDIATRICS		1	1	50%	2
CHARLOTTE COUNTY HEALTH DEPARTMENT			2	100%	2
SANTOS REHABILITATION CENTER INC			2	100%	2
BIOMAT USA			2	100%	2
Kroger 125 - The Little Clinic Castle Rock		2			2
VALLEY BAPTIST MEDICAL CENTER: BROWNSVILLE			2	100%	2
ADVOCATE SHERMAN HOSPITAL			2	100%	2
NAPHCARE INC		2			2
DALLAS MEDICAL CENTER			2	100%	2
NEBRASKA MEDICAL CENTER			2	100%	2
JUST BELIEVE RECOVERY CENTER			2	100%	2
ST LUKES HOSPITAL			2	100%	2
WEST FLORIDA MEDICAL ASSOCIATES, PA			2	100%	2
HEALTH & REHAB CTR AT DOLPHINS VIEW, THE			2	100%	2
MINUTECLINIC DIAG OF IND, LLC #6553		2			2
NORTHSIDE FAMILY MEDICINE AND URGENT CARE (EAST COBB)		2			2
CVS PA5241POCT CHALFONT		2			2
BAPTIST HEALTH LEXINGTON			2	100%	2
RIVER CITY MEDICAL ASSOCIATES, INC			2	100%	2
STANFORD HEALTH CARE ANATOMIC PATHOLOGY & CLINICAL LAB			2	100%	2
METHODIST MANSFIELD MEDICAL CENTER			2	100%	2
Robert Wood Johnson University Hospital		1	1	50%	2
ALL PEDIATRIC CARE PA			2	100%	2
Warren Center for Rehabilitation and Nursing		2			2
ATHENA CARE RESOURCES LLC		2			2
JOHNSON CITY MEDICAL CENTER		1	1	50%	2

# COVID-19: testing by laboratory

Data through Feb 8, 2021 verified as of Feb 9, 2021 at 09:25 AM

Data in this report are provisional and subject to change.

The numbers in the table below represent the number of Florida and non-Florida residents for whom test results were received by the Department of Health. A person can be tested by more than one laboratory and can have both positive and negative results. **Therefore, the sum of the numbers in each column will be larger than the total number of people tested.**

Reporting lab	Inconclusive	Negative	Positive	Percent positive	Total
MINUTECLINIC DIAGNOSTIC OF OHIO #2964		2			2
UNIVERSITY COMMUNITY HEALTH SERVICES		1	1	50%	2
MOUNT SINAI AVENTURA DIAGNOSTIC CENTER			2	100%	2
KINGS BAY PEDIATRICS LLC			2	100%	2
Parkridge Specialty Care		2			2
GUIDANCE / CARE CENTER, INC		2			2
GENETIC ASSAYS INC			2	100%	2
ORMOND BEACH URGENT CARE			2	100%	2
INA		1	1	50%	2
APALACHEE CENTER INC		2			2
WASHINGTON STATE DEPARTMENT OF HEALTH PUBLIC HEALTH LABORATORIES			2	100%	2
MOBILE COUNTY HEALTH DEPARTMENT		1	1	50%	2
UNIVERSITY HOSPITAL OF BROOKLYN		2			2
MINUTECLINIC DIAGNOSTIC OF NORTH CARO		2			2
COVANCE			2	100%	2
PICHARDO CLINIC, THE			2	100%	2
UNIVERSITY OF MARYLAND MEDICAL CENTER			2	100%	2
CARE NOW DENTON			2	100%	2
UW HOSPITAL AND CLINICS		1	1	50%	2
AUGUSTA HEALTH SKILLED CARE			2	100%	2
JRS LABORATORY			2	100%	2
PRECISION CLINICAL RESEARCH			2	100%	2
LABRADOR PRIMARY CARE CENTER			2	100%	2
WISCONSIN STATE LABORATORY OF HYGIENE		1	1	50%	2
Hackensack Univ Medical Center At Pasc		1	1	50%	2
PREMIER MEDICAL LABORATORY			2	100%	2
MEDEXPRESS URGENT CARE - SPRINGFIELD, COOLEY ST		2			2
SUNSHINE STATE DIALYSIS			2	100%	2
HAMILTON COUNTY HEALTH DEPARTMENT		2			2
URGENT CARE AND SURGERY CENTER			2	100%	2
STATE OF FLORIDA			2	100%	2
OLEAN GENERAL HOSPITAL		2			2
MINUTECLINIC, LLC #07852		2			2
CARE 365			2	100%	2
CVS SC1540POCT MYRTLE BEACH		1	1	50%	2
Heartland Healthcare Center Boca Raton			2	100%	2
OSF ST JOSEPH MEDICAL CENTER			2	100%	2
PROSPECT URGENT CARE			2	100%	2
WINCHESTER MEDICAL CENTER			2	100%	2
WILLAMETTE VALLEY TOXICOLOGY LLC		2			2
UT PATH			2	100%	2
MERCY CONVENIENT CARE			2	100%	2
HOLY TRINITY PHARMACY LLC		2			2
MEDEXPRESS URGENT CARE - OMAHA N 72 ST		2			2
ORANGE COUNTY HEALTH DEPARTMENT		1	1	50%	2
SPECIALTY LABORATORIES			2	100%	2

# COVID-19: testing by laboratory

Data through Feb 8, 2021 verified as of Feb 9, 2021 at 09:25 AM

Data in this report are provisional and subject to change.

The numbers in the table below represent the number of Florida and non-Florida residents for whom test results were received by the Department of Health. A person can be tested by more than one laboratory and can have both positive and negative results. **Therefore, the sum of the numbers in each column will be larger than the total number of people tested.**

Reporting lab	Inconclusive	Negative	Positive	Percent positive	Total
LEESBURG REGIONAL MEDICAL CENTER URGENT CARE			2	100%	2
MORRISTOWN MEMORIAL HOSPITAL		2			2
ORLANDO FAMILY PHYSICIANS INC			2	100%	2
DOCTOR'S IN-HOUSE LAB/COMMUNITY HEALTH CENTERS OF PINELLAS - JOHNNIE R			2	100%	2
MEDEXPRESS URGENT CARE - LEDGEWOOD		2			2
TRICORE REFERENCE LABORATORY		1	1	50%	2
PHYSICIANS CARE INC		1	1	50%	2
VALLEY MEDICAL LABORATORY			2	100%	2
FLORIDA SCHOOL FOR THE DEAF & BLIND			2	100%	2
SUNSHINE PHARMACY		2			2
PM PEDIATRICS OF SELDEN, PLLC		2			2
BRANDYWYNE HEALTH CARE CENTER			2	100%	2
ManorCare Health Services Camp Hill		2			2
Timber Ridge Health Care Center			2	100%	2
HCR MANOR CARE SERVICES OF FLORIDA III INC		2			2
MINUTECLINIC, DIAGNOSTIC OF TEXAS, LLC		2			2
Chatham Nursing and Rehab Center		2			2
SOUTHERN BREEZE HEALTHCARE		1	1	50%	2
SPRINGHILL SENIOR RESIDENCE		2			2
TMH PHYSICIAN PARTNERS MONTICELLO		1	1	50%	2
HUMILITY OF MARY HEALTH PARTNERS			2	100%	2
UNIVERSTIY OF ILLINOIS HOSPITAL			2	100%	2
MEDEXPRESS URGENT CARE-BLOOMFIELD AVEN		2			2
CVS NJ862POCT MARLBORO		2			2
SPECTRUM HEALTH			2	100%	2
REGIONAL MEDICAL CENTER BAYONET POINT			2	100%	2
SMH PHYSICIAN SERVICES INC		2			2
ALL4KIDZ PEDIATRICS LLC		2			2
DMC UNIVERSITY LABORATORIES		1	1	50%	2
ROPER HOSPITAL			2	100%	2
CVS GA5637POCT VILLA RICA		2			2
BENEVA LAKES ASSISTED LIVING CENTER			2	100%	2
COL CROSSROAD		1	1	50%	2
Kroger 096 - The Little Clinic Orchard and Holly		2			2
SOUTHERN SURGICAL ARTS		2			2
FLORIDA DEPARTMENT OF HEALTH (FDOH)			2	100%	2
CATHOLIC HEALTH LABORATORY SERVICES		2			2
CVS MO10151POCT SPRINGFIELD		1	1	50%	2
HIGHLANDS COUNTY FIRE RESCUE		2			2
GULF COAST MEDICAL CENTER RESPIRATORY CARE			2	100%	2
CLINICAL PATHOLOGY LABORATORIES			2	100%	2
HARRINGTON PARK HEALTH AND REHAB		2			2
GOUVERNEUR HOSPITAL LABORATORY		2			2
UNIVERSITY OF MISSOURI HEALTH CARE			2	100%	2
MINUTECLINIC DIAGNOSTIC OF OHIO #6147		1	1	50%	2
CVS MD1881POCT DUNKIRK		2			2

# COVID-19: testing by laboratory

Data through Feb 8, 2021 verified as of Feb 9, 2021 at 09:25 AM

Data in this report are provisional and subject to change.

The numbers in the table below represent the number of Florida and non-Florida residents for whom test results were received by the Department of Health. A person can be tested by more than one laboratory and can have both positive and negative results. **Therefore, the sum of the numbers in each column will be larger than the total number of people tested.**

Reporting lab	Inconclusive	Negative	Positive	Percent positive	Total
EASTLAKE MEDICAL CENTER		2			2
Lake Charles Healthcare LLC dba Landmark Lake Charles			2	100%	2
BOSTON PUBLIC HEALTH COMMISSION			2	100%	2
IMMERSION RESIDENTIAL LLC			2	100%	2
FL DEPT OF HEALTH MARION COUNTY MOBILE HEALTH UNIT			2	100%	2
MINUTECLINIC DIAGNOSTIC OF KANSAS PA		2			2
GOLDSTEIN			2	100%	2
ELMHURST MEMORIAL HOSPITAL			2	100%	2
AMEDISYS HOME HEALTH OF GREENVILLE			2	100%	2
Gracemore Nursing and Rehab		2			2
MINUTECLINIC, LLC (CLINIC 10928)		2			2
Manor Care-Kingston Court of York PA, LLC		2			2
CVS IN7653POCT EVANSVILLE		1	1	50%	2
ACM MEDICAL LABORATORY ALLIANCE			2	100%	2
PARKWAY DRUGS OF ONEIDA COUNTY NORTH I		1	1	50%	2
NOVA SOUTHEASTERN UNIVERSITY - STUDENT MEDICAL CTR			2	100%	2
DRR JMC URGENT CARE DONALD ROSS			2	100%	2
DEPT OF HEALTH			2	100%	2
PEACE RIVER MEDICAL CENTER		2			2
Good Samaritan Society Waukon		2			2
LAB CORP OF AMER SAN DIEGO			2	100%	2
EAST NAPLES PEDIATRICS			2	100%	2
BAPTIST HEALTHCARE - LAKEVIEW CENTER INC		2			2
MANSFIELD MEDICAL LODGE			2	100%	2
CLEVELAND CLINIC IMAGING			2	100%	2
PATIENT FIRST MEDICAL CENTER-CARYTOWN			2	100%	2
ALVERNO CLINICAL LABORATORIES			2	100%	2
MINUTECLINIC DIAGNOSTIC PA #3344		2			2
BAYSHORE MEDICAL CENTER			2	100%	2
UF HEALTH PATHOLOGY LABORATORIES			2	100%	2
MEDAILLE COLLEGE WELLNESS CENTER		2			2
VELOCITY URGENT CARE			2	100%	2
WELL HEALTH LABS			2	100%	2
DOCTOR 4 U CLINIC			2	100%	2
STOP URGENT CARE			2	100%	2
MINUTE CLINIC DIAGNOSTIC OF VIRGINIA, LLC #1905		2			2
CVS IL8751POCT CHICAGO		2			2
COMMUNITY HEALTH CENTERS INC			2	100%	2
CHNJ		2			2
SCIENTIFIC LABORATORY COMPANY		2			2
HOPE HEALTH CARE, LLC		2			2
LACORP		1	1	50%	2
ADVANCED MEDICAL CARE			2	100%	2
BROOKDALE LAKE MARY			2	100%	2
HOLY FAMILY MEDICAL CENTER		1	1	50%	2
MEMORIAL HOSPITAL OF SOUTH BEND			2	100%	2

# COVID-19: testing by laboratory

Data through Feb 8, 2021 verified as of Feb 9, 2021 at 09:25 AM

Data in this report are provisional and subject to change.

The numbers in the table below represent the number of Florida and non-Florida residents for whom test results were received by the Department of Health. A person can be tested by more than one laboratory and can have both positive and negative results. **Therefore, the sum of the numbers in each column will be larger than the total number of people tested.**

Reporting lab	Inconclusive	Negative	Positive	Percent positive	Total
INSPIRE HEALTHCARE CENTER			2	100%	2
TMH EC NORTHEAST LABORATORY			2	100%	2
FIRST PREVENTION AND DIALYSIS CENTER LLC			2	100%	2
PRECISION DIAGNOSTIC INC		2			2
NORTON IMMEDIATE CARE CENTER - PRESTON			2	100%	2
INTERMOUNTAIN MEDICAL CENTER			2	100%	2
MEASE COUNTRYSIDE HOSPITAL CARDIAC REH			2	100%	2
MEDSTAR HARBOR HOSPITAL			2	100%	2
ORLANDO LUTHERAN TOWERS		1	1	50%	2
Lakeside Oaks Care Center			2	100%	2
Macon Valley Nursing and Rehabilitation Center		2			2
VILLA HEALTH NH LLC			2	100%	2
RIGHT AT HOME			2	100%	2
MADISON HOSPITAL LABORATORY			2	100%	2
CVS CA8850POCT HUNTINGTON BEACH		1	1	50%	2
MAYO CLINIC GROUP PRACTICE LABORATORY			2	100%	2
CABELL HUNTINGTON HOSPITAL CLINICAL LAB			2	100%	2
PASSPORT HEALTH ORLANDO		2			2
MEMORIAL HERMANN CONSOLIDATED LABORATORY SERVICES			2	100%	2
WHITESANDS OUTPATIENT TREATMENT		2			2
MINUTECLINIC DIAGNOSTIC OF OHIO #4401		2			2
ST. ELIZABETH HEALTHCARE			2	100%	2
CVS PA2688POCT COLLEGEVILLE		2			2
BAYCARE OUTREACH LAB			2	100%	2
MEDEXPRESS - WILMINGTON KIRKWOOD HIGHWAY		2			2
SUMMERFIELD RETIREMENT LIVING, INC			2	100%	2
Iron County Medical Care Facility		2			2
BERGEN COUNTY SURGICAL AND ENDOSCOPY CENTER		2			2
CROSSROADS			2	100%	2
AMERICAN MEDICAL LABORATORIES			2	100%	2
CVS TX1104POCT ALLEN		2			2
BRITO MEDICAL CENTER			2	100%	2
CLINICA HISPANIA			2	100%	2
BAYLOR COLLEGE OF MEDICINE			2	100%	2
BAPTIST HOSPITAL EMPLOYEE HEALTH OFF			2	100%	2
CVS NY549POCT RIDGEWOOD		1	1	50%	2
MEDEXPRESS URGENT CARE - BROOKHAVEN		2			2
MEMORIAL HERMANN			2	100%	2
CIGNA GATEWAY			2	100%	2
FULGENT GENETICS HOUSTON		2			2
MINUTECLINIC 7196		2			2
Stillwater Healthcare		2			2
Kroger 448 - The Little Clinic Mason		2			2
DASCENA LAB			2	100%	2
NEMOURS CHILDREN'S PRIMARY CARE THE VILLAGES		2			2
MIDWAY SPECIALTY CARE RX LLC			2	100%	2

# COVID-19: testing by laboratory

Data through Feb 8, 2021 verified as of Feb 9, 2021 at 09:25 AM

Data in this report are provisional and subject to change.

The numbers in the table below represent the number of Florida and non-Florida residents for whom test results were received by the Department of Health. A person can be tested by more than one laboratory and can have both positive and negative results. **Therefore, the sum of the numbers in each column will be larger than the total number of people tested.**

Reporting lab	Inconclusive	Negative	Positive	Percent positive	Total
WARD MEMORIAL HOSPITAL		2			2
CITY OF NAPLES FIRE RESCUE		2			2
UNIVERSITY OF MIAMI SCCC RESEARCH LABORATORY			2	100%	2
AKRON GENERAL MEDICAL CENTER MAIN		2			2
METROHEALTH SYSTEM			2	100%	2
45TH 1		2			2
NATIONAL JEWISH HEALTH			2	100%	2
MAGNOLIA MANOR OF COLUMBUS		2			2
KANSAS CITY VA MEDICAL CENTER			2	100%	2
NEW BRIDGE MEDICAL CENTER		2			2
BFT LAB			2	100%	2
CROSSTOWN PHARMACY		2			2
CVS MINUTE CLINIC DIAGNOSTIC MED GRP		2			2
LEE PHYSICIAN GROUP		1	1	50%	2
UK HEALTHCARE			2	100%	2
A+ URGENT/PRIMARY CARE			2	100%	2
Bedford Care Center of Hattiesburg		2			2
CVS NV2928POCT LAS VEGAS		2			2
CPL LABS			2	100%	2
CLEVELAND CLINIC FLORIDA LABORATORY			2	100%	2
CVS IN3975POCT JEFFERSONVILLE		1	1	50%	2
MEDEXPRESS URGENT CARE - JEANNETTE		2			2
CVS IN6713POCT BLOOMINGTON		2			2
GRACE HEALTHCARE OF LAKE WALES		1	1	50%	2
PHOEBE BERKS HEALTH CARE CENTER		2			2
MAGNOLIA ADULT, LLC			2	100%	2
MANASOTA PEDIATRICS			2	100%	2
CVS PA6902POCT BRYN MAWR		1	1	50%	2
BOONES CREEK URGENT CARE		1	1	50%	2
DELAWARE DIAGNOSTICS LABS			2	100%	2
MIDDLE TENN MENTAL HEALTH INSTITUTE		2			2
MINUTECLINIC DIAGNOSTIC PA #7110		2			2
PALM BEACH DIABETES & ENDOCRINE SPECIALISTS PA			2	100%	2
MISSION HOSPITAL REGIONAL MEDICAL CENTER			2	100%	2
FLORIDA MEDICAL CENTER OF CLEARWATER		2			2
FLORIDA MEDICAL CLINIC CARDIOLOGY-ZH			2	100%	2
ADVENTHEALTH EAST ORLANDO EMPLOYEE CLINIC		2			2
HEALGEN SCIENTIFIC			2	100%	2
MINUTECLINIC #2797		2			2
SMITH NORTHVIEW HOSPITAL LAB			2	100%	2
MARTIN MEDICAL CENTER INC		1	1	50%	2
HEALTH FIRST MEDICAL GROUP			2	100%	2
WARE EXPRESS CARE			2	100%	2
PEACEHEALTH CENTRAL		2			2
PUBLIC HEALTH LABORATORY	1		1	50%	2
CVS MA447POCT NORTHAMPTON		2			2

# COVID-19: testing by laboratory

Data through Feb 8, 2021 verified as of Feb 9, 2021 at 09:25 AM

Data in this report are provisional and subject to change.

The numbers in the table below represent the number of Florida and non-Florida residents for whom test results were received by the Department of Health. A person can be tested by more than one laboratory and can have both positive and negative results. **Therefore, the sum of the numbers in each column will be larger than the total number of people tested.**

Reporting lab	Inconclusive	Negative	Positive	Percent positive	Total
MC DIAGNOSTIC OF CONNECTICUT, PC #114		2			2
NEMOURS CHILDREN'S URGEN CARE			2	100%	2
DAYTON CHILDRENS HOSPITAL LAB			2	100%	2
SYNEOS HEALTH			2	100%	2
MIAMI DADE MEDICAL RESEARCH INSTITUTE			2	100%	2
John Knox Manor Inc II		1	1	50%	2
CENTRAL FLORIDA FAMILY HEALTH CENTER		2			2
MINUTECLINIC DIAGNOSTIC, PA #10252		2			2
Church Creek SNF			2	100%	2
ADVENTHEALTH MEDICAL GROUP INTERNAL MEDICINE AT			2	100%	2
ADVANTA ANALYTICAL LABORATORIES			2	100%	2
IN & OUT URGENT CARE METAIRIE			2	100%	2
Manorcare Health Services West Reading North		2			2
HANOVER ENDOSCOPY CENTER		2			2
Robert Cranfield			2	100%	2
SARASOTA IMMEDIATE CARE			2	100%	2
SPRING HILL REGIONAL HOSPITAL			2	100%	2
CVS MD4371POCT OCEAN CITY		2			2
ACCESS MEDICAL GROUP OF FLORIDA CITY			2	100%	2
SWEETWATER NURSING CENTER		2			2
Kroger 853 - The Little Clinic East Broad Street		2			2
MINUTECLINIC DIAG OF IND, LLC #5369		1	1	50%	2
MINUTECLINIC #1773		2			2
SOUTHEAST GEORGIA HEALTH SYSTEM, INC D		2			2
MEDEXPRESS URGEN CARE - EAST BRUNSWICK		2			2
LEVY COUNTY SHERRIF'S DEPT			2	100%	2
WHOLE CHILD PEDIATRICS			2	100%	2
MINUTECLINIC DIAGNOSTIC OF OHIO #6139		2			2
Kroger 686 - The Little Clinic Farragut		2			2
SPECTRA LABS		1	1	50%	2
CVS NH6596POCT HAMPTON		2			2
THE CLUB AT BOYNTON BEACH, LLC			2	100%	2
VITAL CARE CLINIC, LLC			2	100%	2
NEW GEN LABS			2	100%	2
LEHIGH MEDICAL AND RESEARCH CENTER, INC			2	100%	2
WOMENS CARE FLORIDA LLC-LABORATORY		2			2
PTC LABORATORIES			2	100%	2
NEW YORK PSYCHIATRIC INSTITUTE		2			2
FAMILY CARE SPECIALISTS OF ORLANDO			2	100%	2
CVS NC2313POCT RALEIGH		2			2
MARCO ISLAND HOSPITAL INC D/B/A		1	1	50%	2
ARCPPOINT LABS OF ALTAMONTE SPRINGS			2	100%	2
ESCANDON DIAGNOSTIC CLINIC			2	100%	2
MEDEXPRESS URGENT CARE - CEDAR KNOLLS		2			2
MINUTECLINIC DIAG OF IND, LLC #6472		2			2
SCDHEC BUREAU OF LABORATORIES			2	100%	2

# COVID-19: testing by laboratory

Data through Feb 8, 2021 verified as of Feb 9, 2021 at 09:25 AM

Data in this report are provisional and subject to change.

The numbers in the table below represent the number of Florida and non-Florida residents for whom test results were received by the Department of Health. A person can be tested by more than one laboratory and can have both positive and negative results. **Therefore, the sum of the numbers in each column will be larger than the total number of people tested.**

Reporting lab	Inconclusive	Negative	Positive	Percent positive	Total
PruittHealth Lakehaven		2			2
FLORIDA MEDICAL CLINIC RADIOLOGY DALE MABRY		2			2
RAPID RESULT CORP LLC		1	1	50%	2
PLASMA MED RESEARCH DBA		2			2
CEDARS-SINAI MEDICAL CENTER			2	100%	2
ACN PHYSICIANS GROUP CORP			2	100%	2
ACKERMAN CANCER CENTER		2			2
SUMMIT URGENT CARE PS			2	100%	2
Kroger 768 - The Little Clinic Leestown Rd		2			2
CVS NJ837POCT MARLTON		2			2
MANATEE MEMORIAL HOSPITAL CLINICAL LABORATORY			2	100%	2
MINUTECLINIC DIAGNOSTIC OF OHIO #6192		2			2
Workmens Circle Multicare Center		2			2
WINKLER COURT		1	1	50%	2
GERM BUSTERS 911 LLC			2	100%	2
AFC PHYSICIANS OF FLORIDA, PA			2	100%	2
MAWD PATHOLOGY GROUP			2	100%	2
UWMC MONTLAKE DEPT OF LAB MED			2	100%	2
MINUTECLINIC MINUTECLINIC #4978		1	1	50%	2
SOUTH FLORIDA PEDIATRIC PARTNERS			2	100%	2
OURMED		2			2
RAINY LAKE MEDICAL CENTER			2	100%	2
RENFREW CENTERS INC		2			2
LEGACY ER & URGENT CARE - FRISCO WEST			2	100%	2
VA PRIMARY CARE ANNEX			2	100%	2
FASTCARE LLC			2	100%	2
POPLAR HEALTHCARE			2	100%	2
THE FOUNTAIN AT BOCA CIEGA BAY		2			2
WALGREENS #05477		2			2
PALM CITY NURSING AND REHAB CENTER			2	100%	2
DOWN HOME MEDICAL			2	100%	2
CVS TX5877POCT PEARLAND		2			2
STATCARE URGENT AND WALK-IN			2	100%	2
CARENOW LENEXA			2	100%	2
JOHNNIE RUTH CLARKE LAB			2	100%	2
NIAGARA APOTHECARY INC		2			2
CVS PA2582POCT SPRINGFIELD		2			2
LILY PHARMACY		2			2
FLORIDA DEPARTMENT OF HEALTH IN ESCAMBIA COUNTY		1	1	50%	2
ENVOY OF FORK UNION, LLC DBA ENVOY AT THE VILLAGE		2			2
PEDIATRICS IN NORTH FLORIDA PA			2	100%	2
COMPLETE HEALTH MEDICAL CENTER			2	100%	2
CVS PA10034POCT PITTSBURGH		2			2
Alden Des Plaines			2	100%	2
EMERALD TRACE		2			2
University Center East			2	100%	2



# COVID-19: testing by laboratory

Data through Feb 8, 2021 verified as of Feb 9, 2021 at 09:25 AM

Data in this report are provisional and subject to change.

The numbers in the table below represent the number of Florida and non-Florida residents for whom test results were received by the Department of Health. A person can be tested by more than one laboratory and can have both positive and negative results. **Therefore, the sum of the numbers in each column will be larger than the total number of people tested.**

Reporting lab	Inconclusive	Negative	Positive	Percent positive	Total
TAMPA INTERNATIONAL AIRPORT			2	100%	2
HAWAII DEPARTMENT OF HEALTH			2	100%	2
FLORIDA KEYS PED & ADOLES CTR			2	100%	2
Walgreens #12427		1	1	50%	2
MEDEXPRESS URGENT CARE-WILKINS TOWNSHIP, WILLIAM PENN HIGHWAY		2			2
EXPRESSCARE URGENT CARE CENTER			2	100%	2
COASTAL MEDICAL LAB			2	100%	2
TULANE MEDICAL CENTER			2	100%	2
UTMB PATHOLOGY CLINICAL SERVICES LABORATORY			2	100%	2
SOUTH TAMPA AFTER HOURS CLINIC			2	100%	2
OCALA REGIONAL KIDNEY CENTER EAST			2	100%	2
Cedar Valley Nursing & Rehab Center		2			2
EXPRESS CARE WALK-IN CLINIC			2	100%	2
MEDEXPRESS URGENT CARE - LINCOLN N 26T		2			2
Elba Nursing and Rehabilitation Center, LLC		2			2
EXCEPTIONAL EMERGENCY CENTER - AMARILLO			2	100%	2
MEDEXPRESS URGENT CARE - SPRINGDALE, S 40TH STREET		2			2
JACKSON LABORATORY OF GENOMIC MEDICINE		2			2
BLACKWATER RIVER			2	100%	2
WE CARE HOME HEALTH SOLUTIONS LLC			2	100%	2
ROCKEFELLER UNIVERSITY CLINICAL GENOMICS LABORATOR		2			2
PALMS OF FT MYERS,THE			2	100%	2
SIGNATURE HEALTHCARE OF MIDDLEBURG		2			2
MEDEXPRESS URGENT CARE-SALINA, S 9TH ST		2			2
CVS IL7017POCT BLOOMINGTON		2			2
MIDWAY PRIMARY CARE LLC		2			2
PANCARE HEALTH - FRANKLIN CO			2	100%	2
MEDEXPRESS URGENT CARE - MARTINSVILLE		2			2
MONROE URGENT CARE		2			2
UMHC HOLLYWOOD LABORATORY			2	100%	2
BAYSTATE MEDICAL CENTER		1	1	50%	2
CVS MO5655POCT LIBERTY			2	100%	2
GINKGO-IXLAYER		2			2
Kroger 186 - The Little Clinic Holiday Manor		1	1	50%	2
MURFREESBORO MEDICAL CLINIC		2			2
PROVIDENCE LABORATORY SERVICES		2			2
WILSON MEMORIAL HOSPITAL			2	100%	2
DALLAS BAPTIST UNIVERSITY - HEALTH SERVICES			2	100%	2
ILLINOIS DEPT OF PUBLIC HEALTH LABS			2	100%	2
MEDICAL CENTER LABORATORY			2	100%	2
Walgreens #10207		2			2
EXPEDIAN URGENT CARE			2	100%	2
UNIVERSITY HOSPITALS OF CLEVELAND			2	100%	2
JEFFERSON WASHINGTON TOWNSHIP HOSPITAL		2			2
HEARTLAND HOME HEALTH CARE		2			2
U OF MIAMI MILLER SCHOOL OF MEDICINE			2	100%	2

# COVID-19: testing by laboratory

Data through Feb 8, 2021 verified as of Feb 9, 2021 at 09:25 AM

Data in this report are provisional and subject to change.

The numbers in the table below represent the number of Florida and non-Florida residents for whom test results were received by the Department of Health. A person can be tested by more than one laboratory and can have both positive and negative results. **Therefore, the sum of the numbers in each column will be larger than the total number of people tested.**

Reporting lab	Inconclusive	Negative	Positive	Percent positive	Total
EASTSIDE SPORTS COMPLEX			2	100%	2
MINUTE CLINIC DIAGNOSTIC OF VIRGINIA, LLC #7543		2			2
MINUTE CLINIC DIAGNOSTIC OF KANSAS PA		2			2
ADVENTIST HINSDALE HOSPITAL LABORATORY			2	100%	2
BELLIN HOSPITAL			2	100%	2
TEXAS REGIONAL ASTHMA & ALLERGY CENTER			2	100%	2
MCLAREN REGIONAL MEDICAL CENTER			2	100%	2
BMC/JACSONVILLE		1	1	50%	2
POINT OF CARE PRIVATE HEALTH MANAGEMENT			2	100%	2
ORLANDO HEALTH PHYSICIAN GROUP			2	100%	2
SOUTHERN TENNESSEE MEDICAL CENTER			2	100%	2
MEDEXPRESS URGENT CARE - SOUTH CHARLESTON		2			2
CVS OH5457POCT POWELL		2			2
SPRINGS MEDICAL LAB		1	1	50%	2
MINUTECLINIC DIAG OF IND, LLC #8645		2			2
CARESPOT URGENT CARE		1	1	50%	2
CVS MD2956POCT NEW MARKET		1	1	50%	2
CVS OH6185POCT PICKERINGTON		2			2
SHORE MEDICAL CENTER		2			2
REELFOOT FAMILY WALK IN CLINIC - TIPT		2			2
FLORIDA CLINICAL LABORATORY INC			2	100%	2
PINARD HOME HEALTH SERVICES INC			2	100%	2
MONICE DR.			2	100%	2
AMI ST FRANCIS HOSPITAL LABORATORY		1	1	50%	2
ST LUCIE COUNTY HEALTH DEPARTMENT		1	1	50%	2
UT AUSTIN UNIVERSITY HEALTH SERVICES			2	100%	2
JORDAN VALLEY MEDICAL CENTER			2	100%	2
ASCENSION ST MICHAEL'S HOSPITAL LAB		1	1	50%	2
MINUTECLINIC DIAGNOSTIC OF PA LLC		2			2
ST. JOSEPH REGIONAL MEDICAL CENTER			2	100%	2
MEDEXPRESS URGENT CARE - BRIDGEVILLE		2			2
KIDSWOOD PEDIATRICS CORP			2	100%	2
CARE CENTERS OF NASSAU LLC MINER ROAD NORTH		2			2
Kroger 412 - The Little Clinic Oxford		2			2
MEDEXPRESS URGENT CARE - LINCOLN VILLA		2			2
DEKALB MEDICAL CENTER LABORATORY			2	100%	2
ST. MARY'S MEDICAL CENTER EVANSVILLE, INC			2	100%	2
PM PEDIATRICS OF BAYSIDE, PLLC - MANHASSET		2			2
DOCTORS CARE OF PALM COAST			2	100%	2
NEMOURS CHILDRENS PRIMARY CARE			2	100%	2
SOUTHSIDE FAMILY MEDICAL		2			2
MINUTECLINIC, LLC, DBA MINUTECLINIC #4		2			2
PEDIATRIC HEALTH CARE		1	1	50%	2
DEER'S HEAD CENTER		2			2
LEGACY LABORATORY SERVICES			2	100%	2
FLAGLER PROFESSIONAL HEALTH CAE SERVICES INC		2			2

# COVID-19: testing by laboratory

Data through Feb 8, 2021 verified as of Feb 9, 2021 at 09:25 AM

Data in this report are provisional and subject to change.

The numbers in the table below represent the number of Florida and non-Florida residents for whom test results were received by the Department of Health. A person can be tested by more than one laboratory and can have both positive and negative results. **Therefore, the sum of the numbers in each column will be larger than the total number of people tested.**

Reporting lab	Inconclusive	Negative	Positive	Percent positive	Total
CVS NC7047POCT DURHAM		2			2
JUPITER INTERNAL MEDICINE AND ASSOCIATES			2	100%	2
PHYSICIANS LABORATORY SERVICES			2	100%	2
FKC AMELIA ISLAND DIALYSIS			2	100%	2
SANTA ROSA COUNTY HEALTH DEPARTMENT			2	100%	2
BAYFRONT FAMILY HEALTH CENTER			2	100%	2
CVS MO5724POCT KANSAS CITY		2			2
Kroger 426 - The Little Clinic Suwanee		2			2
SPRINGFIELD HOSPITAL LABORATORY			2	100%	2
CARTER BLOOD CARE			2	100%	2
CVS PA258POCT MCKEES ROCKS		2			2
HOME ACCESS HEALTH			2	100%	2
FIRST CHOICE MEDICAL PC			2	100%	2
OPP HEALTH AND REHABILITATION		2			2
LABCORP OF AMERICA HOLDINGS		1	1	50%	2
Delaware Court Healthcare Center		2			2
INSPIRIT SENIOR LIVING			2	100%	2
CVS PA7132POCT THORNDALE		2			2
EDGEWATER RETIREMENT MANOR			2	100%	2
ADVENT HEALTH MEDICAL GROUP FAMILY AND INTERNAL MEDICINE AT AVALON PAR		1	1	50%	2
STUDENT HEALTH SERVICES			2	100%	2
INTEGRITY CLINICAL RESEARCH CENTER INC		1	1	50%	2
KIVA AT MOUNT DORA			2	100%	2
CARE ATC SUN HYDRAULICS TALLAVAST			2	100%	2
Kings County Hospital Center			2	100%	2
CVS MINUTE CLINIC DIAG OF IND, LLC #6549		2			2
TENNESSEE DEPARTMENT OF HEALTH (TDH) - REGIONAL LABORATORY			2	100%	2
Walgreens #5984		2			2
THE WINDSOR ORTEGA		2			2
MEMORIAL SLOAN KETTERING CANCER CENTER		1	1	50%	2
GENESIS FAMILY PRACTICE			2	100%	2
REGIONS HOSPITAL LABORATORY			2	100%	2
SUNCOAST TECHNICAL COLLEGE SCHOOL OF HEALTH		2			2
CVS SC2497POCT LEXINGTON		2			2
VA CBOC			2	100%	2
ATLAS GENOMICS			2	100%	2
MEDLOGIC, LLC		2			2
BLUEWATER TOXICOLOGY			2	100%	2
NEW YORK STATE DEPARTMENT OF HEALTH		1	1	50%	2
WALKONCLINIC			2	100%	2
Kroger 619 - The Little Clinic Hendersonville Indian Lake		2			2
PHYSICIANS MEDICAL CENTER		2			2
SHELL POINT HOME HEALTH			2	100%	2
MEDEXPRESS URGENT CARE- COLUMBIA HEIGH		2			2
SWEDISH COVENANT HOSPITAL			2	100%	2
LAKEVIEW HEALTHCARE SYSTEM LLC			2	100%	2

# COVID-19: testing by laboratory

Data through Feb 8, 2021 verified as of Feb 9, 2021 at 09:25 AM

Data in this report are provisional and subject to change.

The numbers in the table below represent the number of Florida and non-Florida residents for whom test results were received by the Department of Health. A person can be tested by more than one laboratory and can have both positive and negative results. **Therefore, the sum of the numbers in each column will be larger than the total number of people tested.**

Reporting lab	Inconclusive	Negative	Positive	Percent positive	Total
OAKBRIDGE TERRACE AT SAE			2	100%	2
SUPER HEALTH PHARMACY LLC		2			2
CITY OF NEW YORK DEPARTMENT OF HEALTH			2	100%	2
GALEN BAYLOR EXTENSION		2			2
320 S TRANSIT ST		2			2
ADVANCED MEDICAL OF FLORIDA			2	100%	2
CVS NC3319POCT CHARLOTTE		2			2
BUFFALO CROSSINGS HEALTHCARE AND REHABILITATION CENTER			2	100%	2
CARE NOW, INC			2	100%	2
MINUTECLINIC DIAGNOSTIC MEDICAL		2			2
MD NOW URGENT CARE CENTER INC.			2	100%	2
STUART SURGERY CENTER, LLC			2	100%	2
UNIVERSITY HEALTH SERVICES RIVER CAMPUS		2			2
FAMILY FIRST PEDIATRICS			2	100%	2
MEDICAL CITY DALLAS HOSPITAL			2	100%	2
CVS MINUTE CLINIC DIAGNOSTIC OF KANSAS, PA		2			2
BAYLOR SCOTT & WHITE COMPREHENSIVE WOUND			2	100%	2
CVS IN6572POCT INDIANAPOLIS		2			2
GOLISANO PEDIATRICS PORT CHARLOTTE HARBOR		2			2
ADVENTHEALTH MEDICAL GROUP PEDIATRICS AT APOKA		2			2
CVS MO4850POCT SPRINGFIELD		2			2
TRUE HEALTH INC			2	100%	2
CVS NC7213POCT MATTHEWS		2			2
CONWAY MEDICAL CENTER			2	100%	2
LEE MEMORIAL HOSPITAL BLOOD GAS LAB			2	100%	2
JOHN D. ARCHBOLD MEM. HOSPITAL			2	100%	2
MEDEXPRESS URGENT CARE, LANCASTER WEST		1	1	50%	2
DELRAY BEACH HEALTH CENTER			2	100%	2
FRESENIUS KIDNEY CARE			2	100%	2
Kroger 127 - The Little Clinic Lakewood-Alameda		2			2
MIDLAND MEMORIAL HOSPITAL			2	100%	2
MINUTECLINIC DIAG OF IND, LLC #6648		1	1	50%	2
Holiday Retirement Home			2	100%	2
GRAND VILLA OF SARASOTA		1	1	50%	2
YOUTH AND YOU, INC		2			2
CERTIVIA LABORATORIES			2	100%	2
ARLINGTON DIALYSIS CENTER LLC		2			2
CRUC CMCH-COVID-19		2			2
SOUTHEASTERN INSTITUTE OF RESTORATIVE MEDICINE		1	1	50%	2
Alden Terrace of McHenry			2	100%	2
HOUSTON HEALTH DEPARTMENT - BUREAU OF LABORATORY SERVICES			2	100%	2
PARKLAND HEALTH & HOSPITAL			2	100%	2
THE RIM URGENT CARE			2	100%	2
JULIE STAATS DO		2			2
ADVANCE FAMILY PRACTICE LLC			2	100%	2
AFTER HOURS PEDS			2	100%	2

# COVID-19: testing by laboratory

Data through Feb 8, 2021 verified as of Feb 9, 2021 at 09:25 AM

Data in this report are provisional and subject to change.

The numbers in the table below represent the number of Florida and non-Florida residents for whom test results were received by the Department of Health. A person can be tested by more than one laboratory and can have both positive and negative results. **Therefore, the sum of the numbers in each column will be larger than the total number of people tested.**

Reporting lab	Inconclusive	Negative	Positive	Percent positive	Total
CVS OH6149POCT UPPER ARLINGTON		1	1	50%	2
CVS NJ2815POCT E BRUNSWICK		2			2
SOUTH LAKE FAMILY HEALTH CENTER			2	100%	2
LOWELL GENERAL HOSPITAL			2	100%	2
DNA DIAGNOSTICS CENTER		2			2
BIONIC TECHNOLOGIES CORPORATION			2	100%	2
SIMMONS			2	100%	2
FLORIDA DEPARTMENT OF HEALTH IN ALACHUA COUNTY -			2	100%	2
SENDER RETREAT ADULT DAY CARE CENTERS			2	100%	2
TALLAHASSEE MEMORIAL HEALTHCARE FAMILY MED RESIDENCY			2	100%	2
FEDERAL CORRECTIONAL INSTITUTION MARIANNA			2	100%	2
INTEAM HEALTH, INC.			2	100%	2
APC PEDIATRICS			2	100%	2
FLORIDA DEPARTMENT OF HEALTH IN LEE COUNTY		1	1	50%	2
GRAND VILLA OF MELBOURNE			2	100%	2
Greystone Nursing and Rehab, LLC			2	100%	2
MALABAR FAMILY PRACTICE		1	1	50%	2
WALGREENS #13605		2			2
TENNESSEE VALLEY HCS			2	100%	2
MOBILE HEALTH LABS LLC			2	100%	2
LIFEPLUS HEALTHCARE GROUP INC		2			2
EXPRESS CARE OF THE SHOALS		1	1	50%	2
STARR COUNTY MEMORIAL HOSPITAL			2	100%	2
BOSTON MEDICAL CENTER			2	100%	2
STARMED FAMILY & URGENT CARE			2	100%	2
OCALA REGIONAL KIDNEY CENTER-WEST			2	100%	2
Good Samaritan Society-Blackduck		1	1	50%	2
HEALTH EXPRESS URGENT CARE			2	100%	2
INTERCOASTAL FAMILY PRATICE			2	100%	2
CVS IL3163POCT OAK PARK		2			2
ATLANTIC SURGERY CENTER OF JACKSONVILLE BEACH		2			2
FLORIDA COMMUNITY HEALTH CENTERS, INC.			2	100%	2
MEMORIAL HOSPITAL OF CARBONDALE			2	100%	2
STARR CITY OF ROMA COMMUNITY CENTER			2	100%	2
SANFORD REGIONAL HOSPITAL WORTHINGTON		2			2
Luther Acres Manor		2			2
MID-FLORIDA PATHOLOGY LLC - MOBILE UNIT # 3			2	100%	2
SUNBRIDGE CARE & REHAB FOR DECATUR		2			2
FLORIDA PRIMARY CARE CENTER PA		2			2
INTEGRATED REGIONAL LABS			2	100%	2
SUNNYSIDE MANOR		2			2
WELLMED AT FORT PIERCE		1	1	50%	2
GIGI WOOD DAVIS DO-FAMILY MEDICINE		2			2
CAREWELL JW - WORCESTER LNC			2	100%	2
INTERNAL MEDICINE & PEDIATRICS WELLNESS CENTER			2	100%	2
MINUTECLINIC DIAG OF IND LLC #1138		1	1	50%	2

# COVID-19: testing by laboratory

Data through Feb 8, 2021 verified as of Feb 9, 2021 at 09:25 AM

Data in this report are provisional and subject to change.

The numbers in the table below represent the number of Florida and non-Florida residents for whom test results were received by the Department of Health. A person can be tested by more than one laboratory and can have both positive and negative results. **Therefore, the sum of the numbers in each column will be larger than the total number of people tested.**

Reporting lab	Inconclusive	Negative	Positive	Percent positive	Total
Kroger 020 - The Little Clinic Wheat Ridge		2			2
CONEMAUGH MEMORIAL MEDICAL CENTER		2			2
BAPTIST HOSPITAL OF MIAMI MCI BROWARD LABORATORY			2	100%	2
Avanti Wellness and Rehab			2	100%	2
ARC POINT LABS OF AUSTIN NORTH			2	100%	2
THOMASVILLE REGIONAL MEDICAL CENTER		2			2
PIEDMONT HOSPITAL LAB			2	100%	2
SUNCREST OMNI		2			2
AZALEA HEALTH AND REHABILITATION		2			2
VOLUNTEERS OF AMERICA OF FLORIDA			2	100%	2
TEXAS HEALTH CARE			2	100%	2
NORTHEAST PEDIATRICS			2	100%	2
NEIGHBORCARE PHARMACY SERVICES		2			2
SYLVAN NURSING			2	100%	2
KEY WEST HMA PHYSICIAN MANAGEMENT, LLC			2	100%	2
JOSEF SCHENKER, MD, PC		2			2
Kroger 739 - The Little Clinic La Grange Road		2			2
NATIONWIDE LABORATORY SERVICES		1	1	50%	2
AUSTIN REGIONAL CLINIC MICROBIOLOGY LAB			2	100%	2
BD MEDICAL SYSTEMS			2	100%	2
BIRMINGHAM INTERNAL MEDICINE ASSOCIATE		1	1	50%	2
MAINE CENTER FOR DISEASE CONTROL AND PREVENTION			2	100%	2
BAYCARE LABORATORIES			2	100%	2
SOUTH BEND MEDICAL FOUNDATION			2	100%	2
ARTHREX MEDICAL CENTER EAST			2	100%	2
ASPIRUS RIVERVIEW HOSPITAL & CLINICS INC		1	1	50%	2
MEDEXPRESS URGENT CARE - FORT SMITH		2			2
BROOKS -TLC HOSPITAL SYSTEM			2	100%	2
MEMORIAL HERMANN HOSPITAL			2	100%	2
PM PEDIATRICS OF BAYSIDE PLLC - HOPEWELL JUNCTION		2			2
MINUTECLINIC DIAGNOSTIC OF TEXAS, LLC #7435		2			2
LIFETIME FAMILY URGENT CARE			2	100%	2
MAJESTIC GUARDIANS			2	100%	2
EAST TENNESSEE CHILDREN'S HOSPITAL		2			2
WINDSOR AT OCALA		1	1	50%	2
MEDEXPRESS URGENT CARE - WEXFORD		2			2
MARQUESA MEDICAL		2			2
GOLDMAN SACHS HEALTH CENTER		2			2
AdventHealth Care Center Orlando North			2	100%	2
BOND COMMUNITY HEALTH CENTER			2	100%	2
CHESTERFIELD HEALTHCARE GROUP, INC		2			2
US LABS		2			2
QUEST DIAGNOSTICS CLINICAL LABORATORIES INC		2			2
COOPER CLINIC			2	100%	2
LIFT HEALTH		2			2
ADVENTHEALTH IMAGING PARTIN SETTLEMENT			2	100%	2

# COVID-19: testing by laboratory

Data through Feb 8, 2021 verified as of Feb 9, 2021 at 09:25 AM

Data in this report are provisional and subject to change.

The numbers in the table below represent the number of Florida and non-Florida residents for whom test results were received by the Department of Health. A person can be tested by more than one laboratory and can have both positive and negative results. **Therefore, the sum of the numbers in each column will be larger than the total number of people tested.**

Reporting lab	Inconclusive	Negative	Positive	Percent positive	Total
DELRAY BEACH HEALTH DEPT LAB			2	100%	2
NYUMC CLINICAL LABORATORIES			2	100%	2
ADVENT HEALTH CENTRAL TEXAS		1	1	50%	2
CROSSROADS URGENT CARE DBA URGENT TEA		2			2
UC CORAL GABLES			2	100%	2
KAILOS GENETICS INC			2	100%	2
BAY CORRECTIONAL AND REHABILITATION FACILITY			2	100%	2
TGH Brandon Healthplex Laboratory			2	100%	2
PANCARE HEALTH - SNEADS ELEMENTARY			2	100%	2
SUNCOAST BLOOD BANK			2	100%	2
BRENTWOOD AT FORE RANCH			2	100%	2
Georgiana Health and Rehabilitation, LLC		2			2
Van Wert Manor		2			2
ASCENSION ST VINCENT'S RIVERSIDE			2	100%	2
NORTH MCALLEN PEDIATRIC CENTER			2	100%	2
UNIVERISTY OF MEMPHIS ATHLETIC TRAINI		2			2
LEE MEMORIAL HEALTH SYSTEM D/B/A			2	100%	2
MAIN STREET MEDICAL CENTERS		2			2
CONCENTRA - PLANT CITY		2			2
MEDEXPRESS URGENT CARE, HERMITAGE		1	1	50%	2
RIVERSIDE METHODIST HOSPITAL LAB			2	100%	2
NAVAL MEDICAL CENTER			2	100%	2
First Care Living Center/Essentia Health			2	100%	2
JOSEPH SCHENKER MD PC		2			2
ONTARIO COUNTY PUBLIC HEALTH		2			2
CVS TX10140POCT THE WOODLANDS		2			2
MEDEXPRESS URGENT CARE-MT PLEASANT		1	1	50%	2
New Jersey Aim At Smg		2			2
MID - FLORIDA PATHOLOGY LLC		1	1	50%	2
LIFESPRING COMMUNITY HEALTH		2			2
THE HOSPITAL OF PROVIDENCE EMERGENCY ROOM			2	100%	2
PALMETTO FAMILY HEALTH CENTER			2	100%	2
NONA PEDIATRIC CENTER			2	100%	2
DALLAS VA MEDICAL CENTER - VA NORTH TEXAS HEALTH CARE SYSTEM			2	100%	2
441 URGENT CARE-MULBERRY			2	100%	2
PALM BAY COMMUNITY OUTPATIENT CLINIC		2			2
MINUTECLINIC, LLC #1452		2			2
HARBORCHASE OF GAINESVILLE			2	100%	2
SARASOTA MEMORIAL MEDICAL URGENT CARE CENTER			2	100%	2
CENTRAL FLORIDA PRIMARY CARE			2	100%	2
ASSOCIATES IN UROGYNECOLOGY MD LLC		2			2
MILFORD REGIONAL HOSPITAL			2	100%	2
GEISINGER MEDICAL CENTER		2			2
Iowa Veterans Home		2			2
CSS- TWELVE OAKS			2	100%	2
UNITED MEMORIAL MEDICAL CENTER			2	100%	2

# COVID-19: testing by laboratory

Data through Feb 8, 2021 verified as of Feb 9, 2021 at 09:25 AM

Data in this report are provisional and subject to change.

The numbers in the table below represent the number of Florida and non-Florida residents for whom test results were received by the Department of Health. A person can be tested by more than one laboratory and can have both positive and negative results. **Therefore, the sum of the numbers in each column will be larger than the total number of people tested.**

Reporting lab	Inconclusive	Negative	Positive	Percent positive	Total
SERENADES BY SONATA		1	1	50%	2
GREEN POINT RX INC DBA ALTRU CHEMISTS		2			2
ONE MEDICAL GROUP		1	1	50%	2
CVS PA1657POCT YORK		1	1	50%	2
GULF COAST IMMEDIATE CARE CENTER		1	1	50%	2
MINUTECLINIC, LLC #05891		1	1	50%	2
MD NOW URGENT CARE MEDICAL CENTERS INC			2	100%	2
VETERANS AFFAIRS MEDICAL CENTER - GREATER LOS ANGELES			2	100%	2
Providence of Sparta Health and Rehabilitation		2			2
ACCESS CARE MEDICAL GROUP LLC		2			2
Huntington Health Care and Rehabilitation Center		2			2
Kroger 388 - The Little Clinic Braelinn Village		2			2
CVS PA7611POCT ALLISON PARK		2			2
DOCTORS MEDICAL CTR OF WALTON COUNTY			2	100%	2
MINUTECLINIC DIAGNOSTICS OF IND LLC		1	1	50%	2
SACRED HEART HOSPITAL ON THE EMERALD			2	100%	2
CITRUS PARK			2	100%	2
Medilodge of Montrose		2			2
SOUTHEAST GEORGIA HEALTH SYSTEM			2	100%	2
87TH MEDICAL GROUP - MCGUIRE AMBULATORY CARE FACILITY		2			2
RAPID URGENT CARE - ALBANY			2	100%	2
POINTE AT NEW PORT PLACE,THE		2			2
OELWEIN HEALTH CARE CENTER		2			2
LAWRENCE GENERAL HOSPITAL			2	100%	2
TRINITAS REGIONAL MEDICAL CENTER		1	1	50%	2
WEAKLEY COUNTY REHAB AND NURSING CENTER		2			2
CVS MINUTE CLINIC DIAGNOSTIC OF TN #3293		2			2
FALCON HEALTH CENTER			2	100%	2
Kroger 093 - The Little Clinic Stapleton		1	1	50%	2
CVS M08555POCT KANSAS CITY		2			2
MIDDLEBURG PEDIATRICS			2	100%	2
NDX-CORE LAB			2	100%	2
MERCY HEALTH LAB		1	1	50%	2
BROOKDALE ALTAMONTE SPRINGS			2	100%	2
SIGNATURE CARE LEWISVILLE-EMERGENCY CENTER		1	1	50%	2
RIVERVIEW MEDICAL CLINIC		2			2
NORTH DAKOTA VETERANS HOME		2			2
MINUTECLINIC OF NEVADA-2955 S FT APACH		2			2
CVS IL1170POCT JOLIET		2			2
PACE UNIVERSITY HEALTH CARE		1			1
CVS PA371POCT PHILADELPHIA		1			1
Fairhaven Retirement Community		1			1
HARDIN HEALTH INC		1			1
CURELOGICS WOUND CARE & HYPERBARIC CENTER		1			1
HEALTH GUAGE			1	100%	1
GREATER TAMPA AT HOME			1	100%	1



# COVID-19: testing by laboratory

Data through Feb 8, 2021 verified as of Feb 9, 2021 at 09:25 AM

Data in this report are provisional and subject to change.

The numbers in the table below represent the number of Florida and non-Florida residents for whom test results were received by the Department of Health. A person can be tested by more than one laboratory and can have both positive and negative results. **Therefore, the sum of the numbers in each column will be larger than the total number of people tested.**

Reporting lab	Inconclusive	Negative	Positive	Percent positive	Total
RIVERSIDE COUNTY PUBLIC HEALTH LABORATORY			1	100%	1
WINTER PARK MEMORIAL HOSPITAL LABORATORY		1			1
Kroger 444 - The Little Clinic Dent		1			1
US LABORATORIES			1	100%	1
CVS RI326POCT NORTH SMITHFIELD		1			1
BAYSHORE DIALYSIS			1	100%	1
CACERES SPECIALIZED GYNECOLOGY		1			1
INNOVATIVE HEALTH DIAGNOSTIC OF CALIFORNIA			1	100%	1
JOSHUA E CHESIR MD		1			1
Elm Crest Senior Living Community		1			1
PUBLIX PHARMACY # 1236			1	100%	1
GREATER MIAMI DIALYSIS			1	100%	1
DIXITKUMAR N MODI MD PA			1	100%	1
Hillside Manor Rehabilitation and Extended Care Center		1			1
BLOSSOMS ASSISTED LIVING 1 LLC			1	100%	1
CHRISTUS SPOHN HOSPITAL			1	100%	1
PANCARE HEALTH - CARR ELEM & MIDDLE SCHOOL			1	100%	1
CITRUS DERMATOLOGY			1	100%	1
FLORIDA DEPARTMENT OF HEALTH PALM BEACH COUNTY			1	100%	1
MINUTECLINIC DIAGNOSTIC MED GRP OF ORA			1	100%	1
VANDERBILT UNIVERSITY MEDICAL CENTER			1	100%	1
Buena Vista Care Center		1			1
MEMORIAL HOSPITAL MIRAMAR WAIVED TESTING			1	100%	1
HOLMES FAMILY PRACTICE PA			1	100%	1
CAH ACQUISITION COMPANY 11 LLC			1	100%	1
UT MD ANDERSON CANCER CENTER-TUMOR MARKER LAB			1	100%	1
CENTRAL FLORIDA HOSPITALIST			1	100%	1
LOURDES URGENT CARE			1	100%	1
ADVENTHEALTH DURAND			1	100%	1
BHA TITUSVILLE CLINIC			1	100%	1
Broomall Manor		1			1
ORLANDO HEALTH PHYSICIAN GROUP INC			1	100%	1
ORMOND MEDICAL ARTS FAMILY PRACTICE PL			1	100%	1
LAKE VIEW COURT		1			1
PSL JAX BEACH OPERATIONS LLC			1	100%	1
Peninsula Nursing and Rehabilitation Center		1			1
WINTER GARDEN CHILDREN'S HEALTH CENTERS			1	100%	1
AESTHETIC PHYSICIANS PC			1	100%	1
WALGREENS #15291		1			1
WALGREENS #06025		1			1
HABANA HEALTH CARE CENTER			1	100%	1
LAKELAND MEDICAL CENTER			1	100%	1
BAPTIST HEALTH MEDICAL PLAZA			1	100%	1
ADAMS COUNTY HEALTH DEPARTMENT			1	100%	1
F W HUSTON MEDICAL CENTER SENIOR LIVIN		1			1
MEMORIAL HERMANN MEDICAL GROUP-ATASCOCITA PEDS			1	100%	1

# COVID-19: testing by laboratory

Data through Feb 8, 2021 verified as of Feb 9, 2021 at 09:25 AM

Data in this report are provisional and subject to change.

The numbers in the table below represent the number of Florida and non-Florida residents for whom test results were received by the Department of Health. A person can be tested by more than one laboratory and can have both positive and negative results. **Therefore, the sum of the numbers in each column will be larger than the total number of people tested.**

Reporting lab	Inconclusive	Negative	Positive	Percent positive	Total
ROYAL OAK MEDICAL CENTER LLC DBA CHARACTER FAMILY			1	100%	1
SILVER SPRINGS SHORES DIALYSIS			1	100%	1
WALGREENS # 12338		1			1
FLAGLER CARE CENTER			1	100%	1
MOUNT SINAI MEDICAL CENTER AVENTURA ER			1	100%	1
WELLCARE URGENT CARE			1	100%	1
Walgreens #9890		1			1
MARTIN HEALTH PHYSICIAN GROUP			1	100%	1
CENTRAL TX MEDICAL CENTER - LAB			1	100%	1
RIVERTON CBOC			1	100%	1
MAINE HEALTH AND ENVIRONMENTAL TESTING LABORATORY			1	100%	1
BRISTOL REGINAL MEDICAL CENTER			1	100%	1
ADVANCED INDIVIDUALIZED MEDICINE OF NAPLES			1	100%	1
WEST COCOA PHARMACY			1	100%	1
USCG AIR STATION CLEARWATER CLINIC			1	100%	1
NORTHERN KENTUCKY HEALTH DEPARTMENT			1	100%	1
HAWKEYE CARE CENTER DUBUQUE		1			1
Raleigh Center (WV)			1	100%	1
ST LUKES SURGICAL AT THE VILLAGES INC			1	100%	1
Eagle Health and Rehabilitation		1			1
OXY-GENLAB			1	100%	1
MINNESOTA DEPARTMENT OF HEALTH LABORATORY			1	100%	1
SPARTA HEALTH & REHAB		1			1
GOOD PEDIATRICS			1	100%	1
MINUTE CLINIC LLC #1909		1			1
TANGLEWOOD MANOR		1			1
CARENOW URGENT CARE - SPRING			1	100%	1
Birmingham Nursing & Rehab Center		1			1
MEDEXPRESS URGENT CARE CHICOPEE			1	100%	1
MEDEXPRESS URGENT CARE - LEOMINSTER		1			1
Cerenity Senior Care-White Bear Lake		1			1
MINUTECLINIC MINUTECLINIC #3665		1			1
AURORA CONSOLIDATED LABORATORY			1	100%	1
Kroger - KRO01100688			1	100%	1
CHIPOLA QUICK CARE			1	100%	1
The Center at Centennial			1	100%	1
MRMC LAB MICRO			1	100%	1
CVS IL8753POCT CHICAGO		1			1
CHIEFLAND MEDICAL CENTER			1	100%	1
BLACK STALLION WALK IN AND EXERCISE CLINICS LLC		1			1
INDIAN RIVER CLINICAL LABORATORY, INC.		1			1
PRIMACARE MEDICAL LAKEWOOD			1	100%	1
PM PEDIATRICS PC			1	100%	1
Riviera Health Resort		1			1
KEY WEST BRANCH MEDICAL CLINIC			1	100%	1
CFCH - FROSTPROOF			1	100%	1

# COVID-19: testing by laboratory

Data through Feb 8, 2021 verified as of Feb 9, 2021 at 09:25 AM

Data in this report are provisional and subject to change.

The numbers in the table below represent the number of Florida and non-Florida residents for whom test results were received by the Department of Health. A person can be tested by more than one laboratory and can have both positive and negative results. **Therefore, the sum of the numbers in each column will be larger than the total number of people tested.**

Reporting lab	Inconclusive	Negative	Positive	Percent positive	Total
LOPEZ		1			1
UF HEALTH - WILDLIGHT			1	100%	1
GSM OCED Subsection			1	100%	1
A.G. Rhodes		1			1
IZ MEDICAL		1			1
LABORATORY COPORATION OF AMERICA			1	100%	1
SV MOBILE HEALTH			1	100%	1
BALLAD HEALTH MEDICAL ASSOCIATES URGENT CARE			1	100%	1
MIAMI CEREBRAL PALSY RESIDENTIAL			1	100%	1
THE CLINIC ON SIXTH			1	100%	1
SEWALLS POINT PHARMACY INC			1	100%	1
BL DIAGNOSTICS LLC			1	100%	1
UNIVERSITY URGENT CARE			1	100%	1
MEDICAL ASSOCIATES OF THE SHOALS		1			1
OMNICARE PHARMACY OF TEXAS 1, LP		1			1
CALIFORNIA PUBLIC HEALTH LABORATORY			1	100%	1
WALKIN MEDICAL URGENT CARE,NEW CITY			1	100%	1
FLORIDA HOSPITAL LAB			1	100%	1
Arch Plaza Nursing and Rehabilitation Center			1	100%	1
PHYSICIANS PREMIER			1	100%	1
SPRINGFIELD HOSPITAL			1	100%	1
Brynwood Health & Rehabilitation Center			1	100%	1
VA OPTOMETRY CLINIC			1	100%	1
SANTA BARABARA ALF LLC (THE WINDSOR)			1	100%	1
FLORIDA EPIDEMIOLOGY PROGRAM			1	100%	1
Kroger 717 - The Little Clinic Dolphin Drive			1	100%	1
WW Chem Auto SS			1	100%	1
BAPTIST HEALTH SURGERY CENTER			1	100%	1
MEDEXPRESS URGENT CARE - CABOT			1	100%	1
SPECTRUM LUDINGTON			1	100%	1
Sage Bluff Health & Rehabilitation Center		1			1
Alden Lincoln Park			1	100%	1
NORTH COUNTRY FAMILY HEALTH CENTER INC		1			1
CONCIERGE INTERNAL MEDICINE ASSOCIATES			1	100%	1
DEBORAH HEART AND LUNG CENTER		1			1
PULMONARY MEDICINE		1			1
Gulf Coast health and Rehabilitation, LLC		1			1
Sevierville Health and Rehabilitation		1			1
CARE CONNECTIONS AT HOME LLC			1	100%	1
ALLEGANY COUNTY DEPARTMENT OF HEALTH		1			1
SUPREME LABORATORY			1	100%	1
TAYLOR COUNTY HEALTH DEPARTMENT			1	100%	1
SHANDS JACKSONVILLE CLINICAL CENTER			1	100%	1
Florida Baptist Retirement Center		1			1
THE HEART HOSPITAL BAYLOR PLANO			1	100%	1
SOPHIA MEDICAL ASSOCIATES, PC			1	100%	1

# COVID-19: testing by laboratory

Data through Feb 8, 2021 verified as of Feb 9, 2021 at 09:25 AM

Data in this report are provisional and subject to change.

The numbers in the table below represent the number of Florida and non-Florida residents for whom test results were received by the Department of Health. A person can be tested by more than one laboratory and can have both positive and negative results. **Therefore, the sum of the numbers in each column will be larger than the total number of people tested.**

Reporting lab	Inconclusive	Negative	Positive	Percent positive	Total
Chestnut Ridge Nursing & Rehab		1			1
Florence Nursing and Rehabilitation Center		1			1
CANDLER HOSPITAL			1	100%	1
Beth Sholom Home of Eastern Virginia			1	100%	1
Good Samaritan Society-Atkinson		1			1
MIAMI CHILDRENS HOSPITAL MIDTOWN OUTPATIENT CENTER			1	100%	1
ST. LUKE'S HOSPITAL			1	100%	1
MIDDLETON PEDIATRICS			1	100%	1
CHAMBREL AT PINECASTLE			1	100%	1
MID-FLORIDA CANCER CENTERS		1			1
WEST COAST CLINICAL LABS INC			1	100%	1
LAKE SUCCESS EXTENDED CARE		1			1
Southwest Louisiana Veterans Home			1	100%	1
HERNANDO CHILDREN'S			1	100%	1
ADVENTHEALTH IMAGING LAKE NONA			1	100%	1
HOUSTON DEPARTMENT OF HEALTH AND HUMAN SERVICES			1	100%	1
BAPTIST ASI			1	100%	1
CVS IN6608POCT NEW PALESTINE			1	100%	1
CVS SC5479POCT INDIAN LAND		1			1
BEST CARE COMMUNITY AND FAMILY HEALTH CENTER INC			1	100%	1
Masonic Medical Research Institute			1	100%	1
SHP WESTCHESTER LLC		1			1
VIRGINIA UROLOGY		1			1
MEMORIAL HOSPITAL - BELLEVILLE			1	100%	1
ANY LAB TEST FAST CORP			1	100%	1
Allen Health and Rehabilitation		1			1
LAREDO EMERGENCY ROOM			1	100%	1
STEWART MEDICAL GROUP INC			1	100%	1
SOUTH TEXAS HEALTH SYSTEM ER - WARE ROAD			1	100%	1
CVS IN6559POCT AVON		1			1
VIVIAN SIMMONS FAMILY PRACTICE			1	100%	1
CHIPLEY DIALYSIS			1	100%	1
CELEBRATION FAMILY PHYSICIANS LLC			1	100%	1
CLARKSVILLE MANOR INC		1			1
PREVENTIVE CARDIOLOGY AND INTERNAL MEDICINE ASSOCI			1	100%	1
HEART HOSPITAL OF LAFAYETTE: EMERGENCY ROOM			1	100%	1
METHODISM MIDLOTHIAN MEDICAL CENTER			1	100%	1
MADISON AT OVIEDO			1	100%	1
MARQUETTE GENERAL HOSPITAL			1	100%	1
NEW ULM MEDICAL CENTER			1	100%	1
TCPA CLINICAL LABORATORIES			1	100%	1
THYROID SPECIALTY LABORATORY			1	100%	1
YOUR KIDS URGENT CARE			1	100%	1
CHRISTUS GOOD SHEPHERD MEDICAL CENTER			1	100%	1
Integrity Healthcare of Carbondale			1	100%	1
AUGUSTA HEALTH CLINICAL LABORATORY			1	100%	1

# COVID-19: testing by laboratory

Data through Feb 8, 2021 verified as of Feb 9, 2021 at 09:25 AM

Data in this report are provisional and subject to change.

The numbers in the table below represent the number of Florida and non-Florida residents for whom test results were received by the Department of Health. A person can be tested by more than one laboratory and can have both positive and negative results. **Therefore, the sum of the numbers in each column will be larger than the total number of people tested.**

Reporting lab	Inconclusive	Negative	Positive	Percent positive	Total
OMNI HEALTHCARE INC			1	100%	1
MEDICAL CITY DENTON			1	100%	1
TRIPLE O RESEARCH INSTITUTE PA			1	100%	1
PALOMAR MEDICAL CENTER			1	100%	1
JACK M MATHENY II MD			1	100%	1
WMC HEALTH GROUP OF KISSIMMEE LLC			1	100%	1
BRITTNEY WHELIHAN IRWIN ARNP LLC			1	100%	1
Virginia Gay Nursing and Rehab		1			1
Harbert Hills Academy Nursing Home		1			1
MERCYONE DES MOINES MEDICAL CENTER			1	100%	1
INHEALTH LIFE SCIENCES LLC			1	100%	1
ANDREWS INSTITUTE AMBULATORY SURGERY CENTER		1			1
NORTHSIDE FAMILY MEDICINE AND URGENT CARE (CUMMING)		1			1
FLORIDA HOSPITAL TRANSPLANT CENTER		1			1
CVS OH4359POCT HUDSON		1			1
FLORIDA MEDICAL CENTER			1	100%	1
NORTHSIDE FAMILY MEDICINE AND URGENT CARE (HOLLY SPRINGS)		1			1
KIDSVILLE PEDIATRICS III PA			1	100%	1
CTMD MEDICAL CENTER, PA			1	100%	1
LAKE VISTA DIALYSIS			1	100%	1
HEALTH PLUS SUNRISE MEDICAL OFFICE			1	100%	1
AVERA ST. MARY'S HOSPITAL			1	100%	1
PINEBROOK CARE AND REHABILITATION CENTER			1	100%	1
DEPT OF VA MEDICAL CENTER - MIAMI			1	100%	1
MED BAR LLC		1			1
Walgreens #5914		1			1
CVS PA1296POCT DREXEL HILL		1			1
NORTH CAROLINA STATE LABORATORY OF PUBLIC HEALTH, SPECTRUM LAB NETWORK			1	100%	1
FAMILY MEDICAL CENTERS			1	100%	1
NEW MILFORD HOSPITAL			1	100%	1
TITUSVILLE CENTER FOR SURGICAL EXCELLENCE LLC		1			1
HARDEE COUNTY FIRE RESCUE		1			1
SAINT PETE MRI			1	100%	1
COLONIAL MEDICAL CENTER-EAST ORLANDO			1	100%	1
ABSOLUTE CAREGIVERS HOME HEALTH AGENCY INC			1	100%	1
UUHC - REDSTONE HEALTH CENTER LABORATORY			1	100%	1
INDIGO PALMS			1	100%	1
CARENOW LAKE WORTH			1	100%	1
CFHC - FROSTPROOF			1	100%	1
Avera Sr. James Care Center		1			1
BETHESDA HOSPITAL			1	100%	1
Monument Health Custer Care Center		1			1
NORTH OKALOOSA CLINIC CORP		1			1
LABORATORIO MEDICO CENTRAL CONDOMINO MD			1	100%	1
HAMILTON CI MAIN UNIT ANNEX/ WORK CAMP			1	100%	1
STATE OF CALIFORNIA DOH SERVICES			1	100%	1

# COVID-19: testing by laboratory

Data through Feb 8, 2021 verified as of Feb 9, 2021 at 09:25 AM

Data in this report are provisional and subject to change.

The numbers in the table below represent the number of Florida and non-Florida residents for whom test results were received by the Department of Health. A person can be tested by more than one laboratory and can have both positive and negative results. **Therefore, the sum of the numbers in each column will be larger than the total number of people tested.**

Reporting lab	Inconclusive	Negative	Positive	Percent positive	Total
SOUTHERN HILLS MEDICAL CENTER			1	100%	1
ARBOR DIAGNOSTICS, INC		1			1
PLEASANT RIDGE MANOR WEST		1			1
HELEN HAYES HOSPITAL LABORATORY		1			1
ISLANDS ASSISTED LIVING FACILITY,THE			1	100%	1
FLORIDA KEYS PED AND ADOLES CTR			1	100%	1
HOSPICE OF MARION COUNTY INC			1	100%	1
WOMENS CARE FLORIDA LLC			1	100%	1
ACCURATE HEALTH SERVICES CORP			1	100%	1
BAYFRONT CARDIOVASCULAR ASSOCIATES			1	100%	1
Crestwood Nursing Center		1			1
Kroger 672 - The Little Clinic Bill Kennedy & Glenwood		1			1
DR. G'S URGENT CARE			1	100%	1
ASANTE ROGUE REGIONAL MEDICAL CENTER L		1			1
CLINTON DRUG STORE		1			1
WEILL CORNELL MEDICAL ASSOCIATES - EAST SIDE		1			1
YOUR HEALTH PEDIATRICS			1	100%	1
MINUTECLINIC DIAGNOSTIC, PA		1			1
MARYWOOD HEIGHTS		1			1
CLINICAL LABORATORY DEPARTMENT			1	100%	1
NORTHSIDE HOSPITAL DULUTH			1	100%	1
Kroger 126 - The Little Clinic Cottonwood		1			1
Kroger 539 - The Little Clinic Memorial Blvd.		1			1
ALLIED PEDIATRICS & FAMILY MEDICINE			1	100%	1
ANDREWS			1	100%	1
CATSKILL REGIONAL MEDICAL CENTER		1			1
ASSISTED LIVING AT TREZEVANT		1			1
DIVERSICARE OF BIG SPRINGS		1			1
HOLYOKE MEDICAL CENTER			1	100%	1
Kroger 968 - The Little Clinic Colerain Township		1			1
TITUSVILLE TOWERS ASSISTED LIVING		1			1
Accordius Health at Gastonia			1	100%	1
LAB. CORP. OF AMERICA			1	100%	1
Moab Regional Hospital			1	100%	1
UW MEDICINE CHU LAB			1	100%	1
ABSOLUTE QUICK CARE			1	100%	1
OPTUM PRIMARY CARE			1	100%	1
LINIL VISITING NURSES, INC		1			1
GATEWAY HEALTHCARE, PC			1	100%	1
WillowBrooke Court at Westminster Village		1			1
Dugan Memorial Home		1			1
NORTH COUNTY MEDICAL LAB			1	100%	1
KROGER 915 - THE LITTLE CLINIC ANDERSON			1	100%	1
EXPRESS PHARMACY INC		1			1
SHELBYVILLE HOSPITAL COMPANY		1			1
UMASS MEMORIAL/MARLBORO HOSPITAL			1	100%	1

# COVID-19: testing by laboratory

Data through Feb 8, 2021 verified as of Feb 9, 2021 at 09:25 AM

Data in this report are provisional and subject to change.

The numbers in the table below represent the number of Florida and non-Florida residents for whom test results were received by the Department of Health. A person can be tested by more than one laboratory and can have both positive and negative results. **Therefore, the sum of the numbers in each column will be larger than the total number of people tested.**

Reporting lab	Inconclusive	Negative	Positive	Percent positive	Total
Courtenay Springs Village			1	100%	1
GADSDEN COUNTY HEALTH DEPARTMENT			1	100%	1
MEDERI CARETENDERS VS OF SE FL LLC DBA			1	100%	1
HAYS CLINICAL LAB			1	100%	1
SPECIALTY DRUG TESTING			1	100%	1
NORTH BROWARD MEDICAL CENTER			1	100%	1
MEDEXPRESS URGENT CARE - DANVILLE		1			1
PUBLIX PHARMACY #0332		1			1
Kroger 541 - The Little Clinic Long Hollow Pike		1			1
ALL CHILDRENS PEDIATRIC CLINIC			1	100%	1
PENNY PEDIATRICS		1			1
SISTERS MISSION			1	100%	1
Oakview Manor Health and Rehab		1			1
BROOKS REHAB			1	100%	1
VELOCITY URGENT CARE - LITTLE CREEK			1	100%	1
HANCOCK REGIONAL HOSPITAL		1			1
IDAHO HEALTH DEPARTMENT			1	100%	1
CLINICAL MICROBIOLOGY LAB FAIRVIEW UNIVERSITY HOSPITAL			1	100%	1
CVS IN5696POCT FORT WAYNE		1			1
TALLAHASSEE DIALYSIS		1			1
LOUIS STOKES CLEVELAND VA MEDICAL CENTER			1	100%	1
Kroger 519 - The Little Clinic Staples Mill Road		1			1
NORTHWEST FLORIDA SPECIALTY PHYSICIANS LLC		1			1
AESTHETIC SURGERY CENTER OF WINTER PARK, THE		1			1
PATIENT FIRST-GENERAL BOOTH			1	100%	1
DR JAMES D FORBES FAMILY CARE CENTER			1	100%	1
Oak Hill Health & Rehabilitation Center			1	100%	1
PINNACLE DIALYSIS		1			1
HIGHLAND PARK LAKEWOOD PRESTON HOLLOW			1	100%	1
NAVARRO MEDICAL CENTERS LLC			1	100%	1
MEDEXPRESS URGENT CARE - CONWAY		1			1
MEDEXPRESS URGENT CARE - RUSSELLVILLE, W MAIN ST		1			1
NORTH WEST FLORIDA DIAGNOSTIC ENOCRINOLOGY CLINIC			1	100%	1
MEMORIAL HOSPITAL OF TAMPA			1	100%	1
Kroger 549 - The Little Clinic Clinton Highway		1			1
TAMPA GENERAL MEDICAL GROUP LABORATORY HEALTHPARK			1	100%	1
CVS CA9103POCT ESCONDIDO		1			1
SOUTHWEST ORLANDO FAMILY MEDICINE, PL			1	100%	1
CHRISTIANA HOSPITAL		1			1
Alden North Shore			1	100%	1
Portsmouth Health and Rehab			1	100%	1
SOUTHEASTERN HEALTH FACILITES, INC		1			1
SUNY AT STONY BROOK			1	100%	1
MAHONEY PEDIATRICS PA			1	100%	1
MID FLORIDA COMMUNITY SERVICES			1	100%	1
PROVIDENCE HOSPITAL			1	100%	1

# COVID-19: testing by laboratory

Data through Feb 8, 2021 verified as of Feb 9, 2021 at 09:25 AM

Data in this report are provisional and subject to change.

The numbers in the table below represent the number of Florida and non-Florida residents for whom test results were received by the Department of Health. A person can be tested by more than one laboratory and can have both positive and negative results. **Therefore, the sum of the numbers in each column will be larger than the total number of people tested.**

Reporting lab	Inconclusive	Negative	Positive	Percent positive	Total
WEST PENSACOLA DIALYSIS CENTER			1	100%	1
NEMOURS CHILDRENS URGENT CARE			1	100%	1
SLIDELL MEMORIAL HOSPITAL			1	100%	1
ICARE		1			1
MINUTECLINIC LLC (2335)		1			1
SAINT ALPHONSUS REGIONAL MEDICAL CENTER			1	100%	1
ODYSSEY HEALTH CARE OF MARION COUNTY LLC		1			1
PARKWAY REGIONAL MEDICAL CENTER LAB			1	100%	1
Riverside Nursing & Rehabilitation Center		1			1
DEPARTMENT OF HEALTH AND ENVIRONMENTAL CONTROL			1	100%	1
OCEAN MEDICAL CENTER		1			1
ADVANCE GASTROENTEROLOGY			1	100%	1
Medicalodges Neosho			1	100%	1
CHILDRENS HEALTHCARE CTE OF NORTHERN		1			1
LAKE MARY PEDIATRICS			1	100%	1
BAPTIST HEALTH PRIMARY CARE AT DORAL			1	100%	1
bishop rehabilitation and nursing center		1			1
ST VINCENTS OUTPATIENT IMAGING		1			1
DOCTORS AFTER HOURS URGENT CARE CENTER			1	100%	1
LIFELINK OF FLORIDA			1	100%	1
UNLIMITED MEDICAL SERVICES OF FL PL DBA		1			1
VA COMMUNITY BASED CLINIC - LAKE CITY			1	100%	1
GENEVA FAMILY HEALTH			1	100%	1
TMH URGENT CARE CENTER			1	100%	1
Melbourne Terrace Rehabilitation Center			1	100%	1
CLEMENT MANOR HEALTH CENTER		1			1
CSL PLASMA LAB			1	100%	1
PRIMARY AND URGENT CARE			1	100%	1
CURA LABORATORY SERVICES			1	100%	1
LRGHEALTHCARE		1			1
PRIMARY CARE & PEDIATRICS - SHEPHERSTOWN		1			1
GRAND VIEW HOSPITAL			1	100%	1
DOYLESTOWN HOSPITAL			1	100%	1
Valley Center (WV)			1	100%	1
HEALTH CARE SERVICES LC			1	100%	1
MCH PHYSICIANS GROUP			1	100%	1
KNAPP MEDICAL GROUP			1	100%	1
Jacaranda Manor			1	100%	1
DIAGNOSTIC GROUP INTEGRATED HEALTHCARE			1	100%	1
Belvoir Woods Health Care Center at The Fairfax		1			1
MD NOW MEDICAL CENTERS, INC			1	100%	1
Douglas County Health Center		1			1
INDIAN RIDGE		1			1
CVS AZ10529POCT SCOTTSDALE		1			1
CVS TX7827POCT ROUND ROCK		1			1
TLC MEDICAL			1	100%	1



# COVID-19: testing by laboratory

Data through Feb 8, 2021 verified as of Feb 9, 2021 at 09:25 AM

Data in this report are provisional and subject to change.

The numbers in the table below represent the number of Florida and non-Florida residents for whom test results were received by the Department of Health. A person can be tested by more than one laboratory and can have both positive and negative results. **Therefore, the sum of the numbers in each column will be larger than the total number of people tested.**

Reporting lab	Inconclusive	Negative	Positive	Percent positive	Total
CENTRAL FLORIDA ADULT MEDICINE		1			1
Oakland Nursing and Rehabilitation Center		1			1
HEALTHCARE FOR THE HOMELESS			1	100%	1
CLEVELAND HEARTLAB			1	100%	1
INFECTION CONTROL DEPT			1	100%	1
WVU MEDICINE AT SUNCREST TOWNE CENTRE			1	100%	1
THE MEDICAL CENTER AT BOWLING GREEN			1	100%	1
NEMOURS CHILDRENS PRIMARY CARE CLERMONT			1	100%	1
CVS / PHARMACY #10794			1	100%	1
BOLLES SCHOOL, THE			1	100%	1
CARINGPLUS HOMECARE LLC			1	100%	1
MEDEXPRESS URGENT CARE - WICHITA, N MAIZE RD		1			1
Terrace Glen Village		1			1
Cortland Acres Association		1			1
SAINT BARNABAS MEDICAL CENTER		1			1
DEL PRADO MEDICAL CENTER, INC		1			1
EXCEL URGENT CARE OF NJ			1	100%	1
MEMORIAL HOSPITAL LOS BANOS			1	100%	1
VIVEX/UMTB BIOMEDICAL			1	100%	1
CVS IL8750POCT CHICAGO		1			1
WHEATON FRANCISCAN LABORATORY			1	100%	1
Manor Care Health Services- Wilmington			1	100%	1
LIFE CARE CENTER OF HILTON HEAD		1			1
Dulles Health and Rehab Center		1			1
ST GERARD'S COMMUNITY OF CARE		1			1
SUMMIT COUNTY PUBLIC HEALTH DEPARTMENT			1	100%	1
WALGREENS #01398			1	100%	1
THE INTERNAL MEDICAL GROUP		1			1
REEVES COUNTY HOSPITAL DISTRICT			1	100%	1
MERCY MEDICAL CENTER INC			1	100%	1
MAYO CLINICAL LABORATORIES		1			1
UNIVERSITY OF IOWA HOSPITALS & CLINICS			1	100%	1
URGENT DOC -NACOGODOCHES CLINIC			1	100%	1
EVANS FAMILY CARE PA			1	100%	1
FAMILY PRACTICE OF CENTRAL FLORIDA PA			1	100%	1
Crisp Regional Nursing and Rehab Center		1			1
GUTHRIE CORNING HOSPITAL LABORATORY		1			1
CVS SC2250POCT COLUMBIA		1			1
Washington County Nursing Home			1	100%	1
WALGREENS #5130			1	100%	1
MEDCOR, INC			1	100%	1
Signature Healthcare of Georgetown		1			1
Robinson Terrace Rehabilitation and Nursing Center		1			1
FLORIDA ADVANCED MEDICAL AND DERM AESTHETICS LLC			1	100%	1
HIGH DESERT COURT GROUP HOME			1	100%	1
ADVANCE HEALTH AND WELLNESS SOLUTIONS			1	100%	1

# COVID-19: testing by laboratory

Data through Feb 8, 2021 verified as of Feb 9, 2021 at 09:25 AM

Data in this report are provisional and subject to change.

The numbers in the table below represent the number of Florida and non-Florida residents for whom test results were received by the Department of Health. A person can be tested by more than one laboratory and can have both positive and negative results. **Therefore, the sum of the numbers in each column will be larger than the total number of people tested.**

Reporting lab	Inconclusive	Negative	Positive	Percent positive	Total
UNIVERSITY OF SOUTH FLORIDA			1	100%	1
BOULDER COMMUNITY HOSPITAL			1	100%	1
DERMDX, DIV OF AURORA DIAGNOSTICS/BERNHARDT LAB		1			1
Monument Health Strugis Care Center		1			1
CAN COMMUNITY HEALTH LLC		1			1
JMJ FAMILY PRACTICE			1	100%	1
Aspire Physical Recovery Center at Cahaba River		1			1
CVS CA9823POCT SACRAMENTO		1			1
Sherwood Oaks Health Center			1	100%	1
CLERMONT HEALTH DEPARTMENT			1	100%	1
CVS NJ715POCT WAYNE		1			1
PANCARE HEALTH - BRUCE			1	100%	1
CVS NE2741POCT LA VISTA		1			1
CVS NC7057POCT SHELBY		1			1
JP MORGAN CHASE HEALTH SERVICES			1	100%	1
GWINNETT MEDICAL CENTER			1	100%	1
PARK AVENUE PEDIATRICS PC		1			1
MED & CO INVESTMENT LLC		1			1
OMNI HEALTHCARE URGENT CARE			1	100%	1
OHIO VALLEY MANOR NURSING &		1			1
ASSOCIATES MD MEDICAL GROUP INC			1	100%	1
SMA BEHAVIORAL HEALTH SERVICES INC		1			1
NABI		1			1
FRESENIUS KIDNEY CARE FORT WALTON BEACH			1	100%	1
GAMMA HEALTHCARE, INC		1			1
The Pines at Poughkeepsie Center for Nursing and Rehabilitation		1			1
ST. VINCENT HOSPITAL			1	100%	1
COASTAL ER IX, PHYSICIANS PREMIER			1	100%	1
CARSON NURSING AND REHABILITATION CENTER		1			1
THE LITTLE CLINIC, LLC			1	100%	1
Kroger 130 - The Little Clinic Colorado Springs		1			1
SIGNATURE CARE MIDLAND			1	100%	1
GADSDEN FAMILY PRACTICE		1			1
PORTAGE MEDICAL CENTER			1	100%	1
Diversicare of Smyrna		1			1
URGENT CARE OF COASTAL GEORGIA			1	100%	1
ADVENTHEALTH MEDICAL GROUP SENIOR HEALTH AT			1	100%	1
PCG MOLECULAR			1	100%	1
PREMIER PEDIATRICS			1	100%	1
HENRY FORD HOSPITAL			1	100%	1
MINUTE CLINIC DIAGNOSTIC MED GRP OF CA		1			1
BAYMEADOWS PEDIATRIC CARE		1			1
MT SINA1 HOSPICE			1	100%	1
WOOD COUNTY HEALTH DEPARTMENT			1	100%	1
NEMOURS CHILDREN'S PRIMARY CARE			1	100%	1
WALGREENS NO 19542		1			1

# COVID-19: testing by laboratory

Data through Feb 8, 2021 verified as of Feb 9, 2021 at 09:25 AM

Data in this report are provisional and subject to change.

The numbers in the table below represent the number of Florida and non-Florida residents for whom test results were received by the Department of Health. A person can be tested by more than one laboratory and can have both positive and negative results. **Therefore, the sum of the numbers in each column will be larger than the total number of people tested.**

Reporting lab	Inconclusive	Negative	Positive	Percent positive	Total
CARESOUTH HHA HOLDINGS OF THE TREASURE COAST LLC			1	100%	1
MID-FLORIDA PATHOLOGY LLC		1			1
University Plaza Rehabilitation and Nursing			1	100%	1
TRINITY DIALYSIS			1	100%	1
COASTAL PEDIATRICS LLC			1	100%	1
BAYCARE OUTREACH LAB AT NEW TAMPA			1	100%	1
OAK HAVEN REHAB AND NURSING CENTER			1	100%	1
HUNEYCUTT FAMILY PRACTICE			1	100%	1
FLORIDA HOME HEALTH			1	100%	1
WESTON COUNTY HEALTH SERVICES			1	100%	1
FLORIDA MEDICAL CLINIC PA GI			1	100%	1
BEAUMONT HOSPITAL			1	100%	1
MAYO CLINIC OUTPATIENT DIALYSIS CENTER			1	100%	1
JACKSON MADISON CO. GEN. HOSPITAL			1	100%	1
INTERMOUNTAIN HEALTHCARE LABORATORY SERVICES			1	100%	1
Brio of Johnston		1			1
CVS OH6164POCT DELAWARE		1			1
DEVLAB, LLC			1	100%	1
CVS PA233POCT NEWTOWN SQUARE		1			1
SURGERY CENTER, THE			1	100%	1
HALE KUPUNA HERITAGE HOME		1			1
SIPERSTEIN DERMATOLOGY LLC			1	100%	1
VA ST LOUIS HEALTH CARE SYSTEM			1	100%	1
WARREN GENERAL HOSPITAL			1	100%	1
GENESIS HOME HEALTH CARE SERVICES OF			1	100%	1
JAX FAMILY CARE		1			1
SUNCOAST RESEARCH GROUP LLC			1	100%	1
CVS MD1515POCT LEONARDTOWN		1			1
ELATION HEALTH		1			1
SKYRIDGE CLINICAL ASSOCIATES		1			1
Accordius Health at Harrisonburg		1			1
SUN CLINICAL LABORATORIES			1	100%	1
WAKULLA URGENT CARE & DIAGNOSTIC			1	100%	1
CHATEAU MADELEINE - SENIOR LIVING & MEMORY CARE			1	100%	1
LITTLE FALLS HOSPITAL LABORATORY		1			1
DILELLA			1	100%	1
CVS AZ7263POCT PHOENIX		1			1
PAUL C SCHWARTZ & MELVIN L WEIDMAN		1			1
ASHLEY PEDIATRICS DAY & NIGHT CLINIC			1	100%	1
HELIX BIOMEDICS LLC			1	100%	1
JOHN PETER SMITH HOSPITAL- OB TRIAGE			1	100%	1
LOWER KEYS COMMUNITY HEALTH CENTER			1	100%	1
FLORIDA DIGESTIVE AND LIVER SPECIALISTS			1	100%	1
MEMORIAL SATILLA HEALTH			1	100%	1
MEDIPLUS CLINIC, INC			1	100%	1
CONSULATE HEALTH CARE OF VERO BEACH			1	100%	1

# COVID-19: testing by laboratory

Data through Feb 8, 2021 verified as of Feb 9, 2021 at 09:25 AM

Data in this report are provisional and subject to change.

The numbers in the table below represent the number of Florida and non-Florida residents for whom test results were received by the Department of Health. A person can be tested by more than one laboratory and can have both positive and negative results. **Therefore, the sum of the numbers in each column will be larger than the total number of people tested.**

Reporting lab	Inconclusive	Negative	Positive	Percent positive	Total
HUDSON REGIONAL HOSPITAL			1	100%	1
MEDEXPRESS URGENT CARE - DERBY N ROCK		1			1
Kroger 618 - The Little Clinic Trail Creek Village		1			1
IVY CREEK HEALTHCARE & WELLNESS CENTRE			1	100%	1
MOUNT SINAI COMPREHENSIVE CANCER CENTER			1	100%	1
BNJ		1			1
VERITAS GENETICS, INC.			1	100%	1
LAKE MARY OPTUM FLORIDA			1	100%	1
REGIONAL MED CTR BAYONET POINT			1	100%	1
FIT4LIFE MEDICAL CENTER			1	100%	1
HELIX URGENT CARE			1	100%	1
DAYTONA BEACH CENTRA CARE			1	100%	1
ER NEAR ME HULEN		1			1
SPRINGBROOK HOSPITAL			1	100%	1
SOUTHERN FAMILY HEALTH			1	100%	1
Kroger 518 - The Little Clinic Hermitage		1			1
ATMORE COMMUNITY HOSPITAL			1	100%	1
PRIMEX CLINICAL LABORATORIES INC			1	100%	1
INNOVATIVE CARE II LLC			1	100%	1
UHEALTH CARDIOLOGY			1	100%	1
FORT LOUDOUN PRIMARY CARE		1			1
METROPOLITAN			1	100%	1
BAYOU URGENT CARE			1	100%	1
GIBSON AREA PRIMARY CARE			1	100%	1
PEDIATRIC PARTNERS			1	100%	1
PROGRESSIVE MEDICAL RESEARCH			1	100%	1
SOUTH FLORIDA BAPTIST HOSPITAL			1	100%	1
CVS PA1074POCT KENNETT SQUARE		1			1
CHILDREN'S NATIONAL MEDICAL CENTER			1	100%	1
EASTMAN HEALTHCARE & REHAB		1			1
Kroger 687 - The Little Clinic Sugar Hill			1	100%	1
THE LITTLE CLINIC LLC			1	100%	1
PEDRO L ORTEGA MD PA			1	100%	1
ADVENTHEALTH MEDICAL GROUP UROLOGY AT EAST ORLANDO		1			1
CROSSROADS URGENT CARE PLLC		1			1
GENESIS MICROBIOLOGY LAB		1			1
HENRY FORD WEST BLOOMFIELD HOSPITAL			1	100%	1
NASSAU COUNTY HEALTH DEPARTMENT		1			1
PALMETTO BAY MEDICAL CENTER			1	100%	1
HELGEMO & LIOU PEDIATRICS			1	100%	1
HERNANDO COUNTY HEALTH DEPT			1	100%	1
SEATTLE-KING COUNTY			1	100%	1
SUNCOAST BEHAVIORAL HEALTH CENTER			1	100%	1
TARRANT MEDICAL ASSOCIATES			1	100%	1
PEDIATRIC ASSOCIATES - DORAL			1	100%	1
PALM BEACH DIABETES AND ENDOCRINE SPECIALISTS, PA			1	100%	1

# COVID-19: testing by laboratory

Data through Feb 8, 2021 verified as of Feb 9, 2021 at 09:25 AM

Data in this report are provisional and subject to change.

The numbers in the table below represent the number of Florida and non-Florida residents for whom test results were received by the Department of Health. A person can be tested by more than one laboratory and can have both positive and negative results. **Therefore, the sum of the numbers in each column will be larger than the total number of people tested.**

Reporting lab	Inconclusive	Negative	Positive	Percent positive	Total
AAA MEDICAL TESTING			1	100%	1
SYNERGY DIALYSIS INC			1	100%	1
JPS HEALTH CENTER AT TRUE WORTH PLACE			1	100%	1
CVS NC7548POCT FUQUAY VARINA		1			1
Manor Care of Dallastown d/b/a ManorCare Health Services - Dallastown		1			1
Bayou Vista Community Care Center			1	100%	1
OUCH URGENT CARE			1	100%	1
CARENOW-MONTGOMERY			1	100%	1
ORCHID TERRACE		1			1
BIODORON LABORATORIES			1	100%	1
NORTH BREVARD CHILDRENS MEDICAL CENTER			1	100%	1
PALMETTO PRIMARY CARE PHYSICIANS			1	100%	1
HARTFORD HEALTH CARE & REHABILITATION			1	100%	1
Kroger 390 - The Little Clinic North College Hill		1			1
VISTA LAKE ASSISTED LIVING			1	100%	1
ANDERSON FAMILY MEDICINE			1	100%	1
EXPRESS LAB LIVINGSTON			1	100%	1
Lemont Nursing and Rehab Center			1	100%	1
ALL CARE URGENT CARE			1	100%	1
ROSE HAVEN NURSING CENTER		1			1
Livingston County Center for Nursing and Rehabilitation		1			1
MEA PRIMARY CARE PLUS BYRAM			1	100%	1
BRANDON OUTREACH CLINIC			1	100%	1
ADVANCED HEALTHCARE ASSOCIATES		1			1
APPLECARE URGENT CARE KINGSLAND			1	100%	1
FAU MEMORY & WELLNESS CENTER			1	100%	1
Walgreens #11724		1			1
SAINT JOSEPHS HOSPITAL OF ATLANTA			1	100%	1
San Antonio Residence and Rehabilitation Center		1			1
Kroger 522 - The Little Clinic Gahanna		1			1
ATLANTIS VISION CENTER			1	100%	1
BAYLOR SCOTT & WHITE ALL SAINTS MEDICAL CENTER FT			1	100%	1
COMMUNITY HEALTH CENTERS OF PINELLAS, INC			1	100%	1
HEALTHFORCE PARTNERS INC			1	100%	1
RAYMOND F CARON MD			1	100%	1
WESLEY MEDICAL CENTER			1	100%	1
PROGRESSIVE MEDICAL LAB LLC			1	100%	1
MERCY - NORTH IOWA			1	100%	1
MULTICARE PHYSICIANS			1	100%	1
ADVENTHEALTH SENIOR CARE AT ORMOND			1	100%	1
CAMBRIDGE HEALTH ALLIANCE			1	100%	1
Parkview Care Center			1	100%	1
MINUTECLINIC DIAGNOSTIC OF OHIO #5060		1			1
Autumn Care of Suffolk		1			1
PARRISH MEDICAL GROUP			1	100%	1
MEDEXPRESS URGENT CARE - BENTONVILLE		1			1

# COVID-19: testing by laboratory

Data through Feb 8, 2021 verified as of Feb 9, 2021 at 09:25 AM

Data in this report are provisional and subject to change.

The numbers in the table below represent the number of Florida and non-Florida residents for whom test results were received by the Department of Health. A person can be tested by more than one laboratory and can have both positive and negative results. **Therefore, the sum of the numbers in each column will be larger than the total number of people tested.**

Reporting lab	Inconclusive	Negative	Positive	Percent positive	Total
GIFFORD MEMORIAL HOSPITAL		1			1
AVERA SACRED HEART HOSPITAL			1	100%	1
Arlington Care Center			1	100%	1
WALGREENS #10308		1			1
ASSOCIATES IN INTERNAL MEDICINE PA			1	100%	1
KETTERING MEDICAL CENTER			1	100%	1
METRO HEALTH HOSPITAL LABORATORY		1			1
URGENTMED PLANTATION			1	100%	1
ASCARATE DIALYSIS			1	100%	1
PLANT CITY FAMILY CARE		1			1
MEDICAL ASSOCIATES OF CARTER		1			1
Kroger 682 - The Little Clinic New Holland Market			1	100%	1
QUEST INC			1	100%	1
Heritage of Red Cloud		1			1
MEDEXPRESS URGENT CARE-BRENTWOOD		1			1
Kroger 481 - The Little Clinic Houston Levee		1			1
Rockcastle Health and Rehab		1			1
SOUTHWOOD HEALTHCARE CENTER		1			1
HEALTHCARE ASSOCIATES OF IRVING, LLP			1	100%	1
MOORE CLINICAL RESEARCH INC			1	100%	1
GUIDEWELL EMERGENCY MEDICINE DOCTORS LLC #33			1	100%	1
ALIMETRIX INC		1			1
BAPTIST EMERGENCY HOSPITAL - KELLY			1	100%	1
WESTCOAST FAMILY PRACTICE		1			1
ST.ELIZABETH HEALTH CENTER	1				1
SOMA MEDICAL CENTER PA #3 GREENACRES			1	100%	1
NEW HORIZON PRIMARY CARE LLC			1	100%	1
CVS TX4397POCT CYPRESS		1			1
BIOLOGICAL AND CHEMICAL EMERGENCIES LABORATORY			1	100%	1
MID-SOUTH URGENT CARE, PLLC			1	100%	1
Salem Hills Rehabilitation and Nursing Center		1			1
Consulate Health Care of Tallahassee			1	100%	1
NEW YORK UNIVERSITY MEDICAL CENTER			1	100%	1
ENCORE AT BOCA RATON, THE			1	100%	1
CARENOW URGENT CARE-HENDERSONVILLE		1			1
2504-HOMEWOOD		1			1
ALABAMA REFERENCE LAB			1	100%	1
CENTRAL CAROLINA HOSPITAL			1	100%	1
CYPRESS VILLAGE REHAB CENTER		1			1
OSF SAINT FRANCIS MEDICAL CENTER			1	100%	1
GATEWAY FAMILY HEALTH CLINIC			1	100%	1
ST FRANCIS MEDICAL CENTER			1	100%	1
UNIVERSITY OF BALTIMORE WASHINGTON MEDICAL CENTER			1	100%	1
COVE AT THE MARBELLA,THE			1	100%	1
CVS NC2771POCT CLAYTON			1	100%	1
GOOD SAMARITAN HOSPITAL			1	100%	1

# COVID-19: testing by laboratory

Data through Feb 8, 2021 verified as of Feb 9, 2021 at 09:25 AM

Data in this report are provisional and subject to change.

The numbers in the table below represent the number of Florida and non-Florida residents for whom test results were received by the Department of Health. A person can be tested by more than one laboratory and can have both positive and negative results. **Therefore, the sum of the numbers in each column will be larger than the total number of people tested.**

Reporting lab	Inconclusive	Negative	Positive	Percent positive	Total
AVON PARK CLUSTER		1			1
PUBLIC HEALTH LABORATORIES			1	100%	1
PM PEDIATRICS OF BAYSIDE, PLLC - RIVE		1			1
SACRED HEART MEDICAL CENTER			1	100%	1
GILCHRIST COUNTY HEALTH DEPT			1	100%	1
SOUTH DADE NURSING & REHABILITATION CENTER□			1	100%	1
PROVIDENCE PORTLAND MEDICAL CENTER		1			1
Kroger 97 - The Little Clinic Hutchinson		1			1
CYPRESS CREEK DIALYSIS CTR			1	100%	1
GARDENS AT MAPLEWOOD			1	100%	1
Imperial Healthcare Centre			1	100%	1
Freedom Pointe at The Villages			1	100%	1
ANDERSON REGIONAL MEDICAL CENTER			1	100%	1
Holly Hill Healthcare Center			1	100%	1
NFRC CLINICAL LAB			1	100%	1
PELICAN STATE OUTPATIENT CENTER			1	100%	1
VITAL CARE			1	100%	1
Orchid Cove at Naples			1	100%	1
Glenburn Home		1			1
SELECT SPECIALTY HOSPITAL - ORLANDO SOUTH			1	100%	1
JACKSBORO URGENT CARE			1	100%	1
PREMIER FAMILY AND SPORTS MEDICINE LLC			1	100%	1
KEY BISCAIYNE PEDIATRIC ASSOCIATES INC			1	100%	1
LEXINGTON HOSPITAL CORPORATION			1	100%	1
TERRELL URGENT CARE			1	100%	1
UPSON REGIONAL MEDICAL CENTER			1	100%	1
CVS TX8321POCT MCKINNEY		1			1
CONWAY - SHERWOOD URGENT CARE			1	100%	1
NEW YORK STATE DEPTARTMENT OF HEALTH			1	100%	1
HIBISCUS COURT			1	100%	1
CLEVELAND CLINIC FLORIDA WAIVED			1	100%	1
ONslow COUNTY HEALTH DEPARTMENT			1	100%	1
SHAH			1	100%	1
CVS OH3458POCT BEAVERCREEK		1			1
EAST FL CORE LAB			1	100%	1
NORTH RIVER FAMILY HEALTH CENTER			1	100%	1
Wedgewood Manor		1			1
TMH CANCER CENTER LABORATORY			1	100%	1
WATERBURY HOSPITAL REFERENCE LAB			1	100%	1
GEORGE WASHINGTON UNIVERSITY HOSPITAL			1	100%	1
SOUTHWOOD NURSING & RETIREMENT CENTER		1			1
LAB TEST KENDALL LLC		1			1
Smg At Bridgewater Family Medicine		1			1
OCCUPATIONAL HEALTH CENTER		1			1
NORTH OKALOOSA PHYSICIAN GRP - WALK IN CLINIC			1	100%	1
CHILDREN'S MEMORIAL HOSPITAL			1	100%	1

# COVID-19: testing by laboratory

Data through Feb 8, 2021 verified as of Feb 9, 2021 at 09:25 AM

Data in this report are provisional and subject to change.

The numbers in the table below represent the number of Florida and non-Florida residents for whom test results were received by the Department of Health. A person can be tested by more than one laboratory and can have both positive and negative results. **Therefore, the sum of the numbers in each column will be larger than the total number of people tested.**

Reporting lab	Inconclusive	Negative	Positive	Percent positive	Total
INSTANT MEDICAL CARE CENTER			1	100%	1
SPORTS MEDICINE CLINIC - U OF WYOMING			1	100%	1
MEMORIAL HOSPITAL WEST			1	100%	1
ROSLYN INTERNAL MEDICINE		1			1
OPTUM MEDICAL CLINIC IN ROCKRIMMON			1	100%	1
MEDICAL ARTS LABORATORY			1	100%	1
Life Care Center of Paradise Valley		1			1
PARK LANE NURSING HOME		1			1
MID FLORIDA DERMATOLOGY ASSOCIATES PA			1	100%	1
PROGRESSIVE URGENT CARE, PC			1	100%	1
LP ELIZABETHTON		1			1
Mountain View Manor			1	100%	1
CVS PA5890POCT MONROEVILLE			1	100%	1
HEALTH EXPRESS		1			1
GALVESTON COUNTY HEALTH DISTRICT			1	100%	1
URGENT CARE OF KANSAS CITY			1	100%	1
MIDWEST COVENANT HOME, INC		1			1
CVS CA9606POCT TEMECULA		1			1
BAYLOR SCOTT AND WHITE MEDICAL CENTER -CENTENTENNIAL			1	100%	1
BEAUMONT URGENT CARE		1			1
CMC MERCY LABORATORY			1	100%	1
PEDIATRIC PARTNERS ZEPHYRHILLS			1	100%	1
LANGLADE			1	100%	1
Ashland Place Health and Rehabilitation, LLC		1			1
JUPITER MEDICAL CENTER INC			1	100%	1
FLORIDA MEDICAL CLINIC, LLC			1	100%	1
FAMILY PRACTICE ASSOCIATES		1			1
MINUTECLINIC DIAGNOSTIC OF NEVADA-9586			1	100%	1
EXPRESS WALK IN MEDICAL CENTER			1	100%	1
BLANCHARD VALLEY HOSPITAL LABORATORY			1	100%	1
KINGWOOD EMERGENCY HOSPITAL			1	100%	1
Ash Flat Healthcare and Rehabilitation Center			1	100%	1
BSA PHYSICIANS GROUP, INC D/B/A BSA FAMILY MEDICAL			1	100%	1
CHATSWORTH ASSISTED LIVING COMMUNITY AT PGA NATIONAL			1	100%	1
SOUTHEAST MISSOURI HOSPITAL		1			1
UMMC MIDTOWN CAMPUS			1	100%	1
HSRE-ASL CASSELBERRY TRS, LLC			1	100%	1
MED-LAKE LABORATORY, LLC			1	100%	1
DEVITA		1			1
C V S / PHARMACY #4396		1			1
SUN CITY DIAGNOSTIC CENTER			1	100%	1
ST MARY'S OF SAGINAW		1			1
ATHENS MEDICAL CENTER			1	100%	1
CHP COVID-19 (TX)			1	100%	1
ATRIA TAMARAC			1	100%	1
BERKSHIRE MEDICAL CENTER			1	100%	1



# COVID-19: testing by laboratory

Data through Feb 8, 2021 verified as of Feb 9, 2021 at 09:25 AM

Data in this report are provisional and subject to change.

The numbers in the table below represent the number of Florida and non-Florida residents for whom test results were received by the Department of Health. A person can be tested by more than one laboratory and can have both positive and negative results. **Therefore, the sum of the numbers in each column will be larger than the total number of people tested.**

Reporting lab	Inconclusive	Negative	Positive	Percent positive	Total
BOCA CIEGA CENTER			1	100%	1
Kroger - KR003400316			1	100%	1
CVS SC2736POCT MURRELLS INLET		1			1
CENTRAL JERSEY URGENT CARE OF GREEN BR		1			1
WELLINGTON WEST 100176			1	100%	1
ORANGE PEDIATRICS PA			1	100%	1
SYCAMORE MEDICAL CENTER-KETTERING HEALTH NETWORK			1	100%	1
HACKENSACK UNIVERSITY MEDICAL CENTER		1			1
EMERSON HOSPITAL LABORATORY			1	100%	1
HIGHLAND LABORATORY			1	100%	1
RM PHARMACY SERVICES INC		1			1
WYOMING COUNTY DEPARTMENT OF HEALTH		1			1
Heritage Health of Peru			1	100%	1
FLEET LANDING			1	100%	1
POUDRE VALLEY HOSPITAL			1	100%	1
CONVENIENT MEDICAL AND HEALTH SERVICES			1	100%	1
CVS PA1193POCT JENKINTOWN		1			1
DOCTORS HOSPITAL OF LAREDO			1	100%	1
NORTH FL SOUTH GA HCS-LAKE CITY			1	100%	1
MORNINGSIDE NURSING AND REHABILITATION		1			1
QUALITY LAB			1	100%	1
ADVANCED MEDICAL LABORATORIES (AML)			1	100%	1
SPINE & PAIN CONSULTANT PLLC		1			1
HEALTH PARTNERS REGIONAL HOSPITAL			1	100%	1
Kroger 970 - The Little Clinic Westfield			1	100%	1
WILMINGTON NURSING AND REHAB			1	100%	1
The Evangelical Lutheran Good Samaritan Society Prescott Village		1			1
BAYFRONT HEAL WOUND CARE AND HYPERBARIC CENTER			1	100%	1
VILLAGES HEALTH SYSTEM, LLC, THE			1	100%	1
Kingston Care Center of Fort Wayne		1			1
ADVENTHEALTH MEDICAL GROUP COMMUNITY MEDICINE			1	100%	1
Kroger 673 - The Little Clinic Dallas			1	100%	1
Essex Center for Rehabilitation and Healthcare		1			1
WESTOX LABS		1			1
UHEALTH CORAL SPRINGS			1	100%	1
DE TAR HOSPITAL			1	100%	1
PEACHEALTH LABORATORIES		1			1
OCEANVIEW NURSING AND REHABILITAION CENTER			1	100%	1
DAVENPORT PEDIATRICS CLERMONT PA		1			1
HEALTH NETWORK			1	100%	1
ADVENTHEALTH HOME CARE WATERMAN			1	100%	1
Mountain City Care and Rehabilitation Center		1			1
Shelbyville Manor		1			1
PEDIATRIC ASSOCIATES - JACKSONVILLE			1	100%	1
VALLEY HOSPITAL MEDICAL CENTER		1			1
KAISER PERMANENTE REGIONAL REFERENCE LABORATORY		1			1

# COVID-19: testing by laboratory

Data through Feb 8, 2021 verified as of Feb 9, 2021 at 09:25 AM

Data in this report are provisional and subject to change.

The numbers in the table below represent the number of Florida and non-Florida residents for whom test results were received by the Department of Health. A person can be tested by more than one laboratory and can have both positive and negative results. **Therefore, the sum of the numbers in each column will be larger than the total number of people tested.**

Reporting lab	Inconclusive	Negative	Positive	Percent positive	Total
ADVENT HEALTH - OWASA			1	100%	1
THE CHILDREN'S HOSPITAL OF PHILADELPHIA		1			1
SHARON REGIONAL MEDICAL CENTER			1	100%	1
ROAN MOUNTAIN MEDICAL CENTER			1	100%	1
Parkside Manor		1			1
LAB PLUS, LLC			1	100%	1
PRIME CARE FAMILY MEDICINE			1	100%	1
NORTH SHORE HEMATOLOGY-ONCOLOGY ASSOCI		1			1
RENOWN REGIONAL MEDICAL CENTER			1	100%	1
Northern Nevada State Veterans Home		1			1
ST JOHNS EPISCOPAL HOSPITAL SOUTH SHORE		1			1
ALBANY MEDICAL CENTER			1	100%	1
UNIVERSITY OF VERMONT MEDICAL CENTER			1	100%	1
EAST END PEDIATRICS		1			1
YUMA REGIONAL MEDICAL CENTER			1	100%	1
Henry County Health and Rehabilitation		1			1
EVENTIDE LUTHERAN HOME		1			1
MEDPOST - NORTH DALLAS			1	100%	1
SARASOTA MEMORIAL HOSPITAL		1			1
Tremont Health & Rehabilitation Center		1			1
WALGREENS NO 10512			1	100%	1
CARESPOT - OCOEE			1	100%	1
LONESTAR 24HRER MANAGEMENT LLC DBA LONESTAR 24HRER			1	100%	1
DIGNITY HEALING LLC			1	100%	1
MINUTECLINIC DIAGNOSTIC OF KANSAS, PC		1			1
EXAC CARE CROSSVILLE		1			1
POINTE MEDICAL SERVICES INC			1	100%	1
NEMOURS CHILDREN'S HOSPITAL			1	100%	1
SHANNON MEDICAL CENTER			1	100%	1
SHAW MEDICAL GROUP LLC			1	100%	1
Kroger 588 - The Little Clinic Thompsons Station		1			1
SHERIDAN AT HOBE SOUND, THE			1	100%	1
FAMILY MEDICINE AT CELEBRATION		1			1
ALL PRO ORTHOPEDICS & SPORTS MEDICINE, PA			1	100%	1
PCR DIAGNOSTICS			1	100%	1
MICROBIOLOGY DEPARTMENT			1	100%	1
SYNAPSE ANALYTICAL LABS		1			1
EXACCARE KINGSTON, LLC			1	100%	1
PALM BEACH DIGESTIVE ASSOCIATES			1	100%	1
HEALTH AND WELLNESS URGENT CARE LLC			1	100%	1
KENDALL PEDIATRICS PARTNERS LLC			1	100%	1
HIGHLANDS CLINICAL LABORATORY			1	100%	1
KIOSK MEDICINE KENTUCKY LLC		1			1
HCR ManorCare Greentree		1			1
American Fork Care Center dba Heritage Care Center		1			1
MEDEXPRESS URGENT CARE - LINCOLN		1			1

# COVID-19: testing by laboratory

Data through Feb 8, 2021 verified as of Feb 9, 2021 at 09:25 AM

Data in this report are provisional and subject to change.

The numbers in the table below represent the number of Florida and non-Florida residents for whom test results were received by the Department of Health. A person can be tested by more than one laboratory and can have both positive and negative results. **Therefore, the sum of the numbers in each column will be larger than the total number of people tested.**

Reporting lab	Inconclusive	Negative	Positive	Percent positive	Total
CENTRAL FL INTERNAL MEDICINE ASSOCIATES LLC		1			1
CVS MA1006POCT BROCKTON		1			1
URGENT CARE OF FORT LAUDERDALE INC			1	100%	1
MINUTECLINIC, LLC #4507		1			1
ADVENTHEALTH MEDICAL GROUP ADULT AND SENIOR HEALTH			1	100%	1
HOUSTON MEDICAL CENTER			1	100%	1
Village Crest Center for Health & Rehabilitation		1			1
SOMA MEDICAL CENTER PA #2 OAKLAND			1	100%	1
SMITH			1	100%	1
FASTMED URGENT CARE			1	100%	1
Brown Memorial Home		1			1
CARING PROFESSIONAL HEALTH CARE LLC		1			1
SAINT JOSEPH'S HOSPITAL AND MEDICAL CENTER		1			1
Manassas Health & Rehab			1	100%	1
DECATUR MORGAN HOSPITAL - DECATUR GENE		1			1
PROGENESIS INC			1	100%	1
CVS TN4624POCT KNOXVILLE			1	100%	1
JMC TALLAHASSEE, LLC			1	100%	1
IMMY LABS			1	100%	1
SC-GA2018 THE RIDGE REHABILITATION & H		1			1
BROOKDALE FORT WALTON BEACH			1	100%	1
AZALEALAND NURSING HOME		1			1
TIMPANOGOS REGIONAL HOSPITAL			1	100%	1
Ravenwood Speciality Care		1			1
TMH PHYSICIAN PARTNERS			1	100%	1
PALM COAST DIALYSIS		1			1
VAULT MEDICAL SERVICES			1	100%	1
Kroger 923 - The Little Clinic Centerville		1			1
SHRIVERS PHARMACY AND WELLNESS CENTER			1	100%	1
CVS MA2297677CV BOSTON		1			1
LANTANA HC LAB			1	100%	1
Niles Nursing and Rehab. Center		1			1
Mayfair Village Nursing Care Center		1			1
ADVANTA LABS, LLC		1			1
NORTHEAST TEXAS DIALYSIS		1			1
Seal Rock Healthcare		1			1
SONORAN DESERT PATHOLOGY			1	100%	1
STANDIFER PLACE		1			1
BEAUMONT REFERENCE LABORATORY			1	100%	1
OCALA RKC EAST HEMO #1			1	100%	1
Cooperstown Center for Nursing and Rehabilitation		1			1
WINCHESTER HOSPITAL			1	100%	1
SUNCOAST FAMILY MEDICAL ASSOCIATES			1	100%	1
BROOKDALE PALM BEACH GARDENS			1	100%	1
CVS TX7162POCT HOUSTON		1			1
Kroger 409 - The Little Clinic Hebron Marketplace			1	100%	1

# COVID-19: testing by laboratory

Data through Feb 8, 2021 verified as of Feb 9, 2021 at 09:25 AM

Data in this report are provisional and subject to change.

The numbers in the table below represent the number of Florida and non-Florida residents for whom test results were received by the Department of Health. A person can be tested by more than one laboratory and can have both positive and negative results. **Therefore, the sum of the numbers in each column will be larger than the total number of people tested.**

Reporting lab	Inconclusive	Negative	Positive	Percent positive	Total
MED TECH CLINICAL LABORATORY		1			1
FIRST CARE WALK IN CLINIC LLC			1	100%	1
MARTIN MEM FAMILY CARE AT ST LUCIE W			1	100%	1
NORTHWEST TEXAS HEALTHCARE SYSTEM, INC			1	100%	1
CVS CT1123POCT SOUTHBURY		1			1
OAKMONT WEST- GREENVILLE SC		1			1
ASHLEY PEDICATRICS DAY AND NIGHT CLINIC			1	100%	1
FOUNDATION LABORATORY			1	100%	1
CAREFIRST URGENT CARE - BEECHMONT			1	100%	1
NANCY M WORTHINGTON MD PA			1	100%	1
MINUTECLINIC DIAGNOSTIC OF NH, LLC (CL		1			1
Kroger 550 - The Little Clinic Bellevue		1			1
SUMMERFIELD PAIN MANAGEMENT			1	100%	1
MEDEXPRESS URGENT CARE - BECKLEY		1			1
MAYO MEDICAL LABORATORIES			1	100%	1
Kroger 086 - The Little Clinic Broomfield-Sheridan		1			1
VANAJA SUREDDI MD PA			1	100%	1
ST MICHAEL'S ELITE MEDICAL HOSPITAL			1	100%	1
GENESIS HEALTH SYSTEM			1	100%	1
LANGLEY DIALYSIS			1	100%	1
MEDICAL LIFE-INC GUIDEWELL EMERGENCY MEDICINE			1	100%	1
THE MEDICAL CENTER			1	100%	1
LOGAN COUNTY HOSPITAL			1	100%	1
FIVE STAR PREMIER RESIDENCES OF POMPANO BEACH			1	100%	1
WORKFORCE HEALTH DEPARTMENT			1	100%	1
AVALON MEDICAL GROUP			1	100%	1
ACCESS HEALTH CARE PHYSICIANS, LLC		1			1
RICHICHI FAMILY HEALTH			1	100%	1
THE NEW JEWISH HOME		1			1
STONECREST MEDICAL CENTER		1			1
HORIZON MEDICAL CENTER			1	100%	1
Bay View Nursing and Rehabilitation Center			1	100%	1
INTERNAL MEDICINE GROUP OF CENTRAL FLORIDA			1	100%	1
BLAKE AT PENSACOLA OPERATION CO, LLC, THE			1	100%	1
MEDEXPRESS URGENT CARE - HADLEY		1			1
ORLANDO PHYSICIAN NETWORK		1			1
SOUTH FLORIDA URGENT CARE CENTERS, LLC			1	100%	1
Lenbrook		1			1
FLORIDA HEALTH CARE MEDICAL GROUP		1			1
SANTA ROSA PEDIATRICS			1	100%	1
BLACKBAG DIGITAL HEALTH LLC		1			1
COMMUNITY MEDICAL CARE			1	100%	1
GREYSTONE HOME HEALTH OF GREATER ORLANDO LLC		1			1
Metairie Healthcare Center			1	100%	1
TREASURE COAST URGENT & FAMILY CARE			1	100%	1
BASCOM PALMER-MICRO LAB			1	100%	1

# COVID-19: testing by laboratory

Data through Feb 8, 2021 verified as of Feb 9, 2021 at 09:25 AM

Data in this report are provisional and subject to change.

The numbers in the table below represent the number of Florida and non-Florida residents for whom test results were received by the Department of Health. A person can be tested by more than one laboratory and can have both positive and negative results. **Therefore, the sum of the numbers in each column will be larger than the total number of people tested.**

Reporting lab	Inconclusive	Negative	Positive	Percent positive	Total
BAYSTATE REFERENCE LABORATORY			1	100%	1
UABC			1	100%	1
Bethel Lutheran Nursing & Rehabilitation Center		1			1
STARLING AT SAN JOSE			1	100%	1
BROOKDALE AVONDALE (BU 04360)			1	100%	1
Acts Manor House		1			1
EMERGENCY CARE SERVICES LAB AT JFK MEDICAL CENTER			1	100%	1
TWIN			1	100%	1
GOSHEN HOSPITAL			1	100%	1
SANITAS RESEARCH LLC			1	100%	1
MONMOUTH MEDICALC ENTER		1			1
SOMA MEDICAL CENTER PA #3 PALOMINO			1	100%	1
CROZER-CHESTER MEDICAL CENTER			1	100%	1
KIDSVILLE PEDIATRICS IV PA		1			1
CVS TX1057POCT SAN ANTONIO		1			1
RHODE ISLAND DEPARTMENT OF HEALTH LABORATORIES			1	100%	1
STEPHENS COUNTY HOSPITAL			1	100%	1
LAKE COMMUNITY ACTION AGENCY		1			1
DUKE UNIVERSITY POINT OF CARE TESTING PROGRAM			1	100%	1
PALM BEACH COUNTY HEALTH DEPT.			1	100%	1
PINELLAS CHD - CLEARWATER			1	100%	1
URGENT TEAM MANAGEMENT OF TENNESSEE, L			1	100%	1
LSU MEDICAL CENTER			1	100%	1
ORMOND BEACH DIALYSIS			1	100%	1
CONCENTRA - TAMPA EAST		1			1
ADVANCE MD CARE			1	100%	1
HENRICO DOCTOR'S LABORATORY			1	100%	1
ADVENTHEALTH MEDICAL GROUP OBSTETRICS			1	100%	1
JOHNSON & JOHNSON VISION CARE-VISTAKON			1	100%	1
CHOTA COMMUNITY HEALTH SERVICES		1			1
HAWAII DEPARTMENT OF HEALTH LAB			1	100%	1
FREDERICK MEMORIAL HOSPITAL			1	100%	1
LANCASHIRE HALL NURSING AND REHABILITATION CENTER		1			1
CLEVELAND CLINIC OHIO LABORATORIES			1	100%	1
CAROMONT HEALTH			1	100%	1
LIFELINK TRANSPLANT INSTITUTE LAB			1	100%	1
EAST COAST INSTITUTE FOR RESEARCH LLC			1	100%	1
IVAN, MAYA			1	100%	1
CAREATC INC BRANDON		1			1
CVS IL2297144CV CHICAGO		1			1
CVS SC7567POCT BOILING SPRINGS			1	100%	1
FLORIDA CLINICAL RESEARCH CENTER, LLC			1	100%	1
HEALTHCARE AND REHAB OF SANFORD			1	100%	1
HALIFAX FAMILY HEALTH CENTER			1	100%	1
KENT		1			1
CARDIAC AND VASCULAR CONSULTANTS MD PA		1			1

# COVID-19: testing by laboratory

Data through Feb 8, 2021 verified as of Feb 9, 2021 at 09:25 AM

Data in this report are provisional and subject to change.

The numbers in the table below represent the number of Florida and non-Florida residents for whom test results were received by the Department of Health. A person can be tested by more than one laboratory and can have both positive and negative results. **Therefore, the sum of the numbers in each column will be larger than the total number of people tested.**

Reporting lab	Inconclusive	Negative	Positive	Percent positive	Total
BICKERTON, DAWN		1			1
CVS PA4077POCT BELLE VERNON		1			1
HUNTSVILLE HOSPITAL			1	100%	1
West Bay of Tampa Center			1	100%	1
MINUTECLINIC DIAGNOSTICS OF OKLAHOMA		1			1
MERRILL GARDENS AT CHAMPIONSGATE			1	100%	1
DELAWARE DEPARTMENT OF HEATH			1	100%	1
CITRUS HEALTH NETWORK INC			1	100%	1
Harris Hill Nursing Facility		1			1
WEST VIRGINIA LABORATORIES			1	100%	1
GOSHEN MEDICAL CENTER			1	100%	1
CORPORATION OF AMERICA		1			1
ADVANCE CARDIOVASCULAR IMAGING, INC			1	100%	1
MEDICAL ASSOCIATES OF PINELLAS - LAB			1	100%	1
DEPARTMENT OF HEALTH SERVICES			1	100%	1
BRIDGEWATER PARK ASSISTED LIVING LLC			1	100%	1
Kroger 647 - The Little Clinic Newnan Crossings			1	100%	1
LOUNDRY		1			1
MINUTECLINIC DIAGNOSTIC OF VIRGINIA, LLC #1416		1			1
BROOKSVILLE REGIONAL HOSPITAL			1	100%	1
FAMILY MEDICAL CENTER OF HOLLYWOOD PA			1	100%	1
CHI ST. LUKE'S HEALTH BCM MEDICAL CENTER			1	100%	1
IVY ROSEN MD PLLC		1			1
EH FARGO HOSPITAL LABORATORY			1	100%	1
PRINCIPLE DIAGNOSTICS LLC			1	100%	1
PARKRIDGE MEDICAL CENTER			1	100%	1
PINEVILLE PHARMACY			1	100%	1
CEPERO PEDIATRICS PA			1	100%	1
ESOTERIC LAB			1	100%	1
LEE MEMORIAL HOSPITAL OUTPATIENT SURGERY CENTER			1	100%	1
Kroger 532 - The Little Clinic Murfreesboro		1			1
ACUPATH LABORATORIES INC			1	100%	1
SOUTHEASTERN INTEGRATED MEDICAL PL			1	100%	1
CULVER CITY URGENT CARE			1	100%	1
CIRRUS DX			1	100%	1
Jersey City Medical Center		1			1
GULF COUNTY HEALTH DEPARTMENT			1	100%	1
CVS PA2687POCT EXTON		1			1
UNIVERSITY OF MARYLAND PATHOLOGY ASSOCIATES			1	100%	1
THE HOSPITALS OF PROVIDENCE EMERGENCY ROOM			1	100%	1
CLINICAL CARE, INC			1	100%	1
Caldwell Care		1			1
Excel Care Center			1	100%	1
Kroger 407 - The Little Clinic Lexington		1			1
ALLIANCE MD DIRECT PRIMARY CARE			1	100%	1
UNIVERSITY OF NORTH CAROLINA HOSPITALS			1	100%	1

# COVID-19: testing by laboratory

Data through Feb 8, 2021 verified as of Feb 9, 2021 at 09:25 AM

Data in this report are provisional and subject to change.

The numbers in the table below represent the number of Florida and non-Florida residents for whom test results were received by the Department of Health. A person can be tested by more than one laboratory and can have both positive and negative results. **Therefore, the sum of the numbers in each column will be larger than the total number of people tested.**

Reporting lab	Inconclusive	Negative	Positive	Percent positive	Total
MIAMI-DADE COUNTY HEALTH DEPT.		1			1
RIVERSIDE REGIONAL MED CENTER			1	100%	1
TITUS REGIONAL MEDICAL CENTER			1	100%	1
ST ANTHONY'S PINELLAS CARE CLINIC			1	100%	1
Cornerstone at the Ranch		1			1
PALM BEACH COUNTY SHERIFF OFFICE			1	100%	1
ST. MICHAEL'S ELITE HOSPITAL			1	100%	1
THOMAS HOSPITAL			1	100%	1
TREASURE COAST MEDICAL CONCIERGE LLC			1	100%	1
FREDERICK AVENUE GROUP HOME		1			1
MEDICAL SPECIALISTS OF THE PALM BEACHES INC			1	100%	1
UNIVERSITY PLACE NURSING CENTER		1			1
FAITH FAMILY PRACTICE			1	100%	1
MEDEXPRESS URGENT CARE - ANDERSON		1			1
ARTESIAN HOME		1			1
Sanford Health & Rehabilitation			1	100%	1
VIP FAMILY PRACTICE			1	100%	1
COSTCO PHARMACY #1023			1	100%	1
Garden Villa Bedford		1			1
NEWTON MEMORIAL HOSPITAL		1			1
ONPOINT URGENT CARE			1	100%	1
MARYLAND DEPARTMENT OF HEALTH AND MENTAL HYGIENE			1	100%	1
CVS CA9803POCT RIVERSIDE		1			1
YOUR HEALTH PEDIATRICS INC			1	100%	1
NATIONAL INSTITUTES OF HEALTH CLINICAL CENTER			1	100%	1
CENTRAL FLORIDA INTERNAL OCCUPATIONAL AND		1			1
FIRST PHYSICIANS GROUP - LORRAINE CORNERS		1			1
LAKE PEDIATRICS			1	100%	1
Oregon Veterans Home The Dalles		1			1
NONA MEDICAL ARTS		1			1
CVS AZ7841POCT TUCSON		1			1
CVS AZ9210POCT SCOTTSDALE		1			1
Garden View Care Center at Dougherty Ferry		1			1
Kroger 339 - The Little Clinic Highlands - Bardstown Road		1			1
PENINSULA REGIONAL MED CTR LAB			1	100%	1
WINDSOR MANOR			1	100%	1
Baypoint Healthcare Center			1	100%	1
STANLY REGIONAL MEDICAL CENTER			1	100%	1
UCH LAB			1	100%	1
CAREWELL 203			1	100%	1
FLORIDA STATE UNIVERSITY HEALTH SERVICES			1	100%	1
CENTRAL TX URGENT CARE			1	100%	1
NORTH SHORE HEMATOLOGY-ONCOLOGY ASSOCIATES		1			1
UHS BINGHAMTON GENERAL			1	100%	1
LAB PLUS, LLC AT ASCENSION SAINT THOMA		1			1
CRYSTAL RIVER FIRE DEPARTMENT			1	100%	1

# COVID-19: testing by laboratory

Data through Feb 8, 2021 verified as of Feb 9, 2021 at 09:25 AM

Data in this report are provisional and subject to change.

The numbers in the table below represent the number of Florida and non-Florida residents for whom test results were received by the Department of Health. A person can be tested by more than one laboratory and can have both positive and negative results. **Therefore, the sum of the numbers in each column will be larger than the total number of people tested.**

Reporting lab	Inconclusive	Negative	Positive	Percent positive	Total
The Carrington		1			1
HATLEY HEALTH CARE, INC		1			1
CONNECTICUT PEDIATRICS @ CHC		1			1
LAKE REGIONAL HEALTH			1	100%	1
TEVAPHARM			1	100%	1
Life Care Center of Auburn		1			1
HEARTLAND OF ZEPHYRHILLS FL, LLC			1	100%	1
CQUENTIA NGS, LLC			1	100%	1
CVS AZ5026POCT MESA		1			1
ATHENS LIMESTONE HOSPITAL		1			1
UT HEALTH RGV CLINICAL LABORATORY			1	100%	1
MINUTE CLINIC DIAGNOSTIC OF VIRGINIA, LLC #6292		1			1
SUNCOAST PRIMARY CARE LLC			1	100%	1
MOSOLF PEDIATRICS PA			1	100%	1
15 TO KNOW			1	100%	1
LIFESPAN HEALTH - SELMER		1			1
Remarkable Healthcare Dallas			1	100%	1
MEDEXPRESS URGENT CARE - BENTON		1			1
NORTHEAST FLORIDA HEALTH SERVICES			1	100%	1
DEVLIN MANOR NURSING AND REHABILITATION		1			1
MARTIN LUTHER KING RENAL INSTITUTE			1	100%	1
ARCADIA DIALYSIS CENTER			1	100%	1
UNIVERSITY OF MIAMI PRIMARY CARE SITE UMHC 3039			1	100%	1
MANHATTAN COLLEGE HEALTH SERVICES		1			1
MERCY GENERAL HOSPITAL			1	100%	1
BAPTIST HOSPITAL EAST			1	100%	1
Country View of Sunbury			1	100%	1
COMMUNITY MEDICAL CENTER-ORANGE CITY		1			1
HALEYVILLE HEALTH CARE CENTER		1			1
HEALTHPARTNERS HUDSON CLINIC			1	100%	1
PUTNAM CO HOSPITAL-D/B/A ASBURY TOWERS		1			1
WEST BOCA MEDICAL CENTER			1	100%	1
BROOKSHIRE, THE			1	100%	1
441 URGENT CARE CENTER - BROWNWOOD			1	100%	1
Heartland of Perrysburg		1			1
SANFORD LABORATORIES WATERTOWN			1	100%	1
El Paso Health Care Center			1	100%	1
PALM SPRINGS GENERAL HOSPITAL			1	100%	1
SHANNON CLARK OD, PA			1	100%	1
SARNO FAMILY PRACTICE		1			1
Falmouth By The Sea			1	100%	1
MEDCARE-GARNERS FERRY			1	100%	1
Community Compassion Center of Batesville			1	100%	1
LIFE CARE CENTER OF GWINNETT		1			1
MEDEXPRESS URGENT CARE-MEADVILLE			1	100%	1
FLAGLER PROFESSIONAL HEALTH CARE SERVICES INC		1			1



# COVID-19: testing by laboratory

Data through Feb 8, 2021 verified as of Feb 9, 2021 at 09:25 AM

Data in this report are provisional and subject to change.

The numbers in the table below represent the number of Florida and non-Florida residents for whom test results were received by the Department of Health. A person can be tested by more than one laboratory and can have both positive and negative results. **Therefore, the sum of the numbers in each column will be larger than the total number of people tested.**

Reporting lab	Inconclusive	Negative	Positive	Percent positive	Total
SUPERKIDS PEDIATRICS			1	100%	1
ST CATHERINE HOSPITAL LABORATORY			1	100%	1
A G RHODES HOME AT WESLEY WOODS		1			1
WOODHILLS LABS			1	100%	1
CVS CA9721POCT ARCADIA		1			1
MEDEXPRESS-DOVER		1			1
MIDWAY SPECIALTY CARE CENTER INC		1			1
PREMIER MOBILE HEALTH SERVICES, LLC			1	100%	1
Waters of Covington		1			1
CUSTOM SCRIPTS PHARMACY		1			1
RIVERSIDE MEDICAL CENTER		1			1
CVS TX2263POCT SAN ANTONIO		1			1
BAPTIST URGENT CARE		1			1
STEWART FLORIDA ALF, INC			1	100%	1
MEMORIAL HEALTH UNIVERSITY MEDICAL CENTER			1	100%	1
Rio Grande City Nursing and Rehab Center			1	100%	1
MEDEXPRESS URGENT CARE - ROSS TOWNSHIP		1			1
CVS IL2297652CV CHICAGO		1			1
DISCOVERY AT HOME, LLC			1	100%	1
ALLIANCE LABORATORY SERVICES			1	100%	1
INTERNAL MEDICINE ASSOCIATES		1			1
Kroger 353 - The Little Clinic Harpers Point		1			1
Kroger 825 - The Little Clinic Dorothy Lane		1			1
ORDRS, INC.			1	100%	1
UNITYPOINT HEALTH TRINITY			1	100%	1
CITRONELLE HEALTH AND REHABILITATION CENTER		1			1
ADVENTHEALTH PHYSICIAN GROUP - APPLEWOOD			1	100%	1
Vi at Aventura		1			1
Maple Lane Nursing Home		1			1
MEDERI CARETENDERS			1	100%	1
DIGESTIVE DISEASE CARE PC		1			1
MEADOWS PARK HEALTH AND REHABILITATION		1			1
MEDICAL ASSOCIATES OF BREVARD LLC		1			1
POETS WALK SARASOTA			1	100%	1
			1	100%	1
POMPANO BEACH ARTIFICIAL KIDNEY CENTER			1	100%	1
HYDE PARK MEDICAL CENTER		1			1
FAIRVIEW SOUTHDALE			1	100%	1
BIOMAT ORLANDO		1			1
ACCESS MEDICAL GROUP OF TAMPA INC			1	100%	1
RURAL/METRO MIDSOUTH,		1			1
CVS NV5286POCT HENDERSON		1			1
FREEPORT ER DOX URGENT CARE		1			1
CARESPOT - LEE VISTA			1	100%	1
Kroger 57 - The Little Clinic Jay C Charlestown		1			1
CVS IL4778POCT EVANSTON		1			1

# COVID-19: testing by laboratory

Data through Feb 8, 2021 verified as of Feb 9, 2021 at 09:25 AM

Data in this report are provisional and subject to change.

The numbers in the table below represent the number of Florida and non-Florida residents for whom test results were received by the Department of Health. A person can be tested by more than one laboratory and can have both positive and negative results. **Therefore, the sum of the numbers in each column will be larger than the total number of people tested.**

Reporting lab	Inconclusive	Negative	Positive	Percent positive	Total
NF Escambia, LLC DBA Olive BranchHealth and Rehabilitaion Center			1	100%	1
Florence Home		1			1
EVERGREEN NURSING HOME		1			1
Strasburg Care Center		1			1
MEDOR/ACC SYNCHRONY			1	100%	1
DIMMIT REGIONAL HOSPITAL			1	100%	1
FRANKLIN CBOC			1	100%	1
CARESPOT EXPRESS HEALTHCARE BOYNTON BEACH			1	100%	1
Walgreens #5065		1			1
CHI ST VINCENT LITTLE ROCK DIAGNOSTIC CLINIC			1	100%	1
ENZO LABS INC			1	100%	1
CLERMONT PEDIATRICS, PA			1	100%	1
COLOMBO'S PHARMACY		1			1
TAMPA HEALTH CARE PROVIDERS PA		1			1
Hillside Rehab and Care Center			1	100%	1
AFFILIATED LABORATORIES INC			1	100%	1
MOUNT SINAI MEDICAL CENTER OF FLORIDA, INC			1	100%	1
Wildwood Healthcare		1			1
BRUCE S WEST MD			1	100%	1
Shoreline Care Center			1	100%	1
Schenectady Center for Rehabilitation & Nursing		1			1
NEVADA DEPARTMENT OF HEALTH AND HUMAN SERVICES			1	100%	1
SACRED HEART HEALTH SYSTEM- MIDWIFE PROGRAM			1	100%	1
SOUTHWEST FLORIDA DIVISION LAB			1	100%	1
EAST TENNESSEE STATE UNIVERSITY		1			1
COMMUNITY HOSPITALS INDIANAPOLIS			1	100%	1
BOND COUNTY HEALTH DEPARTMENT			1	100%	1
Mercy Manor Transition Center			1	100%	1
VALUE DRUGS GREENLAWN INC		1			1
REGENTS PARK OF JACKSONVILLE			1	100%	1
NORTH SHORE MEDICAL CENTER - SALEM HOSPITAL			1	100%	1
VCU HEALTH SYSTEM AUTHORITY - MCV HOSPITALS			1	100%	1
NIBHA MEDIRATTA MD PL			1	100%	1
CVS IL5797POCT CAROL STREAM		1			1
ST JOHN'S HOME CARE			1	100%	1
NHC HealthCare St. Charles		1			1
Ramsey Village		1			1
ALLIED PHYSICIANS GROUP		1			1
USC VERDUGO HILLS HOSPITAL			1	100%	1
RAMBAM URGENT CARE			1	100%	1
INNOVATIVE GENOMICS, LLC			1	100%	1
ADVANCED CARDIOVASCULAR DIAGNOSTICS OF FL			1	100%	1
DIXIE REGIONAL MEDICAL CENTER			1	100%	1
SELECT MEDICAL CLINIC			1	100%	1
ANMED HEALTH MEDICAL CENTER			1	100%	1
MDS PHARMA SERVICES		1			1

# COVID-19: testing by laboratory

Data through Feb 8, 2021 verified as of Feb 9, 2021 at 09:25 AM

Data in this report are provisional and subject to change.

The numbers in the table below represent the number of Florida and non-Florida residents for whom test results were received by the Department of Health. A person can be tested by more than one laboratory and can have both positive and negative results. **Therefore, the sum of the numbers in each column will be larger than the total number of people tested.**

Reporting lab	Inconclusive	Negative	Positive	Percent positive	Total
SANTA CLARA VALLEY MEDICAL CENTER			1	100%	1
LABORATORIO BUENA SALUD			1	100%	1
IRA FIALKO DO			1	100%	1
Kroger 907 - The Little Clinic Holland		1			1
COBLESKILL REGIONAL HOSPITAL		1			1
Kroger 368 - The Little Clinic Frankfort West		1			1
HARRIS URGENT CARE CENTER			1	100%	1
MOUNT ST MARYS HOSPITAL OF NIAGARA FALLS			1	100%	1
BAYLOR SCOTT & WHITE MEDICAL SURGICAL CLINIC			1	100%	1
Victory Health and Rehabilitation			1	100%	1
ATHENA PLASTIC SURGERY		1			1
Walgreens #9278		1			1
BUFFALO VAMC			1	100%	1
BLACKBERRY CENTER, THE		1			1
PRIORITY CARE LLC			1	100%	1
SAN JOSE CLINIC		1			1
WATERTOWN URGENT CARE		1			1
Bon Secours Place			1	100%	1
CHI MEMORIAL HOSPITAL CHATTANOOGA			1	100%	1
EASTSIDE MEDICAL CLINIC		1			1
ELDER ALTERNATIVES INC			1	100%	1
CORDOVA FAMILY PRACTICE			1	100%	1
Eddy Memorial Geriatric Center		1			1
MEMORIAL HERMANN KATY HOSPITAL			1	100%	1
MOBILE MEDICAL CLINIC			1	100%	1
METROWEST MEDICAL CENTER - FRAMINGHAM			1	100%	1
MC DIAGNOSTIC OF CONNECTICUT, PC #252			1	100%	1
Carington Park			1	100%	1
APPLING NURSING & REHABILITATION PAVIL		1			1
SAINT LEO UNIVERSITY INCORPORATED			1	100%	1
EDGAR PRICE FAMILY & CHILDREN HEALTHCARE CENTER			1	100%	1
TENNOVA HEALTHCARE - CLEVELAND			1	100%	1
FLORIDA HOSPITAL ORMOND BEACH			1	100%	1
CVS TX10016POCT PRINCETON		1			1
MEDEXPRESS URGENT CARE - LAWRENCE		1			1
CVS TX7288POCT DALLAS		1			1
Kroger 395 - The Little Clinic Blanchester		1			1
Heartland Health Care Center Jacksonville			1	100%	1
EXCEPTIONAL EMERGENCY CENTER			1	100%	1
CVS MA957POCT WEST SPRINGFIELD		1			1
PHYSICIANS PRIMARY CARE LEHIGH PEDS			1	100%	1
777 URGENT CARE			1	100%	1
SPARTANBURG REGIONAL MEDICAL CENTER			1	100%	1
PROVIDENCE ST. PATRICK HOSPITAL			1	100%	1
MEDEXPRESS URGENT CARE, MOSSIDE		1			1
ELEMENTS PHARMACY			1	100%	1

# COVID-19: testing by laboratory

Data through Feb 8, 2021 verified as of Feb 9, 2021 at 09:25 AM

Data in this report are provisional and subject to change.

The numbers in the table below represent the number of Florida and non-Florida residents for whom test results were received by the Department of Health. A person can be tested by more than one laboratory and can have both positive and negative results. **Therefore, the sum of the numbers in each column will be larger than the total number of people tested.**

Reporting lab	Inconclusive	Negative	Positive	Percent positive	Total
RCP OF MEMORIAL WEST			1	100%	1
WEST VIRGINIA UNIVERSITY HOSPITALS			1	100%	1
ANSWERS RESOURCE FACILITY		1			1
MEDICAL CENTER OF CENTRAL GEORGIA			1	100%	1
SEASONS HOSPICE AND PALLIATIVE CARE OF			1	100%	1
WELL-KEY URGENT CARE SEVIERVILLE			1	100%	1
CLUB HEALTH AND REHABILITATION CENTER, THE		1			1
HOLSTON MEDICAL GROUP		1			1
TUNIS STREET GROUP HOME		1			1
REGIONAL MEDICAL LABORATORY			1	100%	1
HOLLAND COMMUNITY HOSPITAL		1			1
Memorial Health Care Center			1	100%	1
ARNOLD PALMER HOSPITAL LAB POCT		1			1
CVS KY4779POCT LOUISVILLE		1			1
PATHLAB SERVICES			1	100%	1
LIMA MEMORIAL HOSPITAL			1	100%	1
REFERENCE LABORATORY			1	100%	1
FLORIDA FAMILY LABORATORY		1			1
GENDERXPRESS/PICTURE ME PERFECT IMAGING			1	100%	1
FELD ENTERTAINMENT			1	100%	1
Redwood Springs Healthcare			1	100%	1
C V S / PHARMACY #833		1			1
COLONIAL VILLA GOOD SAMARITAN CENTER		1			1
Kroger 410 - The Little Clinic Trinity		1			1
MINUTECLINIC DIAGNOSTIC OF VIRGINIA, LLC #1980		1			1
BEAUMONT HOSPITAL, GROSSE POINTE			1	100%	1
ManorCare Rehab Center of Marietta		1			1
RABI SINHA, MD		1			1
NYU WINTHROP LABORATORY		1			1
SEACOAST PATHOLOGY PROFESSIONAL ASSOC		1			1
Trucare Living Centers - Columbus		1			1
ADVANCED URGENT CARE PLLC		1			1
MALUHIA		1			1
EVEXIA DIAGNOSTICS			1	100%	1
Longwood Community Living Center		1			1
MAURY REGIONAL MEDICAL CENTER		1			1
CARE STATION MEDICAL GROUP		1			1
DIVERSE MEDICAL CARE LLC			1	100%	1
QUICKCARE HEALTH, INC			1	100%	1
CLEVELAND CLINIC AKRON GENERAL			1	100%	1
Brookdale Southside			1	100%	1
CHILTON MEDICAL CENTER		1			1
CHC SOUTHWEST FLORIDA LAB-LIVE			1	100%	1
DEERFIELD BEACH REHABILITATION AND NURSING			1	100%	1
MARYWOOD NURSING CARE CENTER		1			1
CLINICAL CARE CENTER, INC			1	100%	1

# COVID-19: testing by laboratory

Data through Feb 8, 2021 verified as of Feb 9, 2021 at 09:25 AM

Data in this report are provisional and subject to change.

The numbers in the table below represent the number of Florida and non-Florida residents for whom test results were received by the Department of Health. A person can be tested by more than one laboratory and can have both positive and negative results. **Therefore, the sum of the numbers in each column will be larger than the total number of people tested.**

Reporting lab	Inconclusive	Negative	Positive	Percent positive	Total
MID FLORIDA BIOLOGICALS			1	100%	1
GOOD SAMARITAN SOCIETY - DE SMET		1			1
FAST PACE URGENT CARE			1	100%	1
BROOKDALE FORT MYERS LAKES PARK			1	100%	1
COLUMBIA CREST CARE & RAHAB		1			1
TEXAS HEALTH ARLINGTON MEMORIAL		1			1
Woodstock Nursing and Rehabilitation Center		1			1
PEDRO MENENDEZ HEALTH CENTER AT ST JOHNS			1	100%	1
FALKVILLE HEALTHCARE		1			1
COVENANT HEALTH		1			1
OMAHA VA MEDICAL CENTER			1	100%	1
BATESVILLE - SHERWOOD URGENT CARE			1	100%	1
LIBERTY HEALTH CENTER			1	100%	1
UNIVERSITY OF TEXAS AT EL PASO, THE			1	100%	1
PUBLIX PHARMACY #1114			1	100%	1
NORTH MANATEE HEALTH CARE CENTER			1	100%	1
PORTSMOUTH REG. HOSPITAL			1	100%	1
PERRY COUNTY NURSING HOME		1			1
ULTIMATE KIDNEY CARE			1	100%	1
OPTIMAL MEDICINE INC		1			1
CVS SC4286POCT EASLEY		1			1
ULTIMATE ANALYSIS LABORATORY			1	100%	1
PASTEUR MEDICAL CENTER LLC		1			1
ORMC-ARDEN/EOI			1	100%	1
GEORGETOWN URGENT CARE			1	100%	1
UPMC NORTHWEST HOSPITAL			1	100%	1
WELLOW URGENT CARE-OSWEGO			1	100%	1
OCALA REGIONAL DIALYSIS- NORTH			1	100%	1
FAYETTE MEDICAL CENTER LAB		1			1
WEST DADE PEDIATRICS			1	100%	1
The Palms Nursing and Rehabilitation		1			1
CLINICAL PATHOLOGY LABORATORIES SOUTHEAST INC			1	100%	1
QUALITY CLINICAL LAB LLC			1	100%	1
CAREWELL URGENT CARE FITCHBURG			1	100%	1
Bivins Pointe			1	100%	1
MODERN URGENT CARE			1	100%	1
NEW ERA COMMUNITY HEALTH CENTER LLC		1			1
BHS PHYSICIAN NETWORK			1	100%	1
NORTH FLORIDA CHILD DEVELOPMENT, INC			1	100%	1
LAKEVIEW REGIONAL HOSPITAL			1	100%	1
Waddell Nursing & Rehab Center		1			1
SYNERGENE LABORATORY			1	100%	1
CARDIOLOGY AND FITNESS MEDICINE		1			1
SKIN WELLNESS PHYSICIANS LLC		1			1
LEGACY AT HIGHWOODS PRESERVE		1			1
Kroger 523 - The Little Clinic Dickson			1	100%	1

# COVID-19: testing by laboratory

Data through Feb 8, 2021 verified as of Feb 9, 2021 at 09:25 AM

Data in this report are provisional and subject to change.

The numbers in the table below represent the number of Florida and non-Florida residents for whom test results were received by the Department of Health. A person can be tested by more than one laboratory and can have both positive and negative results. **Therefore, the sum of the numbers in each column will be larger than the total number of people tested.**

Reporting lab	Inconclusive	Negative	Positive	Percent positive	Total
CRUSADER COMMUNITY HEALTH			1	100%	1
MOSAIC MEDICAL CENTER MARYVILLE			1	100%	1
ST VINCENT'S AMBULATORY CARE INC			1	100%	1
VISTA DEL SOL MED ASSOC		1			1
NORTH MIAMI BEACH SURGICAL CENTER			1	100%	1
LEHIGH PULMONARY ASSOCIATES			1	100%	1
CARBON HEALTH			1	100%	1
Kroger 441 - The Little Clinic Middletown		1			1
LAKESIDE MEDICAL CENTER		1			1
Kroger 909 - The Little Clinic Hamilton			1	100%	1
HOCHBERG LOWER SCHOOL		1			1
NEW SMYRNA BEACH AMBULATORY CARE CTR			1	100%	1
ST. MARY MEDICAL CENTER		1			1
Lynwood		1			1
RAPID MEDLAB (002M0)		1			1
Crowne Place Assisted Living		1			1
PROFESSIONAL DIALYSIS CENTER			1	100%	1
SUREPOINT URGENT CARE PADRE ISLAND			1	100%	1
FAMILY MEDICAL CENTER		1			1
PATHOLOGYT & LAB MEDICINE SERVICES			1	100%	1
SPEARE MEMORIAL HOSPITAL			1	100%	1
ARIZONA STATE LABORATORY			1	100%	1
FLORIDA HEART AND VASCULAR MULTISPECIALTY GROUP PA			1	100%	1
Princeton Place			1	100%	1
NORTH SHORE HEMATOLOGY-ONCOLOGY ASSOCIATES PC		1			1
ROBERTS WESLEYAN COLLEGE HEALTH CENTE		1			1
BREVARD FAMILY WALK IN CLINIC			1	100%	1
CVS NV9586POCT RENO		1			1
ST. PETERSBURG PEDIATRICS-SEMINOLE			1	100%	1
LAKEWOOD RANCH MEDICAL GROUP LLC			1	100%	1
Kroger 596 - The Little Clinic Brentwood		1			1
Springdale Village		1			1
LAKE MARY DIALYSIS			1	100%	1
CVS TN7144POCT BARTLETT		1			1
HARDIN MEMORIAL HOSPITAL - HEARTLAND PATHOLOGY CONSULTANTS			1	100%	1
PEDIATRIC PARTNERS OF ZEPHYRHILLS PA			1	100%	1
Kroger - KRO03500568			1	100%	1
SOUTH COUNTY MEDICAL CENTER			1	100%	1
CVS MO5727POCT PLATTE CITY		1			1
PALM COAST DRAW STATION/AMERICAN HEALTH ASSOCIATES		1			1
UT HEALTH RIO GRANDE VALLEY PRIMARY CARE AT			1	100%	1
LABONE		1			1
MADISON FACILITY INC			1	100%	1
TRUMAN MEDICAL CENTER - HOSPITAL HILL			1	100%	1
AURORA HEALTH CARE METRO INC			1	100%	1
MISSOURI DEPT. OF HEALTH			1	100%	1

# COVID-19: testing by laboratory

Data through Feb 8, 2021 verified as of Feb 9, 2021 at 09:25 AM

Data in this report are provisional and subject to change.

The numbers in the table below represent the number of Florida and non-Florida residents for whom test results were received by the Department of Health. A person can be tested by more than one laboratory and can have both positive and negative results. **Therefore, the sum of the numbers in each column will be larger than the total number of people tested.**

Reporting lab	Inconclusive	Negative	Positive	Percent positive	Total
SOUTHEASTERN PATHOLOGY ASSOCIATES			1	100%	1
NATION'S BEST CARE HOME HEALTH			1	100%	1
Chateau Girardeau			1	100%	1
Kroger 524 - The Little Clinic Iron Bridge Road		1			1
Villages of St.Peters		1			1
Kroger 400 - The Little Clinic Hartley Bridge Rd			1	100%	1
Kroger 465 - The Little Clinic Oakley		1			1
TARRYTOWN PHARMACY			1	100%	1
DOCTORS CARE - GREER		1			1
EAST RIDGE RETIREMENT VILLAGE INC		1			1
Kroger 752 - The Little Clinic Central Station		1			1
JOHN D. ARCHBOLD MEMORIAL HOSPITAL			1	100%	1
CENTRAL ALABAMA HEALTH CARE SYSTEM			1	100%	1
MD NOW URGENT CARE			1	100%	1
FAMILY MEDICAL CENTRE			1	100%	1
DAYTONA BEACH DIALYSIS			1	100%	1
ABINGTON MEMORIAL HOSPITAL			1	100%	1
DONALSONVILLE HOSPITAL			1	100%	1
DOCTOR TODAY URGENT CARE			1	100%	1
BRISTOL CHILDRENS CLINIC			1	100%	1
CVS OH4300POCT STRONGSVILLE		1			1
HALIFAX HEALTH PRIMARY CARE			1	100%	1
CARENOW MIDTOWN			1	100%	1
BRONSON METHODIST HOSPITAL			1	100%	1
BAYCARE OUTREACH LAB WH SOUTH			1	100%	1
FLORIDA CLINICAL LABORATORY INC DBA			1	100%	1
MIAMI VASCULAR SURGERY			1	100%	1
NEMOURS CHILDREN'S PRIMARY CARE, ST CLOUD			1	100%	1
Garden Isle Healthcare and Rehabilitation Center		1			1
KATHY L ANDERSON DO PA			1	100%	1
Summit Medical Group Morristown Oncology		1			1
CVS OH3301POCT WOODMERE		1			1
ORLANDO HEALTH MEDICAL GROUP			1	100%	1
Kroger 350 - The Little Clinic New Cut Road		1			1
YOUTH HEALTH CENTER OF HUNTINGTON		1			1
MINUTE CLINIC DIAGNOSTIC PA			1	100%	1
BRADENTON DIALYSIS			1	100%	1
ST JOHN'S RIVERSIDE HOSPITAL		1			1
Lutheran Community at Telford		1			1
HEALTH ALLIANCE			1	100%	1
LCMC LAB SUBSECTION		1			1
UNDERGROUND FREE CLINIC		1			1
CATHEDRAL GERONTOLOGY CENTER DBA CATHEDRAL CARES			1	100%	1
OPTUM OF HIALEAH		1			1
KID FIXERS		1			1
FINLAY MEDICAL RESEARCH CORP			1	100%	1

# COVID-19: testing by laboratory

Data through Feb 8, 2021 verified as of Feb 9, 2021 at 09:25 AM

Data in this report are provisional and subject to change.

The numbers in the table below represent the number of Florida and non-Florida residents for whom test results were received by the Department of Health. A person can be tested by more than one laboratory and can have both positive and negative results. **Therefore, the sum of the numbers in each column will be larger than the total number of people tested.**

Reporting lab	Inconclusive	Negative	Positive	Percent positive	Total
BLUFFTON HEALTH CENTER			1	100%	1
INLET CONCIERGE MEDICINE			1	100%	1
CVS GA7064POCT STOCKBRIDGE		1			1
PENSACOLA PATHOLOGY		1			1
SANTA MONICA CA-UCLA MC			1	100%	1
AMD			1	100%	1
WAYNE COUNTY PUBLIC HEALTH		1			1
USF PHYSICIANS GROUP			1	100%	1
GATEWAY LABORATORIES		1			1
CVS TX3292POCT WYLIE		1			1
ACCESS FAMILY CARE LLC			1	100%	1
THEDACARE FAMILY MEDICINE GATEWAY			1	100%	1
GILBERT MEDICAL GROUP			1	100%	1
MED FIRST IMMEDIATE CARE AND FAMILY PRACTICE			1	100%	1
NORTH PALM CHIDRENS PHYSICIANS			1	100%	1
JACKSONVILLE VA OPC			1	100%	1
LEHIGH REGIONAL WOUND CENTER			1	100%	1
ISLAND NURSING HOME			1	100%	1
EASTGENE LABORATORIES		1			1
LUMICO LIFE INSURANCE COMPANY		1			1
ADVANCED LABORATORY SERVICES			1	100%	1
TREASURE COAST PRIMARY CARE		1			1
CVS CA9715POCT THOUSAND OAKS		1			1
PROVIDENCE ST PETER HOSPITAL		1			1
ENCOMPASS HEALTH REHABILITATION OF ALTAMONTE			1	100%	1
TRUCARE LIVING CENTERS - SELMA			1	100%	1
TITUSVILLE REHABILITATION AND NURSING CENTER		1			1
ST JOHN'S MEDICAL CENTER, TETON VILLAGE			1	100%	1
Hearthstone Nursing and Rehabilitation Center		1			1
SOLARIS HEALTHCARE PLANT CITY		1			1
PRISMA HEALTH TUOMEY LABORATORY			1	100%	1
CAREHERE LLC			1	100%	1
MORGAN STANLEY HEALTH CENTER		1			1
Good Samaritan Society - Albion		1			1
MEDEXPRESS URGENT CARE - TOPEKA, SW WANAMAKER RD		1			1
WALGREEN#12147		1			1
MEDICAL CITY NORTH HILLS			1	100%	1
Fairview			1	100%	1
APOLLOMDX LLC			1	100%	1
ROCKLEDGE HEALTH & REHABILITATION CENTER			1	100%	1
PALM WEST INTERNIST PA			1	100%	1
FIRST CARE OF GAINESVILLE			1	100%	1
TENNOVA ER - SANGO			1	100%	1
Kroger 929 - The Little Clinic Corryville		1			1
FLORIDA DEPARTMENT OF HEALTH IN CITRUS COUNTY		1			1
THE TOLEDO HOSPITAL			1	100%	1



# COVID-19: testing by laboratory

Data through Feb 8, 2021 verified as of Feb 9, 2021 at 09:25 AM

Data in this report are provisional and subject to change.

The numbers in the table below represent the number of Florida and non-Florida residents for whom test results were received by the Department of Health. A person can be tested by more than one laboratory and can have both positive and negative results. **Therefore, the sum of the numbers in each column will be larger than the total number of people tested.**

Reporting lab	Inconclusive	Negative	Positive	Percent positive	Total
Fulton County Medical Center Long Term Care			1	100%	1
Kroger 006 - The Little Clinic Uintah Gardens		1			1
Regency Square			1	100%	1
SPECTRUM LABORATORY			1	100%	1
Kroger 895 - The Little Clinic Green Hills		1			1
WEST BOYNTON DIALYSIS			1	100%	1
UNITED HEALTHCARE			1	100%	1
MEDONE URGENT CARE			1	100%	1
WINNIFRED ASSISTED LIVING FACILITY INC		1			1
HAVASU REGIONAL MEDICAL CENTER			1	100%	1
Court House Center		1			1
MEDEXPRESS URGENT CARE - PATRICK STREE			1	100%	1
MED-LAKE LABORATORY			1	100%	1
QC LABORATORY			1	100%	1
RESTORE MEDICAL PARTNERS PLLC			1	100%	1
BRUSHY CREEK FAMILY HOSPITAL			1	100%	1
BAPTIST MEDICAL PLAZA AT WESTCHESTER			1	100%	1
LIFEGUARD AMBULANCE SERVICE LLC - BAY COUNTY			1	100%	1
WESTEX URGENT CARE, PLLC			1	100%	1
OAKWOOD HOSPITAL - SOUTHSHORE			1	100%	1
BORINQUEN HEALTH CENTER			1	100%	1
Miller Health Care Center			1	100%	1
OHSU LABORATORY SERVICES		1			1
CVS NV5942POCT LAS VEGAS		1			1
HEARTLAND REGIONAL MEDICAL CENTER		1			1
Sears Coastal Nursing and Rehab		1			1
ST. LUKES HOSPITAL			1	100%	1
FAMILY MEDICAL CLINIC KENDALL LLC			1	100%	1
PREMIUM HOME HEALTH CARE INC			1	100%	1
HOME AIDE SVC OF EASTERN NY INC D/B/A		1			1
MEDICAL CLINIC OF HOUSTON			1	100%	1
LabCorp L#09258295 M#09258285			1	100%	1
AMERICAN LAB LLC		1			1
MISSISSIPPI VALLEY REGIONAL BLOOD CENTER			1	100%	1
1ST CHOICE URGENT CARE CENTER LLC			1	100%	1
QUEST DIAGNOSTICS INCORPORATED			1	100%	1
CONTINENTAL HOME HEALTH CARE INC			1	100%	1
Community Care Center of Heritage House, LLC			1	100%	1
AUTUMN HOUSE			1	100%	1
APS-SUMMIT CARE PHARMACY, LLC DBA OMNICARE		1			1
Chateau Living Center			1	100%	1
RAJ K PAI MD PA			1	100%	1
WRIGHT PATTERSON AFB MEDICAL CENTER			1	100%	1
WEST FLORIDA HOSPITAL LABORATORY			1	100%	1
NORDX			1	100%	1
MEDEXPRESS URGENT CARE - WESTFIELD, E MAIN ST			1	100%	1

# COVID-19: testing by laboratory

Data through Feb 8, 2021 verified as of Feb 9, 2021 at 09:25 AM

Data in this report are provisional and subject to change.

The numbers in the table below represent the number of Florida and non-Florida residents for whom test results were received by the Department of Health. A person can be tested by more than one laboratory and can have both positive and negative results. **Therefore, the sum of the numbers in each column will be larger than the total number of people tested.**

Reporting lab	Inconclusive	Negative	Positive	Percent positive	Total
PEDIATRIC ASSOCIATES - MIAMI LAKES		1			1
CVS IL2798POCT CHICAGO			1	100%	1
WATERS EDGE ELEMENTARY SCHOOL			1	100%	1
MED CHOICE CENTER OF NORTH MIAMI			1	100%	1
Long Beach Care Center			1	100%	1
Rehab Select of Talladega		1			1
MORSELIFE HOME CARE INC			1	100%	1
NORWALK HOSPITAL			1	100%	1
MANOR CARE OF DELRAY BEACH FL LLC		1			1
BLOOD SYSTEMS LABORATORIES			1	100%	1
THE CHRIST HOSPITAL			1	100%	1
ALPHA 1 ANTITRYPSIN RESEARCH PROGRAM			1	100%	1
HILTON HEAD HOSPITAL/INPATIENT			1	100%	1
GOOD SAMARITAN SOCIETY-FOREST CITY		1			1
KIOSK MEDICINE OF KENTUCKY LLC		1			1
Central Park Healthcare & Rehabilitation Center		1			1
CELEBRATION HOSPITAL			1	100%	1
ENCOMPASS HEALTH REHABILITATION			1	100%	1
SACRED HEART HOSPITAL NURSING			1	100%	1
LEELANAU OPCO, LLC		1			1
ST. JOHN HOSPITAL & MEDICAL CENTER			1	100%	1
ADVENTHEALTH MEDICAL GROUP FAMILY AND INTERNAL			1	100%	1
SPHERE DX			1	100%	1
SOUTHERN SPRINGS HEALTH CARE		1			1
Kroger 379 - The Little Clinic Stony Brook		1			1
SUMMIT LABORATORY			1	100%	1
BAPTIST MINOR MEDICAL CENTER			1	100%	1
AMICUS MEDICAL CENTER LLC			1	100%	1
ALPHA CLINICAL LABORATORY CORP.			1	100%	1
SOUTH FLORIDA RESEARCH ORGANIZATION			1	100%	1
Village Green Health & Rehabilitation		1			1
Big River Nursing and Rehab		1			1
ELKHART GENERAL HOSPITAL			1	100%	1
SONNI'S PEDIATRICS			1	100%	1
MISSION HOSPITAL - MEMORIAL CAMPUS			1	100%	1
CVS MO8595POCT RAYMORE		1			1
SIGNATURE CARE MEMORIAL CITY			1	100%	1
MEMORIALCARE LONG BEACH MEDICAL CENTER			1	100%	1
CONCORDIA MANOR			1	100%	1
WASHINGTONVILLE PHARMACY INC		1			1
BIOMERIEUX			1	100%	1
SOUTHWEST REGIONAL PCR LABORATORY			1	100%	1
COMMUNITY			1	100%	1
ASPIRUS WAUSAU HOSPITAL			1	100%	1
CLARKSVILLE HEALTH SYSTEM			1	100%	1
ROYAL CARE MEDICAL CENTER			1	100%	1

# COVID-19: testing by laboratory

Data through Feb 8, 2021 verified as of Feb 9, 2021 at 09:25 AM

Data in this report are provisional and subject to change.

The numbers in the table below represent the number of Florida and non-Florida residents for whom test results were received by the Department of Health. A person can be tested by more than one laboratory and can have both positive and negative results. **Therefore, the sum of the numbers in each column will be larger than the total number of people tested.**

Reporting lab	Inconclusive	Negative	Positive	Percent positive	Total
Kroger 667 - The Little Clinic Litchfield Park		1			1
CVS NV3210POCT LAS VEGAS		1			1
CHESAPEAKE REGIONAL MEDICAL CENTER			1	100%	1
EDWARD HOSPITAL			1	100%	1
CLEVELAND CLINIC OUTPATIENT LABORATORY			1	100%	1
UMASS MEMORIAL MEDICAL CENTER, INC		1			1
HCL LABORATORIES			1	100%	1
AURORA MEDICAL CENTER-KENOSHA			1	100%	1
FHPG SURGICAL ASSOCIATES OF EAST PASCO			1	100%	1
Carrollton Manor Inc		1			1
CVS OH6167POCT ASHLAND		1			1
Advanced Rehabilitation of Vernon		1			1
Pinnacle Assisted Living			1	100%	1
QLABS			1	100%	1
FRESENIUS SOUTH FORT MYERS		1			1
MINUTECLINIC DIAG OF IND, LLC #4368		1			1
LAKE LURE HEALTH CENTER			1	100%	1
IM&P WELLNES CENTER			1	100%	1
HALIFAX HEALTH PRIMARY CARE ORMOND			1	100%	1
BROADWAY HEALTH FLORIDA MEDICAL CLINIC URGENT CARE			1	100%	1
Walgreens #3661		1			1
SWIFTCARE URGENT CARE, PLLC			1	100%	1
STERLING HOUSE OF PORT ORANGE		1			1
Cottage of the Shoals		1			1
CHILDRENS SPECIALIST PEDIATRIC PULMMOLOGY &			1	100%	1
NEW YORK CITY DEPARTMENT OF HEALTH			1	100%	1
PEDIATRIC URGENT CARE CENTR OF FORT WORTH-LA GRAN			1	100%	1
CAROLINAS HEALTHCARE SYSTEM LAB			1	100%	1
BETHESDA HEALTH PHYSICIANS GROUP		1			1
XSTREMEMD			1	100%	1
FLAGLER COUNTY BOARD OF COUNTY COMMISSIONERS			1	100%	1
CVS HEALTH, #5962		1			1
CARTERSVILLE MEDICAL CENTER			1	100%	1
WY RETIREMENT CENTER		1			1
EILEEN TURBESSI MD PA		1			1
RED BUG LAKE ROAD OVIEDO COVID			1	100%	1
WELLMED AT LINEBAUGH AVE			1	100%	1
KIDS CARE PEDIATRICS PA			1	100%	1
DOCTORS CARE - AIKEN MALL			1	100%	1
BRIAN C GRINER MD LLC			1	100%	1
Kroger 531 - The Little Clinic Waterville		1			1
CVS AZ69POCT PEORIA		1			1
OHIOHEALTH URGENT CARE			1	100%	1
MEMORIAL HEALTH SYSTEM		1			1
KENNEDY BOULEVARD DIALYSIS			1	100%	1
PRIMARY CARE GROUP LLC		1			1

# COVID-19: testing by laboratory

Data through Feb 8, 2021 verified as of Feb 9, 2021 at 09:25 AM

Data in this report are provisional and subject to change.

The numbers in the table below represent the number of Florida and non-Florida residents for whom test results were received by the Department of Health. A person can be tested by more than one laboratory and can have both positive and negative results. **Therefore, the sum of the numbers in each column will be larger than the total number of people tested.**

Reporting lab	Inconclusive	Negative	Positive	Percent positive	Total
RIDGEFIELD PEDIATRIC ASSOCIATES		1			1
DSI LABORATORIES-NAPLES-7TH			1	100%	1
NORTH PALM BEACH DIALYSIS CENTER			1	100%	1
LITTLE COMPANY OF MARY HOSPITAL			1	100%	1
INTERNAL MEDICINE EMILIA MURRAY MD PA		1			1
MERITUS MEDICAL CENTER			1	100%	1
MISSOURI DEPARTMENT OF HEALTH AND SENIOR SERVICES - STATE PH LAB		1			1
PRACTITIONERS IN MOTION			1	100%	1
WEST CARVER MEDICAL ASSOCIATES		1			1
DAYTONA BEACH HEALTH AND REHAB CENTER		1			1
NICKLAUS CHILDREN'S DORAL OUTPATIENT CENTER			1	100%	1
SILVERMAN			1	100%	1
BETHESDA DIALYSIS			1	100%	1
PHYSICIANS URGENT CARE			1	100%	1
MINUTECLINIC DIAGNOSTIC OF NEW MEXICO LLC #7552		1			1
ADVENTHEALTH MEDICAL GROUP PEDIATRICS DIABETES &			1	100%	1
JUPITER PEDIATRIC ASSOCIATES, PA			1	100%	1
TMH PHYSICIAN PARTNERS QUINCY			1	100%	1
LEVY COUNTY DEPT. OF PUBLIC SAFETY			1	100%	1
RIDGE OPTUM FLORIDA			1	100%	1
LOUISIANA STATE LAB			1	100%	1
TRAFALGAR DIALYSIS			1	100%	1
CVS OH2486POCT NILES			1	100%	1
ALLEGHENY GENERAL HOSPITAL			1	100%	1
NORTH FLORIDA FAMILY MEDICINE			1	100%	1
BELLMORE PEDIATRICS		1			1
Vista Park			1	100%	1
PHYSICIAN ASSOCIATES, LLC			1	100%	1
HEALTH FIRST HOME CARE		1			1
COLLINS NURSING HOME		1			1
PROMUS DIAGNOSTICS, LLC			1	100%	1
Kroger - KR070300083			1	100%	1
CENTRAL JERSEY URGENT CARE		1			1
FLORHAM PARK ENDOSCOPY CENTER		1			1
MINUTE CLINIC DIAGNOSTICS OF IN, LLC #6252		1			1
LAS PALMAS MEDICAL CENTER			1	100%	1
PHYSICIANS IMMEDIATE CARE			1	100%	1
GOLDING-GRANADO MEDICAL ASSOCIATES		1			1
MEDAC AT PORTERS NECK			1	100%	1
RESIDENCES AT MIAMI / REIGN GARDENS LLC, THE			1	100%	1
LYSTER MAIN LAB, FT RUCKER		1			1
LADY OF THE SEA HOSPITAL LAB			1	100%	1
MY URGENT CARE CLINIC			1	100%	1
UF HEALTH THE VILLAGES			1	100%	1
SELF REGIONAL HEALTHCARE			1	100%	1
ACCOMPLISHED HOME CARE		1			1

# COVID-19: testing by laboratory

Data through Feb 8, 2021 verified as of Feb 9, 2021 at 09:25 AM

Data in this report are provisional and subject to change.

The numbers in the table below represent the number of Florida and non-Florida residents for whom test results were received by the Department of Health. A person can be tested by more than one laboratory and can have both positive and negative results. **Therefore, the sum of the numbers in each column will be larger than the total number of people tested.**

Reporting lab	Inconclusive	Negative	Positive	Percent positive	Total
CVS AZ5892POCT LAVEEN		1			1
DR PHILLIPS CENTER FOR WELLNESS		1			1
AFTER HOURS CLINIC			1	100%	1
TRAVIS LEE THOMPSON MD			1	100%	1
HIDALGO FAMILY CLINIC			1	100%	1
HEALTH FIRST MEDICAL GROUP LLC			1	100%	1
DOCTORS HEARING			1	100%	1
CVS TX7675POCT RED OAK			1	100%	1
CVS IN8669POCT INDIANAPOLIS		1			1
RAPID CITY REGIONAL HOSPITAL -579 ATTN. LABORATORY		1			1
MEDEXPRESS URGENT CARE - ST CLAIR, CLOVER DR.		1			1
URGENT CARE CENTER OF PORT ORANGE LLC			1	100%	1
NEW YORK PRESBYTERIAN HOSPITAL			1	100%	1
EMERALD COAST PEDIATRICS & ADOL			1	100%	1
SMITH KLINE			1	100%	1
FRASER MEMORIAL HOSPITAL			1	100%	1
PIONEER CLINICAL RESEARCH LLC			1	100%	1
CROSS CREEK HEALTH CARE		1			1
HARMONY HEALTHCARE ORLANDO INC		1			1
Bethany Manor		1			1
HOWELL BRANCH COURT			1	100%	1
PARK AVENUE DERMATOLOGY NORTH			1	100%	1
DAVITA DIALYSIS-NORTH			1	100%	1
BAXTER REGIONAL MEDICAL CENTER			1	100%	1
UNIVERSITY OF ILLINOIS VETERINARY DIAG		1			1
ANY LAB TEST NOW JACKSONVILLE		1			1
ENCOMPASS HEALTH HOME HEALTH		1			1
JFK INTERNAL MEDICINE FACULTY PRACTICE			1	100%	1
MELBOURNE URGENT CARE			1	100%	1
ELLIS HOSPITAL URGENT CARE CENTER LAB		1			1
SOUTHERN WINDS			1	100%	1
LABTEST LLC LABTEST DIAGNOSTICS			1	100%	1
Waycross Health and Rehabilitation		1			1
MIL LAKE HEALTHCARE CENTER INC PEDIATRICS			1	100%	1
CONSOLIDATED			1	100%	1
Kroger 49 - The Little Clinic Wichita - 21st St.			1	100%	1
SUTTER GOULD MEDICAL FOUNDATION			1	100%	1
EVENING PEDIATRICS INC			1	100%	1
LARKIN COMMUNITY HOSPITAL PALM SPRINGS CAMPUS			1	100%	1
MEDEX CLINIC LLC			1	100%	1
HAPPY KIDZ PEDIATRICS PL			1	100%	1
CORPUS CHRISTI MEDICAL CENTER			1	100%	1
NEW ERA HEALTH CENTER INC		1			1
RIVIERA BEACH HEALTH CENTER LAB			1	100%	1
MEMORIAL HERMANN SOUTHWEST HOSPITAL			1	100%	1
SARHA DOCTORS CENTER			1	100%	1

# COVID-19: testing by laboratory

Data through Feb 8, 2021 verified as of Feb 9, 2021 at 09:25 AM

Data in this report are provisional and subject to change.

The numbers in the table below represent the number of Florida and non-Florida residents for whom test results were received by the Department of Health. A person can be tested by more than one laboratory and can have both positive and negative results. **Therefore, the sum of the numbers in each column will be larger than the total number of people tested.**

Reporting lab	Inconclusive	Negative	Positive	Percent positive	Total
Vibrantlife of El Paso Rehabilitation Center			1	100%	1
TALLAHASSEE PRIMARY CARE ASSOCIATES PA			1	100%	1
ARLINGTON ADULT RESIDENTIAL FACILITY, INC			1	100%	1
BMC/NASSAU			1	100%	1
PARTNERS IN PRIMARY CARE		1			1
EXPRESS CARE OF OCALA			1	100%	1
SUNCOAST COMMUNITY HEALTH CENTERS INC		1			1
CVS MINUTE CLINIC #5836		1			1
NHC Chattanooga			1	100%	1
DW MCMILLAN MEMORIAL HOSPITAL LABORATORY			1	100%	1
SOWAL HEALTH & DRUG			1	100%	1
COMMONWEALTH OF VIRGINIA DIVISION OF CONSOLIDATED LABORATORY SERVICES			1	100%	1
DAUGHTERS OF SARAH NURSING CENTER		1			1
TRIPLE O MEDICAL SERVICES INC			1	100%	1
MEDICAL CENTER			1	100%	1
BARRINGTON TERRACE NAPLES			1	100%	1
DORA HOME CARE			1	100%	1
KANA MEDICAL			1	100%	1
PALMA CEIA MED GROUP-SWANN		1			1
FAIRFIELD MEDICAL CENTER			1	100%	1
Kroger 419 - The Little Clinic Farmington/Exeter		1			1
Kroger 777 - The Little Clinic Shelbyville		1			1
ST JOHNS MEDICAL CENTER		1			1
SUSAN F. WILLIAMS M.D., P.A.			1	100%	1
WELLPATH			1	100%	1
MISSION HOSPITAL			1	100%	1
Kroger - KR070600172		1			1
HEALTH MED HOME CARE, LLC		1			1
Manor Care Health Care Services - Williamsport North		1			1
DOCTORS MEMORIAL HOSP HOME HEALTH CARE		1			1
Birmingham Nursing and Rehabilitation East LLC		1			1
MEDCOR INC			1	100%	1
MEDEXPRESS URGENT CARE - MYLAN			1	100%	1
MINUTECLINIC # 21110			1	100%	1
AUTUMN CARE OF STATESVILLE, LLC		1			1
Kroger 753 - The Little Clinic Goss Avenue		1			1
MERITER LABORATORIES			1	100%	1
ROSE MEDICAL CENTER LAB			1	100%	1
BAPTIST HOSPITAL LABORATORY			1	100%	1
MYCLINIC, INC			1	100%	1
ELITE MEDICAL LABORATORY SOLUTIONS LLC			1	100%	1
NULEASE MEDICAL SOLUTIONS			1	100%	1
CLINICAL TRIALS OF TAMPA LLC		1			1
DEVANSH LAB WORKS		1			1
DAVENPORT PEDIATRICS PA			1	100%	1
HAWTHORNE HEALTH AND REHABILITATION			1	100%	1

# COVID-19: testing by laboratory

Data through Feb 8, 2021 verified as of Feb 9, 2021 at 09:25 AM

Data in this report are provisional and subject to change.

The numbers in the table below represent the number of Florida and non-Florida residents for whom test results were received by the Department of Health. A person can be tested by more than one laboratory and can have both positive and negative results. **Therefore, the sum of the numbers in each column will be larger than the total number of people tested.**

Reporting lab	Inconclusive	Negative	Positive	Percent positive	Total
CVS NC3853POCT BURLINGTON		1			1
CVS NC3803POCT MOORESVILLE		1			1
Villa Maria			1	100%	1
TILLAMOOK COUNTY GENERAL HOSPITAL LAB		1			1
MEDEXPRESS URGENT CARE, EDWARDSVILLE		1			1
MEDSTAR URGENT CARE, LLC			1	100%	1
VETERANS AFFAIRS MEDICAL CENTER - EAST ORANGE			1	100%	1
KETAMINE HEALTH CENTERS AT BONITA SPRINGS, LLC		1			1
Bolingreen Health and Rehabilitation		1			1
Walgreens #5421		1			1
CLIFTON-FINE HOSPITAL LABORATORY		1			1
ST JOSEPH'S HOSPITAL NORTH LABORATORY			1	100%	1
CORNERSTONE OF RECOVERY INC		1			1
KNOX COMMUNITY HOSPITAL			1	100%	1
INTEGRATED GENETICS SEQUENOM		1			1
PASCO COUNTY HEALTH DEPARTMENT			1	100%	1
LEGACY ER AND URGENT CARE			1	100%	1
ALTA BATES SUMMIT MEDICAL CENTER CLINICAL LAB			1	100%	1
COLLIER BLVD HMA PHYSICIANS MANAGEMENT LLC			1	100%	1
MOBILE INFIRMARY MEDICAL CENTER			1	100%	1
MT CARMEL PHARMACY INC		1			1
MEDTOWN PHARMACY			1	100%	1
COX HEALTH SOUTH LAB			1	100%	1
MEDEXPRESS URGENT CARE - WAYNESBURG		1			1
NASSAU COUNTY HEALTH DEPARTMENT-FERNANDINA BEACH C		1			1
Glen Oaks Health and Rehabilitation		1			1
CIMA MEDICAL CENTER			1	100%	1
MARINA DEL REY HOSPITAL LAB			1	100%	1
EUGENE T FINAN, MD			1	100%	1
ST VINCENTS AMBULATORY CARE INC			1	100%	1
NEMOURS CHILDREN'S PRIMARY CARE			1	100%	1
ST JOHNS PEDIATRICS PA		1			1
DORAL KIDNEY CENTER			1	100%	1
Valley View Health and Rehabilitation, LLC		1			1
CHILDREN'S MEDICAL CENTER-EAST ORLANDO			1	100%	1
TRIHEALTH			1	100%	1
ADVANCED RESEARCH AND DIAGNOSTIC LABORATORY UNIVERSITY OF MINNESOTA			1	100%	1
ENCOMPASS HEALTH REHABILITATION HOSPITAL OF MIAMI			1	100%	1
STAMFORD HOSPITAL			1	100%	1
ASHLEY CLINICAL DIAGNOSTIC LABORATORY			1	100%	1
ATLANTIC DIAGNOSTICS			1	100%	1
CERMAK HEALTH SERVICES			1	100%	1
SIGNATURE CARE COLLEGE STATION			1	100%	1
NSPIRE HEALTHCARE PLANTATION			1	100%	1
Piqua Manor		1			1
LAKELAND REGIONAL HEALTH GRASSLANDS		1			1

# COVID-19: testing by laboratory

Data through Feb 8, 2021 verified as of Feb 9, 2021 at 09:25 AM

Data in this report are provisional and subject to change.

The numbers in the table below represent the number of Florida and non-Florida residents for whom test results were received by the Department of Health. A person can be tested by more than one laboratory and can have both positive and negative results. **Therefore, the sum of the numbers in each column will be larger than the total number of people tested.**

Reporting lab	Inconclusive	Negative	Positive	Percent positive	Total
Juniper Village at Bucks County		1			1
DESERT HOSPITAL/CPHU CLINICAL LABORATORY			1	100%	1
Orange City Nursing and Rehab Center			1	100%	1
WALGREENS #10854		1			1
NEW RIVER HEALTH DISTRICT			1	100%	1
Kroger 367 - The Little Clinic Walton		1			1
MEDCARE QUALITY MEDICAL CENTER LLC			1	100%	1
ASCENSION ST VINCENT'S - WESTSIDE			1	100%	1
Kroger 101 - The Little Clinic Hill Top		1			1
NORTHSIDE FAMILY MEDICINE		1			1
DEACONESS URGENT CARE CENTER			1	100%	1
HPH HOME CARE			1	100%	1
LAKEVIEW HEALTH CARE SYSTEM LLC			1	100%	1
Smg/North Jersey Hematology & Oncology		1			1
REELFOOT FAMILY WALK-IN CLINIC		1			1
BASCOM PALMER EYE INSTITUTE			1	100%	1
PATHOLOGY		1			1
MAYO CLINIC BEACHES PRIMARY CARE CTR		1			1
SIMPLY HEALTHCARE AND WELLNESS CLINIC, PC			1	100%	1
GENESEE COUNTY HEALTH DEPARTMENT		1			1
MINUTECLINIC, LLC #07876			1	100%	1
EASTSIDE URGENT CARE			1	100%	1
MEDSTAR HEALTH URGENT CARE			1	100%	1
MEDCOR CORPORATE CLINIC			1	100%	1
Senatobia Healthcare & Rehab		1			1
HUMC		1			1
CAREHERE HUDSON BAY			1	100%	1
ARIZA WELLNESS CARE LLC			1	100%	1
Sunnybrook Rehabilitation Center			1	100%	1
TREASURE COAST COMMUNITY HEALTH INC			1	100%	1
ROYAL PALM PEDIATRICS			1	100%	1
LABTOX LABORATORIES			1	100%	1
FIU HEALTH CARE CENTER			1	100%	1
MINUTECLINIC DIAG OF IND, LLC #6250		1			1
CVS CT288POCT BRISTOL		1			1
SKY RIDGE MEDICAL CENTER - MICRO			1	100%	1
SHAMRA MEDICAL LABORATORY			1	100%	1
LAMARQUE DIALYSIS			1	100%	1
C A R E S		1			1
Kroger 699 - The Little Clinic Smyrna		1			1
CENTRAL JERSEY URGENT CARE OF EATONTOW		1			1
ABBOTT LABORATORIES - OCCUPATIONAL HEALTH SERVICES			1	100%	1
INDIANA STATE DEPARTMENT OF HEALTH CLINIC MICROBIOLOGY		1			1
BAPTIST HEALTH EXPRESS CARE			1	100%	1
MARYLAND DEPARTMENT OF HEALTH AND MENTAL HYGIENE-LABORATORIES			1	100%	1
<b>Total</b>	<b>83,222</b>	<b>15,329,888</b>	<b>2,297,581</b>	<b>13%</b>	<b>17,710,691</b>