

# COVID-19: summary of cases and monitoring

Data through Feb 13, 2021 verified as of Feb 14, 2021 at 09:25 AM

Data in this report are provisional and subject to change.

Cases: people with positive PCR or antigen test result	
Total cases	1,827,373
Florida residents	1,794,155
Non-Florida residents	33,218
Type of testing	
Florida residents	1,794,155
Positive by BPHL/CDC	65,945
Positive by commercial/hospital lab	1,728,210
PCR positive	1,467,690
Antigen positive	326,465
Non-Florida residents	33,218
Positive by BPHL/CDC	835
Positive by commercial/hospital lab	32,383
PCR positive	23,233
Antigen positive	9,985
Characteristics	
Florida residents hospitalized	76,109
Florida resident deaths	28,779
Non-Florida resident deaths	496
Hospitalized counts include anyone who was hospitalized at some point during their illness. It does not reflect the number of people currently hospitalized.	
More information on deaths identified through death certificate data is available on the National Center for Health Statistics website at <a href="http://www.cdc.gov/nchs/nvss/vsrr/COVID19/index.htm">www.cdc.gov/nchs/nvss/vsrr/COVID19/index.htm</a> .	

Cases: people with positive PCR or antigen test result	
Risk factors for Florida residents	
Traveled	14,405
Contact with a known case	682,460
Traveled and contact with a known case	19,653
Neither	1,077,637
No travel and no contact	206,572
Travel is unknown	636,079
Contact is unknown	392,620
Contact is pending	417,335
Travel can be unknown and contact can be unknown or pending for the same case, these numbers will sum to more than the "neither" total.	

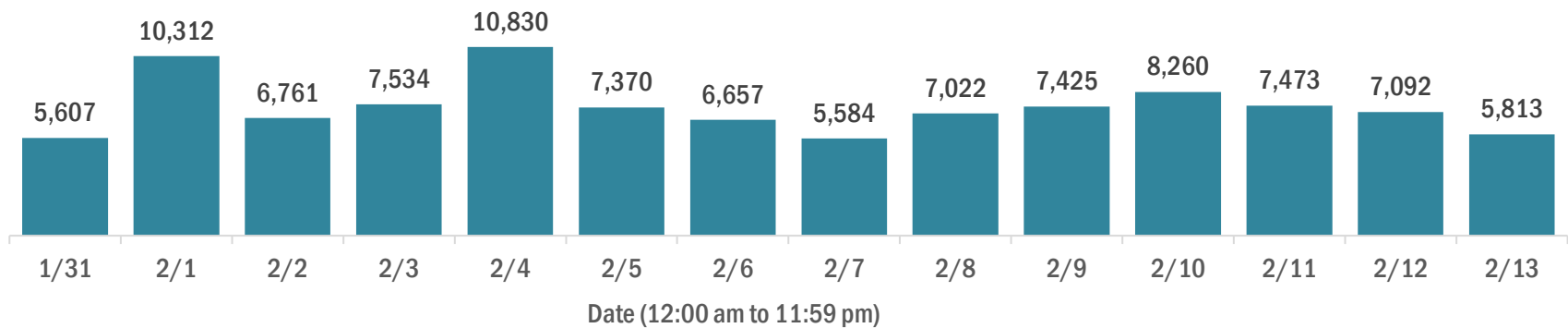
# COVID-19: summary of laboratory testing

Data through Feb 13, 2021 verified as of Feb 14, 2021 at 09:25 AM

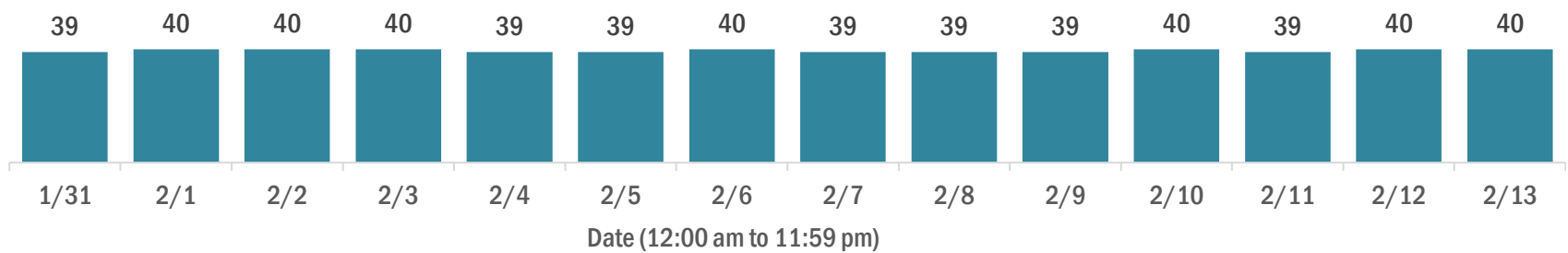
Data in this report are provisional and subject to change.

## Cases in Florida residents per day for the past 2 weeks

Number of cases per day



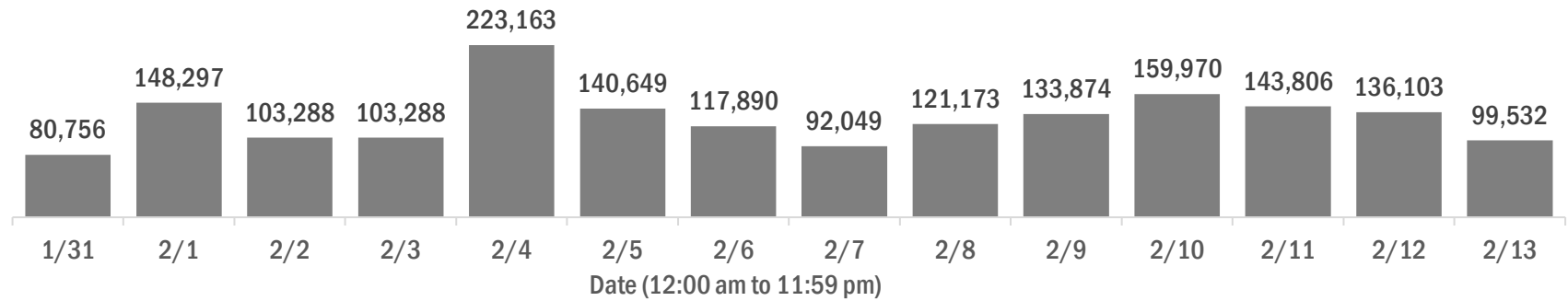
Median age of cases by day



## Laboratory testing for Florida residents over the past 2 weeks

### Number of Florida residents tested per day

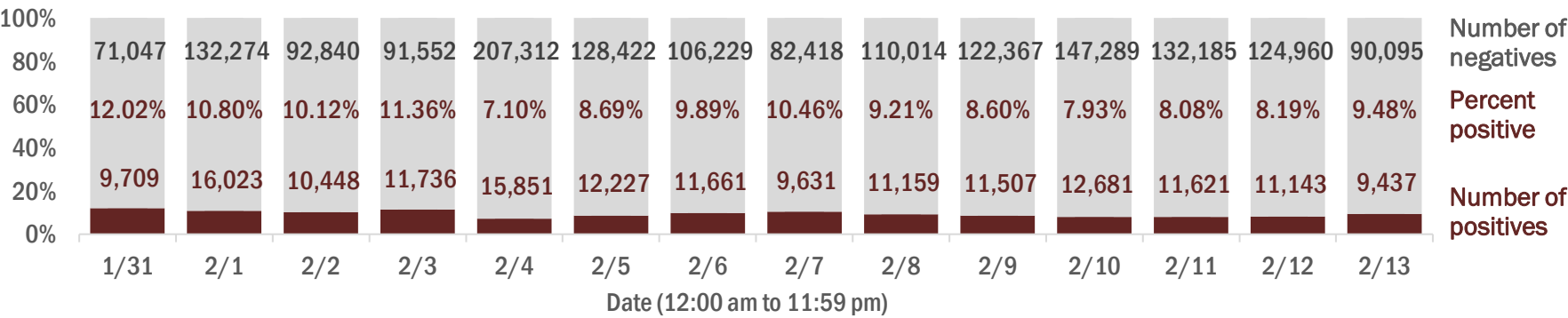
These counts include the number of people for whom the Department received PCR or antigen laboratory results by day. People tested on multiple days will be included for each day a new result was received. A person is only counted once for each day they are tested, regardless of whether multiple specimens are tested or multiple results are received.



### Number and percent of Florida residents with positive test results

The percent of positive results ranged from 7.10% to 12.02% over the past 2 weeks and was 9.48% yesterday.

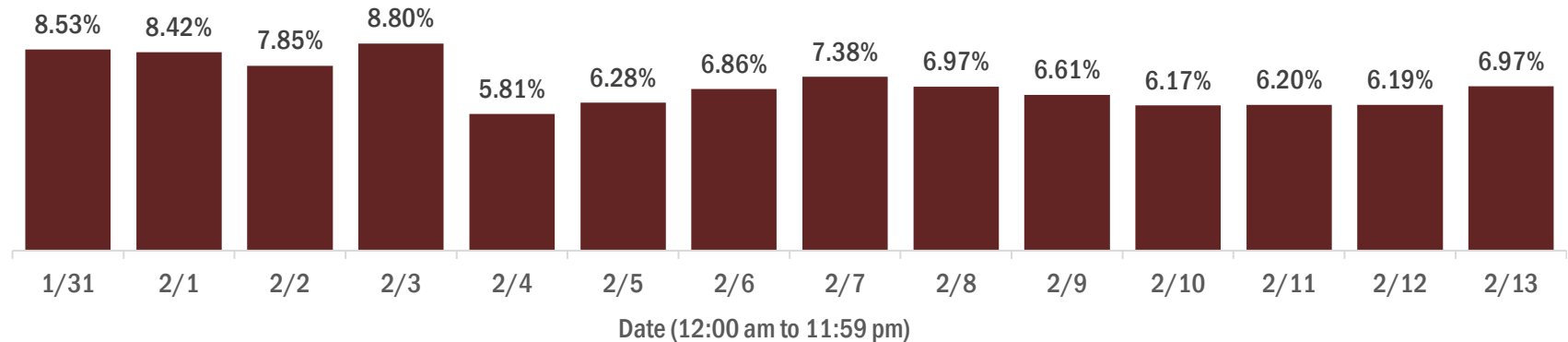
These counts include the number of people for whom the Department received PCR or antigen laboratory results by day. People tested on multiple days will be included for each day a new result was received. A person is only counted once for each day they are tested, regardless of whether multiple specimens are tested or multiple results are received. If a person has a positive specimen and a negative specimen in the same day, only the positive result is counted.



### Percent positivity for new cases in Florida residents

The percent of positive results ranged from 5.81% to 8.80% over the past 2 weeks and was 6.97% yesterday.

This percent is the number of people who test PCR- or antigen-positive for the first time divided by all the people tested that day, excluding people who have previously tested positive.



# COVID-19: characteristics of 1,794,155 Florida resident cases

Data through Feb 13, 2021 verified as of Feb 14, 2021 at 09:25 AM

Data in this report are provisional and subject to change.

Age group	Cases		Hospitalizations		Deaths	
0-4 years	34,957	<div><div></div></div> 2%	494	<div><div></div></div> 1%	0	0%
5-14 years	107,719	<div><div></div></div> 6%	470	<div><div></div></div> 1%	5	0%
15-24 years	275,976	<div><div></div></div> 15%	1,876	<div><div></div></div> 2%	39	0%
25-34 years	312,634	<div><div></div></div> 17%	3,722	<div><div></div></div> 5%	148	1%
35-44 years	277,716	<div><div></div></div> 15%	5,610	<div><div></div></div> 7%	435	2%
45-54 years	273,589	<div><div></div></div> 15%	8,678	<div><div></div></div> 11%	1,069	4%
55-64 years	236,486	<div><div></div></div> 13%	12,830	<div><div></div></div> 17%	3,055	11%
65-74 years	150,219	<div><div></div></div> 8%	15,879	<div><div></div></div> 21%	6,090	21%
75-84 years	83,713	<div><div></div></div> 5%	15,797	<div><div></div></div> 21%	8,771	30%
85+ years	39,895	<div><div></div></div> 2%	10,748	<div><div></div></div> 14%	9,167	32%
Unknown	1,251	<div><div></div></div> 0%	5	<div><div></div></div> 0%	0	0%
Total	1,794,155		76,109		28,779	

Gender	Cases	
Female	937,831	<div><div></div></div> 52%
Male	842,963	<div><div></div></div> 47%
Unknown	13,361	<div><div></div></div> 1%
Total	1,794,155	

Ethnicity	Cases		Hospitalizations		Deaths	
Hispanic	567,024	<div><div></div></div> 32%	19,431	<div><div></div></div> 26%	6,669	<div><div></div></div> 23%
Non-Hispanic	852,372	<div><div></div></div> 48%	52,843	<div><div></div></div> 69%	20,078	<div><div></div></div> 70%
Unknown	374,759	<div><div></div></div> 21%	3,835	<div><div></div></div> 5%	2,032	<div><div></div></div> 7%
Total	1,794,155		76,109		28,779	

Race and ethnicity	Cases		Hospitalizations		Deaths	
White	994,664	<div><div></div></div> 55%	49,410	<div><div></div></div> 65%	20,885	<div><div></div></div> 73%
Hispanic	377,734	<div><div></div></div> 21%	13,721	<div><div></div></div> 18%	5,233	<div><div></div></div> 18%
Non-Hispanic	540,979	<div><div></div></div> 30%	34,097	<div><div></div></div> 45%	14,645	<div><div></div></div> 51%
Unknown	75,951	<div><div></div></div> 4%	1,592	<div><div></div></div> 2%	1,007	<div><div></div></div> 3%
Black	236,434	<div><div></div></div> 13%	15,834	<div><div></div></div> 21%	4,606	<div><div></div></div> 16%
Hispanic	13,601	<div><div></div></div> 1%	659	<div><div></div></div> 1%	187	<div><div></div></div> 1%
Non-Hispanic	202,549	<div><div></div></div> 11%	14,834	<div><div></div></div> 19%	4,245	<div><div></div></div> 15%
Unknown	20,284	<div><div></div></div> 1%	341	<div><div></div></div> 0%	174	<div><div></div></div> 1%
Other race	264,772	<div><div></div></div> 15%	8,638	<div><div></div></div> 11%	2,354	<div><div></div></div> 8%
Hispanic	133,640	<div><div></div></div> 7%	4,580	<div><div></div></div> 6%	1,076	<div><div></div></div> 4%
Non-Hispanic	90,196	<div><div></div></div> 5%	3,659	<div><div></div></div> 5%	1,077	<div><div></div></div> 4%
Unknown	40,936	<div><div></div></div> 2%	399	<div><div></div></div> 1%	201	<div><div></div></div> 1%
Unknown race	298,285	<div><div></div></div> 17%	2,227	<div><div></div></div> 3%	934	<div><div></div></div> 3%
Hispanic	42,049	<div><div></div></div> 2%	471	<div><div></div></div> 1%	173	<div><div></div></div> 1%
Non-Hispanic	18,648	<div><div></div></div> 1%	253	<div><div></div></div> 0%	111	<div><div></div></div> 0%
Unknown	237,588	<div><div></div></div> 13%	1,503	<div><div></div></div> 2%	650	<div><div></div></div> 2%
Total	1,794,155		76,109		28,779	

**Hospitalization** counts include anyone who was hospitalized at some point during their illness. It does not reflect the number of people currently hospitalized. **Other race** includes any person with a race of American Indian/Alaskan native, Asian, native Hawaiian/Pacific Islander, or other.

# COVID-19: deaths in Florida residents and staff of long-term care facilities

Data through Feb 13, 2021 verified as of Feb 14, 2021 at 09:25 AM

Data in this report are provisional and subject to change.

For current cases in residents or staff of long-term care facilities, please visit: <https://floridahealthcovid19.gov/>

County	Deaths		County	Deaths		County	Deaths	
Palm Beach	974	<div></div> 10%	Martin	151	<div></div> 1%	Gilchrist	17	<div></div> 0%
Dade	970	<div></div> 10%	Hernando	137	<div></div> 1%	Wakulla	15	<div></div> 0%
Pinellas	825	<div></div> 8%	Osceola	127	<div></div> 1%	Calhoun	14	<div></div> 0%
Broward	605	<div></div> 6%	Charlotte	123	<div></div> 1%	Gadsden	14	<div></div> 0%
Hillsborough	514	<div></div> 5%	Indian River	112	<div></div> 1%	Gulf	14	<div></div> 0%
Polk	398	<div></div> 4%	Clay	109	<div></div> 1%	Bradford	13	<div></div> 0%
Brevard	362	<div></div> 4%	Bay	84	<div></div> 1%	Washington	13	<div></div> 0%
Sarasota	356	<div></div> 4%	Jackson	84	<div></div> 1%	Baker	12	<div></div> 0%
Duval	351	<div></div> 3%	Leon	84	<div></div> 1%	Flagler	11	<div></div> 0%
Orange	345	<div></div> 3%	St. Johns	80	<div></div> 1%	Jefferson	10	<div></div> 0%
Lee	330	<div></div> 3%	Highlands	79	<div></div> 1%	Holmes	9	<div></div> 0%
Volusia	260	<div></div> 3%	Santa Rosa	74	<div></div> 1%	Lafayette	8	<div></div> 0%
Escambia	257	<div></div> 3%	Alachua	59	<div></div> 1%	Franklin	7	<div></div> 0%
Marion	234	<div></div> 2%	Suwannee	56	<div></div> 1%	Desoto	6	<div></div> 0%
St. Lucie	227	<div></div> 2%	Columbia	47	<div></div> 0%	Levy	6	<div></div> 0%
Seminole	213	<div></div> 2%	Sumter	44	<div></div> 0%	Monroe	4	<div></div> 0%
Pasco	210	<div></div> 2%	Putnam	33	<div></div> 0%	Dixie	3	<div></div> 0%
Lake	197	<div></div> 2%	Nassau	32	<div></div> 0%	Taylor	3	<div></div> 0%
Collier	177	<div></div> 2%	Walton	24	<div></div> 0%	Hardee	2	<div></div> 0%
Manatee	176	<div></div> 2%	Hendry	23	<div></div> 0%	Hamilton	1	<div></div> 0%
Citrus	163	<div></div> 2%	Okeechobee	23	<div></div> 0%	Liberty	1	<div></div> 0%
Okaloosa	154	<div></div> 2%	Madison	19	<div></div> 0%			
						Total	10,085	

**Note:** cases are summarized by the county of usual residence. Residents and staff may be cases associated with facilities that are not in their county of usual residence, resulting in cases being included below for counties that do not have facilities with known cases.

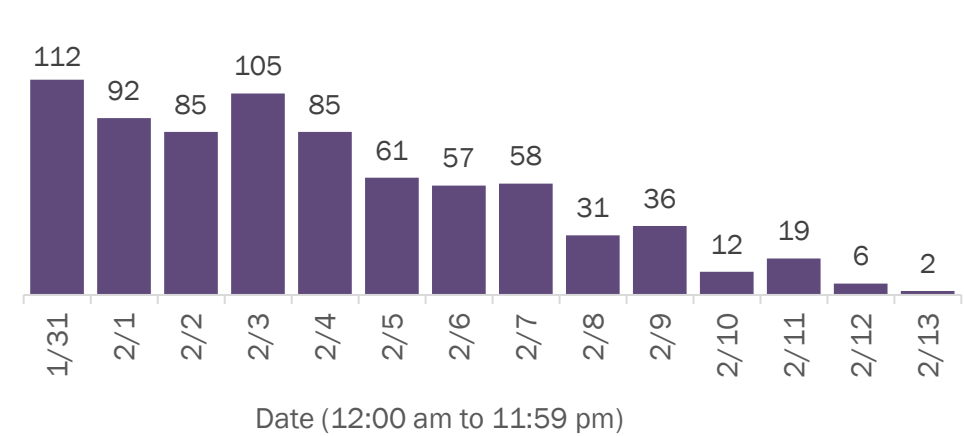
# COVID-19: cases in Florida residents who have died

Data through Feb 13, 2021 verified as of Feb 14, 2021 at 09:25 AM

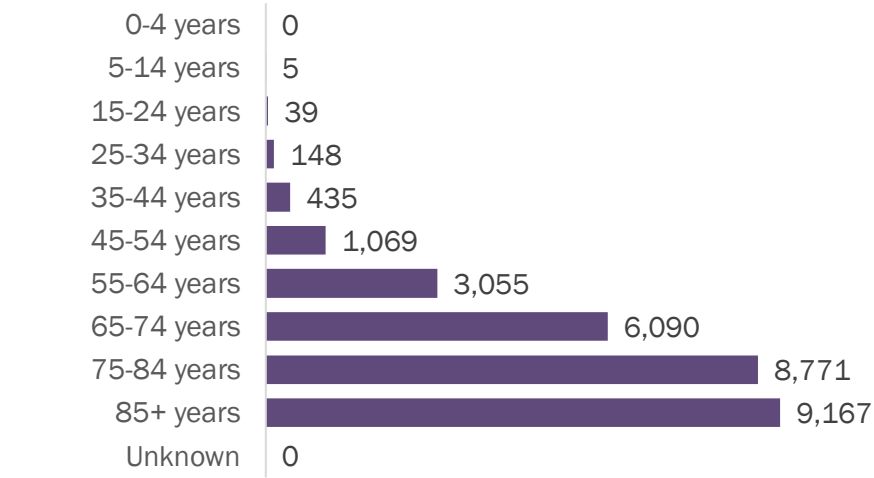
Data in this report are provisional and subject to change.

Demographics for all identified COVID-19 deaths: 28,779

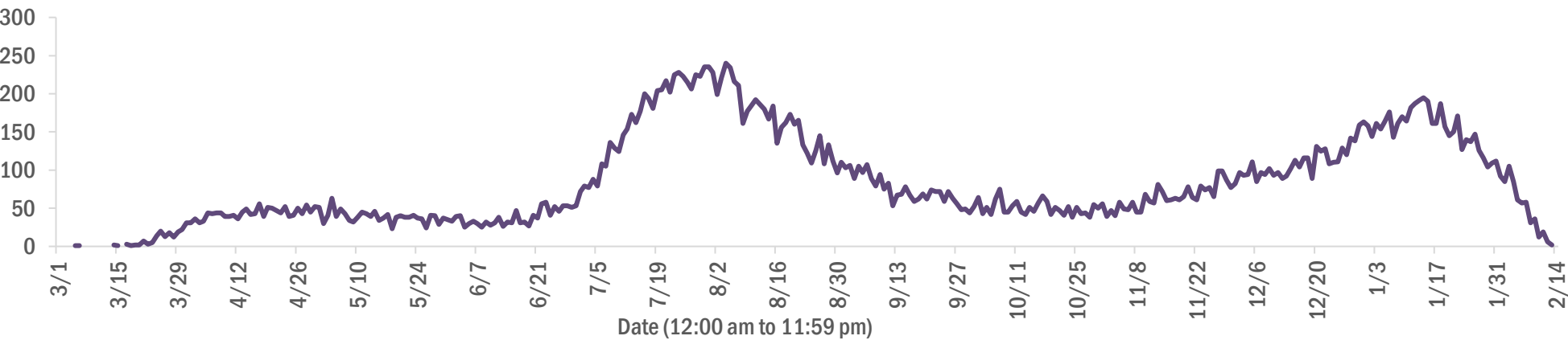
Deaths by date of death for the past 2 weeks



Deaths by age group



Deaths by date of death since March 2020



Age group	Deaths	Cases	Case fatality rate	Mortality rate per 100,000 population
0-4 years	0	34,957	0.0%	0.0
5-14 years	5	107,719	0.0%	0.2
15-24 years	39	275,976	0.0%	1.6
25-34 years	148	312,634	0.0%	5.2
35-44 years	435	277,716	0.2%	16.7
45-54 years	1,069	273,589	0.4%	38.4
55-64 years	3,055	236,486	1.3%	105.6
65-74 years	6,090	150,219	4.1%	251.0
75-84 years	8,771	83,713	10.5%	624.6
85+ years	9,167	39,895	23.0%	1587.3
Unknown	0	1,251	0.0%	
Total	28,779	1,794,155	1.6%	133.2

Gender	Deaths	Cases	Case fatality rate	Mortality rate per 100,000 population
Female	12,664	937,831	1.4%	114.7
Male	16,114	842,963	1.9%	152.6
Unknown	1	13,361	0.0%	
Total	28,779	1,794,155	1.6%	133.2

Race	Deaths	Cases	Case fatality rate	Mortality rate per 100,000 population
White	20,885	994,664	2.1%	125.1
Black	4,606	236,434	1.9%	125.9
Other	2,354	264,772	0.9%	189.2
Unknown	934	298,285	0.3%	
Total	28,779	1,794,155	1.6%	133.2

Ethnicity	Deaths	Cases	Case fatality rate	Mortality rate per 100,000 population
Hispanic	6,669	567,024	1.2%	117.4
Non-Hispanic	20,078	852,372	2.4%	126.1
Unknown	2,032	374,759	0.5%	
Total	28,779	1,794,155	1.6%	133.2

# COVID-19: characteristics of 1,794,155 cases

Data through Feb 13, 2021 verified as of Feb 14, 2021 at 09:25 AM

Data in this report are provisional and subject to change.

Tables below include cases in Florida residents and non-Florida residents.

All 67 Florida counties have cases:

County	FL resident cases		Non-FL resident cases	Total cases	FL resident deaths	FL death rate
Dade	389,068	<div></div> 22%	4,903	393,971	5,170	1.3%
Broward	182,653	<div></div> 10%	2,120	184,773	2,256	1.2%
Palm Beach	112,565	<div></div> 6%	1,902	114,467	2,322	2.1%
Orange	108,032	<div></div> 6%	1,421	109,453	1,015	0.9%
Hillsborough	105,531	<div></div> 6%	889	106,420	1,397	1.3%
Duval	84,776	<div></div> 5%	1,387	86,163	1,033	1.2%
Pinellas	61,627	<div></div> 3%	1,544	63,171	1,371	2.2%
Lee	53,720	<div></div> 3%	1,793	55,513	854	1.6%
Polk	54,058	<div></div> 3%	377	54,435	1,056	2.0%
Osceola	34,828	<div></div> 2%	566	35,394	400	1.1%
Volusia	32,725	<div></div> 2%	539	33,264	604	1.8%
Escambia	29,353	<div></div> 2%	3,390	32,743	593	2.0%
Brevard	31,462	<div></div> 2%	551	32,013	703	2.2%
Pasco	31,348	<div></div> 2%	283	31,631	602	1.9%
Manatee	29,749	<div></div> 2%	584	30,333	547	1.8%
Collier	28,166	<div></div> 2%	970	29,136	430	1.5%
Leon	27,247	<div></div> 2%	829	28,076	260	1.0%
Marion	26,227	<div></div> 1%	106	26,333	676	2.6%
Sarasota	24,844	<div></div> 1%	1,138	25,982	676	2.7%
Seminole	25,636	<div></div> 1%	185	25,821	399	1.6%
Lake	23,124	<div></div> 1%	318	23,442	516	2.2%
Alachua	21,548	<div></div> 1%	243	21,791	195	0.9%
St. Lucie	20,830	<div></div> 1%	130	20,960	522	2.5%
St. Johns	19,270	<div></div> 1%	262	19,532	182	0.9%
Okaloosa	17,741	<div></div> 1%	186	17,927	311	1.8%
Bay	17,225	<div></div> 1%	672	17,897	318	1.8%
Santa Rosa	16,287	<div></div> 1%	210	16,497	243	1.5%
Clay	16,191	<div></div> 1%	36	16,227	283	1.7%
Hernando	10,597	<div></div> 1%	80	10,677	368	3.5%
Indian River	10,400	<div></div> 1%	90	10,490	252	2.4%
Charlotte	10,128	<div></div> 1%	152	10,280	331	3.3%
Martin	9,916	<div></div> 1%	181	10,097	268	2.7%
Citrus	9,254	<div></div> 1%	75	9,329	362	3.9%
Sumter	7,519	<div></div> 0%	78	7,597	215	2.9%
Columbia	7,456	<div></div> 0%	36	7,492	149	2.0%

County	FL resident cases		Non-FL resident cases	Total cases	FL resident deaths	FL death rate
Nassau	7,031	<div></div> 0%	411	7,442	106	1.5%
Highlands	6,851	<div></div> 0%	66	6,917	286	4.2%
Walton	6,102	<div></div> 0%	693	6,795	76	1.2%
Jackson	5,752	<div></div> 0%	62	5,814	138	2.4%
Putnam	5,698	<div></div> 0%	16	5,714	113	2.0%
Flagler	5,571	<div></div> 0%	66	5,637	83	1.5%
Monroe	5,280	<div></div> 0%	300	5,580	42	0.8%
Gadsden	5,307	<div></div> 0%	15	5,322	77	1.5%
Suwannee	4,966	<div></div> 0%	26	4,992	119	2.4%
Hendry	4,174	<div></div> 0%	18	4,192	64	1.5%
Desoto	3,532	<div></div> 0%	17	3,549	69	2.0%
Okeechobee	3,401	<div></div> 0%	33	3,434	69	2.0%
Unknown	363	<div></div> 0%	3,020	3,383	0	0.0%
Baker	3,210	<div></div> 0%	15	3,225	54	1.7%
Wakulla	3,087	<div></div> 0%	12	3,099	51	1.7%
Bradford	2,766	<div></div> 0%	13	2,779	49	1.8%
Levy	2,741	<div></div> 0%	9	2,750	27	1.0%
Hardee	2,699	<div></div> 0%	13	2,712	25	0.9%
Taylor	2,577	<div></div> 0%	6	2,583	38	1.5%
Washington	2,553	<div></div> 0%	20	2,573	39	1.5%
Holmes	2,115	<div></div> 0%	31	2,146	42	2.0%
Madison	1,898	<div></div> 0%	25	1,923	39	2.1%
Gulf	1,786	<div></div> 0%	23	1,809	35	2.0%
Union	1,710	<div></div> 0%	1	1,711	70	4.1%
Calhoun	1,581	<div></div> 0%	3	1,584	36	2.3%
Lafayette	1,554	<div></div> 0%	0	1,554	24	1.5%
Hamilton	1,529	<div></div> 0%	17	1,546	21	1.4%
Dixie	1,432	<div></div> 0%	3	1,435	16	1.1%
Jefferson	1,350	<div></div> 0%	22	1,372	22	1.6%
Gilchrist	1,295	<div></div> 0%	3	1,298	29	2.2%
Franklin	1,238	<div></div> 0%	30	1,268	12	1.0%
Liberty	1,025	<div></div> 0%	1	1,026	14	1.4%
Glades	880	<div></div> 0%	2	882	15	1.7%
Total	1,794,155		33,218	1,827,373	28,779	1.6%



# COVID-19: characteristics of 1,794,155 Florida resident cases

Data through Feb 13, 2021 verified as of Feb 14, 2021 at 09:25 AM

Data in this report are provisional and subject to change.

The table below includes the cities and counties of residence for cases in Florida residents based on the patient's ZIP Code. Note that city is not always received as part of the initial notification and may be missing while the case is being investigated.

City and county	Cases
Miami, Dade	225,701
Orlando, Orange	80,222
Jacksonville, Duval	79,653
Tampa, Hillsborough	61,830
Hialeah, Dade	54,919
Fort Lauderdale, Broward	39,454
Hollywood, Broward	35,032
West Palm Beach, Palm Beach	27,590
Kissimmee, Osceola	26,960
Tallahassee, Leon	26,284
Pensacola, Escambia	24,382
Naples, Collier	23,732
Homestead, Dade	23,298
Saint Petersburg, Pinellas	22,786
Fort Myers, Lee	21,270
Bradenton, Manatee	19,486
Ocala, Marion	19,411
Boca Raton, Palm Beach	18,996
Lakeland, Polk	18,831
Pompano Beach, Broward	17,910
Gainesville, Alachua	17,168
Sarasota, Sarasota	15,298
Lake Worth, Palm Beach	13,719
Port Saint Lucie, St. Lucie	13,693
Cape Coral, Lee	13,510
Clearwater, Pinellas	12,117
Miami Beach, Dade	12,046
Miramar, Broward	11,927
Panama City, Bay	10,958
Boynton Beach, Palm Beach	10,900
Doral, Dade	10,597
Coral Springs, Broward	10,381
Saint Augustine, St. Johns	10,364
Miami Gardens, Dade	10,216
Melbourne, Brevard	9,218
Winter Haven, Polk	9,116
Delray Beach, Palm Beach	8,560
Lehigh Acres, Lee	8,434
Riverview, Hillsborough	8,031
Vero Beach, Indian River	7,978
Milton, Santa Rosa	7,922
Davie, Broward	7,865
New Port Richey, Pasco	7,269
Palm Bay, Brevard	7,177
Sunrise, Broward	7,158
Fort Pierce, St. Lucie	7,005
Coral Gables, Dade	6,927
Saint Cloud, Osceola	6,820
Lake City, Columbia	6,816
Largo, Pinellas	6,762
Daytona Beach, Volusia	6,753
Orange Park, Clay	6,624
Apopka, Orange	6,522
Spring Hill, Hernando	6,336
Plantation, Broward	6,188
Clermont, Lake	6,125
North Miami Beach, Dade	6,104
Davenport, Polk	6,045
Brandon, Hillsborough	6,041

# COVID-19: characteristics of 1,794,155 Florida resident cases

Data through Feb 13, 2021 verified as of Feb 14, 2021 at 09:25 AM

Data in this report are provisional and subject to change.

The table below includes the cities and counties of residence for cases in Florida residents based on the patient's ZIP Code. Note that city is not always received as part of the initial notification and may be missing while the case is being investigated.

City and county	Cases
Weston, Broward	5,742
Plant City, Hillsborough	5,732
Sanford, Seminole	5,670
Jupiter, Palm Beach	5,635
Deltona, Volusia	5,620
Deerfield Beach, Broward	5,341
Winter Garden, Orange	5,226
Port Charlotte, Charlotte	4,979
Fort Walton Beach, Okaloosa	4,954
Tamarac, Broward	4,879
Palm Coast, Flagler	4,706
Crestview, Okaloosa	4,704
Stuart, Martin	4,697
Wesley Chapel, Pasco	4,594
Land O Lakes, Pasco	4,465
Coconut Creek, Broward	4,458
Palm Beach Gardens, Palm Beach	4,422
Deland, Volusia	4,412
Palmetto, Manatee	4,347
Margate, Broward	4,342
Winter Park, Orange	4,290
Palm Harbor, Pinellas	4,251
Miami Lakes, Dade	4,201
Wellington, Palm Beach	4,175
Oviedo, Seminole	4,147
Opa Locka, Dade	3,994
Altamonte Springs, Seminole	3,942
Middleburg, Clay	3,937
Live Oak, Suwannee	3,895
Port Orange, Volusia	3,877
Haines City, Polk	3,831
Lutz, Hillsborough	3,817
Venice, Sarasota	3,765
North Port, Sarasota	3,750
Brooksville, Hernando	3,703
Punta Gorda, Charlotte	3,692
Leesburg, Lake	3,674
Ocoee, Orange	3,664
Sebring, Highlands	3,664
Valrico, Hillsborough	3,622
Hallandale, Broward	3,622
Saint Johns, St. Johns	3,567
The Villages, Sumter	3,545
Pembroke Pines, Broward	3,466
Arcadia, Desoto	3,430
Ormond Beach, Volusia	3,416
Bonita Springs, Lee	3,405
Okeechobee, Okeechobee	3,390
Seminole, Pinellas	3,355
Navarre, Santa Rosa	3,330
Zephyrhills, Pasco	3,257
Immokalee, Collier	3,186
Windermere, Orange	3,142
Longwood, Seminole	3,114
Pinellas Park, Pinellas	3,103
Gulf Breeze, Santa Rosa	3,096
North Lauderdale, Broward	3,012
Ruskin, Hillsborough	2,968
Cantonment, Escambia	2,960



# COVID-19: characteristics of 1,794,155 Florida resident cases

Data through Feb 13, 2021 verified as of Feb 14, 2021 at 09:25 AM

Data in this report are provisional and subject to change.

The table below includes the cities and counties of residence for cases in Florida residents based on the patient's ZIP Code. Note that city is not always received as part of the initial notification and may be missing while the case is being investigated.

City and county	Cases
Niceville, Okaloosa	2,950
North Miami, Dade	2,944
Cocoa, Brevard	2,917
Quincy, Gadsden	2,818
Jacksonville Beach, Duval	2,802
Panama City Beach, Bay	2,798
Crawfordville, Wakulla	2,768
Lake Worth Beach, Palm Beach	2,763
Cutler Ridge, Dade	2,750
Key West, Monroe	2,721
Palatka, Putnam	2,647
Casselberry, Seminole	2,613
Bartow, Polk	2,602
Hudson, Pasco	2,597
Dade City, Pasco	2,588
Fernandina Beach, Nassau	2,558
Port Richey, Pasco	2,545
Green Cove Springs, Clay	2,541
North Fort Myers, Lee	2,499
Oakland Park, Broward	2,436
Perry, Taylor	2,427
Ponte Vedra Beach, St. Johns	2,414
Titusville, Brevard	2,408
Lake Mary, Seminole	2,396
Auburndale, Polk	2,390
Winter Springs, Seminole	2,380
Kissimmee, Polk	2,379
Marianna, Jackson	2,314
New Smyrna Beach, Volusia	2,304
Aventura, Dade	2,303
Lake Wales, Polk	2,296
Lynn Haven, Bay	2,295
Merritt Island, Brevard	2,259
Tarpon Springs, Pinellas	2,251
Inverness, Citrus	2,220
Clewiston, Hendry	2,207
Belle Glade, Palm Beach	2,143
Fleming Island, Clay	2,137
Eustis, Lake	2,087
Santa Rosa Beach, Walton	2,081
Royal Palm Beach, Palm Beach	2,062
Wimauma, Hillsborough	2,027
Estero, Lee	2,013
Parkland, Broward	2,009
Cooper City, Broward	1,994
Chipley, Washington	1,987
Defuniak Springs, Walton	1,987
Dunedin, Pinellas	1,962
Loxahatchee, Palm Beach	1,955
Holiday, Pasco	1,885
Starke, Bradford	1,861
Key Biscayne, Dade	1,859
Rockledge, Brevard	1,857
Labelle, Hendry	1,850
Destin, Okaloosa	1,840
Sarasota, Manatee	1,825
Mount Dora, Lake	1,792
Avon Park, Highlands	1,778
Odessa, Hillsborough	1,767

# COVID-19: characteristics of 1,794,155 Florida resident cases

Data through Feb 13, 2021 verified as of Feb 14, 2021 at 09:25 AM

Data in this report are provisional and subject to change.

The table below includes the cities and counties of residence for cases in Florida residents based on the patient's ZIP Code. Note that city is not always received as part of the initial notification and may be missing while the case is being investigated.

City and county	Cases
Parrish, Manatee	1,766
Mulberry, Polk	1,766
Palm City, Martin	1,744
Tavares, Lake	1,725
Riviera Beach, Palm Beach	1,687
Summerfield, Marion	1,658
Seffner, Hillsborough	1,651
Yulee, Nassau	1,647
Wauchula, Hardee	1,575
Macclenny, Baker	1,565
Groveland, Lake	1,559
Pinecrest, Dade	1,536
Mayo, Lafayette	1,528
Coconut Grove, Dade	1,520
Bonifay, Holmes	1,519
Maitland, Orange	1,495
Callahan, Nassau	1,485
Orange City, Volusia	1,480
Carol City, Dade	1,477
Crossings, Dade	1,469
Sebastian, Indian River	1,469
Ponte Vedra, St. Johns	1,466
Lithia, Hillsborough	1,461
Missing, Dade	1,449
Crystal River, Citrus	1,397
Lady Lake, Lake	1,394
Homosassa, Citrus	1,390
Palmetto Bay, Dade	1,372
Lake Butler, Union	1,325
Pace, Santa Rosa	1,304
Dania, Broward	1,301
Lake Placid, Highlands	1,293
Atlantic Beach, Duval	1,272
Madison, Madison	1,268
Sun City Center, Hillsborough	1,264
Gibsonton, Hillsborough	1,253
Biscayne Park, Dade	1,249
Monticello, Jefferson	1,236
Florida City, Dade	1,236
Dover, Hillsborough	1,231
Hobe Sound, Martin	1,205
Indiantown, Martin	1,202
Oldsmar, Pinellas	1,200
Dunnellon, Marion	1,198
Graceville, Jackson	1,191
Alachua, Alachua	1,191
Edgewater, Volusia	1,190
Apollo Beach, Hillsborough	1,162
Palm Springs, Palm Beach	1,157
Century, Escambia	1,134
Debary, Volusia	1,128
Bellevue, Marion	1,114
North Palm Beach, Palm Beach	1,090
Newberry, Alachua	1,080
Lantana, Palm Beach	1,073
South Miami, Dade	1,066
Havana, Gadsden	1,046
Lecanto, Citrus	1,044
El Portal, Dade	1,037

# COVID-19: characteristics of 1,794,155 Florida resident cases

Data through Feb 13, 2021 verified as of Feb 14, 2021 at 09:25 AM

Data in this report are provisional and subject to change.

The table below includes the cities and counties of residence for cases in Florida residents based on the patient's ZIP Code. Note that city is not always received as part of the initial notification and may be missing while the case is being investigated.

City and county	Cases
Hilliard, Nassau	1,032
Williston, Levy	1,019
Jasper, Hamilton	1,008
Blountstown, Calhoun	1,005
Beverly Hills, Citrus	984
Freeport, Walton	974
Safety Harbor, Pinellas	973
Ellenton, Manatee	963
Jensen Beach, Martin	958
Satellite Beach, Brevard	946
Wewahitchka, Gulf	923
Sanderson, Baker	921
Lauderhill, Broward	912
Wildwood, Sumter	911
Trenton, Gilchrist	906
Keystone Heights, Clay	900
Everglades National Park, Dade	893
Nokomis, Sarasota	876
Mary Esther, Okaloosa	864
Hernando, Citrus	861
Fellsmere, Indian River	859
Englewood, Charlotte	856
Wilton Manors, Broward	856
Frostproof, Polk	852
Port Saint Joe, Gulf	835
Fisher Island, Dade	835
Bushnell, Sumter	834
Polk City, Polk	830
Moore Haven, Glades	825
Coleman, Sumter	821
Dunnellon, Citrus	820
Key Largo, Monroe	818
Medley, Dade	800
Shalimar, Okaloosa	796
Bristol, Liberty	794
Cross City, Dixie	784
Lauderdale Lakes, Broward	779
Pahokee, Palm Beach	758
South Bay, Palm Beach	756
Marco Island, Collier	729
Glen Saint Mary, Baker	719
Cocoa Beach, Brevard	712
Chattahoochee, Gadsden	710
Fort Meade, Polk	708
High Springs, Alachua	705
Uleta, Dade	704
Olympia Heights, Dade	702
Chiefland, Levy	684
Minneola, Lake	679
Coral, Dade	679
Interlachen, Putnam	674
Englewood, Sarasota	674
Indialantic, Brevard	671
Crescent City, Putnam	670
Sorrento, Lake	670
Miramar Beach, Walton	665
Thonotosassa, Hillsborough	662
Trinity, Pasco	661
Spring Hill, Pasco	650

# COVID-19: characteristics of 1,794,155 Florida resident cases

Data through Feb 13, 2021 verified as of Feb 14, 2021 at 09:25 AM

Data in this report are provisional and subject to change.

The table below includes the cities and counties of residence for cases in Florida residents based on the patient's ZIP Code. Note that city is not always received as part of the initial notification and may be missing while the case is being investigated.

City and county	Cases
Lawtey, Bradford	648
Fruitland Park, Lake	638
Marathon, Monroe	630
Bowling Green, Hardee	629
Jacksonville, St. Johns	622
Southwest Ranches, Broward	616
Fort Myers Beach, Lee	606
Lake Alfred, Polk	600
Old Town, Dixie	597
Neptune Beach, Duval	595
Fort White, Columbia	588
Umatilla, Lake	588
West Melbourne, Brevard	571
Baker, Okaloosa	544
Sneads, Jackson	537
Belle Isle, Orange	528
Bronson, Levy	528
Clearwater Beach, Pinellas	522
Carrabelle, Franklin	519
South Daytona, Volusia	518
Silver Springs, Marion	517
Jay, Santa Rosa	506
Palm Beach, Palm Beach	502
Weeki Wachee, Hernando	497
Gulfport, Pinellas	490
Sweetwater, Dade	477
Hawthorne, Alachua	467
Cottdonale, Jackson	464
Mascotte, Lake	462
Midway, Gadsden	451
Molino, Escambia	448
Bunnell, Flagler	448
Citra, Marion	444
Zolfo Springs, Hardee	443
Surfside, Dade	438
Oxford, Sumter	438
East Palatka, Putnam	437
Oakland, Orange	437
Rotunda West, Charlotte	433
Florida State University, Leon	429
Melbourne Beach, Brevard	419
Myakka City, Manatee	417
Youngstown, Bay	412
Altha, Calhoun	410
Cape Canaveral, Brevard	406
Apalachicola, Franklin	405
Ocklawaha, Marion	402
Centerville, Leon	393
Mims, Brevard	392
Tavernier, Monroe	391
Flagler Beach, Flagler	389
Celebration, Osceola	387
Branford, Suwannee	385
Indian Harbour Beach, Brevard	381
Dundee, Polk	380
Alva, Lee	379
Bal Harbour, Dade	370
Archer, Alachua	363
Hastings, St. Johns	360

# COVID-19: characteristics of 1,794,155 Florida resident cases

Data through Feb 13, 2021 verified as of Feb 14, 2021 at 09:25 AM

Data in this report are provisional and subject to change.

The table below includes the cities and counties of residence for cases in Florida residents based on the patient's ZIP Code. Note that city is not always received as part of the initial notification and may be missing while the case is being investigated.

City and county	Cases
Bell, Gilchrist	357
Raiford, Union	354
Haverhill, Palm Beach	353
De Leon Springs, Volusia	352
Webster, Sumter	346
Eagle Lake, Polk	340
Osprey, Sarasota	337
Grand Ridge, Jackson	328
West Miami, Dade	322
Floral City, Citrus	320
Holly Hill, Volusia	316
Pierson, Volusia	315
Lake Park, Palm Beach	311
Greenville, Madison	310
Vernon, Washington	309
Malone, Jackson	308
Jennings, Hamilton	307
Tequesta, Palm Beach	302
Grand Island, Lake	299
Satsuma, Putnam	298
Ave Maria, Collier	296
Chuluota, Seminole	296
Eastpoint, Franklin	296
Montverde, Lake	288
Westville, Holmes	286
Gotha, Orange	285
Lehigh, Lee	283
Indian Rocks Beach, Pinellas	283
Elkton, St. Johns	280
Laurel Hill, Okaloosa	275
Melrose, Putnam	274
Bryceville, Nassau	274
Reddick, Marion	271
Sebastian, Brevard	271
Alafaya, Orange	270
Valparaiso, Okaloosa	262
Kenneth City, Pinellas	260
Greenwood, Jackson	260
Malabar, Brevard	260
Fort McCoy, Marion	258
Ponce De Leon, Holmes	254
Winter Park, Seminole	252
O Brien, Suwannee	250
San Antonio, Pasco	250
Anthony, Marion	246
Belleair, Pinellas	243
Lake Panasoffkee, Sumter	242
South Pasadena, Pinellas	231
Morriston, Levy	228
Geneva, Seminole	228
Edgewood, Orange	225
Sanibel, Lee	224
Inlet Beach, Walton	223
Greenacres, Palm Beach	221
Southport, Bay	221
Lee, Madison	218
Hosford, Liberty	216
Fountain, Bay	216
Gretna, Gadsden	215

# COVID-19: characteristics of 1,794,155 Florida resident cases

Data through Feb 13, 2021 verified as of Feb 14, 2021 at 09:25 AM

Data in this report are provisional and subject to change.

The table below includes the cities and counties of residence for cases in Florida residents based on the patient's ZIP Code. Note that city is not always received as part of the initial notification and may be missing while the case is being investigated.

City and county	Cases
White Springs, Hamilton	213
Kindred, Osceola	210
Weirsdale, Marion	205
Wellborn, Suwannee	202
Fern Park, Seminole	199
Missing, Volusia	199
Hallandale Beach, Broward	199
Bay Harbor Islands, Dade	196
University Of Central Fl, Orange	194
Mcdavid, Escambia	193
Longboat Key, Manatee	192
Eglin Air Force Base, Okaloosa	190
Saint James City, Lee	189
Mcalpin, Suwannee	185
Azalea Park, Orange	183
Missing, Orange	181
Sopchoppy, Wakulla	180
Holt, Okaloosa	179
Lakewood Ranch, Manatee	178
Holmes Beach, Manatee	177
Altoona, Lake	177
The Villages, Marion	176
Alford, Jackson	174
Astatula, Lake	173
Micanopy, Alachua	173
Juno Beach, Palm Beach	173
Howey-In-The-Hills, Lake	172
Islamorada, Monroe	172
Babson Park, Polk	168
Zellwood, Orange	166
Madeira Beach, Pinellas	163
Poinciana, Polk	163
The Villages, Lake	163
Lauderdale By The Sea, Broward	158
Caryville, Washington	156
University Of Miami, Dade	154
Atlantis, Palm Beach	152
Mangonia Park, Palm Beach	151
Summerland Key, Monroe	149
Center Hill, Sumter	149
Bokeelia, Lee	148
Lake Helen, Volusia	147
Lockhart, Orange	145
Viera, Brevard	145
Odessa, Pasco	145
Bay Lake, Orange	141
Pomona Park, Putnam	141
Oak Hill, Volusia	141
Clair-Mel City, Hillsborough	139
Hiawassee, Orange	138
Rocky Point, Hillsborough	137
Ponce Inlet, Volusia	132
University Of Fl, Alachua	132
Golden Beach, Dade	132
Osteen, Volusia	132
Citrus Springs, Citrus	131
Hollister, Putnam	131
Grant-Valkaria, Brevard	131
Hypoluxo, Palm Beach	130



# COVID-19: characteristics of 1,794,155 Florida resident cases

Data through Feb 13, 2021 verified as of Feb 14, 2021 at 09:25 AM

Data in this report are provisional and subject to change.

The table below includes the cities and counties of residence for cases in Florida residents based on the patient's ZIP Code. Note that city is not always received as part of the initial notification and may be missing while the case is being investigated.

City and county	Cases
Carrollwood, Hillsborough	125
Baldwin, Duval	122
Cutler Bay, Dade	121
Hampton, Bradford	121
Apopka, Seminole	121
San Mateo, Putnam	120
Clarksville, Calhoun	119
Sumterville, Sumter	118
Lutz, Pasco	117
Matlacha, Lee	116
Cloud Lake, Palm Beach	115
Inglis, Levy	114
Big Pine Key, Monroe	112
Steinhatchee, Taylor	112
Paisley, Lake	111
Placida, Charlotte	111
Lake Hamilton, Polk	110
Kendall, Dade	110
Christmas, Orange	109
Lady Lake, Sumter	107
Buena Ventura Lakes, Osceola	103
Panacea, Wakulla	102
Seville, Volusia	100
Belleair Beach, Pinellas	99
Lamont, Jefferson	98
Callaway, Bay	98
South Fort Myers, Lee	97
Dinsmore, Duval	96
Temple Terrace, Hillsborough	96
Canal Point, Palm Beach	95
Florahome, Putnam	93
Hurlburt Field, Okaloosa	93
Brooker, Bradford	92
University Of Central Florida, Orange	92
Harmony, Osceola	91
Tierra Verde, Pinellas	91
Astor, Lake	90
Waldo, Alachua	90
West Park, Broward	89
Bascom, Jackson	87
Lighthouse Point, Broward	87
Barefoot Bay, Brevard	85
Tyndall Air Force Base, Bay	84
Pinetta, Madison	83
Fruit Cove, St. Johns	83
Barry University, Dade	83
Cedar Key, Levy	81
Missing, Lee	81
Missing, St. Johns	81
Maitland, Seminole	81
Saint Leo, Pasco	80
Crystal Beach, Pinellas	78
Lorida, Highlands	78
University Of South Florida, Hillsborough	78
F M, Lee	78
Bradenton Beach, Manatee	75
Kathleen, Polk	75
Dania Beach, Broward	74
Ocean Ridge, Palm Beach	73

# COVID-19: characteristics of 1,794,155 Florida resident cases

Data through Feb 13, 2021 verified as of Feb 14, 2021 at 09:25 AM

Data in this report are provisional and subject to change.

The table below includes the cities and counties of residence for cases in Florida residents based on the patient's ZIP Code. Note that city is not always received as part of the initial notification and may be missing while the case is being investigated.

City and county	Cases
Palma Ceia, Hillsborough	73
Welaka, Putnam	73
Avon Park, Polk	72
Patrick Air Force Base, Brevard	71
Campbellton, Jackson	70
City Of Sunrise, Broward	70
Sunny Isles Beach, Dade	70
Ochopee, Collier	69
Saint Pete Beach, Pinellas	68
Missing, Marion	68
Eatonville, Orange	68
Fort Denaud, Hendry	67
Air Mail Facility, Dade	67
Yalaha, Lake	65
North Venice, Sarasota	64
Boca Grande, Lee	63
Greensboro, Gadsden	62
Stock Island, Monroe	62
Florida Gulf Coast Univ, Lee	61
Princeton, Dade	61
Reunion, Osceola	59
Bonita Beach, Lee	58
Destin, Walton	58
Georgetown, Putnam	58
Orlando, Seminole	56
Mexico Beach, Bay	56
Bellview, Escambia	56
Cudjoe Key, Monroe	54
Missing, St. Lucie	54
Anna Maria, Manatee	53
Lake Suzy, Desoto	53
Orlando, Dade	52
Missing, Santa Rosa	52
Miami, Unknown	51
Micco, Brevard	51
North Redington Beach, Pinellas	51
Treasure Island, Pinellas	50
Ona, Hardee	50
Northdale, Hillsborough	50
Heathrow, Seminole	50
Walnut Hill, Escambia	49
Missing, Lake	49
Singer Island, Palm Beach	49
Felda, Hendry	47
Miami Springs, Dade	47
Palm Beach Shores, Palm Beach	47
Aloma, Orange	47
Salt Springs, Marion	47
Cinco Bayou, Okaloosa	47
Miromar Lakes, Lee	45
Okahumpka, Lake	45
Town N Country, Hillsborough	45
Missing, Duval	44
Terra Ceia, Manatee	44
Orlando, Osceola	44
Enterprise, Volusia	44
Highland City, Polk	43
Sewalls Point, Martin	42
Florence Villa, Polk	41

# COVID-19: characteristics of 1,794,155 Florida resident cases

Data through Feb 13, 2021 verified as of Feb 14, 2021 at 09:25 AM

Data in this report are provisional and subject to change.

The table below includes the cities and counties of residence for cases in Florida residents based on the patient's ZIP Code. Note that city is not always received as part of the initial notification and may be missing while the case is being investigated.

City and county	Cases
Missing, Pinellas	41
University Of Tampa, Hillsborough	41
Saint Johns, Duval	40
Missing, Pasco	40
Village Of Wellington, Palm Beach	40
Waverly, Polk	40
Duette, Manatee	40
Manalapan, Palm Beach	40
Intercession City, Osceola	40
Ebro, Washington	39
Key Colony Beach, Monroe	39
Orlando, Broward	39
Gulf Breeze, Escambia	38
Kenansville, Osceola	38
Eaton Park, Polk	38
Orlando, Volusia	37
Bayonet Point, Pasco	37
Green Acres, Palm Beach	37
Ponte Vedra, Duval	37
Florida International Univ, Dade	37
Florida A And M University, Leon	36
Orlando, Polk	36
Village Wellington, Palm Beach	35
Naranja, Dade	34
Lacoochee, Pasco	34
Flemington, Marion	34
Missing, Palm Beach	34
Highland Beach, Palm Beach	34
Hialeah Gardens, Dade	33
Pasadena, Pinellas	33
Dowling Park, Suwannee	32
Bay Pines, Pinellas	32
Tice, Lee	32
Cortez, Manatee	32
Palm Shores, Brevard	31
Bagdad, Santa Rosa	31
Lulu, Columbia	31
Eloise, Polk	30
Miami Shores, Dade	30
Bonita Springs, Collier	29
Homeland, Polk	29
Penney Farms, Clay	29
Orlando, Hillsborough	29
Jupiter, Martin	28
Hallandale Beach, Broward	28
Pensacola Beach, Santa Rosa	27
Florida State, Leon	27
Caryville, Holmes	27
Mcintosh, Marion	27
Univ Of FI Student Dorms, Alachua	27
Nocatee, Desoto	27
Stetson University, Volusia	27
Saint Marks, Wakulla	27
Lakeshore, Polk	26
Homosassa Springs, Citrus	26
South Palm Beach, Palm Beach	26
Miami, Broward	26
City Of Westlake, Palm Beach	26
Horseshoe Beach, Dixie	26

# COVID-19: characteristics of 1,794,155 Florida resident cases

Data through Feb 13, 2021 verified as of Feb 14, 2021 at 09:25 AM

Data in this report are provisional and subject to change.

The table below includes the cities and counties of residence for cases in Florida residents based on the patient's ZIP Code. Note that city is not always received as part of the initial notification and may be missing while the case is being investigated.

City and county	Cases
Lealman, Pinellas	26
Kinard, Calhoun	26
North Bay Village, Dade	26
Siesta Key, Sarasota	26
Tangerine, Orange	25
South Miami Heights, Dade	25
Chokoloskee, Collier	25
Missing, Hillsborough	25
Palmdale, Glades	25
Missing, Monroe	25
Venus, Highlands	25
Santa Fe, Alachua	24
Earleton, Alachua	24
Poinciana, Osceola	24
Indian Lake Estates, Polk	24
Labelle, Glades	24
Alturas, Polk	24
Davenport, Osceola	24
Bayshore Gardens, Manatee	24
Bonaventure, Broward	23
New Smyrna, Volusia	23
Missing, Escambia	23
Goulds, Dade	23
Fort Lauderdale, Dade	23
Tioga, Alachua	22
Balm, Hillsborough	22
Missing, Seminole	22
Westchase, Hillsborough	22
Florida Dept Of Corrections, Union	22
Yankeetown, Levy	22
Pine Hills, Orange	22
La Crosse, Alachua	22
Bradley, Polk	22
Ridge Manor, Pasco	22
Hawthorne, Putnam	21
Kissimmee, Orange	21
Wausau, Washington	21
Bonifay, Washington	21
Bostwick, Putnam	21
Long Key, Monroe	21
Sparr, Marion	21
Perdido Key, Escambia	21
Orange Lake, Marion	21
Wabasso, Indian River	20
Sydney, Hillsborough	20
Citrus Ridge, Indian River	20
Loughman, Polk	20
Paxton, Walton	20
Plymouth, Orange	19
Crystal Springs, Pasco	19
Everglades City, Collier	19
Mango, Hillsborough	19
Little Torch Key, Monroe	19
Laud-By-The-Sea, Broward	19
Archer, Levy	19
Pine Castle, Orange	19
Branford, Lafayette	19
Missing, Citrus	19
Babcock Ranch, Lee	19

# COVID-19: characteristics of 1,794,155 Florida resident cases

Data through Feb 13, 2021 verified as of Feb 14, 2021 at 09:25 AM

Data in this report are provisional and subject to change.

The table below includes the cities and counties of residence for cases in Florida residents based on the patient's ZIP Code. Note that city is not always received as part of the initial notification and may be missing while the case is being investigated.

City and county	Cases
Indian River Shores, Indian River	19
Mexico Beach, Gulf	19
Sugarloaf Key, Monroe	19
Sun City, Hillsborough	19
Goodland, Collier	18
Florida International University, Dade	18
Missing, Manatee	18
Lowell, Marion	18
Wekiva Springs, Seminole	18
Hollywood, Dade	18
Parker, Bay	18
Pembroke Park, Broward	18
Orlando, Palm Beach	18
Fort Ogden, Desoto	18
Graceville, Holmes	17
Candler, Marion	17
Jensen Beach, St. Lucie	17
Nichols, Polk	17
Nalcrest, Polk	17
Maxville, Duval	17
Gulf Hammock, Levy	16
Shady Hills, Pasco	16
Jacksonville, Unknown	16
West Panama City Beach, Bay	16
Champions Gate, Polk	16
Orlando, Pinellas	16
Westlake, Palm Beach	15
Woodville, Leon	15
Lake City, Suwannee	15
Wewahitchka, Calhoun	15
Redington Shores, Pinellas	15
Golden Oak, Orange	15
Lake Buena Vista, Orange	15
Missing, Broward	15
Missing, Collier	15
Tallevast, Manatee	15
Hernando Beach, Hernando	15
Gulf Stream, Palm Beach	15
Webster, Hernando	15
Village Of Palmetto Bay, Dade	14
Mount Dora, Orange	14
Union Park, Orange	14
Copeland, Collier	14
High Springs, Gilchrist	14
Hutchinson Island, St. Lucie	14
White Springs, Columbia	14
Lakewood Ranch, Sarasota	14
Winter Garden, Lake	14
Murdock, Charlotte	14
Forest City, Orange	14
Orlando, Brevard	13
Otter Creek, Levy	13
Saint George Island, Franklin	13
Trilby, Pasco	13
Hialeah, Unknown	13
Belleair Bluffs, Pinellas	13
Brooksville, Pasco	13
Trenton, Levy	13
Orlando, Lake	13

# COVID-19: characteristics of 1,794,155 Florida resident cases

Data through Feb 13, 2021 verified as of Feb 14, 2021 at 09:25 AM

Data in this report are provisional and subject to change.

The table below includes the cities and counties of residence for cases in Florida residents based on the patient's ZIP Code. Note that city is not always received as part of the initial notification and may be missing while the case is being investigated.

City and county	Cases
Buckingham, Lee	13
Watersound, Walton	13
Missing, Indian River	13
Suwannee, Dixie	13
Graham, Bradford	13
Laurel Hill, Walton	13
Roseland, Indian River	12
Braden River, Manatee	12
Kingsley Lake, Bradford	12
Gonzalez, Escambia	12
Rosemary Beach, Walton	12
Pensacola Beach, Escambia	12
Johns Pass Village, Pinellas	12
Orlando, Unknown	12
Saint Lucie West, St. Lucie	12
Choctaw Beach, Okaloosa	12
Lake Monroe, Seminole	12
Fort Charlotte, Charlotte	12
Daytona Beach Shores, Volusia	12
Unknown, Dade	12
Missing, Brevard	12
Long Boat Key, Manatee	11
Ramrod Key, Monroe	11
Holder, Citrus	11
Mount Plymouth, Lake	11
Orlando, Leon	11
Wahneta, Polk	11
Durant, Hillsborough	11
Citrus Hills, Citrus	10
Leisure City, Dade	10
Orlando, Duval	10
Passport, Unknown	10
Seacrest, Walton	10
Missing, Putnam	10
Greenville, Taylor	10
Hillsboro Beach, Broward	10
Ozona, Pinellas	10
Missing, Nassau	10
Indian Creek Village, Dade	10
Naples, Lee	10
Steinhatchee, Dixie	10
Eau Gallie, Brevard	10
Deerfield Beach, Palm Beach	10
Telogia, Liberty	10
Alys Beach, Bay	10
Cottdale, Washington	9
Redington Beach, Pinellas	9
Sea Ranch Lakes, Broward	9
Palma Sola, Manatee	9
Lake Como, Putnam	9
Missing, Polk	9
University Park, Manatee	9
Grandin, Putnam	9
Beverly Beach, Flagler	9
Rubonia, Manatee	9
Los Angeles, Dade	9
Lamont, Madison	9
Lloyd, Jefferson	9
Cypress, Jackson	9



# COVID-19: characteristics of 1,794,155 Florida resident cases

Data through Feb 13, 2021 verified as of Feb 14, 2021 at 09:25 AM

Data in this report are provisional and subject to change.

The table below includes the cities and counties of residence for cases in Florida residents based on the patient's ZIP Code. Note that city is not always received as part of the initial notification and may be missing while the case is being investigated.

City and county	Cases
Haines Creek, Lake	9
Florida State Univ Admin, Leon	9
Forest City, Seminole	9
Missing, Martin	9
Fanning Springs, Gilchrist	9
Perrine, Dade	9
Saint Augustine, Duval	9
West Delray Beach, Palm Beach	9
Grant Valkaria, Brevard	9
Briny Breezes, Palm Beach	9
Dade City, Hernando	9
Nobleton, Hernando	8
Elfers, Pasco	8
Virginia Gardens, Dade	8
Salem, Taylor	8
Missing, Unknown	8
Umatilla, Marion	8
Seybold, Dade	8
Fairfield, Marion	8
Ferndale, Lake	8
Fort Walton Beach, Unknown	8
Cross Creek, Alachua	8
Captiva, Lee	8
Goldenrod, Seminole	8
Ponce De Leon, Walton	8
Deer Island, Lake	8
East Lake, Marion	8
Gibsonia, Polk	8
Jerome, Collier	8
Innovation, Pasco	7
Barberville, Volusia	7
Missing, Taylor	7
Wildlight, Nassau	7
Fort Lauderdale, Unknown	7
Missing, Okaloosa	7
Saint Augustine Beach, St. Johns	7
Niceville, Walton	7
Orlando, Alachua	7
Putnam Hall, Putnam	7
Palm City, St. Lucie	7
Aripeka, Pasco	7
Holt, Santa Rosa	7
Maitland, Volusia	7
Pine Ridge, Citrus	7
Switzerland, St. Johns	7
University Of Central Fl, Hillsborough	7
Orlando, Pasco	7
Longboat Key, Sarasota	7
Babcock Ranch, Charlotte	7
Keystone Heights, Bradford	7
Orange Springs, Marion	7
Fernandina, Nassau	7
Evinston, Alachua	7
Day, Lafayette	7
Orange Park, Duval	7
Port Saint John, Brevard	7
Basinger, Okeechobee	7
Lake Butler, Bradford	6
Missing, Flagler	6

# COVID-19: characteristics of 1,794,155 Florida resident cases

Data through Feb 13, 2021 verified as of Feb 14, 2021 at 09:25 AM

Data in this report are provisional and subject to change.

The table below includes the cities and counties of residence for cases in Florida residents based on the patient's ZIP Code. Note that city is not always received as part of the initial notification and may be missing while the case is being investigated.

City and county	Cases
Missing, Bay	6
Mayport Naval Station, Duval	6
Bradenton, Sarasota	6
Maitland, Osceola	6
Inglis, Citrus	6
Glenwood, Volusia	6
Boca Raton, Broward	6
Orchid, Indian River	6
Miccosukee, Leon	6
Pensacola, Unknown	6
Duck Key, Monroe	6
Sunny Hills, Washington	6
Orlando, Flagler	6
Orlando, Marion	6
White City, Gulf	6
Worthington Springs, Union	6
Quail Heights, Dade	6
Punta Gorda, Lee	6
River Ranch, Polk	6
Valkaria, Brevard	6
Indian Shores, Pinellas	6
Missing, Walton	6
Missing, Sarasota	6
Missing, Clay	6
Labelle, Lee	6
Coco River, Collier	6
Hialeah, Broward	6
Grove City, Charlotte	6
Maitland, Hillsborough	6
Winter Park, Polk	6
Winderemere, Orange	6
Westchester, Dade	5
Port Salerno, Martin	5
Ebro, Bay	5
Eglin, Okaloosa	5
Bruce, Holmes	5
Scottsmoor, Brevard	5
Miami, Palm Beach	5
Stuart, St. Lucie	5
Pass, Unknown	5
Missing, Leon	5
Shady Grove, Taylor	5
Milton, Escambia	5
Mayport, Duval	5
Inlet Beach, Bay	5
Bayou George, Bay	5
Miami Gardens, Unknown	5
Miramar, Dade	5
Morriston, Marion	5
Kissimmee, Unknown	5
Jacksonville Naval Air Station, Duval	5
Fort Lauderdale, Palm Beach	5
Psl, Unknown	5
Pompano Beach, Unknown	5
San Carlos Park, Lee	5
Ybor City, Hillsborough	5
Ocoee, Lake	5
Okeechobee, Martin	5
N/A, Unknown	5

# COVID-19: characteristics of 1,794,155 Florida resident cases

Data through Feb 13, 2021 verified as of Feb 14, 2021 at 09:25 AM

Data in this report are provisional and subject to change.

The table below includes the cities and counties of residence for cases in Florida residents based on the patient's ZIP Code. Note that city is not always received as part of the initial notification and may be missing while the case is being investigated.

City and county	Cases
Orlando, Manatee	5
Wakulla Springs, Wakulla	5
Miami Beach, Unknown	5
Anastasia Island, St. Johns	5
Fort Lauderdale, Lee	5
University Of Central Fl, Martin	5
Williston, Marion	5
Seacrest, Bay	4
Point Washington, Walton	4
Pompano Beach, Dade	4
East Rockland Key, Monroe	4
El Jobean, Charlotte	4
Bella Collina, Lake	4
Alys Beach, Walton	4
Missing, Alachua	4
Naples, Unknown	4
Hinsdale, Manatee	4
Weirsdale, Lake	4
Pompano Beach, Palm Beach	4
Oneco, Manatee	4
International Service Center, Dade	4
Indian Rock Beach, Pinellas	4
Hollywood, Unknown	4
Bowling Green, Polk	4
Cypress Gardens, Polk	4
Sugarloaf, Monroe	4
Clarcona, Orange	4
Lamont, Taylor	4
Lazy Lake, Broward	4
Orlando, Lee	4
Missing, Sumter	4
Newberry, Gilchrist	4
Okeechobee, Osceola	4
Boynton Beach, Broward	4
Branford, Gilchrist	4
Conch Key, Monroe	4
Cape Haze, Charlotte	4
Clewiston, Palm Beach	4
Greenville, Jefferson	4
Deland, Lake	4
Oklawaha, Marion	4
Port Charlotte, Unknown	4
Okeechobee, Glades	4
West Bradenton, Manatee	4
Loxahatchee Groves, Palm Beach	4
Live Oak, Madison	4
Lake Geneva, Clay	4
Pensacola, Santa Rosa	4
Pp, Dade	4
Glen Ridge, Palm Beach	4
Missing, Highlands	4
Coconut Creek, Palm Beach	4
Melrose, Bradford	4
Margate, Unknown	4
Highland Park, Polk	4
Mid Florida, Seminole	4
Ocean Breeze, Martin	4
Pass, Dade	3
Vero Beach, Brevard	3

# COVID-19: characteristics of 1,794,155 Florida resident cases

Data through Feb 13, 2021 verified as of Feb 14, 2021 at 09:25 AM

Data in this report are provisional and subject to change.

The table below includes the cities and counties of residence for cases in Florida residents based on the patient's ZIP Code. Note that city is not always received as part of the initial notification and may be missing while the case is being investigated.

City and county	Cases
Jacksonville, Dade	3
Los Angeles, Broward	3
Lake Worth, Broward	3
Brewton, Escambia	3
Apopka, Broward	3
Lanark Village, Franklin	3
Lake Harbor, Palm Beach	3
Maitland, Polk	3
Pp, Unknown	3
Orem, Palm Beach	3
Woodside, Broward	3
Lake City, Duval	3
Lakeland, Hillsborough	3
Immokalee, Lee	3
Lynbrook, Broward	3
Miami, Orange	3
Miami Gardens, Broward	3
Fort Myers, Unknown	3
Hallandale Beach, Unknown	3
Blountstown, Liberty	3
Wildwood, Marion	3
Village Of Golf, Palm Beach	3
Saint Augusaintine Beach, St. Johns	3
Port Saint Lucie, Martin	3
Palm Coast, Volusia	3
Saint Petersburg, Hillsborough	3
Pineland, Lee	3
Tampa Palms, Hillsborough	3
Tampa, Pinellas	3
Tarpon Springs, Pasco	3
Winter Garden, Seminole	3
Clermont, Orange	3
Jacksonville, Clay	3
Laurel, Sarasota	3
Ludlam, Dade	3
Coraopolis, Citrus	3
Chicago, Lee	3
Bristol, Calhoun	3
Jacksonville, Alachua	3
North Fort Myers, Charlotte	3
Stuart, Palm Beach	3
Sorrento, Orange	3
Land O Lakes, Hillsborough	3
Lady Lake, Marion	3
Jacksonville , Duval	3
Bay Harbor Islands, Unknown	3
Ft Pierce, St. Lucie	3
Milligan, Okaloosa	3
Westville, Walton	3
Cape San Blas, Gulf	3
Crestview, Walton	3
Fernandina Beach, Duval	3
Apopka, Lake	3
Island Grove, Alachua	3
Green Cove Springs, Duval	3
Fpo, Duval	3
Mayport Naval Housing, Duval	3
Monticello, Madison	3
Samoset, Manatee	3

# COVID-19: characteristics of 1,794,155 Florida resident cases

Data through Feb 13, 2021 verified as of Feb 14, 2021 at 09:25 AM

Data in this report are provisional and subject to change.

The table below includes the cities and counties of residence for cases in Florida residents based on the patient's ZIP Code. Note that city is not always received as part of the initial notification and may be missing while the case is being investigated.

City and county	Cases
San Fernando, Unknown	3
Vernon, Bay	3
Jonesville, Alachua	3
Julington Creek, St. Johns	3
Jupiter Island, Martin	3
Longwood, Unknown	3
Mims, Volusia	3
Miramar, Unknown	3
Marco Island, Lee	3
Alford, Washington	3
Altamonte Springs, Orange	3
Pembroke Pines, Unknown	3
Ocean Reef Club, Monroe	3
Sandestin, Walton	3
Vero Beach, St. Lucie	3
Venice, Dade	2
West Palm Beach, Unknown	2
Windermere, Hillsborough	2
Winter Park, Volusia	2
Winter Springs, Orange	2
Sand Lake, Orange	2
University Of Central Fl, Seminole	2
Union, Manatee	2
Okeechobee, Highlands	2
Orlando, Escambia	2
Port Charlotte, Lee	2
Port St. Lucie, St. Lucie	2
Bonnie, Dade	2
Eatonville, Polk	2
Delray Beach, Broward	2
Fort Pierce, Brevard	2
High Springs, Columbia	2
Graceville, Unknown	2
Marathon Shores, Monroe	2
Miami, Martin	2
Long Beach, Orange	2
New Port Richey, Hillsborough	2
Labelle, Collier	2
Jena, Taylor	2
Lauderhill, Unknown	2
Seguin, Unknown	2
Sunrise, Unknown	2
Tampa, Broward	2
Tarpon Springs, Hillsborough	2
Sarasota, Unknown	2
Port Canaveral, Brevard	2
Plantation Key, Monroe	2
Orlando, St. Lucie	2
Oakland Park, Unknown	2
Orlando, Collier	2
Marysville, Dade	2
Callahan, Duval	2
Cross Key, Monroe	2
Cibolo, Orange	2
Claysville, Hernando	2
Dade City, Unknown	2
Crescent Beach, Sarasota	2
Defuniak Springs, Okaloosa	2
Defuniak Springs, Unknown	2

# COVID-19: characteristics of 1,794,155 Florida resident cases

Data through Feb 13, 2021 verified as of Feb 14, 2021 at 09:25 AM

Data in this report are provisional and subject to change.

The table below includes the cities and counties of residence for cases in Florida residents based on the patient's ZIP Code. Note that city is not always received as part of the initial notification and may be missing while the case is being investigated.

City and county	Cases
Saint Marys, Nassau	2
Windermere, Lake	2
Wacissa, Jefferson	2
Sutton, Pasco	2
Tampa, Unknown	2
Port Saint Lucie, Palm Beach	2
Red Bay, Holmes	2
Fisher Island, Unknown	2
Fort Lauderdale, Alachua	2
Deerfield Beach, Unknown	2
Doral, Unknown	2
Brooklyn, Broward	2
Cross City, Taylor	2
Carl Fisher, Dade	2
Jupiter, Dade	2
Homeless, Hillsborough	2
Lakeland, Unknown	2
Micanopy, Marion	2
Tampa, Hernando	2
Summerfield, Unknown	2
Sharpes, Brevard	2
Saint Lucie Village, St. Lucie	2
Sebring, Desoto	2
Ormond Beach, Flagler	2
Panama City, Unknown	2
Pembroke Pines, Dade	2
Vero Beach, Unknown	2
Wauchula, Desoto	2
Yeehaw, Okeechobee	2
Marina Del Rey, Broward	2
Melrose, Clay	2
Mesa, Unknown	2
Longview, Dade	2
Noma, Holmes	2
Missing, Osceola	2
Jacksonville Naval Hospital, Duval	2
Jacksonville, Nassau	2
Hosford, Calhoun	2
Aventura, Broward	2
000000, Unknown	2
Champions Gate, Osceola	2
Lecanto, Marion	2
Miami Shores, Broward	2
Maitland, Leon	2
Fort Myers, Collier	2
Fort Pierce, Martin	2
Lake Helen, Orange	2
Clermont, Polk	2
Doctors Inlet, Clay	2
Bonifay, Jackson	2
Bonnie, Sarasota	2
Bronx, Seminole	2
Weston, Dade	2
West Palm Beach, Dade	2
Winter Park, Leon	2
Orlando, Charlotte	2
Olustee, Baker	2
Missing, Hernando	2
Orlando, Santa Rosa	2



# COVID-19: characteristics of 1,794,155 Florida resident cases

Data through Feb 13, 2021 verified as of Feb 14, 2021 at 09:25 AM

Data in this report are provisional and subject to change.

The table below includes the cities and counties of residence for cases in Florida residents based on the patient's ZIP Code. Note that city is not always received as part of the initial notification and may be missing while the case is being investigated.

City and county	Cases
Palm Springs North, Dade	2
None, Dade	2
Navarre, Okaloosa	2
Mount Pleasant, Gadsden	2
Seven Springs, Pasco	2
Upper Key Largo, Monroe	2
University Of Central Florida, Brevard	2
West Villages, Sarasota	2
Zellwood, Lake	2
Blountstown, Jackson	2
Alligator Point, Franklin	2
Bradington, Manatee	2
Coconut Creek, Unknown	2
Hallandale Beach, Dade	2
Crawfordville, Leon	2
Eatonville, Lake	2
Lutz, Pinellas	2
Los Angeles, Okaloosa	2
Lawtey, Union	2
Wekiwa Springs, Seminole	2
Wimauma, Manatee	2
Moore Haven, Hendry	2
Provo, Broward	2
Portland, Unknown	2
University Of Central Florida, Palm Beach	2
University Of Central Florida, Pinellas	2
Sumatra, Liberty	2
Maitland, Lake	2
Hialeah Lakes, Dade	2
Hialeah, Orange	2
Naples, Broward	2
Cassadaga, Volusia	2
Fort Walton Beach, Walton	2
Dunnellon, Levy	2
Madison, Unknown	2
Maitland, Pasco	2
Chipley, Jackson	2
Amelia City, Nassau	2
Apopka, Unknown	2
Alligator Point, Wakulla	2
Florida Power & Light Co, Dade	2
University Of Central Florida, Broward	2
Orlando, Okaloosa	2
Miamt, Dade	2
Ocala, Unknown	2
Ridge Manor Estates, Sumter	2
Saint Teresa, Wakulla	2
San Antonio, Dade	1
San Diego, Unknown	1
Republic, Monroe	1
Russellville, Hillsborough	1
Saint Augustine, Okaloosa	1
Steinhatchee, Alachua	1
Sanford, Palm Beach	1
Sebastian, Lake	1
Ridgewood, Broward	1
Riverview, Manatee	1
Roseland, Palm Beach	1
Porter Ranch, Dade	1

# COVID-19: characteristics of 1,794,155 Florida resident cases

Data through Feb 13, 2021 verified as of Feb 14, 2021 at 09:25 AM

Data in this report are provisional and subject to change.

The table below includes the cities and counties of residence for cases in Florida residents based on the patient's ZIP Code. Note that city is not always received as part of the initial notification and may be missing while the case is being investigated.

City and county	Cases
Raiford, Bradford	1
Ponte Vedra Beach, Orange	1
Port Orange , Volusia	1
Port Saint Lucie, Indian River	1
Plant City, Unknown	1
Pompano Beach, Alachua	1
Middleburg, Duval	1
Midland, Osceola	1
Miami, Charlotte	1
Miamii, Dade	1
Missing, Wakulla	1
Mumford, Manatee	1
N/A, Duval	1
Naples, Alachua	1
Palm City, Unknown	1
Oviedo, Leon	1
Ocean City, Broward	1
Old Town, Gilchrist	1
Opa Locka, Polk	1
Orem, Sarasota	1
Orem, Unknown	1
University Of Central Florida, Hillsborough	1
Wilbur By The Sea, Volusia	1
Willowbrook, Lee	1
Westerville, Hillsborough	1
Wilton Manors, Dade	1
Winston Salem, Unknown	1
Winter Garden, Hillsborough	1
Woodland Hills, Brevard	1
Village Of Palm Springs, Palm Beach	1
Virginia Beach, Alachua	1
Webster, Pasco	1
Union City, Bradford	1
University Of Central Fl, Pasco	1
Tampa, Escambia	1
Tampa, Manatee	1
Tangerine, Lake	1
Yulee, Duval	1
Fort Denaud, Glades	1
Fort Meyers, Lee	1
Everett, Dade	1
Fl State Lot, Leon	1
El Paso, Unknown	1
Eatonville, Seminole	1
Colorado Springs, Unknown	1
Conifer, Lee	1
Destin, Unknown	1
Diamond, Highlands	1
Daniel Island, Bay	1
Altamonte, Orange	1
Alva, Collier	1
333, Unknown	1
Allentown, Putnam	1
Apple Creek, Citrus	1
Amelia Village, Nassau	1
Barefoot Beach, Lee	1
Azalea Park, Osceola	1
Avon, Manatee	1
Aventura, Osceola	1

# COVID-19: characteristics of 1,794,155 Florida resident cases

Data through Feb 13, 2021 verified as of Feb 14, 2021 at 09:25 AM

Data in this report are provisional and subject to change.

The table below includes the cities and counties of residence for cases in Florida residents based on the patient's ZIP Code. Note that city is not always received as part of the initial notification and may be missing while the case is being investigated.

City and county	Cases
Chipley, Holmes	1
Chattanooga, Dade	1
Chickasha, Sarasota	1
Boston, Dade	1
Bryn Mawr, Palm Beach	1
Burkeville, Brevard	1
Camden Wyoming, Duval	1
Bear Grass, Palm Beach	1
Mary Esther, Escambia	1
Miami Garden, Unknown	1
Longwood, Orange	1
Lauderdale Hill, Unknown	1
Lehigh Cares, Lee	1
Live Oak, Columbia	1
Loganville, Orange	1
Lake Mary, Lake	1
Knoxville, Escambia	1
Jeffersonville, Broward	1
Hickory, Lee	1
Hilliard, Unknown	1
Homeless, Dade	1
Homer, Escambia	1
Hallandate Ben, Unknown	1
Havana, Leon	1
Fortlauderdale, Unknown	1
Fortwalton Beach, Okaloosa	1
Ft Pierce, Unknown	1
Garland, Orange	1
Downers Grove, St. Lucie	1
Duke Field Air Force Station, Okaloosa	1
Export, Palm Beach	1
Fdsf, Unknown	1
Felda, Palm Beach	1
Flagler Beach, Volusia	1
Flomaton, Escambia	1
Flora, Lee	1
Fresno, Pasco	1
Fort Myers, Lake	1
Green, Clay	1
Greensburg, Orange	1
Greenville, Monroe	1
Gulf Shores, Escambia	1
Fruitland Park, Sumter	1
Fwb, Unknown	1
Gainesville, Marion	1
Gastonia, Polk	1
Clearwater, Highlands	1
Clermont, Unknown	1
Columbia, Orange	1
Coral Gables, Unknown	1
Coral Springs, Unknown	1
Cornelius, Leon	1
Crestview, Dade	1
Dade City, Polk	1
Dania, Unknown	1
Darien, Pasco	1
Arcadia, Charlotte	1
Aspen, Palm Beach	1
Atlanta, Broward	1

# COVID-19: characteristics of 1,794,155 Florida resident cases

Data through Feb 13, 2021 verified as of Feb 14, 2021 at 09:25 AM

Data in this report are provisional and subject to change.

The table below includes the cities and counties of residence for cases in Florida residents based on the patient's ZIP Code. Note that city is not always received as part of the initial notification and may be missing while the case is being investigated.

City and county	Cases
Aurburndale, Polk	1
Aventura, Unknown	1
Azalea Park, Sarasota	1
Bartow, Unknown	1
Boca Rotan, Unknown	1
Alpharetta, Alachua	1
Apalachicola, Leon	1
Brooksville, Columbia	1
Bryn Mawr, Collier	1
Canfield, Duval	1
Naugatuck, Lee	1
Myakka, Duval	1
North Little Rock, Palm Beach	1
New Vernon, Sarasota	1
New York, Broward	1
Northville, Broward	1
Ocala, Indian River	1
Ocoee, Broward	1
Olando, Orange	1
Ocoee, Polk	1
Monessen, Palm Beach	1
Missing, Columbia	1
Missing, Baker	1
Middleburg, Unknown	1
Minneapolis, Broward	1
Hilliard, Dade	1
Hollywood, Leon	1
Holt, Unknown	1
Homestead, Monroe	1
Humble, Broward	1
Havanna, Gadsden	1
Lake City, Volusia	1
Jan Phyl Village, Polk	1
Killarney, Orange	1
Knoxville, Duval	1
Maitland, Unknown	1
Melbourne, Orange	1
Metter, Volusia	1
Miami Beach, Palm Beach	1
Miami Granders, Dade	1
Lakeland, Pasco	1
Lakewood, Unknown	1
Los Angeles, Polk	1
Sumter Ville, Unknown	1
Tallahassee, Escambia	1
Telluride, Lee	1
Tinley Park, Lee	1
University Of Central Fl, Dade	1
Stockbridge, Leon	1
Sullivans Island, Dade	1
Tampa, Dade	1
Tampa, Jackson	1
Tampa, Lee	1
Saint Petersburg, Dade	1
San Juan, Osceola	1
San Pedro Sula, Dade	1
Sandy, Duval	1
South Otsellic, Dade	1
Sevierville, Dade	1

# COVID-19: characteristics of 1,794,155 Florida resident cases

Data through Feb 13, 2021 verified as of Feb 14, 2021 at 09:25 AM

Data in this report are provisional and subject to change.

The table below includes the cities and counties of residence for cases in Florida residents based on the patient's ZIP Code. Note that city is not always received as part of the initial notification and may be missing while the case is being investigated.

City and county	Cases
Southampton, Palm Beach	1
Springhill, Unknown	1
Pound Ridge, Leon	1
Richmond Heights, Dade	1
Riverview, Pinellas	1
Rochester, Lee	1
Rosemary Beach, Bay	1
Saint Cloud, Orange	1
Ponce, Orange	1
Port Charlotte Fl, Unknown	1
Plant City, Hendry	1
Plant City, Pinellas	1
Plantation, Unknown	1
Opa Locka, Unknown	1
Orem, Nassau	1
Orlando, Highlands	1
Windermere, Polk	1
Winter Park, Lake	1
Wayne, Dade	1
West Simsbury, Collier	1
Leesburg, Marion	1
Lehigh Acres, Dade	1
Lewisburg, Pasco	1
Largo, Unknown	1
Littleton, Dade	1
Lake City, Hamilton	1
La Grange, Dade	1
Homosassa, Hernando	1
Holly Ridge, Orange	1
Homeless, Polk	1
Jerusalem, St. Johns	1
Louisville, Manatee	1
Los Angeles Ca, Unknown	1
Macdill Air Force Base, Hillsborough	1
Margate, Dade	1
Marshall, Dade	1
Mary Esther, Unknown	1
Miami Lakes, Unknown	1
Miami, Hillsborough	1
Miami, Manatee	1
Miami Beach, Broward	1
Middlesburg, Duval	1
Missing, Jackson	1
Davenport, Orange	1
Daytona Beach, Unknown	1
Deland, St. Lucie	1
Deltona, Orange	1
Foley, Escambia	1
Harrison, Pinellas	1
Granada Hills, Broward	1
Guilford, Dade	1
Hailandale, Unknown	1
Fort Myers-, Lee	1
Fort Pierce, Unknown	1
Gainesville, Duval	1
Conway, Leon	1
Cypress, Leon	1
Clermont, Volusia	1
Clewiston, Glades	1

# COVID-19: characteristics of 1,794,155 Florida resident cases

Data through Feb 13, 2021 verified as of Feb 14, 2021 at 09:25 AM

Data in this report are provisional and subject to change.

The table below includes the cities and counties of residence for cases in Florida residents based on the patient's ZIP Code. Note that city is not always received as part of the initial notification and may be missing while the case is being investigated.

City and county	Cases
Bridgeport, Dade	1
Bronx, Palm Beach	1
Cartersville, Unknown	1
Altoona, Marion	1
Anaheim, Unknown	1
Argyle, Walton	1
Athens, Duval	1
Bogota, Orange	1
Bradenton, Dade	1
Bradenton, Osceola	1
Zolfo Springs, Polk	1
Westbrook, Dade	1
Wichita, Volusia	1
West Palm Beach, Broward	1
Winder Garden, Orange	1
Windermere, Leon	1
Windermere, Osceola	1
Windermere, Seminole	1
Winter Garden, Broward	1
Winter Park, St. Johns	1
Winter Garden, Pinellas	1
Winter Park, Broward	1
Winter Park, Indian River	1
Winter Park, Lee	1
Tulsa, Orange	1
Sun City Center, Hardee	1
Tiffin, Highlands	1
Venice, Unknown	1
Vernon, Unknown	1
Washington, Unknown	1
Wells, Polk	1
Saint Cloud, Unknown	1
Saint Johns, Unknown	1
Shelton, Manatee	1
Tallahassee, Duval	1
Tallahassee, Unknown	1
Tampa, Palm Beach	1
Tavares, Marion	1
Spring Hill , Hernando	1
Spring Hill, Dade	1
Starke, Clay	1
Stone Mountain, Palm Beach	1
Navarre, Dade	1
New Orleans, Palm Beach	1
Newark, Broward	1
Newburgh, Bay	1
North Pole, Seminole	1
North Port, Lee	1
Old Town, Alachua	1
Ona, Manatee	1
Oooooo, Unknown	1
Ocoee, Osceola	1
Okeechobee, Broward	1
Orlando, Columbia	1
Orlando, Indian River	1
Orem, Broward	1
Ormond Beach, Unknown	1
Oviedo, Brevard	1
Orlando, Sarasota	1



# COVID-19: characteristics of 1,794,155 Florida resident cases

Data through Feb 13, 2021 verified as of Feb 14, 2021 at 09:25 AM

Data in this report are provisional and subject to change.

The table below includes the cities and counties of residence for cases in Florida residents based on the patient's ZIP Code. Note that city is not always received as part of the initial notification and may be missing while the case is being investigated.

City and county	Cases
Saint Petersburg, St. Lucie	1
Sandford, Seminole	1
Sarasota, Flagler	1
Saxis, Lee	1
Sebring, Lee	1
Rye, Duval	1
Rex, Duval	1
Parker, Dade	1
Parker, Leon	1
Pacifica, Dade	1
Palm Coast, Alachua	1
Palm Coast, Polk	1
Port Everglades, Broward	1
Peoria, Unknown	1
Plantation, Orange	1
Pompano Beach, Martin	1
Panama City, Walton	1
Perry, Leon	1
Port Orange, Unknown	1
Port Saint Lucie, Orange	1
Provincetown, Collier	1
Palm Coast, Duval	1
Orlando, Union	1
Ovido, Seminole	1
Oxford, Palm Beach	1
New Richmond, Volusia	1
Opalocka, Dade	1
North Canton, Palm Beach	1
Oakland, Leon	1
Ocala, Alachua	1
Okeechobee, St. Lucie	1
Spring Park, Alachua	1
Steinhatchee, Madison	1
Tangerine, Seminole	1
Tewksbury, Orange	1
Umatilla, Alachua	1
University Of Central Florida, Monroe	1
Toms River, Dade	1
South Burlington, Orange	1
Shannon, Collier	1
Soldotna, Broward	1
Rio Dell, Volusia	1
Rochelle, Volusia	1
Saint Cloud, Lee	1
Saint Johns, Orange	1
San Antonio, Sarasota	1
San Antonio, Unknown	1
Sanford, Volusia	1
Winter Park, Osceola	1
Wood River, Polk	1
Worcester, Palm Beach	1
Wheaton, Lee	1
Winter Park, Alachua	1
Wilmington, Broward	1
Wesley Chapel, Alachua	1
Virginia Beach, Hernando	1
Waco, Broward	1
Washington, Broward	1
Bryant, Alachua	1

# COVID-19: characteristics of 1,794,155 Florida resident cases

Data through Feb 13, 2021 verified as of Feb 14, 2021 at 09:25 AM

Data in this report are provisional and subject to change.

The table below includes the cities and counties of residence for cases in Florida residents based on the patient's ZIP Code. Note that city is not always received as part of the initial notification and may be missing while the case is being investigated.

City and county	Cases
Boca Raton, Unknown	1
Bohealia, Lee	1
Buffalo, Palm Beach	1
Carol Stream, Orange	1
Castleberry, Escambia	1
Charlotte, Pasco	1
Arlington, Dade	1
Apopka, Flagler	1
99, Unknown	1
Alanson, Bay	1
Aollywoss, Dade	1
Blowing Rock, Polk	1
Belleair, Hillsborough	1
Dorchester, Orange	1
Deland, Polk	1
Estero, Collier	1
Fanning Springs, Levy	1
Clear Brook, Lee	1
Crestview, Holmes	1
Columbus, Brevard	1
Cookeville, Seminole	1
Cumberland, Palm Beach	1
Dade City, Hillsborough	1
Dallas, Lee	1
De Leon Springs, Putnam	1
Lake Placid, Alachua	1
Kingsland, Duval	1
Kissimmee, Brevard	1
Jupiter, Unknown	1
Jamaica, Broward	1
Jersey City, Polk	1
Gainesville, Baker	1
Gilmer, Dade	1
Jacksonville, Manatee	1
Haverford, Hillsborough	1
Herrin, Orange	1
Marianna, Calhoun	1
Marshall, Palm Beach	1
Miami, Collier	1
Miami, St. Lucie	1
Melrose, Alachua	1
Miamf, Dade	1
Miami G, Dade	1
Lemoyne, Manatee	1
Los Angeles, Palm Beach	1
Lyndhurst, Broward	1
Magnolia Square, Osceola	1
Maitland, Alachua	1
Lawrence Township, Palm Beach	1
Las Vegas, Orange	1
Lake Worth Beach, Broward	1
Lander, Citrus	1
Cincinnati, Dade	1
Crossings, Unknown	1
Dfafs, Okaloosa	1
Davenport, Lake	1
Davie, Unknown	1
Dayton, Orange	1
Edgewood, Broward	1

# COVID-19: characteristics of 1,794,155 Florida resident cases

Data through Feb 13, 2021 verified as of Feb 14, 2021 at 09:25 AM

Data in this report are provisional and subject to change.

The table below includes the cities and counties of residence for cases in Florida residents based on the patient's ZIP Code. Note that city is not always received as part of the initial notification and may be missing while the case is being investigated.

City and county	Cases
Elkton, Putnam	1
Floral, Okaloosa	1
Armstrong, St. Johns	1
Atl, Brevard	1
Alva, Escambia	1
Andalusia, Escambia	1
Arcadia, Highlands	1
Baker, Santa Rosa	1
Belleville, Palm Beach	1
Belmont, Santa Rosa	1
Blountstown, Broward	1
Bronson, Alachua	1
Brooker, Alachua	1
Bradenton, Clay	1
Brandon, Pinellas	1
Bonita, Lee	1
Bocaraten, Palm Beach	1
Hudson, Pinellas	1
Hoosick Falls, Broward	1
Indian Rock Beach, Palm Beach	1
Interlachen, Duval	1
Kure Beach, Monroe	1
Lakeland, Palm Beach	1
Gibson, Unknown	1
Gainesville, Okaloosa	1
Gainesville, Unknown	1
Hialeahgardens, Dade	1
Hiram, Leon	1
Greenbrier, Bay	1
Groveland, Orange	1
Monroe, Hillsborough	1
New Vernon, Palm Beach	1
Olds, Manatee	1
Longwood, Broward	1
Lucedale, St. Lucie	1
Macclenny, Duval	1
Mantua, Broward	1
Middletown, Osceola	1
Mayaguez, Dade	1
Westlake Village, Unknown	1
Watersound, Bay	1
White Plains, Broward	1
Whites Creek, Leon	1
Windermere, Volusia	1
Wtixrat, Dade	1
Ventura, Orange	1
Unk, Duval	1
Unknown Out Of Area, St. Lucie	1
Pembroke Pines, Orange	1
Pensacola, Sumter	1
Palm Coast, Unknown	1
Paducah, Manatee	1
Orlando, Jackson	1
North Laud, Unknown	1
Ocoee, Unknown	1
Perth Amboy, Hillsborough	1
Port Orange, Brevard	1
Powell, Lee	1
Puerto Rico, Unknown	1

# COVID-19: characteristics of 1,794,155 Florida resident cases

Data through Feb 13, 2021 verified as of Feb 14, 2021 at 09:25 AM

Data in this report are provisional and subject to change.

The table below includes the cities and counties of residence for cases in Florida residents based on the patient's ZIP Code. Note that city is not always received as part of the initial notification and may be missing while the case is being investigated.

City and county	Cases
Punta Gorda, Unknown	1
Randolph, Orange	1
Rivera Beach, Palm Beach	1
Saint Augustine, Flagler	1
Seffenner, Hillsborough	1
Seminole, Lee	1
Saint Petersburg, Charlotte	1
Sunrtise, Dade	1
Tallahassee, Gadsden	1
Tallahassee, Madison	1
University Of Central Florida, Lee	1
Trenton, Dixie	1
Uknown, Unknown	1
Toms River, Lee	1
Tourist, Dade	1
Mckinney, Broward	1
Miamc, Dade	1
Missing, Okeechobee	1
Monroe Township, Palm Beach	1
Moore Haven, Okeechobee	1
Morrisville, Unknown	1
Lake Butler, Alachua	1
Las Vegas, Palm Beach	1
Ldhl, Broward	1
Longwood, Volusia	1
Lehigh Acres, Collier	1
Lincoln, St. Lucie	1
Little Neck, Lee	1
Homeless, Monroe	1
Homeless, Pinellas	1
Hudson, Hernando	1
Hoclywsod, Dade	1
Holiday, Pinellas	1
Indian Rocks Beach, Duval	1
Indiantown, Palm Beach	1
Inglewood, Sarasota	1
Inverness, Marion	1
Inwood, Broward	1
Irvine, Marion	1
Istachatta, Hernando	1
Jupiter, St. Lucie	1
Kenilworth, Leon	1
Jacksonville, Orange	1
Jefferson, Dade	1
Jonesboro, Leon	1
Key West, Duval	1
Keys West, Unknown	1
Kingsland, Nassau	1
Knoxville, Bay	1
Carmel, Orange	1
Cedar Springs, Hernando	1
Chicago, Unknown	1
Coconut Ck, Unknown	1
Dallas, Hernando	1
Dayton, Lake	1
Daytona Beach, Pinellas	1
Dearborn, Broward	1
Deer Park, Dade	1
Brooklyn, Dade	1

# COVID-19: characteristics of 1,794,155 Florida resident cases

Data through Feb 13, 2021 verified as of Feb 14, 2021 at 09:25 AM

Data in this report are provisional and subject to change.

The table below includes the cities and counties of residence for cases in Florida residents based on the patient's ZIP Code. Note that city is not always received as part of the initial notification and may be missing while the case is being investigated.

City and county	Cases
Brooklyn, Lee	1
Caracas, Dade	1
Boston, Broward	1
Bel Air, Collier	1
O, Manatee	1
Alachua, Duval	1
Alpharetta, Broward	1
Apopka, Clay	1
Asheville, Highlands	1
Astoria, Broward	1
Bartow, Hardee	1
Downingtown, Hillsborough	1
Dpo, Santa Rosa	1
Dunedin, Unknown	1
Deerfield, Dade	1
Deland, Seminole	1
Deltona, Seminole	1
Fort Lauderdale, Leon	1
Fort Myers, Sarasota	1
Fort Pierce, Palm Beach	1
Fort White, Clay	1
East Palatka, Hillsborough	1
Eastpoint, Leon	1
Gotcha, Orange	1
Greensburg, Palm Beach	1
Garden City, Alachua	1
Gaylord, Orange	1
Hallandale, Unknown	1
Haines City, Osceola	1
Hernando, Marion	1
Hialeah, Collier	1
Helen, Bay	1
Saint Joseph, Volusia	1
Russellville, Bay	1
Saint Cloud, Palm Beach	1
Prattville, Hillsborough	1
Prestonsburg, Bay	1
Quincy, Jackson	1
Rapid City, Broward	1
Piasa, Putnam	1
Suitland, Volusia	1
Sunbright, Palm Beach	1
San Antonio, Orange	1
Sanford, Unknown	1
Seminole, Leon	1
Shalimar, Unknown	1
Shirley, Flagler	1
Oldsmar, Hillsborough	1
North Palm Beach, Orange	1
Northport, Sarasota	1
Oakland, Lee	1
Milford, Lee	1
Myakka City, Sarasota	1
New Middletown, Hillsborough	1
New Port Richey, Pinellas	1
New Port Richey, Unknown	1
Newberry, Marion	1
Orlo Vista, Orange	1
Other, Dade	1

# COVID-19: characteristics of 1,794,155 Florida resident cases

Data through Feb 13, 2021 verified as of Feb 14, 2021 at 09:25 AM

Data in this report are provisional and subject to change.

The table below includes the cities and counties of residence for cases in Florida residents based on the patient's ZIP Code. Note that city is not always received as part of the initial notification and may be missing while the case is being investigated.

City and county	Cases
Palm Beach Gardens, Unknown	1
Palmetto Bay, Palm Beach	1
Palmetto, Pasco	1
Pass-A-Grille Beach, Pinellas	1
Pembroke Lakes, Broward	1
Tavares, Orange	1
Tequesta, Martin	1
Topsham, Manatee	1
Town Of Nocatee, St. Johns	1
Troy, Manatee	1
Unkn, Duval	1
Syracuse, Polk	1
Tallahassee, Dade	1
Tamarac, Dade	1
Waipahu, Santa Rosa	1
Ward, Polk	1
Wellborn, Columbia	1
West APlm Beach, Palm Beach	1
West Yarmouth, St. Lucie	1
Venetian Islands, Dade	1
Winter Garden, Duval	1
Woodbine, Nassau	1
Yulee, St. Johns	1
Zephyrhills, Hillsborough	1
Daytona Beach, Orange	1
Deerfield Beach, Polk	1
Crestview, Broward	1
Dalecity, Okaloosa	1
Clearwater, Leon	1
Crystal River, Marion	1
Crystal River, Unknown	1
Fellsmere, Brevard	1
Fleming Island, Duval	1
Florida City, Unknown	1
Fort Lauderdale, Collier	1
El Dorado, Palm Beach	1
East Setauket, Palm Beach	1
Canton, Duval	1
Charlotte, Alachua	1
Cantonment, Santa Rosa	1
Cape Coral, Unknown	1
Bryceville, Duval	1
Bradenton, Lee	1
Boca Raton, Dade	1
Boca Raton, Madison	1
Bogota, Unknown	1
Atlanta, Walton	1
Attalla, Broward	1
Auburn, Palm Beach	1
Autaugaville, Broward	1
Apopka, Volusia	1
Alachua, Suwannee	1
Alafaya, Broward	1
Alafaya, Pinellas	1
Merrick, Palm Beach	1
Metter, Manatee	1
Miamiardens, Unknown	1
Miamksaohes, Dade	1
Miami Dade, Unknown	1



# COVID-19: characteristics of 1,794,155 Florida resident cases

Data through Feb 13, 2021 verified as of Feb 14, 2021 at 09:25 AM

Data in this report are provisional and subject to change.

The table below includes the cities and counties of residence for cases in Florida residents based on the patient's ZIP Code. Note that city is not always received as part of the initial notification and may be missing while the case is being investigated.

City and county	Cases
Lake Clarke Shores, Palm Beach	1
Lake Forest, Collier	1
Macclenny, Dixie	1
Madison, Jefferson	1
Maitland, Collier	1
Key West, Palm Beach	1
Kilgore, Dade	1
Jupiter Inlet, Palm Beach	1
Jzx, Unknown	1
Land O Lakes, Unknown	1
Landolakes, Unknown	1
Lawton, Okaloosa	1
Levittown, Palm Beach	1
Lima, Manatee	1
Lima, Volusia	1
Gainesville, Levy	1
Glen Cove, Unknown	1
Glen Saint Mary, Duval	1
Golden Oak, Hillsborough	1
Greensboro, Leon	1
Jacksonville, Baker	1
Jacksonville, Marion	1
Irmo, Unknown	1
Immokalee, Walton	1
Orlando, Gadsden	1
Orlando, Hernando	1
Orlando, St. Johns	1
Orem, Dade	1
Orlando, Citrus	1
Ocala, Duval	1
Okeechobi, Unknown	1
Monument, Broward	1
Mokena, Lee	1
Morrisville, Palm Beach	1
North Brunswick, St. Lucie	1
North Grafton, Dade	1
North Lauderdale, Unknown	1
North Porte, Unknown	1
Notrealville, Polk	1
Orlando, Walton	1
Oviedo, Lake	1
Pensacola, Dade	1
Panomo City, Bay	1
Parrish, Sarasota	1
Plantation, Leon	1
Pooler, Broward	1
Port St. Lucie, Unknown	1
Punta Gorda, Sarasota	1
Putnam, Putnam	1
Rye, Palm Beach	1
Ridgewood, Lee	1
Roayl Palm Beach, Palm Beach	1
Roseville, Broward	1
Saint Petersburg, Bay	1
San Marcos, Unknown	1
Twentynine Palms, Broward	1
Surprise, Unknown	1
Syracuse, Unknown	1
St Cloud, Orange	1

# COVID-19: characteristics of 1,794,155 Florida resident cases

Data through Feb 13, 2021 verified as of Feb 14, 2021 at 09:25 AM

Data in this report are provisional and subject to change.

The table below includes the cities and counties of residence for cases in Florida residents based on the patient's ZIP Code. Note that city is not always received as part of the initial notification and may be missing while the case is being investigated.

City and county	Cases
St Helena Is, Dade	1
Vernon, Walton	1
West Miami, Unknown	1
Waukesha, Volusia	1
Venezuela, Unknown	1
Whippany, Volusia	1
Xifamk, Dade	1
Windermere, Alachua	1
Winfield, Hillsborough	1
Winter Garden, Unknown	1
Winter Park, Brevard	1
Winter Park, Unknown	1
Lake Worth, Unknown	1
Litchfield Park, Monroe	1
Littleton, St. Johns	1
Jupiter, Pinellas	1
Kansas City, Palm Beach	1
Lake Como, Nassau	1
Lake In The Hills, Broward	1
Gwynn Oak, Polk	1
Indianapolis, Lee	1
Newaygo, Charlotte	1
New Canaan, Dade	1
Na, Dade	1
Naples, Leon	1
Melbourne, Volusia	1
Mattoon, Lee	1
Milford, Bay	1
Milford, Unknown	1
Los Angeles, Orange	1
Maitland, Palm Beach	1
Marianna, Leon	1
Marianna, Washington	1
Mary Esther, Hillsborough	1
Fort Worth, Broward	1
Franklin, Orange	1
Frostproof, Highlands	1
Gainesville, Palm Beach	1
Gainesville, Santa Rosa	1
Crescent City, Marion	1
Crestview, Unknown	1
Commerce Township, Manatee	1
Crawfordville, Alachua	1
Denton, Broward	1
Destin, Bay	1
Eureka, Flagler	1
Evansville, Citrus	1
Bonnie, St. Johns	1
Boys Ranch, Suwannee	1
Brownsville, Escambia	1
Bryant, Palm Beach	1
Clearwater, Hillsborough	1
Coal City, Pasco	1
Celebration, Orange	1
Chicago, Broward	1
Choctaw Beach, Unknown	1
8852 Teacher Ln, Pasco	1
Addison, Pasco	1
Apopka, Citrus	1

# COVID-19: characteristics of 1,794,155 Florida resident cases

Data through Feb 13, 2021 verified as of Feb 14, 2021 at 09:25 AM

Data in this report are provisional and subject to change.

The table below includes the cities and counties of residence for cases in Florida residents based on the patient's ZIP Code. Note that city is not always received as part of the initial notification and may be missing while the case is being investigated.

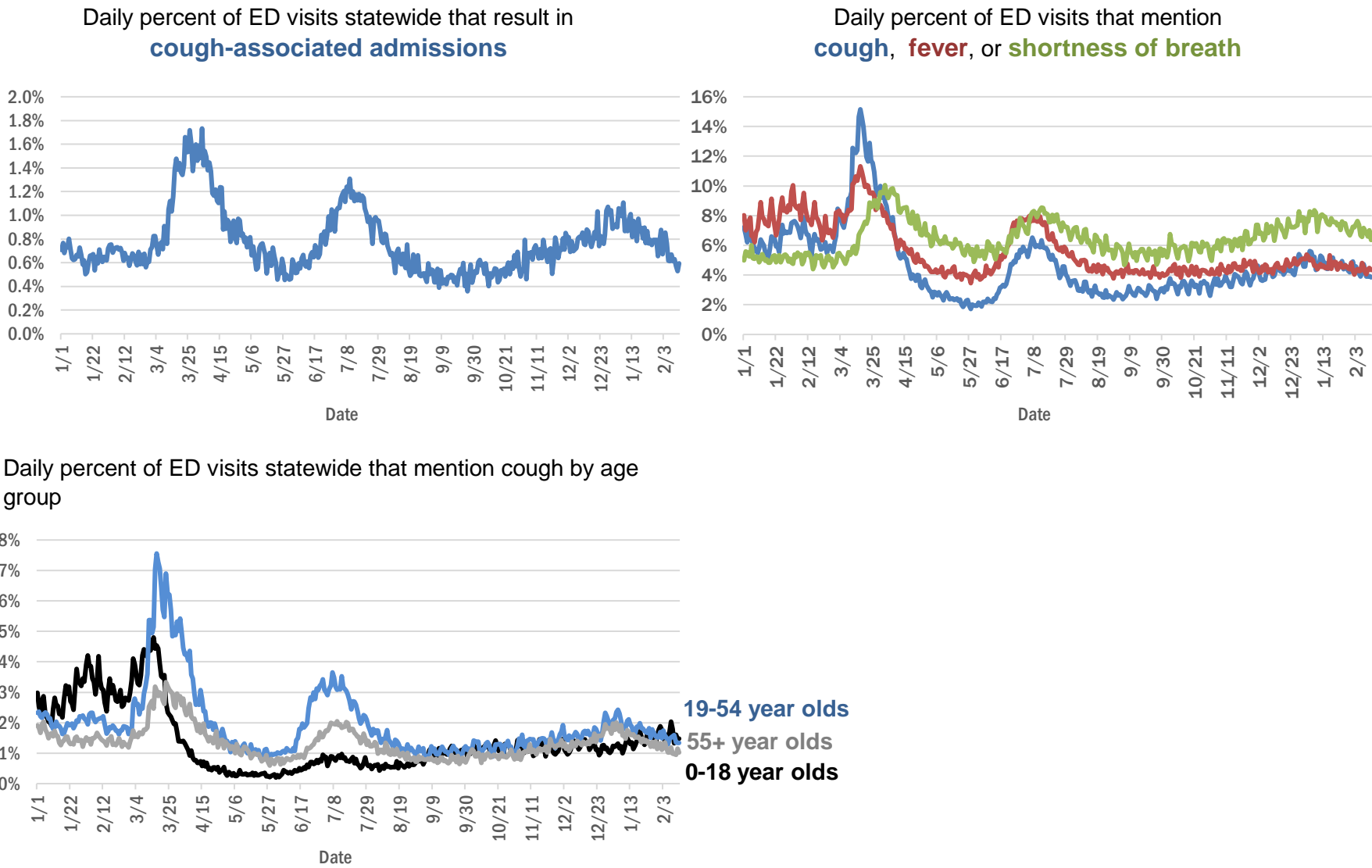
City and county	Cases
Apopka, Hillsborough	1
Arabi, Orange	1
Austin, Dade	1
Belleair Bluffs, Unknown	1
Apo, Collier	1
Big Torch Key, Monroe	1
Black, Holmes	1
Boca Raton, Lee	1
Bonifay, Unknown	1
Port Saint Lucie, Marion	1
Port St Luice, Unknown	1
Pompano Beach, Osceola	1
Pensacola Naval Hospital, Escambia	1
Plymouth, Pasco	1
Pass-A-Grille, Pinellas	1
Oviedo, Orange	1
Pace, Escambia	1
Painted Post, Pasco	1
Palatka, Marion	1
Okeechobee, Unknown	1
North Port, Charlotte	1
Tavares, Unknown	1
Temple, Palm Beach	1
Surfside Beach, Orange	1
Tampa, Duval	1
Summerdale, Escambia	1
Sun City Center, Lee	1
Saint Charles, Orange	1
St Peterburg, Orange	1
Stiamk, Dade	1
Scottsdale, Brevard	1
Roswell, Bay	1
Ruskin, Dade	1
Ruskin, Manatee	1
Saint Petersburg, Duval	1
Saint Petersburg, Manatee	1
Winter Springs, Polk	1
Youngstown, Washington	1
Winnetka, Dade	1
Winter Garden, Osceola	1
Winter Haven, Osceola	1
Winter Park, Duval	1
Winter Park, Palm Beach	1
Weston, Unknown	1
Wildwood, Lee	1
West Hollywood, Broward	1
Waverly, Duval	1
Wabasha, Clay	1
Unknown, Duval	1
Upland, Manatee	1
Total	1,794,155

# COVID-19: additional surveillance information

Data through Feb 13, 2021 verified as of Feb 14, 2021 at 09:25 AM

Data in this report are provisional and subject to change.

## Statewide emergency department (ED) chief complaint and admission data



The Electronic Surveillance System for the Early Notification of Community-Based Epidemics (ESSENCE-FL) includes chief complaint data from 211 of 211 Florida EDs. Data are transmitted electronically to ESSENCE-FL daily or hourly.

# COVID-19: testing by laboratory

Data through Feb 13, 2021 verified as of Feb 14, 2021 at 09:25 AM

Data in this report are provisional and subject to change.

The numbers in the table below represent the number of Florida and non-Florida residents for whom test results were received by the Department of Health. A person can be tested by more than one laboratory and can have both positive and negative results. **Therefore, the sum of the numbers in each column will be larger than the total number of people tested.**

Reporting lab	Inconclusive	Negative	Positive	Percent positive	Total
LABORATORY CORPORATION OF AMERICA	2,461	1,525,167	208,846	12%	1,736,474
CURATIVE LABS	13,202	1,386,940	209,271	13%	1,609,413
QUEST DIAGNOSTICS	11,343	1,311,437	194,109	13%	1,516,889
BIO REFERENCE LABORATORIES, INC	7,559	890,588	171,146	16%	1,069,293
REALTOX LABS LLC	6,092	566,690	92,920	14%	665,702
HELIX	7,622	555,895	98,101	15%	661,618
GENETWORX	661	390,602	32,957	8%	424,220
NOMI_HEALTH	2,024	339,061	50,268	13%	391,353
CDR MAGUIRE - HEALTH CARE CENTER		338,627	51,530	13%	390,157
RCA LABORATORY SERVICES, LLC		350,134	37,450	10%	387,584
EAST FLORIDA STATE COLLEGE - BREVARD		212,887	26,986	11%	239,873
IMPACT HEALTH BIOMETRIC TESTING, INC	1,018	207,047	24,141	10%	232,206
BPHL-JACKSONVILLE	18	168,417	30,041	15%	198,476
NOMI HEALTH LAB SERVICES		172,679	19,807	10%	192,486
PWNHEALTH	1,133	151,768	21,062	12%	173,963
CB SMITH PARK		150,117	18,794	11%	168,911
MAKO GENOMICS	7,332	132,330	24,205	15%	163,867
ADVENTHEALTH LAB	99	144,381	18,867	12%	163,347
FULGENT DIAGNOSTICS LABORATORY	2,881	133,856	14,834	10%	151,571
MAYO CLINIC LABORATORIES	328	133,080	17,054	11%	150,462
ELABNETWORK	1,059	136,990	11,688	8%	149,737
BPHL-MIAMI	225	123,399	21,016	15%	144,640
BAYCARE LABORATORIES LLC	553	120,804	10,796	8%	132,153
MEMORIAL REGIONAL HOSPITAL SOUTH	25	106,088	21,875	17%	127,988
NORTHWEST LABORATORY	246	121,054	6,473	5%	127,773
ASCENSION SACRED HEART HOSPITAL - PENSACOLA	2	107,861	17,245	14%	125,108
BIOCOLLECTIONS WORLDWIDE, INC	729	105,754	13,208	11%	119,691
ORLANDO HEALTH SYSTEM	677	106,110	11,184	9%	117,971
ADVENT HEALTH LAB	112	101,260	13,956	12%	115,328
MEDICAL DIAGNOSTIC LABORATORIES	973	98,515	14,211	12%	113,699
UF HEALTH MEDICAL LAB	33	92,687	8,714	9%	101,434
BPHL-TAMPA (SPECTRUM BLVD)	45	84,722	15,773	16%	100,540
AKESOGEN		83,550	16,141	16%	99,691
TESTING MATTERS INC	450	84,001	14,043	14%	98,494
KORVALABS, INC	1,285	91,417	4,696	5%	97,398
TAMPA GENERAL HOSPITAL	4	85,338	8,258	9%	93,600
DIATHERIX LABORATORIES (VRL EUROFINs)		80,567	12,140	13%	92,707
PALM BEACH BALLPARK		80,784	8,618	10%	89,402
SUNPATH MEDICAL DIAGNOSTICS LABORATORY	794	76,400	11,809	13%	89,003
AEGIS SCIENCES CORPORATION	736	69,186	12,571	15%	82,493
BAPTIST HEALTH SOUTH FLORIDA	333	69,492	11,008	14%	80,833
ASCENSION ST VINCENT'S - RIVERSIDE	1	65,222	9,654	13%	74,877
JACKSON MEMORIAL HOSPITAL CLINICAL LAB	79	57,556	10,932	16%	68,567
LAKELAND REGIONAL MEDICAL CENTER	129	59,248	7,977	12%	67,354
SOUTH MIAMI HOSPITAL LAB	390	58,377	8,542	13%	67,309
AMERICAN HEALTH ASSOCIATES	9	57,038	5,040	8%	62,087
UF HEALTH SHANDS HOSPITAL	442	56,405	4,248	7%	61,095

# COVID-19: testing by laboratory

Data through Feb 13, 2021 verified as of Feb 14, 2021 at 09:25 AM

Data in this report are provisional and subject to change.

The numbers in the table below represent the number of Florida and non-Florida residents for whom test results were received by the Department of Health. A person can be tested by more than one laboratory and can have both positive and negative results. **Therefore, the sum of the numbers in each column will be larger than the total number of people tested.**

Reporting lab	Inconclusive	Negative	Positive	Percent positive	Total
AIT LABORATORIES		50,051	6,132	11%	56,183
INGENIOUS PERSONALIZED MEDICINE	180	45,421	9,580	17%	55,181
ARUP LABORATORIES	16	50,055	2,921	6%	52,992
APPLIED INGENUITY DIAGNOSTICS LLC		47,154	2,138	4%	49,292
BAPTIST HEALTH - JACKSONVILLE	4	44,243	3,715	8%	47,962
TALLAHASSEE MEMORIAL HOSPITAL	230	41,360	5,269	11%	46,859
GENESIS REFERENCE LABORATORIES		41,313	4,775	10%	46,088
VIRACOR EUROFINs		35,462	9,808	22%	45,270
SARASOTA MEMORIAL HOSPITAL MAIN LAB	12	38,040	3,436	8%	41,488
BROWARD GENERAL MEDICAL CENTER-CLINICAL LAB	2	36,061	3,932	10%	39,995
MILLENNIUM PHYSICIAN GROUP	17	32,764	6,364	16%	39,145
NICKLAUS CHILDREN'S HOSPITAL	66	33,631	4,788	12%	38,485
FLORIDA HOSPITAL - TAMPA	37	35,255	3,090	8%	38,382
ADVENTIST HEALTH SYSTEMS SUNBELT INC DBA		33,914	3,862	10%	37,776
LEE HEALTH - CAPE CORAL HOSPITAL	3	32,124	5,354	14%	37,481
ORANGE COUNTY CONVENTION CENTER		33,330	3,694	10%	37,024
UNIVERSITY OF MIAMI HOSPITAL	123	33,035	3,488	10%	36,646
MIAMI DADE COUNTY		32,093	3,528	10%	35,621
UF HEALTH JACKSONVILLE	48	31,204	3,746	11%	34,998
DWIC OF TAMPA BAY INC		31,143	3,672	11%	34,815
WALGREENS	34	28,954	5,351	16%	34,339
ECCO LAB GROUP CO	494	29,072	4,530	13%	34,096
MINUTECLINIC LLC		25,879	4,787	16%	30,666
NORTH FLORIDA REGIONAL MEDICAL CENTER		26,251	3,261	11%	29,512
MEDFAST URGENT CARE CENTERS, LLC	19	25,242	3,905	13%	29,166
MOUNT SINAI MEDICAL CENTER	10	25,933	2,856	10%	28,799
ST JOSEPHS HOSPITAL LABORATORY	23	25,376	3,380	12%	28,779
JUPITER MEDICAL CENTER LAB	77	25,996	2,516	9%	28,589
BRANDON REGIONAL HOSPITAL		24,993	3,355	12%	28,348
STS LAB 2 LLC	6	25,436	1,292	5%	26,734
INTEGRATED REGIONAL LABORATORIES LLP	1	22,163	3,672	14%	25,836
JFK MEDICAL CENTER LAB	1	22,722	2,976	12%	25,699
PALMETTO GENERAL HOSPITAL LAB	3	21,262	4,411	17%	25,676
WATSON CLINIC LLP		20,048	4,702	19%	24,750
GENESIS MEDICAL LABORATORY	305	19,818	3,805	16%	23,928
ACCESS DX LABORATORY	217	21,593	2,066	9%	23,876
HOLY CROSS HOSPITAL CLINICAL LAB	1	21,419	2,011	9%	23,431
MALABAR MEDICAL WALK IN CLINIC	1	19,519	3,895	17%	23,415
HEALTHLINK DIAGNOSTIC LABORATORIES	282	20,751	2,295	10%	23,328
NIGHT LITE PEDIATRIC CENTER LLC		20,627	2,414	10%	23,041
AVENTUS BIO LABS	16	19,817	2,892	13%	22,725
MORTON PLANT HOSPITAL-ADLER INSTITUTE	26	19,745	2,340	11%	22,111
STATLAB_MOBILE	1	20,031	2,023	9%	22,055
PANCARE OF FLORIDA INC		19,612	2,354	11%	21,966



# COVID-19: testing by laboratory

Data through Feb 13, 2021 verified as of Feb 14, 2021 at 09:25 AM

Data in this report are provisional and subject to change.

The numbers in the table below represent the number of Florida and non-Florida residents for whom test results were received by the Department of Health. A person can be tested by more than one laboratory and can have both positive and negative results. **Therefore, the sum of the numbers in each column will be larger than the total number of people tested.**

Reporting lab	Inconclusive	Negative	Positive	Percent positive	Total
LAB DIAGNOSTICS LLC	388	15,643	5,304	25%	21,335
NAPLES COMMUNITY HOSPITAL	70	19,265	1,993	9%	21,328
ADVENT HEALTH - DAYTONA BEACH	32	18,890	1,648	8%	20,570
DRS CLACK SPENCER WHITE & MCCORMACK PA D/B/A		18,563	1,933	9%	20,496
EXACT SCIENCES LABORATORIES		18,177	2,306	11%	20,483
PATIENTS FIRST LAKE ELLA MEDICAL CENTER PA		16,881	3,167	16%	20,048
SAINT MARY'S MEDICAL CENTER	24	17,712	2,093	11%	19,829
INFINITY BIOLOGIX LLC	54	18,735	817	4%	19,606
UNITED CLINICAL LABORATORY LLC	2	15,886	2,151	12%	18,039
CLEVELAND CLINIC HOSPITAL LAB	4	15,444	2,120	12%	17,568
BAYFRONT HEALTH - ST PETERSBURG	17	15,136	2,301	13%	17,454
HEALTH CENTER AT SINAI RESIDENCES		16,930	506	3%	17,436
BIOCERNA LABS	461	14,582	2,112	12%	17,155
OSCEOLA REGIONAL MEDICAL CENTER	1	14,821	2,177	13%	16,999
LEESBURG REGIONAL MEDICAL CENTER		14,885	2,083	12%	16,968
CLEVELAND CLINIC TRADITION HOSPITAL		15,631	1,169	7%	16,800
HOMESTEAD HOSPITAL CLINICAL LABORATORY	27	13,372	2,883	18%	16,282
WELLINGTON REGIONAL MED CTR LAB	6	14,468	1,793	11%	16,267
MEMORIAL HOSPITAL JACKSONVILLE	8	13,514	2,656	16%	16,178
NORTHWEST MEDICAL CENTER	1	13,360	1,893	12%	15,254
ORANGE PARK MEDICAL CENTER	9	12,671	2,538	17%	15,218
INDIAN RIVER PATHOLOGY LLC		13,826	1,200	8%	15,026
CLARITY LAB SOLUTIONS	85	13,231	1,684	11%	15,000
ACCESS MEDICAL LABORATORIES	4	7,759	7,174	48%	14,937
VISTA CLINICAL DIAGNOSTICS	480	12,595	1,621	11%	14,696
BETHESDA HOSPITAL EAST		13,299	1,367	9%	14,666
OAK HILL HOSPITAL		12,925	1,641	11%	14,566
DELRAY MEDICAL CENTER LAB	3	13,011	1,526	10%	14,540
INDIAN RIVER MEDICAL CENTER LAB		13,669	852	6%	14,521
WEST KENDALL BAPTIST HOSPITAL	10	11,581	2,741	19%	14,332
PRIVA PATH LABS	74	13,285	897	6%	14,256
LAWNWOOD REGIONAL MEDICAL CENTER	1	12,198	1,975	14%	14,174
MEMORIAL REGIONAL HOSPITAL CLINICAL LABORATORY	10	13,176	914	6%	14,100
BAPTIST HEALTHCARE - BAPTIST HOSPITAL	5	10,954	2,994	21%	13,953
LEE HEALTH - LEE MEMORIAL HOSPITAL		10,354	3,506	25%	13,860
BAPTIST HEALTH - SOUTH		12,570	1,137	8%	13,707
UHEALTH CORAL GABLES/LENNAR MED CTR	23	12,759	877	6%	13,659
LARGO MEDICAL CENTER		11,997	1,521	11%	13,518
WINTER HAVEN HOSPITAL CLINICAL LABORATORY	4	11,346	2,095	16%	13,445
NONA SCIENTIFIC	5	10,175	3,114	23%	13,294
THE HEALTHCARE DISTRICT OF PALM BEACH COUNTY	43	11,354	1,656	13%	13,053
WEST FLORIDA HOSPITAL LAB	1	10,129	2,877	22%	13,007
CARDIOPATH	84	11,175	1,655	13%	12,914
ADVENTHEALTH CENTRA CARE LAKE BUENA VISTA		11,291	1,452	11%	12,743
MEDICAL CENTER OF TRINITY CLINICAL LABORATORY	2	11,171	1,345	11%	12,518

# COVID-19: testing by laboratory

Data through Feb 13, 2021 verified as of Feb 14, 2021 at 09:25 AM

Data in this report are provisional and subject to change.

The numbers in the table below represent the number of Florida and non-Florida residents for whom test results were received by the Department of Health. A person can be tested by more than one laboratory and can have both positive and negative results. **Therefore, the sum of the numbers in each column will be larger than the total number of people tested.**

Reporting lab	Inconclusive	Negative	Positive	Percent positive	Total
PALMS WEST HOSPITAL LAB	2	10,645	1,776	14%	12,423
GOOD SAMARITAN MEDICAL CENTER LAB	2	10,784	1,620	13%	12,406
WESTSIDE REGIONAL MED CTR	2	10,578	1,817	15%	12,397
ST ANTHONY'S HOSPITAL LAB	30	10,805	1,462	12%	12,297
LAKE CITY HM		11,147	988	8%	12,135
MERCY HOSPITAL A CAMPUS OF PLANTATION GEN HOSP LAB	1	10,145	1,940	16%	12,086
FLORIDA HOSPITAL WATERMAN LABORATORY	70	10,997	861	7%	11,928
GULF COAST MEDICAL CENTER MICROLAB		9,301	2,610	22%	11,911
BINAXNOW	9	9,072	2,806	24%	11,887
REGIONAL MEDCIAL CENTER BAYONET POINT	2	10,889	966	8%	11,857
NEMOURS CHILDRENS HOSPITAL	1	11,048	673	6%	11,722
ST MARKS HOSPITAL LABORATORY B	78	10,627	1,002	9%	11,707
PWN HEALTH	17	9,621	2,068	18%	11,706
THE VILLAGES REGIONAL HOSPITAL		10,460	1,193	10%	11,653
CAPITAL REGIONAL MEDICAL CTR		9,158	2,290	20%	11,448
MOLECULAR INFECTIOUS DISEASES	347	10,670	384	3%	11,401
ST JOSEPHS HOSPITAL	18	9,807	1,480	13%	11,305
GENOVA DIAGNOSTICS LABORATORY	60	10,257	984	9%	11,301
AVENTURA HOSPITAL LAB		9,089	2,146	19%	11,235
CORAL GABLES HOSPITAL CLINICAL LABORATORY		9,397	1,796	16%	11,193
HALIFAX MEDICAL CENTER LAB	36	9,476	1,672	15%	11,184
FLORIDA LABORATORY ANALYSIS		9,665	1,422	13%	11,087
COAST DIAGNOSTICS LLC	45	9,783	1,167	11%	10,995
WEST BOCA MEDICAL CENTER LAB		10,147	822	7%	10,969
BLAKE MEDICAL CENTER		9,548	1,385	13%	10,933
LARKIN COMMUNITY HOSPITAL	10	9,406	1,443	13%	10,859
PATHNOSTICS	41	8,468	2,326	21%	10,835
LEE HEALTH - HEALTH PARK MEDICAL CENTER		9,053	1,778	16%	10,831
MANATEE MEMORIAL HOSPITAL		9,869	928	9%	10,797
BAPTIST HEALTH SOUTH FLORIDA - WEST KENDALL URGENT CARE		9,030	1,726	16%	10,756
MEASE COUNTRYSIDE LAB	14	9,488	1,156	11%	10,658
PALM BEACH GARDENS MEDICAL CTR LAB		9,546	1,050	10%	10,596
LARKIN COMMUNITY HOSPITAL INC DBA CARDIOTROPIC		6,820	3,621	35%	10,441
PRECISION HEALTH RESOURCES LLC		9,533	646	6%	10,179
LAKE CITY MEDICAL CENTER		7,982	2,123	21%	10,105
VIKOR SCIENTIFIC	45	8,275	1,739	17%	10,059
FLORIDA HOSPITAL HEARTLAND MED CTR CLINICAL LAB	33	8,649	1,316	13%	9,998
ADVENT HEALTH - WESLEY CHAPEL	14	8,931	929	9%	9,874
SRQ DRIVE THROUGH		8,944	905	9%	9,849
PLANTATION GENERAL HOSPITAL		8,122	1,494	16%	9,616
PALM BEACH BALL PARK		8,605	1,007	10%	9,612
MEDRITE MEDICAL CARE, PC	4,508	4,605	484	5%	9,597
AVECINA	17	8,866	698	7%	9,581
DOCTORS HOSPITAL	7	7,890	1,595	17%	9,492
AVECINA MEDICAL	4	6,201	3,172	34%	9,377
LEON MEDICAL CENTERS LLC		7,353	2,017	22%	9,370
FLORIDA MEDICAL CENTER - A CAMPUS OF NORTH SHORE	2	8,227	1,119	12%	9,348

# COVID-19: testing by laboratory

Data through Feb 13, 2021 verified as of Feb 14, 2021 at 09:25 AM

Data in this report are provisional and subject to change.

The numbers in the table below represent the number of Florida and non-Florida residents for whom test results were received by the Department of Health. A person can be tested by more than one laboratory and can have both positive and negative results. **Therefore, the sum of the numbers in each column will be larger than the total number of people tested.**

Reporting lab	Inconclusive	Negative	Positive	Percent positive	Total
LABSTAT LLC	3	8,893	432	5%	9,328
BOSTON HEART DIAGNOSTICS CORP		8,128	1,194	13%	9,322
SARKIS CLINICAL TRIALS	25	8,085	1,203	13%	9,313
P4 CLINICAL, LLC	194	8,162	928	10%	9,284
CENTRAL FLORIDA REGIONAL HOSPITAL		8,248	974	11%	9,222
AMERICAN FAMILY CARE		4,958	4,164	46%	9,122
NORTHSIDE HOSPITAL AND HEART INSTITUTE		8,146	939	10%	9,085
EXPRESS GENE MOLECULAR DIAGNOSTICS LABORATORY		7,691	1,347	15%	9,038
CORAL SPRINGS MED CTR		8,147	872	10%	9,019
CERNERELR_BAYCARE	43	8,320	616	7%	8,979
FLORIDA HOSPITAL DELAND	10	7,691	1,133	13%	8,834
INFORM DIAGNOSTICS, INC		8,257	492	6%	8,749
NATIONWIDE LABORATORY SERVICES INC	293	7,253	1,165	13%	8,711
NCF DIAGNOSTICS & DNA TECHNOLOGIES LAB	146	8,085	470	5%	8,701
ADVENTHEALTH CENTRA CARE WATERFORD LAKES		7,170	1,434	17%	8,604
FLORIDA HOSPITAL FLAGLER	29	7,687	737	9%	8,453
BAPTIST HEALTH SOUTH FLORIDA - COUNTRY WALK URGENT CARE		6,945	1,454	17%	8,399
AVECINA MEDICAL OAKLEAF	3	6,977	1,330	16%	8,310
OCALA REGIONAL MEDICAL CENTER		7,194	1,111	13%	8,305
BROWARD HEALTH NORTH CLINICAL LABORATORY		7,318	941	11%	8,259
NORTH SHORE MEDICAL CENTER		6,829	1,400	17%	8,229
CERNERELR_BAPTISTMIAMI	31	7,313	862	11%	8,206
WEST PALM HOSPITAL LAB		7,501	668	8%	8,169
CernerELR_Advent		7,008	1,140	14%	8,148
FLORIDA HOSPITAL ZEPHYRHILLS	10	7,247	873	11%	8,130
MEDARBOR DIAGNOSTICS	1	6,979	1,099	14%	8,079
ALL CHILDREN'S HOSPITAL		7,507	553	7%	8,060
LEE HEALTH - GULF COAST MEDICAL CENTER	2	6,351	1,661	21%	8,014
FLORIDA HOSPITAL OF CARROLLWOOD	23	6,853	1,121	14%	7,997
ADVENTHEALTH CENTRA CARE ST CLOUD	1	6,794	1,107	14%	7,902
SOUTH BAY HOSPITAL CLINICAL LAB	1	6,884	843	11%	7,728
CLEVELAND CLINIC MARTIN SOUTH HOSPITAL	1	6,819	852	11%	7,672
NCH NORTH NAPLES HOSPITAL LAB	15	6,733	830	11%	7,578
KD MEDICAL CHOICE LLC	5	6,839	715	9%	7,559
BAPTIST HEALTH - BEACHES		6,884	614	8%	7,498
SYNERGY DIAGNOSTIC LABORATORY	92	6,489	787	11%	7,368
MEMORIAL HOSPITAL WEST LABORATORY SERVICES	14	6,673	672	9%	7,359
BAPTIST HEALTH SOUTH FLORIDA - MIAMI LAKES URGENT CARE		5,773	1,572	21%	7,345
POINCIANA MEDICAL CENTER		5,676	1,636	22%	7,312
SYNERGY LABORATORIES	7	6,307	983	13%	7,297
ISPM LABS, LLC DBA CAPSTONE DIAGNOSTICS, LLC		6,878	377	5%	7,255
BAYCARE COMMUNITY HEALTH		7,043	185	3%	7,228
HEALTHQUEST ESOTERICS		5,905	1,315	18%	7,220
SANTA ROSA MEDICAL CENTER		5,882	1,334	18%	7,216
H LEE MOFFITT CANCER CENTER LABORATORY	1	6,968	204	3%	7,173
LABS ASAP LLC		6,403	685	10%	7,088
WEST MARION COMMUINITY HOSPITAL LAB		5,876	1,196	17%	7,072

# COVID-19: testing by laboratory

Data through Feb 13, 2021 verified as of Feb 14, 2021 at 09:25 AM

Data in this report are provisional and subject to change.

The numbers in the table below represent the number of Florida and non-Florida residents for whom test results were received by the Department of Health. A person can be tested by more than one laboratory and can have both positive and negative results. **Therefore, the sum of the numbers in each column will be larger than the total number of people tested.**

Reporting lab	Inconclusive	Negative	Positive	Percent positive	Total
ANNE BATES LEACH EYE HOSPITAL/ ABLEH MICROBIOLOGY LABORATORY	7	6,929	102	1%	7,038
MEMORIAL HOSPITAL MICRO		6,532	489	7%	7,021
FULGENT DIAGNOSTICS	104	6,412	477	7%	6,993
CLEVELAND CLINIC MARTIN NORTH HOSPITAL		6,154	808	12%	6,962
MORTON PLANT-MEASE	5	6,257	646	9%	6,908
ARCPPOINT LABS OF FORT MYERS	4	6,019	866	13%	6,889
LUMINUS DIAGNOSTICS		6,264	552	8%	6,816
LAKEWOOD RANCH MEDICAL CENTER		6,262	538	8%	6,800
ST LUCIE MEDICAL CENTER		5,455	1,323	20%	6,778
INFINITY BIOLOGIX LLC (GINKO BIOWORKS)	20	6,560	190	3%	6,770
FLORIDA HOSPITAL FISH MEMORIAL	19	5,718	990	15%	6,727
GENE BY GENE, GENOMICS RESEARCH CENTER LAB	44	6,278	373	6%	6,695
VISTA CLINICAL	8	3,850	2,710	41%	6,568
BAPTIST HEALTH SOUTH FLORIDA - WESTCHESTER URGENT CARE		5,351	1,173	18%	6,524
ADVENTHEALTH CENTRA CARE UNIVERSITY	1	5,733	735	11%	6,469
MEDEXPRESS URGENT CARE	2	4,398	2,065	32%	6,465
AVERO DIAGNOSTICS - IRVING	11	5,967	458	7%	6,436
ADVENTHEALTH CENTRA CARE CLERMONT		5,477	941	15%	6,418
FLORIDA HOSPITAL OCALA		5,500	845	13%	6,345
ADVENTHEALTH CENTRA CARE WINTER GARDEN	1	5,600	678	11%	6,279
ADVENTHEALTH CENTRA CARE WINTER PARK		5,669	600	10%	6,269
HIALEAH HOSPITAL	4	4,860	1,388	22%	6,252
BAPTIST HEALTH SOUTH FLORIDA - DORAL URGENT CARE		4,944	1,247	20%	6,191
UNKNOWN	3	3,290	2,832	46%	6,125
ADVENTHEALTH CENTRA CARE DR PHILLIPS		5,505	543	9%	6,048
OVIEDO MEDICAL CENTER		5,388	623	10%	6,011
ST JOSEPHS NORTH HOSPITAL LAB	7	5,162	833	14%	6,002
ADVENTHEALTH CENTRA CARE LAKELAND	1	5,181	781	13%	5,963
BAPTIST HEALTH - NASSAU		5,619	329	6%	5,948
HOLIDAY CVS LLC		5,670	271	5%	5,941
IMPERIAL POINT MEDICAL CENTER		5,365	497	8%	5,862
BAYFRONT HEALTH - VENICE REGIONAL MEDICAL	1	5,338	505	9%	5,844
ADVENTHEALTH CENTRA CARE LEE ROAD		5,204	576	10%	5,780
ATLANTIS URGENT CARE	1	4,234	1,508	26%	5,743
SOLARIS DIAGNOSTICS	10	5,084	558	10%	5,652
FORT WALTON BEACH MEDICAL CENTER		4,796	849	15%	5,645
BAYFRONT HEALTH - PORT CHARLOTTE		5,179	465	8%	5,644
ST PETERSBURG GENERAL HOSPITAL		4,741	884	16%	5,625
ADVENTHEALTH CENTRA CARE HUNTERS CREEK	3	4,829	789	14%	5,621
COMMUNITY HEALTH CENTERS OF PINELLAS INC		4,447	1,116	20%	5,563
EMERALD COAST URGENT CARE		4,174	1,331	24%	5,505
INDIAN RIVER MEDICAL CENTER		4,699	786	14%	5,485
MEDEXPRESS URGENT CARE OF BOYNTON BEACH LLC		5,084	351	6%	5,435
TROPICANA FIELD - LOT 2	19	4,915	482	9%	5,416
CLINICAL REFERENCE LABORATORY	2	5,144	267	5%	5,413
ADVENTHEALTH CENTRA CARE SANFORD		4,784	620	11%	5,404
BAPTIST HEALTH SOUTH FLORIDA - PEMBROKE PINES URGENT CARE		4,491	885	16%	5,376



# COVID-19: testing by laboratory

Data through Feb 13, 2021 verified as of Feb 14, 2021 at 09:25 AM

Data in this report are provisional and subject to change.

The numbers in the table below represent the number of Florida and non-Florida residents for whom test results were received by the Department of Health. A person can be tested by more than one laboratory and can have both positive and negative results. **Therefore, the sum of the numbers in each column will be larger than the total number of people tested.**

Reporting lab	Inconclusive	Negative	Positive	Percent positive	Total
ADVENTHEALTH CENTRA CARE MOUNT DORA		4,484	879	16%	5,363
ADVENTHEALTH CENTRA CARE LAKE MARY	2	4,639	687	13%	5,328
SUNRISE MEDICAL LABORATORIES	2	4,957	365	7%	5,324
ADVENTHEALTH CENTRA CARE KISSIMMEE		4,739	543	10%	5,282
FLORIDA HOSPITAL NORTH PINELLAS	11	4,836	432	8%	5,279
SOUTH FLORIDA BAPTIST HOSPITAL MICRO	4	4,423	846	16%	5,273
MARTIN HOSPITAL SOUTH LAB		4,966	283	5%	5,249
SUNCOAST PATHOLOGY ASSOCIATES		4,800	448	9%	5,248
ADVENTHEALTH CENTRA CARE APOPKA	1	4,472	694	13%	5,167
MEDEXPRESS URGENT CARE HUDSON		4,462	679	13%	5,141
NCH DOWNTOWN NAPLES HOSPITAL	12	4,582	542	11%	5,136
TRINITY SPRINGS		4,357	729	14%	5,086
EMPIRE CITY LABORATORIES INC	55	4,285	716	14%	5,056
ADVENTIST HEALTH SYSTEMS, SUNBELT INC		4,442	613	12%	5,055
DOCTORS URGENT CARE LLC	1	4,068	927	19%	4,996
BAPTIST HEALTH SOUTH FLORIDA - CORAL SPRINGS URGENT CARE		4,269	690	14%	4,959
ANGEL KIDS PEDIATRICS		4,643	300	6%	4,943
PUTNAM COMMUNITY MEDICAL CENTER		4,257	665	14%	4,922
ADVENTHEALTH CENTRA CARE ALTAMONTE		4,314	604	12%	4,918
MEDICAL DNA LABS LLC	3	4,484	427	9%	4,914
ACUTIS DIAGNOSTICS	17	3,907	957	20%	4,881
MICROGEN DX	4	4,178	673	14%	4,855
PARAMOUNT URGENT CARE		2,346	2,498	52%	4,844
NORTHWEST FLORIDA COMMUNITY HOSPITAL	30	3,464	1,344	28%	4,838
NCH NORTH NAPLES HOSPITAL	6	4,123	591	13%	4,720
UNIVERSITY HOSPITAL AND MEDICAL CENTER		3,570	1,109	24%	4,679
EGLIN AIR FORCE BASE	12	3,298	1,329	29%	4,639
ADVENTHEALTH CENTRA CARE AZALEA PARK		3,955	673	15%	4,628
BAPTIST HEALTH - NORTH		3,585	1,021	22%	4,606
NIGHT LITE PEDIATRICS	4	3,341	1,250	27%	4,595
DOCTORS URGENT CARE OF LUTZ LLC	1	3,675	901	20%	4,577
ADVENTHEALTH CENTRA CARE OVIEDO		3,903	639	14%	4,542
URGENT CARE CURE	2	3,885	652	14%	4,539
AHCC WESLEY CHAPEL		4,050	484	11%	4,534
PRO CLINIC		3,528	1,000	22%	4,528
COASTAL MED URGENT CARE		3,068	1,453	32%	4,521
MOFFITT CANCER CENTER	6	4,388	94	2%	4,488
ADVENTHEALTH EXPRESS CARE		3,582	854	19%	4,436
BAPTIST HEALTH SOUTH FLORIDA - TAMiami TRAIL URGENT CARE		3,557	874	20%	4,431
PALMS OF PASADENA HOSPITAL		3,930	498	11%	4,428
ESCAMBIA COMMUNITY CLINICS INC	8	3,250	1,143	26%	4,401
MEDEXPRESS URGENT CARE - ESTERO		3,920	441	10%	4,361
THE CENTER FOR URGENT CARE	3	3,620	734	17%	4,357
BAPTIST HEALTH SOUTH FLORIDA - CORAL GABLES (UNIVERSITY) URGENT CARE		3,762	594	14%	4,356
ADVENTHEALTH CENTRA CARE SOUTH ORANGE		3,698	618	14%	4,316
WESTCHESTER HOSPITAL	23	3,444	838	19%	4,305
ADVENTHEALTH CENTRA CARE LONGWOOD		3,780	500	12%	4,280

# COVID-19: testing by laboratory

Data through Feb 13, 2021 verified as of Feb 14, 2021 at 09:25 AM

Data in this report are provisional and subject to change.

The numbers in the table below represent the number of Florida and non-Florida residents for whom test results were received by the Department of Health. A person can be tested by more than one laboratory and can have both positive and negative results. **Therefore, the sum of the numbers in each column will be larger than the total number of people tested.**

Reporting lab	Inconclusive	Negative	Positive	Percent positive	Total
DOCTORS HOSPITAL OF SARASOTA CLINICAL LABORATORY		3,723	550	13%	4,273
BAPTIST HEALTH SOUTH FLORIDA - KENDALE LAKES URGENT CARE		3,421	843	20%	4,264
ADVENTHEALTH CENTRA CARE ORANGE LAKE		3,761	495	12%	4,256
ADVENTHEALTH CENTRA CARE PORT ORANGE		3,543	698	16%	4,241
FLORIDA FAMILY LABORATORY, INC DBA	33	3,826	377	9%	4,236
MEASE DUNEDIN HOSPITAL	5	3,804	416	10%	4,225
MINUTECLINIC		3,616	596	14%	4,212
BAPTIST HEALTH SOUTH FLORIDA - PINECREST URGENT CARE		3,627	573	14%	4,200
MINUTECLINIC LLC #3703		3,508	691	16%	4,199
ADVENT HEALTH - HEART OF FLORIDA ER	1	3,578	613	15%	4,192
RAULERSON HOSPITAL		3,435	733	18%	4,168
PEDIATRIC HEALTH CARE ALLIANCE PA		3,808	355	9%	4,163
QDX PATHOLOGY SERVICES	2	3,819	338	8%	4,159
HEALTH FIRST ADVENTHEALTH CENTRA CARE GATEWAY	1	3,743	407	10%	4,151
HEALTH FIRST ADVENTHEALTH CENTRA CARE TITUSVILLE		3,691	439	11%	4,130
MEDEXPRESS URGENT CARE - ROYAL PALM BEACH		3,728	401	10%	4,129
BAPTIST HEALTH SOUTH FLORIDA - CORAL GABLES URGENT CARE		3,418	686	17%	4,104
ADVENTHEALTH CENTRA CARE SAND LAKE		3,651	415	10%	4,066
NIGHT LITE PEDIATRICS URGENT CARE	1	3,414	638	16%	4,053
TALLAHASSEE PRIMARY CARE ASSOCIATES		3,523	516	13%	4,039
MEDEXPRESS URGENT CARE - GOLDEN GATE		3,605	428	11%	4,033
MEDEXPRESS URGENT CARE PALM BEACH GARDENS		3,718	314	8%	4,032
ADVENTHEALTH CENTRA CARE LEESBURG		3,229	777	19%	4,006
PHYSICIANS REGIONAL MEDICAL CENTER - PINE RIDGE RD	1	3,265	729	18%	3,995
URGENT CARE OF THE PALM BEACHES		3,207	744	19%	3,951
BAPTIST HEALTH SOUTH FLORIDA - PALMETTO BAY URGENT CARE		3,318	622	16%	3,940
LEE HEALTH CONVENIENT CARE - PAGE FIELD		3,401	533	14%	3,934
US BIOTEK LABORATORIES	14	3,506	360	9%	3,880
BETHESDA HOSPITAL WEST		3,464	389	10%	3,853
GENESIS DIAGNOSTICS		3,580	240	6%	3,820
BAYFRONT HEALTH - SEVEN RIVERS		3,463	345	9%	3,808
FLORIDA COMMUNITY HEALTH CENTER		2,979	806	21%	3,785
BAYA PHARMACY & URGENT CARE		2,757	1,027	27%	3,784
LABORATORY OF FLORIDA LLC	40	3,453	270	7%	3,763
ASCENSION SACRED HEART - EMERALD COAST		3,079	669	18%	3,748
TWIN CITIES HOSPITAL	1	3,256	476	13%	3,733
PREMIER URGENT CARE OF BREVARD LLC	3	3,259	471	13%	3,733
MEMORIAL HOSPITAL- MIRAMAR	12	3,425	289	8%	3,726
PARAMOUNT URGENT CARE - WINDERMERE		2,340	1,356	37%	3,696
MEDEXPRESS URGENT CARE - LAKELAND		3,246	432	12%	3,678
MEDCOMP SCIENCES LLC	64	1,885	1,710	47%	3,659
ADVENTHEALTH CENTRA CARE		3,233	390	11%	3,623
CLARITY LAB SOLUTIONS LLC		3,608	4	0%	3,612
DOCTORS TEST CENTERS		3,069	417	12%	3,486
ADVENTHEALTH PROMPT CARE	2	2,468	1,010	29%	3,480
SIPARADIGM LLC	26	3,226	215	6%	3,467
BAYFRONT HEALTH - BROOKSVILLE		3,037	419	12%	3,456



# COVID-19: testing by laboratory

Data through Feb 13, 2021 verified as of Feb 14, 2021 at 09:25 AM

Data in this report are provisional and subject to change.

The numbers in the table below represent the number of Florida and non-Florida residents for whom test results were received by the Department of Health. A person can be tested by more than one laboratory and can have both positive and negative results. **Therefore, the sum of the numbers in each column will be larger than the total number of people tested.**

Reporting lab	Inconclusive	Negative	Positive	Percent positive	Total
BAPTIST HEALTH SOUTH FLORIDA - DAVIE URGENT CARE		2,856	596	17%	3,452
ADVENTHEALTH CENTRA CARE COLONIAL TOWN	2	3,013	369	11%	3,384
ACCU REFERENCE MEDICAL LAB	9	2,617	730	22%	3,356
DESOTO MEMORIAL HOSPITAL	3	2,757	594	18%	3,354
ENGLEWOOD COMMUNITY HOSPITAL		3,030	322	10%	3,352
MIDWAY SPECIALTY CARE CENTER DIAGNOSTICS	38	3,065	236	7%	3,339
LAKESIDE MEDICAL CENTER		2,588	736	22%	3,324
VENTURE MEDICAL OF FLORIDA LLC		3,030	242	7%	3,272
BAPTIST HEALTH SOUTH FLORIDA - WESTON URGENT CARE		2,874	377	12%	3,251
BAYFRONT HEALTH - PUNTA GORDA		2,999	239	7%	3,238
AMELIA URGENT CARE		1,677	1,528	48%	3,205
BARTOW REGIONAL MEDICAL CENTER	1	2,623	500	16%	3,124
MINUTECLINIC LLC # 0709		2,641	468	15%	3,109
MEDEXPRESS URGENT CARE CAPE CORAL		2,621	446	15%	3,067
PRECISION HEALTH SOLUTIONS		2,891	166	5%	3,057
MINUTECLINIC LLC		2,593	450	15%	3,043
BAPTIST HEALTH URGENT CARE AT SAWGRASS		2,533	491	16%	3,024
HIGHLANDS REGIONAL MEDICAL CENTER		2,325	693	23%	3,018
BAYFRONT HEALTH - SPRING HILL		2,731	278	9%	3,009
HEALTH FIRST ADVENTHEALTH CENTRA CARE COCOA		2,726	277	9%	3,003
BAPTIST HEALTH SOUTH FLORIDA - BRICKELL URGENT CARE		2,488	515	17%	3,003
SPORTS DRUG TESTING LABORATORY	48	2,764	98	3%	2,910
PHARMCO RX	2	2,680	227	8%	2,909
VETERANS AFFAIRS MEDICAL CENTER - ORLANDO	1	1,343	1,557	54%	2,901
WALGREEN CO	2	2,571	325	11%	2,898
ADVENTIST HEALTH SYSTEMS SUNBELT IN DBA		2,597	292	10%	2,889
STONE CLINICAL LABORATORIES		2,790	96	3%	2,886
SELECT LABORATORIES - MARION COUNTY, FL LLC	5	2,587	292	10%	2,884
HOLIDAY CVS LLC DBA CVS PHARMACY #5154		2,800	75	3%	2,875
WALGREENS ORLANDO	3	2,523	340	12%	2,866
MINUTECLINIC LLC #1067		2,458	370	13%	2,828
MEDEXPRESS URGENT CARE - DELAND		2,525	298	11%	2,823
HEALTH FIRST ADVENTHEALTH CENTRA CARE MALABAR		2,470	284	10%	2,754
MINUTECLINIC LLC #8396		2,362	391	14%	2,753
MEMORIAL HOSPITAL PEMBROKE	3	2,426	324	12%	2,753
MEDEXPRESS URGENT CARE LEHIGH ACRES		2,385	351	13%	2,736
BRASHEAR'S VITAL CARE CORP		2,131	588	22%	2,719
BMCT Molecular Diagnostics Subsection		2,231	476	18%	2,707
CITRUS MEMORIAL HOSPITAL LABORATORY		2,247	438	16%	2,685
ADVENTHEALTH CENTRA CARE KIDS LAKE MARY		2,454	201	8%	2,655
EMERALD COAST URGENT CARE, LLC	1	1,968	659	25%	2,628
MINUTECLINIC LLC #3631		2,210	413	16%	2,623
PALMS MEDICAL GROUP	5	1,693	925	35%	2,623
PRIMEHEALTH URGENT CARE INC		2,246	369	14%	2,615
VERILY LIFE SCIENCES		2,573	23	1%	2,596
MINUTECLINIC LLC 5852		2,195	401	15%	2,596
ADVENT HEALTH CENTRA CARE -WINTER PARK KIDS URGENT CARE	4	2,357	233	9%	2,594

# COVID-19: testing by laboratory

Data through Feb 13, 2021 verified as of Feb 14, 2021 at 09:25 AM

Data in this report are provisional and subject to change.

The numbers in the table below represent the number of Florida and non-Florida residents for whom test results were received by the Department of Health. A person can be tested by more than one laboratory and can have both positive and negative results. **Therefore, the sum of the numbers in each column will be larger than the total number of people tested.**

Reporting lab	Inconclusive	Negative	Positive	Percent positive	Total
NXGEN MDX LLC	4	2,285	283	11%	2,572
ADVENT HEALTH - OCALA		2,124	445	17%	2,569
ADVENT HEALTH - NEW SMYRNA		2,025	544	21%	2,569
MC DIAGNOSTIC OF CONNECTICUT, PC #2220		2,182	383	15%	2,565
MARINERS HOSPITAL		2,302	251	10%	2,553
BAPTIST HEALTH EMERGENCY CENTER COUNTRY WALK	1	2,117	401	16%	2,519
BAPTIST HEALTH - CLAY		2,144	368	15%	2,512
MEDONE PLLC		1,899	606	24%	2,505
BAPTIST HEALTHCARE - GULF BREEZE HOSPITAL	3	2,054	436	17%	2,493
SCION LAB SERVICES LLC	23	2,254	186	8%	2,463
EMERALD COAST URGENT CARE LLC		1,804	653	27%	2,457
GESSLER CLINIC	2	1,615	828	34%	2,445
ACCESS POINT HEALTHCARE URGENT & PRIMARY CARE	2	1,816	612	25%	2,430
QUICK CARE MED PL	2	1,878	544	22%	2,424
MINUTE CLINIC LLC		2,084	328	14%	2,412
MINUTECLINIC LLC #5249		1,902	506	21%	2,408
MEDEXPRESS FORT MYERS		2,099	295	12%	2,394
ALTRU DIAGNOSTICS INC	2	2,257	132	6%	2,391
BAPTIST HEALTH - OAKLEAF		1,961	422	18%	2,383
MINUTECLINIC LLC #3463		1,982	401	17%	2,383
PARAMOUNT URGENT CARE - ORLANDO		1,529	842	36%	2,371
PHYSICIANS STAT LAB	3	1,066	1,256	54%	2,325
PROHEALTH	3	854	1,467	63%	2,324
PARAMOUNT URGENT CARE - OVIEDO		1,562	761	33%	2,323
MINUTECLINIC LLC #5253		1,919	401	17%	2,320
COMMUNITY HEALTH NORTHWEST FLORIDA	4	1,764	547	24%	2,315
BAPTIST HEALTH SOUTH FLORIDA - MIAMI BEACH URGENT CARE		1,977	335	14%	2,312
LEE HEALTH - COCONUT POINT CLINICAL LAB	2	1,872	433	19%	2,307
HOLMES REG MED CENTER CLINICAL LAB		1,962	343	15%	2,305
PHYSICIAN ASSOCIATES		2,067	237	10%	2,304
SACRED HEART HEALTH SYSTEM, INC	1	1,508	792	34%	2,301
MEDEXPRESS URGENT CARE CORAL SPRINGS		2,065	232	10%	2,297
MEDEXPRESS URGENT CARE - VERO BEACH		1,972	293	13%	2,265
PARAMOUNT URGENT CARE INC		673	1,561	70%	2,234
PRIMEHEALTH URGENT CARE	1	1,865	360	16%	2,226
MINUTECLINIC LLC #4415		1,851	366	17%	2,217
PHYSICIANS REGIONAL MEDICAL CENTER - COLLIER BLVD	1	1,526	676	31%	2,203
CARENOW URGENT CARE		1,227	931	43%	2,158
MEDEXPRESS URGENT CARE - CLEWISTON		1,805	350	16%	2,155
LOWER KEYS MEDICAL CENTER		1,890	245	11%	2,135
ADVENTHEALTH CENTRA CARE CONWAY		1,803	331	16%	2,134
MINUTECLINIC LLC #5854		1,775	343	16%	2,118
MINUTECLINIC LLC #5190		1,729	380	18%	2,109
DONALD W ROBERTSON DO PA		1,605	472	23%	2,077
ASSOCIATED PATHOLOGISTS, LLC	3	1,663	367	18%	2,033
BLUE MED CONSULTANTS		1,955	69	3%	2,024
FLORIDA MEDICAL CLINIC	3	959	1,032	52%	1,994

# COVID-19: testing by laboratory

Data through Feb 13, 2021 verified as of Feb 14, 2021 at 09:25 AM

Data in this report are provisional and subject to change.

The numbers in the table below represent the number of Florida and non-Florida residents for whom test results were received by the Department of Health. A person can be tested by more than one laboratory and can have both positive and negative results. **Therefore, the sum of the numbers in each column will be larger than the total number of people tested.**

Reporting lab	Inconclusive	Negative	Positive	Percent positive	Total
BAY MEDICAL CENTER SACRED HEART HEALTH SYSTEM		1,480	512	26%	1,992
TAMPA COMMUNITY HOSPITAL		1,679	311	16%	1,990
DR G'S URGENT CARE		1,717	255	13%	1,972
DOC SMILEY'S URGENT CARE		1,706	247	13%	1,953
MINUTECLINIC LLC #7886		1,674	275	14%	1,949
MARION E FETHER MEDICAL CENTER, THE		1,774	162	8%	1,936
FLOWERS HOSPITAL		1,728	188	10%	1,916
UNIVERSITY OF NORTH FLORIDA STUDENT HEALTH		1,850	62	3%	1,912
MEDEXPRESS URGENT CARE BOCA RATON		1,752	158	8%	1,910
DYNIX DIAGNOSTIX		1,587	319	17%	1,906
ASCENSION SACRED HEART - GULF		1,418	484	25%	1,902
MINUTECLINIC LLC #3662		1,606	280	15%	1,886
MEDFAST URGENT CARE CENTERS LLC		563	1,322	70%	1,885
GENUS3		1,803	71	4%	1,874
ADVENT HEALTH - DADE CITY		1,608	235	13%	1,843
AMELIA EXPRESS CARE LLC	10	1,563	264	14%	1,837
MINUTECLINIC LLC #5214		1,561	263	14%	1,824
MEDEXPRESS PORT CHARLOTTE		1,653	163	9%	1,816
INTELEX LABS, LLC		1,758	56	3%	1,814
MINUTECLINIC, LLC #4015		1,344	452	25%	1,796
MINUTECLINIC LLC #7887		1,598	195	11%	1,793
MINUTECLINIC LLC # 0514		1,566	224	13%	1,790
MINUTECLINIC LLC #5069		1,464	325	18%	1,789
MINUTECLINIC LLC #1771		1,495	288	16%	1,783
BOND URGENT CARE LLC		1,302	460	26%	1,762
MINUTECLINIC LLC # 3930		1,497	264	15%	1,761
MINUTECLINIC LLC #4458		1,401	356	20%	1,757
PARRISH MEDICAL CENTER	1	1,509	226	13%	1,736
MINUTECLINIC LLC #1055		1,369	365	21%	1,734
CHARLES AIESI CONSULTING INC	8	1,507	205	12%	1,720
MINUTECLINIC LLC #3705		1,482	230	13%	1,712
JACKSON HOSPITAL CLINICAL LABORATORY		1,442	269	16%	1,711
MINUTECLINIC LLC #3814		1,401	297	17%	1,698
JW PLASTIC SURGERY		1,449	244	14%	1,693
MINUTECLINIC LLC # 3686		1,450	236	14%	1,686
MARTIN HEALTH SYSTEM - ST LUCIE WEST		1,516	164	10%	1,680
MINUTECLINIC LLC #3003		1,335	343	20%	1,678
WELLINGTON REGIONAL MEDICAL CENTER		1,501	174	10%	1,675
IGENOMIX USA LLC	46	1,472	155	9%	1,673
NCH NORTHEAST	7	1,278	378	23%	1,663
SPARROW HEALTHCARE	2	1,410	250	15%	1,662
MINUTECLINIC LLC #7225		1,412	238	14%	1,650
BARDMOOR LABORATORY	9	1,403	236	14%	1,648
PATIENTS FIRST - THOMASVILLE ROAD		1,457	189	11%	1,646
NORTH SHORE LONG ISLAND JEWISH HEALTH	1	1,549	80	5%	1,630
DOC SMILEYS URGENT CARE LLC		1,321	302	19%	1,623
MINUTECLINIC LLC #3291		1,407	209	13%	1,616

# COVID-19: testing by laboratory

Data through Feb 13, 2021 verified as of Feb 14, 2021 at 09:25 AM

Data in this report are provisional and subject to change.

The numbers in the table below represent the number of Florida and non-Florida residents for whom test results were received by the Department of Health. A person can be tested by more than one laboratory and can have both positive and negative results. **Therefore, the sum of the numbers in each column will be larger than the total number of people tested.**

Reporting lab	Inconclusive	Negative	Positive	Percent positive	Total
NCHMD INC		1,338	278	17%	1,616
Community_Health		1,420	194	12%	1,614
MINUTECLINIC LLC #7973		1,387	223	14%	1,610
MINUTECLINIC, LLC #3204		1,320	290	18%	1,610
OPTEO LABORATORY		1,554	34	2%	1,588
NEIGHBORHOOD MEDICAL CENTER INC	17	1,389	171	11%	1,577
MINUTECLINIC LLC #7173		1,371	200	13%	1,571
MELBOURNE MEDICAL LABORATORY☐	2	1,365	202	13%	1,569
MINUTECLINIC, LLC (CLINIC 10699)		1,327	236	15%	1,563
EMERGENCY PHYSICIANS MEDICAL CENTER		572	989	63%	1,561
LAKE WALES MEDICAL CENTER INC		1,352	207	13%	1,559
LABTECH DIAGNOSTIC		1,277	281	18%	1,558
SHELL POINT NURSING PAVILION	1	1,484	70	5%	1,555
CAREFAST+		868	685	44%	1,553
MINI ER WATERFORD LAKES, THE		1,305	237	15%	1,542
PENSACOLA PEDIATRICS PA	1	1,381	159	10%	1,541
MINUTECLINIC LLC #3257		1,262	266	17%	1,528
AFC PHYSICIANS OF FLORIDA		1,115	408	27%	1,523
ASSURANCE SCIENTIFIC LABORATORIES	1	1,221	281	19%	1,503
WHOLE FAMILY HEALTH CENTER INC		1,212	287	19%	1,499
MINUTECLINIC LLC # 7933		1,303	192	13%	1,495
MINUTECLINIC LLC #3748		1,196	299	20%	1,495
MEDIQUICK URGENT CARE CENTERS INC		1,033	460	31%	1,493
MINUTECLINIC, LLC #5817		1,203	278	19%	1,481
MINUTECLINIC LLC #5216		1,252	226	15%	1,478
GENESIS LABORATORY MANAGEMENT	11	1,244	220	15%	1,475
LABORATORY SPECIALISTS OF MICHIGAN		1,218	253	17%	1,471
MINUTECLINIC LLC #3654		1,178	269	19%	1,447
ADVANCE MEDICAL OF NAPLES		326	1,120	77%	1,446
MINUTECLINIC LLC #4024		1,228	217	15%	1,445
MINUTECLINIC LLC #3285		1,237	203	14%	1,440
UHEALTH DEERFIELD BEACH/UMSYLVESTER DEERFIELD BEACH LABORATORY	3	1,380	55	4%	1,438
BAPTIST HEALTH SOUTH FLORIDA - COUNTRY WALK URGENT CARE EXPRESS		1,223	213	15%	1,436
MINUTECLINIC LLC #3635		1,246	184	13%	1,430
MINUTECLINIC LLC #3255		1,195	233	16%	1,428
MINUTECLINIC LLC #5924		1,187	240	17%	1,427
BIOCERNA LLC	9	1,248	164	12%	1,421
PATIENTS CHOICE LABORATORIES		829	589	42%	1,418
MINUTECLINIC LLC #4612		1,108	309	22%	1,417
KEYS AHEC SCHOOL MEDICAL CLINIC	7	1,315	91	6%	1,413
BAYFRONT HEALTH - CITRUS HILLS		1,190	203	15%	1,393
MINUTECLINIC LLC #3648		1,119	270	19%	1,389
ELLENTON URGENT CARE		1,145	234	17%	1,379
MINUTECLINIC LLC #4201		1,193	170	12%	1,363
WHITE WILSON MEDICAL CENTER		165	1,195	88%	1,360
MINUTECLINIC LLC #1821		1,210	148	11%	1,358
ASCENSION ST VINCENT'S - SOUTHSIDE		1,309	49	4%	1,358



# COVID-19: testing by laboratory

Data through Feb 13, 2021 verified as of Feb 14, 2021 at 09:25 AM

Data in this report are provisional and subject to change.

The numbers in the table below represent the number of Florida and non-Florida residents for whom test results were received by the Department of Health. A person can be tested by more than one laboratory and can have both positive and negative results. **Therefore, the sum of the numbers in each column will be larger than the total number of people tested.**

Reporting lab	Inconclusive	Negative	Positive	Percent positive	Total
COASTAL LABORATORIES	1	1,073	282	21%	1,356
ARCPPOINT LABS		809	536	40%	1,345
PHYSICIANS PRIMARY CARE	2	1,133	203	15%	1,338
BAPTIST HEALTH EMERGENCY CENTER AT WEST CORAL WAY		1,032	306	23%	1,338
MINUTECLINIC LLC # 3579		1,143	189	14%	1,332
BAPTIST HEALTH SOUTH FLORIDA - KEY BISCANE URGENT CARE EXPRESS		1,167	164	12%	1,331
MINUTECLINIC LLC #1807		1,111	219	16%	1,330
MEDEXPRESS URGENT CARE - JAX ATLANTIC BLVD		1,108	190	15%	1,298
TEMPUS CLINICAL LABORATORY	10	1,139	142	11%	1,291
AMELIA EXPRESS CARE		710	575	45%	1,285
UNIVERSITY OF ALABAMA AT BIRMINGHAM		1,236	34	3%	1,270
ED FRASER MEMORIAL HOSPITAL		1,023	239	19%	1,262
BAPTIST HEALTHCARE - JAY HOSPITAL		907	351	28%	1,258
NYU HOSPITALS CENTER CLINICAL LABORATORIES		1,206	40	3%	1,246
OPTUM LABS LLC		1,089	153	12%	1,242
TREASURE COAST MEDICAL ASSOCIATES INC		740	496	40%	1,236
SMA LAB	8	1,085	142	11%	1,235
PROJECT HEALTH, INC SUMTERVILLE	5	1,004	218	18%	1,227
UHEALTH CLINIC AT WALGREENS		987	240	20%	1,227
AFC PHYSICIANS OF FLORIDA PA		864	356	29%	1,220
CLINICORE		1,124	91	7%	1,215
VAVA PARTNERS LLC		439	769	64%	1,208
HEALTH CARE DISTRICT OF PALM BEACH COUNTY	1	1,035	163	14%	1,199
TOM LEE COMMUNITY HEALTH CENTER		803	396	33%	1,199
ACCESS MEDICAL LABS		746	448	38%	1,194
PREMIER MEDICAL	1	1,097	93	8%	1,191
BAYFRONTVENICEREGIONAL		1,121	70	6%	1,191
PARAMOUNT URGENT CARE VILLAGES		842	348	29%	1,190
PEDIATRIC HEALTH CARE ALLIANCE - NORTHDALE		1,084	106	9%	1,190
MINUTECLINIC LLC #476		1,006	183	15%	1,189
HOLIDAY CVS LLC DBA CVSPHARMACY #5155		1,133	49	4%	1,182
KETAMINE HEALTH CENTERS LLC		1,081	96	8%	1,177
AMERICAN RESEARCH LABS		961	212	18%	1,173
FLORIDA DEPARTMENT OF HEALTH IN POLK COUNTY	2	889	276	24%	1,167
JUPITER MEDICAL CENTER URGENT CARE		820	344	30%	1,164
MINUTECLINIC LLC #3637		874	273	24%	1,147
CAPSTONE HEALTHCARE		802	329	29%	1,131
MINUTECLINIC LLC #3236		962	165	15%	1,127
MINUTECLINIC LLC #1350		947	179	16%	1,126
STAGEZERO LIFE SCIENCES INC	3	1,020	99	9%	1,122
VERITAS GENETICS	61	942	119	11%	1,122
EPN URGENT CARE NAPLES	2	773	339	30%	1,114
MINUTECLINIC LLC #8381		946	166	15%	1,112
NORTH FLORIDA PEDIATRICS-TALLAHASSEE	1	1,010	96	9%	1,107
LAB24 INC	3	436	667	60%	1,106
ST ANNES NURSING CENTER		1,081	23	2%	1,104
XYZ LABORATORY	8	942	146	13%	1,096

# COVID-19: testing by laboratory

Data through Feb 13, 2021 verified as of Feb 14, 2021 at 09:25 AM

Data in this report are provisional and subject to change.

The numbers in the table below represent the number of Florida and non-Florida residents for whom test results were received by the Department of Health. A person can be tested by more than one laboratory and can have both positive and negative results. **Therefore, the sum of the numbers in each column will be larger than the total number of people tested.**

Reporting lab	Inconclusive	Negative	Positive	Percent positive	Total
FIU-HEALTH AUXILIARY LABORATORY	5	1,012	75	7%	1,092
MINUTECLINIC, LLC #3245		854	236	22%	1,090
SOLARIS HEALTHCARE PALATKA		980	101	9%	1,081
ADVANCED DIAGNOSTIC LABORATORY		1,027	47	4%	1,074
RAINBOW RIVER MEDICAL LABORATORY		977	83	8%	1,060
ADVENTHEALTH CENTRA CARE WINTER HAVEN	1	488	556	53%	1,045
MINUTECLINIC, LLC # 4469		878	165	16%	1,043
OPTUMCARE FLORIDA LLC		815	226	22%	1,041
COASTAL PEDIATRIC GROUP		902	138	13%	1,040
MINUTECLINIC LLC #1815		891	149	14%	1,040
PALM HARBOR PHARMACY		896	139	13%	1,035
STEWART REFERENCE LABORATORY	1	595	428	42%	1,024
PROFESSIONAL HEALTH EXAMINERS DBA PROHEALTH	1	819	199	20%	1,019
MINUTECLINIC LLC #6007		857	153	15%	1,010
CAREMED CLINIC LLC	1	765	243	24%	1,009
NAPLES URGENT CARE	1	630	377	37%	1,008
PARAMOUNT URGENT CARE - CLERMONT		686	320	32%	1,006
VERITOR		850	149	15%	999
ADVANCED MEDICAL OF NAPLES LLC		885	113	11%	998
JOHNS HOPKINS ALL CHILDREN'S HOSPITAL		930	66	7%	996
XPRESS URGENT CARE	4	839	153	15%	996
LITTLE PINE PEDIATRICS		743	249	25%	992
LAKELAND REGIONAL HEALTH - PWC/OB		36	954	96%	990
GENOME LLC	2	899	82	8%	983
GENEIQ		930	52	5%	982
FLAGLER HOSPITAL LABORATORY	8	36	937	96%	981
HENDRY REGIONAL MEDICAL CENTER CLINICAL LABORATORY		748	228	23%	976
PALM BAY HOSPITAL CLINICAL LABORATORY		666	306	31%	972
PRIMARY CARE OF THE TREASURE COAST		846	124	13%	970
RIVER TOWN DIAGNOSTIC LLC		726	243	25%	969
READY RESPONDERS FLORIDA, PLLC		832	134	14%	966
PATIENTS FIRST LAKE ELLA MEDICAL CENTER		840	121	13%	961
EXACT SCIENCES LABORATORIES, LLC		810	144	15%	954
CAREFAST MURABELLA		501	444	47%	945
ER QUICKCARE PL		795	147	16%	942
NORTH FLORIDA PEDIATRICS - LAKE CITY		734	202	22%	936
VRL EUROFINs - DALLAS		913	13	1%	926
ARCPOINT LABS OF CORAL SPRINGS FL		824	99	11%	923
LENCO MEDICAL LABORATORY		880	42	5%	922
GENE TOX WORLDWIDE	60	736	125	14%	921
ADDICTION LABS OF AMERICA	3	845	71	8%	919
HISTOPATHOLOGY SERVICES, LLC		802	99	11%	901
FAST TRACK URGENT CARE CENTER		4	893	100%	897
PROFESSIONAL HEALTH EXAMINERS		767	129	14%	896
APALACHEE CORRECTIONAL INSTITUTION EAST UNIT		872	17	2%	889
INTEGRITY LABORATORIES, LLC	2	725	161	18%	888
FIRST QUALITY LABORATORY		826	51	6%	877



# COVID-19: testing by laboratory

Data through Feb 13, 2021 verified as of Feb 14, 2021 at 09:25 AM

Data in this report are provisional and subject to change.

The numbers in the table below represent the number of Florida and non-Florida residents for whom test results were received by the Department of Health. A person can be tested by more than one laboratory and can have both positive and negative results. **Therefore, the sum of the numbers in each column will be larger than the total number of people tested.**

Reporting lab	Inconclusive	Negative	Positive	Percent positive	Total
TACACHALE CLINICAL LABORATORY	1	822	46	5%	869
MINUTECLINIC LLC #5157		730	131	15%	861
MINUTECLINIC, LLC DBA MINUTECLINIC #4717		825	34	4%	859
MIAMI JEWISH HEALTH SYSTEMS		801	54	6%	855
TYNDALL AIR FORCE BASE		652	196	23%	848
EUROFINS NTD, LLC		804	38	5%	842
THE HEALTH CENTER OF PLANT CITY		773	69	8%	842
PROHEALTH MEDICAL CLINIC		251	589	70%	840
MYTEST DIAGNOSTICS		776	61	7%	837
BROWNWOOD CARE CENTER		759	77	9%	836
MINUTECLINIC LLC #214		709	120	14%	829
NORTH FLORIDA PEDIATRICS PA - SUWANNEE	3	705	116	14%	824
STEWART ROCKLEDGE HOSPITAL		643	177	22%	820
PHAROS HEALTH		628	191	23%	819
MINUTECLINIC LLC #8927		683	136	17%	819
FLORIDA HOSPITAL ORLANDO		743	74	9%	817
COVANCE CLINICAL RESEARCH UNIT INC		791	23	3%	814
MOLECULAR TESTING LABS		758	53	7%	811
UNIVERSITY OF WEST FLORIDA STUDENT HEALTH SERVICES	1	688	121	15%	810
LEE COUNTY EMERGENCY MEDICAL SERVICE		705	105	13%	810
ASCENSION ST VINCENT'S - CLAY		775	35	4%	810
CVS HEALTH		574	229	29%	803
NITE LITE PEDIATRICS		234	563	71%	797
MEDICAL CONSULTANTS OF FLORIDA, LLC	1	658	137	17%	796
C.W. BILL YOUNG VA MEDICAL CENTER	1	21	771	97%	793
PROJECT HEALTH INC	4	659	126	16%	789
DEPARTMENT OF CLINICAL LABS		769	17	2%	786
BAPTIST HEALTH - MD ANDERSON CANCER CENTER		780	5	1%	785
MINUTECLINIC LLC		686	97	12%	783
LPG COCONUT POINT		641	139	18%	780
DYNIX DIAGNOSTICS	2	524	247	32%	773
COASTAL PHYSICIANS, LLC		620	152	20%	772
SUNRISE URGENT CARE ASSOCIATES LLC D/B/A	5	425	336	44%	766
MINUTECLINIC LLC #5187		664	100	13%	764
INTERLACHEN PEDIATRICS		731	32	4%	763
MACDILL AIR FORCE BASE		710	51	7%	761
NONE		308	450	59%	758
Point of Care Testing	1	114	643	85%	758
VRL EUROFINS		727	30	4%	757
PEDIATRICS OF CENTRAL FLORIDA PA	19	689	42	6%	750
NORTH OKALOOSA MEDICAL CENTER		434	315	42%	749
USF MORSANI CENTER FOR ADVANCED HEALTH CARE		653	90	12%	743
FISHERMENS HOSPITAL CLINICAL LAB		673	68	9%	741
ST PETERSBURG PEDIATRICS	1	660	76	10%	737
NORTH FLORIDA PEDIATRICS PA	1	628	107	15%	736
SANTA ROSA MEDICAL GROUP		575	157	21%	732
VITAS HEALTHCARE CORPORATION OF FLA	1	726	4	1%	731

# COVID-19: testing by laboratory

Data through Feb 13, 2021 verified as of Feb 14, 2021 at 09:25 AM

Data in this report are provisional and subject to change.

The numbers in the table below represent the number of Florida and non-Florida residents for whom test results were received by the Department of Health. A person can be tested by more than one laboratory and can have both positive and negative results. **Therefore, the sum of the numbers in each column will be larger than the total number of people tested.**

Reporting lab	Inconclusive	Negative	Positive	Percent positive	Total
ADVENT HEALTH LAB - ORLANDO		430	294	41%	724
MIDWAY SPECIATLY CARE CENTER		504	220	30%	724
NORTHEAST FLORIDA NEUROLOGY CLINICS, INC		609	113	16%	722
GROWING TOGETHER PEDIATRICS LLC		669	53	7%	722
CATALYST WALK IN CLINIC		577	144	20%	721
NORTH SHORE LIJ URGENT CARE PC		676	39	5%	715
Tampa Lakes Health and Rehabilitation Center	2	643	69	10%	714
DISNEY COVID TEST SITE		703	11	2%	714
INTERLACHEN PEDIATRICS PA		681	30	4%	711
CONSULATE HEALTH CARE OF NEW PORT RICHEY	2	588	121	17%	711
ADVENTHEALTH CENTRA CARE TRINITY		619	84	12%	703
ANY LAB TEST NOW	1	465	237	34%	703
PRIMARY CARE SERVICES AT INDIAN RIVER ESTATES		681	18	3%	699
PRIMARY CARE SOUTH INC		365	326	47%	691
PREMIER MEDICAL LABORATORY SERVICES	1	463	225	33%	689
CAPE CANAVERAL HOSPITAL		452	234	34%	686
CRUCIAL CARE EMERGENCY MEDICINE DOCTORS		533	150	22%	683
ORLANDO HEALTH AND REHAB CENTER		639	43	6%	682
CLINICAL PATHOLOGY LABS INC		613	66	10%	679
Victoria Nursing and Rehabilitation Center		631	47	7%	678
KENDALL HEALTHCARE PROPERTIES DBA	2	649	27	4%	678
REDI MED LLC		536	141	21%	677
CARE ONE OF FLORIDA LLC		453	219	33%	672
CREEKSIDE CARE CENTER	1	587	84	13%	672
MINI ER ADULT AND PEDIATRIC URGENT CARE		574	98	15%	672
NCH HEALTHCARE SYSTEM MICROBIOLOGY LAB		2	667	100%	669
WILLOWBROOKE COURT AT EDGEWATER POINTE ESTATES		659	9	1%	668
EAST LAKE PEDIATRICS		576	92	14%	668
VENICE REGIONAL MEDICAL CENTER		574	93	14%	667
SPECTOR SCIENTIFIC LAB	1	242	419	63%	662
JACKSONVILLE BEACH PEDIATRIC CARE CENTER		605	57	9%	662
DOCTOR'S MEMORIAL HOSPITAL		503	158	24%	661
ADVENTHEALTH EXPRESS CARE AT WALGREENS		579	80	12%	659
HALIFAX MEDICAL CENTER-PORT ORANGE LAB		559	100	15%	659
MEDICAL FP – WHOLE FAMILY HEALTH CENTER		539	120	18%	659
TREE HOUSE PEDIATRICS PLLC		591	66	10%	657
ABSOLUTE GENOMICS	1	525	130	20%	656
PALACE NURSING HOME & REHAB CENTER		619	36	5%	655
SOLARIS HEALTHCARE CHARLOTTE HARBOR		607	47	7%	654
POINT OF CARE TESTING SITE		630	24	4%	654
FAMILY HEALTH CENTERS OF SWF LABS	2	569	81	12%	652
PALM GARDEN OF PORT SAINT LUCIE		641	8	1%	649
MAVERICK LABS		459	188	29%	647
CHILDRENS MEDICAL ASSOCIATION		582	61	9%	643
LIFE CARE CENTER OF NEW PORT RICHEY		608	33	5%	641
NCHMD, INC SOUTHEAST IMMEDIATE CARE		493	147	23%	640
LOOP PEDIATRICS PA	3	524	110	17%	637

# COVID-19: testing by laboratory

Data through Feb 13, 2021 verified as of Feb 14, 2021 at 09:25 AM

Data in this report are provisional and subject to change.

The numbers in the table below represent the number of Florida and non-Florida residents for whom test results were received by the Department of Health. A person can be tested by more than one laboratory and can have both positive and negative results. **Therefore, the sum of the numbers in each column will be larger than the total number of people tested.**

Reporting lab	Inconclusive	Negative	Positive	Percent positive	Total
AMERICAN SCIENTIFIC LABORATORIES LLC		628	5	1%	633
LAKELAND REGIONAL HEALTH PABLO		534	89	14%	623
CARENOW URGENT CARE – FORT PIERCE		360	256	42%	616
JOHN KNOX VILLAGE HEALTH CENTER		595	19	3%	614
LIFE CARE CENTER OF ORANGE PARK		584	30	5%	614
PRIMARY CARE SERVICES AT ST ANDREWS ESTATES		613			613
MANOR PINES CONVALESCENT CENTER LLC	1	592	20	3%	613
HOLY CROSS HOSPITAL		12	598	98%	610
MOUNT SINAI LABORATORY		581	29	5%	610
GULF COAST MOLECULAR LABORATORIES	12	499	98	16%	609
BOND AND STEELE CLINIC PA		423	184	30%	607
GULF COAST VILLAGE		576	30	5%	606
24 HOUR PEDIATIC CARE CENTER	1	558	47	8%	606
ETHOS WELLNESS PHARMACY		563	42	7%	605
Crestview Rehabilitation Center	5	474	126	21%	605
PATIENTS FIRST - MAHAN DRIVE		164	435	73%	599
ADVENTHEALTH MEDICAL GROUP PROMPT CARE		427	171	29%	598
WOODLANDS MEDICAL SPECIALISTS		359	238	40%	597
MAIN STREET MEDICAL CENTER		127	468	79%	595
VETERANS AFFAIRS MEDICAL CENTER - JAMES A HALEY			594	100%	594
ST JOHN'S NURSING CENTER		573	21	4%	594
GOLDEN GATE FAMILY CLINIC		174	417	71%	591
MID-FLORIDA PATHOLOGY		449	142	24%	591
GOLDEN GLADES NURSING & REHABILITATION CTR		574	14	2%	588
CALHOUN LIBERTY HOSPITAL		439	148	25%	587
BIO-TECH CLINICAL LABORATORIES INC		503	84	14%	587
HOLMES REGIONAL MEDICAL CENTER		5	581	99%	586
PALM GARDEN OF VERO BEACH		544	39	7%	583
THE PRESERVE		573	9	2%	582
AMERICAN MEDICAL RESPONSE		568	5	1%	573
MEDICAL VB		451	121	21%	572
TELESCOPE HEALTH LLC	3	464	104	18%	571
CENTRAL FLORIDA HEALTH CARE INC		471	100	18%	571
VETERANS AFFAIRS MEDICAL CENTER		40	529	93%	569
CLEWISTON NURSING AND REHABILITATION CENTER		557	11	2%	568
TENNESSEE DOH - NASHVILLE	2	500	65	11%	567
CONSULATE HEALTHCARE OF VERO BEACH	14	473	79	14%	566
BROAD INSTITUTE CLINICAL SEQUENCING RESEARCH PLATFORM	1	539	25	4%	565
SEBASTIAN RIVER MEDICAL CENTER	2	411	152	27%	565
LIFE CARE CENTER OF PENSACOLA		512	47	8%	559
HMA SANTA ROSA MEDICAL CENTER LLC DBA		437	122	22%	559
FORT MYERS INTERNAL MEDICINE, LLC		502	55	10%	557
LIFE CARE CENTER OF HILLIARD		539	18	3%	557
SHORELINE PHYSICIAN GROUP		342	214	38%	556
BROOKDALE FORT MYERS CYPRESS LAKE		553	2	0%	555
ECCOLAB GROUP	1	146	408	74%	555
NEMOURS CHILDERN'S HOSPITAL		453	98	18%	551

# COVID-19: testing by laboratory

Data through Feb 13, 2021 verified as of Feb 14, 2021 at 09:25 AM

Data in this report are provisional and subject to change.

The numbers in the table below represent the number of Florida and non-Florida residents for whom test results were received by the Department of Health. A person can be tested by more than one laboratory and can have both positive and negative results. **Therefore, the sum of the numbers in each column will be larger than the total number of people tested.**

Reporting lab	Inconclusive	Negative	Positive	Percent positive	Total
THERADOC		152	399	72%	551
ASAP LABS LLC		413	137	25%	550
The Sands at South Beach		545	4	1%	549
CYPRESS VILLAGE	1	522	24	4%	547
VITAE DIAGNOSTICS		534	13	2%	547
POINT WASHINGTON MEDICAL CLINIC	1	355	191	35%	547
VITAS HEALTHCARE CORP OF CENTRAL FL		524	22	4%	546
PENSACOLA PEDIATRICS	1	328	217	40%	546
FLAGLER COUNTY HEALTH DEPARTMENT	3	421	121	22%	545
Signature HealthCare Center of Waterford		515	29	5%	544
COASTAL URGENT CARE		428	116	21%	544
EAST LAKE PEDIATRICS PA		495	47	9%	542
NCF DIAGNOSTICS & DNA TECHNOLOGIES	15	208	318	59%	541
CITY MEDICAL OF NEW JERSEY, PC		496	45	8%	541
J AND G MEDICAL GROUP LLC		448	91	17%	539
NSPIRE HEALTHCARE MIAMI LAKES	7	516	14	3%	537
EDEN SPRINGS NURSING AND REHAB CENTER		426	110	21%	536
SOUTHEAST ALABAMA MEDICAL CENT		487	49	9%	536
DOCTORS CENTER,THE		427	108	20%	535
AMERICAN FAMILY CARE PENSACOLA WEST		1	533	100%	534
MANOR CARE HEALTH SERVICES - FT MYERS		510	24	4%	534
SPRING HILL HEALTH AND REHABILITATION CENTER		511	20	4%	531
VIERA HOSPITAL, INC		407	122	23%	529
NORTH VISTA HOSPITAL LABORATORY		434	95	18%	529
MED FAST URGENT CARE CENTER		260	268	51%	528
MEDICAL CENTER CLINIC-IMMEDIATE CARE	1	423	104	20%	528
CLARITY LABS		458	69	13%	527
VETERANS AFFAIRS MEDICAL CENTER - BAY PINES		17	510	97%	527
NORTH FLORIDA MEDICAL GROUP		398	128	24%	526
MOORINGS PARK INSTITUTE, INC, THE		502	24	5%	526
FLORIDA GULF COAST UNIVERSITY		347	175	34%	522
MANOR CARE NURSING CENTER OF SARASOTA FL LLC		433	87	17%	520
EMERALD SHORES HEALTH AND REHABILITATION		424	96	18%	520
BOCA GRANDE HEALTH CLINIC		493	25	5%	518
EXPRESS URGENT CARE LLC		1	516	100%	517
VILLA MARIA NURSING & REHAB CENTER INC	1	500	11	2%	512
BALDOMERO LOPEZ STATE VETERANS NURSING HOME	2	507	3	1%	512
MEDFAST URGENT CARE CENTERS		230	280	55%	510
AFC URGENT CARE CLEARWATER	1	123	385	76%	509
GRAND COURT TAMPA		505	3	1%	508
ORANGE BLOSSOM FAMILY HEALTH		480	26	5%	506
MEDONE URGENT CARE AT ST. AUGUSTINE		133	370	74%	503
DIAMOND RIDGE HEALTH AND REHABILITATION		471	31	6%	502
PEDIATRIC HEALTHCARE ALLIANCE PA		456	46	9%	502
EXPRESS PHARMACY		465	36	7%	501
Plantation Bay Rehabilitation Center		479	22	4%	501
DOH - INDIAN RIVER		426	73	15%	499



# COVID-19: testing by laboratory

Data through Feb 13, 2021 verified as of Feb 14, 2021 at 09:25 AM

Data in this report are provisional and subject to change.

The numbers in the table below represent the number of Florida and non-Florida residents for whom test results were received by the Department of Health. A person can be tested by more than one laboratory and can have both positive and negative results. **Therefore, the sum of the numbers in each column will be larger than the total number of people tested.**

Reporting lab	Inconclusive	Negative	Positive	Percent positive	Total
DAVITA LABORATORY		426	73	15%	499
CLINICAL PATHOLOGY LABS		386	111	22%	497
CONTINENTAL CLINICAL RESEARCH, LLC		470	26	5%	496
WILLOW BROOKE COURT AT INDIAN RIVER ESTATES		452	44	9%	496
PALM GARDEN OF TAMPA		466	29	6%	495
JACKSON MEMORIAL PERDUE MEDICAL CENTER		471	24	5%	495
NCH HEALTHCARE BONITA		370	124	25%	494
MAYFLOWER ASSISTED LIVING		485	6	1%	491
JACKSON MEMORIAL LONG TERM CARE CENTER		470	20	4%	490
PEBBLEBROOK PHARMACY		397	93	19%	490
BUFFALO CROSSING HEALTHCARE & REHABILITATION CTR		474	15	3%	489
NEW YORK HOSPITAL LABORATORIES	1	476	12	2%	489
MEMORIAL PEMBROKE 24/7 CARE CENTER		369	119	24%	488
ENZO CLINICAL LABS INC	3	463	22	5%	488
QUICK CARE MED		328	160	33%	488
HEALTH CENTER AT BRENTWOOD	1	444	42	9%	487
Fernandina Beach Rehabilitation and Nursing Center	1	465	18	4%	484
VETERANS AFFAIRS MEDICAL CENTER - GAINESVILLE		3	481	99%	484
VALENCIA HILLS HEALTH AND REHABILITATION CENTER		469	13	3%	482
SABAL PALMS HEALTH AND REHAB		429	50	10%	479
ST CLOUD REGIONAL MEDICAL CENTER CLINICAL LAB		394	83	17%	477
CLIFFORD CHESTER SIMS STATE VETERANS		468	9	2%	477
RIVER GARDEN HEBREW HOME FOR THE AGED		421	54	11%	475
SUSANNA WESLEY HEALTH CENTER		438	36	8%	474
NORTH FLORIDA RETIREMENT VILLAGE		470	2	0%	472
SOLARIS HEALTHCARE LAKE CITY		377	94	20%	471
FLORIDA DEPARTMENT OF HEALTH CLAY COUNTY	1	371	96	21%	468
NAVAL HOSPITAL - JACKSONVILLE		136	331	71%	467
FOUNTAIN MANOR HEALTH AND REHAB CENTER	1	447	18	4%	466
BALDWIN PEDIATRICS	1	437	28	6%	466
HARBOUR HEALTH CENTER		449	14	3%	463
PALM GARDEN OF JACKSONVILLE	2	382	79	17%	463
BAPTIST PRIMARY CARE	2	365	95	21%	462
Quest Diag Unspecifd	1	314	147	32%	462
AMERICA'S PHARMACY LLC		409	52	11%	461
BROOKDALE PALMER RANCH	1	403	57	12%	461
PALMETTO FAMILY HEALTHCARE	1	290	169	37%	460
HARTS HARBOR HEALTH CARE CENTER		438	21	5%	459
Good Samaritan Society Kissimmee Village		394	65	14%	459
The Manor at Blue Water Bay		399	60	13%	459
LAUDERDALE NURSING CENTER LLC	1	438	19	4%	458
THE PALACE AT HOMESTEAD	1	439	18	4%	458
RICARDO NAVARRO DO PA		388	69	15%	457
FLORIDA DEPARTMENT OF HEALTH IN CALHOUN COUNTY		336	121	26%	457
CHILDRENS MEDICAL ASSOCIATION PA		404	53	12%	457
ARCPOINTS LABS		390	64	14%	454
CLARIDGE HOUSE NURSING CENTER		437	17	4%	454

# COVID-19: testing by laboratory

Data through Feb 13, 2021 verified as of Feb 14, 2021 at 09:25 AM

Data in this report are provisional and subject to change.

The numbers in the table below represent the number of Florida and non-Florida residents for whom test results were received by the Department of Health. A person can be tested by more than one laboratory and can have both positive and negative results. **Therefore, the sum of the numbers in each column will be larger than the total number of people tested.**

Reporting lab	Inconclusive	Negative	Positive	Percent positive	Total
HILLCREST HEALTH CARE & REHABILITATION CENTER	2	440	12	3%	454
PARKLANDS FACILITY INC	4	404	42	9%	450
MANOR AT CARPENTERS		422	27	6%	449
MEDICAL CENTER OF DELTONA, INC		361	87	19%	448
SOUTHERN OAKS CARE CENTER	1	410	37	8%	448
HERON POINTE HEALTH AND REHABILITATION	1	442	3	1%	446
WEST GABLES HEALTH CARE CENTER		435	10	2%	445
DIAMOND RIDGE HEALTH AND REHABILITATION CENTER		421	22	5%	443
FLO-MEDILAB SERVICES LLC		188	255	58%	443
Williston Care Center		383	57	13%	440
HEARTLAND PEDIATRICS OF LAKE WALES		391	48	11%	439
SMA SPECIALTY MEDICAL LAB		117	321	73%	438
DXTERITY DIAGNOSTICS	1	413	23	5%	437
PEDIATRIC HEALTHCARE ALLIANCE		407	28	6%	435
SHORE ACRES CARE CENTER		399	35	8%	434
Q ANSWER LAB	1	381	52	12%	434
LAB DOCTOR		382	51	12%	433
NEW PLANT CITY FAMILY CARE	1	228	203	47%	432
AVECINA MEDICAL JULINGTON	1	240	189	44%	430
ST ANDREWS BAY SKILLED NURSING &		369	60	14%	429
FLORIDA DEPT OF HEALTH IN BREVARD COUNTY	3	363	63	15%	429
CITRUS NURSING CENTER LLC		386	42	10%	428
PHYSICIANS STAT LAB INC		357	71	17%	428
PIONEER CLINICAL LAB LLC		353	75	18%	428
Solaris HealthCare Windermere		395	32	7%	427
Palm Garden of Ocala		330	97	23%	427
BENTON PEDIATRICS INC		382	45	11%	427
MANOR OAKS NURSING & REHAB CENTER	4	420	2	0%	426
SANDBAY URGENT CARE		343	80	19%	423
APP-UNIPATH, LLC	2	405	14	3%	421
CARE ONE OF FLORIDA	1	283	136	32%	420
PHYSICIANS PRIMARY CARE LAB		360	60	14%	420
GARCIA CLINICAL LABORATORY		28	392	93%	420
FAMILY HEALTH CENTERS OF SOUTHWEST FLORIDA INC		355	65	15%	420
AFC URGENT CARE SEMINOLE			418	100%	418
Colonial Lakes Health Care		384	33	8%	417
NORTH FLORIDA REHABILITATION & SPECIALTY CARE☐		412	5	1%	417
ORLANDO HEALTH CENTER FOR REHABILITATION		405	11	3%	416
LEHIGH REGIONAL MEDICAL CENTER LAB		371	44	11%	415
FLORIDA HOSPITAL WAUCHULA		288	127	31%	415
NEW YORK PRESBYTERIAN - CUMC CLINICAL		397	17	4%	414
MICHAEL A MIDDLETON MD PA☐		398	15	4%	413
HOPE HOSPICE AND COMMUNITY SERVICES INC	14	382	14	3%	410
MINUTECLINIC LLC #3671		366	44	11%	410
AFC URGENT CARE FAMILY CARE			409	100%	409
ELLENTON PEDIATRICS		390	18	4%	408
THE PALACE MANAGEMENT - THE PALACE AT CORAL GABLES		403	3	1%	406



# COVID-19: testing by laboratory

Data through Feb 13, 2021 verified as of Feb 14, 2021 at 09:25 AM

Data in this report are provisional and subject to change.

The numbers in the table below represent the number of Florida and non-Florida residents for whom test results were received by the Department of Health. A person can be tested by more than one laboratory and can have both positive and negative results. **Therefore, the sum of the numbers in each column will be larger than the total number of people tested.**

Reporting lab	Inconclusive	Negative	Positive	Percent positive	Total
TIDE LABORATORIES		362	43	11%	405
CLINICAL ENTERPRISE, INC		385	20	5%	405
VITAS LUTHERAN TOWERS INPATIENT PROGRAM		340	63	16%	403
BROWARD PARTNERSHIP	6	386	7	2%	399
DBI HEALTH INC		382	15	4%	397
LITTLE PINE PEDIATRICS PLLC	1	342	53	13%	396
CONSULATE HEALTH CARE OF BAYONET POINT	4	384	7	2%	395
MINI ER AND URGENT CARE		289	105	27%	394
Santa Rosa Center for Rehabilitation and Healing		330	62	16%	392
SUWANNEE HEALTH AND REHABILITATION CENTER		386	5	1%	391
PRO HEALTH		164	227	58%	391
SIGNATURE HEALTHCARE OF BROOKWOOD GARDENS		384	6	2%	390
EMERITUS AT NAPLES	2	387	1	0%	390
ABBEY DELRAY		384	5	1%	389
Ocala Health and Rehabilitation Center		369	20	5%	389
SOLARIS HEALTHCARE MERRITT ISLAND		349	40	10%	389
BARBER		13	376	97%	389
CARITHERS PEDIATRIC GROUP		344	44	11%	388
PALMS OF SEBRING		352	34	9%	386
FLORIDA HOSPITAL MEDICAL GROUP		256	130	34%	386
PALM GARDEN OF WINTER HAVEN	2	367	16	4%	385
PALM GARDEN OF CLEARWATER		367	18	5%	385
CARENOW	2	204	178	46%	384
SOLARIS HEALTHCARE OSCEOLA		363	21	5%	384
BREVARD HEALTH ALLIANCE		166	216	57%	382
HEALTHY STEPS PEDIATRICS		336	45	12%	381
BOND CLINIC PA PEDIATRICS DEPT		346	35	9%	381
INDIAN RIVER CTR, LLC		334	46	12%	380
ORCHARD PARK HEALTH & REHABILITATION		374	5	1%	379
AFC URGENT CARE TYRONE		2	377	99%	379
BAYA PHARMACY WEST		8	368	98%	376
FIRST CHOICE PEDIATRICS		289	87	23%	376
STARKE FAMILY MEDICAL CENTER		292	84	22%	376
TREASURE COAST COMMUNITY HEALTH	3	317	55	15%	375
RUSKIN HEALTH CENTER		245	130	35%	375
Timberidge Center for Rehabilitation and Healing		342	31	8%	373
MEDSCAN LABORATORY INC	1	163	209	56%	373
BROOKSVILLE HEALTHCARE CENTER LLC		363	9	2%	372
MEDONE URGENT CARE CENTER		149	222	60%	371
HENDRY REGIONAL MEDICAL CENTER		107	264	71%	371
URGENT CARE BETHESDA	1	318	52	14%	371
UR MEDICINE LABS- CENTRAL LABORATORY		348	22	6%	370
Cypress Cove Care Center		270	100	27%	370
ADVENT HEALTH - TAMPA		148	220	60%	368
CHILDRENS CLINIC WEST FLORIDA PEDIATRICS		332	36	10%	368
RAINBOW PEDIATRIC CENTER PA		342	26	7%	368
Solaris Healthcare Daytona	2	320	46	13%	368

# COVID-19: testing by laboratory

Data through Feb 13, 2021 verified as of Feb 14, 2021 at 09:25 AM

Data in this report are provisional and subject to change.

The numbers in the table below represent the number of Florida and non-Florida residents for whom test results were received by the Department of Health. A person can be tested by more than one laboratory and can have both positive and negative results. **Therefore, the sum of the numbers in each column will be larger than the total number of people tested.**

Reporting lab	Inconclusive	Negative	Positive	Percent positive	Total
MEDIPATH		19	349	95%	368
SEMINOLE NURSING PAVILION		360	7	2%	367
FAIR HAVENS CENTER, OPCO		360	6	2%	366
FLORIDA DEPARTMENT OF HEALTH		326	40	11%	366
Stacey Health Care Centers Inc. dba Riverside Care Center		336	29	8%	365
CLERMONT HEALTH AND REHABILITATION CENTER		330	32	9%	362
WATSON THERAPEUTICS INC		347	15	4%	362
INFORM DIAGNOSTICS		353	9	2%	362
BROOKDALE PADDOCK HILLS	2	357	2	1%	361
CORE DIAGNOSTIC LABORATORIES LLC		245	115	32%	360
LIFEBRITE	1	167	191	53%	359
Darcy Hall Of Life Care		352	7	2%	359
UNIVERSITY OF TAMPA INC, THE		356	2	1%	358
Manatee Springs Rehabilitation and Nursing Center		336	20	6%	356
MINUTECLINIC LLC, #10357		354	1	0%	355
GOOD SAMARITAN CENTER		352	2	1%	354
MY CLINICAL LAB		224	128	36%	352
TIDEWELL HOSPICE INC		345	6	2%	351
SANFORD LABORATORIES		325	26	7%	351
BAYSHORE DIAGNOSTICS		309	41	12%	350
SOLARIS HEALTHCARE BAYONET POINT		333	16	5%	349
SIPARADIGM, DIAGNOSTIC INFORMATICS		273	75	22%	348
VILLAGE AT VIENNA SQUARE,THE	6	329	12	3%	347
MANORCARE HEALTH SERVICES - VENICE		292	55	16%	347
BLOUNTSTOWN REHABILITATION CENTER LLC		239	106	31%	345
SOLARIS HEALTHCARE PARKWAY	2	325	17	5%	344
VETERANS AFFAIRS MEDICAL CENTER - LAKE CITY		52	292	85%	344
FLORIDA DEPARTMENT OF HEALTH IN LIBERTY COUNTY	2	247	94	27%	343
LIFE CARE PONTE VEDRA INC		334	8	2%	342
HEALTH DESIGNS		328	13	4%	341
ADVENT HEALTH CENTRA CARE - PALM COAST		80	261	77%	341
CORAL BAY HEALTHCARE AND REHABILITATION	1	328	12	4%	341
Bayside Care Center	1	318	20	6%	339
AFC URGENT CARE		67	272	80%	339
SELECT REFERENCE LABORATORIES, LLC	1	326	12	4%	339
HEALTH CENTRAL PARK		273	66	19%	339
USAFSAM/PHE		174	165	49%	339
Destin Healthcare and Rehabilitation Center	1	300	37	11%	338
Life Care Center of Ocala		279	58	17%	337
PALMETTO SUBACUTE CARE CENTER		326	11	3%	337
AMEERAH LABS, LLC	2	255	79	24%	336
EPN URGENT CARE		44	291	87%	335
MOOSEHAVEN HEALTH CENTER		298	36	11%	334
DIAGNOSTIC & CLINICAL CARE SERVICES INC DBA		262	71	21%	333
NAPLES CHILDREN'S URGENT CARE		285	48	14%	333
LIFE CARE CENTER OF PALM BAY		312	21	6%	333
ADVENTHEALTH EXPRESS CARE AT		267	66	20%	333

# COVID-19: testing by laboratory

Data through Feb 13, 2021 verified as of Feb 14, 2021 at 09:25 AM

Data in this report are provisional and subject to change.

The numbers in the table below represent the number of Florida and non-Florida residents for whom test results were received by the Department of Health. A person can be tested by more than one laboratory and can have both positive and negative results. **Therefore, the sum of the numbers in each column will be larger than the total number of people tested.**

Reporting lab	Inconclusive	Negative	Positive	Percent positive	Total
PALM GARDEN OF WEST PALM BEACH☐	4	314	15	5%	333
HAINES CITY REHABILITATION AND NURSING CENTER		308	24	7%	332
SUN COUNTRY PEDIATRICS PLLC	9	294	27	8%	330
FAMILY CARE PARTNERS OF NORTHEAST FLORIDA LLC		257	72	22%	329
NORTH PINELLAS STATMED QUICK QUALITY CLINICS		236	93	28%	329
VITAS HEALTHCARE CORPORATION		324	4	1%	328
SEA BREEZE REHAB AND NURSING CENTER☐		318	9	3%	327
Life Care Center at Wells Crossing		309	18	6%	327
FLORIDA HOSPITAL HEARTLAND MED CTR LAKE PLACID		240	86	26%	326
TRI-COUNTY NURSING AND REHABILITATION CENTER INC		311	15	5%	326
PruittHealth Panama City	1	262	62	19%	325
VILLAGE DOCTORS OF KEYSTONE		245	80	25%	325
FG RAPID RESULTS	2	116	206	64%	324
FAIRWAY OAKS CENTER LLC	6	311	6	2%	323
PINES OF SARASOTA		320	3	1%	323
COLOR GENOMICS, INC.	2	315	6	2%	323
Palm Garden of Largo		319	4	1%	323
SERENADES IN THE VILLAGES		268	54	17%	322
CRONOS CLINICAL LABORATORY	22	210	90	28%	322
ORCHARD RIDGE CARE AND REHABILITATION CENTER		303	19	6%	322
MIDWAY SPECIALTY CARE CENTER	3	203	114	36%	320
CORAL TRACE HEALTH CARE☐	2	313	5	2%	320
SIGNATURE HEALTHCARE OF NORTH FLORIDA		316	2	1%	318
ANCIENT CITY PEDIATRICS		304	14	4%	318
DELTONA HEALTH CARE		295	23	7%	318
MEDFAST URGENT CARE CENTER		86	230	73%	316
SABAL DIRECT PRIMARY CARE, PA		259	57	18%	316
Marshall Health and Rehabilitation Center		274	41	13%	315
PruittHealth Santa Rosa		225	90	29%	315
BIOCEPT		292	22	7%	314
Bay Breeze Senior Living and Rehabilitation Center		261	53	17%	314
GENESIS MEDICAL LABORATORY MIAMI FL.		83	230	73%	313
ROLLINS COLLEGE WELLNESS CENTER		130	182	58%	312
ATLANTIC SHORES NURSING AND REHAB CENTER	1	302	9	3%	312
MANOR CARE OF BOYNTON BEACH LLC		288	24	8%	312
HARDEE MANOR HEALTH CARE CENTER	1	307	3	1%	311
PALM GARDEN OF ORLANDO		279	32	10%	311
KEY WEST HEALTH AND REHAB	1	302	7	2%	310
Bardmoor Oaks Healthcare and Rehabilitation Center		300	10	3%	310
ROSEWOOD HEALTH AND REHABILITATION CENTER		287	21	7%	308
LabCorp (Non-Interfaced)	1	122	185	60%	308
MEDEXPRESS LUTZ		3	305	99%	308
FLORIDA HEART & VASCULAR MULTISPECIALTY GROUP PA		214	92	30%	306
OCEAN VIEW NURSING AND REHAB CENTER		290	16	5%	306
STEWART SEBASTIAN RIVER MEDICAL CENTER		264	42	14%	306
ST LUCIE EMPLOYEE HEALTH & WELLNESS CENTER		301	5	2%	306
VILLAGE DOCTORS FAMILY MEDICAL CENTER OF		243	63	21%	306

# COVID-19: testing by laboratory

Data through Feb 13, 2021 verified as of Feb 14, 2021 at 09:25 AM

Data in this report are provisional and subject to change.

The numbers in the table below represent the number of Florida and non-Florida residents for whom test results were received by the Department of Health. A person can be tested by more than one laboratory and can have both positive and negative results. **Therefore, the sum of the numbers in each column will be larger than the total number of people tested.**

Reporting lab	Inconclusive	Negative	Positive	Percent positive	Total
GOOD SAMARITAN SOCIETY-DAYTONA		286	19	6%	305
SPECIALTY HEALTH AND REHABILITATION CENTER		280	25	8%	305
ASCEND CLINICAL	2	235	67	22%	304
MAGNOLIA FAMILY URGENT CARE		268	35	12%	303
SUNLAND MARIANNA COX MEDICAL CENTER		263	40	13%	303
HARDEE COUNTY HEALTH DEPARTMENT		241	62	20%	303
BAY VILLAGE OF SARASOTA INC		300	3	1%	303
NATIONS BEST FAMILY HEALTH CARE		129	172	57%	301
SUNSHINE URGENT CARE LLC		178	123	41%	301
AVELLINO LAB USA, INC	1	287	12	4%	300
ADDINGTON PLACE AT WELLINGTON GREEN		294	6	2%	300
KISSIMMEE FACILITY OPERATIONS LLC		277	23	8%	300
PHYSICIANS REGIONAL WALK-IN		185	115	38%	300
AVENTURA REHAB AND NURSING CENTER		293	6	2%	299
FHMG FLORIDA HOSPITAL MEDICAL GROUP		265	34	11%	299
HEALTH PARK CARE CENTER		295	4	1%	299
GANDY CROSSING CARE CENTER	1	284	13	4%	298
SAMANTHA WILSON CARE CENTER	4	285	9	3%	298
BOCA BIOLISTICS REFERENCE LABORATORY	2	185	110	37%	297
ASSOCIATESMD MEDICAL GROUP INC		247	50	17%	297
ENCOMPASS HEALTH REHABILITATION HOSPITAL OF SUNRISE	8	283	6	2%	297
HEALTH FIRST ADVENTHEALTH CENTRA CARE - TITUSVILLE		56	241	81%	297
AVANTE AT MT DORA		293	3	1%	296
BUENA VISTA URGENT CARE		264	32	11%	296
ORLANDO VA MEDICAL CENTER			296	100%	296
PIONEER CLINICAL LAB, LLC		185	111	38%	296
BRISTOL AT TAMPA, THE	4	283	8	3%	295
OSPREY LODGE		235	59	20%	294
NORTHWEST MEDICAL CENTER CLINICAL LABORATORY		175	117	40%	292
SILVER CREEK SENIOR LIVING COMMUNITY		287	5	2%	292
TAMARAC REHABILITATION & HEALTH CENTER		287	3	1%	290
UNIVERSITY OF TAMPA STUDENT HEALTH AND SHC CLINICAL LABORATORY		142	147	51%	289
PALMS REHABILITATION AND HEALTHCARE CENTER		253	36	12%	289
AUBURN UNIVERSITY MEDICAL CLINIC		227	62	21%	289
ST JAMES HEALTH AND REHABILITATION CENTER		205	84	29%	289
ARGO SENIOR LIVING AT HAVERHILL		271	18	6%	289
PALM GARDEN OF GAINESVILLE	2	285	2	1%	289
LAKE EUSTIS HEALTH AND REHABILITATION CENTER		281	7	2%	288
THE SPRINGS AT BOCA CIEGA BAY		279	9	3%	288
FL HUD DESTIN, LLC D/B/A GRAND BOULEVARD HEALTH		253	35	12%	288
ADVENTHEALTH EXPRESS CARE AT WALGREENS 49TH STREET		243	45	16%	288
SAINTS 120 LLC	1	253	34	12%	288
LUTHERAN HAVEN		280	8	3%	288
HCSO OCCUPATIONAL HEALTH AND WELLNESS CENTER		225	62	22%	287
LAKELAND REGIONAL HEALTH SYSTEMS INC		20	266	93%	286
REGENTS PARK OF BOCA RATON		284	2	1%	286
ADVENTHEALTH MEDICAL GROUP PROMPT CAR	1	193	91	32%	285



# COVID-19: testing by laboratory

Data through Feb 13, 2021 verified as of Feb 14, 2021 at 09:25 AM

Data in this report are provisional and subject to change.

The numbers in the table below represent the number of Florida and non-Florida residents for whom test results were received by the Department of Health. A person can be tested by more than one laboratory and can have both positive and negative results. **Therefore, the sum of the numbers in each column will be larger than the total number of people tested.**

Reporting lab	Inconclusive	Negative	Positive	Percent positive	Total
SPRINGTREE REHAB & HEALTH CARE CENTER		269	16	6%	285
BAPTIST PRIMARY CARE, INC		262	22	8%	284
PEDIATRIC ASSOCIATES OF OCALA PA		255	29	10%	284
CROSS POINTE CARE CENTER	2	277	5	2%	284
JACKSON PLAZA NURSING & REHAB CENTER	6	272	6	2%	284
ELMHURST HOSPITAL CENTER	1	261	20	7%	282
BRIDGEWATER PARK HEALTH AND REHAB		257	25	9%	282
HOMESTEAD MANOR	2	239	40	14%	281
BROOKDALE DESTIN		269	12	4%	281
CONSULATE HEALTH CARE OF SAFETY HARBOR		275	6	2%	281
FLOMEDILAB		69	212	75%	281
AURORA DIAGNOSTICS BERNHARDT LABORATORIES PATHOLOGY SERVICE		190	91	32%	281
KENNEDY PAIN CLINIC GROUP LLC		253	28	10%	281
AVANTE AT LEESBURG INC		281			281
ST JUDE CHILDREN'S RESEARCH HOSPITAL		265	15	5%	280
LONGWOOD FAMILY PRACTICE		210	69	25%	279
NATURE COAST MEDICAL GROUP		191	88	32%	279
RIVERS FAMILY MEDICINE PA		206	73	26%	279
LIFE CARE CENTER OF WINTER HAVEN		260	18	6%	278
HEATHER HILL HEALTHCARE CENTER		233	45	16%	278
PRUITT HEALTH-SANTA ROSA		275	2	1%	277
The Care Center at Pinellas Park	1	268	8	3%	277
QUALITOX LABORATORIES		105	172	62%	277
FAMILY CARE PARTNERS OF NE FLORIDA LLC		207	68	25%	275
WESTCHESTER GARDENS LIMITED PARTNERSHIP		269	6	2%	275
DIGNITY HEALING, LLC		262	13	5%	275
Glades West Rehabilitation and Nursing Center		266	8	3%	274
RULEME CENTER	2	246	26	9%	274
WELL HEALTH WORKS	1	240	32	12%	273
ROSEN MEDICAL CENTER		235	38	14%	273
Rehabilitation Center for Park Place LLC		261	11	4%	272
HOLIDAY CVS LLC DBA CVS/PHARMACY #0440		262	9	3%	271
REHABILITATION CENTER OF LAKE CITY, THE		242	28	10%	270
PERSONALIZED GENETIC TESTING	1	176	92	34%	269
renaissance health and rehabilitation center		251	18	7%	269
PEDIATRIC HEALTH CARE ALLIANCE, PA		242	27	10%	269
Solaris Healthcare Lake Bennet		237	32	12%	269
Premier Place at The Glenview		260	8	3%	268
ADVENT HEALTH CARE CENTER	9	245	12	5%	266
TUSKAWILLA NURSING AND REHAB CENTER	2	257	7	3%	266
CHAUTAUQUA REHABILITATION AND NURSING CENTER		257	9	3%	266
ADVENT HEALTH CENTRA CARE - ORMOND BEACH		113	153	58%	266
BAYA POINTE NURSING AND REHABILITATION		182	83	31%	265
ST PETERSBURG PEDIATRICS-PARK BLVD		243	22	8%	265
SOUTHWEST ORLANDO FAMILY MEDICINE, PL		221	44	17%	265
DAVID SCOTT MADWAR MD PA□		238	27	10%	265
BEAR CREEK NURSING CENTER		260	4	2%	264

# COVID-19: testing by laboratory

Data through Feb 13, 2021 verified as of Feb 14, 2021 at 09:25 AM

Data in this report are provisional and subject to change.

The numbers in the table below represent the number of Florida and non-Florida residents for whom test results were received by the Department of Health. A person can be tested by more than one laboratory and can have both positive and negative results. **Therefore, the sum of the numbers in each column will be larger than the total number of people tested.**

Reporting lab	Inconclusive	Negative	Positive	Percent positive	Total
MANOR CARE OF NAPLES FL LLC		260	3	1%	263
SERANADES BY SONATA WEST ORANGE		234	29	11%	263
TALLAHASSEE NHHI LLC	1	234	27	10%	262
URGENT CARE EXPRESS LLC		1	261	100%	262
CLIFFORD CHESTER SIMS VA NURSING HOME		251	9	3%	260
Solaris Healthcare Coconut Creek		253	6	2%	259
INTERNAL MEDICINE & PEDIATRICS OF TAMPA BAY PA		212	47	18%	259
CONSULATE HEALTHCARE OF KISSIMMEE		247	12	5%	259
PEDIATRICS BY THE SEA		249	10	4%	259
PROTEUS MOLECULAR AND CLINICAL LAB	1	148	109	42%	258
ACCURATE DIAGNOSTIC LABS, INC		243	15	6%	258
FLORIDA WOMAN CARE LABORATORY LLC		232	26	10%	258
BRENTWOOD RETIREMENT COMMUNITY	5	223	30	12%	258
BAPTIST PRIMARY CARE INC	1	232	24	9%	257
ONESTOP MEDICAL AND URGENT CARE LLC		217	40	16%	257
SOLARIS HEALTHCARE IMPERIAL		248	8	3%	256
MANORCARE AT LELY PALMS		250	5	2%	255
PORT SAINT LUCIE HOSPITAL		246	9	4%	255
HEALTH CENTRAL CLINICAL LABORATORY		239	15	6%	254
ST PETERSBURG PEDIATRICS-SEMINOLE BLVD		199	55	22%	254
LAKE PARK OF MADISON		246	7	3%	253
RESTORE HEALTH URGENT CARE		178	75	30%	253
SHELL POINT VILLAGE MEDICAL CENTER		246	7	3%	253
ST CATHERINE'S WEST REHABILITATION HOSPITAL		240	12	5%	252
SILVERCREST HEALTH AND REHABILITATION CENTER	3	241	7	3%	251
Parkview Rehabilitation Center at Winter Park		244	6	2%	250
DOCTORS MEMORIAL HOSPITAL		129	121	48%	250
24/7 PEDIATRIC CARE CENTERS INC		231	19	8%	250
Life Care Center of Punta Gorda	1	236	12	5%	249
WESTWOOD HEALTHCARE SNF		204	45	18%	249
COMMUNITY HEALTH AND REHABILITATION CENTER		190	58	23%	248
MARTIN MEMORIAL MEDICAL CENTER LAB		128	120	48%	248
Coastal Health and Rehabilitation Center		238	10	4%	248
HOLLEY NAVARRE MEDICAL CLINIC		179	69	28%	248
TAVARES PEDIATRICS		208	40	16%	248
ELMCROFT PINECREST	1	227	20	8%	248
EXCEL PEDIATRICS		205	42	17%	247
HARBOURWOOD	1	242	4	2%	247
Heritage Healthcare at Tallahassee		239	7	3%	246
BROWARD NURSING & REHABILITATION CTR	8	231	7	3%	246
CARRINGTON PLACE OF ST PETE LLC		242	4	2%	246
FLORIDA HEALTH CARE PLANS			246	100%	246
ADVANCED AMBULATORY SURGERY CENTER		234	11	4%	245
W FRANK WELLS NURSING HOME		218	27	11%	245
BUREAU OF CLINICAL LABORATORIES		205	40	16%	245
ROSEWOOD HEALTHCARE & REHABILITATION CENTER		239	6	2%	245
CHIPOLA HEALTH AND REHAB		228	17	7%	245



# COVID-19: testing by laboratory

Data through Feb 13, 2021 verified as of Feb 14, 2021 at 09:25 AM

Data in this report are provisional and subject to change.

The numbers in the table below represent the number of Florida and non-Florida residents for whom test results were received by the Department of Health. A person can be tested by more than one laboratory and can have both positive and negative results. **Therefore, the sum of the numbers in each column will be larger than the total number of people tested.**

Reporting lab	Inconclusive	Negative	Positive	Percent positive	Total
ESTERO ISLAND MEDICAL CENTER		191	54	22%	245
MALABAR/ADVENT CENTRA CARE		48	196	80%	244
WHITE-WILSON MEDICAL CENTER - FORT WALTON BEACH		233	10	4%	243
TIERRA PINES CENTER		230	12	5%	242
ARCHER HEALTH VENTURES, LLC		217	25	10%	242
AMBULATORY SURGERY CENTER OF BOCA RATON LTD		240	2	1%	242
GOOD SAMARITAN CARES		236	5	2%	241
JACKSONVILLE KIDS PEDIATRICS, PLLC		209	32	13%	241
HAVEN OF OUR LADY OF PEACE INC		233	8	3%	241
VILLAGES REGIONAL HOSPITAL SURGERY CENTER LLC, THE		186	54	23%	240
LASER & SURGERY CENTER OF THE PALM BEACHES		239	1	0%	240
FAMILY EXPRESS URGENT CARE		4	236	98%	240
Sunset Point Center		235	4	2%	239
CLARE BRIDGE OF SARASOTA		237	2	1%	239
AVON PARK PEDIATRICS INC	3	214	22	9%	239
PALM GARDEN OF AVENTURA		236	3	1%	239
USA HEALTH UNIVERSITY HOSPITAL CLINICAL LABORATORY	1	231	6	3%	238
OCALA FAMILY MEDICAL CENTER INC	1	196	41	17%	238
AMERICAN HOUSE SENIOR LIVING		189	49	21%	238
RIVERWOOD HEALTH NH LLC		199	39	16%	238
HOLISTIX TREATMENT CENTERS		232	6	3%	238
FRICKS PHARMACY		182	56	24%	238
FLORIDA CLINICAL LABORATORY-BIOREFERENCE LABORATORIES		89	148	62%	237
KINDRED HOSPITAL	7	225	5	2%	237
VETERANS AFFAIRS MEDICAL CENTER - MIAMI		1	236	100%	237
Vi at Lakeside Village Skilled Nursing		232	5	2%	237
FORT MYERS REHABILITATION AND NURSING CENTER		211	26	11%	237
AVECINA MOBILE		121	115	49%	236
BAY TREE CARE AND REHABILITATION CENTER		197	38	16%	235
REGENTS PARK AT AVENTURA		221	14	6%	235
OAK HAMMOCK AT THE UNIVERSITY OF FLORIDA		229	6	3%	235
HOMESTEAD VILLAGE		223	11	5%	234
FIRST CHOICE PRIMARY CARE		187	47	20%	234
JAMES A HALEY VETERANS HOSPITAL			234	100%	234
ABBOTT LABORATORIES		146	87	37%	233
MEMPHIS PATHOLOGY LABORATORY	4	212	17	7%	233
PAVILION FOR HEALTHCARE, THE		231	2	1%	233
MEDICAL CENTER AT OCEAN REEF,THE		220	12	5%	232
TGH		1	231	100%	232
CENTERSTONE OF FLORIDA		215	17	7%	232
MIAMI JEWISH HEALTH SYSTEMS, INC	3	220	8	3%	231
TERRACES OF LAKE WORTH CARE CENTER		219	12	5%	231
EDGEWATER AT WATERMAN VILLAGE,THE		215	15	7%	230
Life Care Center at Inverrary		226	4	2%	230
ManorCare Health Services-Palm Harbor	1	229			230
ATLANTIC URGENT CARE		155	75	33%	230
HEALTHWORKS MED GROUP OF FLORIDA PA	3	220	6	3%	229

# COVID-19: testing by laboratory

Data through Feb 13, 2021 verified as of Feb 14, 2021 at 09:25 AM

Data in this report are provisional and subject to change.

The numbers in the table below represent the number of Florida and non-Florida residents for whom test results were received by the Department of Health. A person can be tested by more than one laboratory and can have both positive and negative results. **Therefore, the sum of the numbers in each column will be larger than the total number of people tested.**

Reporting lab	Inconclusive	Negative	Positive	Percent positive	Total
MANDARIN PEDIATRICS		209	20	9%	229
ARCPPOINT LABS OF ST PETERSBURG		152	76	33%	228
Cross Gardens Care Center		227	1	0%	228
CHIPOLA MEDICAL ASSOCIATES, LLC		162	66	29%	228
LYNN HAVEN SPORTS COMPLEX-WALKON CLINIC		21	207	91%	228
Solaris Senior Living North Naples ALF		218	9	4%	227
FELLOWSHIP HOME AT THE FAIRWAY LLC		221	6	3%	227
PARKS HEALTHCARE & REHABILITATION CTR	4	211	11	5%	226
ENCOMPASS HEALTH		220	6	3%	226
ADVENT HEALTH - ORLANDO		168	57	25%	225
Avante at Inverness		224	1	0%	225
Lakewood Nursing Center		196	29	13%	225
ARCPPOINT LABS OF SARASOTA MANATEE		148	76	34%	224
Crossbreeze care center	1	221	2	1%	224
Chatsworth at PGA National, LLC		214	10	4%	224
LEHIGH VALLEY GENOMICS			223	100%	223
OKEECHOBEE COUNTY HEALTH DEPT	1	143	78	35%	222
PINNACLES PEDS CARE PA		222			222
FLORIDA KEYS PEDIATRICS & ADOLESCENT CENTER		208	12	5%	220
WOOD LAKE HEALTH AND REHABILITATION CENTER		219			219
WALGREENS 3173		204	15	7%	219
Boynton Beach Rehabilitation Center	2	213	4	2%	219
Avante at Orlando		214	4	2%	218
BOND CLINIC, PA		156	62	28%	218
SARAPATH DIAGNOSTICS		112	106	49%	218
THE MANOR AT CARPENTERS		185	32	15%	217
Lake Port Square Health Center		202	15	7%	217
WHITE WILSON MEDICAL IMMEDIATE CARE NICEVILLE		16	201	93%	217
LAKE PORT SQUARE		200	17	8%	217
STATMED QUICK QUALITY CLINIC AT NORTH PINELLAS		65	152	70%	217
KR at Hillsborough Lakes/Lutz Healthcare		206	10	5%	216
PLANT CITY PEDIATRICS	1	182	33	15%	216
ST. CLOUD REGIONAL MEDICAL CENTER		199	17	8%	216
PEDIATRICS IN BREVARD PA		188	28	13%	216
NORTH FLORIDA PEDIATRICS - MARIANNA		178	38	18%	216
AZALEA TRACE		203	13	6%	216
Consulate Health Care of North Fort Myers		203	12	6%	215
AMERICAN FINNISH NURSING HOME	1	209	5	2%	215
GATEWAY/ADVENT CENTRA CARE	1	24	189	88%	214
THE RESIDENCE AT TIMBER PINES	4	185	25	12%	214
BLOCK, NATION, CHASE, AND SMOLEN FAMILY MEDICINE		157	57	27%	214
CYPRESS COVE		207	6	3%	213
DISCOVERY VILLAGE AT MELBOURNE		187	26	12%	213
UCC - WELLINGTON		3	209	99%	212
WIREGRASS DIRECT PRIMARY CARE PLLC		179	33	16%	212
Life Care Center of Sarasota		200	12	6%	212
PCB CLINIC		167	45	21%	212

# COVID-19: testing by laboratory

Data through Feb 13, 2021 verified as of Feb 14, 2021 at 09:25 AM

Data in this report are provisional and subject to change.

The numbers in the table below represent the number of Florida and non-Florida residents for whom test results were received by the Department of Health. A person can be tested by more than one laboratory and can have both positive and negative results. **Therefore, the sum of the numbers in each column will be larger than the total number of people tested.**

Reporting lab	Inconclusive	Negative	Positive	Percent positive	Total
POCONO MEDICAL CENTER		212			212
CONSULATE HEALTH CARE OF WINTER HAVEN		209	3	1%	212
ORANGE COUNTY HEALTH DEPT		201	11	5%	212
SIGNATURE HEALTHCARE AT THE COURTYARD		165	47	22%	212
WASHINGTON REHAB AND NURSING		202	9	4%	211
LAKESIDE NEUROLOGIC		202	9	4%	211
SUNRISE DIAGNOSTIC LABORATORY		158	53	25%	211
HOSPICE OF LAKE & SUMTER INC	1	207	3	1%	211
ASCENSION MEDICAL GROUP		4	207	98%	211
CCS - JOSEPH V CONTE		208	2	1%	210
Whispering Oaks	11	175	23	11%	209
Taylor Care Center		204	5	2%	209
The Palace Nursing and Rehabilitation Center		209			209
BROOKDALE ATRIM WAY		202	6	3%	208
CORAL REEF NURSING & REHABILITATION CENTER		203	4	2%	207
DOCTORS MEMORIAL FAMILY MEDICINE	2	142	63	30%	207
ST MARK VILLAGE		201	5	2%	206
NORTH FLORIDA PEDIATRICS PA - DUVAL		179	27	13%	206
Orchid Cove at Sarasota		204	1	0%	205
FORT PIERCE HEALTH CARE		198	7	3%	205
LA MER NH LLC		201	4	2%	205
FULGENT GENETICS	2	164	39	19%	205
SUPERIOR RESIDENCES OF PANAMA CITY BEACH		198	6	3%	204
HEALTH FIRST - HOLMES REGIONAL MEDICAL CENTER		32	171	84%	203
MACTOWN, INC		201	2	1%	203
GLENRIDGE ON PALMER RANCH,THE		195	8	4%	203
MOBILE MEDICAL ASSOCIATES PL	7	166	30	15%	203
ARBOR FACILITY INC		202			202
PATHGROUP LABS LLC		97	105	52%	202
POLK COUNTY HEALTH DEPARTMENT		178	24	12%	202
LODGE HEALTH AND REHABILITATION CENTER, THE		170	32	16%	202
VAMC WEST PALM LAB		5	196	98%	201
Governors Creek Health and Rehabilitation	1	198	2	1%	201
ADVENT HEALTH CENTRA CARE - APOPKA NORTH		171	30	15%	201
NSPIRE HEALTHCARE LAUDERHILL		194	6	3%	200
HERITAGE HEALTHCARE AND REHABILITATION CENTER		195	5	3%	200
BAY COUNTY SHERIFFS OFFICE JAIL FACILITY		176	24	12%	200
TRINITY REGIONAL REHAB CENTER		184	15	8%	199
TRENTON MEDICAL CENTER INC DBA PALMS MEDICAL GROUP	4	140	55	28%	199
LIFE CARE CENTER OF PORT ST. LUCIE		190	9	5%	199
PALM BEACH PEDIATRICS PA	2	176	21	11%	199
ABBOTT DIAGNOSTICS		185	14	7%	199
ADVENT HEALTH - CARROLLWOOD	4	169	26	13%	199
SOLARIS SENIOR LIVING VERO BEACH		192	7	4%	199
MEDIPATH LLC		2	196	99%	198
San Jose Health & Rehabilitation		192	6	3%	198
LAUREL POINT CARE ACQUISITION LLC DBA SANDGATE GARDENS REHAB AND NURSI		171	27	14%	198

# COVID-19: testing by laboratory

Data through Feb 13, 2021 verified as of Feb 14, 2021 at 09:25 AM

Data in this report are provisional and subject to change.

The numbers in the table below represent the number of Florida and non-Florida residents for whom test results were received by the Department of Health. A person can be tested by more than one laboratory and can have both positive and negative results. **Therefore, the sum of the numbers in each column will be larger than the total number of people tested.**

Reporting lab	Inconclusive	Negative	Positive	Percent positive	Total
CONEY ISLAND HOSPITAL		191	7	4%	198
DEPARTMENT OF HEALTH & HUMAN SERVICES		198			198
Nspire Health Care Kendall		187	10	5%	197
HEARTLAND PEDIATRICS OF LAKE PLACID PA		171	25	13%	196
Heartland Healthcare of Ft. Myers	1	194	1	1%	196
VETERANS AFFAIRS ORLANDO VA MEDICAL CENTER			196	100%	196
LAKE VIEW CARE CENTER AT DELRAY		189	6	3%	195
Consulate Healthcare of West Palm Beach		179	16	8%	195
ABBIEJEAN RUSSELL CARE CENTER		195			195
DE LUNA HEALTH AND REHABILITATION CENTER		172	22	11%	194
BAYVIEW CENTER		189	5	3%	194
FOUNTAIN INN NURSING & REHABILITATION CTR, INC		188	6	3%	194
WALGREENS 10670		171	23	12%	194
WIMAUMA COMMUNITY HEALTH CENTER		155	39	20%	194
BARTON HEALTH ALLIANCE		159	34	18%	193
ADVENT HEALTH CENTRA CARE - DAYTONA BEACH		94	99	51%	193
Bayside Health and Rehabilitation		164	29	15%	193
CONSULATE HEALTH CARE OF MELBOURNE		190	3	2%	193
TARPON POINT NURSING AND REHABILITATION CENTER		189	3	2%	192
SARNO EXTENDED HOURS		124	68	35%	192
PADDOCK RIDGE		188	3	2%	191
Cross Terrace REhabilitation		189	2	1%	191
INN AT ASTON GARDENS, THE		184	7	4%	191
BORLAND GROOVER CLINIC	1	156	34	18%	191
HEALTH LINK DIAGNOSTIC LABORATORIES		182	9	5%	191
NEO GENOMICS - FORT MYERS	1	183	6	3%	190
CYPRESS POINT LIVING, LLC		175	15	8%	190
OCEAN REEF MEDICAL CENTER		150	38	20%	188
WOMEN'S CARE FLORIDA LABORATORY		183	5	3%	188
FLORIDA HEALTH CARE PLAN INC		2	186	99%	188
PLANTATION NURSING & REHAB CENTER		187			187
BOCA RATON REHABILITATION CENTER	4	180	3	2%	187
PENSACOLA PEDIATRICS, PA		170	17	9%	187
NO FLORIDA PEDIATRICS, PA		160	26	14%	186
FINLAY CLINICAL LABORATORY INC		36	150	81%	186
EDGEWOOD NURSING CENTER		179	7	4%	186
ANTHEM LAKES LLC		151	35	19%	186
ADVENT		172	13	7%	185
WATERMARK LAKE POINTE WOODS LLC		167	18	10%	185
Surrey Place Healthcare and Rehabilitation		183	2	1%	185
BROOKDALE OF SPRING HILL	9	173	2	1%	184
AMELIA MEDICAL CARE		38	146	79%	184
WHITE WILSON MEDICAL CENTER PA - NAVARRE		91	93	51%	184
ST. JAMES BAY HEALTH AND REHABILITATION CENTER		183	1	1%	184
LCS SANDHILL COVE LLC DBA	6	171	7	4%	184
ADVENT HEALTH CENTRA CARE - WESLEY CHAPEL		13	170	93%	183
NIGHT LITE PEDIATRICS WINTER GARDEN		144	39	21%	183



# COVID-19: testing by laboratory

Data through Feb 13, 2021 verified as of Feb 14, 2021 at 09:25 AM

Data in this report are provisional and subject to change.

The numbers in the table below represent the number of Florida and non-Florida residents for whom test results were received by the Department of Health. A person can be tested by more than one laboratory and can have both positive and negative results. **Therefore, the sum of the numbers in each column will be larger than the total number of people tested.**

Reporting lab	Inconclusive	Negative	Positive	Percent positive	Total
CORAL GABLES NURSING & REHABILITATION CENTER		172	10	5%	182
ADVENT HEALTH - LAKE NONA		157	25	14%	182
VIERA MANOR ASSISTED LIVING RESIDENCE		174	7	4%	181
COLONY CLUB ALF,THE		168	13	7%	181
BAPTIST HEALTH PRIMARY CARE	1	134	46	25%	181
PALM HARBOR FAMILY PRACTICE & WALK-IN		135	46	25%	181
STERLING HOUSE OF DELAND		180	1	1%	181
UNIVERSITY OF MIAMI		54	127	70%	181
NADAL PEDIATRICS - VICTORIA STREET (3385)		153	28	15%	181
ARDEN COURTS OF TAMPA□		176	4	2%	180
MATHISON RETIREMENT COMMUNITY, INC	1	170	8	4%	179
SOUTHLAND SUITES OF ORMOND BEACH	4	174			178
EVENT MED SERVICES LABORATORY		175	3	2%	178
ADVENT HEALTH - DELTONA ER		135	43	24%	178
The Waterford		176	2	1%	178
QUOTIENT SCIENCES		172	6	3%	178
PONTE VEDRA GARDENS		177	1	1%	178
CANTERFIELD OF CLAY COUNTY		140	38	21%	178
ADVENT HEALTH CENTRA CARE - CARROLLWOOD		5	172	97%	177
Concordia Village of Tampa AL		173	4	2%	177
Heritage Park Rehabilitation & Healthcare		159	18	10%	177
GEORGIA DEPARTMENT OF PUBLIC HEALTH	1	5	170	97%	176
MEDICAL CONSULTANTS OF FLORIDA LLC	1	142	33	19%	176
LAKEVIEW INTERNAL MEDICINE		122	54	31%	176
DISCOVERY VILLAGE AT NAPLES		159	17	10%	176
PATRIOT MEDICAL LABORATORIES		169	7	4%	176
Emory L Bennett State Veterans Nursing Home		173	3	2%	176
Consulate Health Care of St. Petersburg		174	1	1%	175
OAKBROOK HEALTH AND REHABILITATION CENTER	1	160	14	8%	175
DOS OF NORTH SHORES NURSING & REHAB CENTER		175			175
AMA MEDICAL GROUP LLC		148	27	15%	175
ST ANTHONYS REHABILITATION HOSPITAL	9	164	2	1%	175
ORLANDO HEALTH EMERGENCY DEPARTMENT		163	11	6%	174
VI AT BENTLEY VILLAGE HOME CARE		174			174
ASTON GARDENS AT PELICAN MARSH		169	5	3%	174
The Inn at Sarasota Bay Club		172	2	1%	174
HUNT CLUB PEDIATRIC ASSOCIATES, P.A.		145	29	17%	174
CHEEK AND SCOTT DRUGS INC		138	35	20%	173
Sunnyside Nursing Home		170	3	2%	173
YOUR FAMILY WALK-IN CLINIC		13	160	92%	173
LUIS A GHIGLINO MD PA		167	6	3%	173
HOSPITAL FOR SPECIAL SURGERY		169	3	2%	172
ARTHREX MEDICAL CENTER	1	73	98	57%	172
SAMIR EBEID MD		152	19	11%	171
LAB CORP	1	95	75	44%	171
PRIMECARE OF DOTHAN		117	53	31%	170
SANDY PINES	2	150	18	11%	170

# COVID-19: testing by laboratory

Data through Feb 13, 2021 verified as of Feb 14, 2021 at 09:25 AM

Data in this report are provisional and subject to change.

The numbers in the table below represent the number of Florida and non-Florida residents for whom test results were received by the Department of Health. A person can be tested by more than one laboratory and can have both positive and negative results. **Therefore, the sum of the numbers in each column will be larger than the total number of people tested.**

Reporting lab	Inconclusive	Negative	Positive	Percent positive	Total
GOOD SAMARITAN SOCIETY OF DELAND		159	11	6%	170
MACCLENNY NURSING AND REHAB		153	17	10%	170
ROSECASTLE OF CITRUS		139	30	18%	169
ALL SEASONS NAPLES LLC□		164	5	3%	169
CANTERFIELD OF OCALA, LLC		158	11	7%	169
ARDEN COURTS OF SEMINOLE		130	39	23%	169
PANAMA CITY DEVELOPMENTAL CENTER□		168			168
ALLSOUTH URGENT CARE		6	162	96%	168
GRACE PEDIATRICS		140	28	17%	168
BARKLEY PLACE	1	163	4	2%	168
TUSCAN GARDENS OF PALM COAST		165	3	2%	168
FLORIDA ATLANTIC UNIVERSITY STUDENT HEALTH		135	32	19%	167
LEESBURG PEDIATRICS		152	15	9%	167
URGENT CARE OF THE PALM BEACHES, NORTH PALM BEACH			167	100%	167
POMPANO REHABILITATION AND NURSING CTR		167			167
ADVENT HEALTH CENTRA CARE - TEMPLE TERRACE	1	103	62	37%	166
ANGELS DIAGNOSTIC GROUP		132	34	20%	166
BROOKDALE LAKE TAVARES		162	4	2%	166
THE ARLINGTON OF NAPLES INC.		162	3	2%	165
ADVANCED MEDICAL GROUP		1	164	99%	165
BENDERSON FAMILY SKILLED NURSING AND□		148	17	10%	165
DEPARTMENT OF HEALTH BUREAU OF FAMILY		163	2	1%	165
US MEDICAL CARE, INC		148	17	10%	165
EXOSOME DIAGNOSTICS	1	145	18	11%	164
JACKSONVILLE NURSING AND REHAB CENTER		158	6	4%	164
MY HEALTHY BLUEPRINT BY BAPTIST HEALTH CARE		130	33	20%	163
OSPREY VILLAGE AT AMELIA ISLAND LTD		155	8	5%	163
STERLING HOUSE OF PUNTA GORDA		162	1	1%	163
GUEST HOUSE OCALA, THE		160	3	2%	163
TRI COUNTY NURSING HOME		162	1	1%	163
BONIFAY NURSING AND REHAB CENTER		134	29	18%	163
BRADENTON HEALTH CARE		163			163
MEADOWCREST FAMILY PHYSICIANS		97	66	40%	163
TUSCAN GARDENS OF VENETIA MANAGEMENT COMPANY		150	13	8%	163
PRECISION GENETICS, INC		156	6	4%	162
GENE BY GENE		61	100	62%	161
CAYUGA MEDICAL CENTER AT ITHACA		156	5	3%	161
SOMERBY LAKE NONA		154	7	4%	161
FIRST CHOICE PEDIATRICS SEMORAN		80	80	50%	160
GREENBRIAR REHABILITATION AND NURSING CENTER	1	159			160
KEYSTONE REHAB		160			160
GLADES HEALTH CARE CENTER		157	3	2%	160
BROOKDALE ORANGE PARK		158	1	1%	159
ARCADIA HEALTH AND REHABILITATION CENTER		100	59	37%	159
CITRUS HEALTH AND REHAB		128	31	19%	159
SOUTH BALDWIN REGIONAL MEDICAL CENTER		147	11	7%	158
Flagler Health and Rehabilitation		155	3	2%	158



# COVID-19: testing by laboratory

Data through Feb 13, 2021 verified as of Feb 14, 2021 at 09:25 AM

Data in this report are provisional and subject to change.

The numbers in the table below represent the number of Florida and non-Florida residents for whom test results were received by the Department of Health. A person can be tested by more than one laboratory and can have both positive and negative results. **Therefore, the sum of the numbers in each column will be larger than the total number of people tested.**

Reporting lab	Inconclusive	Negative	Positive	Percent positive	Total
WUESTHOFF REF LABORATORY			158	100%	158
MIRACLE HILL NURSING & REHABILITATION CENTER INC		153	5	3%	158
BROOKDALE FORT MYERS THE COLONY		154	4	3%	158
CLARE BRIDGE ORMOND BEACH	1	157			158
BEACON AT GULF BREEZE, THE	2	149	7	4%	158
CHILDREN MED CARE INC		135	23	15%	158
SUWANNEE VALLEY NURSING CENTER		143	14	9%	157
TIMBERRIDGE NURSING HOME & REHAB		123	33	21%	156
DAIRY ROAD URGENT CARE	2	71	83	53%	156
WOODBRIIDGE FACILITY INC		152	4	3%	156
CONCORD LIFE SCIENCES LLC		139	17	11%	156
MORSELIFE MEMORY CARE RESIDENCE		149	7	4%	156
WESLEY HAVEN VILLA	1	119	36	23%	156
Englewood Healthcare and Rehab		141	15	10%	156
COCOA BEACH/ADVENT CENTRA		41	114	74%	155
ARDEN COURTS OF LARGO FL, LLC		142	13	8%	155
ST PETERSBURG PEDIATRICS-EAST BAY	1	127	27	17%	155
EDWARD J HEALEY REHAB & NURSING CENTER		155			155
CSL PLASMA		31	124	80%	155
PRUITT HEALTH		153	2	1%	155
CENTRAL FLORIDA HEALTHCARE GROUP LLC		134	21	14%	155
BRIGHTON EGGERT PHARMACY INC		150	5	3%	155
ZON BEACHSIDE LLC		128	27	17%	155
PALMETTTO FACILITY INC	1	153			154
DIAMOND RIDGE		147	7	5%	154
NEW YORK CITY DEPARTMENT OF HEALTH & MENTAL		123	31	20%	154
DOCTORS MEMORIAL FAMILY PRACTICE	2	118	33	22%	153
MID FLORIDA PATHOLOGY LLC MOBILE UNIT #4		103	50	33%	153
BAY VUE NURSING AND REHABILITATION CENTER		143	10	7%	153
FAWCETT MEMORIAL HOSPITAL-LAB		39	113	74%	152
WORKPLACE SCREENING INTELLIGENCE			152	100%	152
ROSECASTLE OF ZEPHRHILLS		149	2	1%	151
AFTER HOURS PEDIATRICS INC	1	1	149	99%	151
POINTE, THE		122	28	19%	150
LABORATORY OF FLORIDA		97	53	35%	150
SUNCOAST URGENT CARE		111	39	26%	150
NORTH FLORIDA INTERNAL MEDICINE PA		117	33	22%	150
Chatham Glen Healthcare and Rehabilitation Center		143	6	4%	149
SPRINGS AT LAKE POINTE WOODS		147	2	1%	149
PRECISION HEALTH RESOURCES, LLC	1	133	15	10%	149
MOBILE INFIRMARY MED CENTER PATH LAB		133	15	10%	148
GOLD CHOICE SENIOR COMMUNITIES		107	40	27%	147
QUICK CARE MED LLC	1	120	26	18%	147
FARAH MEDICAL		137	10	7%	147
REFUAH HEALTH CENTER LABORATORY		140	7	5%	147
SEAGRASS VILLAGE FLEMING ISLAND		110	36	25%	146
HOLISTIC PEDIATRICS GROUP LLC		127	19	13%	146

# COVID-19: testing by laboratory

Data through Feb 13, 2021 verified as of Feb 14, 2021 at 09:25 AM

Data in this report are provisional and subject to change.

The numbers in the table below represent the number of Florida and non-Florida residents for whom test results were received by the Department of Health. A person can be tested by more than one laboratory and can have both positive and negative results. **Therefore, the sum of the numbers in each column will be larger than the total number of people tested.**

Reporting lab	Inconclusive	Negative	Positive	Percent positive	Total
REGENCY CARE OF BLOUNTSTOWN LLC		135	10	7%	<b>145</b>
SEASIDE HEALTH AND REHABILITATION CENTER		88	57	39%	<b>145</b>
GULF COAST MEDICAL CENTER		141	4	3%	<b>145</b>
HUNT CLUB PEDIATRIC ASSOCIATES PA		88	56	39%	<b>144</b>
NCRNC INC		140	4	3%	<b>144</b>
PALM BEACH COUNTY HEALTH DEPT LAB	4	134	6	4%	<b>144</b>
RITECARE MEDICAL CENTER		88	56	39%	<b>144</b>
PEDIATRICS OF GREATER ORLANDO		125	18	13%	<b>143</b>
JEFFERY WEINZWEIG		2	141	99%	<b>143</b>
PHYSICIANS REGIONAL MEDICAL CENTER - PINE RIDGE		19	124	87%	<b>143</b>
Quail Run Health Care Center		143			<b>143</b>
WRIGHTS HEALTH CARE AND REHABILITATION CENTER		112	30	21%	<b>142</b>
COASTAL INTERNAL MEDICINE		105	37	26%	<b>142</b>
LAKEVIEW TERRACE RETIREMENT COMMUNITY		125	17	12%	<b>142</b>
PROVIDENCE HOSPITAL LABORATORY		134	8	6%	<b>142</b>
ADVENTHEALTH CENTRA CARE PONCIANA	1	81	60	42%	<b>142</b>
FLAGLER COUNTY DETENTION CENTER		136	6	4%	<b>142</b>
SUNNY HILLS ALF OF SEBRING INC		131	11	8%	<b>142</b>
NOVARI CARE LLC		97	44	31%	<b>141</b>
VENICE REGIONAL BAYFRONT HEALTH (PULMONARY)		126	15	11%	<b>141</b>
BROOKDALE PENSACOLA		140	1	1%	<b>141</b>
PORT ST LUCIE REHABILITATION AND HEALTHCARE		98	43	30%	<b>141</b>
OAKS OF KISSIMMEE HEALTH AND REHABILITATION CENTER		138	3	2%	<b>141</b>
UNITED CLINICAL LABORATORIES		132	9	6%	<b>141</b>
WEDGEWOOD HEALTHCARE CENTER		92	48	34%	<b>140</b>
BAY EDUCATORS WELLNESS CENTER		87	53	38%	<b>140</b>
ARDEN COURTS OF DELRAY BEACH FL LLC	3	128	9	6%	<b>140</b>
ELLENTON PEDIATRICS PA		129	11	8%	<b>140</b>
PALM BEACH COUNTY FIREFIGHTERS HEALTH CLINIC, LLC		111	28	20%	<b>139</b>
GENOSUR LLC		135	4	3%	<b>139</b>
Gulf Coast Healthcare (Longwood Health and Rehab		118	21	15%	<b>139</b>
The Crossroads		138	1	1%	<b>139</b>
CROSSWINDS HEALTH AND REHABILITATION CENTER	1	136	2	1%	<b>139</b>
The Grove Health and Rehabilitation		116	23	17%	<b>139</b>
FAMILY EXTENDED CARE OF CENTRAL TAMPA		121	18	13%	<b>139</b>
MILLENNIUM LAB SERVICES			139	100%	<b>139</b>
AMERICAN PATHOLOGY PARTNERS		136	2	1%	<b>138</b>
FHMG-FLORIDA HOSPITAL MEDICAL GROUP		115	22	16%	<b>137</b>
ALTAMONTE MD			137	100%	<b>137</b>
WALGREENS 6221		122	15	11%	<b>137</b>
ADVENT HEALTH CENTRA CARE - CITRUS PARK		9	128	93%	<b>137</b>
SONATA COCONUT CREEK	2	111	24	18%	<b>137</b>
PPC-LAB EDI ORCHARD BI		129	8	6%	<b>137</b>
MANOR AT BLUEWATER BAY		131	6	4%	<b>137</b>
LabCorp L#09258090 M#09258105		74	62	46%	<b>136</b>
HAWKINS FAMILY MEDICINE LLC		91	45	33%	<b>136</b>
DOLPHIN POINTE HEALTH CARE LLC		118	18	13%	<b>136</b>

# COVID-19: testing by laboratory

Data through Feb 13, 2021 verified as of Feb 14, 2021 at 09:25 AM

Data in this report are provisional and subject to change.

The numbers in the table below represent the number of Florida and non-Florida residents for whom test results were received by the Department of Health. A person can be tested by more than one laboratory and can have both positive and negative results. **Therefore, the sum of the numbers in each column will be larger than the total number of people tested.**

Reporting lab	Inconclusive	Negative	Positive	Percent positive	Total
SURREY PLACE CARE CENTER		130	6	4%	136
ADVENT HEALTH CENTRA CARE - DELAND		28	108	79%	136
VIPEDIATRICS PLLC		125	11	8%	136
GRAVITY DIAGNOSTICS, LLC		36	100	74%	136
PEDIATRIC CARE CENTER		135			135
IRL MARKET LAB ALACHUA		104	31	23%	135
HIALEAH SHORES NURSING AND REHAB CENTER		127	8	6%	135
CITY OF PORT SAINT LUCIE		126	9	7%	135
ADVENT HEALTH CENTRA CARE - ORANGE CITY	1	53	81	60%	135
DAYSPRING VILLAGE		113	22	16%	135
KINDRED HOSPITAL THE PALM BEACHES		129	5	4%	134
PHYSICIAN PARTNERS PERRY		74	60	45%	134
LONGWOOD HEALTH AND REHABILITATION CENTER		124	10	7%	134
LABCORP BURLINGTON		106	28	21%	134
HOSPICE OF ST FRANCIS INC		128	6	4%	134
ADVANCED MEDICAL CENTER		86	48	36%	134
Hampton Court Nursing and Rehabilitation Center		131	2	2%	133
FORT WALTON REHABILITATION CENTER		96	37	28%	133
DOCTOR'S IN HOUSE LABORATORY		18	115	86%	133
PEDIATRIC SPECIALISTS MEDICAL GROUP	1	121	11	8%	133
STEWART MEDICAL GROUP		34	99	74%	133
SUMMERFIELD EMERGENCY ROOM		102	31	23%	133
220 GOLDEN, LLC	1	116	15	11%	132
Nemours Children's Urgent Care		80	52	39%	132
THE REHABILITATION CENTER OF LAKE CITY		127	5	4%	132
GRAVITY DIAGNOSTICS		45	87	66%	132
ALL FLORIDA FAMILY AND SPORTS MEDICINE		114	18	14%	132
WHITE-WILSON MEDICAL CENTER - NICEVILLE		118	14	11%	132
SONATA DELRAY BEACH		121	10	8%	131
MIAMI VA HEALTHCARE SYSTEM			131	100%	131
MV MEDICAL PRACTICE DBA PRIMARY URGENT CARE		124	7	5%	131
KENILWORTH CARE & REHABILITATION CENTER		124	7	5%	131
REGENCY PARK		113	18	14%	131
INTEGRATED REGIONAL LABORATORIES		119	12	9%	131
THE WELLNESS CENTER AT LAKEWOOD RANCH		43	88	67%	131
QUEENS HOSPITAL CENTER	1	121	8	6%	130
CENTRACARE		17	113	87%	130
VILLAGE PLACE NH LLC		106	24	18%	130
DESOTO PALMS ALF		125	5	4%	130
BMHSI-AEL MICROBIOLOGY LABORATORY	2	102	25	19%	129
HIGHLANDS URGENT CARE			129	100%	129
CRANE CENTER		98	31	24%	129
SOUTH CAMPUS FACILITY INC		122	7	5%	129
JACKSON COUNTY HEALTH DEPARTMENT		91	38	29%	129
PALMS MEDICAL GROUP HIGH SPRINGS		103	26	20%	129
FLORIDA DEPARTMENT OF HEALTH IN TAYLOR COUNTY	1	89	39	30%	129
SPEARHEAD MEDICAL		89	39	30%	128

# COVID-19: testing by laboratory

Data through Feb 13, 2021 verified as of Feb 14, 2021 at 09:25 AM

Data in this report are provisional and subject to change.

The numbers in the table below represent the number of Florida and non-Florida residents for whom test results were received by the Department of Health. A person can be tested by more than one laboratory and can have both positive and negative results. **Therefore, the sum of the numbers in each column will be larger than the total number of people tested.**

Reporting lab	Inconclusive	Negative	Positive	Percent positive	Total
TRI-COUNTY NURSING HOME		117	11	9%	128
MIDWAY PRIMARY CARE, LLC	4	79	45	35%	128
ADVENTHEALTH HOSPICE CARE CENTRAL FLORIDA		127	1	1%	128
SUNY UPSTATE MEDICAL UNIVERSITY		121	7	5%	128
GESSLER CLINIC PA		98	29	23%	127
VILLAGE PEDIATRICS LLC		103	24	19%	127
CHARTER SENIOR LIVING OF PANAMA CITY BEACH		106	21	17%	127
CORE BIO LABS		76	51	40%	127
LIFE CARE CENTER OF ALTAMONTE SPRINGS		102	25	20%	127
SHOAL CREEK REHABILITATION CENTER		85	42	33%	127
PROVISTA DIAGNOSTICS, INC		123	3	2%	126
HILLSBOROUGH COUNTY DEVELOPMENTAL CTR	1	117	8	6%	126
RDV SPORTSPLEX PEDIATRICS		105	21	17%	126
SEAVIEW NURSING AND REHABILITATION CENTER		124	1	1%	125
CLARE BRIDGE OF CAPE CORAL	1	124			125
PATHWAY PHARMACY		98	27	22%	125
CARENOW URGENT CARE - LAKE MARY			125	100%	125
BROOKDALE CAPE CORAL		125			125
FOUNTAINS OF HOPE LLC, THE		123	1	1%	124
CARENOW LAKE MARY			124	100%	124
ARBOR GLEN AT ARBOR TRACE	2	113	9	7%	124
THE CLUB AND REHABILITATION CENTER		123	1	1%	124
MANOR CARE OF PALM HARBOR		123	1	1%	124
IMA MEDICAL GROUP		71	53	43%	124
KINDRED HOSPITAL-BAY AREA-ST PETERSBURG LAB	1	116	6	5%	123
LAKE REGIONAL URGENT CARE		7	116	94%	123
WILLOW BROOKE COURT AT AZALEA TRACE		123			123
Signature healthcare of Jacksonville		118	5	4%	123
ISLAND HEALTH AND REHABILITATION CENTER		122	1	1%	123
Lakeside Nursing and Rehabilitation Center	1	97	25	20%	123
COQUINA CENTER		119	3	2%	122
WEST COAST FAMILY MEDICAL CARE		94	28	23%	122
ADVENT HEALTH - TIMBERRIDGE ER		104	18	15%	122
TUSCAN ISLE CHAMPIONSGATE OP CO LLC		120	2	2%	122
JUNO DERMATOLOGY LLC		110	12	10%	122
ADVENT HEALTH CENTRA CARE - BRANDON		31	91	75%	122
MAINSTREAM DIAGNOSTIC LABORATORY LLC		106	16	13%	122
HARBORCHASE OF VERO BEACH		106	15	12%	121
DB MD		109	12	10%	121
PARKVIEW HEALTH		121			121
FINNISH AMERICAN REST HOME-ALF		119	2	2%	121
NO FLORIDA PEDIATRICS, PA - BRADFORD		103	18	15%	121
SEA PINES REHABILITATION HOSPITAL		120	1	1%	121
MEYER PEDIATRICS		107	13	11%	120
SIGNATURE HEALTHCARE OF ORANGE PARK		117	3	3%	120
TGH URGENT CARE – SEMINOLE			120	100%	120
JACKSONVILLE UNIVERSITY		110	10	8%	120

# COVID-19: testing by laboratory

Data through Feb 13, 2021 verified as of Feb 14, 2021 at 09:25 AM

Data in this report are provisional and subject to change.

The numbers in the table below represent the number of Florida and non-Florida residents for whom test results were received by the Department of Health. A person can be tested by more than one laboratory and can have both positive and negative results. **Therefore, the sum of the numbers in each column will be larger than the total number of people tested.**

Reporting lab	Inconclusive	Negative	Positive	Percent positive	Total
FLORIDA DEPARTMENT OF HEALTH IN LAKE COUNTY	1	78	41	34%	120
URGENT CARE TCMA			120	100%	120
CLINICA HISPANA		1	119	99%	120
BROOKDALE JENSEN BEACH□		117	3	3%	120
WINDSOR OF LAKEWOOD RANCH,THE		118	2	2%	120
MEDICATION ROOMS-CSU/CI NURSE STATION	1	110	8	7%	119
BOSTON RED SOX CLUB LP		117	2	2%	119
NAVARRE GARDENS LLC		94	25	21%	119
PROMPT CARE OF CENTRAL FLORIDA			119	100%	119
SONNIS PEDIATRICS PA		107	12	10%	119
NORTH FL SOUTH GA HCS-MALCOM RANDALL VAMC			119	100%	119
MATHISON RETIREMENT COMMUNITY		114	5	4%	119
VILLA MARIA WEST SKILLED NURSING FACILITY		112	7	6%	119
ISLAND URGENT CARE PLLC DBA AFC URGENT CARE		118	1	1%	119
PALMS FACILITY INC		104	15	13%	119
VENICE REGIONAL MEDICAL CENTER BAYFRONT HEALTH		53	66	55%	119
ARDEN COURTS OF FORT MYERS		115	3	3%	118
RDX BIOSCIENCE		60	58	49%	118
FAWCETT MEMORIAL HOSPITAL LABORATORY			118	100%	118
HIGHLANDS LAKE CENTER		115	3	3%	118
COASTAL HEALTH AND REHAB		110	8	7%	118
IQBAL A FARUQUI MD□		87	31	26%	118
The Crossings		118			118
Avante at Melbourne		116	1	1%	117
WILLOWBROOKE COURT AT ST ANDREWS ESTATES		112	5	4%	117
BELVEDERE COMMONS OF FORT WALTON BEACH		107	10	9%	117
MINUTECLINIC DIAGNOSTIC OF RHODE ISLAND, LLC #729		113	4	3%	117
NEIGHBORHOOD MEDICAL CENTER		112	5	4%	117
AMERICAN HOUSE-BONITA SPRINGS□		116	1	1%	117
QUICK CARE MED PL CR		80	36	31%	116
LEE COUNTY SCHOOL DISTRICT	1	108	7	6%	116
WINDERMERE MEDICAL CENTER		112	4	3%	116
PSL NAPLES BH OPERATIONS, LLC		116			116
AMERICAN FAMILY MEDICAL LLC		78	38	33%	116
SUNFLOWER SPRINGS ASSISTED LIVING		105	10	9%	115
BROOKDALE COLONIAL PARK	2	112	1	1%	115
SH HERON EAST LLC□		100	14	12%	114
DIAGNOSTIC LABORATORY OF OKLAHOMA		91	23	20%	114
NAPHCARE, INC AT MANATEE COUNTY JAIL		89	25	22%	114
MILLER BIOCONNECT		95	19	17%	114
CITRUS MEMORIAL HOSPITAL			114	100%	114
ADVENT HEALTH - WESTCHASE ER		96	17	15%	113
TIFFANY HALL NURSING AND REHAB CENTER		104	9	8%	113
WILLISTON PEDIATRICS PA		91	22	19%	113
HOBDAIRI FAMILY HEALTH LLC□		78	35	31%	113
CLEARWATER STATMED QUICK QUALITY CLINICS		37	76	67%	113
Courtyards of Orlando Care Center		101	12	11%	113



# COVID-19: testing by laboratory

Data through Feb 13, 2021 verified as of Feb 14, 2021 at 09:25 AM

Data in this report are provisional and subject to change.

The numbers in the table below represent the number of Florida and non-Florida residents for whom test results were received by the Department of Health. A person can be tested by more than one laboratory and can have both positive and negative results. **Therefore, the sum of the numbers in each column will be larger than the total number of people tested.**

Reporting lab	Inconclusive	Negative	Positive	Percent positive	Total
PANAMA PHARMACY	3	93	17	15%	113
CABANA AT JENSEN DUNES, THE		110	3	3%	113
ADVENTHEALTH MEDICAL GROUP FAMILY MEDICINE AT		88	24	21%	112
FLORIDA HEALTH CARE PLANS INC		1	111	99%	112
LORI MCAULIFFE MD PA		93	19	17%	112
TREASURE COAST MEDICAL ASSOCIATES		4	108	96%	112
ANCHOR CARE AND REHABILITATION CENTER		111	1	1%	112
Sandy Ridge Center for Rehabilitation and Healing		91	21	19%	112
CRYSTAL RIVER HEALTH & REHAB		112			112
ELAN BUENA VISTA		95	17	15%	112
RESEARCH CENTERS OF AMERICA, LLC		91	21	19%	112
ACCESS MEDICAL CENTER		100	12	11%	112
ALLIED HEALTH FORT PIERCE		112			112
CHERRY OAK PALM BEACH COUNTY		106	6	5%	112
BROWARD HEALTH CORAL SPRINGS EPIDEMIOLOGY DEPT		1	110	99%	111
WALTON PLACE		111			111
EAST NEW YORK DIAGNOSTIC AND TREATMENT		105	6	5%	111
WHITE WILSON MEDICAL CENTER IMMEDIATE CARE		12	99	89%	111
THREE OAKS PHARMACY INC		102	9	8%	111
CLEVELAND CLINIC FOUNDATION		12	99	89%	111
PHYSICIANS REGIONAL CLINIC		82	28	25%	110
LAKE HOUSE ASSISTED LIVING		93	17	15%	110
MG PORT CHARLOTTE II SUBTENANT LLC		98	11	10%	109
WELL-BEING MEDICAL CENTER PLLC		100	9	8%	109
MONTEFIORE MEDICAL CENTER LABORATORIES - MOSES		100	9	8%	109
MILLENNIUM PHYSICIAN GROUP LLC		93	16	15%	109
EVANS HEALTH CARE		106	2	2%	108
NADAL PEDIATRICS		86	21	20%	107
NAVY HOSPITAL			107	100%	107
Kindred Hospital South Florida Hollywood SNU		102	5	5%	107
THE COURTYARD ASSISTED LIVING		103	4	4%	107
TGH URGENT CARE - TYRONE		2	105	98%	107
NURSING PLUS OF BROWARD LLC		92	15	14%	107
GRAND OAKS HEALTH & REHABILITATION		106	1	1%	107
AZALEA TRACE PHYSICIAN SERVICES		106	1	1%	107
BAY VIEW HEALTHCARE		85	22	21%	107
HEART OF FLORIDA REGIONAL MED CTR		35	71	67%	106
MD 365 MEDICAL CARE		105	1	1%	106
WESTWOOD NURSING & REHAB		73	33	31%	106
MINUTECLINIC LLC #4987		92	14	13%	106
VITAS HEALTHCARE CORPORATION OF FLORIDA		103	3	3%	106
MEDICAL CONSULTANTS OF FLORIDA DBA	1	90	14	13%	105
PICH KTM CORP DBA MEDTOWN PHARMACY		89	16	15%	105
SMILEY MEDICAL GROUP		77	28	27%	105
SOLARIS SENIOR LIVING OF MERRITT ISLAND		102	3	3%	105
ST VINCENT'S AMBULATORY CARE INC DBA	2	87	15	14%	104
VISTA MANOR		92	12	12%	104



# COVID-19: testing by laboratory

Data through Feb 13, 2021 verified as of Feb 14, 2021 at 09:25 AM

Data in this report are provisional and subject to change.

The numbers in the table below represent the number of Florida and non-Florida residents for whom test results were received by the Department of Health. A person can be tested by more than one laboratory and can have both positive and negative results. **Therefore, the sum of the numbers in each column will be larger than the total number of people tested.**

Reporting lab	Inconclusive	Negative	Positive	Percent positive	Total
NORTH FLORIDA EVALUATION AND TREATMENT CENTER	2	97	5	5%	104
CCS - PAUL REIN DETENTION FACILITY		76	28	27%	104
GRANDE, THE	2	98	4	4%	104
L&S SENIOR CARE DBA ARCADIA OAKS	4	99	1	1%	104
STERLING HOUSE OF WINTER HAVEN		101	3	3%	104
UNIVERSITY MEDICAL CENTER SUITES		91	13	13%	104
BIODESIX, INC.		77	26	25%	103
TRADITION MEDICAL CENTER LABORATORY		48	55	53%	103
Summit Medical Group		94	9	9%	103
PREDICTIVE LABORATORIES, INC	1	90	12	12%	103
UNIVERSITY HEALTH SYSTEM INC		93	10	10%	103
PINELLAS CARE CENTER		76	27	26%	103
CARE CENTERS OF NASSAU		99	3	3%	102
SPRING HAVEN RETIREMENT	1	101			102
PROFESSIONAL URGENT CARE SERVICES		74	28	27%	102
FAMILY MEDICAL CARE OF PALM BEACH		41	60	59%	101
MARTIN ACQUISITION 1 LLC DBA		88	13	13%	101
CITRUS MEMORIAL HEALTH SYSTEM LAB		2	99	98%	101
The Ponce Therapy Care Center		97	4	4%	101
APLS SERVICES LLC D/B/A CLEAR DIAGNOSTICS	10	91			101
MAGNOLIA MEDICAL CLINIC		11	90	89%	101
MED COMP SCIENCES		1	99	99%	100
Centre Pointe Health and Rehabilitation Center		89	11	11%	100
DOUGLAS T JACOBSON STATE VETERANS HOME		100			100
North Lake Care Center		99	1	1%	100
Consulate Health Care of Port Charlotte		98	2	2%	100
EMBRY RIDDLE AERONAUTICAL UNIVERSITY HEALTH SERVICES		1	99	99%	100
SOUTH BALDWIN MEDICAL CENTER GULF SHORES		78	21	21%	99
CENTRAL FLORIDA HEALTH CARE		47	52	53%	99
HOSPICE OF THE EMERALD COAST INC - PANAMA CITY	2	90	7	7%	99
NORTH BEACH REHABILITATION CENTER		96	2	2%	98
FLAGLER COLLEGE HEALTH SERVICES		70	28	29%	98
ST MARK ASSISTED LIVING CENTER	1	85	12	12%	98
ALL MY KIDS PEDIATRICS INC		73	25	26%	98
URINEGOODHANDS LLC		96	2	2%	98
WELLNOW URGENT CARE PC		98			98
WHITE PLAINS HOSPITAL CENTER LAB		94	4	4%	98
BENTON HOUSE AT OAKLEAF		70	28	29%	98
GLOBAL CENTRAL LABS AT PPD	2	88	8	8%	98
MCW MENTAL HEALTH LLC		96	2	2%	98
PLAZA OF HALLANDALE BEACH		98			98
FLORIDA COMMUNITY HEALTH CENTERS INC			98	100%	98
Cross Landings Health and Rehabilitation		97	1	1%	98
SEMINOLE COUNTY HEALTH DEPARTMENT		79	19	19%	98
MY CLINICAL LAB INC		17	81	83%	98
LANDMARK, THE		48	50	51%	98
CHARLES CROFT MD	1	96	1	1%	98

# COVID-19: testing by laboratory

Data through Feb 13, 2021 verified as of Feb 14, 2021 at 09:25 AM

Data in this report are provisional and subject to change.

The numbers in the table below represent the number of Florida and non-Florida residents for whom test results were received by the Department of Health. A person can be tested by more than one laboratory and can have both positive and negative results. **Therefore, the sum of the numbers in each column will be larger than the total number of people tested.**

Reporting lab	Inconclusive	Negative	Positive	Percent positive	Total
JEFFERSON COUNTY HEALTH DEPARTMENT-MONTICELLO		70	27	28%	97
KINDRED HOSPITAL MELBOURNE	1	93	3	3%	97
HEALTH CENTERS AT BRENTWOOD		96	1	1%	97
J FRANK AVEY MD		77	20	21%	97
STAR CARE		84	13	13%	97
ELMCROFT OF BELLA VITA□		89	8	8%	97
LATE HOURS URGENT CARE		58	39	40%	97
JPR URGENT MEDICAL CARE		96	1	1%	97
RIDGEWOOD DIAGNOSTIC LABORATORY		92	5	5%	97
BAYSHORE MEMORY CARE□		96			96
WESTCHESTER MEDICAL CENTER		93	3	3%	96
ISLAND DOCTORS		12	84	88%	96
PBC FIREFIGHTER BENEFIT FUND WELLNESS CENTER		74	22	23%	96
MARKET STREET VIERA		95	1	1%	96
PEDIATRIC ASSOCIATES ORLANDO		82	14	15%	96
HOSPICE OF THE TREASURE COAST		93	3	3%	96
VIERA HOSPITAL			95	100%	95
GEORGE SAFRAN MD PC		85	10	11%	95
CROSS CITY REHABILITATION AND HEALTH CARE CENTER		72	23	24%	95
DEVANSH LAB WERKS INC		79	16	17%	95
PEDIATRIC CARE CENTER- JACKSONVILLE BEACH		67	28	29%	95
SEMINOLE SPORTS AND FAMILY MEDICINE		84	11	12%	95
MACADAMS HOME HEALTH AGENCY		94	1	1%	95
THE TERRACE OF KISSIMMEE		80	15	16%	95
ARBOR TRAIL		77	18	19%	95
SIGNATURE HEALTHCARE OF PORT CHARLOTTE		88	7	7%	95
RIVERSIDE RECOVERY OF TAMPA		94	1	1%	95
FIRSTCARE CLINIC		42	52	55%	94
AYERS HEALTH & REHABILITATION CENTER		90	4	4%	94
CONSULATE HEALTH CARE OF SARASOTA□	1	93			94
A PLUS PEDIATRICS		81	13	14%	94
DIAGNOSTIC SOLUTIONS		3	91	97%	94
Mt Sinai Aventura			94	100%	94
ARBOR TERRACE ORTEGA LLC	2	92			94
HEALTHPOINT MED GRP OF THE EMERALD COAST LLC		71	23	24%	94
CLERMONT URGENT CARE			93	100%	93
ORLANDO LUTHERAN TOWERS ASSISTED LIVING		93			93
HURLBURT FIELD CLINIC		39	54	58%	93
ADVENTHEALTH MEDICAL GROUP PRIMARY CARE		89	4	4%	93
VILLAS OF HOLLY BROOK - BRADENTON 14TH		93			93
JUPITER MEDICAL CENTER URGENT CARE - STUART		62	30	33%	92
MINNESOTA TWINS		87	5	5%	92
KORGENE LAB	1	23	68	74%	92
SACRED HEART HEALTH SYSTEM INC		68	24	26%	92
PINELLAS COUNTY JAIL			92	100%	92
ST AUGUSTINE HEALTH & REHAB CENTER		91			91
PRIME HEALTH OF NORTH PORT LLC		82	9	10%	91

# COVID-19: testing by laboratory

Data through Feb 13, 2021 verified as of Feb 14, 2021 at 09:25 AM

Data in this report are provisional and subject to change.

The numbers in the table below represent the number of Florida and non-Florida residents for whom test results were received by the Department of Health. A person can be tested by more than one laboratory and can have both positive and negative results. **Therefore, the sum of the numbers in each column will be larger than the total number of people tested.**

Reporting lab	Inconclusive	Negative	Positive	Percent positive	Total
HARBORCHASE OF NAPLES		78	13	14%	91
ADVENT HEALTH CENTRA CARE - WATERMAN		78	13	14%	91
KALEIDA HEALTH CENTER FOR LABORATORY		85	6	7%	91
HERON CLUB AT PRESTANCIA		89	2	2%	91
QPS, LLC		87	3	3%	90
MAGNOLIA DIAGNOSTIC		2	88	98%	90
MIAMI BEACH COMMUNITY HEALTH CENTER		1	89	99%	90
SUMMIT MEDICAL GROUP PA		81	9	10%	90
Peninsula Care and Rehab		78	12	13%	90
CAREMOUNT MEDICAL - PATHOLOGY		86	4	4%	90
KEYS MEDICAL GROUP			90	100%	90
D PEDIATRICS		82	8	9%	90
LIFE BRITE		73	16	18%	89
STUART LODGE LIVING LLC		66	23	26%	89
JOHN KNOX VILLAGE OF FLORIDA ALF	1	84	4	4%	89
F&T MEDICAL RESEARCH, INC		89			89
AMERICAN HOUSE COCONUT POINT		78	11	12%	89
SUNSHINE GARDENS		88	1	1%	89
ROHR HOME		86	3	3%	89
NORTH FLORIDA SPINE AND WELLNESS		69	20	22%	89
FREEDOM INN AT TARPON SPRINGS		81	7	8%	88
GOVERNOR'S CREEK HEALTH & REHABILITATION		87	1	1%	88
LAKE GIBSON VILLAGE, LLC		85	3	3%	88
AVERO DIAGNOSTICS		64	24	27%	88
KINDRED HOSPITAL - SOUTH FLORIDA		86	1	1%	87
PACIFIC ANALYTICS			87	100%	87
A2Z DIAGNOSTICS		86	1	1%	87
FLORIDA MEDICAL CLINIC LLC		49	38	44%	87
LECONTE MEDICAL CENTER LAB		69	18	21%	87
KINDRED HOSPITAL NORTH FLORIDA	3	79	5	6%	87
BRANDON HEALTH AND REHABILITATION CENTER	1	85	1	1%	87
ADVENT HEALTH - PALM HARBOR ER		64	23	26%	87
PENNSYLVANIA DEPT OF HEALTH		20	67	77%	87
SEVEN HILLS HEALTH AND REHABILITATION CENTER		70	16	19%	86
BAHIA OAKS LODGE		84	2	2%	86
PENSACOLA DEVELOPMENTAL CENTER		67	19	22%	86
SOUTH GEORGIA MEDICAL CENTER		48	38	44%	86
DISCOVERY VILLAGE AT THE FORUM		86			86
CCS - BROWARD COUNTY JAIL		80	6	7%	86
PEDIATRICS IN BREVARD PA- ROCKLEDGE		54	31	36%	85
MEASE COUNTRYSIDE HOSPITAL		1	84	99%	85
East Bay Rehabilitation Center		51	34	40%	85
W. FRANK WELLS NURSING HOME		84	1	1%	85
Crystal Health & Rehab Center		79	6	7%	85
ALTERNATIVE LIVING, INC DBA TWIN CITIES PAVILION		83	2	2%	85
LABCORP RTP		34	51	60%	85
NSPIRE HEALTHCARE TAMARAC		80	5	6%	85

# COVID-19: testing by laboratory

Data through Feb 13, 2021 verified as of Feb 14, 2021 at 09:25 AM

Data in this report are provisional and subject to change.

The numbers in the table below represent the number of Florida and non-Florida residents for whom test results were received by the Department of Health. A person can be tested by more than one laboratory and can have both positive and negative results. **Therefore, the sum of the numbers in each column will be larger than the total number of people tested.**

Reporting lab	Inconclusive	Negative	Positive	Percent positive	Total
RITE MEDICAL CARE PC		84	1	1%	85
MIAMI SHORES NURSING & REHAB		85			85
HAWTHORN HOUSE☐		70	14	17%	84
PANCARE HEALTH GULF COUNTY		58	26	31%	84
CLYDE E LASSEN STATE VETERANS NURSING HOME		59	25	30%	84
PINES OF SARASOTA GARDEN		84			84
NITE LITE PEDIATRICS - JACKSONVILLE		76	8	10%	84
KINDRED HOSPITAL SOUTH FLORIDA		82	2	2%	84
PARTICLE THEORY LABS		77	7	8%	84
WALGREENS #12673		82	2	2%	84
ATRIUM AT LIBERTY PARK☐		80	4	5%	84
ADVANCED EMURGENT CARE		27	57	68%	84
SENIOR LIVING VII TAMPA LLC☐	1	73	9	11%	83
PENSACOLA PEDIATRICS PA - TIGER POINT	18	60	5	6%	83
DAYSPRING SENIOR LIVING LLC		81	2	2%	83
MICRO PATH LABORATORIES INC		81	2	2%	83
ARBOR TERRACE SAN JOSE LLC	3	78	2	2%	83
ESCAMBIA COUNTY JAIL		57	26	31%	83
LAFAYETTE NURSING AND REHABILITATION CENTER		81	2	2%	83
LABCORP EMPLOYER SERVICES		82	1	1%	83
HIGHLANDS MEDICAL CENTER		79	3	4%	82
FHMG LAKE MARY PEDS		69	13	16%	82
LAB		29	53	65%	82
THE PAVILION FOR HEALTH CARE		72	10	12%	82
PALMS EDGE	1	75	6	7%	82
Lexington Health and Rehabilitation Center		82			82
JUPITER MEDICAL CENTER URGENT CENTER		56	26	32%	82
ALLCARE MEDICAL CENTERS PC		70	12	15%	82
STONY BROOK UNIVERSITY MEDICAL CENTER		68	14	17%	82
OPPENHEIMER PLASTIC SURGERY LLC		77	5	6%	82
CANOPY ON BERRYHILL, THE		51	31	38%	82
MOOSEHAVEN LIFE CARE CENTER		81			81
DELAND WELLNESS CENTER			81	100%	81
BIO-TECH CLINICAL LABORATORIES		41	40	49%	81
EC OPCO CARROLLWOOD LLC		75	6	7%	81
ERIE COUNTY MEDICAL CTR CLINICAL LABS		77	4	5%	81
GRAND OAKS OF JENSEN BEACH LLC☐		79	1	1%	80
AVANTE AT OCALA INC		55	25	31%	80
EAST ALABAMA MEDICAL CENTER LABORATORY		68	12	15%	80
NEW SMYRNA BEACH URGENT CARE			80	100%	80
MEMORY CARE OF NAPLES		80			80
MINUTECLINIC DIAGNOSTIC OF SOUTH CAROLINA, LLC		66	14	18%	80
EDGEWATER AT WATERMAN VILLAGE		78	1	1%	79
ST PETERSBURG PEDIATRICS-SEMINOLE		68	11	14%	79
DIATHERIX LABORATORIES		40	39	49%	79
CAREATC CITY OF TAMPA		63	16	20%	79
HOSPICE OF MARTIN & ST LUCIE, INC		76	3	4%	79

# COVID-19: testing by laboratory

Data through Feb 13, 2021 verified as of Feb 14, 2021 at 09:25 AM

Data in this report are provisional and subject to change.

The numbers in the table below represent the number of Florida and non-Florida residents for whom test results were received by the Department of Health. A person can be tested by more than one laboratory and can have both positive and negative results. **Therefore, the sum of the numbers in each column will be larger than the total number of people tested.**

Reporting lab	Inconclusive	Negative	Positive	Percent positive	Total
WALGREENS 4915		71	8	10%	79
CBS LABS OF TAMPA LLC		3	76	96%	79
SONATA WEST		77	2	3%	79
CATHOLIC HEALTH SYSTEM DEPT LABORATORY		77	2	3%	79
BAPTIST MEDICAL CENTER SOUTH		64	15	19%	79
LABFIRST - DEPARTMENT OF PATHOLOGY		76	3	4%	79
VETERANS AFFAIRS MEDICAL CENTER - PALO ALTO		28	51	65%	79
BALMORAL TENANT SERVICES INC	1	43	35	44%	79
HEARTLAND HEALTHCARE AND REHAB CENTER		56	22	28%	78
Madison Health and Rehabilitation Center		42	36	46%	78
WINDSOR OAKS		77	1	1%	78
HUNTSVILLE HOSPITAL LABORATORY		53	25	32%	78
A COUNTRY PLACE ASSISTED LIVING FACILITY		76	2	3%	78
GIBBENS FAMILY MEDICAL, LLC		60	18	23%	78
LAKE MORTON PLAZA□		75	3	4%	78
ST PETERSBURG PEDIATRICS-MLK JUNIOR BLVD		71	7	9%	78
CVS		17	60	78%	77
TRUE NORTH HEALTH NAVIGATION LLC DBA DISPATCHHEALTH	1	60	16	21%	77
ORANGE CITY NURSING AND REHAB		75	2	3%	77
QUALITY URGENT CARE AND WELLNESS PL	2	44	31	40%	77
SEMINOLE TRIBE OF FLORIDA		61	16	21%	77
PLYMOUTH HOME FOR ADULTS, INC.	8	68	1	1%	77
WALGREENS 9627		70	6	8%	76
PEDIATRIC ASSOCIATES AT ARGYLE PA		73	3	4%	76
WINDSOR REFLECTIONS		75	1	1%	76
S-H THIRTY-FIVE OPCO- PORT ST LUCIE, LLC	1	75			76
METROPOLITAN HOSPITAL CENTER		72	4	5%	76
CLINICAL PATHOLOGY ASSOCIATES-SONIC REFERENCE LAB		76			76
CHAMBREL AT ISLAND LAKE		73	3	4%	76
ARIZONA DEPARTMENT OF HEALTH SERVICES		2	74	97%	76
ARDEN COURTS OF LELY PALMS□		75	1	1%	76
PARK OF THE PALMS INC		76			76
DYNAMIC MEDICAL USA			76	100%	76
NORTH PORT REHABILITATION AND NURSING CENTER□		75	1	1%	76
ADVENTHEALTH EXPRESSCARE		45	30	40%	75
BOND CLINIC PA		43	32	43%	75
PROMEDICA LABORATORIES		21	54	72%	75
BEACHES PEDIATRICS PA		70	5	7%	75
MOBILE PHYSICIAN SERVICES INC		67	8	11%	75
SANIBEL INTERNAL MEDICINE, LLC		72	3	4%	75
HEALTH FIRST - PALM BAY HOSPITAL		2	72	97%	74
MD 365 MEDICAL CARE PLLC		74			74
LAKE HOWELL FAMILY MEDICINE ASSOCIATES		63	11	15%	74
CENTRAL BALDWIN IMMEDIATE CARE & FAMILY PRACTICE		57	17	23%	74
GULFCOAST PEDIATRICS		68	6	8%	74
CENTURY CENTER FOR REHABILITATION & HEALING		56	18	24%	74
NOAH CLINICAL LABORATORY		63	11	15%	74



# COVID-19: testing by laboratory

Data through Feb 13, 2021 verified as of Feb 14, 2021 at 09:25 AM

Data in this report are provisional and subject to change.

The numbers in the table below represent the number of Florida and non-Florida residents for whom test results were received by the Department of Health. A person can be tested by more than one laboratory and can have both positive and negative results. **Therefore, the sum of the numbers in each column will be larger than the total number of people tested.**

Reporting lab	Inconclusive	Negative	Positive	Percent positive	Total
Golfview Healthcare Center		73			73
BROWARD HEALTH MEDICAL CENTER		3	70	96%	73
BROOKDALE OVIEDO		71	2	3%	73
LAB PLUS, LLC AT SAINT THOMAS WEST HOSPITAL		59	14	19%	73
BROWARD HEALTH MEDICAL CENTER CLINICAL LAB			73	100%	73
SCOTT LAKE HEALTH AND REHABILITATION CENTER		71	2	3%	73
WATERCREST ST LUCIE WEST	1	69	3	4%	73
CONSULATE HEALTH CARE - LAKE MARY		72	1	1%	73
HAVEN OF OUR LADY OF PEACE		72			72
TUSCAN ISLE OPERATING COMPANY LLC DBA		69	3	4%	72
MINUTECLINIC DIAGNOSTIC		67	5	7%	72
HUNTINGTON HOSPITAL LABORATORY		69	3	4%	72
CRAIG BERGER MD PL D/B/A BAY AREA EYE INSTITUTE		72			72
SIMED LABORATORY		57	15	21%	72
HAZELDEN FLORIDA	1	68	3	4%	72
Oakhurst Center		65	7	10%	72
ST VINCENT'S BIRMINGHAM		66	6	8%	72
STERLING HOUSE OF TALLAHASSEE	3	62	6	8%	71
VITAS HEALTHCARE		65	6	8%	71
PORT CHARLOTTE REHABILITATION CENTER		61	10	14%	71
LONG TERM CARE OF JAY, LLC		50	21	30%	71
ADVANCED LAB		67	4	6%	71
ASHRAF MEDICAL GROUP PLLC DBA PULSE MD		69	2	3%	71
FLORIDA PEDIATRIC GROUP		27	44	62%	71
HEARTLAND PHARMACY LAKE PLACID, INC		53	18	25%	71
AMMON LABS		61	10	14%	71
EXPERTUS LABORATORIES INC		24	47	66%	71
Highlands Regional Hospital		63	7	10%	70
ADVENT HEALTH - LAKE MARY		60	10	14%	70
OAK MANOR NURSING HOME		66	4	6%	70
CALADIUM PEDIATRICS		63	7	10%	70
SUMMIT AT VENICE	2	63	5	7%	70
SUNCOAST COMMUNITY HEALTH CENTERS PEDIATRICS		21	49	70%	70
ROSECASTLE AT DELANEY CREEK		69	1	1%	70
BIOREFERENCE LABORATORIES		8	61	88%	69
USF HEALTH MORSANI CENTER		5	64	93%	69
HERITAGE HEALTHCARE AND REHABILITATION CENTER		69			69
PLANTATION GENERAL HOSPITAL CLINICAL LAB		26	43	62%	69
UNIVERSTIY CENTER MEDICAL LLC DBA	1	65	3	4%	69
CP/AIG PENSACOLA DEVELOPMENT LLC		66	3	4%	69
ACE BIOMEDICAL LABS LLC		56	13	19%	69
PARKSIDE INN	3	64	2	3%	69
MEMORIAL MANOR		69			69
NORTH SHORE MEDICAL LABS	1	63	5	7%	69
Winter Garden Rehab and Nursing Facility		64	5	7%	69
DEBARY HEALTH AND REHABILITATION CENTER		67	2	3%	69
PANIRA HEALTHCARE CLINIC		2	66	97%	68

# COVID-19: testing by laboratory

Data through Feb 13, 2021 verified as of Feb 14, 2021 at 09:25 AM

Data in this report are provisional and subject to change.

The numbers in the table below represent the number of Florida and non-Florida residents for whom test results were received by the Department of Health. A person can be tested by more than one laboratory and can have both positive and negative results. **Therefore, the sum of the numbers in each column will be larger than the total number of people tested.**

Reporting lab	Inconclusive	Negative	Positive	Percent positive	Total
SUNCOAST OPTIMAL WELLNESS		23	45	66%	68
LEE MEMORIAL HEALTH SYSTEM HEALTH FAIR		64	4	6%	68
RARITAN BAY PERTH AMBOY		61	7	10%	68
ASSOCIATED CLINICAL LABORATORIES		60	8	12%	68
Avante at St Cloud, Inc.		66	2	3%	68
EISENHOWER ARMY MEDICAL CENTER		61	7	10%	68
JERICHO URGENT CARE		65	3	4%	68
BLISS HEALTHCARE SERVICES	1	48	19	28%	68
AEL- MEMPHIS		17	51	75%	68
SAN JOSE SENIOR CARE LLC	1	43	24	35%	68
MEASE MANOR INC		63	4	6%	67
COOPER FAMILY MEDICAL PLLC		50	17	25%	67
ATMORE COMMUNITY HOSPITAL LABORATORY		47	20	30%	67
PUBLIC SQUARE PHARMACY LLC		52	15	22%	67
VIERA DEL MAR HEALTH AND REHABILITATION CENTER		63	4	6%	67
WALGREENS 2941		64	3	4%	67
SUNLIFE PHARMACY		64	3	4%	67
GENPATH			67	100%	67
MD LABS		40	27	40%	67
FHMG- FLORIDA HOSPITAL MEDICAL GROUP		56	10	15%	66
MEDEX MEDICAL EXPRESS OF PALATKA			66	100%	66
STONY BROOK SOUTHAMPTON		65	1	2%	66
PANCARE HEALTH - MALONE CLINIC		60	6	9%	66
GV NAPLES OPCO, LLC		65	1	2%	66
CL BRUMBACK PRIMARY CARE CLINICS		16	50	76%	66
CORNERSTONE MEDICAL CARE OF BRANDON PL		57	9	14%	66
CATHOLIC HEALTH SERVICES REGIONAL LAB		59	7	11%	66
SUMMER VISTA ASSISTED LIVING		38	27	42%	65
OKEECHOBEE URGENT CARE		17	48	74%	65
FLORIDA DEPARTMENT OF HEALTH IN WALTON COUNTY		53	12	18%	65
ISLAND COAST PEDIATRICS		58	7	11%	65
ALTAMONTE PEDIATRIC ASSOCIATES		31	34	52%	65
BROOKDALE CENTRE POINTE	1	64			65
BIOIQ		15	50	77%	65
INDIGO MANOR		22	43	66%	65
LAKE WALES OPERATING GROUP LLC		60	5	8%	65
BAY PINES MEDICAL ASSOCIATES		1	64	98%	65
BOND CLINIC DR ELDEEB		35	29	45%	64
NXGEN MDX		20	44	69%	64
JOSEPH L MORSE GERIATRIC CENTER	2	59	3	5%	64
OUT OF STATE		40	24	38%	64
NEMOURS CHILDRENS PRIMARY CARE OVIEDO		51	13	20%	64
MINUTECLINIC DIAGNOSTIC OF TEXAS, LLC		57	7	11%	64
LENOX HILL HOSPITAL		58	6	9%	64
MED EXPRESS		6	58	91%	64
WADSWORTH HEALTH CENTER		61	3	5%	64
GREENLEAF ALF		63	1	2%	64

# COVID-19: testing by laboratory

Data through Feb 13, 2021 verified as of Feb 14, 2021 at 09:25 AM

Data in this report are provisional and subject to change.

The numbers in the table below represent the number of Florida and non-Florida residents for whom test results were received by the Department of Health. A person can be tested by more than one laboratory and can have both positive and negative results. **Therefore, the sum of the numbers in each column will be larger than the total number of people tested.**

Reporting lab	Inconclusive	Negative	Positive	Percent positive	Total
VETERANS AFFAIRS MEDICAL CENTER - GULF COAST		27	37	58%	64
SOMERBY OF SANTA ROSA BEACH		54	9	14%	63
Stratford Court of Palm Harbor		53	10	16%	63
MEDI CLINIC SARASOTA INC		62	1	2%	63
CRESTVIEW URGENT CARE		2	61	97%	63
ADVENT HEALTH CENTRA CARE - WINTER GARDEN		17	46	73%	63
BEEHIVE HOMES OF GULF BREEZE		47	16	25%	63
MINUTECLINIC DIAGNOSTIC OF OHIO LLC		48	15	24%	63
KINDRED AT HOME		54	9	14%	63
MED ONE AT SAINT AUGUSTINE		33	30	48%	63
EMERALD COAST BEHAVIORAL HOSPITAL		59	4	6%	63
TURNING POINT OF TAMPA		57	6	10%	63
EC OPCO PENSACOLA, LLC		62	1	2%	63
VIERA HEALTH AND REHABILITATION CENTER		62	1	2%	63
CLEAR MOLECULAR		61	2	3%	63
NORTH FLORIDA PEDIATRICS		52	11	17%	63
APC PEDIATRICS AT RYE ROAD MEDICAL PARK		63			63
MISIR DRUGS LLC		51	12	19%	63
OVERLOOK HOSPITAL LABORATORY		57	5	8%	62
BAY REGIONAL URGENT CARE	1	40	21	34%	62
PRIMECARE AT TWIN LAKES		1	61	98%	62
MENORAH HOUSE		61	1	2%	62
NORTH SHORE UNIVERSITY HOSPITAL LABORATORY		56	6	10%	62
TRINITY AL SENIOR HOUSING LLC□		45	17	27%	62
BIG BOCA SMILES LLC□		60	2	3%	62
ARBOR OAKS AT TYRONE	7	54			61
EMERALD COAST HOSPICE		60	1	2%	61
JACOBI MEDICAL CENTER		58	3	5%	61
CAN COMMUNITY HEALTH		60	1	2%	61
LUTHERAN HAVEN ASSISTED LIVING		61			61
Winter Park Care and Rehab		60	1	2%	61
SAMFORD UNIVERSITY HEALTH SERVICES		60	1	2%	61
AMERICAN FAMILY MEDICAL		48	13	21%	61
BAYCARE HEALTH SYSTEMS		2	59	97%	61
WASHINGTON REHABILITATION AND NURSING CENTER		51	10	16%	61
CARE RESOURCE COMMUNITY HEALTH CENTERS INC		59	2	3%	61
BARRY UNIVERSITY STUDENT HEALTH SERVICES		37	23	38%	60
MENTAL HEALTH CARE INC		51	9	15%	60
LAKELAND REGIONAL HEALTH		36	24	40%	60
TWIN CREEKS ASSISTED LIVING & MEMORY CARE		57	3	5%	60
QUALITY URGENT CARE AND WELLNESS		31	29	48%	60
Baldwin Pediatrix		52	8	13%	60
THE PRESERVE AT CLEARWATER		58	2	3%	60
RITECARE MED CTR H			59	100%	59
BIOTECH		52	7	12%	59
WILSON MEMORIAL REGIONAL MEDICAL CENTER		55	4	7%	59
MILLENIUM PHYSICIANS GROUP		1	58	98%	59

# COVID-19: testing by laboratory

Data through Feb 13, 2021 verified as of Feb 14, 2021 at 09:25 AM

Data in this report are provisional and subject to change.

The numbers in the table below represent the number of Florida and non-Florida residents for whom test results were received by the Department of Health. A person can be tested by more than one laboratory and can have both positive and negative results. **Therefore, the sum of the numbers in each column will be larger than the total number of people tested.**

Reporting lab	Inconclusive	Negative	Positive	Percent positive	Total
INTERNAL LAB		50	9	15%	59
BURRY'S PHARMACY INC		35	24	41%	59
FERN PARK DEVELOPMENTAL CENTER		5	54	92%	59
FLORIDA HEALTH CARE		8	51	86%	59
AEGIS MEDICAL GROUP		46	13	22%	59
CINNAMON COVE ALF		58	1	2%	59
BROOKDALE PALM COAST		59			59
Summit Medical Group, Pa Db a Citymd		53	6	10%	59
CARDIOLOGY AND MEDICINE ASSOCIATES		42	16	28%	58
TITUSVILLE FAMILY PRACTICE		16	42	72%	58
AU HEALTH		45	13	22%	58
THE CANOPY AT BERRYHILL		58			58
MICHIGAN DEPARTMENT OF HEALTH AND HUMAN SERVICES	1		57	98%	58
LPG CONVENIENT CARE AT PINE ISLAND ROAD		52	6	10%	58
Margate Health and Rehabilitation Center		56	2	3%	58
MINUTECLINIC DIAGNOSTIC OF NORTH CAROL		49	9	16%	58
CORAL GABLES HOSPITAL			57	100%	57
KAPG FLEMING ISLAND SENIOR HOUSING OPCO LLC	1	56			57
MALCOM RANDALL DEPT OF VAMC			57	100%	57
AFTER HOURS PEDIATRICS			57	100%	57
PEDIATRIC SERVICES OF AMERICA INC		56	1	2%	57
HERNANDO COUNTY FIRE RESCUE DISTRICT		25	32	56%	57
ALZHEIMERS CARE CENTER OF VIERA LTD		37	20	35%	57
PALM BAY URGENT CARE		28	29	51%	57
ASCENSION SACRED HEART BAY LABORATORY		54	3	5%	57
LAKE CITY VA MEDICAL CENTER			56	100%	56
ADVENT HEALTH - PALM COAST		1	55	98%	56
BOND AND STEELE CLINIC, PA		46	10	18%	56
MEDRITE URGENT CARE		45	11	20%	56
TIFFANY HALL NURSING AND REHAB		44	12	21%	56
LAKELAND REGIONAL HEALTH LAKE MIRIAM		24	32	57%	56
EAGLES WATCH CLUSTER		47	9	16%	56
TUKA PEDIATRICS		7	49	88%	56
PHYSICIANS PRIMARY CARE OF SOUTHWEST FLORIDA		39	17	30%	56
BAPTIST HEALTH SOUTH FLORIDA - WEST BOCA URGENT CARE		34	22	39%	56
HORIZON ALF		55	1	2%	56
MEDLOGIC LABORATORIES		3	52	95%	55
BISHOP GRADY VILLAS		54	1	2%	55
HARMONY CLINIC		1	54	98%	55
ST FRANCIS HOSPITAL		47	8	15%	55
life Care Center of Melbourne		38	17	31%	55
ST JOSEPH'S HOSPITAL LABORATORY			55	100%	55
LINCOLN MEDICAL AND MENTAL HEALTH CENTER		52	3	5%	55
MACKOUL PEDIATRICS FORT MYERS		40	15	27%	55
TBI RESIDENTIAL SERVICES, INC.		44	11	20%	55
BioReference Laboratories, Inc		6	49	89%	55
COOPER FAMILY MEDICAL, PLLC		45	10	18%	55

# COVID-19: testing by laboratory

Data through Feb 13, 2021 verified as of Feb 14, 2021 at 09:25 AM

Data in this report are provisional and subject to change.

The numbers in the table below represent the number of Florida and non-Florida residents for whom test results were received by the Department of Health. A person can be tested by more than one laboratory and can have both positive and negative results. **Therefore, the sum of the numbers in each column will be larger than the total number of people tested.**

Reporting lab	Inconclusive	Negative	Positive	Percent positive	Total
PREMIER MEDICAL ASSOCIATES ALL FLORIDA LLC		54	1	2%	55
KENDALL REGIONAL MEDICAL CENTER LAB	3		52	95%	55
SOUTH LAKE PEDIATRICS		53	2	4%	55
FLORIDA MEDICAL CLINIC PA		46	9	16%	55
STEINHATCHEE FAMILY MEDICAL CENTER□	1	48	6	11%	55
BERNHARDT LABORATORIES	1	14	40	73%	55
SONATA HUNTERS CREEK		47	8	15%	55
TOTAL CARE PLUS LLC			55	100%	55
ST. CLOUD MEDICAL GROUP		54			54
Palms at Ponte Vedra Assisted Living and Memory Care		51	3	6%	54
PUTNAM COUNTY SHERIFFS OFFICE		48	6	11%	54
UNITED LABORATORY SERVICES CORPORATION		38	16	30%	54
SARASOTA CO. HEALTH DEPT # 58		40	14	26%	54
NORTH FLORIDA MEDICAL CENTER		50	4	7%	54
CERTUS MTD OPCP LLC		52	2	4%	54
CLERMONT HEALTH AND REHAB		40	14	26%	54
JUNIPER VILLAGE AT NAPLES		53	1	2%	54
EXPRESS DOCS LLC			54	100%	54
MINUTECLINIC DIAGNOSTIC OF NORTH CARO		47	7	13%	54
FAMILY EXTENDED CARE OF PUNTA GORDA		54			54
DELCARE PA		41	13	24%	54
PANCARE HEALTH - JACKSON COUNTY		43	11	20%	54
GENESIS DERMATOLOGY		50	4	7%	54
TROY REGIONAL MEDICAL CENTER		42	11	21%	53
CHILDREN'S HOSPITAL OF ALABAMA		52	1	2%	53
NOMI HEALTH LAB SERVICES LLC		4	49	92%	53
MARQUIS LABS, LLC		52	1	2%	53
ALLIANCE PEDIATRICS		24	29	55%	53
BROOKDALE BONITA SPRINGS		52	1	2%	53
SOMERSET			53	100%	53
PALM BAY PEDIATRICS		36	17	32%	53
THOMAS INTERNAL MEDICINE		44	9	17%	53
Gabisa Medical LLC		53			53
BARBARA O'REILLY MD PA		52	1	2%	53
QUOTIENT SCIENCES LABS LLC			53	100%	53
APOLLOMDX LABS		31	22	42%	53
Osprey Point Nursing Center		51	2	4%	53
MICHAEL AKPEKE MD		43	9	17%	52
SNH BRFL TENANT LLC	2	50			52
NITE LITE PEDIATRICS - PORT ST. LUCIE		43	9	17%	52
ALEXANDER NININGER STATE VETERANS		52			52
LEVY COUNTY DEPARTMENT OF HEALTH		36	16	31%	52
JENNIFER J CHIAVETTA-GRLSANTI DC		40	12	23%	52
VPA PC LAB		48	4	8%	52
PROMEDICA SENIOR LIVING		51	1	2%	52
ADVENT HEALTH		49	3	6%	52
INTERNAL MEDICINE ASSOCIATES PA		48	4	8%	52



# COVID-19: testing by laboratory

Data through Feb 13, 2021 verified as of Feb 14, 2021 at 09:25 AM

Data in this report are provisional and subject to change.

The numbers in the table below represent the number of Florida and non-Florida residents for whom test results were received by the Department of Health. A person can be tested by more than one laboratory and can have both positive and negative results. **Therefore, the sum of the numbers in each column will be larger than the total number of people tested.**

Reporting lab	Inconclusive	Negative	Positive	Percent positive	Total
SONATA BOCA RATON		48	4	8%	52
INTERNAL MEDICINE SPECIALIST		46	6	12%	52
GULFVIEW MEDICAL INSTITUTE		51			51
AVANTE ST CLOUD		48	3	6%	51
MINUTECLINIC DIAGNOSTIC OF SOUTH CARO		41	10	20%	51
LPG PEDIATRICS AT PAGE FIELD		50	1	2%	51
GOOD HEARTS COVID TESTING		8	43	84%	51
FINLAY CLINICAL LABORATORY		20	31	61%	51
SARATOGA HOSPITAL LABORATORY		46	5	10%	51
WEST VOLUSIA FAMILY AND SPORTS MEDICINE		50	1	2%	51
GATEWAY CARE CENTER		50	1	2%	51
Life Care Center of Orlando		46	5	10%	51
GRAND ST PAUL CVS		50			50
PENNSYLVANIA DEPARTMENT OF HEALTH BUREAU OF LABORATORIES			50	100%	50
GENEDX		37	13	26%	50
ADVENT HEALTH CENTRA CARE - EAST ORLANDO		21	29	58%	50
INN AT ASTON GARDENS AT PELICAN POINTE,THE		46	4	8%	50
ORANGE PARK PEDIATRICS		43	7	14%	50
BUECHELE DENTAL PA DBA CLERMONT FAMILY DENTISTRY		41	9	18%	50
ROCHESTER GENERAL HOSPITAL LABORATORY		46	4	8%	50
VITAS HEALTHCARE CORP OF FLORIDA		49	1	2%	50
Jupiter Medical Center Pavilion		49	1	2%	50
BETHUNE-COOKMAN UNIVERSITY		32	18	36%	50
VALENCIA HOUSE ALF		49	1	2%	50
TRADITIONAL HOME HEALTH OF PALM BEACH INC		49	1	2%	50
BRILLIANCE ASSISTED LIVING		34	16	32%	50
PALM RIVER COMMUNITY HEALTH CENTER		45	5	10%	50
ORCHID COVE AT DAYTONA		45	5	10%	50
SOUTHEAST ALABAMA MEDICAL CENTER			49	100%	49
NORTHBROOK CENTER FOR		47	2	4%	49
SUPERIOR RESIDENCES OF LECANTO		34	15	31%	49
325TH MEDICAL GROUP		46	3	6%	49
SOFT CELL LABORATORIES		45	4	8%	49
ALLEGRO		47	2	4%	49
FLORIDA HEALTH CARE DELAND			49	100%	49
ADVENT HEALTH - MOUNT DORA		9	40	82%	49
WALGREENS #10373		47	2	4%	49
SOLARIS SENIOR LIVING NORTH NAPLES		48	1	2%	49
USF		1	48	98%	49
TOWERS HOME CARE		45	4	8%	49
TREASURE COAST FORENSIC TREATMENT CTR		28	21	43%	49
SOS MOBILE MEDICAL CARE LLC		39	10	20%	49
ATRIA PARK OF LAKE FOREST (WG HERITAGE LF LLC)		48	1	2%	49
81ST MEDICAL GROUP		28	21	43%	49
SEWANEE MOLECULAR DIAGNOSTICS LABORATO		48			48
DOH		23	25	52%	48
WEST ISLIP URGENT CARE		44	4	8%	48

# COVID-19: testing by laboratory

Data through Feb 13, 2021 verified as of Feb 14, 2021 at 09:25 AM

Data in this report are provisional and subject to change.

The numbers in the table below represent the number of Florida and non-Florida residents for whom test results were received by the Department of Health. A person can be tested by more than one laboratory and can have both positive and negative results. **Therefore, the sum of the numbers in each column will be larger than the total number of people tested.**

Reporting lab	Inconclusive	Negative	Positive	Percent positive	Total
HEALTH FIRST - CAPE CANAVERAL HOSPITAL		1	47	98%	48
G & R HEALTH MART PHARMACY		36	12	25%	48
PREMIER MEDICAL ASSOCIATES		46	2	4%	48
RAINBOW PEDIATRICS PC LLC / BREAKFAST POINT		38	10	21%	48
BAY CENTER HURRICANE SHELTER		48			48
HARBOR BEACH NURSING AND REHABILITATION CENTER		46	2	4%	48
CAREMED INTERNAL MEDICINE		30	18	38%	48
ARDEN COURTS OF SARASOTA		32	16	33%	48
HIALEAH HOSPITAL RESPIRATORY DEPT			48	100%	48
MAUREEN OROURKE-FUTEY			48	100%	48
GRAND OAKS OF PALM CITY LLC□	1	41	6	13%	48
INN AT THE FOUNTAINS, THE		34	14	29%	48
THE TERRACE OF JACKSONVILLE		3	45	94%	48
COURTYARD GARDENS OF JUPITER		48			48
NAPLES PEDIATRICS INC□		43	5	10%	48
FIRST CHOICE PEDIATRICS INC		44	3	6%	47
MID FLORIDA PRIMARY CARE PA		35	12	26%	47
DAVID POSNACK JEWISH DAY SCHOOL		47			47
CAPE REGIONAL MEDICAL CENTER		45	2	4%	47
NAVARRE GARDENS		41	6	13%	47
INTERLAB		1	46	98%	47
LITTLE NECK URGENT CARE		45	2	4%	47
BARNES HEALTHCARE OF FLORIDA LLC		44	3	6%	47
POPLAR HEALTHCARE PLLC	1	11	35	74%	47
ROCKLEDGE REGIONAL MEDICAL CENTER		30	17	36%	47
ST CLOUD PHYSICIAN MANAGEMENT LLC DBA ST CLOUD		27	19	41%	46
HARTFORD HEALTH SERVICES LLC		46			46
PRACTICE MANAGEMENT OF AMERICA, INC.		7	39	85%	46
PREMIER PLACE HEALTHCARE AT THE GLENVIEW		46			46
COLLIER BLVD HMA PHYSICIAN MANAGEMENT LLC		46			46
GOLDEN POND COMMUNITIES		46			46
H LEE MOFFITT CANCER CENTER MICRO		46			46
FHMG_CTR FOR SENIOR HEALTH		41	5	11%	46
ADVENT HEALTH MEDICAL GROUP OB GYN AT		40	6	13%	46
PANCARE HEALTH - FREEPORT CLINIC SUITE B		37	9	20%	46
EAST MANATEE FAMILY	1	1	44	96%	46
KAPG ST AUGUSTINE SENIOR HOUSING OPCO LLC		37	9	20%	46
WINTER GARDEN REHAB AND NURSING CENTER		41	4	9%	45
ST JOHNS COUNTY DETENTION CENTER		45			45
SOUTHPORT SQUARE HARBOUR HEALTH		45			45
CARE CENTERS OF NASSAU LLC MINER ROAD SOUTH		45			45
MOBILE DOC FL, LLC		29	16	36%	45
KEYSTYLE LIVING LLC	1	43	1	2%	45
FAMILY EXTENDED CARE OF WINTER HAVEN		43	2	4%	45
NEOGENOMICS LABORATORIES INC		45			45
REDI-MED WALK-IN FAMILY CARE			45	100%	45
GENTIVA HEALTH SERVICES CERTIFIED INC		42	3	7%	45

# COVID-19: testing by laboratory

Data through Feb 13, 2021 verified as of Feb 14, 2021 at 09:25 AM

Data in this report are provisional and subject to change.

The numbers in the table below represent the number of Florida and non-Florida residents for whom test results were received by the Department of Health. A person can be tested by more than one laboratory and can have both positive and negative results. **Therefore, the sum of the numbers in each column will be larger than the total number of people tested.**

Reporting lab	Inconclusive	Negative	Positive	Percent positive	Total
PHILLIPPE RIDGE		33	12	27%	45
RAPID RELIABLE TESTING NY LLC		40	5	11%	45
UNIVERSITY OF CENTRAL FLORIDA HEALTH SERVICES		45			45
LIFESTREAM BEHAVIORIAL CENTER		26	19	42%	45
STUART URGENT CARE			45	100%	45
PEDIATRICS OF CENTRAL FLORIDA – SAINT CLOUD	2	40	2	5%	44
NIGHT LITE PEDIATRICS CENTER LLC		10	34	77%	44
KINDRED HOSPITAL CENTRAL TAMPA BLOOD GAS	1	38	5	11%	44
CDR MAGUIRE INC	1	7	36	82%	44
FLORIDA HOSPITAL		28	16	36%	44
QHC UPSTATE MEDICAL PC		36	8	18%	44
SOUTHERN LABORATORY SERVICES OF NWF		17	27	61%	44
ROSECASTLE OF JACKSONVILLE LLC		43	1	2%	44
ALLIANCE OF PHYSICIANS AGAINST COVID-19			44	100%	44
ADVENT HEALTH EXPRESS CARE		4	40	91%	44
NORTH CENTRAL BRONX HOSPITAL		41	2	5%	43
CITYMD OF MANAHAWKIN		41	2	5%	43
SAFARI PEDIATRICS PA		42	1	2%	43
LAKE MARY KIDS CENTRA CARE		33	10	23%	43
BRANCH MEDICAL CLINIC			43	100%	43
RADIOLOGY ASSOCIATES OF VENICE AND ENGLEWOOD		41	2	5%	43
LARA HEALTH AND WELLNESS CENTER LLC		43			43
PATRICK AIR FORCE BASE		3	40	93%	43
BARNETT PARK☐		2	41	95%	43
UNIVERSITY OF WEST FLORIDA, THE		42	1	2%	43
FAST PACE MEDICAL CLINIC, PLLC		37	6	14%	43
Guardian Care Nursing and Rehabilitation Center		43			43
WOLFF CTR FOR CHILD & ADOLESCENT HEALTH PLLC,THE		26	17	40%	43
PRINCETON VILLAGE☐		39	4	9%	43
SURFSIDE URGENT CARE		29	13	31%	42
WALGREENS 3145		39	3	7%	42
TGH URGENT CARE POWERED BY FAST TRACK			42	100%	42
PERSONAL PEDIATRICS		37	5	12%	42
MAIMONIDES-SHALOM ACADEMY, INC		41	1	2%	42
Citymd Of Toms River		36	6	14%	42
ISLAND URGENT CARE PLLC		40	2	5%	42
NEW YORK PRESBYTERIAN - QUEENS DIAGNOSTIC		41	1	2%	42
ECOLAB GROUP		8	34	81%	42
SAN CARLOS PHARMACY		38	4	10%	42
PALM BAY HOSPITAL			42	100%	42
CLINICAL LABORATORY		42			42
ERDOX		40	2	5%	42
SUWANNEE COUNTY SHERIFF OFFICE		39	3	7%	42
Atlantic Shore Nursing and Rehab		42			42
FELICIDAD MEDICAL CENTER			41	100%	41
BRONX LEBANON HOSPITAL-MEDICAL CENTER		37	4	10%	41
NORTH FLORIDA / SOUTH GEORGIA VETERANS HEALTH SYSTEM			41	100%	41

# COVID-19: testing by laboratory

Data through Feb 13, 2021 verified as of Feb 14, 2021 at 09:25 AM

Data in this report are provisional and subject to change.

The numbers in the table below represent the number of Florida and non-Florida residents for whom test results were received by the Department of Health. A person can be tested by more than one laboratory and can have both positive and negative results. **Therefore, the sum of the numbers in each column will be larger than the total number of people tested.**

Reporting lab	Inconclusive	Negative	Positive	Percent positive	Total
ADVENT HEALTH - LAKE WALES		29	12	29%	41
PEDIATRICS OF CENTRAL FLORIDA KISSI		33	8	20%	41
NEXT MOLECULAR ANALYTICS		11	30	73%	41
FLORIDA HOSPITAL NEW SMYRNA		4	37	90%	41
MINUTECLINIC DIAGNOSTIC OF NEW JERSEY		34	7	17%	41
HOME CARE PHARMACY		40			40
University Hills health and Rehabilitation		30	10	25%	40
URGENT CARE & WELLNESS CENTER		10	30	75%	40
LONGLEAF DIAGNOSTIC LABORATORIES		11	29	73%	40
ROYAL PALM SENIOR RESIDENCE		40			40
PRIDE DIAGNOSTICS		24	16	40%	40
BETHESDA HEALTH URGENT CARE		3	37	93%	40
BONITA PHARMACY		39	1	3%	40
PENSACOLA PEDIATRICS - PACE		32	8	20%	40
PACIFICA SENIOR LIVING OCALA		35	5	13%	40
LINCOLN DIAGNOSTIC LAB		38	2	5%	40
GATTOLINE ENTERPRISES, INC. DBA FAMILY CARE PHARMACY		34	6	15%	40
UHEALTH AT FISHER ISLAND			40	100%	40
CLINICAL PATHOLOGY LABORATORIES, INC		40			40
CAPITAL REGIONAL MEDICAL CENTER		2	38	95%	40
FIRST CHOICE URGENT CARE		10	30	75%	40
DOH-WEST PALM BEACH BRANCH LABORATORY		2	38	95%	40
EAST HILL PHARMACY		27	13	33%	40
CLINICAL RESEARCH SEQUENCING PLATFORM		8	31	79%	39
NORTH CAROLINA DEPARTMENT OF HEALTH & HUMAN SERVICES	1		38	97%	39
ARTHREX MEDICAL CENTER		22	17	44%	39
BROOKDALE VERO BEACH SOUTH AL		39			39
HERNANDO ENDOSCOPY AND SURGERY CENTER		31	8	21%	39
CARE 4 U MANAGEMENT, INC			39	100%	39
WG EVERGREEN WOODS SH LLC		39			39
JUNIPER VILLAGE AT CAPE CORAL		34	5	13%	39
GUYAN VALLEY WELLNESS CENTER		32	7	18%	39
CENTRA CARE – LAKE NONA		3	36	92%	39
BAY COUNTY JAIL ANNEX		34	5	13%	39
THE GOOD SHEPARDS OF DELAND-WEST		38	1	3%	39
CVS MINUTE CLINIC		1	38	97%	39
MEDEX MEDICAL EXPRESS OF PALATKA LLC			39	100%	39
CEDAR CREEK AT KINGS BAY INC		39			39
CSL PLASMA INC		7	32	82%	39
ADVENT HEALTH CENTRA CARE - LAKELAND		30	9	23%	39
MINUTECLINIC DIAGNOSTIC OF KANSAS, PA		33	6	15%	39
LOURDES HOSPITAL INC		37	2	5%	39
CENTRAL FLORIDA PEDIATRICS		13	25	66%	38
BOND CLINIC, PA		9	29	76%	38
CAMPBELL URGENT CARE			38	100%	38
MISSION OAKS ASSISTED LIVING □		36	2	5%	38
UNIVERSITY OF ALABAMA		35	3	8%	38

# COVID-19: testing by laboratory

Data through Feb 13, 2021 verified as of Feb 14, 2021 at 09:25 AM

Data in this report are provisional and subject to change.

The numbers in the table below represent the number of Florida and non-Florida residents for whom test results were received by the Department of Health. A person can be tested by more than one laboratory and can have both positive and negative results. **Therefore, the sum of the numbers in each column will be larger than the total number of people tested.**

Reporting lab	Inconclusive	Negative	Positive	Percent positive	Total
FLORIDA DEPARMENT OF HEALTH CLAY COUNTY		25	13	34%	38
ERIC C MRSHAL, MD, PC #1842		36	2	5%	38
MOLECULAR DIAGNOSTICS		5	33	87%	38
HOMEWOOD RESIDENCE AT FREEDOM PLAZA		37	1	3%	38
AUTUMN OF SARASOTA		12	26	68%	38
ADVENTIST HEALTH SYSTEM FLORIDA		26	12	32%	38
PLAINVIEW URGENT CARE		36	2	5%	38
SPRING MANOR ASSISTED LIVING		38			38
MERCY MEDICAL URGENT CARE CENTER INC		8	30	79%	38
S-H THIRTY FIVE OPCO - ORANGE CITY, LLC		29	9	24%	38
CCRC @ SUNFLOWER LLC		35	3	8%	38
HOLMES COUNTY HEALTH DEPARTMENT		29	9	24%	38
TAMPA BAY CONCIERGE DOCTOR, LLC		36	2	5%	38
BENTON HOUSE OF ST. JOHNS		36	2	5%	38
STEWARD MEDICAL GROUP, INC		21	17	45%	38
CITRUS COUNTY HEALTH DEPARTMENT		33	4	11%	37
ONE MILO		37			37
PREMIER COMMUNITY HEALTHCARE GROUP INC		36	1	3%	37
HOLZER HEALTH CENTER		5	32	86%	37
PATHOGENIUS LABORATORIES		30	7	19%	37
UNION MEDICAL CARE PLLC		37			37
MORTON PLANT HOSPITAL NURSING			37	100%	37
FAMILY EXTENDED CARE OF SEBRING INC		35	2	5%	37
INSTITUTE OF PATHOLOGY KINGS COUNTY		36	1	3%	37
BRIDGEVIEW CENTER LLC		27	10	27%	37
THE COLLIER AT NAPLES		36	1	3%	37
MORTON PLANT			37	100%	37
ST AUGUSTINE PEDIATRIC ASSOC		33	4	11%	37
BOULEVARD REHABILITATION CENTER		24	13	35%	37
HOLY NAME HOSPITAL LABORATORY		36	1	3%	37
BRP SH OPCO LLC		37			37
PONCE THERAPY CARE CENTER		34	3	8%	37
EMERGENCY PHYSICIANS MEDICAL CENTER LLC		20	17	46%	37
CONNECTICUT DEPARTMENT OF HEALTH		22	15	41%	37
MARIANNA HEALTH AND REHABILITATION CENTER		36	1	3%	37
NORTHWELL HEALTH PLAINVIEW HOSPITAL LABORATORY		28	9	24%	37
INNOVATION CLINICAL TRIALS, INC			37	100%	37
HR SARASOTA OPERATOR LLC		25	12	32%	37
ACCURATE DIAGNOSTIC LAB		35	2	5%	37
IMA MEDICAL GROUP POINCIANA		14	23	62%	37
DEVELOPMENTAL DISABILITIES DEFENDANT PROGRAM		35	2	5%	37
TAYLORVILLE FAMILY MEDICINE		30	7	19%	37
ROYAL CARE OF AVON PARK		33	3	8%	36
WEST		22	14	39%	36
WG BAYPOINT VILLAGE SH LLC		36			36
BIOFIRE		7	29	81%	36
BVL/LITTLE ANGEL PEDIATRICS		36			36



# COVID-19: testing by laboratory

Data through Feb 13, 2021 verified as of Feb 14, 2021 at 09:25 AM

Data in this report are provisional and subject to change.

The numbers in the table below represent the number of Florida and non-Florida residents for whom test results were received by the Department of Health. A person can be tested by more than one laboratory and can have both positive and negative results. **Therefore, the sum of the numbers in each column will be larger than the total number of people tested.**

Reporting lab	Inconclusive	Negative	Positive	Percent positive	Total
RENAISSANCE AT THE TERRACES		35	1	3%	36
PREMISE HEALTH MIA		1	35	97%	36
AVALON PARK RETIREMENT RESIDENCE		35	1	3%	36
PATRICK MANOR INCORPORATED		36			36
MINUTE CLINIC INCORPORATE		30	6	17%	36
GRAMERCY PARK URGENT CARE		34	1	3%	35
A & R RESEARCH GROUP		30	5	14%	35
ADVENT HEALTH - FISH MEMORIAL		2	33	94%	35
MID-FLORIDA PATHOLOGY, LLC		29	6	17%	35
WUESTHOFF MEMORIAL HOSPITAL			35	100%	35
PATHGROUP		9	26	74%	35
NEUROINTERNATIONAL SARASOTA		32	3	9%	35
TERRACE AT HOBE SOUND, THE	1	31	3	9%	35
PARKSIDE HEALTH AND REHABILITATION CENTER			35	100%	35
STAT ONE URGENT CARE CENTER		2	33	94%	35
IRL		4	31	89%	35
NICEVILLE URGENT CARE		2	33	94%	35
BAYSHORE PATHOLOGY CONSULTANTS PA		34	1	3%	35
P23 LABS		35			35
PARAMOUNT WALK-IN CLINIC		1	33	97%	34
LANDMARK HOSPITAL SOUTHWEST FLORIDA LLC		33	1	3%	34
DUVAL PHARMACY		25	9	26%	34
THE MERIDIAN AT BOCA RATON	1	33			34
CARE CENTERS OF NASSAU, LLC - HENDRICKS RD		34			34
ENCOMPASS HEALTH REHABILITATION HOSPITAL OF LARGO		31	3	9%	34
REDI-MED WALK IN FAMILY CLINIC			34	100%	34
RASHDA ALBIBI M.D. P.A.		31	3	9%	34
CROSSROADS URGENT CARE		20	14	41%	34
TUSCAN GARDENS OF DELRAY BEACH MANAGEMENT COMPANY,		34			34
BELVEDERE COMMONS OF SUN CITY CENTER		34			34
PRMG - EAST NAPLES		23	11	32%	34
POARCH BANC CREEK INDIANS TRIBAL HEALTH DEPARTMENT			34	100%	34
COLLIER HMA PHYSICIAN MANAGEMENT LLC		26	8	24%	34
S-H THIRTY FIVE OPCO - LUTZ, LLC		33	1	3%	34
ANDALUSIA HEALTH		17	17	50%	34
VIP WALK IN CLINIC		19	15	44%	34
ST. MARYS MEDICAL CENTER		1	33	97%	34
LONG TERM CARE OF GULF BREEZE LLC		30	4	12%	34
PALM BEACH ATLANTIC UNIVERSITY		33	1	3%	34
MEDCOMP SCIENCES			34	100%	34
JOHN KNOX VILLAGE OF CENTRAL FLORIDA		30	4	12%	34
LUTHERAN HAVEN EXTENDED CONGREGATE CAR		34			34
STETSON UNIVERSITY STUDENT HEALTH CENTER		3	31	91%	34
WESTWOOD NURSING AND REHABILITATION		28	5	15%	33
MAINSTREET FAMILY URGENT CARE		1	32	97%	33
LYSTER ACH FT RUCKER AL		30	3	9%	33
ATRIA WILLOW WOOD		32	1	3%	33

# COVID-19: testing by laboratory

Data through Feb 13, 2021 verified as of Feb 14, 2021 at 09:25 AM

Data in this report are provisional and subject to change.

The numbers in the table below represent the number of Florida and non-Florida residents for whom test results were received by the Department of Health. A person can be tested by more than one laboratory and can have both positive and negative results. **Therefore, the sum of the numbers in each column will be larger than the total number of people tested.**

Reporting lab	Inconclusive	Negative	Positive	Percent positive	Total
CALHOUN COUNTY HEALTH DEPT		13	20	61%	33
HARMONY HEALTH OPCO, LLC		15	18	55%	33
FHMG-FLORIDA HOSPITAL MEDICAL GROUP		24	9	27%	33
THE SPRINGS OF PARC HILL		32	1	3%	33
LONG ISLAND JEWISH MED CTR		30	3	9%	33
UNIVERSITY HOSPITAL		28	5	15%	33
FLORIDA PEDIATRIC GROUP PA		28	5	15%	33
COMPLETE HOME CARE OF THE PALM BEACHES LLC		31	2	6%	33
SANFORD MOBILE LAB PGA TOUR		32	1	3%	33
SOUTHSIDE HOSPITAL NORTHWELL HEALTH LABORATORY		28	5	15%	33
METRO KNOXVILLE HMA		25	8	24%	33
GRAND VILLA OF DELAND		29	4	12%	33
PHYSICIAN ASSOCIATES LLC		26	7	21%	33
BOND CLINIC		3	30	91%	33
PORT SAINT JOHN FAMILY PRACTICE		21	12	36%	33
OPTUMCARE SOUTH FLORIDA, LLC		26	7	21%	33
AYERS NURSING AND REHABILITATION CENTER		33			33
PW WINDERMERE SUBTENANT LLC		33			33
AHSE ROP		32	1	3%	33
PHOSPHORUS DIAGNOSTICS		27	6	18%	33
MINUTECLINIC DIAGNOSTIC OF RHODE ISLAND, LLC #1544		32	1	3%	33
GREENRIDGE GROUP HOME	3	11	19	58%	33
REGENCY OAKS HEALTH CENTER		31	2	6%	33
Kensington Gardens		33			33
JACKSON HEALTH SYSTEM		1	31	97%	32
AESTHETIC ENHANCEMENTS		32			32
VETERAN AFFAIRS MEDICAL CENTER - JAMES J PETERS		30	2	6%	32
BENTLEY VILLAGE II		23	9	28%	32
PANCARE HEALTH - BAY COUNTY - YOUNGSTOWN		28	4	13%	32
IPSUM DIAGNOSTICS		3	29	91%	32
TROPICANA MANUFACTURING COMPANY INC		31	1	3%	32
ASHTON PLACE	3	25	4	13%	32
VETERANS HOME			32	100%	32
AHEC CLINIC		2	30	94%	32
WESTMINSTER ST AUGUSTINE		32			32
VILLAGE ON THE ISLE		27	5	16%	32
WAVE CREST HEALTH AND REHABILITATION CENTER		30	2	6%	32
OPIS COQUINA CENTER		32			32
Heartland Health Care Center North Sarasota		18	14	44%	32
EASTERN SHORE URGENT CARE		21	11	34%	32
CDR MAGUIRE - MIAMI BEACH CC MISSION 17388		2	30	94%	32
NIGHT LITE PEDIATRICS URGENT CARE CENTER			32	100%	32
PECONIC BAY MEDICAL CENTER LABORATORY		24	8	25%	32
Consulate Health Care of Orange Park		27	4	13%	31
CAREHERE LAKE SCHOOLS EMPLOYEE HEALTH CENTER		20	11	35%	31
INTERCOASTAL MEDICAL GROUP			31	100%	31
MINUTECLINIC DIAGNOSTIC OF HAWAII LLC		28	3	10%	31

# COVID-19: testing by laboratory

Data through Feb 13, 2021 verified as of Feb 14, 2021 at 09:25 AM

Data in this report are provisional and subject to change.

The numbers in the table below represent the number of Florida and non-Florida residents for whom test results were received by the Department of Health. A person can be tested by more than one laboratory and can have both positive and negative results. **Therefore, the sum of the numbers in each column will be larger than the total number of people tested.**

Reporting lab	Inconclusive	Negative	Positive	Percent positive	Total
CORAL HOUSE ASSISTED LIVING COMMUNITY LLC		31			31
IMA MEDICAL CENTER		18	13	42%	31
TRADITIONAL HOME CARE INC		30	1	3%	31
Gulf Shore Care Center		27	4	13%	31
NIGHT LITE PEDIATRIC CENTER		10	21	68%	31
BROOKDALE CANOPY OAKS			31	100%	31
WASHINGTON COUNTY HEALTH DEPARTMENT		19	12	39%	31
MICHAEL J D'AMBROSE MD PA		29	2	6%	31
FAMILY HEALTH CENTER		18	13	42%	31
DISCOVERY COMMONS AT BRADENTON		31			31
MAKO MEDICAL		17	14	45%	31
COLLIER ANESTHESIA PAIN LLC		31			31
UNIPATH		24	7	23%	31
SILVER LAKE PEDIATRICS PA		27	4	13%	31
ADVENTHEALTH MEDICAL GROUP FAMILY MEDICINE AT RDV		31			31
REGENCY PARK ASSISTED LIVING FACILITY		29	2	6%	31
BRANDON COMMUNITY HEALTH CENTER		23	8	26%	31
LabCorp L#09258130 M#09258125		12	19	61%	31
AMERICAN ESOTERIC LABORATORIES		15	16	52%	31
Okeechobee Health Care Facility		16	14	47%	30
ALAN A SMITH MD LLC		29	1	3%	30
HERITAGE WATERSIDE		27	3	10%	30
KEY WEST MEDICAL CENTER	1	28	1	3%	30
PROFESSIONAL PEDIATRICS		28	2	7%	30
BOCA BIOLISTIC REFERENCE LAB			30	100%	30
ALWAYS BEST CARE SENIOR SERVICES		27	3	10%	30
WALK IN MEDICAL URGENT CARE		30			30
MIDDLETOWN MEDICAL P C		21	9	30%	30
FLORIDA DEPARTMENT OF HEALTH IN MONROE COUNTY		26	4	13%	30
AMEERAH LABS			30	100%	30
CLINCLOUD, LLC			30	100%	30
LAKELAND REGIONAL HEALTH GATEWAY CENTER		7	23	77%	30
ADVENT HEALTH PRIMARY CARE PLUS, WINTER GARDEN		26	4	13%	30
VILLA COURT LLC		30			30
THE TERRACE AT IVY ACRES ALF		11	19	63%	30
OCOEE PEDIATRICS		23	7	23%	30
NCHD		16	14	47%	30
MADISON COUNTY MEMORIAL HOSPITAL LABORATORY		14	15	52%	29
DEPT OF VA MED CENTE-WEST PALM BEACH			29	100%	29
NEMOURS CHILDRENS CLINIC		22	7	24%	29
PRO HEALTH HARMONY		29			29
EVERLYWELL		16	13	45%	29
NURSES HELPING HANDS INC ALF		29			29
P4CLINICAL	3	2	24	83%	29
MAGNOLIA DIAGNOSTICS, LLC		3	26	90%	29
EASYCARE WALK-IN CLINIC		11	18	62%	29
UNION MEDICAL CARE		29			29

# COVID-19: testing by laboratory

Data through Feb 13, 2021 verified as of Feb 14, 2021 at 09:25 AM

Data in this report are provisional and subject to change.

The numbers in the table below represent the number of Florida and non-Florida residents for whom test results were received by the Department of Health. A person can be tested by more than one laboratory and can have both positive and negative results. **Therefore, the sum of the numbers in each column will be larger than the total number of people tested.**

Reporting lab	Inconclusive	Negative	Positive	Percent positive	Total
PANCARE HEALTH - BONIFAY K-8			29	100%	29
ADVANCE URGENT CARE CENTER, LLC		1	28	97%	29
FAMILY CARE PARTNERS URGENT CARE LLC		23	6	21%	29
UNIVERSITY MEDICAL CTR OF PRINCETON AT		27	2	7%	29
SUMTER PEDIATRICS		27	2	7%	29
MINUTE CLINIC LLC #2216		27	2	7%	29
SUNTREE INTERNAL MEDICINE		29			29
COMMUNITY MEDICAL CARE CENTER INC			29	100%	29
MIAMI CLINICAL RESEARCH CORP			29	100%	29
COMPREHENSIVE CHILDCARE		23	6	21%	29
PALM GARDEN OF JACKSONVILLE		27	2	7%	29
GRAND AVENUE RX			29	100%	29
COUNTY OF LOS ANGELES			29	100%	29
HEALTH FIRST - VIERA HOSPITAL		1	28	97%	29
COLLIER PHARMACY		24	5	17%	29
BIGGERS FAMILY MEDICINE PA		28	1	3%	29
UR CARE FAMILY AND SPORTS MEDICINE			29	100%	29
UNIV OF ROCHESTER-STRONG MEMORIAL HOSP		28	1	3%	29
VIKOR SCIENTITIC			29	100%	29
ATRIA SAN PABLO		27	2	7%	29
RENAISSANCE SENIOR LIVING	1	28			29
GARDENS HEALTH NH LLC		29			29
WARDE MEDICAL LABORATORY		20	8	29%	28
AMMON ANALYTICAL LABORATORIES		24	4	14%	28
JAMAICA HOSPITAL MEDICAL CENTER		26	2	7%	28
STATEN ISLAND UNIVERSITY HOSPITAL-POUCH		28			28
DAVID LAWRENCE CENTER		24	4	14%	28
WELLMED AT NEW TAMPA		22	6	21%	28
MARION PEDIATRICS PA		21	7	25%	28
KEY PRIMARY CARE			28	100%	28
LAKELAND NURSING AND REHABILITATION CENTER			28	100%	28
BAY STREET PHARMACY☐		26	2	7%	28
LAKE INTERNAL MEDICINE ASSOCIATES PA		23	5	18%	28
PINELLAS INTERNAL MEDICINE ASSOCIATES	1	26	1	4%	28
PORT ST LUCIE HOSPITAL		25	3	11%	28
CDC		17	11	39%	28
Cleveland Clinic Laboratories		4	24	86%	28
GRACE MEDICAL HOME		20	8	29%	28
FLAGLER HOSPITAL INC	2		26	93%	28
BULLS HEAD URGENT CARE		27	1	4%	28
FAMILY CARE PARTNERS		18	10	36%	28
LAKE MARY - STIRLING CENTER SUITE 202			28	100%	28
ACTIVE SENIOR LIVING		26	2	7%	28
EDEN AT CRESTVIEW		12	16	57%	28
BARTRAM CROSSING		28			28
BROOKDALE PHILLIPPI CREEK			28	100%	28
LIGHTHOUSE PEDIATRICS OF NAPLES		24	4	14%	28

# COVID-19: testing by laboratory

Data through Feb 13, 2021 verified as of Feb 14, 2021 at 09:25 AM

Data in this report are provisional and subject to change.

The numbers in the table below represent the number of Florida and non-Florida residents for whom test results were received by the Department of Health. A person can be tested by more than one laboratory and can have both positive and negative results. **Therefore, the sum of the numbers in each column will be larger than the total number of people tested.**

Reporting lab	Inconclusive	Negative	Positive	Percent positive	Total
WEINBERG VILLAGE		27	1	4%	28
MICHAEL A VENAZIO MD		26	2	7%	28
ALABAMA CLINICS		15	13	46%	28
BROOKDALE BRANDON	1	26			27
Wiregrass Rehabilitation Center and Nursing Home		26	1	4%	27
RIVERHEAD URGENT CARE		26	1	4%	27
NATIONAL MENTOR HEALTHCARE LLC			27	100%	27
EXPRESS CARE OF BELLEVIEW		27			27
ACCESS 365 URGENT CARE		8	19	70%	27
BRADFORD COUNTY HEALTH DEPARTMENT		26	1	4%	27
FAST PACE MEDICAL CLINIC		24	3	11%	27
SPANISH RIVER HIGH SCHOOL ESE		23	4	15%	27
HEALTHPARK MEDICAL CENTER ABG LAB		26	1	4%	27
DUVAL COUNTY HEALTH DEPARTMENT		27			27
URGENT CARE CENTER			27	100%	27
HARBORCHASE OF WELLINGTON CROSSING		25	2	7%	27
MINUTE CLINIC, LLC DBA MINUTECLINIC #4505		25	2	7%	27
LAKE CO EMPLOYEE HEALTH AND WELLNESS CENTER		25	2	7%	27
BASSETTI MEDICAL RESEARCH INC		21	6	22%	27
DOT DOC SARASOTA		25	2	7%	27
UCLA HEALTHCARE CLINICAL LABS		23	4	15%	27
SOUTHEASTERN OUTPATIENT SURGERY CENTER		26	1	4%	27
SUNCOAST LABS			27	100%	27
LABORATORY ALLIANCE OF CENTRAL NEW YORK		26	1	4%	27
SANTA BARBARA CARE CENTER		17	10	37%	27
BIG BEND CARES, INC		23	4	15%	27
ATLAN		23	4	15%	27
LAKE PLACID HEALTH AND REHABILITATION			27	100%	27
LEXINGTON PLACE SENIOR LIVING COMMUNITY		27			27
URGENT FAMILY CARE INC		23	3	12%	26
ADVANCED URGENT CARE		12	14	54%	26
THE TRADITION OF THE PALM BEACHES		25	1	4%	26
PREMIER URGENT CARE CENTER LLC			26	100%	26
BODYK		22	4	15%	26
LPG CONVENIENT CARE AT METRO		25	1	4%	26
NORTH FLORIDA PEDIATRICS - JACKSONVILLE		22	4	15%	26
STUART REHABILITATION AND HEALTHCARE		12	14	54%	26
BROOKDALE SOUTHPOINT			26	100%	26
ADVENT HEALTH PARTIN SETTLEMENT HEALTH PARK		18	8	31%	26
WIREGRASS CLINIC LLC		21	5	19%	26
ATRIA LADY LAKE		26			26
BAPTIST PRIMARY BLACK CREEK SOUTH			26	100%	26
WEST BROWARD CARE CENTER		24	2	8%	26
ST PETER'S BENDER LABORATORY		25	1	4%	26
PALMS, THE		26			26
VETERANS AFFAIRS MEDICAL CENTER - NEW YORK HARBOR		25	1	4%	26
CERON PEDIATRICS & INTEGRATIVE MEDICIN		26			26



# COVID-19: testing by laboratory

Data through Feb 13, 2021 verified as of Feb 14, 2021 at 09:25 AM

Data in this report are provisional and subject to change.

The numbers in the table below represent the number of Florida and non-Florida residents for whom test results were received by the Department of Health. A person can be tested by more than one laboratory and can have both positive and negative results. **Therefore, the sum of the numbers in each column will be larger than the total number of people tested.**

Reporting lab	Inconclusive	Negative	Positive	Percent positive	Total
MILLENNIA ADVANCED SCIENTIFIC LLC			26	100%	26
FLORIDA ATLANTIC UNIVERSITY		23	3	12%	26
COLORADO DEPARTMENT OF HEALTH LABORATORY SERVICES DIVISION			26	100%	26
MONCRIEF ARMY HEALTH CLINIC			26	100%	26
BROWARD HEALTH IMPERIAL POINT NURSING			26	100%	26
THE MINIER URGENT CARE		20	6	23%	26
PALM BEACH COUNTY FIRE RESCUE		24	2	8%	26
OAKTREE HEALTHCARE			26	100%	26
MONTEFIORE NEW ROCHELLE HOSPITAL		24	2	8%	26
PERDIDO URGENT CARE		1	25	96%	26
PULMONARY SPECIALISTS OF THE PALM BEACHES		16	10	38%	26
TGH URGENT CARE - RIVERVIEW			26	100%	26
LOT HEALTH SERVICES☐	1	25			26
LOOP PEDIATRICS		22	4	15%	26
SYNIVERSE WELLNESS CENTER		21	4	16%	25
CHILDREN'S MEDICAL CENTER			25	100%	25
DCH REGIONAL MEDICAL CENTER LABORATORY		24	1	4%	25
MINUTECLINIC DIAGNOSTIC OF RHODE ISLAND, LLC #212		25			25
GULFSIDE HOSPICE INC		22	3	12%	25
FREEDOM SQUARE NURSING CENTER☐		17	8	32%	25
WEISS PEDIATRIC CARE LLC		16	9	36%	25
WOMENS CARE FLORIDA LABORATORY		25			25
EAST HILL MEDICAL GROUP		17	8	32%	25
WESTPAC LABS		1	24	96%	25
Lanier Rehab			25	100%	25
UNION CHD		22	3	12%	25
FEDERAL PRISON CAMP PENSACOLA			25	100%	25
HILA BECKERMAN MD LLC	1	23	1	4%	25
CHILDRENS MEDICAL CENTER			25	100%	25
COLONY CARE CENTER		16	9	36%	25
ADVENT HEALTH - LAKE MARY PEDIATRICS		16	9	36%	25
LAKES DIALYSIS CENTER INC			25	100%	25
VASSAR BROTHERS MEDICAL CENTER LABORATORY		24	1	4%	25
GASTROENTEROLOGY ASSOCIATES OF PENSACOLA PA		22	3	12%	25
RJ LEE GROUP	1	23	1	4%	25
RAINBOW PEDIATRICS		1	24	96%	25
M&V SAN JOSE MEDICAL CENTER			25	100%	25
ST. CLOUD HOSPITAL		20	5	20%	25
THE WATERMARK AT VISTAWILLA		25			25
PINES NURSING HOME		24	1	4%	25
TALLAHASSEE DEVELOPMENTAL CENTER☐		24	1	4%	25
ARCPPOINT LABS OF FORT LAUDERDALE		25			25
WAKULLA COUNTY HEALTH DEPARTMENT		11	14	56%	25
AVOW HOSPICE INC		25			25
OAKMONTE VILLAGE		24	1	4%	25
SANITAS		4	21	84%	25
SOMA MEDICAL CENTER PA #3			25	100%	25

# COVID-19: testing by laboratory

Data through Feb 13, 2021 verified as of Feb 14, 2021 at 09:25 AM

Data in this report are provisional and subject to change.

The numbers in the table below represent the number of Florida and non-Florida residents for whom test results were received by the Department of Health. A person can be tested by more than one laboratory and can have both positive and negative results. **Therefore, the sum of the numbers in each column will be larger than the total number of people tested.**

Reporting lab	Inconclusive	Negative	Positive	Percent positive	Total
ADVENTHEALTH MEDICAL GROUP FAMILY MEDICINE		24	1	4%	25
CENTRAL FLORIDA HEALTH CARE INC WAUCHULA SITE 2		17	7	29%	24
MARYLAND DEPARTMENT OF HEALTH			24	100%	24
HERITAGE OAKS ASSISTED LIVING & MEMORY CARE		20	4	17%	24
ASTORIA HEALTH AND REHABILITATION CENTER		23	1	4%	24
EPIC REFERENCE LABS INC			24	100%	24
ATRIA AT ST JOSEPHS		24			24
MD BEAUTY LABS, PA		22	2	8%	24
FAMILY AND INTERNAL MEDICINE AT AVALON PARK		21	3	13%	24
THE LODGE AND REHABILITATION CENTER		9	15	63%	24
WESTMINSTER WOODS ON JULINGTON CREEK		22	2	8%	24
THE CHAPPEL GROUP RESEARCH		24			24
HENNEPIN COUNTY MEDICAL CENTER (HCMC)		13	11	46%	24
AMELIA ASSISTED LIVING FACILITY		24			24
LABORATORY DYNAMICS		20	4	17%	24
MINUTE CLINIC DIAGNOSTIC OF SC, LLC #75		23	1	4%	24
COURTYARDS OF ORLANDO		24			24
Bon Secours Maria Manor		19	5	21%	24
AVENTIS BIO-SERVICES CTL		24			24
PRIME CARE ONE LLC/HARBORCHASE OF VENICE			24	100%	24
AIR, LAND & SEA PHYSICALS & CONSULTATIONS, LLC		23	1	4%	24
HEALTH MED CENTERS		24			24
RESIDENCE AT BAY VUE		23	1	4%	24
THE COMMONWEALTH OF MASSACHUSETTS			24	100%	24
MADWAR		19	5	21%	24
MED PLUS FLORENCE		20	4	17%	24
JOSEF SCHENKER MD PC		24			24
ABL MEDICAL CARE LLC			24	100%	24
PHYSICIANS PRIMARY CARE OF SW FLORIDA PL		24			24
MINUTECLINIC DIAGNOSTIC OF SOUTH CAROL		22	2	8%	24
TARPON BAYOU CENTER			24	100%	24
ST JOSEPHS CHILDRENS OUTREACH			24	100%	24
RESIDENTIAL PLAZA AT BLUE LAGOON INC		21	3	13%	24
STEWART MELBOURNE HOSPITAL			24	100%	24
WELLOW URGENT CARE		23	1	4%	24
VILLAGES REHABILITATION AND NURSING CENTER		24			24
ORANGE PEDIATRICS			24	100%	24
MADISON COUNTY MEMORIAL HOSP		12	12	50%	24
SUNQUEST		3	21	88%	24
SENIOR HEALTH OF WINTER PARK DUNDEE		24			24
UF HEALTH NORTH JACKSONVILLE			23	100%	23
WUESTHOFF MEDICAL CENTER-MELBOURNE			23	100%	23
EP MEDICAL EQUIPMENT PHARMACY		21	2	9%	23
MINUTECLINIC, LLC		19	4	17%	23
APOLLO HEALTH & REHABILITATION		17	6	26%	23
NOBLE SENIOR LIVING		3	20	87%	23
PHYSICIANS STAT		3	20	87%	23

# COVID-19: testing by laboratory

Data through Feb 13, 2021 verified as of Feb 14, 2021 at 09:25 AM

Data in this report are provisional and subject to change.

The numbers in the table below represent the number of Florida and non-Florida residents for whom test results were received by the Department of Health. A person can be tested by more than one laboratory and can have both positive and negative results. **Therefore, the sum of the numbers in each column will be larger than the total number of people tested.**

Reporting lab	Inconclusive	Negative	Positive	Percent positive	Total
NEW JERSEY		22	1	4%	23
ISLAND COAST PEDIATRICS PA		22	1	4%	23
FINLAY C. LABORATORY		3	20	87%	23
MINUTECLINIC DIAGNOSTIC OF MICHIGAN		21	2	9%	23
UNIVERSITY HILLS HEALTH AND REHABILITATION CENTER		18	5	22%	23
STATE LAB		2	21	91%	23
MIGUEL E TREVINO MD PA		19	4	17%	23
Summit Medical Group Westfield Lab		20	3	13%	23
FORT CAROLINE GARDENS, INC		21	2	9%	23
SUNSHINE ASSISTED LIVING		23			23
GOOD SAMARITAN HOSPITAL LABORATORY		20	3	13%	23
ISLAMORADA VILLAGE OF ISLANDS FIRE RESCUE		22	1	4%	23
BROOKWOOD BAPTIST MEDICAL CENTER		22	1	4%	23
PINELLAS 1 HOME HEALTH CARE CORP		23			23
SUMMIT MEDICAL GROUP - 75 E NORTHFIELD		21	2	9%	23
COLORADO DEPARTMENT OF PUBLIC HEALTH AND ENVIRONMENT			23	100%	23
PARK WEST MEDICAL CENTER		22	1	4%	23
CHIPOLA MEDICAL ASSOCIATES		4	19	83%	23
SARASOTA MEMORIAL NURSING & REHABILITATION CTR		23			23
EGL GENETIC DIAGNOSTICS		1	22	96%	23
BROOKDALE UNIVERSITY HOSPITAL		22	1	4%	23
WOODHOUSE INC		17	6	26%	23
COASTAL SKIN SURGERY AND DERMATOLOGY		16	7	30%	23
HUNT CLUB PEDIATRIC ASSOCIATES LLC		19	3	14%	22
FLORIDA PEDIATRICS		6	16	73%	22
TEN HEALTHCARE		6	16	73%	22
FLORIDA HOSPITAL LABS		12	10	45%	22
MID FLORIDA PATHOLOGY LLC		21	1	5%	22
EBEIDS MD PEDIATRICS		19	3	14%	22
MAYO CLINIC JACKSONVILLE		1	21	95%	22
URGENT CARE USA			22	100%	22
VICK STREET MANOR		22			22
SEAGRASS VILLAGE			22	100%	22
DIACARTA INC.		22			22
ENGLEWOOD HOSPITAL AND MEDICAL CENTER		17	5	23%	22
PALMETTO PEDIATRICS			22	100%	22
ROADS PEDIATRICS,LLC		20	2	9%	22
CARENOW - DOWNTOWN NORTH GULCH		22			22
GRAND LIVING AT LAKEWOOD RANCH		22			22
MOBILE DIVISION LABORATORY		7	15	68%	22
UNIV OF NORTH ALABAMA HEALTH CENTER		21	1	5%	22
ROCKLEDEGE REGIONAL MEDICAL CENTER		17	5	23%	22
THORNBURG PEDIATRICS		21	1	5%	22
LONG ISLAND UNIVERSITY - POST CAMPUS		22			22
MINUTECLINIC DIAGNOSTIC OF NORTH CAROLINA		22			22
ELAN SPANISH SPRINGS		4	18	82%	22
SOUTHCORP LABORATORY		2	20	91%	22

# COVID-19: testing by laboratory

Data through Feb 13, 2021 verified as of Feb 14, 2021 at 09:25 AM

Data in this report are provisional and subject to change.

The numbers in the table below represent the number of Florida and non-Florida residents for whom test results were received by the Department of Health. A person can be tested by more than one laboratory and can have both positive and negative results. **Therefore, the sum of the numbers in each column will be larger than the total number of people tested.**

Reporting lab	Inconclusive	Negative	Positive	Percent positive	Total
CARILLON SPORTS AND FAMILY MEDICINE		18	4	18%	22
LAKE COUNTY SCHOOLS EMPLOYEE HEALTH CENTER		15	7	32%	22
KRYSTAL BAY NURSING AND REHABILITATION		18	4	18%	22
GROWING TOGETHER PEDIATRICS, LLC		18	4	18%	22
ST VINCENTS PRIMARY CARE		18	4	18%	22
CANTON-POTSDAM HOSPITAL LABORATORY		22			22
STEWART MEDICAL GROUP INC			22	100%	22
FIRST CHOICE PEDIATRICS LOOP		20	2	9%	22
LAKEVIEW HEALTH CARE SYSTEMS		8	14	64%	22
APOLLO SURGERY CENTER		20	2	9%	22
ADVENT HEALTH EXPRESS		9	13	59%	22
NOVANT HEALTH		16	6	27%	22
PULSE MEDICAL GROUP INC			22	100%	22
CLINICAL PATHOLOGY LABORATORIES SOUTHEAST			21	100%	21
FLORIDA ENDOSCOPY & SURGERY CTR LLC		21			21
D W MCMILLAN MEMORIAL HOSPITAL		11	10	48%	21
ROCKLEDGE FAMILY HEALTH			21	100%	21
MINUTECLINIC, LLC #08366		16	5	24%	21
FORT SANDERS REGIONAL LABORATORY		21			21
MORNINGSIDE MANOR & VILLA ADULT CARE C		21			21
PREMIUM HEALTH SERVICES OF TAMPA BAY LLC		11	10	48%	21
CVS MINUTE CLINIC DIAGNOSTIC OF NORTH CAROL		15	6	29%	21
ARDEN COURTS OF WINTER SPRINGS		18	3	14%	21
PALMS MEDICAL GROUP - LAKE CITY WEST		3	18	86%	21
JUPITER MEDICAL CENTER PHYSICIANS GROUP, INC		19	2	10%	21
ADVENTHEALTH MEDICAL GROUP FAMILY & INTERNAL		9	12	57%	21
VIRTUA		17	4	19%	21
MIRIMUS CLINICAL LABS		10	11	52%	21
MARTHA'S HOUSE & ASSISTED LIVING FACILITY		21			21
COASTAL COMPLETE CARE		11	10	48%	21
CENTER ONE SURGERY CENTER		17	4	19%	21
UPMC CHAUTAUQUA AT WCA LABORATORY		20	1	5%	21
TIFFANY LAKE CARE CENTERS INC		21			21
CARESPOT		1	20	95%	21
NORTH PINELLAS CHILDRENS MEDICAL CENTER			21	100%	21
PHYSICIANS CARE		18	3	14%	21
GREEN GABLES ASSISTED LIVING FACILITY		21			21
SOUTH CAROLINA DEPT OF HEALTH AND ENVIRONMENT CONTROL		2	19	90%	21
GLEN COVE HOSPITAL		21			21
LONG BEACH URGENT CARE		21			21
ARCPOINT LABS OF WEST PALM BEACH			21	100%	21
DALE MEDICAL CENTER		16	5	24%	21
CLEARWATER EMPLOYEE HEALTH CLINIC		7	14	67%	21
ST JUDE CHILDRENS RESEARCH HOSPITAL		21			21
OLIVE BRANCH HEALTH AND REHABILITATION CENTER			21	100%	21
HUNTINGTON STATION URGENT CARE		20	1	5%	21
NAPHCARE, INC.		11	10	48%	21

# COVID-19: testing by laboratory

Data through Feb 13, 2021 verified as of Feb 14, 2021 at 09:25 AM

Data in this report are provisional and subject to change.

The numbers in the table below represent the number of Florida and non-Florida residents for whom test results were received by the Department of Health. A person can be tested by more than one laboratory and can have both positive and negative results. **Therefore, the sum of the numbers in each column will be larger than the total number of people tested.**

Reporting lab	Inconclusive	Negative	Positive	Percent positive	Total
CONNECTDX		6	15	71%	21
INTERNATIONAL MEDICAL LABORATORY INC		21			21
MD NOW MEDICAL CENTERS INC		1	20	95%	21
ASSISTED LIVING OF BROWARD		21			21
BUREAU OF PUBLIC HEALTH	1	2	18	86%	21
LIFE CARE CENTER OF JACKSONVILLE			21	100%	21
CARESPOT OF NOCATEE		1	19	95%	20
ISLAND LAKE CENTER		4	16	80%	20
BROOKDALE MANDARIN CENTRAL		7	13	65%	20
NASSAU COUNTY JAIL		19	1	5%	20
REDITUS LABORATORIES			20	100%	20
JEFFERSON K-12, A SOMERSET SCHOOL- CLINIC		17	3	15%	20
RAINBOW PEDIATRIC CENTER		2	18	90%	20
SOUTH CAROLINA DEPARTMENT OF HEALTH			20	100%	20
PONCE PLAZA NURSING & REHAB CENTER		4	16	80%	20
MAGNOLIA PEDIATRICS		2	18	90%	20
CONSOLIDATED LAB SERVICES		10	10	50%	20
BEST MEDICAL CENTER		11	9	45%	20
HOLLISMED LLC		19	1	5%	20
TGH MEDICAL GROUP LABORATORY CARROLLWOOD			20	100%	20
MINUTE CLINIC DIAGNOSTIC OF VIRGINIA		16	4	20%	20
GERALD J KIVETT MD		18	2	10%	20
HEALTHY MINORS, LLC.		20			20
SHORE MEMORIAL HOSPITAL		17	3	15%	20
Clearwater Center		9	11	55%	20
KIVA AT CANTERBURY, LLC		20			20
TOTTENVILLE CIRCLE URGENT CARE		20			20
ERIC C MARSHAL MD, PC DBA MINUTECLINIC		19	1	5%	20
MEDICAL EXPRESS CORP		18	2	10%	20
SENIOR LIVING IV SUN CITY LLC		14	6	30%	20
HARBOUR ISLAND PEDIATRICS		12	8	40%	20
HOWARD BEACH URGENT CARE		20			20
HALIFAX HEALTH URGENT CARE		3	17	85%	20
CL BRUMBACK PRIMARY CARE CLINIC LANTANA		2	18	90%	20
SOUTH FLORIDA DIALYSIS CENTER		8	12	60%	20
UAH STUDENT HEALTH CENTER		13	7	35%	20
ADVENT HEALTH MEDICAL GROUP- FAMILY MEDICINE AT DR. PHILIPS		15	5	25%	20
HENDRY REGIONAL CORPORATE HEALTH			20	100%	20
BAY PEDIATRICS PA		18	2	10%	20
MORRIS PARK URGENT CARE		17	3	15%	20
POINT OF CARE CLINICS PRIMARY CARE		20			20
CAPE CORAL HOSPITAL ABG LABORATORY		10	10	50%	20
ROBERT H JENKINS JR VETERANS' DOMICILIARY HOME OF		17	3	15%	20
HOLIDAY MEDICAL ASSOCIATES		1	19	95%	20
BETHESDA HEALTH PHYSICIAN GROUP INC			20	100%	20
ESTATES MEDICAL CENTER		12	8	40%	20
LAKE WORTH MANOR		19	1	5%	20



# COVID-19: testing by laboratory

Data through Feb 13, 2021 verified as of Feb 14, 2021 at 09:25 AM

Data in this report are provisional and subject to change.

The numbers in the table below represent the number of Florida and non-Florida residents for whom test results were received by the Department of Health. A person can be tested by more than one laboratory and can have both positive and negative results. **Therefore, the sum of the numbers in each column will be larger than the total number of people tested.**

Reporting lab	Inconclusive	Negative	Positive	Percent positive	Total
CIGNA PBSO WEST PALM			20	100%	20
PROFESSIONAL PARK PEDIATRICS PA			20	100%	20
ROSLYN URGENT CARE		20			20
OHIO CVS STORES, LLC DBA		17	2	11%	19
WINSHIPS PHARMACY INC		19			19
MED HEALTH SERVICES		18	1	5%	19
WELLMED AT LAKE COPELAND		13	6	32%	19
ALAN SERURE MD		19			19
ST VINCENT'S EAST		17	2	11%	19
GRAND VILLA OF ST. PETERSBURG		17	2	11%	19
BRIDGEWAY HEALTH CLINICS INC			19	100%	19
LAB INTERMARKET FACILITY LAB		1	18	95%	19
MICHELLE S PAGE MD PA		18	1	5%	19
LOVING CARE OF THE TREASURE COAST LLC	1	13	5	26%	19
INTEGRATED REGIONAL LABORATORIES - LARGO			19	100%	19
NANO HEALTH ASSOCIATES LLC		19			19
COOPER HEALTHCARE		19			19
ASURANCE SCIENTIFIC LABORATORIES		19			19
Sovereign Laboratory Services, LLC		17	2	11%	19
ROYAL PALM MEDICAL GROUP, INC		19			19
CORRECTIONAL MEDICAL GROUP		14	5	26%	19
REGENCY SQUARE MALL - SEARS		3	16	84%	19
MONROE COUNTY DETENTION CENTER			19	100%	19
PRIMECARE OF DOTHAN-DALEVILLE CLINIC		14	5	26%	19
MARATHON HEALTH FOR LIFE		16	3	16%	19
NEWYORK-PRESBYTERIAN/ LAWRENCE HOSPITAL LABORATORY		17	2	11%	19
FLORIDA COMMUNITY HEALTH CENTER OF ST. LUCIE		1	18	95%	19
NO NAME		8	11	58%	19
JACKSON NORTH MEDICAL CENTER		2	17	89%	19
ESOTERIX GENETIC LABORATORIES		16	3	16%	19
TOTAL ACCESS URGENT CARE			19	100%	19
BITTINGS APOTHECARY INC		15	4	21%	19
ROCKLAND URGENT CARE FAMILY HEALTH NP		19			19
Salerno Bay Health & Rehabilitation Center		13	6	32%	19
JUPITER MEDICAL CENTER			19	100%	19
MEDEXPRESS - BLOOMIN BRANDS		4	15	79%	19
NEW YORK PRESBYTERIAN - ALLEN HOSPITAL		19			19
CLERMONT ADVENTHEALTH CENTRA CARE		1	18	95%	19
BAYVIEW MEDICAL		19			19
ROWLETT MIDDLE ACADEMY		17	2	11%	19
SEVEN RIVERS REGIONAL MEDICAL CENTER		5	14	74%	19
GOOD SAMARITAN SOCIETY OF DAYTONA		16	3	16%	19
SONATA BOYNTON BEACH		17	2	11%	19
GUIDEWELL EMERGENCY MEDICINE DOCTORS LLC		4	15	79%	19
TEXAS DEPARTMENT OF STATE HEALTH SERVICES		3	16	84%	19
STONE WASH CLINICAL LABORATORIES		2	17	89%	19
MEDEXPRESS URGENT CARE - BLOOMINGTON		16	3	16%	19

# COVID-19: testing by laboratory

Data through Feb 13, 2021 verified as of Feb 14, 2021 at 09:25 AM

Data in this report are provisional and subject to change.

The numbers in the table below represent the number of Florida and non-Florida residents for whom test results were received by the Department of Health. A person can be tested by more than one laboratory and can have both positive and negative results. **Therefore, the sum of the numbers in each column will be larger than the total number of people tested.**

Reporting lab	Inconclusive	Negative	Positive	Percent positive	Total
ALL PEDIATRIC CARE			19	100%	19
SOLE HEALTH LLC		19			19
BAPTIST HEALTH URGENT CARE AT WEST BOCA		18			18
TIMBERLANE LODGE ALF	1	10	7	39%	18
ST JOSEPHS HOSPITAL SOUTH HOSPITAL			18	100%	18
AR ANESTHESIA LLC		17	1	6%	18
CRESTVIEW IMMEDIATE CARE LL			18	100%	18
FAMILY CARE CYPRESS CREEK		1	17	94%	18
WELLMED AT PLANT CITY		10	8	44%	18
TPCA CLINICAL LABORATORIES		15	3	17%	18
Wesley Place on Honeysuckle		16	2	11%	18
OSCEOLA ALF OPERATOR, LLC DBA□		18			18
CENTRAL FLORIDA PEDIATRIC URGENT CARE LLC		16	2	11%	18
GENTIVA HEALTH SERVICES		16	2	11%	18
SPRINGWOOD COURT		13	5	28%	18
CITRUS CARE CLINIC			18	100%	18
KIVA AT CANTERBURY		1	17	94%	18
MARION COUNTY HEALTH DEPARTMENT		17	1	6%	18
HUNT CLUB MEDICAL		13	5	28%	18
UM MILLER SCHOOL OF MEDICINE			18	100%	18
COASTAL FAMILY PRACTICE		10	8	44%	18
MOORINGS PARK OAKSTONE AT GREY OAKS		17	1	6%	18
TENNESSEE DEPARTMENT OF HEALTH		14	4	22%	18
JUST FOR KIDS PEDIATRICS		5	13	72%	18
GENERAL INTERNAL MEDICINE MEDICAL CTR CLINIC		13	5	28%	18
AURORA DIAGNOSTICS		6	12	67%	18
CENTERPLACE HEALTH		2	16	89%	18
PEDIATRIC SERVICES AND BREATHING CENTER PA		13	5	28%	18
UTAH DEPARTMENT OF HEALTH			18	100%	18
MADISON CORE LABORATORIES		17	1	6%	18
CARDIOLOGY AND MEDICINE ASSOCIATES INC		18			18
DEPT OF VA MEDICAL CENTER - BAY PINES			18	100%	18
WALGREENS COVID-19		14	4	22%	18
TOTAL RENAL LABORATORIES INC		13	5	28%	18
ENCOMPASS HEALTH REHABILITATION HOSPITAL OF SARASOTA		18			18
SOUTH NASSAU COMMUNITIES HOSPITAL		14	4	22%	18
BOZEMAN HEALTH DEACONESS HOSPITAL		13	5	28%	18
WALGREEN EASTERN CO, INC		18			18
XPRESS WELLNESS URGENT CARE			18	100%	18
ADIRONDACK MEDICAL CENTER		18			18
MINIMALLY INVASIVE VASCULAR INC		16	2	11%	18
OCEANSIDE URGENT CARE		18			18
ODYSSEY HEALTHCARE OF MARION COUNTY, LLC		17	1	6%	18
MARQUES PEDIATRICS			18	100%	18
ST. JUDES LABORATORIES		12	6	33%	18
MINUTECLINIC DIAGNOSTIC OF RHODE ISLAND, LLC #590		17	1	6%	18
MINUTECLINIC DIAGNOSTIC PA		16	2	11%	18

# COVID-19: testing by laboratory

Data through Feb 13, 2021 verified as of Feb 14, 2021 at 09:25 AM

Data in this report are provisional and subject to change.

The numbers in the table below represent the number of Florida and non-Florida residents for whom test results were received by the Department of Health. A person can be tested by more than one laboratory and can have both positive and negative results. **Therefore, the sum of the numbers in each column will be larger than the total number of people tested.**

Reporting lab	Inconclusive	Negative	Positive	Percent positive	Total
COMMONWEALTH OF MASSACHUSETTS			18	100%	18
JOSEPH SCHENKER MD PC DBA CENTERS URGENT		16	2	11%	18
MCWHORTER SCHOOL OF PHARMACY		18			18
HARTFORD HOSPITAL ANCILLARY LAB		17	1	6%	18
BAYFRONT HMA CONVENIENT CARE, LLC		2	15	88%	17
UVMC MICROBIOLOGY		16	1	6%	17
GLEN OAKS URGENT CARE		16	1	6%	17
HELIX DIAGNOSTICS			17	100%	17
COAST MED URGENT CARE		16	1	6%	17
OCALA OAKS REHABILITATION CENTER		12	5	29%	17
ORLANDO FAMILY MEDICINE		7	10	59%	17
URGENT CARE WEST CLINIC		14	3	18%	17
SUNSHINE PEDIATRICS OF CENTRAL FLORIDA PL		15	2	12%	17
GRAND VILLA OF ALTAMONTE SPRINGS		10	7	41%	17
DIEGO FALLON MD PA		6	11	65%	17
MINUTECLINIC DIAGNOSTIC OF NORTH CAROLINA PC		15	2	12%	17
Z UROLOGY		17			17
BROOKDALE ST AUGUSTINE			17	100%	17
WINTER PARK FAMILY PRACTICE LLC		17			17
INN AT LAKE SEMINOLE SQUARE, THE		17			17
JESSIE TRICE COMMUNITY HEALTH SYSTEM, INC		1	16	94%	17
BHA CENTRAL COUNTY CLINIC		1	16	94%	17
TENDER CARE ALF		17			17
MARCO DRUGS AND COMPOUNDING		13	4	24%	17
ASCENSION ST VINCENT'S PRIMARY CARE			17	100%	17
BAY BREEZE HEALTH AND REHABILITATION CENTER		9	8	47%	17
WELLINGTON FAMILY PRACTICE		13	4	24%	17
RESOLVE MOLECULAR DIAGNOSTICS		13	4	24%	17
VALLEY IMMEDIATE CARE		15	2	12%	17
BIOREFERENCE LABORATORIES INC		3	14	82%	17
PARRISH HEALTH CENTER		14	3	18%	17
NEW YORK METHODIST HOSPITAL		13	4	24%	17
CHARLOTTE CHD PORT CHARLOTTE		14	3	18%	17
CARENOW URGENT CARE-BRENTWOOD		11	6	35%	17
DIXIE COUNTY HEALTH DEPARTMENT		11	6	35%	17
ST ELIZABETH MEDICAL CENTER LABORATORY		16	1	6%	17
BAYCARE MEDICAL GROUP INC			17	100%	17
HEALTHCARE NOW			17	100%	17
BAYCARE HEALTH SYSTEMS, LLC			17	100%	17
URGENT CARE AT LONGWOOD			17	100%	17
THE CANOPY AT HARPER LAKE	1		16	94%	17
GUARDANT HEALTH		12	5	29%	17
FUNGAL REFERENCE LABORATORY		12	5	29%	17
MD PLUS URGENT CARE, LLC			17	100%	17
BARTON FAMILY PRACTICE		8	9	53%	17
ROSS MEDICAL GROUP			17	100%	17
TREASURE COAST PEDIATRICS PA		14	3	18%	17

# COVID-19: testing by laboratory

Data through Feb 13, 2021 verified as of Feb 14, 2021 at 09:25 AM

Data in this report are provisional and subject to change.

The numbers in the table below represent the number of Florida and non-Florida residents for whom test results were received by the Department of Health. A person can be tested by more than one laboratory and can have both positive and negative results. **Therefore, the sum of the numbers in each column will be larger than the total number of people tested.**

Reporting lab	Inconclusive	Negative	Positive	Percent positive	Total
MEADOWCREST FAMILY PHYSICIANS PA			17	100%	17
ADVENTHEALTH MEDICAL GROUP PULMONOLOGY		14	2	13%	16
REHAB AND HEALTHCARE CENTER OF CAPE CORAL		16			16
ALL FLORIDA FAMILY & SPORTS MEDICINE		15	1	6%	16
ADVENT HEALTH - ZEPHYRHILLS			16	100%	16
MILLENNIUM PHYSICIAN GRP LLC NAPLES PINE RIDGE			16	100%	16
CARE HERE		1	15	94%	16
MINUTECLINIC DIAGNOSTIC MEDICAL GROUP		15	1	6%	16
COLLIER COUNTY JAIL		16			16
FLUSHING HOSPITAL MEDICAL CENTER		13	3	19%	16
MINUTECLINIC DIAGNOSTIC OF LOUISIANA		15	1	6%	16
NORTHWEST FLORIDA SLEEP		1	15	94%	16
CAREHERE- LCS LEESBURG			16	100%	16
CLEVELAND CLINIC			16	100%	16
CRUCIAL CARE		10	6	38%	16
SANFORD PEDIATRIC ASSOCIATES, PA		14	2	13%	16
Citymd Of Lacey		14	2	13%	16
KESHAV RX LLC		13	3	19%	16
ST CATHERINE OF SIENA HOSPITAL		14	2	13%	16
FAST TRACK URGENT CARE CENTER - TYRONE			16	100%	16
MIRIMUS INC		1	15	94%	16
TRINITY MEDICAL ASSOCIATES LLC			16	100%	16
URGENT CARE CLINIC OF LINCOLN		14	2	13%	16
BONIFAY NURSING AND REHABILITATION CENTER			16	100%	16
MINUTECLINIC DIAGNOSTIC OF ILLINOIS L		14	2	13%	16
DARDEN WELLNESS CENTER		13	3	19%	16
MASSACHUSETTS GENERAL HOSPITAL		1	15	94%	16
REGENEXX TAMPA BAY		14	2	13%	16
ST AUGUSTINE PLANTATION		1	15	94%	16
SRMC AVALON		9	7	44%	16
STATEN ISLAND UNIVERSITY HOSPITAL		15	1	6%	16
MEDICINE AT LONGWOOD		16			16
MEDEXPRESS URGENT CARE LEWISBURG		15	1	6%	16
ROBERT WOOD JOHNSON UNIVERSITY HOSP		14	2	13%	16
PANAMA CITY VITAS HOSPICE		16			16
SHELBY BAPTIST MEDICAL CENTER		11	5	31%	16
49D2045214PHYSICIAN OFFICE-WAIVER-MEDEXPRESS URGENT CARE - HARRISONBU		7	9	56%	16
MINUTECLINIC DIAGNOSTIC OF PENNSYLVANI		16			16
PROMEDICA LABORATORIES		11	5	31%	16
MAITLAND PRIMARY CARE		9	7	44%	16
NOVANT HEALTH GOHEALTH URGENT CARE-HARRISBURG		8	8	50%	16
ALBIBI		1	15	94%	16
PRO HEALTH FAMILY PHYSICIANS, NYSTROM		16			16
MINUTE CLINIC DIAGNOSTIC OF NEW JERSEY		16			16
Lab MSMC Hialeah			16	100%	16
CLEVELAND CLINIC FLORIDA		1	15	94%	16
CARESPOT EXPRESS HEALTHCARE			16	100%	16

# COVID-19: testing by laboratory

Data through Feb 13, 2021 verified as of Feb 14, 2021 at 09:25 AM

Data in this report are provisional and subject to change.

The numbers in the table below represent the number of Florida and non-Florida residents for whom test results were received by the Department of Health. A person can be tested by more than one laboratory and can have both positive and negative results. **Therefore, the sum of the numbers in each column will be larger than the total number of people tested.**

Reporting lab	Inconclusive	Negative	Positive	Percent positive	Total
HEALTH CENTRAL HOSPITAL			16	100%	16
XERA MED RESEARCH			16	100%	16
OKEECHOBEE HEALTHCARE FACILITY			16	100%	16
JOSEPH MIGNOGNA		13	3	19%	16
FLORIDA HOSPITAL WINTER GARDEN		14	2	13%	16
STARLING AT NOCATEE			16	100%	16
INTERNAL MEDICINE ASSOCIATES & SPECIALTIES INC		15	1	6%	16
ABSOLUTE HEALTH INTERNAL MEDICINE AND PEDIATRICS		12	3	20%	15
CORE LABORATORY		1	14	93%	15
Astoria Health and Rehab		15			15
BLOUNT MEMORIAL HOSPITAL		13	2	13%	15
BAYLOR GENETICS		6	9	60%	15
MEDEXPRESS URGENT CARE, MOON TOWNSHIP		14	1	7%	15
MILTON 4707		15			15
MINUTECLINIC DIAGNOSTIC OF TN PC #378		14	1	7%	15
ST ANTHONYS PRIMARY CARE LLC/JACKSON STREET			15	100%	15
EASTLAKE PEDIATRICS - TRINITY		15			15
ENCOMPASS HEALTH REHABILITATION HOSPITAL OF PANAMA CITY		10	5	33%	15
EXPRESS FAMILY CARE LLC			15	100%	15
TELEVISIT MALABAR PEDIATRICS		5	10	67%	15
AMERICAN HEALTH ASSOCIATES INC		1	14	93%	15
FAMILY CARE CENTER OF ARLINGTON		10	5	33%	15
COLLEGE POINT URGENT CARE		13	2	13%	15
SINAI HOSPITAL OF BALTIMORE		15			15
MINUTECLINIC MINUTECLINIC #8746		14	1	7%	15
AJU GEORGE MD PA			15	100%	15
PALM BEACH GARDENS MEDICAL CENTER			15	100%	15
JOSEF SCHENKER MD PC DBA CENTERS URGENT		14	1	7%	15
WALK IN URGENT CARE			15	100%	15
BVL PEDIATRICS		14	1	7%	15
COMMUNITY HEALTH OF SOUTH FLORIDA			15	100%	15
EAR NOSE & THROAT ASSOCIATES OF MANATEE PA		15			15
TMH FSU RAPID LABORATORY		2	13	87%	15
COMMUNITY HEALTH OF SOUTH FLORIDA INC			15	100%	15
MEADOWCREST MOLECULAR DIAGNOSTICS, LLC			15	100%	15
BAPTIST MEMORIAL HEALTH CARE		13	2	13%	15
HODGES CLUSTER		2	13	87%	15
PATHLINE			15	100%	15
OCEAN REEF MEDICAL CENTER, LLC			15	100%	15
AUBURN COMMUNITY HOSPITAL		13	2	13%	15
PRATTVILLE BAPTIST HOSPITAL		12	3	20%	15
FLORIDA DEPARTMENT OF HEALTH IN HILLSBOROUGH COUNTY		1	14	93%	15
BESSENT ROAD GROUP HOME		15			15
BAYCARE MEDICAL GROUP INC			15	100%	15
ORLANDO HEALTH		2	13	87%	15
PASSPORT HEALTH ORLANDO		15			15
MINUTECLINIC, LLC, DBA MINUTECLINIC #5		12	3	20%	15



# COVID-19: testing by laboratory

Data through Feb 13, 2021 verified as of Feb 14, 2021 at 09:25 AM

Data in this report are provisional and subject to change.

The numbers in the table below represent the number of Florida and non-Florida residents for whom test results were received by the Department of Health. A person can be tested by more than one laboratory and can have both positive and negative results. **Therefore, the sum of the numbers in each column will be larger than the total number of people tested.**

Reporting lab	Inconclusive	Negative	Positive	Percent positive	Total
BOCA SIMON LAB		1	14	93%	15
ADVENT HEALTH - KISSIMMEE		5	10	67%	15
Floral Health and Rehabilitation, LLC		14	1	7%	15
DIATHERIX		13	2	13%	15
BAPTIST MEDICAL CENTER EAST		11	4	27%	15
MINUTECLINIC DIAGNOSTICS MEDICAL GROUP		14	1	7%	15
MULBERRY'S MOBILE PROVIDER SERVICES LLC		1	14	93%	15
HOLLEY-NAVARRE MEDICAL CLINIC		5	10	67%	15
ST LUCIE COUNTY JAIL		9	6	40%	15
URGENT TEAM		12	3	20%	15
CHURCH OF SCIENTOLOGY FLAG SERVICE ORGANIZATION		14	1	7%	15
SOUTHEASTERN LABORATORY			14	100%	14
AESTHETIC SURGERY CENTER OF WINTER PARK, THE		13	1	7%	14
GRACE WELLNESS CENTER		3	11	79%	14
DOCTORS MEDICAL CENTER OF WALTON COUNTY CLINIC			14	100%	14
BASSETTI & ASSOCIATES, MD, PA			14	100%	14
RIVERSIDE COTTAGES AT THE SHORES, LLC			14	100%	14
TALLAHASSEE PRIMARY CARE ASSOCIATES PA		12	2	14%	14
UC HEALTH UNIVERSITY HOSPITAL		11	3	21%	14
HUDSON VALLEY HOSPITAL CENTER LABORATORY		13	1	7%	14
CUSTEAD CARE CENTER HAVEN HOSPICE		12	2	14%	14
LAKE HOWARD HEIGHTS	1	11	2	14%	14
Consulate Health Care of Jacksonville			14	100%	14
SANDALWOOD NURSING CENTER		14			14
SONORAN DESERT PATHOLOGY ASSOCIATES			14	100%	14
SIDDH INC DBA SAN CARLOS PHARMACY		12	2	14%	14
Belleair Healthcare Center		8	6	43%	14
BAPTIST URGENT CARE		12	2	14%	14
PBSO WEST PALM FAMILY PRACTICE		1	13	93%	14
SHERMAN-ABRAMS LABORATORY INC		11	3	21%	14
ST JOSEPH HOSPITAL		13	1	7%	14
EPIPHANY HEALTH		8	6	43%	14
Terrace of Jacksonville			14	100%	14
ENT AND ALLERGY ASSOCIATES OF FLORIDA LLC		13	1	7%	14
ORLANDO CLINICAL RESEARCH CENTER		12	2	14%	14
OPIS ISLAND LAKE CENTER		13	1	7%	14
VIERA FAMILY MEDICINE AND WELLNESS		10	4	29%	14
FAMILY CARE			14	100%	14
FORT HAMILTON URGENT CARE		14			14
CALLAWAY CLINIC		9	5	36%	14
MEDEMERGE		13	1	7%	14
STATMED OCALA			14	100%	14
MI CASA DORADA ASSISTED LIVING FACILIT		14			14
BENTLEY CARE CENTER		14			14
ST CLOUD MEDICAL GROUP		12	2	14%	14
INDIANA STATE DEPARTMENT OF HEALTH		1	13	93%	14
COMMUNITY HOME HEALTH CARE		14			14

# COVID-19: testing by laboratory

Data through Feb 13, 2021 verified as of Feb 14, 2021 at 09:25 AM

Data in this report are provisional and subject to change.

The numbers in the table below represent the number of Florida and non-Florida residents for whom test results were received by the Department of Health. A person can be tested by more than one laboratory and can have both positive and negative results. **Therefore, the sum of the numbers in each column will be larger than the total number of people tested.**

Reporting lab	Inconclusive	Negative	Positive	Percent positive	Total
POLK CHD BARTOW		13	1	7%	14
BREVARD HEALTH ALLIANCE INC, THE		9	5	36%	14
Conway Lakes Health and Rehabilitation Center		14			14
MINUTE CLINIC DIAGNOSTIC OF VIRGINIA, LLC		14			14
NORTHWEST FLORIDA ENT, PA		5	9	64%	14
ARDEN COURTS OF PALM HARBOR			14	100%	14
LAKEWOOD RANCH MEDICAL CENTER CLINICAL LAB			14	100%	14
NORTHWESTERN MEMORIAL HOSPITAL			14	100%	14
ALAN L MELOTEK MD		14			14
SIGMUND LABS LLC		14			14
DAVITA DIALYSIS		4	10	71%	14
SOUTHEASTERN UNIVERSITY INC		14			14
STAT MEDICAL CLINIC III INC		9	5	36%	14
HEALTHFIRST ADVENT HEALTH CENTRA CARE COCOA BEACH			14	100%	14
OPTIONS FOR SENIORS INC DBA PALM KREST MANOR		12	2	14%	14
BENTON HOUSE OF PORT ORANGE		8	6	43%	14
LAKELAND HILLS CENTER		7	7	50%	14
The Evangelical Lutheran Good Samaritan Society		14			14
BOCA SIMON		2	12	86%	14
IN-OFFICE LAB		12	1	8%	13
BRYAN WHITFIELD MEMORIAL HOSPITAL		8	5	38%	13
BAYA URGENT CARE LLC		1	12	92%	13
ARNOT OGDEN MEDICAL CENTER LABORATORY		13			13
BROOKLYN HOSPITAL CENTER DOWNTOWN CAMPUS		13			13
PRIMARY CARE MEDICINE	1	10	2	15%	13
LUCID DIAGNOSTICS LABS			13	100%	13
VRL EUROFINs - HAWAII		13			13
EAR NOSE AND THROAT ASSOCIATES OF MANATEE, P.A.		10	3	23%	13
NORTHWEST FLORIDA COMMUNITY HOSPITAL 3RD FLOOR		12	1	8%	13
BAY COUNTY HEALTH DEPARTMENT		11	2	15%	13
MINUTECLINIC, LLC, DBA MINUTECLINIC #2544		12	1	8%	13
ORANGE REGIONAL MEDICAL CENTER LABORATORY		10	3	23%	13
VALDOSTA FAMILY MEDICINE		1	12	92%	13
MELBOURNE FAMILY PRACTICE		12	1	8%	13
MINUTECLINIC DIAGNOSTIC OF MICHIGAN PC		12	1	8%	13
MONTEFIORE ST LUKE'S CORNWALL HOSPITAL		10	3	23%	13
WEEMS MEDICAL CENTERS		9	4	31%	13
MEDEXPRESS URGENT CARE - ROBINSON TWP, STEUBENVILLE PIKE		11	2	15%	13
MINUTECLINIC DIAGNOSTIC OF TN PC #566		11	2	15%	13
DYNAMIC DNA LAB		1	12	92%	13
PRIMARY CARE WALK IN CLINIC PLLC			13	100%	13
MAINSTREET FAMILY SELECT		1	12	92%	13
CROSS CARE CENTER			13	100%	13
SHELBY COUNTY HEALTH CARE CORPORATION		10	3	23%	13
MEDEXPRESS URGENT CARE - TIMBERLAKE		12	1	8%	13
WORLD WRESTLING ENTERTAINMENT			13	100%	13
PHELPS HOSPITAL LABORATORY		11	2	15%	13

# COVID-19: testing by laboratory

Data through Feb 13, 2021 verified as of Feb 14, 2021 at 09:25 AM

Data in this report are provisional and subject to change.

The numbers in the table below represent the number of Florida and non-Florida residents for whom test results were received by the Department of Health. A person can be tested by more than one laboratory and can have both positive and negative results. **Therefore, the sum of the numbers in each column will be larger than the total number of people tested.**

Reporting lab	Inconclusive	Negative	Positive	Percent positive	Total
PREMIER LABORATORY SERVICES, LLC		5	8	62%	13
BROOKDALE DELAND			13	100%	13
TREASURE COAST URGENT CARE			13	100%	13
A AND R RESEARCH GROUP LLC		10	3	23%	13
CLINICAL LABORATORY SERVICES			13	100%	13
Sunnyside Care Center		13			13
UNIVERSITY HOSPITAL UC HEALTH		9	4	31%	13
ANYLABTESTNOW			13	100%	13
ADVENT HEALTH - WINTER HAVEN		7	6	46%	13
COMPREHENSIVE CHILDCARE ASSOCIATES		8	5	38%	13
AVALON MEDICAL WALK IN CLINIC			13	100%	13
CVS MINUTE CLINIC DIAGNOSTIC OF TEXAS LLC		10	3	23%	13
OAKMONTE VILLAGE OF DAVIE			13	100%	13
BELLEVUE HOSPITAL CENTER DEPARTMENT		13			13
ELTINGVILLE CIRCLE URGENT CARE		13			13
FORT WALTON BEACH DEVELOPMENTAL CENTER		12	1	8%	13
MINUTECLINIC DIAGNOSTIC OF TN PC #6435		13			13
LONG ISLAND JEWISH VALLEY STREAM		12	1	8%	13
ROCKLEDGE		3	10	77%	13
VILLA OF KINGS AND QUEENS OF DELRAY		13			13
UNIVERSITY LAB			13	100%	13
GLENBROOKE AT PALM BAY			13	100%	13
HARBOR CHASE OF JACKSONVILLE			13	100%	13
ST ANTHONY'S HOSP PATIENT CARE SERVICE			13	100%	13
CAREATC			13	100%	13
SOUTHEAST FAMILY HEALTHCARE CENTER			13	100%	13
Grand Villa of Clearwater		11	2	15%	13
STEINHATCHEE DRUGS		10	3	23%	13
ORCHID COVE		3	10	77%	13
GENEXPERT			13	100%	13
HORIZON MEDICAL GROUP		11	2	15%	13
INTERMOUNTAIN CENTRAL LAB		1	12	92%	13
PROHEALTH CARE ASSOCIATES MOBILE		10	3	23%	13
MINUTECLINIC DIAGNOSTIC OF TN, PC 6438		11	2	15%	13
GRAND VILLA OF NEW PORT RICHEY		7	6	46%	13
MINUTECLINIC #8699		10	3	23%	13
PARKWEST MEDICAL CENTER		11	2	15%	13
ESCAMBIA COMMUNITY CLINIC		2	11	85%	13
PULSE & REMEDY LLC			13	100%	13
FLORIDA STATE HOSPITAL			13	100%	13
LADY LAKE SPECIALTY CARE			12	100%	12
METHODIST MEDICAL CENTER		9	3	25%	12
GEORGE W FERGUSON MD-CONCIERGE MEDICAL SERVICES PL		11	1	8%	12
ACCESS HEALTH CARE PHYSICIANS LLC		4	8	67%	12
JFK MEDICAL CENTER NORTH LAB		1	11	92%	12
MERIDIAN AT WATERWAYS, THE		10	2	17%	12
BROWARD DIALYSIS			12	100%	12

# COVID-19: testing by laboratory

Data through Feb 13, 2021 verified as of Feb 14, 2021 at 09:25 AM

Data in this report are provisional and subject to change.

The numbers in the table below represent the number of Florida and non-Florida residents for whom test results were received by the Department of Health. A person can be tested by more than one laboratory and can have both positive and negative results. **Therefore, the sum of the numbers in each column will be larger than the total number of people tested.**

Reporting lab	Inconclusive	Negative	Positive	Percent positive	Total
BROOKDALE CITRUS			12	100%	12
SUWANNEE COUNTY JAIL		11	1	8%	12
FLORIDA DEPT OF HEALTH		4	8	67%	12
MI2297090CV HOLLAND-23D2189684		12			12
COLLIER COUNTY HEALTH DEPT.		7	5	42%	12
HAVEN HOSPICE			12	100%	12
THE PLAZA AT PARKSQUARE		12			12
NATIONAL GENETICS INST LABCORP		4	8	67%	12
FLORIDA PRESBYTERIAN HOMES INC		11	1	8%	12
ST VINCENT'S URGENT CARE		9	3	25%	12
Grand Villa of Deerfield Beach		10	2	17%	12
KINDRED HOSPITAL OCALA		10	2	17%	12
SOMA MEDICAL CENTER # 4		2	10	83%	12
VERITAS RESEARCH CORP			12	100%	12
APPLE DIAGNOSTICS LAB		5	7	58%	12
WACO HHSSURGEWACO	1	10	1	8%	12
CVS TN5639POCT FARRAGUT		10	2	17%	12
LIFE CARE OF PORT SAINT LUCIE		3	9	75%	12
TLC FAMILY CARE HOME INC		12			12
YORKVILLE PEDIATRIC URGENT CARE		12			12
FAMILY MEDICINE AT LONGWOOD			12	100%	12
NOVALIFE MEDSPA			12	100%	12
GNT ASSOCIATES		11	1	8%	12
WALGREEN		4	8	67%	12
ACADIAN DIAGNOSTIC LABORATORIES		8	4	33%	12
HIGHLANDS COUNTY FIRE RESCUE		12			12
NAPLES GREEN VILLAGE		12			12
CRANES VIEW LODGE			12	100%	12
IREPERTOIRE_MOL_LAB		12			12
MERCY MEDICAL CENTER		5	7	58%	12
PARROTT MEDICAL CLINIC			12	100%	12
MINUTECLINIC DIAGNOSTIC OF TN, PC 374		8	4	33%	12
SUMMIT ATLANTIC SURGERY CENTER		12			12
MIRACLE ALF INC		12			12
WOODLAND TOWERS		6	6	50%	12
STEWART MELBOURNE HOSPITAL, INC	1		11	92%	12
ADEPT INPATIENT MEDICAL SERVICES PC		12			12
SOMA MEDICAL CENTER, P.A.			12	100%	12
MORTON PLANT MEASE			12	100%	12
INNOVATIVE RESEARCH OF WEST FLORIDA		9	3	25%	12
TNC WALK IN CLINIC		9	3	25%	12
PANCARE HEALTH - WEWA ELEMENTARY			12	100%	12
MEDEXPRESS URGENT CARE-ALTOONA		10	2	17%	12
GLEN OAKS HEALTH AND REHABILITATION CENTER			12	100%	12
ORMOND MEDICAL ARTS		3	9	75%	12
ST PETER'S UNIVERSITY HOSPITAL		9	3	25%	12
BAPTIST PRIMARY CARE PONTE VEDRA		6	6	50%	12

# COVID-19: testing by laboratory

Data through Feb 13, 2021 verified as of Feb 14, 2021 at 09:25 AM

Data in this report are provisional and subject to change.

The numbers in the table below represent the number of Florida and non-Florida residents for whom test results were received by the Department of Health. A person can be tested by more than one laboratory and can have both positive and negative results. **Therefore, the sum of the numbers in each column will be larger than the total number of people tested.**

Reporting lab	Inconclusive	Negative	Positive	Percent positive	Total
MC DIAGNOSTIC OF CONNECTICUT, PC #775		11	1	8%	12
LEON CHD		12			12
FHCP-PORT ORANGE		3	9	75%	12
OHIO STATE UNIVERSITY MEDICAL CENTER			12	100%	12
LAB UNKNOWN		1	11	92%	12
ADVENTHEALTH MEDICAL GROUP CARE CLINIC AT		8	3	27%	11
MHHS All Lab Subsection		11			11
St Joseph's Hospital & Medical Center		10	1	9%	11
MAIN STREET MEDICAL CENTER OF CRESTVIEW PA		1	10	91%	11
MEDICAL CENTER AFFILIATES WEST PALM			11	100%	11
WELLMED AT SOUTH PARSONS		9	2	18%	11
BROOKDALE CROWN POINT			11	100%	11
NIGHT LITE PEDIATRICS CENTER, LLC		1	10	91%	11
INTERIM HEALTHCARE OF NORTHWEST FLORIDA INC		10	1	9%	11
PINELLAS COUNTY HEALTH DEPARTMENT		2	9	82%	11
AIM LABORATORIES			11	100%	11
CVS MINUTE CLINIC, LLC		9	2	18%	11
VIRTUA WEST JERSEY HOSPITAL VOORHEES		9	2	18%	11
Rosewood Healthcare and Rehabilitation Center		5	6	55%	11
UNIVERSITY CENTRA CARE		10	1	9%	11
ELITE HOME HEALTH SERVICES		11			11
REDMED CLINIC OF ARLINGTON		10	1	9%	11
GADSDEN REGIONAL MEDICAL CENTER		11			11
WANTAGH URGENT CARE		8	3	27%	11
TROPICANA		5	6	55%	11
WATSON HEALTHCARE		8	3	27%	11
CORNER OAK ESTATE LLC		11			11
SUMMERGATE PHARMACY		10	1	9%	11
LEHIGH VALLEY HOSPITAL		3	8	73%	11
CARE FAST MURABELLA		7	4	36%	11
Hackensack Umc Mountainside		10	1	9%	11
PRIMECARE ACQUISITION FAMILY PRACTICE INC		11			11
BOCA TOXICOLOGY LLC		9	2	18%	11
HARLEM HOSPITAL CENTER		10	1	9%	11
WEEMS MEMORIAL HOSPITAL		7	4	36%	11
SENIOR HOME CARE INC		11			11
ALCOVE ASSISTED LIVING FACILITY		11			11
EMERALD COAST PEDIATRICS			11	100%	11
St. Annes Nursing Center, St. Annes Residence, Inc.		11			11
FAMILY PRACTICE ON THE GO		6	5	45%	11
GENESIS		7	4	36%	11
OMEGA LABORATORIES		10	1	9%	11
CARLOS PORTU MD, PLLC			11	100%	11
MIDNIGHT MEDICINE			11	100%	11
WHITE-WILSON MEDICAL CENTER		11			11
ENCOMPASS HOME HEALTH OF THE SOUTHEAST LLC		11			11
ADVENTHEALTH MEDICAL GROUP PEDIATRICS AT		2	9	82%	11



# COVID-19: testing by laboratory

Data through Feb 13, 2021 verified as of Feb 14, 2021 at 09:25 AM

Data in this report are provisional and subject to change.

The numbers in the table below represent the number of Florida and non-Florida residents for whom test results were received by the Department of Health. A person can be tested by more than one laboratory and can have both positive and negative results. **Therefore, the sum of the numbers in each column will be larger than the total number of people tested.**

Reporting lab	Inconclusive	Negative	Positive	Percent positive	Total
MEDEXPRESS URGENT CARE- MARYLAND		10	1	9%	11
MEDEXPRESS URGENT CARE - SEMINOLE SQUA		10	1	9%	11
45TH 1		11			11
AVENTURA HOSPITAL AND MEDICAL CENTER			11	100%	11
BIOTECH CLINICAL LABORATORIES, INC.		1	10	91%	11
MEDI STATION			11	100%	11
SEMORAN FAMILY HEALTH LLC		10	1	9%	11
FLORIDA MEDICAL CLINIC IM MLK		9	2	18%	11
TELEVISIT PALM BAY FAMILY PRACTICE		9	2	18%	11
DMH STEINHATCHEE FAMILY MEDICINE		8	3	27%	11
DESOTO HEALTH AND REHAB LLC		7	4	36%	11
CULINARY INSTITUTE OF AMERICA STUDENT	3	8			11
CARINGTON MANOR		11			11
SURGERY CENTER OF CORAL GABLES LLC,THE		9	2	18%	11
CARENOW URGENT CARE-WEST END		7	4	36%	11
GAMMA DIAGNOSTIC LAB LLC			11	100%	11
SAMARITAN MEDICAL CENTER		11			11
MINUTECLINIC DIAGNOSTIC OF TN, PC 4992		11			11
THE TERRACE OF SAINT CLOUD		9	2	18%	11
PRIMECARE AT PORT ORANGE			11	100%	11
MOUNT DORA PEDIATRICS		9	2	18%	11
ADVENTHEALTH MEDICAL GROUP MULTISPECIALTY			11	100%	11
SARASOTA - ROBERT L TAYLOR COMMUNITY CENTER□		1	10	91%	11
WINTER PARK CARE AND REHABILITATION			11	100%	11
NORTHERN WESTCHESTER HOSPITAL LABORATORY		9	2	18%	11
MINUTECLINIC DIAGNOSTIC OF LOUISIANA,		10	1	9%	11
ILLINOIS DEPT OF PUBLIC HEALTH LAB - SPRINGFIELD			11	100%	11
PALM BEACH PATHOLOGY		9	2	18%	11
FAMILY MEDICINE AT HUNTERS CREEK		11			11
UMHC/SYLVESTER AT KENDALL		1	10	91%	11
FIRST CHOICE PEDIATRICS WINTER SPRINGS		10	1	9%	11
ADVENTIST HEALTH SYSTEM FLORIDA DEPT OF HEALTH		7	4	36%	11
NORTON HEALTHCARE			10	100%	10
CARENOW URGENT CARE - EAST NASHVILLE		8	2	20%	10
MED LABS DIAGNOSTICS		5	5	50%	10
SUPERIOR RESIDENCES OF CLERMONT		2	8	80%	10
Grand Villa of Dunedin		4	6	60%	10
FLEMING ISLAND CENTER FOR CLINICAL RESEARCH		10			10
VETERNANS ADMINISTRATION			10	100%	10
HCR MANORCARE		10			10
RED MOUNTAIN DIAGNOSTICS		10			10
PRORENATA LABS		2	8	80%	10
MEDEXPRESS URGENT CARE CHARLESTON		6	4	40%	10
MINUTECLINIC DIAGNOSTIC OF NORTH		9	1	10%	10
TENNESSEE DEPARTMENT OF HEALTH (TDH) - CENTRAL LABORATORY		2	8	80%	10
MEDEXPRESS URGENT CARE - SALEM		6	4	40%	10
LAKE NONA MEDICAL SERVICES		3	7	70%	10

# COVID-19: testing by laboratory

Data through Feb 13, 2021 verified as of Feb 14, 2021 at 09:25 AM

Data in this report are provisional and subject to change.

The numbers in the table below represent the number of Florida and non-Florida residents for whom test results were received by the Department of Health. A person can be tested by more than one laboratory and can have both positive and negative results. **Therefore, the sum of the numbers in each column will be larger than the total number of people tested.**

Reporting lab	Inconclusive	Negative	Positive	Percent positive	Total
CORONA PATHOLOGY		10			10
MORTON PLANT NORTH BAY HOSPITAL			10	100%	10
BOCA RATON REGIONAL HOSPITAL LAB			10	100%	10
VENICE GREEN VILLAGE		3	7	70%	10
PBC PREMIER FAMILY HEALTH			10	100%	10
PRIMARY CARE SPECIALISTS OF ORLANDO LLC		8	2	20%	10
CBC LAB		3	7	70%	10
MISSOURI DEPARTMENT OF HEALTH AND SENIOR SERVICES			10	100%	10
Hialeah Nursing And Rehabilitation Center		6	4	40%	10
HIGH TOWER ALF LLC		9	1	10%	10
ISLAND COAST PEDIATRICS IN-HOUSE LAB		10			10
MONTEFIORE MEDICAL CENTER LABORATORIES - WEILER		7	3	30%	10
CLINIC OF PEDIATRICS & GI MEDICINE INC			10	100%	10
ASHRAF MEDICAL GROUP PLLC DBA PULSE M		9	1	10%	10
NEW JERSEY DEPARTMENT OF HEALTH COMMUNICABLE DISEASE SERVICE		3	7	70%	10
MOSOLF PEDIATRICS			10	100%	10
HOPE HEALTHCARE		10			10
THE PALMS PHARMACY, INC		9	1	10%	10
CORNERSTONE PEDIATRICS		3	7	70%	10
LUXOR SCIENTIFIC LLC		1	9	90%	10
AMBRY GENETICS CORPORATION		10			10
CREATIVE TESTING SOLUTIONS		3	7	70%	10
OPTIMAL CARE PEDIATRICS			10	100%	10
MINUTECLINIC DIAGNOSTIC OF TN PC #320		9	1	10%	10
CONSULATE HEALTH CARE OF PENSACOLA			10	100%	10
ONEIDA HEALTHCARE CENTER		8	2	20%	10
MINUTECLINIC DIAGNOSTIC OF TN PC #6415		9	1	10%	10
NOT INDICATED		1	9	90%	10
URGENT CARE USA LLC		1	9	90%	10
APPALACHIAN REGIONAL HEALTHCARE SYSTEM		10			10
ORLANDO ORTHOPAEDIC OUTPATIENT SURGERY CENTER LLC		7	3	30%	10
MEDEXPRESS URGENT CARE-KATY		7	3	30%	10
LIFE'S SPECIAL MOMENTS INC		10			10
BROOKDALE PANAMA CITY		9	1	10%	10
MEDEXPRESS URGENT CARE - LAFAYETTE		9	1	10%	10
WELLMED AT PORT ST LUCIE WEST		6	4	40%	10
URGENT CARE CENTER AT PINNACLE		4	6	60%	10
MEDEX REGIONAL LABORATORIES LLC		1	9	90%	10
MULBERRY CARE CENTER		7	3	30%	10
ACCESS PHARMACY		10			10
JOHN W NORRIS III MD PA	1		9	90%	10
STATEN ISLAND UNIVERSITY HOSPITAL SEGUINE AVE		9	1	10%	10
DES PLAINES CLINICAL LAB		3	7	70%	10
URGENT CARE OF NEW YORK		10			10
THE VILLAGES HEALTH		5	5	50%	10
ASSOCIATES MD CYPRESS CREEK			10	100%	10
EMERALD COAST HOSPICE - CRESTVIEW		10			10

# COVID-19: testing by laboratory

Data through Feb 13, 2021 verified as of Feb 14, 2021 at 09:25 AM

Data in this report are provisional and subject to change.

The numbers in the table below represent the number of Florida and non-Florida residents for whom test results were received by the Department of Health. A person can be tested by more than one laboratory and can have both positive and negative results. **Therefore, the sum of the numbers in each column will be larger than the total number of people tested.**

Reporting lab	Inconclusive	Negative	Positive	Percent positive	Total
KIDSVILLE PEDIATRICS			10	100%	10
BROWARD HEALTH CARE			10	100%	10
NORTH OKALOOSA PHYSICIAN GROUP		10			10
BAPTIST HEALTH			10	100%	10
MEYER PEDIATRICS CHTD		10			10
NEWPATH DIAGNOSTICS		5	5	50%	10
AMERICAN HOUSE FORT MYERS		10			10
ESTATES MEDICAL CENTER INC			10	100%	10
SAVANNAH MANOR ASSISTED LIVING COMMUNITY			10	100%	10
RPC@HODGES		2	8	80%	10
PPD - IXLAYER		9	1	10%	10
PLYMOUTH HARBOR INCORPORATED		9	1	10%	10
MEDEXPRESS URGENT CARE PARKERSBURG		8	2	20%	10
Maury Regional Hospital		6	4	40%	10
MEDICAL LABORATORY DIAGNOSTICS			10	100%	10
FORT PIERCE FAMILY CARE INC		4	6	60%	10
LAKE BALDWIN CBOC		9	1	10%	10
ALABAMA DEPARTMENT OF PUBLIC HEALTH		1	9	90%	10
ADVANCED URGENT CARE CENTER			10	100%	10
PANCARE HEALTH - VERNON ELEMENTARY			10	100%	10
AZALEA HEALTH		2	8	80%	10
BLOCK NATION CHASE		4	6	60%	10
VITALANT		1	9	90%	10
VASCONCELLO COHEN MD PA		9	1	10%	10
CROSSROADS URGENT CARE, PLLC		10			10
RIVERWOOD CENTER,THE			10	100%	10
TMH PHYSICIAN PARTNERS - MONTICELLO		8	2	20%	10
CVS NC187POCT CHARLOTTE		10			10
ADVENTHEALTH MEDICAL GROUP		9	1	10%	10
BEAUMONT LABORATORY			10	100%	10
Lehigh Acres Health and Rehabilitation			10	100%	10
MOLECULAR PATHOLOGY LABORATORY			10	100%	10
Westchester General Hospital			10	100%	10
COMMUNITY HEALTH CENTER		2	8	80%	10
COVANCE CENTRAL LABORATORY			10	100%	10
FLORIDA MEDICAL CLINIC - MULTI SPECIALTY CAMPUS		2	8	80%	10
Solaris Healthcare Pensacola			9	100%	9
CARLOS F FUSTER MD PA		9			9
MINUTE CLINIC LLC #1448		8	1	11%	9
MEDEXPRESS URGENT CARE MONACA		9			9
PERSONAL PEDIATRICS PA		7	2	22%	9
MOBILE RESPONSE DIAGNOSTICS LLC		8	1	11%	9
Consulate Health Care of Brandon		7	2	22%	9
LOREY ALF		9			9
ALACHUA			9	100%	9
ACCESS HOME HEALTH OF FLORIDA LLC		9			9
LAKEVIEW HEALTH SYSTEMS			9	100%	9

# COVID-19: testing by laboratory

Data through Feb 13, 2021 verified as of Feb 14, 2021 at 09:25 AM

Data in this report are provisional and subject to change.

The numbers in the table below represent the number of Florida and non-Florida residents for whom test results were received by the Department of Health. A person can be tested by more than one laboratory and can have both positive and negative results. **Therefore, the sum of the numbers in each column will be larger than the total number of people tested.**

Reporting lab	Inconclusive	Negative	Positive	Percent positive	Total
A LILIKO'I PHARMACY LLC		9			9
MEDEXPRESS URGENT CARE - PANTOPS		8	1	11%	9
FLORIDA MENTOR		7	2	22%	9
Casa Mora Rehabilitation & Extended Care		9			9
ORANGE PARK PEDIATRIC ASSOCIATES		1	8	89%	9
OMNI			9	100%	9
MIDMICHIGAN MEDICAL CENTER			9	100%	9
MED TECH SERVICES OF PALM BEACH INC		9			9
GRAND VILLA OF PINELLAS PARK		8	1	11%	9
PRECISION GENETICS			9	100%	9
BIG BEND HOSPICE INC		9			9
VITRO MOLECULAR LABORATORIES	1		8	89%	9
HUNTINGTON URGENT CARE		8	1	11%	9
ANY LAB TEST NOW INC			9	100%	9
ROSEMONT GARDENS INC		9			9
METROPOLITAN CHARITIES INC		8	1	11%	9
CVS MINUTE CLINIC DIAGNOSTIC OF TEXAS, LLC		9			9
NATURE COAST REGIONAL MEDICAL CENTER			9	100%	9
BAYONET POINT HOSPITAL			9	100%	9
GLADES COUNTY DETENTION CENTER			9	100%	9
BAYFRONT HEALTH ST PETERSBURG		8	1	11%	9
FLORIDA MEDICAL CL ODOM TPA		4	5	56%	9
WESTCHESTER GENERAL HOSPITAL BLOOD GAS LAB			9	100%	9
CLEVELAND TENNESSEE HOSPITAL COMPANY		8	1	11%	9
GCPM MANUAL MICROBIOLOGY		1	8	89%	9
GRAND VILLA OF ENGLEWOOD		5	4	44%	9
PEDIATRIC HEALTH CARE ALLIANCE			9	100%	9
MONROE COUNTY HOSPITAL		6	3	33%	9
MAINSTREET FAMILY CARE			9	100%	9
UNIVERSITY MEDICAL CENTER		8	1	11%	9
RIVERSIDE MEDICAL GROUP		8	1	11%	9
WINDSOR OF GAINESVILLE		9			9
MINUTECLINIC, LLC #4230		8	1	11%	9
MEDEXPRESS URGENT CARE - BENTON HARBOR		9			9
MEDEXPRESS URGENT CARE - MONROE		9			9
MICHIGAN DEPARTMENT OF COMMUNITY HEALTH		1	8	89%	9
CHILDREN'S HEALTHCARE OF ATLANTA/EGLESTON		9			9
MC DIAGNOSTIC OF CONNECTICUT PC #459		9			9
CLAYMED OF NORTH FLORIDA			9	100%	9
BUENA VIDA ESTATES			9	100%	9
MIAMI BEACH MEDICAL GROUP LLC			9	100%	9
EMERGENCY MEDICAL CENTER		3	6	67%	9
FLORIDA DEPARTMENT OF HEALTH WASHINGTON COUNTY		4	5	56%	9
NIGHT OWL PEDIATRICS URGENT CARE			9	100%	9
MINUTECLINIC DIAGNOSTIC OF PA, LLC (1036)		8	1	11%	9
PATEL MEDICAL VENTURES		8	1	11%	9
Manor Care of Dunedin		6	3	33%	9

# COVID-19: testing by laboratory

Data through Feb 13, 2021 verified as of Feb 14, 2021 at 09:25 AM

Data in this report are provisional and subject to change.

The numbers in the table below represent the number of Florida and non-Florida residents for whom test results were received by the Department of Health. A person can be tested by more than one laboratory and can have both positive and negative results. **Therefore, the sum of the numbers in each column will be larger than the total number of people tested.**

Reporting lab	Inconclusive	Negative	Positive	Percent positive	Total
CVS HEALTH, #3396		9			9
CARENOW URGENT CARE-MT JULIET		8	1	11%	9
FAMILY PRACTICE OF DAVIE INC			9	100%	9
SAMARITAN HOSPITAL LABORATORY		8	1	11%	9
ESCAMBIA COUNTY JAIL DETENTION DIVISION		8	1	11%	9
RUSSELL MEDICAL CENTER		8	1	11%	9
CARROLL GARDENS URGENT CARE		9			9
MEDEXPRESS URGENT CARE - WINCHESTER GATEWAY		7	2	22%	9
COLLIER HMA PHYSICIAN MANAGEMENT, LLC		1	8	89%	9
CVS PHARMACY NO 274		9			9
HAWTHORNE INN OF LAKELAND		9			9
CVS MO8590POCT KANSAS CITY		5	4	44%	9
CVS NC3516POCT WINSTON SALEM		7	2	22%	9
NORTHSHORE UNIVERSITY HEALTHSYSTEM EVANSTON HOSPITAL LAB			9	100%	9
WILTON MANORS HEALTH & REHABILITATION CENTER			9	100%	9
RHODE ISLAND DEPARTMENT OF HEALTH			9	100%	9
Signature Healthcare of Ormond		9			9
MINUTECLINIC DIAGNOSTIC OF TEXAS		8	1	11%	9
WADSWORTH CENTER - DAVID AXELROD INSTITUTE		8	1	11%	9
RICHMOND UNIVERSITY MEDICAL CENTER		7	2	22%	9
CHILDREN'S HEALTH CENTER INC.		7	2	22%	9
HEALTH NETWORK LABORATORIES		6	3	33%	9
ADVENT HEALTH - FOUR CORNERS ER		8	1	11%	9
LAKE NONA MEDICAL SERVICE LLC		9			9
OUR HOME AT BEACON HILL			9	100%	9
URGENT CARE & FAMILY PRACTICE CENTER			9	100%	9
PALM BAY FAMILY PRACTICE		4	5	56%	9
VILLAGE PLACE HEALTH AND REHAB		9			9
ADVENTIST HEALTH SYSTEM		9			9
CHEMISYS LABORATORIES		1	8	89%	9
MINUTECLINIC DIAGNOSTIC OF NEW MEXICO		9			9
CVS MINUTE CLINIC DIAGNOSTIC PA		7	2	22%	9
PALM BAY URGENT CARE PL		1	8	89%	9
NORTHWEST FLORIDA COMMUNITY HOSPITAL LABORATORY		8	1	11%	9
MAIMONIDES MEDICAL CENTER		6	3	33%	9
UNAVAILABLE/UNKNOWN/NO INFORMATION FOUND			9	100%	9
WINDSOR WOODS REHAB & HEALTHCARE CTR		8	1	11%	9
CVS MINUTE CLINIC DIAGNOSTIC OF WISCONSIN		9			9
CVS MINUTE CLINIC DIAGNOSTIC MED GRP OF CA		9			9
MEDEXPRESS URGENT CARE - CHRISTIANBURG		7	2	22%	9
BRENNITY AT VERO BEACH, THE			9	100%	9
AVALON FAMILY RESORT ASSISTED LIVING LLC		9			9
MEDLAB ASSOCIATES LLC		9			9
IGENEX INC		9			9
HEALTH MED HOME CARE, LLC		9			9
NEMOURS CHILDREN'S PRIMARY CARE VERO BEACH			9	100%	9
WINDSOR OF SAN PABLO, THE		6	3	33%	9



# COVID-19: testing by laboratory

Data through Feb 13, 2021 verified as of Feb 14, 2021 at 09:25 AM

Data in this report are provisional and subject to change.

The numbers in the table below represent the number of Florida and non-Florida residents for whom test results were received by the Department of Health. A person can be tested by more than one laboratory and can have both positive and negative results. **Therefore, the sum of the numbers in each column will be larger than the total number of people tested.**

Reporting lab	Inconclusive	Negative	Positive	Percent positive	Total
BAYFRONT MEDICAL			9	100%	9
ROSECASTLE			9	100%	9
MAGNOLIA PEDIATRICS GROUP LLC			8	100%	8
COLLIER BLVD HMA PHYSICIAN MANAGEMENT,, LLC			8	100%	8
URGENT MEDICAL CENTER INC		2	6	75%	8
CITY OF CLEARWATER EMPLOYEE HEALTH CENTER		1	7	88%	8
ST VINCENT'S ST CLAIR		5	3	38%	8
DOH JACKSONVILLE CENTRAL LABORATORY		3	5	63%	8
ALACHUA COUNTY HEALTH DEPARTMENT		1	7	88%	8
ST JUDE LABORATORIES		6	2	25%	8
HEALTHMARK REGIONAL HOSPITAL LAB		4	4	50%	8
DR PHILLIPS MEDICAL WELLNESS CENTER		8			8
FLORIDA HEART AND VASCULAR MULTISPECIALTY GROUP		8			8
MINUTECLINIC DIAGNOSTIC OF MINNESOTA		8			8
WATERFORD AT CREEKSIDE, THE			8	100%	8
BLOOMING GARDENS OF CARE INC		8			8
FOUNTAINVIEW BY FIVE STAR QUALITY CARE		7	1	13%	8
HUNTINGTON VILLAGE URGENT CARE		8			8
MADISON COUNTY HEALTH DEPARTMENT		5	3	38%	8
CVS NC2357POCT HUNTERSVILLE		7	1	13%	8
KEY TRAINING CENTER			8	100%	8
SOMA MEDICAL CENTER, PA #4 FLORIDA MANGO			8	100%	8
West Gate Village, LLC		8			8
MINUTE CLINIC		1	7	88%	8
CIGNA ONSITE HEALTH LLC		2	6	75%	8
FHCP-ORANGE CITY			8	100%	8
MEDEXPRESS URGENT CARE, BUTLER		5	3	38%	8
DOCTOR'S IN-HOUSE LAB/COMMUNITY HEALTH CENTERS OF PINELLAS - CLEARWATE			8	100%	8
ORLANDO ORTHOPAEDIC OUTPATIENT SURGERY CENTER		5	3	38%	8
REMISE OCCUPATIONAL HEALTH SOLUTIONS INC			8	100%	8
MINUTE CLINIC DIAGNOSTIC OF SC, LLC #42		7	1	13%	8
MEDEXPRESS URGENT CARE - WASHINGTON		6	2	25%	8
VETERANS AFFAIRS MEDICAL CENTER - OUTPATIENT			8	100%	8
PASSPORT HEALTH OF TAMPA BAY		8			8
INSPIRED LIVING AT PALM BAY		7	1	13%	8
BENSONHURST URGENT CARE		8			8
ORMOND BEACH CENTRA CARE			8	100%	8
GRAND VILLA OF BOYNTON BEACH		8			8
SURGOINSVILLE PHARMACY		8			8
MINUTECLINIC DIAGNOSTIC OF TN PC #386		7	1	13%	8
CIAN DIAGNOSTICS			8	100%	8
KIMBERLY J HENDERSON MD PC		7	1	13%	8
FAST PACE MEDICAL CLINIC PLLC		6	2	25%	8
LANE PEDIATRICS PA			8	100%	8
NORTHSIDE HOSPITAL		2	6	75%	8
MID-HUDSON VALLEY DIVISION OF WESTCHESTER MEDICAL		8			8
DAVID LAWRENCE CENTER INC		7	1	13%	8

# COVID-19: testing by laboratory

Data through Feb 13, 2021 verified as of Feb 14, 2021 at 09:25 AM

Data in this report are provisional and subject to change.

The numbers in the table below represent the number of Florida and non-Florida residents for whom test results were received by the Department of Health. A person can be tested by more than one laboratory and can have both positive and negative results. **Therefore, the sum of the numbers in each column will be larger than the total number of people tested.**

Reporting lab	Inconclusive	Negative	Positive	Percent positive	Total
PUTNAM FAMILY CARE INC		3	5	63%	8
FAMILY MEDICINE OF WESTON LLC			8	100%	8
BAPTIST OUTPATIENT			8	100%	8
NITIN BAWA PROFESSIONAL ASSOCIATES			8	100%	8
WESTPAC LABS INC	1		7	88%	8
MONTEFIORE MEDICAL CENTER LABORATORIES - NORTH		8			8
AFC URGENT CARE - CEDAR GROVE		8			8
ATLANTIC CONSOLIDATED LABORATORY		8			8
HEALTHPARK MEDICAL CTR NURSING SVC		8			8
Nashville Central Laboratory		8			8
FLORIDA HOSPITAL PHYSICIAN GROUP		3	5	63%	8
SYLVESTER AT PLANTATION LABORATORY		7	1	13%	8
X-GENE MOLECULAR LABS		1	7	88%	8
GRAND VILLA OF DEL RAY WEST		7	1	13%	8
ALLINA HEALTH - ABBOTT NORTHWESTERN HOSPITAL		5	3	38%	8
ST. JOSEPH HOSPITAL AND HEALTH CARE INC.			8	100%	8
DEPARTMENT OF HEALTH- CITRUS COUNTY		1	7	88%	8
DORAL URGENT CARE			8	100%	8
INTERNAL MEDICINE AND AESTHETICS OF NAPLES LLC		8			8
ADVANCED RESEARCH FOR HEALTH IMPROVEMENT		6	2	25%	8
THOMAS JEFFERSON UNIVERSITY HOSPITAL		4	4	50%	8
THE MARY IMOGENE BASSETT HOSPITAL		8			8
CONSULATE HEALTH CARE		7	1	13%	8
INTERNAL MEDICINE ASSOCIATES OF JACKSON HOSPITAL			8	100%	8
LAKE CO SCHOOLS EMPLOYEE HEALTH & WELLNESS CENTER	1	6	1	13%	8
MEDICANA NURSING AND REHAB CENTER			8	100%	8
HOLY NAME MEDICAL CENTER	1	6	1	13%	8
GOLISANO CHILDREN'S HOSPITAL OF SOUTHWEST FLORIDA		6	2	25%	8
PHASE2 LABS	2	4	2	25%	8
Sunset Lake Health and Rehabilitation Center		8			8
OPTUM SILVER LAKES			8	100%	8
MEDEXPRESS URGENT CARE-LATROBE		8			8
BEAUMONT EMERGENCY CENTER			8	100%	8
MINUTECLINIC INCORPORATE, LLC		6	2	25%	8
MINUTECLINIC, LLC, MINUTECLINIC #7637		6	2	25%	8
CARENOW URGENT CARE-GREEN HILLS		8			8
BAPTIST PEDIATRICS		6	2	25%	8
MEDEXPRESS ELKINS		8			8
PALM BEACH CDH - DELRAY BEACH			8	100%	8
IU HEALTH PATHOLOGY		1	7	88%	8
ORLANDO HEALTH PHYSICIAN ASSOCIATES		4	4	50%	8
VITAS HEALTHCARE CORPORATION OF FL			8	100%	8
JACKSON CLINIC PA,THE		4	4	50%	8
MC DIAGNOSTIC OF CONNECTICUT, PC # 257		7	1	13%	8
GENE STREET LABORATORIES, LLC		6	2	25%	8
JOHNS HOPKINS MEDICAL LABORATORIES		1	7	88%	8
LIFE CARE CITRUS COUNTY			8	100%	8

# COVID-19: testing by laboratory

Data through Feb 13, 2021 verified as of Feb 14, 2021 at 09:25 AM

Data in this report are provisional and subject to change.

The numbers in the table below represent the number of Florida and non-Florida residents for whom test results were received by the Department of Health. A person can be tested by more than one laboratory and can have both positive and negative results. **Therefore, the sum of the numbers in each column will be larger than the total number of people tested.**

Reporting lab	Inconclusive	Negative	Positive	Percent positive	Total
BRIDGE DIAGNOSTICS			8	100%	8
EXECUTIVE MEDICAL SERVICES		8			8
LAB UNKNOW		6	2	25%	8
HARBORCHASE OF DR PHILLIPS		7	1	13%	8
CVS NY4098030POCT NEW YORK		8			8
METHODIST HOSPITAL			8	100%	8
FRUITVILLE URGENT CARE			8	100%	8
DOH-TAMPA BRANCH LABORATORY (MLK BLVD)		4	4	50%	8
FLORIDA HOSPITAL WINTER PARK		7	1	13%	8
ROBERT WOOD JOHNSON HOSPITAL		7	1	13%	8
THE WOLFF CENTER FOR CHILD & ADOLESCENT HEALTH			8	100%	8
MINUTE CLINIC LLC #5733		8			8
WHITE SANDS OUTPATIENT SERVICES (WSOP SERVICES LLC		8			8
GENEUS DIAGNOSTICS			8	100%	8
ST CHARLES HOSPITAL LABORATORY		8			8
WALK-IN MEDICAL CARE			8	100%	8
ENCOMPASS HOME HEALTH OF THE SOUTHEAST LLC		8			8
RIVERVIEW REGIONAL MEDICAL CENTER		6	2	25%	8
PINELLAS PARK FIRE DEPARTMENT		8			8
FAMILY HEALTH CENTER AT PORT ST JOHN		4	4	50%	8
VIGILINT HEALTHCARE		5	3	38%	8
GULF COAST MEDICAL GROUP		2	6	75%	8
MINUTECLINIC, LLC, DBA MINUTECLINIC #6106		6	2	25%	8
BARTON PARKER OD PC		8			8
JX REF LAB			8	100%	8
CVS MINUTE CLINIC DIAGNOSTIC		7	1	13%	8
URGENT TEAM MANAGEMENT OF TENNESSEE		7	1	13%	8
MINUTECLINIC, LLC, #4160		5	3	38%	8
ARCHBOLD MEMORIAL HOSPITAL/LAB		3	5	63%	8
LAKE CONWAY URGENT CARE LLC		2	6	75%	8
FLORIDA CLINICAL LAB		1	7	88%	8
PUTNAM COUNTY EMERGENCY RESCUE SERVICE		5	3	38%	8
MC DIAGNOSTIC OF CONNECTICUT, PC #1960		8			8
PALM BEACH COUNTY HEALTH DEPARTMENT LABORATORY			8	100%	8
ALL AMERICAN URGENT CARE			8	100%	8
PENSACOLA CLUSTER			8	100%	8
ST CLOUD PHYSICIAN MANAGMENT LLC		7	1	13%	8
DOCTOR'S IN HOUSE LAB			8	100%	8
WELLIGENT		1	7	88%	8
MEDEXPRESS URGENT CARE - SWANSEA, N ILLINOIS ST		7	1	13%	8
ST VINCENT'S CHILTON		5	2	29%	7
Parkside Villa		7			7
Thermopolis Rehabilitation Wellness		7			7
MINUTECLINIC DIAGNOSTIC OF NEW JERSEY, LLC # 7069		7			7
BROWNE MEDICAL		5	2	29%	7
GRAND VILLA OF ORMOND BEACH		5	2	29%	7
UNIVERSITY OF ILLINOIS VETERINARY DIAG		7			7

# COVID-19: testing by laboratory

Data through Feb 13, 2021 verified as of Feb 14, 2021 at 09:25 AM

Data in this report are provisional and subject to change.

The numbers in the table below represent the number of Florida and non-Florida residents for whom test results were received by the Department of Health. A person can be tested by more than one laboratory and can have both positive and negative results. **Therefore, the sum of the numbers in each column will be larger than the total number of people tested.**

Reporting lab	Inconclusive	Negative	Positive	Percent positive	Total
TRUE HEALTH DIAGNOSTICS		1	6	86%	7
MEDEXPRESS URGENT CARE - BEECH GROVE		6	1	14%	7
FHPG_EXP CARE W HILLSBOROUGH			7	100%	7
BRADENTON PHYSICIANS MEDICAL CENTER			7	100%	7
SCHOOL OF PHARMACY AND PHARMACEUTICAL		7			7
FLORIDA HOSPITAL KISSIMMEE		4	3	43%	7
MERCY HEALTH—MUSKEGON		6	1	14%	7
MINUTECLINIC DIAGNOSTIC OF RHODE ISLAND		5	2	29%	7
MINUTE CLINIC DIAGNOSTIC OF SOUTH CAROLINA		6	1	14%	7
PANCARE HEALTH - HOSFORD SCHOOL			7	100%	7
CARENOW URGENT CARE-SOUTHLAKE			7	100%	7
MEDEXPRESS URGENT CARE - HOT SPRINGS		7			7
WILDLIGHT LAB			7	100%	7
PALM POINT BEHAVIORAL HEALTH		7			7
BERRYHILL MANOR		7			7
NORTH FLORIDA MEDICAL CENTERS INC		1	6	86%	7
FLORIDA SCHOOL FOR THE DEAF AND THE BLIND			7	100%	7
MEDLABS DIAGNOSTICS		7			7
PEDIATRICS URGENT CARE, LLC			7	100%	7
NOVANT HEALTH INPATIENT CARE		2	5	71%	7
ORLANDO FAMILY PHYSICIANS			7	100%	7
KENDALL REGIONAL MEDICAL CNTR			7	100%	7
DOCTOR'S IN-HOUSE LAB/COMMUNITY HEALTH CENTERS OF PINELLAS –PINELLAS P			7	100%	7
BELLE GLADES HEALTH CLINIC			7	100%	7
ELLIS HOSPITAL LABORATORY		6	1	14%	7
NEW HAMPSHIRE DEPARTMENT OF HEALTH AND HUMAN SERVICES		3	4	57%	7
PENINSULA CARE AND REHABILITATION CENTER			7	100%	7
PBC FOUND CARE INC			7	100%	7
DOTHAN PEDIATRIC CLINIC			7	100%	7
LIZS ADULT CARE		7			7
PEDIATRICS OF CENTRAL FLORIDA		5	2	29%	7
IRL MARKET LAB			7	100%	7
ORLANDO FAMILY MEDICAL INC		7			7
Ocoee Health Care Center		7			7
MINUTECLINIC DIAGNOSTIC OF ILLINOIS LL		7			7
QUE		4	3	43%	7
LEE COMMUNITY HEALTHCARE - LEHIGH		7			7
CVS MINUTE CLINIC DIAGNOSTIC OF VIRGINIA		7			7
GRACE WELLNESS CENTER LLC		6	1	14%	7
MEDEXPRESS URGENT CARE - MAPLE DRIVE		7			7
LEE COUNTY HEALTH DEPARTMENT		4	3	43%	7
SOUTH COM HEALTH CLINIC, DEPT. OF THE ARMY		7			7
KANSAS DEPARTMENT OF HEALTH		2	5	71%	7
TRUE HEALTH		5	2	29%	7
RICH STREET GROUP HOME			7	100%	7
CARENOW URGENT CARE-DONELSON		5	2	29%	7
SOUTHEASTERN PEDIATRIC ASSOCIATES			7	100%	7

# COVID-19: testing by laboratory

Data through Feb 13, 2021 verified as of Feb 14, 2021 at 09:25 AM

Data in this report are provisional and subject to change.

The numbers in the table below represent the number of Florida and non-Florida residents for whom test results were received by the Department of Health. A person can be tested by more than one laboratory and can have both positive and negative results. **Therefore, the sum of the numbers in each column will be larger than the total number of people tested.**

Reporting lab	Inconclusive	Negative	Positive	Percent positive	Total
ALLEGRO - TAMPA	1	4	2	29%	7
CVS MINUTE CLINIC DIAGNOSTIC OF TEXAS,LLC		5	2	29%	7
BAYCARE MEDICAL GROUP		1	6	86%	7
GRAND VILLA OF LARGO		5	2	29%	7
CARE ATC - CITY OF BOYNTON BEACH		2	5	71%	7
BOCA BIOLISTICS LLC			7	100%	7
BROOKDALE LAKE ORIENTA			7	100%	7
ECLRS		2	5	71%	7
NORTHDAL REHABILITATION CENTER			7	100%	7
MINUTECLINIC DIAGNOSTIC OF TN PC #242		5	2	29%	7
SEBRING PEDIATRICS LLC			7	100%	7
HNL LAB MEDICINE		5	2	29%	7
CLEARWATER PEDIATRIC CARE		1	6	86%	7
VERMONT DEPARTMENT OF HEALTH		1	6	86%	7
FLORIDA STATE HOSPITAL CLINICAL LABORATORY		7			7
LONGWOOD PEDIATRICS LLC			7	100%	7
OPTUM PRIMARY CARE - FOUNTAIN OAKS		3	4	57%	7
PRIME MEDICAL CARE, LLC		7			7
CORAL LANDING ASSISTED LIVING		5	2	29%	7
FHMG_FM AND IM AVALON PARK		2	5	71%	7
ADVENT HEALTH APOPKA		3	4	57%	7
UF HEALTH			7	100%	7
GENTRY PARK ORLANDO ASSISTED LIVING		6	1	14%	7
DYNAMIC HEALTH CENTERS INC		3	4	57%	7
ST. CLOUD PHARMACY AND WELLNESS CENTER		3	4	57%	7
WYOMING COUNTY COMMUNITY HOSPITAL LABORATORY		7			7
OSWEGO HOSPITAL LABORATORY		6	1	14%	7
ABBAY MANOR RETIREMENT RESIDENCE INC		7			7
LEMOYNE COLLEGE WELLNESS CENTER FOR		7			7
NEMOURS CHILDREN'S HOSPITAL			7	100%	7
HOLY GARDEN ALF, INC.		7			7
JUPITER ISLAND PUBLIC SAFETY		5	2	29%	7
NEW YORK PRESBYTERIAN - LOWER MANHATTAN		7			7
SOUTH FLORIDA ENT ASSOCIATES, INC			7	100%	7
CVS CA9165POCT SAN DIEGO		7			7
ARTHREX MEDICAL CENTER EAST		4	3	43%	7
BLOOMINGDALE PEDIATRIC ASSOCIATES PA			7	100%	7
FLORIDA CANCER SPECIALISTS & RESEARCH INSTITUTE		6	1	14%	7
EL PARAISO HOME INC		7			7
OCALA FAMILY MEDICAL CENTER		7			7
OCCUPATIONAL HEALTH CENTERS OF THE SOUTHWEST PA		6	1	14%	7
HEALTH CARE LABORATORY SERVICES		1	6	86%	7
ENCOMPASS HEALTH REHABILITATION OF SEA PINES		7			7
MINUTECLINIC DIAGNOSTIC OF OKLAHOMA		5	2	29%	7
FLORIDA HOSPITAL APOPKA		6	1	14%	7
HEARTLAND PEDIATRICS OF LAKE PLACID			7	100%	7
LAWTON CHILES HEALTH CENTER		1	6	86%	7



# COVID-19: testing by laboratory

Data through Feb 13, 2021 verified as of Feb 14, 2021 at 09:25 AM

Data in this report are provisional and subject to change.

The numbers in the table below represent the number of Florida and non-Florida residents for whom test results were received by the Department of Health. A person can be tested by more than one laboratory and can have both positive and negative results. **Therefore, the sum of the numbers in each column will be larger than the total number of people tested.**

Reporting lab	Inconclusive	Negative	Positive	Percent positive	Total
DIAGNOSTIC CLINIC		6	1	14%	7
MEDICAL PAVILION CLINIC			7	100%	7
CARESOUTH HHA HOLDINGS OF TALLAHASSEE LLC		7			7
CVS PHARMACY #8800		5	2	29%	7
NORTHERN DUTCHESS HOSPITAL LABORATORY		5	2	29%	7
SONORA QUEST LABORATORIES			7	100%	7
ATMORE NURSING CENTER		6	1	14%	7
DALLAS COUNTY HEALTH AND HUMAN SERVICES			7	100%	7
LYNMOORE,THE		7			7
MEDEXPRESS URGENT CARE-DUBOIS		7			7
DOCTORS CLINICAL LABORATORY, INC		5	2	29%	7
AVON PARK PEDIATRICS			7	100%	7
CARENOW URGENT CARE-MADISON		7			7
SUPERIOR RESIDENCES AT CALA HILLS		7			7
LEPE'S HOUSE			7	100%	7
MINUTECLINIC DIAGNOSTIC OF TN PC #6363		7			7
MINUTECLINIC DIAGNOSTIC OF TN PC #5671		4	3	43%	7
PASSPORT HEALTH			7	100%	7
MIAMI BEACH MEDICAL GROUP			7	100%	7
SEA LEVEL LABS			7	100%	7
MEDEXPRESS URGENT CARE, JOHNSTOWN		6	1	14%	7
MANATEE PEDIATRICS			7	100%	7
VICTORIAN MANOR		2	5	71%	7
ST JOSEPH WOMENS HOSPITAL			7	100%	7
MIAMI COMPREHENSIVE MEDICINE GROUP PA		4	3	43%	7
RIVER OAKS TREATMENT CENTER			7	100%	7
UNIVERSITY OF WASHINGTON MEDICAL CENTER			7	100%	7
MINUTE-CLINIC DIAGNOSTIC OF VIRGINIA		6	1	14%	7
FLORIDA DIGESTIVE AND LIVER SPECIALIST		7			7
ADULT MEDICINE OF LAKE COUNTY INC			7	100%	7
ORLANDO MEDICAL CENTER PL			7	100%	7
PENN MEDICINE PRINCETON MEDICAL CENTER		6	1	14%	7
MEDEXPRESS URGENT CARE - FAYETTEVILLE		5	2	29%	7
EMBRY-RIDDLE AERONAUTICAL UNIVERSITY HEALTH			7	100%	7
MC DIAGNOSTIC OF CONNECTICUT, PC #1966		7			7
SOMA MEDICAL CENTER MD PA #7 PEDIATRICS			7	100%	7
MINUTE CLINIC LLC #5706		6	1	14%	7
JOHNS HOPKINS ALL CHILDRENS			7	100%	7
MINUTECLINIC DIAGNOSTIC OF NORTH CAROLINA, PC		6	1	14%	7
COMMUNITY MEDICAL AND DENTAL CARE INC		7			7
KEYSTONE PLACE AT NAPLES PRESERVE		4	3	43%	7
FLORIDA CENTER FOR DERMATOLOGY LABORATORY			7	100%	7
MONTEFIORE NYACK HOSPITAL AFFILIATED LABORATORY		7			7
UHEALTH UNIVERSITY OF MIAMI			7	100%	7
ILLINOIS DEPARTMENT OF PUBLIC HEALTH			7	100%	7
OKLAHOMA STATE DEPARTMENT OF HEALTH-PUBLIC HEALTH LABORATORY			7	100%	7
MEDEXPRESS URGENT CARE - IRVING		6			6

# COVID-19: testing by laboratory

Data through Feb 13, 2021 verified as of Feb 14, 2021 at 09:25 AM

Data in this report are provisional and subject to change.

The numbers in the table below represent the number of Florida and non-Florida residents for whom test results were received by the Department of Health. A person can be tested by more than one laboratory and can have both positive and negative results. **Therefore, the sum of the numbers in each column will be larger than the total number of people tested.**

Reporting lab	Inconclusive	Negative	Positive	Percent positive	Total
TERRACINA LLC		1	5	83%	6
ARLINGTON OF NAPLES		6			6
NORTHEAST ALABAMA REGIONAL MEDICAL CENTER		3	3	50%	6
Baptist Village Retirement Communities		6			6
LIFELINK TISSUE BANK D/B/A LIFELINK TISSUE BANK		6			6
MEDEXPRESS URGENT CARE - CULPEPER		6			6
PALM HARBOR DERMATOLOGY		4	2	33%	6
MINUTECLINIC DIAGNOSTIC OF NORTH CAROLINA PC #5341		4	2	33%	6
THE PALMS REHABILITATION AND HEALTHCARE CENTER		5	1	17%	6
SOMA MEDICAL CENTER PA #4			6	100%	6
MINUTECLINIC DIAGNOSTIC OF NEW JERSEY,		5	1	17%	6
CRESTWOOD MEDICAL CENTER		4	2	33%	6
NORTH FLORIDA PEDIATRICS JASPER			6	100%	6
PROHEALTH MED		1	5	83%	6
DEPARTMENT OF HEALTH AND HUMAN SERVICES STATE OF NEW HAMPSHIRE			6	100%	6
INTERNAL MEDICINE LIPID AND WELNNESS PRACTICE			6	100%	6
Avalon Healthcare and Rehabilitation Center			6	100%	6
BETH ISRAEL DEACONESS MEDICAL CENTER			6	100%	6
ST VINCENTS AMBULATORY CARE INC DBA		3	3	50%	6
TIMBER CREEK PEDIATRICS		6			6
UNILAB OF DADE INC			6	100%	6
FRESENIUS KIDNEY CARE DUNEDIN			6	100%	6
EXPRESS CARE OF TAMPA BAY LLC		2	4	67%	6
LOUISIANA DEPT OF HEALTH			6	100%	6
SOUTHEASTERN DERMATOLOGY GROUP PA		5	1	17%	6
MIAMI BEACH COMMUNITY HEALTH CENTER INC			6	100%	6
BAYCARE ALLIANT HOSPITAL			6	100%	6
PATHGROUP LABS, LLC		4	2	33%	6
FLORIDA MEDICAL SPECIALISTS		2	4	67%	6
Florida Clinical Laboratory		1	5	83%	6
CVS MINUTE CLINIC DIAGNOSTIC MED GRP OF SAN		4	2	33%	6
MINUTECLINIC, LLC #05038		6			6
JERSEY SHORE MEDICAL CENTER		6			6
GENETIC TECHNOLOGICAL INNOVATIONS			6	100%	6
NASCAR EVENT MANAGEMENT, LLC		6			6
STPET		4	2	33%	6
ENIGMA DIAGNOSTIC, INC.			6	100%	6
CAREWELL 301 - WARWICK			6	100%	6
MINUTE CLINIC LLC #2775		6			6
OAK HARBOR ASSISTED LIVING FACILITY		4	2	33%	6
AVANTE AT ORMOND BEACH INC			6	100%	6
FIRST COAST CARDIOVASCULAR INSTITUTE PA			6	100%	6
MEDEXPRESS URGENT CARE - STATE COLLEGE		5	1	17%	6
VIBRANT AMERICA		4	2	33%	6
DOCTORS EXPRESS OF ST PETERSBURG			6	100%	6
CURATIVE CARE CENTER INC		1	5	83%	6
FAMILY MEDICINE MEDICAL DRIVE		6			6

# COVID-19: testing by laboratory

Data through Feb 13, 2021 verified as of Feb 14, 2021 at 09:25 AM

Data in this report are provisional and subject to change.

The numbers in the table below represent the number of Florida and non-Florida residents for whom test results were received by the Department of Health. A person can be tested by more than one laboratory and can have both positive and negative results. **Therefore, the sum of the numbers in each column will be larger than the total number of people tested.**

Reporting lab	Inconclusive	Negative	Positive	Percent positive	Total
PR HEALTH		1	5	83%	6
MEDEXPRESS URGENT CARE - STAUNTON		2	4	67%	6
EDWARD S BENNETT MD PLLC		6			6
THE VILLAGES REGIONAL HOSPITAL FREESTANDING		3	3	50%	6
PENSACOLA PEDIATRICS MILTON			6	100%	6
HUNTERS CREEK PEDIATRICS		6			6
CVS NC4165POCT BREVARD		4	2	33%	6
SUFFRIDGE DRIVE GROUP HOME		6			6
PANCARE HEALTH - KATE SMITH ELEMENTARY		1	5	83%	6
XPRESS URGENT CARE LLC		6			6
BAYSHORE POINTE NURSING AND REHAB CENTER			6	100%	6
MINUTECLINIC, LLC #1586		4	2	33%	6
UT MEMPHIS UNIVERSITY HEALTH SERVICES			6	100%	6
MINUTECLINIC, LLC #244		5	1	17%	6
CVS MINUTE CLINIC DIAGNOSTIC OF NEW JERSEY		6			6
MINUTE CLINIC DIAGNOSTIC OF PENNSYLVANIA		6			6
THE WINDSOR OF OCALA		2	4	67%	6
DR. PHILLIPS MEDICAL WELLNESS CENTER		3	3	50%	6
ATLANTIC COMMUNITY HIGH SCHOOL		5	1	17%	6
CITY OF CAPE CORAL		5	1	17%	6
BROOKDALE CLERMONT			6	100%	6
BROWARD COUNTY HEALTH DEPT.			6	100%	6
FAMILY CARE MEDICAL CENTER			6	100%	6
MERCY COLLEGE HEALTH OFFICE		6			6
CITIZENS BAPTIST MEDICAL CENTERS LAB		5	1	17%	6
LAKEVIEW TERRACE HOME HEALTH SERVICES LLC			6	100%	6
MINUTE-CLINIC DIAGNOSTIC OF VIRGINIA, LLC #2003		5	1	17%	6
MEDEXPRESS URGENT CARE - RICHMOND, NINE MILE RD		5	1	17%	6
MINUTECLINIC #2860		4	2	33%	6
AMERICAN EAGLE LEESBURG AL LLC DBA VISTA LAKE			6	100%	6
ASCENSION ST VINCENT'S CLAY COUNTY			6	100%	6
MINUTE CLINIC LLC #4017		6			6
CAN COMMUNITY HEALTH, INC		6			6
PUBLIC HEALTH LAB		6			6
TAMIAMI LAB MILLENIUM			6	100%	6
FLORIDA PREMIER MEDICAL CARE PA			6	100%	6
UNILAB		2	4	67%	6
Fouraker Hills Rehab and Nursing			6	100%	6
ACCENTCARE		6			6
BOCA VIPEDIATRICS			6	100%	6
VITAS HEALTH INC			6	100%	6
CAPE CORAL URGENT CARE		3	3	50%	6
SV DIAGNOSTIC LAB			6	100%	6
ST LUKES ROOSEVELT LABORATORY		6			6
PARTNERS PHARMACY OF FLORIDA LLC		6			6
MEDEXPRESS URGENT CARE-PITTSFIELD		6			6
CDRX INFUSION			6	100%	6

# COVID-19: testing by laboratory

Data through Feb 13, 2021 verified as of Feb 14, 2021 at 09:25 AM

Data in this report are provisional and subject to change.

The numbers in the table below represent the number of Florida and non-Florida residents for whom test results were received by the Department of Health. A person can be tested by more than one laboratory and can have both positive and negative results. **Therefore, the sum of the numbers in each column will be larger than the total number of people tested.**

Reporting lab	Inconclusive	Negative	Positive	Percent positive	Total
MINUTECLINIC DIAGNOSTIC OF GEORGIA, LL		5	1	17%	6
URGENT TEAM - HUNTSVILLE		5	1	17%	6
SAINT PETER'S UNIVERSITY HOSPITAL		6			6
MEDEXPRESS URGENT CARE - MIDLOTHIAN		6			6
NEMOURS CHILDREN'S URGENT			6	100%	6
CITY OF NAPLES FIRE RESCUE		5	1	17%	6
MEDEXPRESS URGENT CARE-PETERS TWP		5	1	17%	6
AMERICAN HEALTH ASSOC. LABORATORY SOUTH		4	2	33%	6
RAYMOND BASRI MD		6			6
RIVER CITY PRIMARY AND URGENT CARE			6	100%	6
NORTHSIDE HOSPITAL ATLANTA		3	3	50%	6
MIAMI RESCUE MISSION CLINIC INC			6	100%	6
AARK LABORATORY		6			6
ETHOS LABORATORIES		6			6
FLORIDA WOMAN CARE LABORATORY			6	100%	6
MINUTECLINIC DIAGNOSTIC OF VIRGINIA		6			6
CVS TN5601POCT LENOIR CITY		6			6
MINUTE CLINIC INCORPORTE		6			6
CONCENTRA			6	100%	6
DELIVER MY MEDS CORP		6			6
CVS MINUTE CLINIC DIAGNOSTIC OF TN #6044		6			6
CVS MINUTE CLINIC DIAGNOSTIC PA #3060		5	1	17%	6
WATAUGA MEDICAL CENTER		4	2	33%	6
SANDGATE GARDENS REHAB & NURSING CENTER		3	3	50%	6
PALMETTO HEALTH ALLIANCE		3	3	50%	6
MC DIAGNOSTIC OF CONNECTICUT , PC # 3		4	2	33%	6
THE CLINIC PREMISE HEALTH			6	100%	6
CVS NC5591POCT STATESVILLE		5	1	17%	6
CVA MINUTE CLINIC DIAGNOSTIC OF VIRGINIA, LLC		6			6
NYU WINTHROP HOSPITAL PATHOLOGY		6			6
MEDEXPRESS URGENT CARE - BATTLE CREEK		4	2	33%	6
MEDEXPRESS URGENT CARE - TARENTUM		5	1	17%	6
DOTHAN WEST FAMILY MEDICINE		4	2	33%	6
JOHN T MATHER MEMORIAL HOSPITAL LABORATORY		5	1	17%	6
GRACE REHABILITATION CENTER OF VERO BEACH		4	2	33%	6
Northwell Lab		2	4	67%	6
PACIFICA SUNRISE☐			6	100%	6
TAMPA URGENT CARE			6	100%	6
MINUTECLINIC DIAGNOSTICS OF IND, LLC		6			6
CAPITAL HEALTH PLAN LABORATORIES			6	100%	6
MEDICAL CENTER AT OCEAN REEF		1	5	83%	6
MINUTECLINIC LLC (1435)		6			6
MEDEXPRESS URGENT CARE - HUNTINGTON WE		6			6
CITYMD		1	5	83%	6
INTEGRATED FAMILY MEDICAL CENTER			6	100%	6
LONG ISLAND JEWISH FOREST HILLS HOSPITAL		6			6
GLEN FALLS HOSPITAL DEPARTMENT OF PATHOLOGY		6			6

# COVID-19: testing by laboratory

Data through Feb 13, 2021 verified as of Feb 14, 2021 at 09:25 AM

Data in this report are provisional and subject to change.

The numbers in the table below represent the number of Florida and non-Florida residents for whom test results were received by the Department of Health. A person can be tested by more than one laboratory and can have both positive and negative results. **Therefore, the sum of the numbers in each column will be larger than the total number of people tested.**

Reporting lab	Inconclusive	Negative	Positive	Percent positive	Total
MEDEXPRESS URGENT CARE - ELM GROVE		5	1	17%	6
ANYLABTEST NOW			6	100%	6
LUMADOC HEALTH		4	2	33%	6
MINUTECLINIC DIAGNOSTIC OF SC, LLC #2		5	1	17%	6
CAMELLIA AT DEERWOOD		2	4	67%	6
BROWARD TRANSITIONAL CENTER			6	100%	6
CHILDREN'S HOSPITAL OF PHILADELPHIA		5	1	17%	6
MEDEXPRESS URGENT CARE - MT LEBANON		4	2	33%	6
URGENT TEAM - MUSCLE SHOALS		6			6
CAPRONA GROUP HOME			6	100%	6
Centrastate Medical Center		5	1	17%	6
HOLLY HILL HOME INFUSION SERVICE		5	1	17%	6
MARSHALL MEDICAL CENTER SOUTH LAB		5	1	17%	6
TEXAS MEDCLINIC			6	100%	6
LISTENING DOCTOR PLLC, THE		1	5	83%	6
ENTRUST IMMEDIATE CARE			6	100%	6
PLEASANTVILLE OF SEBASTIAN LLC			6	100%	6
MINUTECLINIC MINUTECLINIC #8505		4	2	33%	6
QUICK CARE MED WALK IN AND URGENT CARE			6	100%	6
COLUMBIA MEMORIAL HOSPITAL		6			6
SIMEDHEALTH LLC		2	4	67%	6
WIREGRASS MEDICAL CENTER			6	100%	6
YAZJI PEDIATRIC CARE LLC DBA TUKA PEDIATRICS			6	100%	6
PRESBYTERIAN HOME		6			6
ORLANDO ORTHOPAEDIC CENTER		4	1	20%	5
PALM GARDEN OF SUN CITY			5	100%	5
INTERNAL MEDICINE & PRIMARY CARE ASSOCIATES, PLC			5	100%	5
PRECISION DIAGNOSTICS INC - NJ		5			5
Rio Pinar Health Care			5	100%	5
OMNICARE PHARMACY OFTEXAS 1, LP DBA OMNICARE		5			5
SOUTH FLORIDA BAPTIST HOSPITAL			5	100%	5
FLORIDA HOSPITAL LAKE MARY		5			5
FLORIDA CLINICAL LABORATORY - BIOREFERENCE LABORATORIES		2	3	60%	5
MINUTE CLINIC LLC #10203		5			5
Life Care Center of Estero			5	100%	5
PIEDMONT HOSPITAL LAB			5	100%	5
CVS MINUTE CLINIC DIAG OF IND LLC #5206		4	1	20%	5
WHITE WILSON MEDICAL CENTER - FWB		1	4	80%	5
NU WAVE MEDICAL CENTER			5	100%	5
MINUTECLINIC DIAGNOSTIC OF TN PC #643		3	2	40%	5
MEDEXPRESS URGENT CARE - CLARKSBURG		5			5
FAMILY TREE PRIMARY CARE		4	1	20%	5
PHYSICIANS REGIONAL MEDICAL CTR - COLLIER BLVD			5	100%	5
HILLSBOROUGH COUNTY HEALTH DEPARTMENT			5	100%	5
MEDEXPRESS URGENT CARE-MUNCIE		5			5
MEDEXPRESS URGENT CARE PORT HURON		4	1	20%	5
MINUTECLINIC DIAGNOSTIC OF TN PC #442		4	1	20%	5



# COVID-19: testing by laboratory

Data through Feb 13, 2021 verified as of Feb 14, 2021 at 09:25 AM

Data in this report are provisional and subject to change.

The numbers in the table below represent the number of Florida and non-Florida residents for whom test results were received by the Department of Health. A person can be tested by more than one laboratory and can have both positive and negative results. **Therefore, the sum of the numbers in each column will be larger than the total number of people tested.**

Reporting lab	Inconclusive	Negative	Positive	Percent positive	Total
EXPRESS TEST			5	100%	5
TANNER MEDICAL CENTER EAST AL		5			5
GOOD SAMARITAN MEDICAL CENTER			5	100%	5
PUTNAM HOSPITAL CENTER LABORATORY		5			5
MINUTECLINIC, LLC #1492		5			5
INDIAN RIVER PRIMARY CARE PA		5			5
FLAGLER HEALTH SERVICES INC			5	100%	5
PM PEDIATRICS OF BAYSIDE PLLC		5			5
RIVERVIEW ALF OPERATOR LLC			5	100%	5
TULLAHOMA HMA, LLC		4	1	20%	5
MAXCARE CLINIC			5	100%	5
MEDICAL CENTER OF BLOUNTSTOWN			5	100%	5
MEDEXPRESS URGENT CARE - GLENDALE		5			5
WESTMINSTER SHORES			5	100%	5
UF HEALTH PATHOLOGY LABORATORIES			5	100%	5
NORTH PINELLAS CHILDRENS MEDICAL CENTER INC			5	100%	5
CARL R DARNALL ARMY MEDICAL CENTER			5	100%	5
EASTCHESTER PEDIATRIC MEDICAL GROUP		5			5
HELIX KH UC			5	100%	5
XRL SXF REF LAB		5			5
HENDRY REGIONAL CONVENIENT CARE CENTER			5	100%	5
MINUTECLINIC, LLC #03965		5			5
COLUMBIA MEMORIAL HOSPITAL LABORATORY		5			5
CHAMPLAIN VALLEY PHYSICIANS HOSPITAL		3	2	40%	5
CLEVELAND CLINIC MARTIN HEALTH NURSING & RESTORATIVE		5			5
UCF STUDENT HEALTH SERVICES LABORATORY		2	3	60%	5
UNIVERSITY OF MIAMI MILLER SCHOOL OF MEDICINE			5	100%	5
URGENT TEAM - NASHVILLE		5			5
MINUTE CLINIC DIAGNOSTIC OF TEXAS, LLC		5			5
VAIL VALLEY MEDICAL CENTER			5	100%	5
JS HEALTHCARE INC		5			5
FLORIDA PRIMARY & SPECIALTY CARE		5			5
WILSON PEDIATRICS			5	100%	5
PEDIATRIC URGENT HEALTH CARE			5	100%	5
WAKEMED		1	4	80%	5
JACKSON SOUTH COMMUNITY HOSPITAL LAB			5	100%	5
MINUTECLINIC DIAGNOSTIC OF NEVADA #87		3	2	40%	5
PANCARE HEALTH - ALTHA PUBLIC			5	100%	5
Army Residence Community		5			5
ALPHADERA LABS, LLC			5	100%	5
DANIEL M LIBBY MD PLLC		5			5
MD NOW MEDICAL CENTER			5	100%	5
SIGNATURE URGENT CARE			5	100%	5
CONCENTRA URGENT CARE		1	4	80%	5
TERENCE B MITCHELL MD, INC		1	4	80%	5
CLAY PRIMARY & FAMILY CARE LLC			5	100%	5
NORTH DADE NURSING AND REHABILITATION CENTER			5	100%	5

# COVID-19: testing by laboratory

Data through Feb 13, 2021 verified as of Feb 14, 2021 at 09:25 AM

Data in this report are provisional and subject to change.

The numbers in the table below represent the number of Florida and non-Florida residents for whom test results were received by the Department of Health. A person can be tested by more than one laboratory and can have both positive and negative results. **Therefore, the sum of the numbers in each column will be larger than the total number of people tested.**

Reporting lab	Inconclusive	Negative	Positive	Percent positive	Total
MINUTECLINIC, LLC #03268		4	1	20%	5
PEDIATRICS OF CENTRAL FLORIDA – POINCIANA		3	2	40%	5
LAKE MARY HEALTH AND REHABILITATION CENTER		1	4	80%	5
INNOVATIVE COVID-DIVERSEY			5	100%	5
HAVEN HOSPICE IN CHIEFLAND			5	100%	5
OCHSNER MEDICAL CENTER			5	100%	5
DOCS URGENT CARE		1	4	80%	5
MD NOW MEDICAL CENTER INC			5	100%	5
MEDEXPRESS URGENT CARE - BLUEFIELD		4	1	20%	5
MINUTECLINIC MINUTECLINIC #4977		3	2	40%	5
HEALTH AND WELLNESS CENTER			5	100%	5
GULF COAST PEDIATRICS OF SARASOTA PA		1	4	80%	5
MINUTECLINIC DIAGNOSTIC OF PENNSYLVANIA, LLD #1545		5			5
KEYSTONE REHABILITATION AND HEALTH CENTER		1	4	80%	5
AUGUSTA HEALTH			5	100%	5
CVS MINUTE CLINIC, LLC #22		4	1	20%	5
SOUTH FLORIDA FAMILY HEALTH & RESEARCH CTR			5	100%	5
MINUTE CLINIC DIAGNOSTIC OF TN PC #64		5			5
MINUTECLINIC DIAG OF IND, LLC #2387		5			5
WHEELER LABORATORY		4	1	20%	5
STATCARE URGENT & WALK IN MEDICAL CARE		3	2	40%	5
ADVICE FOR OPTIMAL WELLNESS		2	3	60%	5
CENTREX CLINICAL LABS INC		5			5
AMERICAN MEDICAL RESPONSE - DENVER		2	3	60%	5
COVID RAPID LABS			5	100%	5
NORTHPORT MEDICAL CENTER LAB		5			5
PEACHTREE IMMEDIATE CARE			5	100%	5
ST JOHNS BIOMEDICAL LAB		5			5
MANATEE COUNTY JAIL		4	1	20%	5
ADVENTHEALTH CAR CENTER APOPKA			5	100%	5
DIAGNOSTECHS		4	1	20%	5
Enterprise Health and Rehabilitation Center		5			5
NOVANT HEALTH UVA		2	3	60%	5
UPMC HEALTH SYSTEM		4	1	20%	5
NIGHT LITE PEDIATRICS CENTER		1	4	80%	5
UW MEDICINE VIROLOGY LAB			5	100%	5
MINUTE CLINIC DIAGNOSTIC OF MICHIGAN PC		5			5
CVS SC7556POCT WEST COLUMBIA		5			5
PM PEDIATRICS OF SELDEN		3	2	40%	5
OPTUMCARE FLORIDA, LLC		3	2	40%	5
WOODHULL MEDICAL AND MENTAL HEALTH CTR		5			5
EGL GENETICS DIAGNOSTICS			5	100%	5
SOMA MEDICAL CENTER PA			5	100%	5
UNIVERSITY OF MIAMI / SCCC RESEARCH LABORATORY			5	100%	5
WEST PACIFIC MEDICAL LABORATORY			5	100%	5
MINUTE CLINIC, LLC #1434		5			5
GUTHRIE MEDICAL GROUP LABORATORIES		5			5

# COVID-19: testing by laboratory

Data through Feb 13, 2021 verified as of Feb 14, 2021 at 09:25 AM

Data in this report are provisional and subject to change.

The numbers in the table below represent the number of Florida and non-Florida residents for whom test results were received by the Department of Health. A person can be tested by more than one laboratory and can have both positive and negative results. **Therefore, the sum of the numbers in each column will be larger than the total number of people tested.**

Reporting lab	Inconclusive	Negative	Positive	Percent positive	Total
MAXHEALTH		4	1	20%	5
REHABILITATION CENTER AT JUPITER GARDENS		5			5
NELSON BIOLOGICAL			5	100%	5
FHPG FAMILY MEDICAL CENTER OF TAMPA BAY		1	4	80%	5
MOUNT SINAI BROOKLYN LABORATORY		4	1	20%	5
UNIVERSITY OF MIAMI MILLER SCHOOL			5	100%	5
CVS IN6654POCT INDIANAPOLIS		4	1	20%	5
BAYSHORE LABORATORY		4	1	20%	5
Kennedy University Hospital		5			5
CVS NATIONAL HARBOR MD2297714CV		5			5
PINECREST PEDIATRICS GROUP LLC			5	100%	5
DIXIE COUNTY EMERGENCY SERVICES			5	100%	5
JOE DIMAGGIO CHILDREN'S HOSPITAL		1	4	80%	5
BOROPARK URGENT CARE		4	1	20%	5
MEDEXPRESS - COLLINSVILLE BELT LINE		3	2	40%	5
CVS NJ617POCT CEDAR GROVE		5			5
GRAND VILLA OF PALM COAST		5			5
LEE MEMORIAL HEALTH SYSTEM		2	3	60%	5
MINUTECLINIC, LLC, DBA MINUTECLINIC #2		5			5
BROOKDALE NEW PORT RICHEY			5	100%	5
MINUTECLINIC DIAGNOSTIC MED GRP OF CA		4	1	20%	5
INFECTION CONTROL/ EMPHEALTH		3	2	40%	5
MINUTECLINIC DIAG OF IND LLC #6998		4	1	20%	5
MEDEXPRESS URGENT CARE MURRYSVILLE		3	2	40%	5
BEACH HOUSE		5			5
PHYSICIANS IMMEDIATE CARE ELGIN			5	100%	5
KETTERING HEALTH			5	100%	5
AHF PUBLIC HEALTH LABORATORY			5	100%	5
ELITE MD GROUP INC		1	4	80%	5
PRECISION LABS LLC		2	3	60%	5
THE UNIVERSITY OF VERMONT MEDICAL CENTER		4	1	20%	5
EP LTC PHARMACY		4	1	20%	5
ST CLOUD COMPOUNDING PHARMACY & WELLNESS CENTER		5			5
SUTTER TRACY COMMUNITY HOSPITAL			5	100%	5
Walker BaptistMedCtr		4	1	20%	5
DICKSON MEDICAL ASSOCIATES PC PATH LAB		4	1	20%	5
APEX HOME HEALTH CARE		4	1	20%	5
LPG PEDIATRICS AT CAPE CORAL		5			5
CAREHERE LCS- EUSTIS			5	100%	5
PATIENT FIRST - LEESBURG			5	100%	5
GREENVILLE MEMORIAL HOSPITAL LAB			5	100%	5
RELIANT IMMUNE DIAGNOSTICS			5	100%	5
MINUTECLINIC DIAGNOSTIC OF OHIO #7790		3	2	40%	5
LIVING WATERS MEDICAL CENTER			5	100%	5
RUSH UNIVERSITY MEDICAL CENTER LABORATORY			5	100%	5
MEDEXPRESS URGENT CARE - BECKLEY CROSS		4	1	20%	5
FINLAY		1	4	80%	5

# COVID-19: testing by laboratory

Data through Feb 13, 2021 verified as of Feb 14, 2021 at 09:25 AM

Data in this report are provisional and subject to change.

The numbers in the table below represent the number of Florida and non-Florida residents for whom test results were received by the Department of Health. A person can be tested by more than one laboratory and can have both positive and negative results. **Therefore, the sum of the numbers in each column will be larger than the total number of people tested.**

Reporting lab	Inconclusive	Negative	Positive	Percent positive	Total
FLORIDA DEPARTMENT OF HEALTH - INVERNESS		3	2	40%	5
BETHESDA COMMUNITY HEALTH CENTER			5	100%	5
LEWIS COUNTY MANOR		5			5
NOVADX		2	3	60%	5
QUINTON MEMORIAL HEALTH CARE CENTER		5			5
MEDEXPRESS URGENT CARE - WILLIAMSPORT		4	1	20%	5
COMMONS AT ORLANDO LUTHERAN TOWERS SNF			5	100%	5
FLORIDA DEPARTMENT OF HEALTH IN SARASOTA COUNTY		5			5
BAPTIST HEALTH - TOWN CENTER			5	100%	5
PREMIER FAMILY HEALTH PA			5	100%	5
BROWNE MEDICAL LLC		3	2	40%	5
ADVANCED URGENT CARE OF MARATHON		1	4	80%	5
PEDIATRICS OF ALTAMONTE		5			5
UCARE			5	100%	5
DISCOVERY VILLAGE AT STUART		2	3	60%	5
TANVIR H SHAGAR NP		5			5
ST. PETERSBURG PEDIATRICS			5	100%	5
CVS HEALTH MINUTE CLINIC		1	4	80%	5
OCCMED SOLUTIONS		2	3	60%	5
MINUTECLINIC DIAGNOSTIC OF ILLINOIS		4	1	20%	5
COPELAND MEDICAL CLINIC		3	2	40%	5
MINUTECLINIC DIAGNOSTIC OF SC, LLC #7		3	2	40%	5
MEDEXPRESS URGENT CARE MORGANTOWN		5			5
URGENT CARE OF ERWIN		5			5
GULF COAST VETERANS HCS PANAMA CITY OPC		5			5
OHIO DEPARTMENT OF HEALTH			5	100%	5
MINUTE CLINIC DIAGNOSTIC OF NORTH CAROLINA		5			5
UNIVERSITY OF CHICAGO MEDICAL CENTER LAB			5	100%	5
MIAMI MEDICAL CONSULTANT PA			5	100%	5
PHYSICIANS URGENT CARE BERRY FARMS		4	1	20%	5
VIERA PEDIATRICS		1	4	80%	5
APOLLO GARDENS RETIREMENT RESIDENCE CARE		5			5
MEDEXPRESS URGENT CARE-NESHANNOCK TWP		4	1	20%	5
SUMTER COUNTY HEALTH DEPARTMENT			5	100%	5
NORTH SHORE HEMATOLOGY-ONCOLOGY ASSOCIATES, PC		5			5
ADVENTHEALTH MEDICAL GROUP PEDIATRIC & ADOLESCENT		4	1	20%	5
EAST BANK HOSPITAL - UNIVERSITY OF MINNESOTA MEDICAL CENTER			5	100%	5
MIAMI CANCER INSTITUTE			5	100%	5
URGENT MED INC		3	2	40%	5
LAKE NONA PEDIATRICS IN ASSOCIATION WITH NEMOURS		5			5
COOPER HOSPITAL/UNIVERSITY MEDICAL		5			5
SHEEPSHEAD BAY URGENT CARE		5			5
AEL KNOXVILLE			5	100%	5
SOUTHERN OCEAN MEDICAL CENTER		5			5
PHYSICIANS FOR CHILDREN			5	100%	5
MINUTE-CLINIC DIAGNOSTIC OF VIRGINIA, LLC #794		5			5
CYPRESS CREEK MEDICAL CENTER			5	100%	5

# COVID-19: testing by laboratory

Data through Feb 13, 2021 verified as of Feb 14, 2021 at 09:25 AM

Data in this report are provisional and subject to change.

The numbers in the table below represent the number of Florida and non-Florida residents for whom test results were received by the Department of Health. A person can be tested by more than one laboratory and can have both positive and negative results. **Therefore, the sum of the numbers in each column will be larger than the total number of people tested.**

Reporting lab	Inconclusive	Negative	Positive	Percent positive	Total
MINNESOTA DEPARTMENT OF HEALTH PUBLIC HEALTH LABORATORY DIVISION	1		4	80%	5
ST. LUCIE COUNTY HEALTH DEPARTMENT		4	1	20%	5
ALL CHILDREN'S HOSPITAL DEPT OF GENERAL PEDIATRICS			5	100%	5
FORSYTH HOUSE			5	100%	5
UT SOUTHWESTERN MEDICAL CENTER			5	100%	5
MC DIAGNOSTIC OF CONNECTICUT, PC #1043		5			5
LABS PLUS LLC		5			5
FLORIDA PRIMARY CARE AND SPORTS MEDICINE INC		2	3	60%	5
DEPARTMENT OF HEALTH AND HUMAN SERVICES LANSING			5	100%	5
FRANCES WARDE MEDICAL LABORATORY		2	3	60%	5
WATERTOWN URGENT CARE PLLC		5			5
LABCORP UNSPECIFIED		5			5
MCR HEALTH LAWTON CHILES ADMINISTRATION STE A		1	4	80%	5
JUPITER ISLAND MEDICAL CLINIC INC		5			5
LAKE COUNTY DETENTION CENTER		3	2	40%	5
URGENT CARE COASTAL GA			5	100%	5
URGENT CARE OF LONGWOOD			5	100%	5
MINUTECLINIC, LLC #7139		5			5
CLINICAL LABORATORIES OF THE BUFFALO		3	1	25%	4
COMPUNET CLINICAL LAB			4	100%	4
USCG SECTOR ST PETE		1	3	75%	4
MINUTE-CLINIC DIAGNOSTIC OF VIRGINIA,		4			4
HEALTHCARE NETWORK OF SOUTHWEST FLORIDA			4	100%	4
COVENIENT CARE MEDICAL CLINIC			4	100%	4
MD NOW URGENT CARE - DELRAY WEST			4	100%	4
PHYSICIANS IMMEDIATE CARE AURORA			4	100%	4
LOUISIANA DEPT. OF HEALTH AND HOSPITALS-INFECTIOUS DISEASE EPI SECTION			4	100%	4
LIFEHOPE LABS			4	100%	4
KENTUCKY CABINET FOR HEALTH AND FAMILY SERVICES			4	100%	4
FCHC (OB)-DARWIN SQUARE CTR.			4	100%	4
MEMORIAL HEALTHCARE SYSTEM		1	3	75%	4
CVS OH2543POCT CANFIELD		4			4
CVS MA2172POCT NORTH GRAFTON		4			4
ALLIANCE PEDIATRICS PA			4	100%	4
GRAND VILLA OF LAKELAND		4			4
LEVY COUNTY SHERRIF'S DEPT			4	100%	4
NEULIFE NEUROLOGICAL SERVICES LLC			4	100%	4
NOT GIVEN		1	3	75%	4
ELITE MEDICAL CENTER			4	100%	4
ST PETE DIRECT PRIMARY CARE		2	2	50%	4
STEUBEN COUNTY PUBLIC HEALTH		4			4
Millennium Nursing & Rehab Center		4			4
CAYUGA COUNTY HEALTH DEPARTMENT		3	1	25%	4
ADVENTHEALTH MEDICAL GROUP PEDIATRICS		1	3	75%	4
MEDEXPRESS URGENT CARE PLEASANT HILLS		3	1	25%	4
MEDEXPRESS URGENT CARE - PRINCETON		4			4
PEDIATRICS IN BREVARD-COCOA BEACH		2	2	50%	4



# COVID-19: testing by laboratory

Data through Feb 13, 2021 verified as of Feb 14, 2021 at 09:25 AM

Data in this report are provisional and subject to change.

The numbers in the table below represent the number of Florida and non-Florida residents for whom test results were received by the Department of Health. A person can be tested by more than one laboratory and can have both positive and negative results. **Therefore, the sum of the numbers in each column will be larger than the total number of people tested.**

Reporting lab	Inconclusive	Negative	Positive	Percent positive	Total
HARBORCHASE OF VILLAGES CROSSING			4	100%	4
PORT ORANGE NURSING & REHAB			4	100%	4
URGENT CARE - OCONEE		2	2	50%	4
CAREATC INC BRANDON	1	3			4
ACCENT PHYSICIAN SPECIALISTS PA		4			4
CARENOW URGENT CARE-HERMITAGE			4	100%	4
UNION CITY MANOR NURSING CENTER		4			4
ST CHARLES BEND LABORATORY		3	1	25%	4
JOHN T MACKAY MD			4	100%	4
DTR LABS		3	1	25%	4
AURORA BAYCARE UROLOGY			4	100%	4
CONSULATE HEATH CARE AT WEST ALTAMONTE			4	100%	4
ALVARO J DANGOND MD PA		4			4
PDL PHARMACY CORP			4	100%	4
CAREATC, INC.			4	100%	4
MEDEXPRESS URGENT CARE - YORK		1	3	75%	4
TARPON SPRINGS PEDIATRICS, LLC			4	100%	4
ELITE CARE			4	100%	4
ARCPOINT LABS OF FORT LAUDERDALE, FL CENTRAL		1	3	75%	4
MINUTECLINIC, LLC #1431		3	1	25%	4
SONIC REFERENCE LABORATORY			4	100%	4
MINUTECLINIC DIAGNOSTIC OF KENTUCKY		4			4
YUSRA MEDICAL ASSOCIATES PA		2	2	50%	4
NAVAL MEDICAL CENTER SAN DIEGO			4	100%	4
SYNEXUS CLINICAL RESEARCH US INC		2	2	50%	4
FRESENIUS KIDNEY CARE SOUTH ORLANDO			4	100%	4
FLORIDA HEALTHCARE OF ORLANDO			4	100%	4
CVS OH2342POCT WEST CHESTER		3	1	25%	4
COMMUNITY HEALTH CENTER OF WEST PALM BEACH			4	100%	4
REFUGE A HEALING PLACE, THE			4	100%	4
ST. MARY'S HOSPITAL			4	100%	4
CHILDREN'S MEDICAL GROUP		4			4
MEDEXPRESS URGENT CARE - LOGAN		4			4
PEACEHEALTH LABORATORIES		3	1	25%	4
MONTANA DEPARTMENT OF PUBLIC HEALTH & HUMAN SERVICES			4	100%	4
PHYSICIANS QUALITY CARE			4	100%	4
CVS NV9841POCT RENO		2	2	50%	4
QUALITY MEDICAL CARE			4	100%	4
SunTerrace Health Care Center		3	1	25%	4
CELEBRATION PEDIATRICS			4	100%	4
HEALTHY MINORS PEDIATRIC URGENT CARE		4			4
SJH			4	100%	4
INTERMARKET FACILITY			4	100%	4
MINUTE CLINIC DIAGNOSTIC MED GRP		3	1	25%	4
PALMS WEST HOSPITAL			4	100%	4
RELIANT ACUTE CARE			4	100%	4
BAPTIST HEALTH URGENT CARE AT PLANTATION		3	1	25%	4

# COVID-19: testing by laboratory

Data through Feb 13, 2021 verified as of Feb 14, 2021 at 09:25 AM

Data in this report are provisional and subject to change.

The numbers in the table below represent the number of Florida and non-Florida residents for whom test results were received by the Department of Health. A person can be tested by more than one laboratory and can have both positive and negative results. **Therefore, the sum of the numbers in each column will be larger than the total number of people tested.**

Reporting lab	Inconclusive	Negative	Positive	Percent positive	Total
ADVENTHEALTH NEW SMYRNA BEACH COMMUNITY HEALTH			4	100%	4
LPG PULMONOLOGY-COCONUT POINT		3	1	25%	4
SANFORD SOUTH UNIVERSITY		4			4
MEDEXPRESS URGENT CARE - SOMERSET TOWNSHIP		4			4
DEPARTMENT OF PATHOLOGY ROME MEMORIAL		3	1	25%	4
PRINCETON BMC LABORATORY		4			4
MINUTECLINIC, LLC #1796		3	1	25%	4
THE RETREAT AT PORT ORANGE			4	100%	4
MEDICAL CENTER ENTERPRISE			4	100%	4
BIOTEST PLASMA CENTER		4			4
MEDEXPRESS URGENT CARE SHADYSIDE		3	1	25%	4
FLORIDA MEDICAL ASSOCIATES LLC			4	100%	4
CARENOW URGENT CARE - WINTER SPRINGS		3	1	25%	4
DERMATOLOGY SPECIALISTS OF FL - DR. JON WARD			4	100%	4
THE DOCTORS CENTER HEALTHCARE-SOUTHSIDE		1	3	75%	4
MINUTECLINIC DIAGNOSTIC OF OHIO #3407		4			4
UNIVERSITY OF WASHINGTON MEDICAL CENTER (UWMC) EMERGENCY DEPT.			4	100%	4
BAPTIST HEALTH MEDICAL CENTER			4	100%	4
MEDEXPRESS - NEW CASTLE, DUPONT HWY		4			4
HOME DOCS		2	2	50%	4
GRAND AVE PHARMACY			4	100%	4
Oakwood - North Baldwins Center for Living		4			4
Calusa Harbour			4	100%	4
COURTYARD GARDENS OF BOYNTON BEACH, LLC		1	3	75%	4
AHC Decatur County		4			4
WINCHESTER MEDICAL CENTER			4	100%	4
CVS OH3476POCT TIPP CITY		4			4
UF HEALTH PATHOLOGY LABORATORIES			4	100%	4
EXPRESS TESTING-ONE			4	100%	4
CARE ONE PRIMARY CARE			4	100%	4
SUNRISE SENIOR LIVING OF JACKSONVILLE			4	100%	4
MEDEXPRESS URGENT CARE - MARKHAM STREE		3	1	25%	4
MEDEXPRESS URGENT CARE- FORT WORTH N T		4			4
IMMUNOGENOMICS LLC		1	3	75%	4
PERSONAL PHYSICIAN CARE PA			4	100%	4
BAYLOR ESOTERIC AND MOLECULAR LAB			4	100%	4
GEORGE E WEEMS MEMORIAL HOSPITAL LAB		3	1	25%	4
DIAGNOSTIC & MEDICAL SPECIALISTS OF GREENWICH		2	2	50%	4
DEPARTMENT OF HEALTH/ NEW YORK			4	100%	4
UNC HOSPITAL/MCLENDON CLINICAL LABORATORIES			4	100%	4
FAMILY TREE DNA			4	100%	4
GENEVA GENERAL HOSPITAL LABORATORY		3	1	25%	4
COMPASSION PEDIATRICS			4	100%	4
Grace Rehabilitation of Vero Beach		4			4
MEDEXPRESS URGENT CARE LAVALE		4			4
ENCOMPASS HOME HEALTH		4			4
NEMOURS CHILDREN'S CLINIC			4	100%	4

# COVID-19: testing by laboratory

Data through Feb 13, 2021 verified as of Feb 14, 2021 at 09:25 AM

Data in this report are provisional and subject to change.

The numbers in the table below represent the number of Florida and non-Florida residents for whom test results were received by the Department of Health. A person can be tested by more than one laboratory and can have both positive and negative results. **Therefore, the sum of the numbers in each column will be larger than the total number of people tested.**

Reporting lab	Inconclusive	Negative	Positive	Percent positive	Total
MEDICINE SHOPPE #1306 THE		3	1	25%	4
PALM BEACH CANCER INSTITUTE			4	100%	4
DYNACARE LABORATORIES			4	100%	4
MCKENZIE-WILLAMETTE MEDICAL CENTER LAB		4			4
MEASE CONTINUING CARE		2	2	50%	4
MINUTECLINIC, LLC, DBA MINUTECLINIC #6		4			4
Advanced Care Center			4	100%	4
MEDEXPRESS URGENT CARE - MBURG COMMONS		4			4
Health Care Center of Jacksonville			4	100%	4
COMPASSION PEDIATRIC URGENT CARE LLC			4	100%	4
CVS TX7821POCT LEAGUE CITY		4			4
Heartland of Boynton Beach			4	100%	4
MEDEXPRESS URGENT CARE - SUMMERSVILLE, WEBSTER RD		4			4
INFINITI LABS INC			4	100%	4
CAPTAIN JAMES A. LOVELL FEDERAL HEALTHCARE CENTER			4	100%	4
MINUTECLINIC DIAGNOSTIC OF WISCONSIN, LLC		4			4
ROAN DRUG COMPANY LLC		4			4
OVIEDO CHILDRENS HEALTH CENTER LLC		1	3	75%	4
MEDEXPRESS URGENT CARE - WEIRTON		4			4
ADVANCED PEDIATRICS OF BOCA LLC			4	100%	4
SCIENCE CARE			4	100%	4
HARBOUR ISLAND PEDIATRICS LLC			4	100%	4
CVS MINUTE CLINIC DIAGNOSTIC OF TEXAS		3	1	25%	4
STONE CLINICAL LABORATORIES OF FL LLC		4			4
FLORIDA HEART AND VASCULAR			4	100%	4
CVS NC6402POCT DAVIDSON		2	2	50%	4
PANCARE HEALTH YOUNGSTOWN			4	100%	4
CAPE COD HOSPITAL			4	100%	4
MEDEXPRESS URGENT CARE - WICHITA, S SENECA ST		2	2	50%	4
Crowne Health Care of Montgomery		4			4
REHABILITATION CENTER OF WINTER PARK,THE			4	100%	4
LAKE FOREST PARK OP CO LLC		4			4
BENEVA LAKES HEALTHCARE & REHAB CENTER			4	100%	4
EPI			4	100%	4
DISCOVERY VILLAGE AT DEERWOOD			4	100%	4
CALIFORNIA DEPARTMENT OF PUBLIC HEALTH			4	100%	4
GENUS DIAGNOSTICS			4	100%	4
HAMPTON ALF AT 24TH ROAD LLC			4	100%	4
PRIMECARE		2	2	50%	4
MARSHFIELD LABORATORIES			4	100%	4
PELICAN LANDING		1	3	75%	4
MINUTECLINIC DIAG OF IND LLC #8651		3	1	25%	4
ASCENSION ST VINCENT'S MEDICAL CENTER		3	1	25%	4
MINUTECLINIC DIAG OF IND, LLC #6697		4			4
CVS TN7698POCT KNOXVILLE		4			4
MEDEXPRESS URGENT CARE HUNTINGTON		4			4
ASCENDI HOME HEALTH AGENCY INC			4	100%	4

# COVID-19: testing by laboratory

Data through Feb 13, 2021 verified as of Feb 14, 2021 at 09:25 AM

Data in this report are provisional and subject to change.

The numbers in the table below represent the number of Florida and non-Florida residents for whom test results were received by the Department of Health. A person can be tested by more than one laboratory and can have both positive and negative results. **Therefore, the sum of the numbers in each column will be larger than the total number of people tested.**

Reporting lab	Inconclusive	Negative	Positive	Percent positive	Total
PRL NYC PANDEMIC RESPONSE LAB			4	100%	4
INTRACOASTAL LABS INC		4			4
PARADIGM LABORATORIES			4	100%	4
ADVENT HEALTH - TUSKAWILLA		4			4
FISHERMEN'S HOSPITAL			4	100%	4
MAILBOX DIAGNOSTICS		2	2	50%	4
BARTON MEMORIAL HOSPITAL		3	1	25%	4
MONROE COUNTY DEPT OF PUBLIC HEALTH ST		4			4
WALGREENS #07034		4			4
TRIDENT BIOMETRICS		3	1	25%	4
EASTERN FLORIDA STATE COLLEGE - PALM BAY CAMPUS□			4	100%	4
GUTHRIE MEDICAL GROUP - CORNING		3	1	25%	4
CVS HEALTH, #2043		4			4
DEVEREUX FLORIDA CHILDRENS CENTER			4	100%	4
PANCARE HEALTH - PONCE DE LEON			4	100%	4
SOUTH FLORIDA PEDIATRIC PARTNERS			4	100%	4
Metro West Nursing and Rehab			4	100%	4
MINUTECLINIC DIAGNOSTIC OF MAINE, LLC		2	2	50%	4
PRINCIPLE HOSPICE SERVICE, LLC			4	100%	4
AIREVAC INTERNATIONAL		4			4
REELFOOT FAMILY WALK IN CLINIC		3	1	25%	4
Sunrise Health and Rehabilitation Center			4	100%	4
CVS GA2236POCT WOODSTOCK		4			4
APOPKA FAMILY HEALTH CENTER		3	1	25%	4
MINUTECLINIC, LLC #5707		4			4
ABSOLUTE HEALTH		4			4
ALASKA PUBLIC HEALTH LAB		1	3	75%	4
THE LITTLE CLINIC			4	100%	4
SARASOTA MEDICAL CENTER			4	100%	4
LIFEPLUS HEALTHCARE GROUP INC		4			4
GASTROENTEROLOGY ASSOC OF PENSACOLA, PA		2	2	50%	4
MEDEXPRESS URGENT CARE, FAIRMONT		4			4
BIRMINGHAM VAMC		1	3	75%	4
LAFAYETTE NURSING AND REHAB			4	100%	4
FLORIDA CANCER SPECIALISTS AND RESEARCH		2	2	50%	4
IMIC INC RESEARCH			4	100%	4
CAREWELL URGENT CARE			4	100%	4
L3HARRIS FAMILY MEDICAL CENTER			4	100%	4
ARKANSAS DEPARTMENT OF HEALTH			4	100%	4
MINUTECLINIC DIANOSTIC OF VIRGINA, LL		3	1	25%	4
MEDEXPRESS URGENT CARE - TULSA, S YALE AVE		4			4
MEDLAB INC		4			4
MINUTECLINIC, LLC #1470		4			4
FOUNDCARE, INC			4	100%	4
FLORENCE - HUNTSVILLE HOSPITAL URGENT CARE		3	1	25%	4
SOUTHEASTERN REGIONAL MEDICAL CENTER			4	100%	4
MEDEXPRESS URGENT CARE - MOUNTAIN HOME		3	1	25%	4

# COVID-19: testing by laboratory

Data through Feb 13, 2021 verified as of Feb 14, 2021 at 09:25 AM

Data in this report are provisional and subject to change.

The numbers in the table below represent the number of Florida and non-Florida residents for whom test results were received by the Department of Health. A person can be tested by more than one laboratory and can have both positive and negative results. **Therefore, the sum of the numbers in each column will be larger than the total number of people tested.**

Reporting lab	Inconclusive	Negative	Positive	Percent positive	Total
MERCY URGENT CARE			4	100%	4
BETHPAGE EXTENDED HOURS CENTER		4			4
KEY WEST URGENT CARE, INC		3	1	25%	4
FLORIDA HOSPITAL ALTAMONTE		2	2	50%	4
MINUTECLINIC DIAGNOSTIC OF RHODE ISLAN		4			4
UNIVERISTY OF MIAMI			4	100%	4
SOUTHWESTERN REGIONAL MEDICAL CENTER - TULSA		4			4
CVS OH3080POCT HUBER HEIGHTS		4			4
MINUTECLINIC DIAG OF IND, LLC #10190		4			4
MINUTECLINIC DIAG OF IND LLC #1367		4			4
SIGNATURE CARE EMERGENCY CENTER		2	2	50%	4
WESLEY CHAPEL INTERNAL MEDICINE AND PEDIATRICS			4	100%	4
EMORY UNIVERSITY HOSPITAL		1	3	75%	4
SHARP MEMORIAL HOSPITAL MICROBIOLOGY DEPT			4	100%	4
CELAL GUROL ERBAY, MD			4	100%	4
STATCARE URGENT AND WALK-IN MEDICAL CA		4			4
MEDEXPRESS URGENT CARE - FORT WORTH S		3	1	25%	4
GENTLE HANDS MOBILE PHLEBOTOMY			4	100%	4
DIAMOND SPEEDWAY DIALYSIS		1	3	75%	4
MD ANDERSON			4	100%	4
FLORIDA HEALTH CARE PLANS STIRLING CENTER			4	100%	4
WILLIAM A HINTON STATE LABORATORY INSTITUTE		1	3	75%	4
OMNICARE PHARMACY OF TEXAS 1		4			4
MIAMI COMMUNITY HEALTH CENTER INC		1	3	75%	4
MEDEXPRESS - NEWARK		4			4
VIDANT MEDICAL CENTER			4	100%	4
MAINE DEPARTMENT OF HEALTH AND HUMAN SERVICES			4	100%	4
COMPREHENSIVE CLINICAL RESEARCH, LLC			4	100%	4
CELERION			4	100%	4
MEDEXPRESS URGENT CARE - SOUTH PARKERSBURG		4			4
DEPARTMENT OF HEALTH AND HUMAN SERVICES		2	2	50%	4
COVID TESTING LLC			4	100%	4
MEDEXPRESS URGENT CARE - KOKOMO		4			4
ManorCare Rehabilitation Center- Decatur		4			4
ST BARNABAS HOSPITAL		4			4
CVS NY549POCT RIDGEWOOD		2	2	50%	4
AFFINITY URGENT CARE			4	100%	4
State Lab Unspecifd			4	100%	4
MARION AND BERNARD L SAMSON NURSING CENTER			4	100%	4
Westminster Manor		3	1	25%	4
FIFTH AVENUE PEDIATRICS		3	1	25%	4
TALLAHASSEE MEMORIAL HEALTHCARE			4	100%	4
CENTERPLACE HEALTH, INC			4	100%	4
OKLAHOMA STATE UNIVERSITY DIAGNOSTIC LAB			4	100%	4
POWERS PEDIATRICS			4	100%	4
MINUTECLINIC, DIAGNOSTIC OF TEXAS, LL		4			4
LATCHER LABORATORY OF A O FOX MEMORIAL		2	2	50%	4



# COVID-19: testing by laboratory

Data through Feb 13, 2021 verified as of Feb 14, 2021 at 09:25 AM

Data in this report are provisional and subject to change.

The numbers in the table below represent the number of Florida and non-Florida residents for whom test results were received by the Department of Health. A person can be tested by more than one laboratory and can have both positive and negative results. **Therefore, the sum of the numbers in each column will be larger than the total number of people tested.**

Reporting lab	Inconclusive	Negative	Positive	Percent positive	Total
PILGRIM PHARMACY INC		4			4
MASSASHUSETTS STATE LAB INSTITUTE		1	3	75%	4
DEACONESS HOSPITAL			4	100%	4
MINUTECLINIC DIAGNOSTIC OF VIRGINIA, LLC #1656		4			4
CVS NJ836POCT RUNNEMEDE		4			4
BOND & STEELE CLINIC PA D/B/A BOND CLINIC PA		4			4
BELLIN HEALTH LAB		1	3	75%	4
LIFE CARE HOME HEALTH SERVICES LLC		1	3	75%	4
CRESTAR LABS		2	2	50%	4
MEMORIAL HEALTH CARE SYSTEMS			4	100%	4
THONOTOSASSA COMMUNITY HEALTH CENTER		1	3	75%	4
PM PEDIATRICS OF SELDEN PLLC		4			4
REDMED OF CROSSTOWN		1	3	75%	4
AHC of Mckenzie		4			4
LEE PHYSICIAN GROUP		3	1	25%	4
WINTER PARK INTERNAL MEDICINE MD PA		3	1	25%	4
CONCIMED LLC		3	1	25%	4
MINUTECLINIC, LLC #4682		2	2	50%	4
CORIZON HEALTH INC			4	100%	4
FHCP - ORMOND BEACH			4	100%	4
CAREWELL 202			4	100%	4
ACCESS RECOVERY SOLUTIONS LLC			4	100%	4
CAPITAL HEALTH LABORATORY INC			4	100%	4
FAMILY MEDICINE AT WINTER PARK			4	100%	4
COMMUNITY PHYSICIANS OF NORTH PORT PA			4	100%	4
Signature Healthcare of Savannah		4			4
CARENOW URGENT CARE - CENTRAL AUSTIN		1	3	75%	4
Park Ridge Nursing Center		3	1	25%	4
JUPITER CLINIC			4	100%	4
MEDEXPRESS URGENT CARE - TEAYS VALLEY		3	1	25%	4
FLEET LANDING			4	100%	4
VITAL CARE URGENT CARE			4	100%	4
THE OASIS ALF		4			4
BOONE DRUG & HEALTHCARE AT DEERFIELD			4	100%	4
CVS NY491POCT JACKSON HEIGHTS		4			4
SIGNATURE CARE MONTROSE		2	2	50%	4
MINUTECLINIC DIAGNOSTIC OF VIRGINIA, LLC #255		4			4
LEON MEDICAL CENTERS, LLC			4	100%	4
MINUTE CLINIC #8979		4			4
MIZELL MEMORIAL HOSPITAL			4	100%	4
MINUTE CLINIC OF KANSAS PA		1	3	75%	4
WYOMING PUBLIC HEALTH LAB			4	100%	4
INDUSTRY LAB DIAGNOSTIC PARTNERS			4	100%	4
MEDEXPRESS URGENT CARE - FREDERICK		4			4
FAMILY MEDICINE AT WATERMAN		4			4
TRUE HEALTH- HOFFNER		3	1	25%	4
HARBOUR'S EDGE		2	1	33%	3

# COVID-19: testing by laboratory

Data through Feb 13, 2021 verified as of Feb 14, 2021 at 09:25 AM

Data in this report are provisional and subject to change.

The numbers in the table below represent the number of Florida and non-Florida residents for whom test results were received by the Department of Health. A person can be tested by more than one laboratory and can have both positive and negative results. **Therefore, the sum of the numbers in each column will be larger than the total number of people tested.**

Reporting lab	Inconclusive	Negative	Positive	Percent positive	Total
OHIO DEPARTMENT OF HEALTH LABORATORY		2	1	33%	3
PRISMA HEALTH MIDLANDS			3	100%	3
CGH MEDICAL CENTER			3	100%	3
TIEHH BIOTERRORISM RESPONSE LAB			3	100%	3
ALOHA HOME CARE LLC DBA ACCENTCARE HOME HEALTH OF	3				3
FLORIDA MENTOR-POINT WEST CLUSTER	3				3
CVS OH3393POCT AURORA	2		1	33%	3
CORTLAND COUNTY HEALTH DEPARTMENT	3				3
Hunterdon Medical Center Laboratory	3				3
ORCHID COVE DAYTONA			3	100%	3
KINGS BAY PEDIATRICS LLC			3	100%	3
CLEARWATER	2		1	33%	3
ADVANCED PEDIATRICS			3	100%	3
Kroger 627 - The Little Clinic Castleberry		2	1	33%	3
OHSU MOLECULAR MICROBIOLOGY LAB		2	1	33%	3
INSPIRA MEDICAL CENTER VINELAND LAB		2	1	33%	3
BEEBE MEDICAL CENTER LABORATORY		3			3
SISD EMPLOYEE HEALTH CLINIC			3	100%	3
CVS NC3319POCT CHARLOTTE		2	1	33%	3
Greystone Health Care Center		3			3
YORK HOSPITAL - LABORATORY			3	100%	3
MEDEXPRESS URGENT CARE-PASADENA		3			3
EXETER HOSPITAL		3			3
MINUTECLINIC #8760		3			3
Kroger 959 - The Little Clinic Carmel		3			3
VICAR'S LANDING NURSING HOME		2	1	33%	3
UNIVERSITY OF MICHIGAN		2	1	33%	3
MEDICAL SERVICES OF AMERICA HOME HEALTH		3			3
CVS CA9113POCT CHULA VISTA		3			3
CONSOLIDATED LABORATORY SERVICES			3	100%	3
FLORIDA HOSPITAL LABORATORIES		3			3
SUPER HEALTH PHARMACY LLC		3			3
MINUTECLINIC DIAGNOSTIC OF PENNSYLVAN		2	1	33%	3
FLORIDA MEDICAL CLINIC -INTERNAL MED DADE CITY			3	100%	3
PINELLAS POINT NURSING AND REHAB			3	100%	3
MEDEXPRESS-HOUSTON EAST FWY		1	2	67%	3
MENORAH MANOR			3	100%	3
UHEALTH JACKSON URGENT CARE - CUTLER BAY		1	2	67%	3
NORTH BROWARD HOSPITAL DISTRICT HEALTHCARE FOR THE HOMELESS			3	100%	3
LPG PEDIATRICS AT LEHIGH ACRES		2	1	33%	3
URGENT DOC - URGENT CARE CLINIC			3	100%	3
CVS DC1340POCT WASHINGTON		3			3
PLAINVIEW PRIMARY CARE		3			3
GADSDEN COUNTY HEALTH DEPARTMENT			3	100%	3
SMOKY MOUNTAIN URGENT CARE AND FAMILY MEDICINE CENTER			3	100%	3
CVS CA8850POCT HUNTINGTON BEACH		2	1	33%	3
SARASOTA PERSONAL MEDICINE		2	1	33%	3

# COVID-19: testing by laboratory

Data through Feb 13, 2021 verified as of Feb 14, 2021 at 09:25 AM

Data in this report are provisional and subject to change.

The numbers in the table below represent the number of Florida and non-Florida residents for whom test results were received by the Department of Health. A person can be tested by more than one laboratory and can have both positive and negative results. **Therefore, the sum of the numbers in each column will be larger than the total number of people tested.**

Reporting lab	Inconclusive	Negative	Positive	Percent positive	Total
SOFTCELL L-FORM LABORATORIES, LLC			3	100%	3
IOWA DEPARTMENT OF PUBLIC HEALTH			3	100%	3
CROSSVILLE MEDICAL GROUP		1	2	67%	3
NORTH DAKOTA DEPT OF HEALTH MICROBIOLOGY		1	2	67%	3
MONROE COUNTY FIRE RESCUE		3			3
COVID PROCESSING SITE			3	100%	3
ALLIANCE LABS @LRMC			3	100%	3
SIGNATURE CARE PFLUGERVILLE			3	100%	3
MT CARMEL PHARMACY INC		3			3
KIDSWOOD PEDIATRICS CORP			3	100%	3
BAPTIST OUTPATIENT SERVICES			3	100%	3
2412 LEBANON PIKE		2	1	33%	3
PREMIER CLINICAL RESEARCH INSTITUTE INC			3	100%	3
VIRGINIA DEPARTMENT OF HEALTH DIVISION OF			3	100%	3
MINUTECLINIC DIAG OF IND, LLC #6910		3			3
MEDEXPRESS URGENT CARE NORWIN		3			3
PROGRESS PHARMACY INC			3	100%	3
OPTUM PRIMARY CARE - SILVER LAKES			3	100%	3
NASSAU COUNTY HEALTH DEPARTMENT-FERNANDINA BEACH C		3			3
NASSAU COUNTY HEALTH DEPARTMENT		3			3
TRANSPLANT GENOMICS INC (EUROFINS)		3			3
LEESBURG COMMUNITY HEALTH CENTERS			3	100%	3
SAVANNAH COVE		3			3
FLORIDA HOSPITAL PHYSICIANS GROUP		1	2	67%	3
NORTHWEST FLORIDA CLINICAL LAB		1	2	67%	3
MARION COUNTY FIRE RESCUE		3			3
GRAND VILLA OF SARASOTA		2	1	33%	3
MOULTRIE CREEK NURSING AND REHAB			3	100%	3
MINUTECLINIC DIAG OF IND LLC #6840		3			3
CENTRAL JERSEY URGENT CARE		3			3
GREENTREE MEDICAL CENTER			3	100%	3
MEDEXPRESS URGENT CARE, CHAMBERSBURG		2	1	33%	3
NYC PUBLIC HEALTH LABS			3	100%	3
MARYLAND STATE DEPT OF HEALTH	2		1	33%	3
EMERALD COAST CENTER			3	100%	3
ADVANCED HEALTHCARE ASSOCIATES		3			3
DOC PAM PA		2	1	33%	3
PROMPT CARE OF CENTRAL FLORIDA LLC			3	100%	3
CVS TX8387POCT AUSTIN		3			3
BEECHTREE MOLECULAR LAB LLC			3	100%	3
MICHIGAN HEALTH CLINIC LABORATORIES		2	1	33%	3
MEDIC INFUSION PA		3			3
CFP PHYSICIANS GROUP			3	100%	3
LAHEY CLINIC MEDICAL CENTER			3	100%	3
RIVER CITY MEDICAL ASSOCIATES INC			3	100%	3
HCR ManorCare Greentree		3			3
ADVANCED URGENT CARE LLC		1	2	67%	3

# COVID-19: testing by laboratory

Data through Feb 13, 2021 verified as of Feb 14, 2021 at 09:25 AM

Data in this report are provisional and subject to change.

The numbers in the table below represent the number of Florida and non-Florida residents for whom test results were received by the Department of Health. A person can be tested by more than one laboratory and can have both positive and negative results. **Therefore, the sum of the numbers in each column will be larger than the total number of people tested.**

Reporting lab	Inconclusive	Negative	Positive	Percent positive	Total
BAPTIST HOSPITAL EMPLOYEE HEALTH OFF			3	100%	3
Rutgers Health Rwj University Hospital - Laboratory		2	1	33%	3
MEDFUSION		2	1	33%	3
ADVANCED HEART CARE OF SOUTH FLORIDA		3			3
MEDEXPRESS URGENT CARE - WHEELING		2	1	33%	3
CURATIVE		1	2	67%	3
ADVANCED URGENT CARE CENTER OF THE UPPER KEYS		1	2	67%	3
IVY CREEK URGENT CARE OF ENTERPRISE			3	100%	3
BAPTIST PRIMARY CARE, INC.		2	1	33%	3
DASCENA, INC			3	100%	3
BRENTWOOD SENIOR LIVING AT ST PETE			3	100%	3
SUMMIT MEDICAL GROUP – WEST ORANGE		3			3
MONTEFIORE MEDICAL CENTER LABS MONTEFIORE		2	1	33%	3
TAMPA		1	2	67%	3
MEDEXPRESS URGENT CARE - RICHMOND, W BROAD ST		3			3
MINUTECLINIC DIAG OF IND, LLC #6648		2	1	33%	3
RHEA MEDICAL CENTER		3			3
BAPTIST PRIMARY CARE FERNANDINA BEACH			3	100%	3
LOCH HAVEN PEDIATRICS			3	100%	3
LPG PRIMARY CARE AT SURFSIDE		3			3
NORTHERN LIGHT LABORATORY		1	2	67%	3
MINUTE CLINIC LLC # 2033		2	1	33%	3
PEPIN ACADEMIES-PASCO		3			3
ALABAMA DEPT PUBLIC HEALTH			3	100%	3
EMORY BENNETT VETERANS NURSING HOME		3			3
CVS IN6605POCT INDIANAPOLIS		2	1	33%	3
ALLIED PHYSICIANS GROUP PLLC		3			3
CVS MINUTE CLINIC DIAGNOSTIC MED GRP OF CAL		3			3
Kroger 388 - The Little Clinic Braelinn Village		3			3
LEXINGTON MEDICAL CENTER		1	2	67%	3
ST. LUKE'S HOSPITAL - BETHLEHEM CAMPUS		1	2	67%	3
CVS PA1671POCT LANCASTER		3			3
TERRACE OF ST CLOUD, THE		2	1	33%	3
RAPID CITY RUGENT CARE			3	100%	3
ADVICE FOR OPTIMAL WELLNESS, INC			3	100%	3
MID FLORIDA CLINICAL LABORATORY		2	1	33%	3
Village on the Green			3	100%	3
WEST TN HEALTH MED NORTH		3			3
COMMUNICABLE DISEASE CONTROL/PUBLIC HEALTH EMERGENCY PREPAREDNESS			3	100%	3
CVS PA6902POCT BRYN MAWR		1	2	67%	3
HEARTLAND - CHARLESTON OF HANAHAN SC,		3			3
WELLMED AT APOLLO BEACH BLVD		1	2	67%	3
Magnolia Health and Rehab Center			3	100%	3
ROANE MEDICAL CENTER		2	1	33%	3
HIALEAH SHORES NURSING AND		2	1	33%	3
PINELLAS PARK HEALTH CENTER - PINELLAS CHD		1	2	67%	3
HEPATOLOGY DIAGNOSTIC LAB			3	100%	3

# COVID-19: testing by laboratory

Data through Feb 13, 2021 verified as of Feb 14, 2021 at 09:25 AM

Data in this report are provisional and subject to change.

The numbers in the table below represent the number of Florida and non-Florida residents for whom test results were received by the Department of Health. A person can be tested by more than one laboratory and can have both positive and negative results. **Therefore, the sum of the numbers in each column will be larger than the total number of people tested.**

Reporting lab	Inconclusive	Negative	Positive	Percent positive	Total
BETTERMED URGENT CARE			3	100%	3
US SPECIALTY LABS			3	100%	3
PROHEALTH PRIMARY CARE - GLEN OAKS		3			3
SEMINOLE FAMILY HEALTH CENTER		3			3
BAYCARE MEDICAL GROUP, INC		3			3
HAVEN CUSTEAD CARE CENTER			3	100%	3
CELEBRATION PRIMARY CARE ASSOCIATES LLC		3			3
GUIDANCE / CARE CENTER, INC		3			3
CVS MINUTE CLINIC DIAG OF IND, LLC #6549		3			3
MEDEXPRESS URGENT CARE-HERSHEY		2	1	33%	3
LAURELLWOOD NURSING CENTER		1	2	67%	3
MAYO		1	2	67%	3
CLINICAL ASSOCIATES OF ORLANDO LLC		3			3
CUMBERLAND MEDICAL CENTER INC		3			3
NEWSTAR MEDICAL LABORATORIES		3			3
SANFORD MOBILE LAB			3	100%	3
SINAI PLAZA NURSING AND REHAB CENTER			3	100%	3
SENTARA NORFOLK GENERAL HOSPITAL CENTRAL LAB			3	100%	3
STUYVESANT URGENT CARE		3			3
OHIO CVS STORES		3			3
MEDEXPRESS URGENT CARE-ARLINGTON		2	1	33%	3
URGENT CARE OF THE SMOKIES			3	100%	3
SOUTH MIAMI HOSPITAL			3	100%	3
BNC Medical Investors, LLC Berrien Nursing & Rehabilitation Center		3			3
NORTH NAPLES HOSPITAL RESPIRATORY THERAPY DEPARTMENT			3	100%	3
WALGREENS #07502		3			3
HELIX MEDICAL CENTERS		1	2	67%	3
MANORCARE NURSING & REHABILITATION CENTER-NAPLES		3			3
FOX FAMILY PRACTICE		3			3
GARCIA MORALES NELSON			3	100%	3
APEX CLINICAL LABORATORIES INC		3			3
ADRIANA M CASTRO MD PA		3			3
HELIX LW UC		1	2	67%	3
PARADISE VILLA ALF INCORPORATED		3			3
WHITE EARTH IHS MAIN LAB		3			3
MINUTECLINIC DIAGNOSTIC OF NORTH CAROLINA PC #7054		3			3
ADVENTHEALTH SEBRING- INFECTION CONTROL DEPARTMENT			3	100%	3
CENTRAL JERSEY URGENT CARE OF BROWN MI		3			3
Bainbridge Health and Rehab		3			3
QUALITY LABORATORY SERVICE		2	1	33%	3
CAMPAZZI CONCIERGE MEDICAL SERVICES		2	1	33%	3
MPG JACKSONVILLE ATLANTIC BLVD		1	2	67%	3
FLORIDA DEPARTMENT OF HEALTH SEMINOLE COUNTY		1	2	67%	3
HUNT CLUB MEDICAL CARE			3	100%	3
BROOME COUNTY HEALTH DEPARTMENT		2	1	33%	3
COVENANT PEDIATRICS		1	2	67%	3
SPARROW CENTRAL LAB			3	100%	3



# COVID-19: testing by laboratory

Data through Feb 13, 2021 verified as of Feb 14, 2021 at 09:25 AM

Data in this report are provisional and subject to change.

The numbers in the table below represent the number of Florida and non-Florida residents for whom test results were received by the Department of Health. A person can be tested by more than one laboratory and can have both positive and negative results. **Therefore, the sum of the numbers in each column will be larger than the total number of people tested.**

Reporting lab	Inconclusive	Negative	Positive	Percent positive	Total
PEDIATRICS BY THE SEA JOG RD OFFICE			3	100%	3
MINUTE CLINIC LLC #0169		3			3
GONZALEZ MD AND ASWAD MD HEALTH SERVICES			3	100%	3
WINDER NURSING INC DBA WINDER HEALTH CARE		3			3
VA OUTPATIENT CLINIC-NEW PORT RICHEY			3	100%	3
FLORIDA GASTROENTEROLOGY ASSOCIATES PA		3			3
STEAMBOAT EMERGENCY CENTER			3	100%	3
NEOGENOMICS LABORATORIES, INC		3			3
CVS GA3766POCT DACULA		1	2	67%	3
ANN STORCK CENTER INC		3			3
CVS GA2147POCT KENNESAW		2	1	33%	3
DOCTORS HOSPITAL RENAISSANCE			3	100%	3
MORGAN STANLEY HEALTH CENTER		3			3
LUVERNE HEALTH AND REHABILITATION		3			3
Englewood Health and Rehab			3	100%	3
IMMERSION RESIDENTIAL LLC			3	100%	3
SOUTH COUNTY MENTAL HEALTH CENTER INC			3	100%	3
GROVES CENTER			3	100%	3
MEDEXPRESS URGENT CARE-SCOTT TOWNSHIP		3			3
MED EXPRESS URGENT CARE PC - MARYLAND		2	1	33%	3
CVS SC2736POCT MURRELLS INLET		3			3
DELAWARE PUBLIC HEALTH LABORATORY		1	2	67%	3
Kroger 124 - The Little Clinic University		3			3
CLINICAL CARE ASSOCIATES, INC			3	100%	3
ONslow MEMORIAL HOSPITAL LABORATORY		3			3
UNIVERSITY HOSPITALS OF CLEVELAND			3	100%	3
ATLANTIC SURGERY CENTER OF JACKSONVILLE BEACH		3			3
DEPARTMENT OF HEALTH AND HUMAN SERVICES DIVISION OF BEHAVIORAL HEALTH		1	2	67%	3
PATHOLOGY REFERENCE LAB LLC			3	100%	3
WAL-MART STORES EAST LP		2	1	33%	3
MEDFIRST URGENT CARE			3	100%	3
BARONESS ERLANGER HOSPITAL		3			3
NATURE COAST PRIMARY CARE LAB LLC			3	100%	3
EXTENDICARE HEALTH & REHAB CENTER		3			3
Kroger 758 - The Little Clinic Providence		3			3
WINDSOR AT OCALA		2	1	33%	3
UNIVERSITY OF KANSAS MEDICAL CENTER			3	100%	3
VIRGINIA DIVISION OF CONSOLIDATED LABORATORIES			3	100%	3
NDX-CORE LAB			3	100%	3
CCRx OF NORTH CAROLINA, LLC		2	1	33%	3
Bethany Health and Rehab		3			3
PEDIATRICS AND ADOLESCENT MEDICINE		2	1	33%	3
Gulfport Rehabilitation Center			3	100%	3
NORTHCREST MEDICAL CENTER		1	2	67%	3
SUN TERRACE HEALTH CARE CENTER			3	100%	3
NC STATE LABORATORY OF PUBLIC HEALTH		3			3
MEDEXPRESS URGENT CARE MARTINSBURG		2	1	33%	3

# COVID-19: testing by laboratory

Data through Feb 13, 2021 verified as of Feb 14, 2021 at 09:25 AM

Data in this report are provisional and subject to change.

The numbers in the table below represent the number of Florida and non-Florida residents for whom test results were received by the Department of Health. A person can be tested by more than one laboratory and can have both positive and negative results. **Therefore, the sum of the numbers in each column will be larger than the total number of people tested.**

Reporting lab	Inconclusive	Negative	Positive	Percent positive	Total
COOPER UNIVERSITY HOSPITAL LABORATORY		2	1	33%	3
ACCESS HEALTH CARE		2	1	33%	3
CVS TN2179POCT MURFREESBORO		3			3
MUNSON MEDICAL CENTER			3	100%	3
FLORIDA LABORATORY ANALYSIS, LLC			3	100%	3
CVS RI1717POCT 1 CVS DR			3	100%	3
ASPEN VALLEY HOSPITAL			3	100%	3
SSM HEALTH ST LOUIS MICROBIOLOGY LABORATORY		1	2	67%	3
VELOCITY CARE			3	100%	3
CARENOW-ATASCOCITA			3	100%	3
MINUTECLINIC DIAG OF IND, LLC #6472		3			3
EAST TENNESSEE CHILDREN'S HOSPITAL		2	1	33%	3
FAMILY TREE MEDICAL GROUP PA		2	1	33%	3
CUMBERLAND HEIGHTS		3			3
FIRST CARE - MIDDLESBORO			3	100%	3
MEDEXPRESS URGENT CARE - WALDORF, CRAIN HWY		3			3
REGIONAL MEDICAL LAB			3	100%	3
CALLE OCHO DIALYSIS			3	100%	3
MEDEXPRESS URGENT CARE GREENSBURG		2	1	33%	3
VIRTUA MEMORIAL HOSPITAL BURLINGTON COUNTY		1	2	67%	3
HEALGEN SCIENTIFIC			3	100%	3
SMH PHYSICIAN SERVICES INC		3			3
HARBORCHASE OF STUART			3	100%	3
COMMUNITY MEDICAL CENTER			3	100%	3
THOMAS LANGLEY			3	100%	3
CARESPOT-WELLINGTON			3	100%	3
MINUTECLINIC DIAGNOSTIC OF MICHIGAN, P		3			3
SOFTLAB			3	100%	3
GILCHRIST COUNTY HEALTH DEPT			3	100%	3
CVS MA394POCT SEEKONK		3			3
TIFTON CARECONNECT URGENT CARE			3	100%	3
CVS CT718POCT ANSONIA		3			3
Cleveland Clinic Weston			3	100%	3
INDIANA STATE DEPARTMENT OF HEALTH LABORATORIES			3	100%	3
SCRIPPS CLINIC MEDICAL			3	100%	3
PARRISH MEDICAL CENTER-WAIVED TESTING		3			3
CULLMAN REGIONAL MEDICAL CENTER		2	1	33%	3
QUEST DIAGNOSTICS PSC			3	100%	3
JOSEF SCHENKER, MD, PC		3			3
ERIE COUNTY PUBLIC HEALTH CLINICAL		3			3
CVS TX8321POCT MCKINNEY		3			3
NEBRASKA DEPARTMENT OF HEALTH AND HUMAN SERVICES			3	100%	3
LINCOLN MEDICAL CENTER		3			3
CABELL HUNTINGTON HOSPITAL CLINICAL LAB			3	100%	3
MEDEXPRESS URGENT CARE - WILKES BARRE		2	1	33%	3
THE CLINIC OF PEDIATRICS & GI MEDICINE, INC			3	100%	3
Lakeview Village		3			3

# COVID-19: testing by laboratory

Data through Feb 13, 2021 verified as of Feb 14, 2021 at 09:25 AM

Data in this report are provisional and subject to change.

The numbers in the table below represent the number of Florida and non-Florida residents for whom test results were received by the Department of Health. A person can be tested by more than one laboratory and can have both positive and negative results. **Therefore, the sum of the numbers in each column will be larger than the total number of people tested.**

Reporting lab	Inconclusive	Negative	Positive	Percent positive	Total
SPRING LAKE REHABILITATION CENTER			3	100%	3
ASSOCIATES IN MEDICINE		1	2	67%	3
SUNDALE NURSING HOME		3			3
CENTURY LINK SPORTS COMPLEX			3	100%	3
CULLMAN REGIONAL URGENT CARE		2	1	33%	3
YATES COUNTY PUBLIC HEALTH		3			3
ADVENT HEALTH MEDICAL GROUP FAMILY MEDICINE			3	100%	3
NORTH SHORE HOSP. INFECTION CONTROL			3	100%	3
ADVENT HEALTH - CENTRAL PASCO ER			3	100%	3
WALGREENS NO 19542		3			3
MEDEXPRESS URGENT CARE - HOLLINS		3			3
LIVINGSTON COUNTY DEPT OF HEALTH REPRO			3	100%	3
Kroger 635 - The Little Clinic Dacula		3			3
24TH WEAPONS OF MASS DESTRUCTION - CIVIL SUPPORT		3			3
Broadview Multi-Care Center		3			3
CVS MD2956POCT NEW MARKET		2	1	33%	3
SURETOX LABORATORY LLC		2	1	33%	3
ST. PETERSBURG PEDIATRICS- 38TH AVENUE			3	100%	3
BROOKDALE OAKBRIDGE		1	2	67%	3
MODMD LABORATORY		3			3
RANDOLPH DIABETES AND WELLNESS		2	1	33%	3
ESCO DRUG CO INC		3			3
MONTANA PUBLIC HEALTH LAB			3	100%	3
CTRS			3	100%	3
BRADENTON PHYSICIAN MEDICAL CENTER			3	100%	3
GYN PATH SERVICES			3	100%	3
ELITE PRIMARY CARE OF WAYCROSS			3	100%	3
CENTRAL DUPAGE HOSPITAL			3	100%	3
BERGEN NEW BRIDGE M		3			3
HEART OF FLORIDA HEALTH CENTER INC			3	100%	3
CVS OH6123POCT CINCINNATI		2	1	33%	3
BROOKDALE SENIOR LIVING			3	100%	3
MEDEXPRESS - WILMINGTON CONCORD PIKE		2	1	33%	3
LEE CONVENIENT CARE AT SUMMERLIN			3	100%	3
MINUTECLINIC, LLC #05814		3			3
PROPATH			3	100%	3
CVS SC1540POCT MYRTLE BEACH		2	1	33%	3
CORTLAND REGIONAL MEDICAL CENTER		3			3
VILLAGES HEALTH, THE		3			3
TARRANT COUNTY PUBLIC HEALTH		3			3
MEDEXPRESS URGENT CARE - WEST ST PAUL, ROBERT ST S		3			3
RICHMOND CITY DEPARTMENT OF PUBLIC HEALTH			3	100%	3
SUMNER REGIONAL MEDICAL CENTER		2	1	33%	3
NEMOURS CHILDRENS PRIMARY CARE MAITLAND			3	100%	3
VA PRIMARY CARE ANNEX			3	100%	3
GAINESVILLE PEDIATRIC ASSOCIATES			3	100%	3
OPTUM OF RED ROAD		3			3

# COVID-19: testing by laboratory

Data through Feb 13, 2021 verified as of Feb 14, 2021 at 09:25 AM

Data in this report are provisional and subject to change.

The numbers in the table below represent the number of Florida and non-Florida residents for whom test results were received by the Department of Health. A person can be tested by more than one laboratory and can have both positive and negative results. **Therefore, the sum of the numbers in each column will be larger than the total number of people tested.**

Reporting lab	Inconclusive	Negative	Positive	Percent positive	Total
ADVANCED MEDICAL RESEARCH CENTER LLC			3	100%	3
MEDEXPRESS URGENT CARE, BELLE VERNON		3			3
COVANCE CLS			3	100%	3
PREMIER FAMILY AND SPORTS MEDICINE		2	1	33%	3
ARC POINT LABS OF AUSTIN NORTH			3	100%	3
MEADOWS AT CYPRESS GARDENS, THE		3			3
MINUTECLINIC DIAGNOSTIC MED GRP OF SAN		3			3
Kroger 768 - The Little Clinic Leestown Rd		2	1	33%	3
FELICIDAD MEDICAL CENTER INC			3	100%	3
CVS IN3975POCT JEFFERSONVILLE		2	1	33%	3
OPENTRONS PRL		2	1	33%	3
THE OASIS BEACHSIDE		3			3
STRINGFELLOW MEMORIAL HOSPITAL		3			3
UNITY HEALTH AND REHABILITATION CENTER			3	100%	3
ACL LABORATORIES INDUSTRIAL TOXICOLOGY			3	100%	3
Westside Terrace		3			3
ESTERO FIRE RESCUE		3			3
Lenox on the Lake			3	100%	3
SHANDS AT LAKE SHORE LAB		1	2	67%	3
MINUTECLINIC DIAGNOSTIC OF WISCONSIN,		3			3
HILLVIEW LABORATORY			3	100%	3
TMH PHYSICIAN PARTNERS BLOUNTSTOWN			3	100%	3
MINUTECLINIC LLC #5176			3	100%	3
Wynfield Park Health and Rehabilitation		3			3
TRUE HEALTH – LAKE UNDERHILL		3			3
SCIENTIFIC LABORATORY DIVISION			3	100%	3
MINUTECLINIC MINUTECLINIC #921		3			3
LIFE CARE CENTER OF SKAGIT VALLEY		3			3
PATIENT FIRST - ALLENTOWN			3	100%	3
AVANTE INVERNESS		1	2	67%	3
CVS PA813POCT RICHBORO		3			3
FRESENIUS MEDICAL CARE			3	100%	3
TAYLOR MANOR		1	2	67%	3
KISSIMMEE URGENT CARE		3			3
LEE COMMUNITY HEALTHCARE INC NORTH FORT MYERS		3			3
BNR PHARMACY INC		3			3
MINUTECLINIC, LLC #09202		2	1	33%	3
LOYOLA UNIVERSITY MEDICAL CENTER LABORATORY			3	100%	3
TMH PHYSICIAN PARTNERS SOUTHWOOD			3	100%	3
FLORIDA DEPARTMENT OF HEALTH IN MIAMI DADE COUNTY		2	1	33%	3
HOUSTON METHODIST HOSPITAL			3	100%	3
MEDICAL UNIVERSITY SC HOSPITAL			3	100%	3
MEDICAL CENTER OF THE ROCKIES			3	100%	3
SCHIFF CENTER FOR LIVER DISEASES		1	2	67%	3
PUBLIC HEALTH TRUST OF MIAMI DADE COUNTY			3	100%	3
MEDEXPRESS URGENT CARE - WAXAHACHIE, N HIGHWAY 77		1	2	67%	3
FHPG TAMPA PRIMARY CARE			3	100%	3

# COVID-19: testing by laboratory

Data through Feb 13, 2021 verified as of Feb 14, 2021 at 09:25 AM

Data in this report are provisional and subject to change.

The numbers in the table below represent the number of Florida and non-Florida residents for whom test results were received by the Department of Health. A person can be tested by more than one laboratory and can have both positive and negative results. **Therefore, the sum of the numbers in each column will be larger than the total number of people tested.**

Reporting lab	Inconclusive	Negative	Positive	Percent positive	Total
INTERNAL MEDICINE AND WOUND CARE SPECIALIST LLC		3			3
CVS IL8747POCT CHICAGO		3			3
GRADY MEMORIAL HOSPITAL/MICRO			3	100%	3
CVS MN6811POCT PLYMOUTH		3			3
COASTAL LABORATORIES OF FLORIDA			3	100%	3
CVS PA233POCT NEWTOWN SQUARE		3			3
SOUTH LAKE FAMILY HEALTH CENTER			3	100%	3
BRIGHAM AND WOMEN'S HOSPITAL			3	100%	3
MINUTECLINIC DIAGNOSTIC OF TN, PC 6304		2	1	33%	3
Mill Valley Care Center		3			3
ORLANDO REGIONAL HEALTH SERVICES		1	2	67%	3
MINUTECLINIC DIAGNOSTIC OF TN PC #240		3			3
MED FUSION			3	100%	3
Rosedale Green		3			3
COASTAL SKIN SURGERY AND DERMATOLOGY PL		3			3
MEDEXPRESS URGENT CARE-CHIPPEWA		2	1	33%	3
CVS NC7588POCT ASHEVILLE		3			3
MEDEXPRESS URGENT CARE-CLOQUET		3			3
CVS PA5890POCT MONROEVILLE		2	1	33%	3
AUSTIN PUBLIC HEALTH			3	100%	3
ST LUKES HOSPITAL LABORATORY		2	1	33%	3
BRANDON REGIONAL EMERGENCY CTR			3	100%	3
NOVANT HEALTH PRESBYTERIAN		2	1	33%	3
GREATER MOBILE URGENT CARE – SPRINGHILL			3	100%	3
JS HEALTHCARE		2	1	33%	3
NORTH CAROLINA DEPT OF HEALTH & HUMAN SRVCS STATE LAB OF PUBLIC HEALTH			3	100%	3
THE PATHOLOGY LABORATORY		1	2	67%	3
MINUTE CLINIC, LLC #4650		3			3
HALIFAX HEALTH CARE FOR WOMEN		3			3
WYOMING DEPT OF HEALTH			3	100%	3
ALLIANCE FOR MULTISPECIALTY RESEARCH		3			3
QUATRACOR PLLC		3			3
MINUTECLINIC MINUTECLINIC #3665		3			3
CELEBRATION PEDIATRICS PA			3	100%	3
FAMILY MEDICAL CLINIC HOMESTEAD, LLC			3	100%	3
TUFTS MEDICAL CENTER			3	100%	3
MOBIL LAB FOR ALL INC		3			3
MINUTECLINIC DIAGNOSTIC OF TEXAS LLC		2	1	33%	3
FLAGLER FAMILY MEDICINE PA			3	100%	3
NEMOURS CHILDRENS PRIMARY CARE HORIZON WEST			3	100%	3
MINUTECLINIC DIAG OF IND, LLC #6483		1	2	67%	3
MEDEXPRESS URGENT CARE - NORTH LITTLE		2	1	33%	3
SKIPPACK MEDICAL LAB			3	100%	3
DACH MAIN LAB			3	100%	3
ST MARYS MEDICAL CENTER			3	100%	3
Life Care Center of Citrus County		2	1	33%	3
MINUTE CLINIC DIAG OF IND LLC #8674		3			3



# COVID-19: testing by laboratory

Data through Feb 13, 2021 verified as of Feb 14, 2021 at 09:25 AM

Data in this report are provisional and subject to change.

The numbers in the table below represent the number of Florida and non-Florida residents for whom test results were received by the Department of Health. A person can be tested by more than one laboratory and can have both positive and negative results. **Therefore, the sum of the numbers in each column will be larger than the total number of people tested.**

Reporting lab	Inconclusive	Negative	Positive	Percent positive	Total
Fort Gaines Health and Rehab		3			3
CVS TN7289POCT SIGNAL MOUNTAIN		3			3
CROWNE HEALTH CARE OF FORT PAYNE		2	1	33%	3
CARENOW-LEBANON		1	2	67%	3
Kennedy University Hospital -Wash Twp L		3			3
BETH ISRAEL MEDICAL CENTER LABS		3			3
MEDEXPRESS URGENT CARE - LITTLE ROCK		2	1	33%	3
HEALTHQUEST, INC		2	1	33%	3
LITTLE SPURS PEDIATRIC URGENT CARE		1	2	67%	3
OHIO HEALTH DOCTORS HOSPITAL			3	100%	3
BOLING, STEPHANIE		3			3
LOWELL GENERAL HOSPITAL			2	100%	2
INTERNAL MEDICINE & PEDIATRICS WELLNESS CENTER			2	100%	2
MINUTECLINIC, DIAGNOSTIC OF TEXAS, LLC		2			2
ORANGE COUNTY HEALTH DEPARTMENT		1	1	50%	2
CLINICA HISPANIA			2	100%	2
AMERICAN MEDICAL LABORATORIES			2	100%	2
NEMOURS CHILDRENS PRIMARY CARE			2	100%	2
ST. ELIZABETH HEALTHCARE			2	100%	2
MAINE CENTER FOR DISEASE CONTROL AND PREVENTION			2	100%	2
CVS OH6149POCT UPPER ARLINGTON		1	1	50%	2
HENDRY/GLADES COUNTY HEALTH DEPARTMENT		2			2
ADVANCE FAMILY PRACTICE LLC			2	100%	2
EAST NAPLES PEDIATRICS			2	100%	2
DELRAY BEACH HEALTH DEPT LAB			2	100%	2
INTEGRITY CLINICAL RESEARCH CENTER INC		1	1	50%	2
SPECTRA LABS		1	1	50%	2
ST. JOSEPH REGIONAL MEDICAL CENTER			2	100%	2
US LABS		2			2
KAILOS GENETICS INC			2	100%	2
MEDLOGIC, LLC		2			2
MD NOW URGENT CARE CENTER INC.			2	100%	2
NEW YORK STATE DEPARTMENT OF HEALTH		1	1	50%	2
MEMORIAL SLOAN KETTERING CANCER CENTER		1	1	50%	2
EASTSIDE SPORTS COMPLEX			2	100%	2
MINUTECLINIC DIAGNOSTIC OF OHIO #4401		2			2
FLORIDA DEPARTMENT OF HEALTH IN ALACHUA COUNTY -			2	100%	2
FAMILY FIRST PEDIATRICS			2	100%	2
NEBRASKA MEDICAL CENTER			2	100%	2
BIRMINGHAM INTERNAL MEDICINE ASSOCIATE		1	1	50%	2
THE RIM URGENT CARE			2	100%	2
CVS IL1170POCT JOLIET		2			2
CLINICAL CARE ASSOCIATES			2	100%	2
UT PATH			2	100%	2
JUST BELIEVE RECOVERY CENTER			2	100%	2
CITY OF NEW YORK DEPARTMENT OF HEALTH			2	100%	2
U OF MIAMI MILLER SCHOOL OF MEDICINE			2	100%	2

# COVID-19: testing by laboratory

Data through Feb 13, 2021 verified as of Feb 14, 2021 at 09:25 AM

Data in this report are provisional and subject to change.

The numbers in the table below represent the number of Florida and non-Florida residents for whom test results were received by the Department of Health. A person can be tested by more than one laboratory and can have both positive and negative results. **Therefore, the sum of the numbers in each column will be larger than the total number of people tested.**

Reporting lab	Inconclusive	Negative	Positive	Percent positive	Total
MANSFIELD MEDICAL LODGE			2	100%	2
87TH MEDICAL GROUP - MCGUIRE AMBULATORY CARE FACILITY		2			2
MINUTECLINIC DIAG OF IND, LLC #6553		2			2
BAYCARE LABORATORIES			2	100%	2
GINKGO-IXLAYER		2			2
Walgreens #10207		2			2
AdventHealth Care Center Orlando North			2	100%	2
SARASOTA IMMEDIATE CARE			2	100%	2
SIGNATURE HEALTHCARE OF MIDDLEBURG		2			2
SOUTHSIDE FAMILY MEDICAL		2			2
HEARTLAND HOME HEALTH CARE		2			2
UW HOSPITAL AND CLINICS		1	1	50%	2
CVS MINUTE CLINIC DIAGNOSTIC OF KANSAS, PA		2			2
JULIE STAATS DO		2			2
JOHNSON CITY MEDICAL CENTER		1	1	50%	2
BMC/JACSONVILLE		1	1	50%	2
Avanti Wellness and Rehab			2	100%	2
FLORIDA PRIMARY CARE CENTER PA		2			2
RAPID URGENT CARE - ALBANY			2	100%	2
CVS IN6559POCT AVON		2			2
JOHN D. ARCHBOLD MEM. HOSPITAL			2	100%	2
LEE MEMORIAL HEALTH SYSTEM D/B/A			2	100%	2
INTEGRATED REGIONAL LABS			2	100%	2
SYLVAN NURSING			2	100%	2
SUNSHINE STATE DIALYSIS			2	100%	2
ASCENSION ST MICHAEL'S HOSPITAL LAB		1	1	50%	2
PINARD HOME HEALTH SERVICES INC			2	100%	2
AGILE URGENT CARE			2	100%	2
MINUTE CLINIC DIAGNOSTIC OF KANSAS PA		2			2
MINUTECLINIC DIAG OF IND, LLC #8645		2			2
AFTER HOURS PEDS			2	100%	2
Kroger 739 - The Little Clinic La Grange Road		2			2
NATIONWIDE LABORATORY SERVICES		1	1	50%	2
PALM MEDICAL CENTER - PLANT CITY		2			2
STUART SURGERY CENTER, LLC			2	100%	2
OAKBRIDGE TERRACE AT SAE			2	100%	2
MADISON HOSPITAL LABORATORY			2	100%	2
SUNBRIDGE CARE & REHAB FOR DECATUR		2			2
POINT OF CARE PRIVATE HEALTH MANAGEMENT			2	100%	2
ADVOCATE SHERMAN HOSPITAL			2	100%	2
SANIBEL MEDICAL CLINIC			2	100%	2
DURAND SENIOR CARE & REHAB CENTER		2			2
Kroger 093 - The Little Clinic Stapleton		1	1	50%	2
Parkridge Specialty Care		2			2
CVS NC7213POCT MATTHEWS		2			2
TALLAHASSEE MEMORIAL HEALTHCARE FAMILY MED RESIDENCY			2	100%	2
LEE MEMORIAL HOSPITAL BLOOD GAS LAB			2	100%	2

# COVID-19: testing by laboratory

Data through Feb 13, 2021 verified as of Feb 14, 2021 at 09:25 AM

Data in this report are provisional and subject to change.

The numbers in the table below represent the number of Florida and non-Florida residents for whom test results were received by the Department of Health. A person can be tested by more than one laboratory and can have both positive and negative results. **Therefore, the sum of the numbers in each column will be larger than the total number of people tested.**

Reporting lab	Inconclusive	Negative	Positive	Percent positive	Total
New Jersey Aim At Smg		2			2
CRUC CMCH-COVID-19		2			2
CARE NOW, INC			2	100%	2
CVS MO4850POCT SPRINGFIELD		2			2
YOUTH AND YOU, INC		2			2
REGIONS HOSPITAL LABORATORY			2	100%	2
BELLIN HOSPITAL			2	100%	2
Kroger 448 - The Little Clinic Mason		2			2
GENESIS FAMILY PRACTICE			2	100%	2
PM PEDIATRICS OF BAYSIDE, PLLC - MANHASSET		2			2
UNIVERSITY OF MARYLAND MEDICAL CENTER			2	100%	2
CVS PA1657POCT YORK		1	1	50%	2
CVS IL3163POCT OAK PARK		2			2
NORTHSIDE FAMILY MEDICINE AND URGENT CARE (EAST COBB)		2			2
FULGENT GENETICS HOUSTON		2			2
NAVAL BRANCH MEDICAL CLINIC			2	100%	2
Kroger 096 - The Little Clinic Orchard and Holly		2			2
320 S TRANSIT ST		2			2
SPRING HILL REGIONAL HOSPITAL			2	100%	2
CLEARWATER PAIN MANAGEMENT ASSOCIATES			2	100%	2
AUGUSTA HEALTH SKILLED CARE			2	100%	2
UT AUSTIN UNIVERSITY HEALTH SERVICES			2	100%	2
MINUTECLINIC DIAGNOSTIC OF TEXAS, LLC #7435		2			2
MEMORIAL HERMANN CONSOLIDATED LABORATORY SERVICES			2	100%	2
FLORIDA DEPARTMENT OF HEALTH IN LEE COUNTY		1	1	50%	2
GULF COAST REGIONAL MEDICAL CARE		2			2
APALACHEE CENTER INC		2			2
CONEMAUGH MEMORIAL MEDICAL CENTER		2			2
Good Samaritan Society-Blackduck		1	1	50%	2
MID-FLORIDA PATHOLOGY LLC - MOBILE UNIT # 3			2	100%	2
MEDEXPRESS URGENT CARE - MYLAN			2	100%	2
MEDEXPRESS URGENT CARE-SALINA, S 9TH ST		2			2
MEDEXPRESS URGENT CARE-MT PLEASANT		1	1	50%	2
UNIVERSITY HOSPITAL OF BROOKLYN		2			2
POINTE AT NEW PORT PLACE,THE		2			2
CENTRAL FLORIDA FAMILY HEALTH CENTER		2			2
WEST FLORIDA MEDICAL ASSOCIATES, PA			2	100%	2
MEDI-DRUG INC		2			2
CHARLOTTE COUNTY HEALTH DEPARTMENT			2	100%	2
PALOS COMMUNITY HOSPITAL LABORATORY			2	100%	2
INTEAM HEALTH, INC.			2	100%	2
ILLINOIS DEPT OF PUBLIC HEALTH LABS			2	100%	2
HAWAII DEPARTMENT OF HEALTH			2	100%	2
CVS CT1123POCT SOUTHBURY		2			2
HERNANDO CHILDREN'S			2	100%	2
UNIVERSITY HEALTH SERVICES RIVER CAMPUS		2			2
DESERT HOSPITAL/CPHU CLINICAL LABORATORY			2	100%	2

# COVID-19: testing by laboratory

Data through Feb 13, 2021 verified as of Feb 14, 2021 at 09:25 AM

Data in this report are provisional and subject to change.

The numbers in the table below represent the number of Florida and non-Florida residents for whom test results were received by the Department of Health. A person can be tested by more than one laboratory and can have both positive and negative results. **Therefore, the sum of the numbers in each column will be larger than the total number of people tested.**

Reporting lab	Inconclusive	Negative	Positive	Percent positive	Total
CHILDREN'S MEDICAL CENTER-EAST ORLANDO			2	100%	2
STARR COUNTY MEMORIAL HOSPITAL			2	100%	2
EXPRESS CARE OF THE SHOALS		1	1	50%	2
ALVERNO CLINICAL LABORATORIES			2	100%	2
CVS NC7548POCT FUQUAY VARINA		1	1	50%	2
Kroger 647 - The Little Clinic Newnan Crossings		1	1	50%	2
SOUTHEAST GEORGIA HEALTH SYSTEM			2	100%	2
BLUETAIL MEDICAL GROUP, LLC		1	1	50%	2
CVS IL8751POCT CHICAGO		2			2
VELOCITY URGENT CARE			2	100%	2
CVS NJ2815POCT E BRUNSWICK		2			2
RIVERVIEW MEDICAL CLINIC		2			2
MINUTECLINIC DIAGNOSTIC OF OHIO #6192		2			2
MINUTE CLINIC DIAGNOSTIC OF VIRGINIA, LLC #6292		2			2
MINUTECLINIC DIAGNOSTIC PA #3344		2			2
APC PEDIATRICS			2	100%	2
NORTHEAST PEDIATRICS			2	100%	2
NORTH MCALLEN PEDIATRIC CENTER			2	100%	2
BAPTIST HOSPITAL OF MIAMI MCI BROWARD LABORATORY			2	100%	2
AUSTIN REGIONAL CLINIC MICROBIOLOGY LAB			2	100%	2
LILY PHARMACY		2			2
THOMASVILLE REGIONAL MEDICAL CENTER		2			2
EMERALD TRACE		2			2
MARTIN MEDICAL CENTER INC		1	1	50%	2
USCG ABBOTT BINAXNOW		1	1	50%	2
Greystone Nursing and Rehab, LLC			2	100%	2
IN & OUT URGENT CARE METAIRIE			2	100%	2
Birchaven		2			2
ASPIRUS RIVERVIEW HOSPITAL & CLINICS INC		1	1	50%	2
FEDERAL CORRECTIONAL INSTITUTION MARIANNA			2	100%	2
MORRISTOWN MEMORIAL HOSPITAL		2			2
ADVANCED MEDICAL OF FLORIDA			2	100%	2
KIVA AT MOUNT DORA			2	100%	2
PHYSICIANS CARE INC		1	1	50%	2
GASTROENTEROLOGY ASSOCIATES			2	100%	2
CVS IN6572POCT INDIANAPOLIS		2			2
MC DIAGNOSTIC OF CONNECTICUT, PC #114		2			2
ASANTE ROGUE REGIONAL MEDICAL CENTER L		2			2
HEALTH FIRST MEDICAL GROUP			2	100%	2
SUMMERFIELD RETIREMENT LIVING, INC			2	100%	2
CVS PHARMACY INC DBA CVS/PHARMACY #10908		2			2
FASTCARE LLC			2	100%	2
SHELL POINT HOME HEALTH			2	100%	2
WHITESANDS OUTPATIENT TREATMENT		2			2
DALLAS VA MEDICAL CENTER - VA NORTH TEXAS HEALTH CARE SYSTEM			2	100%	2
MONICE DR.			2	100%	2
MEDICAL CITY DALLAS HOSPITAL			2	100%	2

# COVID-19: testing by laboratory

Data through Feb 13, 2021 verified as of Feb 14, 2021 at 09:25 AM

Data in this report are provisional and subject to change.

The numbers in the table below represent the number of Florida and non-Florida residents for whom test results were received by the Department of Health. A person can be tested by more than one laboratory and can have both positive and negative results. **Therefore, the sum of the numbers in each column will be larger than the total number of people tested.**

Reporting lab	Inconclusive	Negative	Positive	Percent positive	Total
KEY WEST HMA PHYSICIAN MANAGEMENT, LLC			2	100%	2
DOCTOR 4 U CLINIC			2	100%	2
MINUTECLINIC 7196		2			2
ACM MEDICAL LABORATORY ALLIANCE			2	100%	2
TENNESSEE VALLEY HCS			2	100%	2
GERM BUSTERS 911 LLC			2	100%	2
MEDEXPRESS URGENT CARE - OMAHA N 72 ST		2			2
AZALEA HEALTH AND REHABILITATION		2			2
CVS GA5637POCT VILLA RICA		2			2
ADVENTHEALTH MEDICAL GROUP PEDIATRICS AT APOPKA		2			2
TRUE HEALTH INC			2	100%	2
STARR CITY OF ROMA COMMUNITY CENTER			2	100%	2
Kroger 020 - The Little Clinic Wheat Ridge		2			2
DRR JMC URGENT CARE DONALD ROSS			2	100%	2
MEMORIAL HOSPITAL OF CARBONDALE			2	100%	2
Good Samaritan Society Waukon		2			2
UNITED MEMORIAL MEDICAL CENTER			2	100%	2
PTC LABORATORIES			2	100%	2
SPRINGFIELD HOSPITAL LABORATORY			2	100%	2
CVS HEALTH, #1994		1	1	50%	2
ORLANDO LUTHERAN TOWERS		1	1	50%	2
PEACEHEALTH CENTRAL		2			2
INSPIRIT SENIOR LIVING			2	100%	2
MERCY CONVENIENT CARE			2	100%	2
JEFFERSON WASHINGTON TOWNSHIP HOSPITAL		2			2
CVS TX2263POCT SAN ANTONIO		2			2
NEMOURS CHILDREN'S PRIMARY CARE THE VILLAGES		2			2
AKRON GENERAL MEDICAL CENTER MAIN		2			2
DOCTORS MEDICAL CTR OF WALTON COUNTY			2	100%	2
NORTON IMMEDIATE CARE CENTER - PRESTON			2	100%	2
441 URGENT CARE-MULBERRY			2	100%	2
MIDDLEBURG PEDIATRICS			2	100%	2
TMH EC NORTHEAST LABORATORY			2	100%	2
FIRST CHOICE MEDICAL PC			2	100%	2
CARE CENTERS OF NASSAU LLC MINER ROAD NORTH		2			2
HOPE HEALTH CARE, LLC		2			2
Heartland Healthcare Center Boca Raton			2	100%	2
PALMETTO FAMILY HEALTH CENTER			2	100%	2
SWEDISH COVENANT HOSPITAL			2	100%	2
WARE EXPRESS CARE			2	100%	2
CARE ATC SUN HYDRAULICS TALLAVAST			2	100%	2
MEDEXPRESS URGENT CARE- COLUMBIA HEIGH		2			2
URGENT CARE AND SURGERY CENTER			2	100%	2
MEDEXPRESS URGENT CARE - CEDAR KNOLLS		2			2
MINUTECLINIC, LLC #07852		2			2
OLEAN GENERAL HOSPITAL		2			2
Walgreens #5984		2			2



# COVID-19: testing by laboratory

Data through Feb 13, 2021 verified as of Feb 14, 2021 at 09:25 AM

Data in this report are provisional and subject to change.

The numbers in the table below represent the number of Florida and non-Florida residents for whom test results were received by the Department of Health. A person can be tested by more than one laboratory and can have both positive and negative results. **Therefore, the sum of the numbers in each column will be larger than the total number of people tested.**

Reporting lab	Inconclusive	Negative	Positive	Percent positive	Total
LEXINGTON PLACE			2	100%	2
MEDEXPRESS URGENT CARE - SOUTH CHARLESTON		2			2
MINUTE CLINIC DIAGNOSTIC OF VIRGINIA, LLC #7543		2			2
ASHLEY PEDIATRICS			2	100%	2
BROOKDALE LAKE MARY			2	100%	2
MINUTECLINIC DIAGNOSTIC OF NORTH CARO		2			2
PRECISION CLINICAL RESEARCH			2	100%	2
LACORP		1	1	50%	2
COVANCE			2	100%	2
JRS LABORATORY			2	100%	2
UNIVERSITY OF MISSOURI HEALTH CARE			2	100%	2
GOUVERNEUR HOSPITAL LABORATORY		2			2
CAREWELL JW - WORCESTER LNC			2	100%	2
Delaware Court Healthcare Center		2			2
MINUTE CLINIC DIAGNOSTIC OF VIRGINIA, LLC #1905		2			2
GOLISANO PEDIATRICS PORT CHARLOTTE HARBOR		2			2
PENSACOLA MEDICAL CLINIC LLC			2	100%	2
MEDEXPRESS URGENT CARE - LINCOLN VILLA		2			2
GIGI WOOD DAVIS DO-FAMILY MEDICINE		2			2
WISCONSIN STATE LABORATORY OF HYGIENE		1	1	50%	2
FLORIDA DEPARTMENT OF HEALTH IN ESCAMBIA COUNTY		1	1	50%	2
SARNO FAMILY PRACTICE		1	1	50%	2
CVS PA7611POCT ALLISON PARK		2			2
POPLAR HEALTHCARE			2	100%	2
BAYSTATE MEDICAL CENTER		1	1	50%	2
MANASOTA PEDIATRICS			2	100%	2
PRECISION DIAGNOSTIC INC		2			2
AIRPORT CLINIC			2	100%	2
UK HEALTHCARE			2	100%	2
GREEN POINT RX INC DBA ALTRU CHEMISTS		2			2
CATHOLIC HEALTH LABORATORY SERVICES		2			2
Lake Charles Healthcare LLC dba Landmark Lake Charles			2	100%	2
WOMENS CARE FLORIDA LLC-LABORATORY		2			2
OUR LADY OF THE LAKE REGIONAL MEDICAL CENTER			2	100%	2
ABC PEDIATRICS OF PORT ST LUCIE		2			2
STATCARE URGENT AND WALK-IN			2	100%	2
PROSPECT URGENT CARE			2	100%	2
MINUTECLINIC MINUTECLINIC #4978		1	1	50%	2
Kroger 125 - The Little Clinic Castle Rock		2			2
MEMORIAL HOSPITAL OF SOUTH BEND			2	100%	2
BAYFRONT FAMILY HEALTH CENTER			2	100%	2
AMI ST FRANCIS HOSPITAL LABORATORY		1	1	50%	2
LEGACY ER & URGENT CARE - FRISCO WEST			2	100%	2
FLORIDA MEDICAL CENTER			2	100%	2
Luther Acres Manor		2			2
MURFREESBORO MEDICAL CLINIC		2			2
MCLAREN REGIONAL MEDICAL CENTER			2	100%	2

# COVID-19: testing by laboratory

Data through Feb 13, 2021 verified as of Feb 14, 2021 at 09:25 AM

Data in this report are provisional and subject to change.

The numbers in the table below represent the number of Florida and non-Florida residents for whom test results were received by the Department of Health. A person can be tested by more than one laboratory and can have both positive and negative results. **Therefore, the sum of the numbers in each column will be larger than the total number of people tested.**

Reporting lab	Inconclusive	Negative	Positive	Percent positive	Total
Stillwater Healthcare		2			2
WE CARE HOME HEALTH SOLUTIONS LLC			2	100%	2
EXPEDIAN URGENT CARE			2	100%	2
ADVANCED MEDICAL CARE			2	100%	2
WALGREENS #05477		2			2
CVS M05655POCT LIBERTY			2	100%	2
REELFOOT FAMILY WALK IN CLINIC - TIPT		2			2
WALGREENS #13605		2			2
STARMED FAMILY & URGENT CARE			2	100%	2
MERCY HOSPITAL			2	100%	2
CHI MEMORIAL PRIMARY CARE ASSOCIATES-A		2			2
ESCANDON DIAGNOSTIC CLINIC			2	100%	2
LAKEVIEW HEALTHCARE SYSTEM LLC			2	100%	2
Robert Wood Johnson University Hospital		1	1	50%	2
PARKRIDGE MEDICAL CENTER			2	100%	2
MEASE COUNTRYSIDE HOSPITAL CARDIAC REH			2	100%	2
FIRST PREVENTION AND DIALYSIS CENTER LLC			2	100%	2
INSPIRE HEALTHCARE CENTER			2	100%	2
WELL HEALTH LABS			2	100%	2
PALM CITY NURSING AND REHAB CENTER			2	100%	2
COMMUNITY HEALTH CENTERS INC			2	100%	2
MANATEE MEMORIAL HOSPITAL CLINICAL LABORATORY			2	100%	2
MEDSTAR HARBOR HOSPITAL			2	100%	2
COL CROSSROAD		1	1	50%	2
MALABAR FAMILY PRACTICE		1	1	50%	2
CVS M08581POCT BLUE SPRINGS		1	1	50%	2
EASTLAKE MEDICAL CENTER		2			2
Alden Terrace of McHenry			2	100%	2
CVS PA258POCT MCKEES ROCKS		2			2
Kroger 127 - The Little Clinic Lakewood-Alameda		2			2
WEAKLEY COUNTY REHAB AND NURSING CENTER		2			2
LPG PRIMARY CARE AT MATTHEW DRIVE		2			2
BAYLOR COLLEGE OF MEDICINE			2	100%	2
CERTIVIA LABORATORIES			2	100%	2
COOPER CLINIC			2	100%	2
QUEST DIAGNOSTICS CLINICAL LABORATORIES INC		2			2
MINUTECLINIC DIAGNOSTIC OF NEVADA-9586		1	1	50%	2
NORTH COUNTRY FAMILY HEALTH CENTER INC		2			2
MEDEXPRESS URGENT CARE, LANCASTER WEST		1	1	50%	2
Kroger 412 - The Little Clinic Oxford		2			2
Kroger 426 - The Little Clinic Suwanee		2			2
VA CBOC			2	100%	2
SANTA ROSA COUNTY HEALTH DEPARTMENT			2	100%	2
WALKONCLINIC			2	100%	2
MISSION HOSPITAL REGIONAL MEDICAL CENTER			2	100%	2
CIGNA GATEWAY			2	100%	2
DOCTORS CARE OF PALM COAST			2	100%	2

# COVID-19: testing by laboratory

Data through Feb 13, 2021 verified as of Feb 14, 2021 at 09:25 AM

Data in this report are provisional and subject to change.

The numbers in the table below represent the number of Florida and non-Florida residents for whom test results were received by the Department of Health. A person can be tested by more than one laboratory and can have both positive and negative results. **Therefore, the sum of the numbers in each column will be larger than the total number of people tested.**

Reporting lab	Inconclusive	Negative	Positive	Percent positive	Total
NYU WINTHROP LABORATORY		2			2
EXPRESS CARE WALK-IN CLINIC			2	100%	2
CVS PA7132POCT THORNDALE		2			2
BLACK STALLION WALK IN AND EXERCISE CLINICS LLC		1	1	50%	2
CARESPOT URGENT CARE		1	1	50%	2
CVS MD1881POCT DUNKIRK		2			2
Kroger 130 - The Little Clinic Colorado Springs		2			2
CVS OH6185POCT PICKERINGTON		2			2
CVS MO5724POCT KANSAS CITY		2			2
STUDENT HEALTH SERVICES			2	100%	2
ARCPPOINT LABS OF ALTAMONTE SPRINGS			2	100%	2
BERGEN COUNTY SURGICAL AND ENDOSCOPY CENTER		2			2
BAYSHORE MEDICAL CENTER			2	100%	2
CVS TX10140POCT THE WOODLANDS		2			2
SOUTHERN TENNESSEE MEDICAL CENTER			2	100%	2
PEDIATRICS IN NORTH FLORIDA PA			2	100%	2
CROSSROADS			2	100%	2
CVS TX1104POCT ALLEN		2			2
VA OUTPATIENT PHARMACY			2	100%	2
HCR MANOR CARE SERVICES OF FLORIDA III INC		2			2
Iron County Medical Care Facility		2			2
BUFFALO CROSSINGS HEALTHCARE AND REHABILITATION CENTER			2	100%	2
RIVERSIDE METHODIST HOSPITAL LAB			2	100%	2
JOHNNIE RUTH CLARKE LAB			2	100%	2
NORTH MANATEE HEALTH CARE CENTER			2	100%	2
ManorCare Health Services Camp Hill		2			2
FLORIDA CLINICAL LABORATORY INC			2	100%	2
CVS NC3803POCT MOORESVILLE		2			2
KETAMINE HEALTH CENTERS AT BONITA SPRINGS, LLC		2			2
MEDEXPRESS URGENT CARE- ALLISON PARK		1	1	50%	2
CVS OH5457POCT POWELL		2			2
MAYO CLINIC GROUP PRACTICE LABORATORY			2	100%	2
Lakeside Oaks Care Center			2	100%	2
VOLUNTEERS OF AMERICA OF FLORIDA			2	100%	2
MEDEXPRESS URGENT CARE FOX CHAPEL		2			2
ST LUCIE COUNTY HEALTH DEPARTMENT		1	1	50%	2
MEMORIAL HEALTH UNIVERSITY MEDICAL CENTER			2	100%	2
BRITO MEDICAL CENTER			2	100%	2
TEXAS HEALTH CARE			2	100%	2
MEDEXPRESS URGENT CARE - BROOKHAVEN		2			2
MEDEXPRESS URGENT CARE - BRIDGEVILLE		2			2
PALM BAY COMMUNITY OUTPATIENT CLINIC		2			2
Kroger 853 - The Little Clinic East Broad Street		2			2
The Grand Rehabilitation & Nursing Utica		2			2
HPH HOME CARE		1	1	50%	2
Iowa Veterans Home		2			2
CVS MA447POCT NORTHAMPTON		2			2

# COVID-19: testing by laboratory

Data through Feb 13, 2021 verified as of Feb 14, 2021 at 09:25 AM

Data in this report are provisional and subject to change.

The numbers in the table below represent the number of Florida and non-Florida residents for whom test results were received by the Department of Health. A person can be tested by more than one laboratory and can have both positive and negative results. **Therefore, the sum of the numbers in each column will be larger than the total number of people tested.**

Reporting lab	Inconclusive	Negative	Positive	Percent positive	Total
BD MEDICAL SYSTEMS			2	100%	2
MAJESTIC GUARDIANS			2	100%	2
FLORIDA SCHOOL FOR THE DEAF & BLIND			2	100%	2
SMITH NORTHVIEW HOSPITAL LAB			2	100%	2
FLORIDA MEDICAL CENTER OF CLEARWATER		2			2
CSS- TWELVE OAKS			2	100%	2
CLEVELAND CLINIC IMAGING			2	100%	2
BAY CORRECTIONAL AND REHABILITATION FACILITY			2	100%	2
MILFORD REGIONAL HOSPITAL			2	100%	2
Kroger 619 - The Little Clinic Hendersonville Indian Lake		2			2
NEW GEN LABS			2	100%	2
FKC AMELIA ISLAND DIALYSIS			2	100%	2
JUPITER INTERNAL MEDICINE AND ASSOCIATES			2	100%	2
PUBLIC HEALTH LABORATORY	1		1	50%	2
MINUTECLINIC DIAGNOSTIC OF OHIO #6139		2			2
FLORIDA MEDICAL CLINIC CARDIOLOGY-ZH			2	100%	2
MINUTE CLINIC LLC #6765		2			2
LAKE BALDWIN			2	100%	2
BAPTIST HEALTHCARE - LAKEVIEW CENTER INC		2			2
SUNSHINE PHARMACY		2			2
MOBILE HEALTH LABS LLC			2	100%	2
MINUTECLINIC DIAGNOSTIC MED GRP OF ORA		1	1	50%	2
IN AND OUT URGENT CARE			2	100%	2
CENTRAL FLORIDA PRIMARY CARE			2	100%	2
Timber Ridge Health Care Center			2	100%	2
FLAGLER PROFESSIONAL HEALTH CAE SERVICES INC		2			2
MINUTECLINIC DIAGNOSTIC PA #7110		2			2
SANTOS REHABILITATION CENTER INC			2	100%	2
BIOMAT USA			2	100%	2
WINKLER COURT		1	1	50%	2
VALLEY BAPTIST MEDICAL CENTER: BROWNSVILLE			2	100%	2
ORMOND BEACH URGENT CARE			2	100%	2
JOSEPH SCHENKER MD PC		2			2
DAYTON CHILDRENS HOSPITAL LAB			2	100%	2
BRANDYWYNE HEALTH CARE CENTER			2	100%	2
WELLMED AT FORT PIERCE		1	1	50%	2
MIAMI DADE MEDICAL RESEARCH INSTITUTE			2	100%	2
SUNNYSIDE MANOR		2			2
IVY ROSEN MD PLLC		2			2
MIDWAY SPECIALTY CARE RX LLC			2	100%	2
ST JOHN'S RIVERSIDE HOSPITAL		2			2
LAB CORP OF AMER SAN DIEGO			2	100%	2
CVS NC7047POCT DURHAM		2			2
MINUTECLINIC DIAGNOSTIC MEDICAL		2			2
MARCO ISLAND MEDICAL CENTER			2	100%	2
MINUTECLINIC DIAGNOSTIC, PA #10252		2			2
MEDEXPRESS - WILMINGTON KIRKWOOD HIGHWAY		2			2

# COVID-19: testing by laboratory

Data through Feb 13, 2021 verified as of Feb 14, 2021 at 09:25 AM

Data in this report are provisional and subject to change.

The numbers in the table below represent the number of Florida and non-Florida residents for whom test results were received by the Department of Health. A person can be tested by more than one laboratory and can have both positive and negative results. **Therefore, the sum of the numbers in each column will be larger than the total number of people tested.**

Reporting lab	Inconclusive	Negative	Positive	Percent positive	Total
NEIGHBORCARE PHARMACY SERVICES		2			2
BAYSIDE URGENT CARE CENTER INC			2	100%	2
HAMILTON COUNTY HEALTH DEPARTMENT		2			2
HOME ACCESS HEALTH			2	100%	2
PEDIATRIC HEALTH CARE		1	1	50%	2
LABRADOR PRIMARY CARE CENTER			2	100%	2
PICHARDO CLINIC, THE			2	100%	2
GENETIC ASSAYS INC			2	100%	2
PM PEDIATRICS OF SELDEN, PLLC		2			2
RIGHT AT HOME			2	100%	2
EDGEWATER RETIREMENT MANOR			2	100%	2
THE FOUNTAIN AT BOCA CIEGA BAY		2			2
OPP HEALTH AND REHABILITATION		2			2
Cedar Valley Nursing & Rehab Center		2			2
MEDEXPRESS URGENT CARE - SPRINGFIELD, COOLEY ST		2			2
FLORIDA KEYS PED & ADOLES CTR			2	100%	2
PATIENT FIRST MEDICAL CENTER-CARYTOWN			2	100%	2
Sears Coastal Nursing and Rehab		2			2
CVS IN7653POCT EVANSVILLE		1	1	50%	2
CVS PA10034POCT PITTSBURGH		2			2
PREMIER MEDICAL LABORATORY			2	100%	2
COMPLETE HEALTH MEDICAL CENTER			2	100%	2
MINUTECLINIC DIAGNOSTIC OF KANSAS PA		2			2
Providence of Sparta Health and Rehabilitation		2			2
CARE NOW DENTON			2	100%	2
HOLY FAMILY MEDICAL CENTER		1	1	50%	2
CARENOW LENEXA			2	100%	2
MINUTECLINIC DIAG OF IND LLC #1138		1	1	50%	2
CDK LIBERTY ENTERPRISES, LLC		2			2
GOLDSTEIN			2	100%	2
CVS GA7064POCT STOCKBRIDGE		2			2
CVS PA2582POCT SPRINGFIELD		2			2
TULANE MEDICAL CENTER			2	100%	2
HEALTH EXPRESS URGENT CARE			2	100%	2
MEDEXPRESS URGENT CARE, HERMITAGE		1	1	50%	2
MEDEXPRESS URGENT CARE-WILKINS TOWNSHIP, WILLIAM PENN HIGHWAY		2			2
FLAGLER MEDICAL ASSOCIATES PA			2	100%	2
SOUTH TAMPA AFTER HOURS CLINIC			2	100%	2
BRENTWOOD AT FORE RANCH			2	100%	2
Alden Des Plaines			2	100%	2
BLACKWATER RIVER			2	100%	2
MEMORIAL HERMANN			2	100%	2
EXPRESSCARE URGENT CARE CENTER			2	100%	2
OCALA REGIONAL KIDNEY CENTER EAST			2	100%	2
HAMILTON CHD		2			2
TWELVE OAKS RECOVERY CENTER			2	100%	2
GOLDMAN SACHS HEALTH CENTER		2			2



# COVID-19: testing by laboratory

Data through Feb 13, 2021 verified as of Feb 14, 2021 at 09:25 AM

Data in this report are provisional and subject to change.

The numbers in the table below represent the number of Florida and non-Florida residents for whom test results were received by the Department of Health. A person can be tested by more than one laboratory and can have both positive and negative results. **Therefore, the sum of the numbers in each column will be larger than the total number of people tested.**

Reporting lab	Inconclusive	Negative	Positive	Percent positive	Total
FLORIDA MEDICAL CLINIC RADIOLOGY DALE MABRY		2			2
CROSSTOWN PHARMACY		2			2
WARD MEMORIAL HOSPITAL		2			2
MARTHA A PRICE MD PA		1	1	50%	2
BAYMEADOWS PRIMARY CARE		2			2
COASTAL MEDICAL LAB			2	100%	2
DEER'S HEAD CENTER		2			2
INA		1	1	50%	2
CVS OH4301POCT NORTHFIELD		2			2
CVS AZ9290POCT PHOENIX		2			2
CLEAR LAKE REGIONAL MEDICAL CENTER			2	100%	2
MOBILE COUNTY HEALTH DEPARTMENT		1	1	50%	2
MAGNOLIA ADULT, LLC			2	100%	2
Hackensack Univ Medical Center At Pasc		1	1	50%	2
WALGREENS #3811			2	100%	2
POMONA VALLEY COMMUNITY HOSPITAL			2	100%	2
INTERNAL MEDICINE ASSOCIATES-DUNELLON			2	100%	2
PHOEBE BERKS HEALTH CARE CENTER		2			2
SCDHEC BUREAU OF LABORATORIES			2	100%	2
ALL PEDIATRIC CARE PA			2	100%	2
STANFORD HEALTH CARE ANATOMIC PATHOLOGY & CLINICAL LAB			2	100%	2
METHODIST MANSFIELD MEDICAL CENTER			2	100%	2
DR. G'S URGENT CARE			2	100%	2
METROHEALTH SYSTEM			2	100%	2
ADVENT HEALTH MEDICAL GROUP FAMILY AND INTERNAL MEDICINE AT AVALON PAR		1	1	50%	2
COOK HOSPITAL AND CARE CENTER		1	1	50%	2
Kings County Hospital Center			2	100%	2
PEACE RIVER MEDICAL CENTER		2			2
SUNCREST OMNI		2			2
PM PEDIATRICS OF BAYSIDE PLLC - HOPEWELL JUNCTION		2			2
TRICORE REFERENCE LABORATORY		1	1	50%	2
MINUTECLINIC, LLC #1452		2			2
PHYSICIANS LABORATORY SERVICES			2	100%	2
ROCKWALL URGENT CARE			2	100%	2
Georgiana Health and Rehabilitation, LLC		2			2
MINUTECLINIC OF NEVADA-2955 S FT APACH		2			2
SACRED HEART HOSPITAL ON THE EMERALD			2	100%	2
Medilodge of Montrose		2			2
MASSACHUSETTS DEPARTMENT OF HEALTH			2	100%	2
MEDEXPRESS URGENT CARE - JEANNETTE		2			2
BROOKS -TLC HOSPITAL SYSTEM			2	100%	2
CROSSROADS URGENT CARE DBA URGENT TEA		2			2
ATHENA CARE RESOURCES LLC		2			2
TENNESSEE DEPARTMENT OF HEALTH (TDH) - REGIONAL LABORATORY			2	100%	2
UC CORAL GABLES			2	100%	2
BOONES CREEK URGENT CARE		1	1	50%	2
Kroger 339 - The Little Clinic Highlands - Bardstown Road		2			2

# COVID-19: testing by laboratory

Data through Feb 13, 2021 verified as of Feb 14, 2021 at 09:25 AM

Data in this report are provisional and subject to change.

The numbers in the table below represent the number of Florida and non-Florida residents for whom test results were received by the Department of Health. A person can be tested by more than one laboratory and can have both positive and negative results. **Therefore, the sum of the numbers in each column will be larger than the total number of people tested.**

Reporting lab	Inconclusive	Negative	Positive	Percent positive	Total
PHYSICIANS MEDICAL CENTER		2			2
CORNERSTONE MEDICAL CARE OF BRANDON		2			2
SUNCOAST BLOOD BANK			2	100%	2
ADVENT HEALTH CENTRAL TEXAS		1	1	50%	2
CONCENTRA - ORLANDO SOUTH II		2			2
CVS NV2928POCT LAS VEGAS		2			2
DOUGLASVILLE NURSING AND REHABILITATIO		2			2
LEESBURG REGIONAL MEDICAL CENTER URGENT CARE			2	100%	2
Van Wert Manor		2			2
THE WINDSOR ORTEGA		2			2
Jackson Health Care Facility			2	100%	2
Manorcare Health Services West Reading North		2			2
ROPER HOSPITAL			2	100%	2
SWEETWATER NURSING CENTER		2			2
PARKLAND HEALTH & HOSPITAL			2	100%	2
Huntington Health Care and Rehabilitation Center		2			2
Kroger 328 - The Little Clinic Henderson Road		2			2
Manor Care-Kingston Court of York PA, LLC		2			2
CONCENTRA - PLANT CITY		2			2
DMC UNIVERSITY LABORATORIES		1	1	50%	2
FL DEPT OF HEALTH MARION COUNTY MOBILE HEALTH UNIT			2	100%	2
CHNJ		2			2
RAINY LAKE MEDICAL CENTER			2	100%	2
MINUTECLINIC #1773		2			2
CHESTERFIELD HEALTHCARE GROUP, INC		2			2
ELMHURST MEMORIAL HOSPITAL			2	100%	2
Gracemore Nursing and Rehab		2			2
RENFREW CENTERS INC		2			2
AFFORDABLE PRIMARY CARE LLC		2			2
LIFETIME FAMILY URGENT CARE			2	100%	2
GULF COAST IMMEDIATE CARE CENTER		1	1	50%	2
KANSAS CITY VA MEDICAL CENTER			2	100%	2
SIMMONS			2	100%	2
ONE MEDICAL GROUP		1	1	50%	2
SCIENTIFIC LABORATORY COMPANY		2			2
RAPID RESULT CORP LLC		1	1	50%	2
BEAUFORT MEMORIAL			2	100%	2
PANCARE HEALTH - FRANKLIN CO			2	100%	2
GALEN BAYLOR EXTENSION		2			2
AFC PHYSICIANS OF FLORIDA, PA			2	100%	2
PALMS OF FT MYERS,THE			2	100%	2
FHCP ASC - ORANGE CITY			2	100%	2
MEDICAL CENTER LABORATORY			2	100%	2
CENTRAL ARKANSAS VETERANS HEALTHCARE SYSTEM - VETERANS AFFAIRS			2	100%	2
DNA DIAGNOSTICS CENTER		2			2
MINUTECLINIC DIAG OF IND, LLC #6908		2			2
Kroger 571 - The Little Clinic Hendersonville		1	1	50%	2

# COVID-19: testing by laboratory

Data through Feb 13, 2021 verified as of Feb 14, 2021 at 09:25 AM

Data in this report are provisional and subject to change.

The numbers in the table below represent the number of Florida and non-Florida residents for whom test results were received by the Department of Health. A person can be tested by more than one laboratory and can have both positive and negative results. **Therefore, the sum of the numbers in each column will be larger than the total number of people tested.**

Reporting lab	Inconclusive	Negative	Positive	Percent positive	Total
PROVIDENCE LABORATORY SERVICES		2			2
OURMED		2			2
NORTHWELL HEALTH			2	100%	2
NOVA SOUTHEASTERN UNIVERSITY - STUDENT MEDICAL CTR			2	100%	2
University Center East			2	100%	2
MINUTECLINIC DIAGNOSTICS OF IND LLC		1	1	50%	2
WILSON MEMORIAL HOSPITAL			2	100%	2
WISE HEALTH SYSTEM		1	1	50%	2
MINUTECLINIC DIAGNOSTIC OF PA LLC		2			2
CVS NH6596POCT HAMPTON		2			2
ADVENTIST HINSDALE HOSPITAL LABORATORY			2	100%	2
ADVENTHEALTH IMAGING PARTIN SETTLEMENT			2	100%	2
CHEROKEE COUNTY HEALTH AND REHAB CENTER		2			2
CARTER BLOOD CARE			2	100%	2
BOND COMMUNITY HEALTH CENTER			2	100%	2
SOUTH BEND MEDICAL FOUNDATION			2	100%	2
Hartwell Health and Rehabilitation		2			2
Robert Cranfield			2	100%	2
OELWEIN HEALTH CARE CENTER		2			2
CVS MINUTE CLINIC DIAGNOSTIC OF TN #3293		2			2
PARKWAY DRUGS OF ONEIDA COUNTY NORTH I		1	1	50%	2
ORLANDO HEALTH PHYSICIAN GROUP			2	100%	2
BROOKDALE ALTAMONTE SPRINGS			2	100%	2
TEXAS REGIONAL ASTHMA & ALLERGY CENTER			2	100%	2
UNIVERSITY OF MIAMI SCCC RESEARCH LABORATORY			2	100%	2
THE HOSPITAL OF PROVIDENCE EMERGENCY ROOM			2	100%	2
DAVENPORT PEDIATRICS CLERMONT PA		1	1	50%	2
WILLAMETTE VALLEY TOXICOLOGY LLC		2			2
GRACE HEALTHCARE OF LAKE WALES		1	1	50%	2
Holiday Retirement Home			2	100%	2
ACCESS CARE MEDICAL GROUP LLC		2			2
DOCTOR'S IN-HOUSE LAB/COMMUNITY HEALTH CENTERS OF PINELLAS - JOHNNIE R			2	100%	2
SOUTHEAST GEORGIA HEALTH SYSTEM, INC D		2			2
WHOLE CHILD PEDIATRICS			2	100%	2
CONWAY MEDICAL CENTER			2	100%	2
CALIFORNIA DIVISION OF COMMUNICABLE DISEASE CONTROL			2	100%	2
NLC LABS			2	100%	2
ACCESS LABORATORIES LLC			2	100%	2
ORLANDO FAMILY PHYSICIANS INC			2	100%	2
BAYLOR SCOTT & WHITE COMPREHENSIVE WOUND			2	100%	2
UTMB PATHOLOGY CLINICAL SERVICES LABORATORY			2	100%	2
NIAGARA APOTHECARY INC		2			2
MIDDLE TENN MENTAL HEALTH INSTITUTE		2			2
CVS IN6713POCT BLOOMINGTON		2			2
SOUTHEASTERN INSTITUTE OF RESTORATIVE MEDICINE		1	1	50%	2
SERENADES BY SONATA		1	1	50%	2
Kroger 441 - The Little Clinic Middletown		2			2

# COVID-19: testing by laboratory

Data through Feb 13, 2021 verified as of Feb 14, 2021 at 09:25 AM

Data in this report are provisional and subject to change.

The numbers in the table below represent the number of Florida and non-Florida residents for whom test results were received by the Department of Health. A person can be tested by more than one laboratory and can have both positive and negative results. **Therefore, the sum of the numbers in each column will be larger than the total number of people tested.**

Reporting lab	Inconclusive	Negative	Positive	Percent positive	Total
STEWARD ST ELIZABETH MEDICAL CENTER			2	100%	2
MAIN STREET MEDICAL CENTERS		2			2
UF KANAPAHA LAB BEAKER		2			2
DELAWARE DIAGNOSTICS LABS			2	100%	2
VIRGINIA DEPT OF HEALTH OFFICE OF EPIDEMIOLOGY			2	100%	2
CARE 365			2	100%	2
CVS OH3301POCT WOODMERE		2			2
TRINITAS REGIONAL MEDICAL CENTER		1	1	50%	2
HANOVER ENDOSCOPY CENTER		2			2
First Care Living Center/Essentia Health			2	100%	2
BIONIC TECHNOLOGIES CORPORATION			2	100%	2
CVS CA9606POCT TEMECULA		2			2
HOLY TRINITY PHARMACY LLC		2			2
ONTARIO COUNTY PUBLIC HEALTH		2			2
CREATIVE HEALTH CENTER			2	100%	2
NONA PEDIATRIC CENTER			2	100%	2
LIFESPRING COMMUNITY HEALTH		2			2
SENDER RETREAT ADULT DAY CARE CENTERS			2	100%	2
CVS NJ837POCT MARLTON		2			2
LINIL VISITING NURSES, INC		2			2
HOUSTON HEALTH DEPARTMENT - BUREAU OF LABORATORY SERVICES			2	100%	2
MEDEXPRESS URGENT CARE-SELINGSGROVE		2			2
CVS MINUTE CLINIC DIAGNOSTIC MED GRP		2			2
BFT LAB			2	100%	2
Cortland Acres Association		2			2
MAGNOLIA MANOR OF COLUMBUS		2			2
AMEDISYS HOME HEALTH OF GREENVILLE			2	100%	2
Workmens Circle Multicare Center		2			2
NORTH DAKOTA VETERANS HOME		2			2
Kroger 745 - The Little Clinic Somerset		2			2
CVS NJ862POCT MARLBORO		2			2
UNIVERISTY OF MEMPHIS ATHLETIC TRAINI		2			2
MINUTECLINIC, LLC #05891		1	1	50%	2
TGH Brandon Healthplex Laboratory			2	100%	2
NYUMC CLINICAL LABORATORIES			2	100%	2
APPLECARE VALDOSTA			2	100%	2
THE CLUB AT BOYNTON BEACH, LLC			2	100%	2
MID AMERICA CLINICAL LABS			2	100%	2
MATHER HOSPITAL			2	100%	2
BAYCARE OUTREACH LAB			2	100%	2
CVS PA2688POCT COLLEGEVILLE		2			2
JACKSON LABORATORY OF GENOMIC MEDICINE		2			2
MIDWAY PRIMARY CARE LLC		2			2
DELRAY BEACH HEALTH CENTER			2	100%	2
MONROE URGENT CARE		2			2
CLARA MAASS TRANSITIONAL CARE UNIT		2			2
ACN PHYSICIANS GROUP CORP			2	100%	2

# COVID-19: testing by laboratory

Data through Feb 13, 2021 verified as of Feb 14, 2021 at 09:25 AM

Data in this report are provisional and subject to change.

The numbers in the table below represent the number of Florida and non-Florida residents for whom test results were received by the Department of Health. A person can be tested by more than one laboratory and can have both positive and negative results. **Therefore, the sum of the numbers in each column will be larger than the total number of people tested.**

Reporting lab	Inconclusive	Negative	Positive	Percent positive	Total
MID - FLORIDA PATHOLOGY LLC		1	1	50%	2
CLEVELAND CLINIC FLORIDA LABORATORY			2	100%	2
AMICUS MEDICAL CENTER LLC			2	100%	2
MEDEXPRESS URGENT CARE-BLOOMFIELD AVEN		2			2
MINUTECLINIC, LLC (CLINIC 10928)		2			2
Macon Valley Nursing and Rehabilitation Center		2			2
MEDEXPRESS URGENT CARE - SPRINGDALE, S 40TH STREET		2			2
GILCHRIST COUNTY FIRE DEPARTMENT			2	100%	2
OSF SAINT FRANCIS MEDICAL CENTER			2	100%	2
HARBORCHASE OF GAINESVILLE			2	100%	2
CVS MD4371POCT OCEAN CITY		2			2
SUNCOAST TECHNICAL COLLEGE SCHOOL OF HEALTH		2			2
ROCKEFELLER UNIVERSITY CLINICAL GENOMICS LABORATOR		2			2
DEPT OF HEALTH			2	100%	2
University Plaza Rehabilitation and Nursing			2	100%	2
DUKE HEALTH REGIONAL HOSPITAL			2	100%	2
ACCESS MEDICAL GROUP OF FLORIDA CITY			2	100%	2
FALCON HEALTH CENTER			2	100%	2
VILLA HEALTH NH LLC			2	100%	2
ARLINGTON DIALYSIS CENTER LLC		2			2
INTERCOASTAL FAMILY PRATICE			2	100%	2
VAULT HEALTH			2	100%	2
MEDEXPRESS URGEN CARE - EAST BRUNSWICK		2			2
TAMPA INTERNATIONAL AIRPORT			2	100%	2
MINUTECLINIC, LLC, DBA MINUTECLINIC #4		2			2
RCA LABORATORY SERVICES LLC			2	100%	2
HEALTH & REHAB CTR AT DOLPHINS VIEW, THE			2	100%	2
CITRUS PARK			2	100%	2
MINUTECLINIC DIAG OF IND, LLC #5369		1	1	50%	2
LEGACY LABORATORY SERVICES			2	100%	2
CVS PA5241POCT CHALFONT		2			2
NAPHCARE INC		2			2
DALLAS MEDICAL CENTER			2	100%	2
LABCORP OF AMERICA HOLDINGS		1	1	50%	2
CVS IL7017POCT BLOOMINGTON		2			2
ALL4KIDZ PEDIATRICS LLC		2			2
NEW BRIDGE MEDICAL CENTER		2			2
CPL LABS			2	100%	2
A+ URGENT/PRIMARY CARE			2	100%	2
MEDEXPRESS URGENT CARE - MARTINSVILLE		2			2
RIVER CITY MEDICAL ASSOCIATES, INC			2	100%	2
MIDLAND MEMORIAL HOSPITAL			2	100%	2
SHORE MEDICAL CENTER		2			2
FRESENIUS KIDNEY CARE			2	100%	2
SPECTRUM HEALTH			2	100%	2
DASCENA LAB			2	100%	2
BAPTIST HEALTH LEXINGTON			2	100%	2



# COVID-19: testing by laboratory

Data through Feb 13, 2021 verified as of Feb 14, 2021 at 09:25 AM

Data in this report are provisional and subject to change.

The numbers in the table below represent the number of Florida and non-Florida residents for whom test results were received by the Department of Health. A person can be tested by more than one laboratory and can have both positive and negative results. **Therefore, the sum of the numbers in each column will be larger than the total number of people tested.**

Reporting lab	Inconclusive	Negative	Positive	Percent positive	Total
MEDEXPRESS URGENT CARE - FORT SMITH		2			2
FLORIDA COMMUNITY HEALTH CENTERS, INC.			2	100%	2
REGIONAL MEDICAL CENTER BAYONET POINT			2	100%	2
GRAND VILLA OF MELBOURNE			2	100%	2
PANCARE HEALTH - SNEADS ELEMENTARY			2	100%	2
TMH PHYSICIAN PARTNERS MONTICELLO		1	1	50%	2
NEMOURS CHILDREN'S URGENT CARE LAKE NONA			2	100%	2
CVS TX5877POCT PEARLAND		2			2
SANFORD REGIONAL HOSPITAL WORTHINGTON		2			2
SARASOTA MEMORIAL MEDICAL URGENT CARE CENTER			2	100%	2
SPRINGHILL SENIOR RESIDENCE		2			2
BOSTON MEDICAL CENTER			2	100%	2
UNIVERSTIY OF ILLINOIS HOSPITAL			2	100%	2
ASSOCIATES IN UROGYNECOLOGY MD LLC		2			2
MARQUESA MEDICAL		2			2
CVS MO8555POCT KANSAS CITY		2			2
LIFT HEALTH		2			2
MERCY HEALTH LAB		1	1	50%	2
GEISINGER MEDICAL CENTER		2			2
LAWRENCE GENERAL HOSPITAL			2	100%	2
Chatham Nursing and Rehab Center		2			2
BENEVA LAKES ASSISTED LIVING CENTER			2	100%	2
ADVANTA ANALYTICAL LABORATORIES			2	100%	2
Kroger 186 - The Little Clinic Holiday Manor		1	1	50%	2
MOUNT SINAI AVENTURA DIAGNOSTIC CENTER			2	100%	2
RDX BIOSCIENCE INC			2	100%	2
MEMORIAL HERMANN HOSPITAL			2	100%	2
SOUTHERN BREEZE HEALTHCARE		1	1	50%	2
EXCEPTIONAL EMERGENCY CENTER - AMARILLO			2	100%	2
ST. MARY'S MEDICAL CENTER EVANSVILLE, INC			2	100%	2
TRUSTBRIDGE			2	100%	2
John Knox Manor Inc II		1	1	50%	2
CVS MO10151POCT SPRINGFIELD		1	1	50%	2
CHAPPEL GROUP RESEARCH, THE		2			2
SPRINGS MEDICAL LAB		1	1	50%	2
ADVENTHEALTH MEDICAL GROUP INTERNAL MEDICINE AT			2	100%	2
HUMILITY OF MARY HEALTH PARTNERS			2	100%	2
DEKALB MEDICAL CENTER LABORATORY			2	100%	2
SYNEOS HEALTH			2	100%	2
ASCENSION ST VINCENT'S RIVERSIDE			2	100%	2
JORDAN VALLEY MEDICAL CENTER			2	100%	2
Elba Nursing and Rehabilitation Center, LLC		2			2
OCALA REGIONAL KIDNEY CENTER-WEST			2	100%	2
BIOHEALTH MEDICAL LAB INC			2	100%	2
INTERMOUNTAIN MEDICAL CENTER			2	100%	2
MEDEXPRESS URGENT CARE - ANDERSON		2			2
MD NOW URGENT CARE MEDICAL CENTERS INC			2	100%	2

# COVID-19: testing by laboratory

Data through Feb 13, 2021 verified as of Feb 14, 2021 at 09:25 AM

Data in this report are provisional and subject to change.

The numbers in the table below represent the number of Florida and non-Florida residents for whom test results were received by the Department of Health. A person can be tested by more than one laboratory and can have both positive and negative results. **Therefore, the sum of the numbers in each column will be larger than the total number of people tested.**

Reporting lab	Inconclusive	Negative	Positive	Percent positive	Total
VETERANS AFFAIRS MEDICAL CENTER - GREATER LOS ANGELES			2	100%	2
SIGNAL DIAGNOSTICS DBA FLOWHEALTH LABS			2	100%	2
COMMUNITY HEALTH CENTERS OF PINELLAS, INC			2	100%	2
BAPTIST HOSPITAL NURSING/PATIENT CARE			2	100%	2
DOWN HOME MEDICAL			2	100%	2
NAVAL MEDICAL CENTER			2	100%	2
FUTURE PEDIATRICS		1	1	50%	2
MEDEXPRESS URGENT CARE - LINCOLN N 26T		2			2
SAFE PMC		2			2
SPECIALTY LABORATORIES			2	100%	2
STATE OF FLORIDA			2	100%	2
LEHIGH MEDICAL AND RESEARCH CENTER, INC			2	100%	2
MINUTECLINIC DIAGNOSTIC OF OHIO #2964		2			2
Kroger 686 - The Little Clinic Farragut		2			2
SOUTHERN SURGICAL ARTS		2			2
ENVOY OF FORK UNION, LLC DBA ENVOY AT THE VILLAGE		2			2
RHODE ISLAND DEPARTMENT OF HEALTH LABORATORIES			2	100%	2
SIGNATURE CARE LEWISVILLE-EMERGENCY CENTER		1	1	50%	2
NEW YORK PSYCHIATRIC INSTITUTE		2			2
UMHC HOLLYWOOD LABORATORY			2	100%	2
MID-FLORIDA HEMATOLOGY AND ONCOLOGY CENTERS		2			2
Church Creek SNF			2	100%	2
HARRINGTON PARK HEALTH AND REHAB		2			2
STOP URGENT CARE			2	100%	2
WEST COAST PEDIATRICS			2	100%	2
Great Lakes Health Center			2	100%	2
Warren Center for Rehabilitation and Nursing		2			2
VALLEY MEDICAL LABORATORY			2	100%	2
UNIVERSITY COMMUNITY HEALTH SERVICES		1	1	50%	2
NASSAU UNIVERSITY MEDICAL CENTER DEPT		1	1	50%	2
ANDERSON COUNTY HOSPITAL			2	100%	2
POMERENE HOSPITAL			2	100%	2
MINUTECLINIC #2797		2			2
PALM BEACH DIABETES & ENDOCRINE SPECIALISTS PA			2	100%	2
CEDARS-SINAI MEDICAL CENTER			2	100%	2
MEDAILLE COLLEGE WELLNESS CENTER		2			2
VITAL CARE CLINIC, LLC			2	100%	2
THE EDGEWATER AND WATERMAN VILLAGE			2	100%	2
MINUTECLINIC DIAGNOSTIC OF SC, LLC #4		2			2
Walgreens #12427		1	1	50%	2
MEDEXPRESS URGENT CARE - LEDGEWOOD		2			2
NEMOURS CHILDREN'S URGENT CARE			2	100%	2
ADVENTHEALTH EAST ORLANDO EMPLOYEE CLINIC		2			2
SOUTH DAKOTA DEPARTMENT OF HEALTH		2			2
Bedford Care Center of Hattiesburg		2			2
WESTMINSTER SUNCOAST			2	100%	2
ACKERMAN CANCER CENTER		2			2

# COVID-19: testing by laboratory

Data through Feb 13, 2021 verified as of Feb 14, 2021 at 09:25 AM

Data in this report are provisional and subject to change.

The numbers in the table below represent the number of Florida and non-Florida residents for whom test results were received by the Department of Health. A person can be tested by more than one laboratory and can have both positive and negative results. **Therefore, the sum of the numbers in each column will be larger than the total number of people tested.**

Reporting lab	Inconclusive	Negative	Positive	Percent positive	Total
MAWD PATHOLOGY GROUP			2	100%	2
BOSTON PUBLIC HEALTH COMMISSION			2	100%	2
OSF ST JOSEPH MEDICAL CENTER			2	100%	2
MEDEXPRESS URGENT CARE - WEXFORD		2			2
MEDICAL CENTER OF CENTRAL GEORGIA			2	100%	2
CLINICAL PATHOLOGY LABORATORIES			2	100%	2
PruittHealth Lakehaven		2			2
VANAYER HEALTHCARE AND REHAB CENTER		2			2
NATIONAL JEWISH HEALTH			2	100%	2
FLORIDA DEPARTMENT OF HEALTH (FDOH)			2	100%	2
MINUTECLINIC DIAGNOSTIC OF OHIO #6147		1	1	50%	2
UWMC MONTLAKE DEPT OF LAB MED			2	100%	2
ST LUKES HOSPITAL			2	100%	2
CVS NC2313POCT RALEIGH		2			2
FAMILY CARE SPECIALISTS OF ORLANDO			2	100%	2
PLASMA MED RESEARCH DBA		2			2
CVS SC2497POCT LEXINGTON		2			2
WASHINGTON STATE DEPARTMENT OF HEALTH PUBLIC HEALTH LABORATORIES			2	100%	2
MARCO ISLAND HOSPITAL INC D/B/A		1	1	50%	2
ATLAS GENOMICS			2	100%	2
GULF COAST MEDICAL CENTER RESPIRATORY CARE			2	100%	2
SUMMIT URGENT CARE PS			2	100%	2
DALLAS BAPTIST UNIVERSITY - HEALTH SERVICES			2	100%	2
BLUEWATER TOXICOLOGY			2	100%	2
TMH URGENT CARE CENTER			1	100%	1
GWINNETT MEDICAL CENTER			1	100%	1
MYCLINIC, INC			1	100%	1
KIDSVILLE PEDIATRICS III PA			1	100%	1
INHEALTH LIFE SCIENCES LLC			1	100%	1
MARYWOOD HEIGHTS		1			1
TRUCARE LIVING CENTERS - SELMA			1	100%	1
GENEVA FAMILY HEALTH			1	100%	1
BAYFRONT CARDIOVASCULAR ASSOCIATES			1	100%	1
C V S / PHARMACY #4396		1			1
CVS OH6164POCT DELAWARE		1			1
HAVASU REGIONAL MEDICAL CENTER			1	100%	1
BIOLOGICAL AND CHEMICAL EMERGENCIES LABORATORY			1	100%	1
Melbourne Terrace Rehabilitation Center			1	100%	1
NORTH OKALOOSA PHYSICIAN GRP - WALK IN CLINIC			1	100%	1
MEDICAL ARTS LABORATORY			1	100%	1
NEMOURS CHILDREN'S PRIMARY CARE			1	100%	1
TRIPLE O RESEARCH INSTITUTE PA			1	100%	1
REGIONAL MED CTR BAYONET POINT			1	100%	1
GENESIS HOME HEALTH CARE SERVICES OF			1	100%	1
WALMART PHARMACY 10-4554		1			1
ASANTE THREE RIVERS MEDICAL CENTER LAB		1			1
HAILE MEDICAL GROUP PA		1			1

# COVID-19: testing by laboratory

Data through Feb 13, 2021 verified as of Feb 14, 2021 at 09:25 AM

Data in this report are provisional and subject to change.

The numbers in the table below represent the number of Florida and non-Florida residents for whom test results were received by the Department of Health. A person can be tested by more than one laboratory and can have both positive and negative results. **Therefore, the sum of the numbers in each column will be larger than the total number of people tested.**

Reporting lab	Inconclusive	Negative	Positive	Percent positive	Total
ROSE MEDICAL CENTER LAB			1	100%	1
PREMIER FAMILY AND SPORTS MEDICINE LLC			1	100%	1
NEW ULM MEDICAL CENTER			1	100%	1
PREVENTIVE CARDIOLOGY AND INTERNAL MEDICINE ASSOCI			1	100%	1
METHODISM MIDLOTHIAN MEDICAL CENTER			1	100%	1
JACKSBORO URGENT CARE			1	100%	1
PEDIATRIC ASSOCIATES PA			1	100%	1
Oakview Manor Health and Rehab		1			1
MERCY MEDICAL CENTER INC			1	100%	1
CROZER-CHESTER MEDICAL CENTER			1	100%	1
MID-FLORIDA PATHOLOGY LLC		1			1
WAYNE COUNTY PUBLIC HEALTH		1			1
EAST END PEDIATRICS		1			1
WEST VIRGINIA LABORATORIES			1	100%	1
EXPRESS LAB LIVINGSTON			1	100%	1
HANCOCK REGIONAL HOSPITAL		1			1
BAYLOR SCOTT & WHITE ALL SAINTS MEDICAL CENTER FT			1	100%	1
Kroger 539 - The Little Clinic Memorial Blvd.		1			1
WATERBURY HOSPITAL REFERENCE LAB			1	100%	1
AAA MEDICAL TESTING			1	100%	1
CARSON NURSING AND REHABILITATION CENTER		1			1
CVS TX8351POCT BEAUMONT		1			1
DOYLESTOWN HOSPITAL			1	100%	1
ANDREWS			1	100%	1
CLINTON DRUG STORE		1			1
ASSISTED LIVING AT TREZEVANT		1			1
DIVERSICARE OF BIG SPRINGS		1			1
RESTORE MEDICAL PARTNERS PLLC			1	100%	1
CARE ADVANTAGE			1	100%	1
ASCARATE DIALYSIS			1	100%	1
ALL CARE URGENT CARE			1	100%	1
CLINICAL LABORATORY DEPARTMENT			1	100%	1
THYROID SPECIALTY LABORATORY			1	100%	1
PUBLIC HEALTH LABORATORIES			1	100%	1
COASTAL PEDIATRICS LLC			1	100%	1
FAMILY PRACTICE OF CENTRAL FLORIDA PA			1	100%	1
CLARKSVILLE MANOR INC		1			1
UW MEDICINE CHU LAB			1	100%	1
MINUTE CLINIC DIAGNOSTIC MED GRP OF CA		1			1
UPSON REGIONAL MEDICAL CENTER			1	100%	1
PARKWAY REGIONAL MEDICAL CENTER LAB			1	100%	1
ANDERSON REGIONAL MEDICAL CENTER			1	100%	1
AFC URGENT CARE CLEVELAND			1	100%	1
LP ELIZABETHTON		1			1
AMERICAN DRUG TESTING LAB LLC			1	100%	1
SUNY AT STONY BROOK			1	100%	1
HALIFAX FAMILY HEALTH CENTER			1	100%	1

# COVID-19: testing by laboratory

Data through Feb 13, 2021 verified as of Feb 14, 2021 at 09:25 AM

Data in this report are provisional and subject to change.

The numbers in the table below represent the number of Florida and non-Florida residents for whom test results were received by the Department of Health. A person can be tested by more than one laboratory and can have both positive and negative results. **Therefore, the sum of the numbers in each column will be larger than the total number of people tested.**

Reporting lab	Inconclusive	Negative	Positive	Percent positive	Total
ADVANCE HEALTH AND WELLNESS SOLUTIONS			1	100%	1
YOUR KIDS URGENT CARE			1	100%	1
CHILDREN'S NATIONAL MEDICAL CENTER			1	100%	1
MIAMI CHILDRENS HOSPITAL MIDTOWN OUTPATIENT CENTER			1	100%	1
Good Samaritan Society-Atkinson		1			1
GADSDEN FAMILY PRACTICE		1			1
BRONSON METHODIST HOSPITAL			1	100%	1
TERRELL URGENT CARE			1	100%	1
MD NOW MEDICAL CENTERS, INC			1	100%	1
CVS IN5696POCT FORT WAYNE		1			1
CITRUS HEALTH NETWORK INC			1	100%	1
PEDIATRIC ASSOCIATES - DORAL			1	100%	1
Kroger 97 - The Little Clinic Hutchinson		1			1
Riverside Nursing & Rehabilitation Center		1			1
SMA BEHAVIORAL HEALTH SERVICES INC		1			1
EVANS FAMILY CARE PA			1	100%	1
NABI		1			1
FRESENIUS KIDNEY CARE FORT WALTON BEACH			1	100%	1
GAMMA HEALTHCARE, INC		1			1
URGENT CARE OF KANSAS CITY			1	100%	1
BLUFFTON HEALTH CENTER			1	100%	1
PROVIDENCE HOSPITAL			1	100%	1
NEMOURS CHILDRENS URGENT CARE			1	100%	1
ADVANCE GASTROENTEROLOGY			1	100%	1
OMNI HEALTHCARE INC			1	100%	1
URGENTMED PLANTATION			1	100%	1
CHILDRENS HEALTHCARE CTE OF NORTHERN		1			1
DORA HOME CARE			1	100%	1
CVS OH2518POCT COLUMBUS		1			1
CVS NC3853POCT BURLINGTON		1			1
WARREN GENERAL HOSPITAL			1	100%	1
YOUR HEALTH PEDIATRICS			1	100%	1
LIFE CARE CENTER OF HILTON HEAD		1			1
Brio of Johnston		1			1
CARENOW URGENT CARE-HENDERSONVILLE		1			1
BAYLOR SCOTT AND WHITE MEDICAL CENTER -CENTENTENNIAL			1	100%	1
CFHC - FROSTPROOF			1	100%	1
ST JOHN'S MEDICAL CENTER, TETON VILLAGE			1	100%	1
Masonic Medical Research Institute			1	100%	1
BIODORON LABORATORIES			1	100%	1
CHATEAU MADELEINE - SENIOR LIVING & MEMORY CARE			1	100%	1
COLONIAL MEDICAL CENTER-EAST ORLANDO			1	100%	1
TALLAHASSEE DIALYSIS		1			1
WOMENS CARE FLORIDA LLC			1	100%	1
OCCUPATIONAL HEALTH CENTER		1			1
MID-SOUTH URGENT CARE, PLLC			1	100%	1
CATSKILL REGIONAL MEDICAL CENTER		1			1



# COVID-19: testing by laboratory

Data through Feb 13, 2021 verified as of Feb 14, 2021 at 09:25 AM

Data in this report are provisional and subject to change.

The numbers in the table below represent the number of Florida and non-Florida residents for whom test results were received by the Department of Health. A person can be tested by more than one laboratory and can have both positive and negative results. **Therefore, the sum of the numbers in each column will be larger than the total number of people tested.**

Reporting lab	Inconclusive	Negative	Positive	Percent positive	Total
NULEASE MEDICAL SOLUTIONS			1	100%	1
CLEVELAND HEARTLAB			1	100%	1
TRINITY DIALYSIS			1	100%	1
Crisp Regional Nursing and Rehab Center		1			1
MINUTECLINIC DIAGNOSTIC, PA		1			1
MEDEXPRESS URGENT CARE - PATRICK STREE			1	100%	1
NFRC CLINICAL LAB			1	100%	1
LAB. CORP. OF AMERICA			1	100%	1
SIGNATURE CARE MIDLAND			1	100%	1
PLANT CITY FAMILY CARE		1			1
HOLYOKE MEDICAL CENTER			1	100%	1
HIGH DESERT COURT GROUP HOME			1	100%	1
THE INTERNAL MEDICAL GROUP		1			1
MIDWEST COVENANT HOME, INC		1			1
EDWARD HOSPITAL			1	100%	1
MEA PRIMARY CARE PLUS BYRAM			1	100%	1
NHC HealthCare Anniston		1			1
LONGWOOD FAMILY MEDICINE			1	100%	1
Oak Hill Health & Rehabilitation Center			1	100%	1
Harris Hill Nursing Facility		1			1
SYNERGY DIALYSIS INC			1	100%	1
Accordius Health at Gastonia			1	100%	1
CLINICAL MICROBIOLOGY LAB FAIRVIEW UNIVERSITY HOSPITAL			1	100%	1
Washington County Nursing H0me			1	100%	1
WALGREENS #5130			1	100%	1
WAKE FOREST MEDICAL CENTER LABORATORY			1	100%	1
CVS OH3458POCT BEAVERCREEK		1			1
CVS CA9497POCT IRVINE		1			1
MAINE HEALTH AND ENVIRONMENTAL TESTING LABORATORY			1	100%	1
CVS NJ715POCT WAYNE		1			1
Kingston Care Center of Fort Wayne		1			1
Walgreens #9890		1			1
ADVENTHEALTH MEDICAL GROUP ADULT AND SENIOR HEALTH			1	100%	1
USCG AIR STATION CLEARWATER CLINIC			1	100%	1
Villa Maria			1	100%	1
BREVARD COUNTY JAIL			1	100%	1
WALGREENS # 12338		1			1
WYOMING COUNTY DEPARTMENT OF HEALTH		1			1
YUMA REGIONAL MEDICAL CENTER			1	100%	1
BSA PHYSICIANS GROUP, INC D/B/A BSA FAMILY MEDICAL			1	100%	1
SAINT JOSEPHS HOSPITAL OF ATLANTA			1	100%	1
VANDERBILT UNIVERSITY MEDICAL CENTER			1	100%	1
CONVENIENT MEDICAL AND HEALTH SERVICES			1	100%	1
MORNINGSIDE NURSING AND REHABILITATION		1			1
Buena Vista Care Center		1			1
EMERSON HOSPITAL LABORATORY			1	100%	1
DEVANSH LAB WERKS		1			1

# COVID-19: testing by laboratory

Data through Feb 13, 2021 verified as of Feb 14, 2021 at 09:25 AM

Data in this report are provisional and subject to change.

The numbers in the table below represent the number of Florida and non-Florida residents for whom test results were received by the Department of Health. A person can be tested by more than one laboratory and can have both positive and negative results. **Therefore, the sum of the numbers in each column will be larger than the total number of people tested.**

Reporting lab	Inconclusive	Negative	Positive	Percent positive	Total
NEW YORK STATE DEPARTMENT OF HEALTH			1	100%	1
SOMA MEDICAL CENTER PA #3 GREENACRES			1	100%	1
BAPTIST HEALTH MEDICAL PLAZA			1	100%	1
CEPERO PEDIATRICS PA			1	100%	1
The Evangelical Lutheran Good Samaritan Society Prescott Village		1			1
CLEVELAND CLINIC FLORIDA WAIVED			1	100%	1
Kroger 970 - The Little Clinic Westfield			1	100%	1
PALM BEACH DIGESTIVE ASSOCIATES			1	100%	1
ADVENTHEALTH MEDICAL GROUP UROLOGY AT EAST ORLANDO		1			1
ENCORE AT BOCA RATON, THE			1	100%	1
CVS MA1006POCT BROCKTON		1			1
CIRRUS DX			1	100%	1
Bayou Vista Community Care Center			1	100%	1
Consulate Health Care of Tallahassee			1	100%	1
ALABAMA REFERENCE LAB			1	100%	1
THE HOSPITALS OF PROVIDENCE EMERGENCY ROOM			1	100%	1
HIGHLANDS CLINICAL LABORATORY			1	100%	1
MEDTOWN PHARMACY			1	100%	1
DE TAR HOSPITAL			1	100%	1
American Fork Care Center dba Heritage Care Center		1			1
PALM BEACH COUNTY SHERIFF OFFICE			1	100%	1
PRIME CARE FAMILY MEDICINE			1	100%	1
Parkside Manor		1			1
ADVENTHEALTH MEDICAL GROUP COMMUNITY MEDICINE			1	100%	1
MEDEXPRESS URGENT CARE - RUSSELLVILLE, W MAIN ST		1			1
LEGACY ER AND URGENT CARE			1	100%	1
HACKENSACK UNIVERSITY MEDICAL CENTER		1			1
HOUSTON MEDICAL CENTER			1	100%	1
MEDICAL EXAMINERS OFFICE, LEESBURG			1	100%	1
OUCH URGENT CARE			1	100%	1
HEALTH NETWORK			1	100%	1
JACK M MATHENY II MD			1	100%	1
KINGWOOD EMERGENCY HOSPITAL			1	100%	1
SOPHIA MEDICAL ASSOCIATES, PC			1	100%	1
UMMC MIDTOWN CAMPUS			1	100%	1
KIOSK MEDICINE KENTUCKY LLC		1			1
Mountain City Care and Rehabilitation Center		1			1
PASCO COUNTY HEALTH DEPARTMENT			1	100%	1
VILLAGES HEALTH SYSTEM, LLC, THE			1	100%	1
MEDEXPRESS URGENT CARE - LINCOLN		1			1
BLOSSOMS ASSISTED LIVING 1 LLC			1	100%	1
LONESTAR 24HRER MANAGEMENT LLC DBA LONESTAR 24HRER			1	100%	1
Alden North Shore			1	100%	1
RM PHARMACY SERVICES INC		1			1
Kroger 687 - The Little Clinic Sugar Hill			1	100%	1
WALGREENS NO 10512			1	100%	1
Kroger 673 - The Little Clinic Dallas			1	100%	1

# COVID-19: testing by laboratory

Data through Feb 13, 2021 verified as of Feb 14, 2021 at 09:25 AM

Data in this report are provisional and subject to change.

The numbers in the table below represent the number of Florida and non-Florida residents for whom test results were received by the Department of Health. A person can be tested by more than one laboratory and can have both positive and negative results. **Therefore, the sum of the numbers in each column will be larger than the total number of people tested.**

Reporting lab	Inconclusive	Negative	Positive	Percent positive	Total
H/L of WEst AShley Rhabilitation and Nursing Center		1			1
ADVENTHEALTH HOME CARE WATERMAN			1	100%	1
Manor Care of Dallastown d/b/a ManorCare Health Services - Dallastown		1			1
CHRISTUS SPOHN HOSPITAL			1	100%	1
OMNICARE PHARMACY OF TEXAS 1, LP		1			1
MEDEXPRESS URGENT CARE - CONWAY		1			1
CITRUS DERMATOLOGY			1	100%	1
Essex Center for Rehabilitation and Healthcare		1			1
ATRIA TAMARAC			1	100%	1
CVS PA1074POCT KENNETT SQUARE		1			1
BAYFRONT HEAL WOUND CARE AND HYPERBARIC CENTER			1	100%	1
MID FLORIDA DERMATOLOGY ASSOCIATES PA			1	100%	1
MEDEXPRESS URGENT CARE - BENTONVILLE		1			1
ADVENTHEALTH SENIOR CARE AT ORMOND			1	100%	1
ASSOCIATES IN INTERNAL MEDICINE PA			1	100%	1
PEDIATRIC PARTNERS ZEPHYRHILLS			1	100%	1
Aspire Physical Recovery Center at Cahaba River		1			1
CMC MERCY LABORATORY			1	100%	1
GALVESTON COUNTY HEALTH DISTRICT			1	100%	1
Arlington Care Center			1	100%	1
OCEANVIEW NURSING AND REHABILITAION CENTER			1	100%	1
Ash Flat Healthcare and Rehabilitation Center			1	100%	1
AVERA SACRED HEART HOSPITAL			1	100%	1
Walgreens #5421		1			1
UHEALTH CORAL SPRINGS			1	100%	1
PROGRESSIVE URGENT CARE, PC			1	100%	1
KETTERING MEDICAL CENTER			1	100%	1
LANGLADE			1	100%	1
ROSLYN INTERNAL MEDICINE		1			1
Life Care Center of Paradise Valley		1			1
MERCY – NORTH IOWA			1	100%	1
SPORTS MEDICINE CLINIC - U OF WYOMING			1	100%	1
MEMORIAL HOSPITAL WEST			1	100%	1
APPLECARE URGENT CARE KINGSLAND			1	100%	1
Heritage of Red Cloud		1			1
MEDEXPRESS URGENT CARE-BRENTWOOD		1			1
CULVER CITY URGENT CARE			1	100%	1
PROGRESSIVE MEDICAL LAB LLC			1	100%	1
CLIFTON-FINE HOSPITAL LABORATORY		1			1
Smg At Bridgewater Family Medicine		1			1
MULTICARE PHYSICIANS			1	100%	1
PROGRESSIVE MEDICAL RESEARCH			1	100%	1
Bolingreen Health and Rehabilitation		1			1
LAB TEST KENDALL LLC		1			1
PEACHEALTH LABORATORIES		1			1
Heritage Health of Peru			1	100%	1
CYPRESS CREEK DIALYSIS CTR			1	100%	1

# COVID-19: testing by laboratory

Data through Feb 13, 2021 verified as of Feb 14, 2021 at 09:25 AM

Data in this report are provisional and subject to change.

The numbers in the table below represent the number of Florida and non-Florida residents for whom test results were received by the Department of Health. A person can be tested by more than one laboratory and can have both positive and negative results. **Therefore, the sum of the numbers in each column will be larger than the total number of people tested.**

Reporting lab	Inconclusive	Negative	Positive	Percent positive	Total
EASTMAN HEALTHCARE & REHAB		1			1
AVON PARK CLUSTER		1			1
Mary Anna Nursing Home		1			1
GENESIS MICROBIOLOGY LAB		1			1
SELECT SPECIALTY HOSPITAL - ORLANDO SOUTH			1	100%	1
SOUTH DADE NURSING & REHABILITATION CENTER			1	100%	1
CLERMONT HEALTH DEPARTMENT			1	100%	1
ST. MICHAEL'S ELITE HOSPITAL			1	100%	1
ST MARY'S OF SAGINAW		1			1
Wedgewood Manor		1			1
CROSSROADS URGENT CARE PLLC		1			1
BERKSHIRE MEDICAL CENTER			1	100%	1
ONslow COUNTY HEALTH DEPARTMENT			1	100%	1
HEALTH PARTNERS REGIONAL HOSPITAL			1	100%	1
JPS HEALTH CENTER AT TRUE WORTH PLACE			1	100%	1
Freedom Pointe at The Villages			1	100%	1
REHABILITATION CENTER OF SOUTH GEORGIA		1			1
KEY BISCAWAYNE PEDIATRIC ASSOCIATES INC			1	100%	1
VENETIAN GARDENS		1			1
ST FRANCIS MEDICAL CENTER			1	100%	1
NORTHEAST GEORGIA HEALTH SYSTEM			1	100%	1
DAVENPORT PEDIATRICS PA			1	100%	1
ST ANTHONY COMMUNITY HOSPITAL LAB		1			1
OMNI HEALTHCARE URGENT CARE			1	100%	1
Glenburn Home		1			1
OHIO VALLEY MANOR NURSING &		1			1
OAKMONT EAST- GREENVILLE SC, LLC		1			1
CVS CA9823POCT SACRAMENTO		1			1
VITAL CARE			1	100%	1
PROVIDENCE PORTLAND MEDICAL CENTER		1			1
GOOD SAMARITAN HOSPITAL			1	100%	1
CVS AZ10150POCT PHOENIX		1			1
JUPITER MEDICAL CENTER INC			1	100%	1
Orchid Cove at Naples			1	100%	1
TILLAMOOK COUNTY GENERAL HOSPITAL LAB		1			1
DEVLAB, LLC			1	100%	1
Kroger 519 - The Little Clinic Staples Mill Road		1			1
WESTOX LABS		1			1
EXPRESS WALK IN MEDICAL CENTER			1	100%	1
CENTRAL JERSEY URGENT CARE OF GREEN BR		1			1
Regency Square			1	100%	1
WRIGHT PATTERSON AFB MEDICAL CENTER			1	100%	1
SUNCOAST BEHAVIORAL HEALTH CENTER			1	100%	1
ALTA BATES SUMMIT MEDICAL CENTER CLINICAL LAB			1	100%	1
TAMPA GENERAL MEDICAL GROUP LABORATORY HEALTHPARK			1	100%	1
TARRANT MEDICAL ASSOCIATES			1	100%	1
HOLMES FAMILY PRACTICE PA			1	100%	1

# COVID-19: testing by laboratory

Data through Feb 13, 2021 verified as of Feb 14, 2021 at 09:25 AM

Data in this report are provisional and subject to change.

The numbers in the table below represent the number of Florida and non-Florida residents for whom test results were received by the Department of Health. A person can be tested by more than one laboratory and can have both positive and negative results. **Therefore, the sum of the numbers in each column will be larger than the total number of people tested.**

Reporting lab	Inconclusive	Negative	Positive	Percent positive	Total
ADVANCED MEDICAL LABORATORIES (AML)			1	100%	1
QUALITY LAB			1	100%	1
Henry County Health and Rehabilitation		1			1
MEMORIAL HOSPITAL LOS BANOS			1	100%	1
Portsmouth Health and Rehab			1	100%	1
HIGHLAND LABORATORY			1	100%	1
POUDRE VALLEY HOSPITAL			1	100%	1
GARDEN VIEW CARE CENTER		1			1
WILMINGTON NURSING AND REHAB			1	100%	1
APS-SUMMIT CARE PHARMACY, LLC DBA OMNICARE		1			1
CHATSWORTH ASSISTED LIVING COMMUNITY AT PGA NATIONAL			1	100%	1
MARQUETTE GENERAL HOSPITAL			1	100%	1
SPRINGFIELD HOSPITAL			1	100%	1
Cornerstone at the Ranch		1			1
BLANCHARD VALLEY HOSPITAL LABORATORY			1	100%	1
GULF COUNTY HEALTH DEPARTMENT			1	100%	1
FREDERICK AVENUE GROUP HOME		1			1
NORDX			1	100%	1
WEST FLORIDA HOSPITAL LABORATORY			1	100%	1
WHEATON FRANCISCAN LABORATORY			1	100%	1
HEART HOSPITAL OF LAFAYETTE: EMERGENCY ROOM			1	100%	1
MIAMI-DADE COUNTY HEALTH DEPT.		1			1
CVS AZ3749POCT GOODYEAR		1			1
DEL PRADO MEDICAL CENTER, INC		1			1
MEDICAL ASSOCIATES OF CARTER		1			1
CHIPLEY DIALYSIS			1	100%	1
Crowne Health Care of Mobile		1			1
Kroger 929 - The Little Clinic Corryville		1			1
UNITED HEALTHCARE			1	100%	1
URGENT DOC -NACOGODOCHES CLINIC			1	100%	1
RIVERTON CBOC			1	100%	1
PSL JAX BEACH OPERATIONS LLC			1	100%	1
FIRST CARE OF GAINESVILLE			1	100%	1
PALMA CEIA MED GROUP-SWANN		1			1
PALM WEST INTERNIST PA			1	100%	1
PANCARE HEALTH - BRUCE			1	100%	1
DELAWARE DEPARTMENT OF HEATH			1	100%	1
MID FLORIDA COMMUNITY SERVICES			1	100%	1
NYU LANGONE HUNTINGTON MEDICAL GROUP		1			1
IDAHO HEALTH DEPARTMENT			1	100%	1
BHA TITUSVILLE CLINIC			1	100%	1
HARTFORD HEALTH CARE & REHABILITATION			1	100%	1
BRUSHY CREEK FAMILY HOSPITAL			1	100%	1
WEST PENSACOLA DIALYSIS CENTER			1	100%	1
APOLLOMDX LLC			1	100%	1
LAKE MARY PEDIATRICS			1	100%	1
SANFORD HOME		1			1



# COVID-19: testing by laboratory

Data through Feb 13, 2021 verified as of Feb 14, 2021 at 09:25 AM

Data in this report are provisional and subject to change.

The numbers in the table below represent the number of Florida and non-Florida residents for whom test results were received by the Department of Health. A person can be tested by more than one laboratory and can have both positive and negative results. **Therefore, the sum of the numbers in each column will be larger than the total number of people tested.**

Reporting lab	Inconclusive	Negative	Positive	Percent positive	Total
CVS PA371POCT PHILADELPHIA		1			1
DEPARTMENT OF HEALTH AND ENVIRONMENTAL CONTROL			1	100%	1
MEDEXPRESS URGENT CARE - WICHITA, N MAIZE RD		1			1
ATLANTIS VISION CENTER			1	100%	1
BOCA CIEGA CENTER			1	100%	1
PATIENT FIRST-GENERAL BOOTH			1	100%	1
SPECTRUM LUDINGTON			1	100%	1
BAPTIST HEALTH PRIMARY CARE AT DORAL			1	100%	1
SYCAMORE MEDICAL CENTER-KETTERING HEALTH NETWORK			1	100%	1
FLORIDA DEPARTMENT OF HEALTH IN CITRUS COUNTY		1			1
ORANGE PEDIATRICS PA			1	100%	1
DOCTORS HOSPITAL OF LAREDO			1	100%	1
CVS PA1193POCT JENKINTOWN		1			1
INNOVATIVE HEALTH DIAGNOSTIC OF CALIFORNIA			1	100%	1
bishop rehabilitation and nursing center		1			1
WELLPATH			1	100%	1
SHANDS JACKSONVILLE CLINICAL CENTER			1	100%	1
EXACCARE KINGSTON, LLC			1	100%	1
SPINE & PAIN CONSULTANT PLLC		1			1
UNIVERSITY OF MARYLAND PATHOLOGY ASSOCIATES			1	100%	1
SYNAPSE ANALYTICAL LABS		1			1
MINUTECLINIC DIAGNOSTIC OF KANSAS, PC		1			1
PHOEBE PRIMARY CARE CAMILLA			1	100%	1
CHP COVID-19 (TX)			1	100%	1
Kroger 588 - The Little Clinic Thompsons Station		1			1
San Antonio Residence and Rehabilitation Center		1			1
Walgreens #10988		1			1
PLEASANT RIDGE MANOR WEST		1			1
LAKE VIEW COURT		1			1
GSM OCED Subsection			1	100%	1
ATHENS MEDICAL CENTER			1	100%	1
PCR DIAGNOSTICS			1	100%	1
ALL PRO ORTHOPEDICS & SPORTS MEDICINE, PA			1	100%	1
Caldwell Care		1			1
MINUTE CLINIC LLC #1909		1			1
SHERIDAN AT HOBE SOUND, THE			1	100%	1
MID-FLORIDA CANCER CENTERS		1			1
PEDIATRIC ASSOCIATES - JACKSONVILLE			1	100%	1
FLORIDA MEDICAL CLINIC, LLC			1	100%	1
SKY LAKES MEDICAL CENTER		1			1
CLINICAL CARE, INC			1	100%	1
SOUTHEAST MISSOURI HOSPITAL		1			1
MEMORIAL HOSPITAL OF TAMPA			1	100%	1
UNIVERSITY PLACE NURSING CENTER		1			1
FAU MEMORY & WELLNESS CENTER			1	100%	1
SHP WESTCHESTER LLC		1			1
BEST CARE COMMUNITY AND FAMILY HEALTH CENTER INC			1	100%	1

# COVID-19: testing by laboratory

Data through Feb 13, 2021 verified as of Feb 14, 2021 at 09:25 AM

Data in this report are provisional and subject to change.

The numbers in the table below represent the number of Florida and non-Florida residents for whom test results were received by the Department of Health. A person can be tested by more than one laboratory and can have both positive and negative results. **Therefore, the sum of the numbers in each column will be larger than the total number of people tested.**

Reporting lab	Inconclusive	Negative	Positive	Percent positive	Total
BETHESDA HOSPITAL			1	100%	1
VIRGINIA UROLOGY		1			1
MED-LAKE LABORATORY, LLC			1	100%	1
FAMILY PRACTICE ASSOCIATES		1			1
Kroger - KRO01100688			1	100%	1
SHAW MEDICAL GROUP LLC			1	100%	1
TREASURE COAST MEDICAL CONCIERGE LLC			1	100%	1
NORTH BREVARD CHILDRENS MEDICAL CENTER			1	100%	1
MRMC LAB MICRO			1	100%	1
Virginia Gay Nursing and Rehab		1			1
MEDEXPRESS URGENT CARE - LEOMINSTER		1			1
LABORATORY COPRORATION OF AMERICA			1	100%	1
PEDIATRIC ASSOCIATES - MIAMI LAKES		1			1
VELOCITY URGENT CARE - REDMILL			1	100%	1
Long Beach Care Center			1	100%	1
HOSPICE OF MARION COUNTY INC			1	100%	1
SEATTLE-KING COUNTY			1	100%	1
Cerenity Senior Care-White Bear Lake		1			1
ELATION HEALTH		1			1
Ashland Place Health and Rehabilitation, LLC		1			1
HSRE-ASL CASSELBERRY TRS, LLC			1	100%	1
Kroger 672 - The Little Clinic Bill Kennedy & Glenwood		1			1
BRITTNEY WHELIHAN IRWIN ARNP LLC			1	100%	1
WMC HEALTH GROUP OF KISSIMMEE LLC			1	100%	1
CHIPOLA QUICK CARE			1	100%	1
NORTH FL SOUTH GA HCS-LAKE CITY			1	100%	1
DEVITA		1			1
BRISTOL REGINAL MEDICAL CENTER			1	100%	1
HEALTH GUAGE			1	100%	1
WELLINGTON WEST 100176			1	100%	1
US LABORATORIES			1	100%	1
SILVER SPRINGS SHORES DIALYSIS			1	100%	1
MARLBORO URGENT CARE		1			1
Raleigh Center (WV)			1	100%	1
MICROBIOLOGY DEPARTMENT			1	100%	1
Kroger 407 - The Little Clinic Lexington		1			1
WATERS EDGE ELEMENTARY SCHOOL			1	100%	1
Kroger - KRO03400316			1	100%	1
SUN CITY DIAGNOSTIC CENTER			1	100%	1
CVS IL2798POCT CHICAGO			1	100%	1
Jersey City Medical Center		1			1
SARASOTA MEMORIAL HOSPITAL		1			1
ACCURATE HEALTH SERVICES CORP			1	100%	1
KEY WEST BRANCH MEDICAL CLINIC			1	100%	1
CAPSTONE REHABILITATION AND HEALTHCARE		1			1
CHI ST VINCENT LITTLE ROCK DIAGNOSTIC CLINIC			1	100%	1
MOUNT ST MARYS HOSPITAL OF NIAGARA FALLS			1	100%	1

# COVID-19: testing by laboratory

Data through Feb 13, 2021 verified as of Feb 14, 2021 at 09:25 AM

Data in this report are provisional and subject to change.

The numbers in the table below represent the number of Florida and non-Florida residents for whom test results were received by the Department of Health. A person can be tested by more than one laboratory and can have both positive and negative results. **Therefore, the sum of the numbers in each column will be larger than the total number of people tested.**

Reporting lab	Inconclusive	Negative	Positive	Percent positive	Total
RML PHARMACY PC		1			1
BIOMAT ORLANDO		1			1
Sevierville Health and Rehabilitation		1			1
CAREFIRST URGENT CARE - BEECHMONT			1	100%	1
CVS TX7162POCT HOUSTON		1			1
OAKMONT WEST- GREENVILLE SC		1			1
Garden View Care Center at Dougherty Ferry		1			1
PENINSULA REGIONAL MED CTR LAB			1	100%	1
PORTSMOUTH REG. HOSPITAL			1	100%	1
Gulf Coast health and Rehabilitation, LLC		1			1
GOOD SAMARITAN SOCIETY - DE SMET		1			1
CARDIOLOGY AND FITNESS MEDICINE		1			1
DEERFIELD BEACH REHABILITATION AND NURSING			1	100%	1
CVS RI326POCT NORTH SMITHFIELD		1			1
CVS NV5286POCT HENDERSON		1			1
ACCESS MEDICAL GROUP OF TAMPA INC			1	100%	1
SV MOBILE HEALTH			1	100%	1
ANTHONY-BROWN PHARMACY		1			1
COVENANT HEALTH		1			1
GREATER TAMPA AT HOME			1	100%	1
UNIVERSITY OF TEXAS AT EL PASO, THE			1	100%	1
BATESVILLE - SHERWOOD URGENT CARE			1	100%	1
SONORAN DESERT PATHOLOGY			1	100%	1
SAINT JOSEPH'S HOSPITAL AND MEDICAL CENTER		1			1
Seal Rock Healthcare		1			1
Waycross Health and Rehabilitation		1			1
ORMOND BEACH DIALYSIS			1	100%	1
DUKE UNIVERSITY POINT OF CARE TESTING PROGRAM			1	100%	1
SCHUYLER HOSPITAL		1			1
AVALON MEDICAL GROUP			1	100%	1
PALM BEACH COUNTY HEALTH DEPT.			1	100%	1
MINUTECLINIC DIAGNOSTIC OF NH, LLC (CL		1			1
Kroger 086 - The Little Clinic Broomfield-Sheridan		1			1
Kroger 550 - The Little Clinic Bellevue		1			1
CALIFORNIA PUBLIC HEALTH LABORATORY			1	100%	1
COLLINS NURSING HOME		1			1
IMMY LABS			1	100%	1
MELBOURNE URGENT CARE			1	100%	1
FASTMED URGENT CARE			1	100%	1
CONSOLIDATED			1	100%	1
MAYO MEDICAL LABORATORIES			1	100%	1
BROOKDALE FORT WALTON BEACH			1	100%	1
Springdale Village		1			1
LAKEWOOD RANCH MEDICAL GROUP LLC			1	100%	1
WESTEX URGENT CARE, PLLC			1	100%	1
Princeton Place			1	100%	1
SPEARE MEMORIAL HOSPITAL			1	100%	1

# COVID-19: testing by laboratory

Data through Feb 13, 2021 verified as of Feb 14, 2021 at 09:25 AM

Data in this report are provisional and subject to change.

The numbers in the table below represent the number of Florida and non-Florida residents for whom test results were received by the Department of Health. A person can be tested by more than one laboratory and can have both positive and negative results. **Therefore, the sum of the numbers in each column will be larger than the total number of people tested.**

Reporting lab	Inconclusive	Negative	Positive	Percent positive	Total
LAKESIDE MEDICAL CENTER		1			1
ST. MARY MEDICAL CENTER		1			1
Kroger 752 - The Little Clinic Central Station		1			1
FAMILY MEDICAL CENTER		1			1
LEHIGH PULMONARY ASSOCIATES			1	100%	1
SUREPOINT URGENT CARE PADRE ISLAND			1	100%	1
VIVEX/UMTB BIOMEDICAL			1	100%	1
HEALTHCARE ASSOCIATES OF IRVING, LLP			1	100%	1
Kroger 682 - The Little Clinic New Holland Market			1	100%	1
QUEST INC			1	100%	1
OPTUM MEDICAL CLINIC IN ROCKRIMMON			1	100%	1
SAINT BARNABAS MEDICAL CENTER		1			1
NORTH SHORE HEMATOLOGY-ONCOLOGY ASSOCIATES PC		1			1
Miller Health Care Center			1	100%	1
ISLAND NURSING HOME			1	100%	1
EASTGENE LABORATORIES		1			1
NORTH PALM CHIDRENS PHYSICIANS			1	100%	1
EAST RIDGE RETIREMENT VILLAGE INC		1			1
PARK AVENUE DERMATOLOGY NORTH			1	100%	1
HOWELL BRANCH COURT			1	100%	1
BAXTER REGIONAL MEDICAL CENTER			1	100%	1
MED CHOICE CENTER OF NORTH MIAMI			1	100%	1
ST. LUKES HOSPITAL			1	100%	1
COMMUNITY MEDICAL CARE			1	100%	1
Metairie Healthcare Center			1	100%	1
GREYSTONE HOME HEALTH OF GREATER ORLANDO LLC		1			1
MEDICAL CLINIC OF HOUSTON			1	100%	1
BROOKDALE AVONDALE (BU 04360)			1	100%	1
TWIN			1	100%	1
NEW ERA HEALTH CENTER INC		1			1
JFK INTERNAL MEDICINE FACULTY PRACTICE			1	100%	1
CENTRAL ALABAMA HEALTH CARE SYSTEM			1	100%	1
Kroger 465 - The Little Clinic Oakley		1			1
ROCKLEDGE HEALTH & REHABILITATION CENTER			1	100%	1
SOWAL HEALTH & DRUG			1	100%	1
Fulton County Medical Center Long Term Care			1	100%	1
TRAVIS LEE THOMPSON MD			1	100%	1
AUTUMN HOUSE			1	100%	1
PARTNERS IN PRIMARY CARE		1			1
Vibrallife of El Paso Rehabilitation Center			1	100%	1
CVS TX1057POCT SAN ANTONIO		1			1
Walgreens #3661		1			1
COMMUNITY			1	100%	1
Cottage of the Shoals		1			1
LAKE LURE HEALTH CENTER			1	100%	1
STERLING HOUSE OF PORT ORANGE		1			1
BAYOU URGENT CARE			1	100%	1

# COVID-19: testing by laboratory

Data through Feb 13, 2021 verified as of Feb 14, 2021 at 09:25 AM

Data in this report are provisional and subject to change.

The numbers in the table below represent the number of Florida and non-Florida residents for whom test results were received by the Department of Health. A person can be tested by more than one laboratory and can have both positive and negative results. **Therefore, the sum of the numbers in each column will be larger than the total number of people tested.**

Reporting lab	Inconclusive	Negative	Positive	Percent positive	Total
THE LITTLE CLINIC LLC			1	100%	1
HEALTHFORCE PARTNERS INC			1	100%	1
PEDRO L ORTEGA MD PA			1	100%	1
HELGEMO & LIOU PEDIATRICS			1	100%	1
PALM BEACH DIABETES AND ENDOCRINE SPECIALISTS, PA			1	100%	1
THE CHRIST HOSPITAL			1	100%	1
BLOOD SYSTEMS LABORATORIES			1	100%	1
CVS SC2269POCT COLUMBIA		1			1
GOOD SAMARITAN SOCIETY-FOREST CITY		1			1
SOUTHERN SPRINGS HEALTH CARE		1			1
ADVENTHEALTH MEDICAL GROUP FAMILY AND INTERNAL			1	100%	1
Carrollton Manor Inc		1			1
Pinnacle Assisted Living			1	100%	1
MINUTECLINIC DIAG OF IND, LLC #4368		1			1
LEELANAU OPCO, LLC		1			1
FRESENIUS SOUTH FORT MYERS		1			1
Kroger 390 - The Little Clinic North College Hill		1			1
URGENT CARE CENTER OF PORT ORANGE LLC			1	100%	1
CVS AZ7263POCT PHOENIX		1			1
ENCOMPASS HEALTH HOME HEALTH		1			1
HUNEYCUTT FAMILY PRACTICE			1	100%	1
SURGERY CENTER, THE			1	100%	1
ER NEAR ME HULEN		1			1
SMITH KLINE			1	100%	1
HARMONY HEALTHCARE ORLANDO INC		1			1
AFFILIATED LABORATORIES INC			1	100%	1
DAVITA DIALYSIS-NORTH			1	100%	1
ANY LAB TEST NOW JACKSONVILLE		1			1
METROPOLITAN			1	100%	1
ANDERSON FAMILY MEDICINE			1	100%	1
VISTA LAKE ASSISTED LIVING			1	100%	1
DR PHILLIPS CENTER FOR WELLNESS		1			1
ORCHID TERRACE		1			1
JAX FAMILY CARE		1			1
JACKSON MADISON CO. GEN. HOSPITAL			1	100%	1
FLORIDA HOME HEALTH			1	100%	1
SUN CLINICAL LABORATORIES			1	100%	1
LITTLE FALLS HOSPITAL LABORATORY		1			1
BEAUMONT HOSPITAL			1	100%	1
Bay View Nursing and Rehabilitation Center			1	100%	1
SARHA DOCTORS CENTER			1	100%	1
THE NEW JEWISH HOME		1			1
BLACKBAG DIGITAL HEALTH LLC		1			1
Lenbrook		1			1
ST CATHERINE HOSPITAL LABORATORY			1	100%	1
MEMORIAL HERMANN SOUTHWEST HOSPITAL			1	100%	1
ARLINGTON ADULT RESIDENTIAL FACILITY, INC			1	100%	1



# COVID-19: testing by laboratory

Data through Feb 13, 2021 verified as of Feb 14, 2021 at 09:25 AM

Data in this report are provisional and subject to change.

The numbers in the table below represent the number of Florida and non-Florida residents for whom test results were received by the Department of Health. A person can be tested by more than one laboratory and can have both positive and negative results. **Therefore, the sum of the numbers in each column will be larger than the total number of people tested.**

Reporting lab	Inconclusive	Negative	Positive	Percent positive	Total
HALE KUPUNA HERITAGE HOME		1			1
Accordius Health at Harrisonburg		1			1
WESTON COUNTY HEALTH SERVICES			1	100%	1
CVS NM8918POCT ALBUQUERQUE		1			1
CVS IL2297144CV CHICAGO		1			1
IVAN, MAYA			1	100%	1
LAKE COMMUNITY ACTION AGENCY		1			1
HENRICO DOCTOR'S LABORATORY			1	100%	1
CAROMONT HEALTH			1	100%	1
FREDERICK MEMORIAL HOSPITAL			1	100%	1
SOUTH FLORIDA URGENT CARE CENTERS, LLC			1	100%	1
EXPRESS CARE OF OCALA			1	100%	1
CVS MINUTE CLINIC #5836		1			1
HAWAII DEPARTMENT OF HEALTH LAB			1	100%	1
HELIX URGENT CARE			1	100%	1
CVS IN8669POCT INDIANAPOLIS		1			1
Chateau Girardeau			1	100%	1
Kroger - KRO03500568			1	100%	1
BRISTOL CHILDRENS CLINIC			1	100%	1
MD NOW URGENT CARE			1	100%	1
SOUTH COUNTY MEDICAL CENTER			1	100%	1
Big River Nursing and Rehab		1			1
CVS MO8595POCT RAYMORE		1			1
BAPTIST MINOR MEDICAL CENTER			1	100%	1
SOUTHEASTERN PATHOLOGY ASSOCIATES			1	100%	1
MADISON FACILITY INC			1	100%	1
MEMORIAL SATILLA HEALTH			1	100%	1
JOHN PETER SMITH HOSPITAL- OB TRIAGE			1	100%	1
HEALTH FIRST MEDICAL GROUP LLC			1	100%	1
DAYTONA BEACH CENTRA CARE			1	100%	1
FIT4LIFE MEDICAL CENTER			1	100%	1
ASHLEY PEDIATRICS DAY & NIGHT CLINIC			1	100%	1
Kroger 618 - The Little Clinic Trail Creek Village		1			1
HUDSON REGIONAL HOSPITAL			1	100%	1
CVS TX7675POCT RED OAK			1	100%	1
MY WELLNESS EXPRESS			1	100%	1
HIDALGO FAMILY CLINIC			1	100%	1
SSC NASHVILLE OPERATING CO LLC D/B/A		1			1
Kroger 909 - The Little Clinic Hamilton			1	100%	1
PATHOLOGYT & LAB MEDICINE SERVICES			1	100%	1
HOCHBERG LOWER SCHOOL		1			1
NORTH MIAMI BEACH SURGICAL CENTER			1	100%	1
PROFESSIONAL DIALYSIS CENTER			1	100%	1
CVS NV9586POCT RENO		1			1
LEHIGH REGIONAL WOUND CENTER			1	100%	1
CARING PROFESSIONAL HEALTH CARE LLC		1			1
CVS TN4624POCT KNOXVILLE			1	100%	1

# COVID-19: testing by laboratory

Data through Feb 13, 2021 verified as of Feb 14, 2021 at 09:25 AM

Data in this report are provisional and subject to change.

The numbers in the table below represent the number of Florida and non-Florida residents for whom test results were received by the Department of Health. A person can be tested by more than one laboratory and can have both positive and negative results. **Therefore, the sum of the numbers in each column will be larger than the total number of people tested.**

Reporting lab	Inconclusive	Negative	Positive	Percent positive	Total
LAKE MARY DIALYSIS			1	100%	1
TIMPANOGOS REGIONAL HOSPITAL			1	100%	1
TREASURE COAST PRIMARY CARE		1			1
PALM COAST DRAW STATION/AMERICAN HEALTH ASSOCIATES		1			1
CAREHERE LLC			1	100%	1
Kroger 541 - The Little Clinic Long Hollow Pike		1			1
MED FIRST IMMEDIATE CARE AND FAMILY PRACTICE			1	100%	1
SC-GA2018 THE RIDGE REHABILITATION & H		1			1
RAPID MEDLAB (002MO)		1			1
VANAJA SUREDDI MD PA			1	100%	1
MEDEXPRESS URGENT CARE - BECKLEY		1			1
Kroger 400 - The Little Clinic Hartley Bridge Rd			1	100%	1
JOHN D. ARCHBOLD MEMORIAL HOSPITAL			1	100%	1
LUMICO LIFE INSURANCE COMPANY		1			1
ALPHA 1 ANTITRYPSIN RESEARCH PROGRAM			1	100%	1
SONNI'S PEDIATRICS			1	100%	1
Mayfair Village Nursing Care Center		1			1
SUMMIT LABORATORY			1	100%	1
Kroger 379 - The Little Clinic Stony Brook		1			1
Central Park Healthcare & Rehabilitation Center		1			1
FAMILY MEDICINE AT KISSIMMEE		1			1
ROYAL CARE MEDICAL CENTER			1	100%	1
CVS OH6167POCT ASHLAND		1			1
SHRIVERS PHARMACY AND WELLNESS CENTER			1	100%	1
CELEBRATION HOSPITAL			1	100%	1
ST. PETERSBURG PEDIATRICS-SEMINOLE			1	100%	1
STANDIFER PLACE		1			1
RIDGE OPTUM FLORIDA			1	100%	1
Brown Memorial Home		1			1
WALGREENS #10854		1			1
DONALSONVILLE HOSPITAL			1	100%	1
Village Green Health & Rehabilitation		1			1
Kroger 524 - The Little Clinic Iron Bridge Road		1			1
TARRYTOWN PHARMACY			1	100%	1
DOCTOR TODAY URGENT CARE			1	100%	1
OCALA RKC EAST HEMO #1			1	100%	1
COSTCO PHARMACY #1023			1	100%	1
STANLY REGIONAL MEDICAL CENTER			1	100%	1
Garden Villa Bedford		1			1
YOUR HEALTH PEDIATRICS INC			1	100%	1
ONPOINT URGENT CARE			1	100%	1
GENESIS HEALTH SYSTEM			1	100%	1
THE MEDICAL CENTER			1	100%	1
NANCY M WORTHINGTON MD PA			1	100%	1
CENTRAL TX URGENT CARE			1	100%	1
FLORIDA STATE UNIVERSITY HEALTH SERVICES			1	100%	1
NORTH SHORE HEMATOLOGY-ONCOLOGY ASSOCIATES		1			1

# COVID-19: testing by laboratory

Data through Feb 13, 2021 verified as of Feb 14, 2021 at 09:25 AM

Data in this report are provisional and subject to change.

The numbers in the table below represent the number of Florida and non-Florida residents for whom test results were received by the Department of Health. A person can be tested by more than one laboratory and can have both positive and negative results. **Therefore, the sum of the numbers in each column will be larger than the total number of people tested.**

Reporting lab	Inconclusive	Negative	Positive	Percent positive	Total
BROOKSHIRE, THE			1	100%	1
Community Compassion Center of Batesville			1	100%	1
441 URGENT CARE CENTER - BROWNWOOD			1	100%	1
Heartland of Perrysburg		1			1
SANFORD LABORATORIES WATERTOWN			1	100%	1
MEDEXPRESS URGENT CARE-MEADVILLE			1	100%	1
NORTHEAST FLORIDA HEALTH SERVICES			1	100%	1
WORKFORCE HEALTH DEPARTMENT			1	100%	1
15 TO KNOW			1	100%	1
Falmouth By The Sea			1	100%	1
MAURY REGIONAL MEDICAL CENTER		1			1
Cooperstown Center for Nursing and Rehabillitation		1			1
MADISON AT OVIEDO			1	100%	1
SC-GA2018 MCCORMICK REHAB & HEALTHCARE		1			1
CHRISTUS GOOD SHEPHERD MEDICAL CENTER			1	100%	1
MANCHESTER COMMONS		1			1
Integrity Healthcare of Carbondale			1	100%	1
CVS CA9103POCT ESCONDIDO		1			1
ICARE		1			1
NORTHSIDE HOSPITAL DULUTH			1	100%	1
SLIDELL MEMORIAL HOSPITAL			1	100%	1
AML DIAGNOSTICS- ADV TESTING IN METABOLIC MEDICINE			1	100%	1
LIFELINK OF FLORIDA			1	100%	1
FIVE STAR PREMIER RESIDENCES OF POMPANO BEACH			1	100%	1
LOGAN COUNTY HOSPITAL			1	100%	1
ASHLEY PEDICATRICS DAY AND NIGHT CLINIC			1	100%	1
MED TECH CLINICAL LABORATORY		1			1
WINCHESTER HOSPITAL			1	100%	1
JMC TALLAHASSEE, LLC			1	100%	1
ST. LUKE'S HOSPITAL			1	100%	1
ADVENTHEALTH IMAGING LAKE NONA			1	100%	1
MIDDLETON PEDIATRICS			1	100%	1
MINUTE-CLINIC DIAGNOSTIC OF VIRGINIA, LLC #3949		1			1
BAPTIST ASI			1	100%	1
ASPIRUS WAUSAU HOSPITAL			1	100%	1
MINUTE CLINIC DIAGNOSTICS OF IN, LLC #6252		1			1
GOLDING-GRANADO MEDICAL ASSOCIATES		1			1
PHYSICIANS IMMEDIATE CARE			1	100%	1
ORMC-ARDEN/EOI			1	100%	1
BAYSIDE LABORATORIES INC		1			1
Fairview			1	100%	1
WY RETIREMENT CENTER		1			1
LEE MEMORIAL HEALTH SYSTEM D/B/A LEE COMMUNITY		1			1
FLORHAM PARK ENDOSCOPY CENTER		1			1
HEALTH FIRST HOME CARE		1			1
LIFEGUARD AMBULANCE SERVICE LLC - BAY COUNTY			1	100%	1
AMERICAN LAB LLC		1			1

# COVID-19: testing by laboratory

Data through Feb 13, 2021 verified as of Feb 14, 2021 at 09:25 AM

Data in this report are provisional and subject to change.

The numbers in the table below represent the number of Florida and non-Florida residents for whom test results were received by the Department of Health. A person can be tested by more than one laboratory and can have both positive and negative results. **Therefore, the sum of the numbers in each column will be larger than the total number of people tested.**

Reporting lab	Inconclusive	Negative	Positive	Percent positive	Total
ADVANTA LABS, LLC		1			1
NORTHEAST TEXAS DIALYSIS		1			1
DECATUR MORGAN HOSPITAL - DECATUR GENE		1			1
TMH PHYSICIAN PARTNERS			1	100%	1
Kroger 923 - The Little Clinic Centerville		1			1
Kroger 006 - The Little Clinic Uintah Gardens		1			1
PASTEUR MEDICAL CENTER LLC		1			1
FAMILY MEDICAL CLINIC KENDALL LLC			1	100%	1
CVS NV5942POCT LAS VEGAS		1			1
LSU MEDICAL CENTER			1	100%	1
EILEEN TURBESSI MD PA		1			1
WINTER PARK MEMORIAL HOSPITAL LABORATORY		1			1
LEXINGTON HOSPITAL CORPORATION			1	100%	1
FLAGLER CARE CENTER			1	100%	1
PHYSICIANS PREMIER			1	100%	1
Brynwood Health & Rehabilitation Center			1	100%	1
CONWAY - SHERWOOD URGENT CARE			1	100%	1
CHILDREN'S MEMORIAL HOSPITAL			1	100%	1
GEORGE WASHINGTON UNIVERSITY HOSPITAL			1	100%	1
HEALTH EXPRESS		1			1
SHAH			1	100%	1
Imperial Healthcare Centre			1	100%	1
PRACTITIONERS IN MOTION			1	100%	1
KENNEDY BOULEVARD DIALYSIS			1	100%	1
LITTLE COMPANY OF MARY HOSPITAL			1	100%	1
BRIAN C GRINER MD LLC			1	100%	1
FLAGLER COUNTY BOARD OF COUNTY COMMISSIONERS			1	100%	1
PRIMARY CARE GROUP LLC		1			1
CENTRAL TX MEDICAL CENTER - LAB			1	100%	1
DEBORAH HEART AND LUNG CENTER		1			1
TANGLEWOOD MANOR		1			1
WINDSOR MANOR			1	100%	1
CLEVELAND CLINIC OUTPATIENT LABORATORY			1	100%	1
TITUSVILLE REHABILITATION AND NURSING CENTER		1			1
CVS CA9715POCT THOUSAND OAKS		1			1
ORLANDO HEALTH MEDICAL GROUP			1	100%	1
FLORIDA EPIDEMIOLOGY PROGRAM			1	100%	1
MINUTE CLINIC DIAGNOSTIC PA			1	100%	1
SOLARIS HEALTHCARE PLANT CITY		1			1
GILBERT MEDICAL GROUP			1	100%	1
THEDACARE FAMILY MEDICINE GATEWAY			1	100%	1
WEST PALM BEACH PHARMACEUTICALS LLC			1	100%	1
MEDICAL CITY NORTH HILLS			1	100%	1
PRISMA HEALTH TUOMEY LABORATORY			1	100%	1
CFCH - FROSTPROOF			1	100%	1
PENSACOLA PATHOLOGY		1			1
CHESAPEAKE REGIONAL MEDICAL CENTER			1	100%	1

# COVID-19: testing by laboratory

Data through Feb 13, 2021 verified as of Feb 14, 2021 at 09:25 AM

Data in this report are provisional and subject to change.

The numbers in the table below represent the number of Florida and non-Florida residents for whom test results were received by the Department of Health. A person can be tested by more than one laboratory and can have both positive and negative results. **Therefore, the sum of the numbers in each column will be larger than the total number of people tested.**

Reporting lab	Inconclusive	Negative	Positive	Percent positive	Total
HCL LABORATORIES			1	100%	1
LANTANA HC LAB			1	100%	1
SANTA MONICA CA-UCLA MC			1	100%	1
HALIFAX HEALTH PRIMARY CARE			1	100%	1
CARENOW MIDTOWN			1	100%	1
BAYCARE OUTREACH LAB WH SOUTH			1	100%	1
MARTIN HEALTH PHYSICIAN GROUP			1	100%	1
FLORIDA CLINICAL LABORATORY INC DBA			1	100%	1
ACCESS FAMILY CARE LLC			1	100%	1
CATHEDRAL GERONTOLOGY CENTER DBA CATHEDRAL CARES			1	100%	1
GOOD PEDIATRICS			1	100%	1
LCMC LAB SUBSECTION		1			1
KID FIXERS		1			1
HEALTH ALLIANCE			1	100%	1
VETERANS AFFAIRS MEDICAL CENTER - EAST ORANGE			1	100%	1
ELLIS HOSPITAL URGENT CARE CENTER LAB		1			1
LARKIN COMMUNITY HOSPITAL PALM SPRINGS CAMPUS			1	100%	1
SMITH			1	100%	1
MEDICAL ASSOCIATES OF THE SHOALS		1			1
SUTTER GOULD MEDICAL FOUNDATION			1	100%	1
ENCOMPASS HEALTH REHABILITATION OF ALTAMONTE			1	100%	1
PROVIDENCE ST PETER HOSPITAL		1			1
WALGREEN#12147		1			1
USF PHYSICIANS GROUP			1	100%	1
MORGAN STANELY HEALTH CENTER		1			1
Hearthstone Nursing and Rehabilitation Center		1			1
Fairhaven Retirement Community		1			1
Lutheran Community at Telford		1			1
BRADENTON DIALYSIS			1	100%	1
KATHY L ANDERSON DO PA			1	100%	1
TREEHOUSE PEDIATRICS & FAMILY CARE		1			1
CLINICAL CARE CENTER, INC			1	100%	1
MARYWOOD NURSING CARE CENTER		1			1
MID FLORIDA BIOLOGICALS			1	100%	1
ST JOHNS MEDICAL CENTER		1			1
Kroger 777 - The Little Clinic Shelbyville		1			1
SYNERGENE LABORATORY			1	100%	1
FAIRFIELD MEDICAL CENTER			1	100%	1
CRUSADER COMMUNITY HEALTH			1	100%	1
ST VINCENT'S AMBULATORY CARE INC			1	100%	1
NEW ERA COMMUNITY HEALTH CENTER LLC		1			1
BHS PHYSICIAN NETWORK			1	100%	1
ALLEGANY COUNTY DEPARTMENT OF HEALTH		1			1
Hillside Manor Rehabilitation and Extended Care Center		1			1
LabCorp L#09258295 M#09258285			1	100%	1
MISSISSIPPI VALLEY REGIONAL BLOOD CENTER			1	100%	1
Glen Oaks Health and REhabilitation		1			1



# COVID-19: testing by laboratory

Data through Feb 13, 2021 verified as of Feb 14, 2021 at 09:25 AM

Data in this report are provisional and subject to change.

The numbers in the table below represent the number of Florida and non-Florida residents for whom test results were received by the Department of Health. A person can be tested by more than one laboratory and can have both positive and negative results. **Therefore, the sum of the numbers in each column will be larger than the total number of people tested.**

Reporting lab	Inconclusive	Negative	Positive	Percent positive	Total
Beth Sholom Home of Eastern Virginia			1	100%	1
Riviera Health Resort		1			1
A.G. Rhodes		1			1
Kroger 705 - The Little Clinic Richmond		1			1
AURORA CONSOLIDATED LABORATORY			1	100%	1
The Center at Centennial			1	100%	1
LEGACY AT HIGHWOODS PRESERVE		1			1
PROMUS DIAGNOSTICS, LLC			1	100%	1
LAS PALMAS MEDICAL CENTER			1	100%	1
RED BUG LAKE ROAD OVIEDO COVID			1	100%	1
CAROLINAS HEALTHCARE SYSTEM LAB			1	100%	1
DOCTORS MEMORIAL HOSP HOME HEALTH CARE		1			1
LYSTER MAIN LAB, FT RUCKER		1			1
TRAFALGAR DIALYSIS			1	100%	1
SUNSHINE PEDIATRICS OF LUTz			1	100%	1
NORTH FLORIDA FAMILY MEDICINE			1	100%	1
BELLMORE PEDIATRICS		1			1
BETHESDA DIALYSIS			1	100%	1
CAREWELL URGENT CARE FITCHBURG			1	100%	1
QUALITY CLINICAL LAB LLC			1	100%	1
OCALA REGIONAL DIALYSIS- NORTH			1	100%	1
CVS SC4286POCT EASLEY		1			1
KANA MEDICAL			1	100%	1
ELITE MEDICAL LABORATORY SOLUTIONS LLC			1	100%	1
WEST CARVER MEDICAL ASSOCIATES		1			1
CVS HEALTH, #5962		1			1
MEMORIAL HEALTH SYSTEM		1			1
1ST MED DOTHAN			1	100%	1
FAYETTE MEDICAL CENTER LAB		1			1
ALLIANCE LABORATORY SERVICES			1	100%	1
Kroger 353 - The Little Clinic Harpers Point		1			1
COASTAL ER IX, PHYSICIANS PREMIER			1	100%	1
RURAL/METRO MIDSOUTH,		1			1
THE LITTLE CLINIC, LLC			1	100%	1
DIGESTIVE DISEASE CARE PC		1			1
ADVENTHEALTH PHYSICIAN GROUP - APPLEWOOD			1	100%	1
CITRONELLE HEALTH AND REHABILITATION CENTER		1			1
Rio Grande City Nursing and Rehab Center			1	100%	1
DISCOVERY AT HOME, LLC			1	100%	1
MEDEXPRESS URGENT CARE - ROSS TOWNSHIP		1			1
UCH LAB			1	100%	1
Oregon Veterans Home The Dalles		1			1
PCG MOLECULAR			1	100%	1
VCU HEALTH SYSTEM AUTHORITY - MCV HOSPITALS			1	100%	1
MOUNT SINAI MEDICAL CENTER OF FLORIDA, INC			1	100%	1
CAREWELL 203			1	100%	1
PM PEDIATRICS OF BAYSIDE PLLC - BELLER		1			1

# COVID-19: testing by laboratory

Data through Feb 13, 2021 verified as of Feb 14, 2021 at 09:25 AM

Data in this report are provisional and subject to change.

The numbers in the table below represent the number of Florida and non-Florida residents for whom test results were received by the Department of Health. A person can be tested by more than one laboratory and can have both positive and negative results. **Therefore, the sum of the numbers in each column will be larger than the total number of people tested.**

Reporting lab	Inconclusive	Negative	Positive	Percent positive	Total
CARESPOT - LEE VISTA			1	100%	1
MEADOWS PARK HEALTH AND REHABILITATION		1			1
ST. VINCENT HOSPITAL			1	100%	1
PORTAGE MEDICAL CENTER			1	100%	1
FALKVILLE HEALTHCARE		1			1
CVS AZ33POCT TEMPE		1			1
Rehab Select of Talladega		1			1
MEDEXPRESS URGENT CARE - WESTFIELD, E MAIN ST			1	100%	1
RAJ K PAI MD PA			1	100%	1
Chateau Living Center			1	100%	1
Community Care Center of Heritage House, LLC			1	100%	1
QUEST DIAGNOSTICS INCORPORATED			1	100%	1
CONTINENTAL HOME HEALTH CARE INC			1	100%	1
OHSU LABORATORY SERVICES		1			1
MORSELIFE HOME CARE INC			1	100%	1
PREMIUM HOME HEALTH CARE INC			1	100%	1
TEXAS HEALTH ARLINGTON MEMORIAL		1			1
PERRY COUNTY NURSING HOME		1			1
OMAHA VA MEDICAL CENTER			1	100%	1
INDIAN RIDGE		1			1
PEDRO MENENDEZ HEALTH CENTER AT ST JOHNS			1	100%	1
ULTIMATE KIDNEY CARE			1	100%	1
EVEXIA DIAGNOSTICS			1	100%	1
CVS MA957POCT WEST SPRINGFIELD		1			1
Heartland Health Care Center Jacksonville			1	100%	1
PUBLIX PHARMACY #1114			1	100%	1
WALGREENS #15291		1			1
LEVY COUNTY DEPT. OF PUBLIC SAFETY			1	100%	1
PUBLIX PHARMACY #0332		1			1
SISTERS MISSION			1	100%	1
MEDERI CARETENDERS VS OF SE FL LLC DBA			1	100%	1
CVS M08556POCT KANSAS CITY		1			1
PINELLAS CHD - CLEARWATER			1	100%	1
MEDEXPRESS URGENT CARE - DANVILLE		1			1
MAHONEY PEDIATRICS PA			1	100%	1
CONCENTRA - TAMPA EAST		1			1
CVS NE8616POCT LINCOLN		1			1
TITUSVILLE TOWERS ASSISTED LIVING		1			1
SAINT ALPHONSUS REGIONAL MEDICAL CENTER			1	100%	1
FLORIDA DEPARTMENT OF HEALTH PALM BEACH COUNTY			1	100%	1
WALKIN MEDICAL URGENT CARE,NEW CITY			1	100%	1
LAMARQUE DIALYSIS			1	100%	1
FLORIDA FAMILY LABORATORY		1			1
TAYLOR COUNTY HEALTH DEPARTMENT			1	100%	1
CAH ACQUISITION COMPANY 11 LLC			1	100%	1
WALGREENS #06025		1			1
WELLCARE URGENT CARE			1	100%	1

# COVID-19: testing by laboratory

Data through Feb 13, 2021 verified as of Feb 14, 2021 at 09:25 AM

Data in this report are provisional and subject to change.

The numbers in the table below represent the number of Florida and non-Florida residents for whom test results were received by the Department of Health. A person can be tested by more than one laboratory and can have both positive and negative results. **Therefore, the sum of the numbers in each column will be larger than the total number of people tested.**

Reporting lab	Inconclusive	Negative	Positive	Percent positive	Total
ROYAL PALM PEDIATRICS			1	100%	1
DIXITKUMAR N MODI MD PA			1	100%	1
ASHLEY CLINICAL DIAGNOSTIC LABORATORY			1	100%	1
REFERENCE LABORATORY			1	100%	1
CLEVELAND CLINIC OHIO LABORATORIES			1	100%	1
CHOTA COMMUNITY HEALTH SERVICES		1			1
FLORIDA HEALTH CARE MEDICAL GROUP		1			1
MEDEXPRESS URGENT CARE - HADLEY		1			1
ORLANDO PHYSICIAN NETWORK		1			1
JOHNSON & JOHNSON VISION CARE-VISTAKON			1	100%	1
STEPHENS COUNTY HOSPITAL			1	100%	1
SOMA MEDICAL CENTER PA #3 PALOMINO			1	100%	1
KIDSVILLE PEDIATRICS IV PA		1			1
FLORIDA CLINICAL RESEARCH CENTER, LLC			1	100%	1
LIFELINK TRANSPLANT INSTITUTE LAB			1	100%	1
Memorial Health Care Center			1	100%	1
Bethel Lutheran Nursing & Rehabilitation Center		1			1
HOLLAND COMMUNITY HOSPITAL		1			1
LIMA MEMORIAL HOSPITAL			1	100%	1
CVS KY4779POCT LOUISVILLE		1			1
SANITAS RESEARCH LLC			1	100%	1
MONMOUTH MEDICALC ENTER		1			1
HORIZON MEDICAL CENTER			1	100%	1
GOSHEN HOSPITAL			1	100%	1
STARLING AT SAN JOSE			1	100%	1
TREASURE COAST URGENT & FAMILY CARE			1	100%	1
COMMUNITY MEDICAL CENTER-ORANGE CITY		1			1
TEVAPHARM			1	100%	1
HALEYVILLE HEALTH CARE CENTER		1			1
ARIZA WELLNESS CARE LLC			1	100%	1
ARCADIA DIALYSIS CENTER			1	100%	1
JUP Serology SubSection			1	100%	1
CVS NV8784POCT LAS VEGAS		1			1
CAREHERE HUDSON BAY			1	100%	1
BASCOM PALMER EYE INSTITUTE			1	100%	1
ATHENS LIMESTONE HOSPITAL		1			1
SUNCOAST PRIMARY CARE LLC			1	100%	1
TRIHEALTH			1	100%	1
ST JOHNS PEDIATRICS PA		1			1
Valley View Health and Rehabilitation, LLC		1			1
Birmingham Nursing and Rehabilitation East LLC		1			1
LAKEVIEW HEALTH CARE SYSTEM LLC			1	100%	1
ST VINCENTS AMBULATORY CARE INC			1	100%	1
PRIMARY HEALTH CARE ASSOCIATES INC			1	100%	1
NATIONAL INSTITUTES OF HEALTH CLINICAL CENTER			1	100%	1
Sunnybrook Rehabilitation Center			1	100%	1
OAKWOOD HOSPITAL - SOUTHSHORE			1	100%	1

# COVID-19: testing by laboratory

Data through Feb 13, 2021 verified as of Feb 14, 2021 at 09:25 AM

Data in this report are provisional and subject to change.

The numbers in the table below represent the number of Florida and non-Florida residents for whom test results were received by the Department of Health. A person can be tested by more than one laboratory and can have both positive and negative results. **Therefore, the sum of the numbers in each column will be larger than the total number of people tested.**

Reporting lab	Inconclusive	Negative	Positive	Percent positive	Total
BORINQUEN HEALTH CENTER			1	100%	1
HEALTHCARE AND REHAB OF SANFORD			1	100%	1
TENNOVA HEALTHCARE - CLEVELAND			1	100%	1
APPLING NURSING & REHABILITATION PAVIL		1			1
SAINT LEO UNIVERSITY INCORPORATED			1	100%	1
SPARTANBURG REGIONAL MEDICAL CENTER			1	100%	1
CHI MEMORIAL HOSPITAL CHATTANOOGA			1	100%	1
MC DIAGNOSTIC OF CONNECTICUT, PC #252			1	100%	1
C V S / PHARMACY #833		1			1
WELL-KEY URGENT CARE SEVIERVILLE			1	100%	1
GENDERXPRESS/PICTURE ME PERFECT IMAGING			1	100%	1
Fairhope		1			1
MINUTECLINIC DIAGNOSTIC OF VIRGINIA, LLC #1980		1			1
ST ANTHONY'S PINELLAS CARE CLINIC			1	100%	1
CVS TX7288POCT DALLAS		1			1
TITUS REGIONAL MEDICAL CENTER			1	100%	1
KENT		1			1
MERRILL GARDENS AT CHAMPIONSGATE			1	100%	1
RCP OF MEMORIAL WEST			1	100%	1
MEMORIAL HERMANN KATY HOSPITAL			1	100%	1
Port Orange Nursing And Rehab Center			1	100%	1
MEDEXPRESS URGENT CARE, MOSSIDE		1			1
WEST VIRGINIA UNIVERSITY HOSPITALS			1	100%	1
777 URGENT CARE			1	100%	1
EAST TENNESSEE STATE UNIVERSITY		1			1
ATHENA PLASTIC SURGERY		1			1
BLACKBERRY CENTER, THE		1			1
LABORATORIO BUENA SALUD			1	100%	1
CHRISTIANA HOSPITAL		1			1
BUFFALO VAMC			1	100%	1
WATERTOWN URGENT CARE		1			1
ENZO LABS INC			1	100%	1
EAST COAST INSTITUTE FOR RESEARCH LLC			1	100%	1
COBLESKILL REGIONAL HOSPITAL		1			1
SAN JOSE CLINIC		1			1
Kroger 907 - The Little Clinic Holland		1			1
NF Escambia, LLC DBA Olive BranchHealth and Rehabilitaion Center			1	100%	1
ADVANCED CARDIOVASCULAR DIAGNOSTICS OF FL			1	100%	1
CVS CA9721POCT ARCADIA		1			1
SUPERKIDS PEDIATRICS			1	100%	1
WOODHILLS LABS			1	100%	1
SELECT MEDICAL CLINIC			1	100%	1
NIBHA MEDIRATTA MD PL			1	100%	1
NHC HealthCare St. Charles		1			1
CVS IL5797POCT CAROL STREAM		1			1
ST JOHN'S HOME CARE			1	100%	1
RAMBAM URGENT CARE			1	100%	1

# COVID-19: testing by laboratory

Data through Feb 13, 2021 verified as of Feb 14, 2021 at 09:25 AM

Data in this report are provisional and subject to change.

The numbers in the table below represent the number of Florida and non-Florida residents for whom test results were received by the Department of Health. A person can be tested by more than one laboratory and can have both positive and negative results. **Therefore, the sum of the numbers in each column will be larger than the total number of people tested.**

Reporting lab	Inconclusive	Negative	Positive	Percent positive	Total
ADVANCE MD CARE			1	100%	1
METROWEST MEDICAL CENTER - FRAMINGHAM			1	100%	1
OCEAN MEDICAL CENTER		1			1
CVS NC2749POCT CONCORD		1			1
FELD ENTERTAINMENT			1	100%	1
Kroger 410 - The Little Clinic Trinity		1			1
HIGHLAND PARK LAKEWOOD PRESTON HOLLOW			1	100%	1
Bon Secours Place			1	100%	1
FLORIDA HOSPITAL ORMOND BEACH			1	100%	1
CVS AZ5477POCT SURPRISE		1			1
MOBILE MEDICAL CLINIC			1	100%	1
ELDER ALTERNATIVES INC			1	100%	1
Medicalodges Neosho			1	100%	1
CLUB HEALTH AND REHABILITATION CENTER, THE		1			1
FAMILY PHYSICIANS OF WINTER PARK, INC			1	100%	1
BASCOM PALMER-MICRO LAB			1	100%	1
ARNOLD PALMER HOSPITAL LAB POCT		1			1
HOLSTON MEDICAL GROUP		1			1
ADVANCED URGENT CARE PLLC		1			1
Redwood Springs Healthcare			1	100%	1
BEAUMONT HOSPITAL, GROSSE POINTE			1	100%	1
ABSOLUTE QUICK CARE			1	100%	1
RABI SINHA, MD		1			1
HARRIS URGENT CARE CENTER			1	100%	1
CLERMONT PEDIATRICS, PA			1	100%	1
COLOMBO'S PHARMACY		1			1
Hillside Rehab and Care Center			1	100%	1
NEW MILFORD HOSPITAL			1	100%	1
BAYLOR SCOTT & WHITE MEDICAL SURGICAL CLINIC			1	100%	1
MEDICAL ASSOCIATES OF BREVARD LLC		1			1
Woodstock Nursing and Rehabilitation Center		1			1
SAINT PETE MRI			1	100%	1
FAIRVIEW SOUTHDALE			1	100%	1
LabCorp of America			1	100%	1
SACRED HEART HEALTH SYSTEM- MIDWIFE PROGRAM			1	100%	1
Shoreline Care Center			1	100%	1
NEVADA DEPARTMENT OF HEALTH AND HUMAN SERVICES			1	100%	1
Wildwood Healthcare		1			1
SOUTHWEST FLORIDA DIVISION LAB			1	100%	1
BOND COUNTY HEALTH DEPARTMENT			1	100%	1
Walgreens #5065		1			1
TAMPA HEALTH CARE PROVIDERS PA		1			1
CARESPOT EXPRESS HEALTHCARE BOYNTON BEACH			1	100%	1
DIMMIT REGIONAL HOSPITAL			1	100%	1
Strasburg Care Center		1			1
DEPT OF VA MEDICAL CENTER - MIAMI			1	100%	1
PUTNAM CO HOSPITAL-D/B/A ASBURY TOWERS		1			1



# COVID-19: testing by laboratory

Data through Feb 13, 2021 verified as of Feb 14, 2021 at 09:25 AM

Data in this report are provisional and subject to change.

The numbers in the table below represent the number of Florida and non-Florida residents for whom test results were received by the Department of Health. A person can be tested by more than one laboratory and can have both positive and negative results. **Therefore, the sum of the numbers in each column will be larger than the total number of people tested.**

Reporting lab	Inconclusive	Negative	Positive	Percent positive	Total
CHAMBREL AT PINECASTLE			1	100%	1
PALM SPRINGS GENERAL HOSPITAL			1	100%	1
SHANNON CLARK OD, PA			1	100%	1
LIFE CARE CENTER OF GWINNETT		1			1
El Paso Health Care Center			1	100%	1
PALOMAR MEDICAL CENTER			1	100%	1
PREMIER MOBILE HEALTH SERVICES, LLC			1	100%	1
VISTA DEL SOL MED ASSOC		1			1
LAKE SUCCESS EXTENDED CARE		1			1
Bivins Pointe			1	100%	1
NORTHSIDE FAMILY MEDICINE AND URGENT CARE (HOLLY SPRINGS)		1			1
WELLMED AT BRANDON REGIONAL		1			1
CVS IL2297652CV CHICAGO		1			1
ORDRS, INC.			1	100%	1
Maple Lane Nursing Home		1			1
INTERNAL MEDICINE ASSOCIATES		1			1
POETS WALK SARASOTA			1	100%	1
SOUTH TEXAS HEALTH SYSTEM ER - WARE ROAD			1	100%	1
LAREDO EMERGENCY ROOM			1	100%	1
FREEPORT ER DOX URGENT CARE		1			1
CVS IL4778POCT EVANSTON		1			1
Florence Home		1			1
URGENT TEAM MANAGEMENT OF TENNESSEE, L			1	100%	1
CVS MA2297677CV BOSTON		1			1
FLORIDA ADVANCED MEDICAL AND DERM AESTHETICS LLC			1	100%	1
DSI LABORATORIES-NAPLES-7TH			1	100%	1
CVS AZ69POCT PEORIA		1			1
Niles Nursing and Rehab. Center		1			1
SUPREME MEDICAL GROUP PLLC			1	100%	1
AZALEALAND NURSING HOME		1			1
Manassas Health & Rehab			1	100%	1
Monument Health Strugis Care Center		1			1
BEAUMONT REFERENCE LABORATORY			1	100%	1
HEALTHPARTNERS HUDSON CLINIC			1	100%	1
Robinson Terrace Rehabilitation and Nursing Center		1			1
REGIONAL MEDICAL LABORATORY			1	100%	1
ManorCare Rehab Center of Marietta		1			1
West Melbourne Health and Rehabilitation Center			1	100%	1
UABC			1	100%	1
BLAKE AT PENSACOLA OPERATION CO, LLC, THE			1	100%	1
SANTA ROSA PEDIATRICS			1	100%	1
Acts Manor House		1			1
INTERNAL MEDICINE GROUP OF CENTRAL FLORIDA			1	100%	1
STONECREST MEDICAL CENTER		1			1
Ravenwood Speciality Care		1			1
FRANKLIN CBOC			1	100%	1
Mercy Manor Transition Center			1	100%	1

# COVID-19: testing by laboratory

Data through Feb 13, 2021 verified as of Feb 14, 2021 at 09:25 AM

Data in this report are provisional and subject to change.

The numbers in the table below represent the number of Florida and non-Florida residents for whom test results were received by the Department of Health. A person can be tested by more than one laboratory and can have both positive and negative results. **Therefore, the sum of the numbers in each column will be larger than the total number of people tested.**

Reporting lab	Inconclusive	Negative	Positive	Percent positive	Total
NSPIRE HEALTHCARE PLANTATION			1	100%	1
CERMAK HEALTH SERVICES			1	100%	1
ADVANCED RESEARCH AND DIAGNOSTIC LABORATORY UNIVERSITY OF MINNESOTA			1	100%	1
COMMUNITY HOSPITALS INDIANAPOLIS			1	100%	1
BRUCE S WEST MD			1	100%	1
Schenectady Center for Rehabilitation & Nursing		1			1
REGENTS PARK OF JACKSONVILLE			1	100%	1
VALUE DRUGS GREENLAWN INC		1			1
NORTH SHORE MEDICAL CENTER - SALEM HOSPITAL			1	100%	1
SUMMERFIELD PAIN MANAGEMENT			1	100%	1
ST MICHAEL'S ELITE MEDICAL HOSPITAL			1	100%	1
CORNERSTONE DRUG AND GIFT INC		1			1
PROGENESIS INC			1	100%	1
DERMDX, DIV OF AURORA DIAGNOSTICS/BERNHARDT LAB		1			1
Kroger 409 - The Little Clinic Hebron Marketplace			1	100%	1
FOUNDATION LABORATORY			1	100%	1
Baypoint Healthcare Center			1	100%	1
MARTIN MEM FAMILY CARE AT ST LUCIE W			1	100%	1
FIRST CARE WALK IN CLINIC LLC			1	100%	1
CAN COMMUNITY HEALTH LLC		1			1
BAYSHORE DIALYSIS			1	100%	1
Elm Crest Senior Living Community		1			1
CACERES SPECIALIZED GYNECOLOGY		1			1
VA OPTOMETRY CLINIC			1	100%	1
Kroger 444 - The Little Clinic Dent		1			1
OXY-GENLAB			1	100%	1
CVS NV3210POCT LAS VEGAS		1			1
NORWALK HOSPITAL			1	100%	1
Broomall Manor		1			1
SOUTHWEST REGIONAL PCR LABORATORY			1	100%	1
Kroger 667 - The Little Clinic Litchfield Park		1			1
Arch Plaza Nursing and Rehabilitation Center			1	100%	1
CANDLER HOSPITAL			1	100%	1
SPECIALTY DRUG TESTING			1	100%	1
MEDOR/ACC SYNCHRONY			1	100%	1
EVERGREEN NURSING HOME		1			1
HARDIN HEALTH INC		1			1
MEDEXPRESS URGENT CARE - CABOT			1	100%	1
Sage Bluff Health & Rehabilitation Center		1			1
THE HEART HOSPITAL BAYLOR PLANO			1	100%	1
SEWALLS POINT PHARMACY INC			1	100%	1
Florence Nursing and Rehabilitation Center		1			1
QC LABORATORY			1	100%	1
EXCEPTIONAL EMERGENCY CENTER			1	100%	1
PHYSICIANS PRIMARY CARE LEHIGH PEDS			1	100%	1
MEDEXPRESS URGENT CARE - LAWRENCE		1			1
ULTIMATE ANALYSIS LABORATORY			1	100%	1

# COVID-19: testing by laboratory

Data through Feb 13, 2021 verified as of Feb 14, 2021 at 09:25 AM

Data in this report are provisional and subject to change.

The numbers in the table below represent the number of Florida and non-Florida residents for whom test results were received by the Department of Health. A person can be tested by more than one laboratory and can have both positive and negative results. **Therefore, the sum of the numbers in each column will be larger than the total number of people tested.**

Reporting lab	Inconclusive	Negative	Positive	Percent positive	Total
WELLNOW URGENT CARE-OSWEGO			1	100%	1
CORDOVA FAMILY PRACTICE			1	100%	1
COLONIAL VILLA GOOD SAMARITAN CENTER		1			1
SEACOAST PATHOLOGY PROFESSIONAL ASSOC		1			1
Carington Park			1	100%	1
EASTSIDE MEDICAL CLINIC		1			1
EDGAR PRICE FAMILY & CHILDREN HEALTHCARE CENTER			1	100%	1
WINNIFRED ASSISTED LIVING FACILITY INC		1			1
BAPTIST MEDICAL PLAZA AT WESTCHESTER			1	100%	1
MEDONE URGENT CARE			1	100%	1
MED-LAKE LABORATORY			1	100%	1
Court House Center		1			1
TENNOVA ER - SANGO			1	100%	1
WEST BOYNTON DIALYSIS			1	100%	1
OPTIMAL MEDICINE INC		1			1
Kroger 895 - The Little Clinic Green Hills		1			1
THE TOLEDO HOSPITAL			1	100%	1
SPECTRUM LABORATORY			1	100%	1
ROSE HAVEN NURSING CENTER		1			1
Livingston County Center for Nursing and Rehabilitation		1			1
Lemont Nursing and Rehab Center			1	100%	1
SIPERSTEIN DERMATOLOGY LLC			1	100%	1
SUNCOAST RESEARCH GROUP LLC			1	100%	1
CARENOW-MONTGOMERY			1	100%	1
RAYMOND F CARON MD			1	100%	1
Walgreens #11724		1			1
WESLEY MEDICAL CENTER			1	100%	1
PALMETTO PRIMARY CARE PHYSICIANS			1	100%	1
Kroger 522 - The Little Clinic Gahanna		1			1
UMASS MEMORIAL MEDICAL CENTER, INC		1			1
BETHESDA ON TURKEY CREEK			1	100%	1
Avera Sr. James Care Center		1			1
AUGUSTA HEALTH CLINICAL LABORATORY			1	100%	1
HOUSTON DEPARTMENT OF HEALTH AND HUMAN SERVICES			1	100%	1
Piney Grove Nursing and Rehabilitation Center		1			1
CVS MD1515POCT LEONARDTOWN		1			1
VA ST LOUIS HEALTH CARE SYSTEM			1	100%	1
CVS TX3292POCT WYLIE		1			1
SWIFTCARE URGENT CARE, PLLC			1	100%	1
DILELLA			1	100%	1
HENRY FORD WEST BLOOMFIELD HOSPITAL			1	100%	1
St. Josephs Hospital			1	100%	1
Mountain View Manor			1	100%	1
BEAUMONT URGENT CARE		1			1
NYU LANGONE AMBULATORY CARE LAKE SUCCE		1			1
ADVANCED LABORATORY SERVICES			1	100%	1
JACKSONVILLE VA OPC			1	100%	1

# COVID-19: testing by laboratory

Data through Feb 13, 2021 verified as of Feb 14, 2021 at 09:25 AM

Data in this report are provisional and subject to change.

The numbers in the table below represent the number of Florida and non-Florida residents for whom test results were received by the Department of Health. A person can be tested by more than one laboratory and can have both positive and negative results. **Therefore, the sum of the numbers in each column will be larger than the total number of people tested.**

Reporting lab	Inconclusive	Negative	Positive	Percent positive	Total
GARDENS AT MAPLEWOOD			1	100%	1
TMH CANCER CENTER LABORATORY			1	100%	1
PELICAN STATE OUTPATIENT CENTER			1	100%	1
CVS OH4300POCT STRONGSVILLE		1			1
Holly Hill Healthcare Center			1	100%	1
GIBSON AREA PRIMARY CARE			1	100%	1
Kroger 481 - The Little Clinic Houston Levee		1			1
Diversicare of Smyrna		1			1
URGENT CARE OF COASTAL GEORGIA			1	100%	1
PEDIATRIC PARTNERS			1	100%	1
SOUTHWOOD HEALTHCARE CENTER		1			1
SOUTHWOOD NURSING & RETIREMENT CENTER		1			1
PEACE HEALTH FAMILY MEDICINE AT 87TH AVE		1			1
MOORE CLINICAL RESEARCH INC			1	100%	1
INSTANT MEDICAL CARE CENTER			1	100%	1
PARK LANE NURSING HOME		1			1
ADVENTHEALTH MEDICAL GROUP PEDIATRICS DIABETES &			1	100%	1
CORMEUM LAB SERVICES, LLC			1	100%	1
NICKLAUS CHILDREN'S DORAL OUTPATIENT CENTER			1	100%	1
CVS OH2486POCT NILES			1	100%	1
JUPITER PEDIATRIC ASSOCIATES, PA			1	100%	1
RESIDENCES AT MIAMI / REIGN GARDENS LLC, THE			1	100%	1
Autumn Care of Suffolk		1			1
INTERNAL MEDICINE EMILIA MURRAY MD PA		1			1
WELLMED AT LINEBAUGH AVE			1	100%	1
Kroger - KRO70300083			1	100%	1
DOCTORS CARE - AIKEN MALL			1	100%	1
SOUTH FLORIDA RESEARCH ORGANIZATION			1	100%	1
TRUMAN MEDICAL CENTER - HOSPITAL HILL			1	100%	1
ALPHA CLINICAL LABORATORY CORP.			1	100%	1
CONCORDIA MANOR			1	100%	1
SIGNATURE CARE MEMORIAL CITY			1	100%	1
NEMOURS CHILDREN'S PRIMARY CARE OF VERO BEACH			1	100%	1
EASTSIDE URGENT CARE			1	100%	1
PATHOLOGY		1			1
HUMC		1			1
MEDCOR CORPORATE CLINIC			1	100%	1
HOSPICE OF THE FLORIDA SUNCOAST,THE		1			1
XSTREMEMD			1	100%	1
UNLIMITED MEDICAL SERVICES OF FL PL DBA		1			1
DOCTORS AFTER HOURS URGENT CARE CENTER			1	100%	1
CVS SC7334POCT LEXINGTON		1			1
CVS IN6757POCT COLUMBUS		1			1
ST VINCENTS OUTPATIENT IMAGING		1			1
DR JAMES D FORBES FAMILY CARE CENTER			1	100%	1
Kroger 549 - The Little Clinic Clinton Highway		1			1
WEST COAST CLINICAL LABS INC			1	100%	1

# COVID-19: testing by laboratory

Data through Feb 13, 2021 verified as of Feb 14, 2021 at 09:25 AM

Data in this report are provisional and subject to change.

The numbers in the table below represent the number of Florida and non-Florida residents for whom test results were received by the Department of Health. A person can be tested by more than one laboratory and can have both positive and negative results. **Therefore, the sum of the numbers in each column will be larger than the total number of people tested.**

Reporting lab	Inconclusive	Negative	Positive	Percent positive	Total
NAVARRO MEDICAL CENTERS LLC			1	100%	1
MEDEXPRESS URGENT CARE - TOPEKA, SW WANAMAKER RD		1			1
Good Samaritan Society - Albion		1			1
Kroger 532 - The Little Clinic Murfreesboro		1			1
SOUTHEASTERN INTEGRATED MEDICAL PL			1	100%	1
LEE MEMORIAL HOSPITAL OUTPATIENT SURGERY CENTER			1	100%	1
MERITUS MEDICAL CENTER			1	100%	1
MISSOURI DEPARTMENT OF HEALTH AND SENIOR SERVICES - STATE PH LAB		1			1
Rockcastle Health and Rehab		1			1
MOUNT SINAI COMPREHENSIVE CANCER CENTER			1	100%	1
YOUTH HEALTH CENTER OF HUNTINGTON		1			1
Summit Medical Group Morristown Oncology		1			1
MEDEXPRESS URGENT CARE - DERBY N ROCK		1			1
BNJ		1			1
EAST FL CORE LAB			1	100%	1
Piqua Manor		1			1
Kroger 101 - The Little Clinic Hill Top		1			1
CARBON HEALTH			1	100%	1
Lynwood		1			1
Crowne Place Assisted Living		1			1
COLLIER BLVD HMA PHYSICIANS MANAGEMENT LLC			1	100%	1
MISSION HOSPITAL			1	100%	1
HENRY FORD HOSPITAL			1	100%	1
MEDICAL CENTER			1	100%	1
Kroger 419 - The Little Clinic Farmington/Exeter		1			1
JASPER MEMORIAL HOSPITAL		1			1
AURORA HEALTH CARE METRO INC			1	100%	1
FAMILY MEDICAL CENTRE			1	100%	1
DAYTONA BEACH DIALYSIS			1	100%	1
NEMOURS CHILDREN'S PRIMARY CARE			1	100%	1
UT HEALTH RIO GRANDE VALLEY PRIMARY CARE AT			1	100%	1
NATION'S BEST CARE HOME HEALTH			1	100%	1
DOCTORS CARE – GREER		1			1
NEW SMYRNA BEACH AMBULATORY CARE CTR			1	100%	1
DORAL KIDNEY CENTER			1	100%	1
MISSOURI DEPT. OF HEALTH			1	100%	1
ABINGTON MEMORIAL HOSPITAL			1	100%	1
PREMIER PEDIATRICS			1	100%	1
RENOWN REGIONAL MEDICAL CENTER			1	100%	1
ALBANY MEDICAL CENTER			1	100%	1
CVS NE2741POCT LA VISTA		1			1
Sherwood Oaks Health Center			1	100%	1
Juniper Village at Bucks County		1			1
UNIVERSITY OF VERMONT MEDICAL CENTER			1	100%	1
Orange City Nursing and Rehab Center			1	100%	1
LOUISIANA STATE LAB			1	100%	1
CENTRAL CAROLINA HOSPITAL			1	100%	1



# COVID-19: testing by laboratory

Data through Feb 13, 2021 verified as of Feb 14, 2021 at 09:25 AM

Data in this report are provisional and subject to change.

The numbers in the table below represent the number of Florida and non-Florida residents for whom test results were received by the Department of Health. A person can be tested by more than one laboratory and can have both positive and negative results. **Therefore, the sum of the numbers in each column will be larger than the total number of people tested.**

Reporting lab	Inconclusive	Negative	Positive	Percent positive	Total
NEW YORK UNIVERSITY MEDICAL CENTER			1	100%	1
NEW RIVER HEALTH DISTRICT			1	100%	1
MT SINA1 HOSPICE			1	100%	1
UNIVERSITY OF SOUTH FLORIDA			1	100%	1
MEDCARE QUALITY MEDICAL CENTER LLC			1	100%	1
WOOD COUNTY HEALTH DEPARTMENT			1	100%	1
BAYMEADOWS PEDIATRIC CARE		1			1
PALMETTO CHARTER SCHOOL		1			1
JP MORGAN CHASE HEALTH SERVICES			1	100%	1
CVS NC7057POCT SHELBY		1			1
ASSOCIATES MD MEDICAL GROUP INC			1	100%	1
CVS SC2250POCT COLUMBIA		1			1
MED & CO INVESTMENT LLC		1			1
SKY RIDGE MEDICAL CENTER - MICRO			1	100%	1
SHAMRA MEDICAL LABORATORY			1	100%	1
FIU HEALTH CARE CENTER			1	100%	1
CENTRAL JERSEY URGENT CARE OF EATONTOW		1			1
MARYLAND DEPARTMENT OF HEALTH AND MENTAL HYGIENE-LABORATORIES			1	100%	1
ROBERTS WESLEYAN COLLEGE HEALTH CENTE		1			1
ARIZONA STATE LABORATORY			1	100%	1
Kroger 367 - The Little Clinic Walton		1			1
LAKELAND REGIONAL HEALTH GRASSLANDS		1			1
NORTHSIDE FAMILY MEDICINE		1			1
BREVARD FAMILY WALK IN CLINIC			1	100%	1
JOSHUA E CHESIR MD		1			1
ADDINGTON PLACE EAST LAKE		1			1
ADAMS COUNTY HEALTH DEPARTMENT			1	100%	1
NORTH RIVER FAMILY HEALTH CENTER			1	100%	1
ROYAL OAK MEDICAL CENTER LLC DBA CHARACTER FAMILY			1	100%	1
PUBLIX PHARMACY # 1236			1	100%	1
MINUTECLINIC, LLC #07876			1	100%	1
MAYO CLINIC BEACHES PRIMARY CARE CTR		1			1
MEMORIAL HOSPITAL - BELLEVILLE			1	100%	1
STEWART MEDICAL GROUP INC			1	100%	1
Wexner Heritage House			1	100%	1
MEDICAL ASSOCIATES OF PINELLAS - LAB			1	100%	1
NEMOURS CHILDRENS PRIMARY CARE CLERMONT			1	100%	1
RICHMOND MEDICAL CENTER FOR WOMEN		1			1
THE MEDICAL CENTER AT BOWLING GREEN			1	100%	1
CVS / PHARMACY #10794			1	100%	1
CVS GA2108POCT NORCROSS		1			1
UNIVERSITY OF IOWA HOSPITALS & CLINICS			1	100%	1
MEMORIALCARE LONG BEACH MEDICAL CENTER			1	100%	1
ELKHART GENERAL HOSPITAL			1	100%	1
Kroger 596 - The Little Clinic Brentwood		1			1
MAYO CLINICAL LABORATORIES		1			1
ENCOMPASS HEALTH REHABILITATION			1	100%	1

# COVID-19: testing by laboratory

Data through Feb 13, 2021 verified as of Feb 14, 2021 at 09:25 AM

Data in this report are provisional and subject to change.

The numbers in the table below represent the number of Florida and non-Florida residents for whom test results were received by the Department of Health. A person can be tested by more than one laboratory and can have both positive and negative results. **Therefore, the sum of the numbers in each column will be larger than the total number of people tested.**

Reporting lab	Inconclusive	Negative	Positive	Percent positive	Total
LAKE MARY OPTUM FLORIDA			1	100%	1
CVS NE8626POCT LINCOLN		1			1
PRIMEX CLINICAL LABORATORIES INC			1	100%	1
LOWER KEYS COMMUNITY HEALTH CENTER			1	100%	1
Kroger 518 - The Little Clinic Hermitage		1			1
INTERMOUNTAIN HEALTHCARE LABORATORY SERVICES			1	100%	1
MCLEOD MEMORIAL HOSPITAL CLARENDON			1	100%	1
HARDIN MEMORIAL HOSPITAL - HEARTLAND PATHOLOGY CONSULTANTS			1	100%	1
OAK HAVEN REHAB AND NURSING CENTER			1	100%	1
FLORIDA HEART AND VASCULAR MULTISPECIALTY GROUP PA			1	100%	1
MAYO CLINIC OUTPATIENT DIALYSIS CENTER			1	100%	1
MISSION HOSPITAL – MEMORIAL CAMPUS			1	100%	1
Florida Baptist Retirement Center		1			1
FAITH FAMILY PRACTICE			1	100%	1
SANTA BARABARA ALF LLC (THE WINDSOR)			1	100%	1
MOUNT SINAI MEDICAL CENTER AVENTURA ER			1	100%	1
CURELOGICS WOUND CARE & HYPERBARIC CENTER		1			1
FLORIDA HOSPITAL LAB			1	100%	1
Signature Healthcare of Georgetown		1			1
BL DIAGNOSTICS LLC			1	100%	1
CHIEFLAND MEDICAL CENTER			1	100%	1
Chestnut Ridge Nursing & Rehab		1			1
SUPREME LABORATORY			1	100%	1
ANY LAB TEST FAST CORP			1	100%	1
CVS IN6608POCT NEW PALESTINE			1	100%	1
Allen Health and Rehabilitation		1			1
MEDICAL CITY DENTON			1	100%	1
Southwest Louisiana Veterans Home			1	100%	1
VELOCITY URGENT CARE - LITTLE CREEK			1	100%	1
WEST COCOA PHARMACY			1	100%	1
CVS MI8049POCT WATERFORD		1			1
F W HUSTON MEDICAL CENTER SENIOR LIVIN		1			1
SHELBYVILLE HOSPITAL COMPANY		1			1
HABANA HEALTH CARE CENTER			1	100%	1
CQUENTIA NGS, LLC			1	100%	1
Walgreens #10851		1			1
SPRING VALLEY HOSPITAL MEDICAL CENTER			1	100%	1
ST JOSEPH'S HOSPITAL NORTH LABORATORY			1	100%	1
CONNECTICUT PEDIATRICS @ CHC		1			1
MEDSTAR URGENT CARE, LLC			1	100%	1
MEDEXPRESS URGENT CARE, EDWARDSVILLE		1			1
COX HEALTH SOUTH LAB			1	100%	1
MARINA DEL REY HOSPITAL LAB			1	100%	1
MEDEXPRESS URGENT CARE - WAYNESBURG		1			1
HAWTHORNE HEALTH AND REHABILITATION			1	100%	1
CORNERSTONE OF RECOVERY INC		1			1
BRANDON OUTREACH CLINIC			1	100%	1

# COVID-19: testing by laboratory

Data through Feb 13, 2021 verified as of Feb 14, 2021 at 09:25 AM

Data in this report are provisional and subject to change.

The numbers in the table below represent the number of Florida and non-Florida residents for whom test results were received by the Department of Health. A person can be tested by more than one laboratory and can have both positive and negative results. **Therefore, the sum of the numbers in each column will be larger than the total number of people tested.**

Reporting lab	Inconclusive	Negative	Positive	Percent positive	Total
PALMETTO BAY MEDICAL CENTER			1	100%	1
JMJ FAMILY PRACTICE			1	100%	1
PARK AVENUE PEDIATRICS PC		1			1
MEDCOR, INC			1	100%	1
HEARTLAND OF ZEPHYRHILLS FL, LLC			1	100%	1
HATLEY HEALTH CARE, INC		1			1
St Mary's d'Youville Pavilion		1			1
UNDERGROUND FREE CLINIC		1			1
OPTUM OF HIALEAH		1			1
AMD			1	100%	1
Walgreens #5914		1			1
EH FARGO HOSPITAL LABORATORY			1	100%	1
HARDEE COUNTY FIRE RESCUE		1			1
FAMILY MEDICAL CENTER OF HOLLYWOOD PA			1	100%	1
ANDREWS INSTITUTE AMBULATORY SURGERY CENTER		1			1
HELEN HAYES HOSPITAL LABORATORY		1			1
Kroger 350 - The Little Clinic New Cut Road		1			1
Garden Isle Healthcare and Rehabilitation Center		1			1
Crestwood Nursing Center		1			1
ISLANDS ASSISTED LIVING FACILITY,THE			1	100%	1
BROOKSVILLE REGIONAL HOSPITAL			1	100%	1
CORPORATION OF AMERICA		1			1
Troy Center for Rehabilitation & Nursing		1			1
CVS PA4077POCT BELLE VERNON		1			1
GATEWAY LABORATORIES		1			1
CARDIAC AND VASCULAR CONSULTANTS MD PA		1			1
HUNTSVILLE HOSPITAL			1	100%	1
Harbert Hills Academy Nursing Home		1			1
MERCYONE DES MOINES MEDICAL CENTER			1	100%	1
ARBOR DIAGNOSTICS, INC		1			1
ALLIED PEDIATRICS & FAMILY MEDICINE			1	100%	1
WEILL CORNELL MEDICAL ASSOCIATES - EAST SIDE		1			1
NEMOURS CHILDREN'S PRIMARY CARE, ST CLOUD			1	100%	1
MINUTECLINIC # 21110			1	100%	1
NEW YORK PRESBYTERIAN HOSPITAL			1	100%	1
CLINICAL TRIALS OF TAMPA LLC		1			1
TRIPLE O MEDICAL SERVICES INC			1	100%	1
BARRINGTON TERRACE NAPLES			1	100%	1
CVS NH1004POCT SALEM			1	100%	1
HAWKEYE CARE CENTER DUBUQUE		1			1
ST LUKES SURGICAL AT THE VILLAGES INC			1	100%	1
ORLANDO HEALTH PHYSICIAN GROUP INC			1	100%	1
HIBISCUS COURT			1	100%	1
ORMOND MEDICAL ARTS FAMILY PRACTICE PL			1	100%	1
CIMA MEDICAL CENTER			1	100%	1
INTEGRATED GENETICS SEQUENOM		1			1
FINLAY MEDICAL RESEARCH CORP			1	100%	1

# COVID-19: testing by laboratory

Data through Feb 13, 2021 verified as of Feb 14, 2021 at 09:25 AM

Data in this report are provisional and subject to change.

The numbers in the table below represent the number of Florida and non-Florida residents for whom test results were received by the Department of Health. A person can be tested by more than one laboratory and can have both positive and negative results. **Therefore, the sum of the numbers in each column will be larger than the total number of people tested.**

Reporting lab	Inconclusive	Negative	Positive	Percent positive	Total
MIAMI VASCULAR SURGERY			1	100%	1
INLET CONCIERGE MEDICINE			1	100%	1
ADVANCE CARDIOVASCULAR IMAGING, INC			1	100%	1
DAUGHTERS OF SARAH NURSING CENTER		1			1
MINUTECLINIC DIAGNOSTIC OF VIRGINIA, LLC #1416		1			1
SUSAN F. WILLIAMS M.D., P.A.			1	100%	1
MOBILE INFIRMARY MEDICAL CENTER			1	100%	1
Kroger - KR070600172		1			1
KNOX COMMUNITY HOSPITAL			1	100%	1
HERNANDO COUNTY HEALTH DEPT			1	100%	1
EXCEL URGENT CARE OF NJ			1	100%	1
MINUTECLINIC DIAGNOSTIC OF OHIO #5060		1			1
PARRISH MEDICAL GROUP			1	100%	1
GIFFORD MEMORIAL HOSPITAL		1			1
EVENTIDE LUTHERAN HOME		1			1
Northern Nevada State Veterans Home		1			1
Dulles Health and Rehab Center		1			1
CARINGPLUS HOMECARE LLC			1	100%	1
CVS IL8750POCT CHICAGO		1			1
BOLLES SCHOOL, THE			1	100%	1
WVU MEDICINE AT SUNCREST TOWNE CENTRE			1	100%	1
SUMMIT COUNTY PUBLIC HEALTH DEPARTMENT			1	100%	1
TLC MEDICAL			1	100%	1
DIAGNOSTIC GROUP INTEGRATED HEALTHCARE			1	100%	1
CENTRAL FLORIDA ADULT MEDICINE		1			1
REEVES COUNTY HOSPITAL DISTRICT			1	100%	1
UNIVERSITY OF BALTIMORE WASHINGTON MEDICAL CENTER			1	100%	1
CAMBRIDGE HEALTH ALLIANCE			1	100%	1
CVS NC2771POCT CLAYTON			1	100%	1
Terrace Glen Village		1			1
CYPRESS VILLAGE REHAB CENTER		1			1
Manor Care Health Services- Wilmington			1	100%	1
SACRED HEART HOSPITAL NURSING			1	100%	1
QLABS			1	100%	1
Advanced Rehabilitation of Vernon		1			1
WAKULLA URGENT CARE & DIAGNOSTIC			1	100%	1
IM&P WELLNES CENTER			1	100%	1
SPHERE DX			1	100%	1
HILTON HEAD HOSPITAL/INPATIENT			1	100%	1
MANOR CARE OF DELRAY BEACH FL LLC		1			1
KIOSK MEDICINE OF KENTUCKY LLC		1			1
ST. JOHN HOSPITAL & MEDICAL CENTER			1	100%	1
VALUE DRUGS BRONXVILLE INC		1			1
Courtenay Springs Village			1	100%	1
ST.ELIZABETH HEALTH CENTER	1				1
CURA LABORATORY SERVICES			1	100%	1
LRGHEALTHCARE		1			1

# COVID-19: testing by laboratory

Data through Feb 13, 2021 verified as of Feb 14, 2021 at 09:25 AM

Data in this report are provisional and subject to change.

The numbers in the table below represent the number of Florida and non-Florida residents for whom test results were received by the Department of Health. A person can be tested by more than one laboratory and can have both positive and negative results. **Therefore, the sum of the numbers in each column will be larger than the total number of people tested.**

Reporting lab	Inconclusive	Negative	Positive	Percent positive	Total
HEALTH CARE SERVICES LC			1	100%	1
Moab Regional Hospital			1	100%	1
SKYRIDGE CLINICAL ASSOCIATES		1			1
FLORIDA MEDICAL CLINIC PA GI			1	100%	1
ODYSSEY HEALTH CARE OF MARION COUNTY LLC		1			1
Kroger 968 - The Little Clinic Colerain Township		1			1
MINUTECLINIC LLC (2335)		1			1
PALM COAST DIALYSIS		1			1
CVS SC5479POCT INDIAN LAND		1			1
KENDALL PEDIATRICS PARTNERS LLC			1	100%	1
CENTRAL FL INTERNAL MEDICINE ASSOCIATES LLC		1			1
VAULT MEDICAL SERVICES			1	100%	1
Monument Health Custer Care Center		1			1
STATE OF CALIFORNIA DOH SERVICES			1	100%	1
SOUTHERN HILLS MEDICAL CENTER			1	100%	1
CARENOW LAKE WORTH			1	100%	1
HAMILTON CI MAIN UNIT ANNEX/ WORK CAMP			1	100%	1
UUHC - REDSTONE HEALTH CENTER LABORATORY			1	100%	1
THOMAS HOSPITAL			1	100%	1
UNIVERSITY OF NORTH CAROLINA HOSPITALS			1	100%	1
BAPTIST HOSPITAL EAST			1	100%	1
Smg/North Jersey Hematology & Oncology		1			1
ESOTERIC LAB			1	100%	1
RIVERSIDE REGIONAL MED CENTER			1	100%	1
SHANNON MEDICAL CENTER			1	100%	1
CHI ST. LUKE'S HEALTH BCM MEDICAL CENTER			1	100%	1
West Bay of Tampa Center			1	100%	1
MERCY HOME		1			1
Remarkable Healthcare Dallas			1	100%	1
FLORIDA KEYS PED AND ADOLES CTR			1	100%	1
BROADWAY HEALTH FLORIDA MEDICAL CLINIC URGENT CARE			1	100%	1
BOULDER COMMUNITY HOSPITAL			1	100%	1
HALIFAX HEALTH PRIMARY CARE ORMOND			1	100%	1
CLARKSVILLE HEALTH SYSTEM			1	100%	1
FHPG SURGICAL ASSOCIATES OF EAST PASCO			1	100%	1
KAISER PERMANENTE REGIONAL REFERENCE LABORATORY		1			1
BAYCARE OUTREACH LAB AT NEW TAMPA			1	100%	1
ADVENTHEALTH MEDICAL GROUP SENIOR HEALTH AT			1	100%	1
The Pines at Poughkeepsie Center for Nursing and Rehabilitation		1			1
VALLEY HOSPITAL MEDICAL CENTER		1			1
CARESOUTH HHA HOLDINGS OF THE TREASURE COAST LLC			1	100%	1
TITUSVILLE CENTER FOR SURGICAL EXCELLENCE LLC		1			1
CVS PA1296POCT DREXEL HILL		1			1
PINEBROOK CARE AND REHABILITATION CENTER			1	100%	1
CTMD MEDICAL CENTER, PA			1	100%	1
SOUTHWESTERN STATE HOSPITAL LABORATORY			1	100%	1
MED BAR LLC		1			1



# COVID-19: testing by laboratory

Data through Feb 13, 2021 verified as of Feb 14, 2021 at 09:25 AM

Data in this report are provisional and subject to change.

The numbers in the table below represent the number of Florida and non-Florida residents for whom test results were received by the Department of Health. A person can be tested by more than one laboratory and can have both positive and negative results. **Therefore, the sum of the numbers in each column will be larger than the total number of people tested.**

Reporting lab	Inconclusive	Negative	Positive	Percent positive	Total
WASHINGTONVILLE PHARMACY INC		1			1
BIOMERIEUX			1	100%	1
Shelbyville Manor		1			1
AURORA MEDICAL CENTER-KENOSHA			1	100%	1
AVERA ST. MARY'S HOSPITAL			1	100%	1
HYDE PARK MEDICAL CENTER		1			1
			1	100%	1
POMPANO BEACH ARTIFICIAL KIDNEY CENTER			1	100%	1
NONA MEDICAL ARTS		1			1
CVS AZ7841POCT TUCSON		1			1
Kroger 57 - The Little Clinic Jay C Charlestown		1			1
UNITYPOINT HEALTH TRINITY			1	100%	1
NORTHWEST TEXAS HEALTHCARE SYSTEM,INC			1	100%	1
Vi at Aventura		1			1
Kroger 825 - The Little Clinic Dorothy Lane		1			1
MEDERI CARETENDERS			1	100%	1
NORTH COUNTY MEDICAL LAB			1	100%	1
BROOKS REHAB			1	100%	1
GATEWAY HEALTHCARE, PC			1	100%	1
WillowBrooke Court at Westminster Village		1			1
KROGER 915 - THE LITTLE CLINIC ANDERSON			1	100%	1
NORTH BROWARD MEDICAL CENTER			1	100%	1
FLORIDA KEYS CONCIERGE MEDICINE, LLC		1			1
UMASS MEMORIAL/MARLBORO HOSPITAL			1	100%	1
CVS AZ9210POCT SCOTTSDALE		1			1
ALL CHILDRENS PEDIATRIC CLINIC			1	100%	1
EXPRESS PHARMACY INC		1			1
COLUMBIA CREST CARE & RAHAB		1			1
ANMED HEALTH MEDICAL CENTER			1	100%	1
Ramsey Village		1			1
DIXIE REGIONAL MEDICAL CENTER			1	100%	1
BROOKDALE PALM BEACH GARDENS			1	100%	1
MIDWAY SPECIALTY CARE CENTER INC		1			1
PRIORITY CARE LLC			1	100%	1
Victory Health and Rehabilitation			1	100%	1
FLORIDA HOSPITAL TRANSPLANT CENTER		1			1
Kroger 368 - The Little Clinic Frankfort West		1			1
CVS OH4359POCT HUDSON		1			1
IRA FIALKO DO			1	100%	1
CHC SOUTHWEST FLORIDA LAB-LIVE			1	100%	1
ALLIANCE MD DIRECT PRIMARY CARE			1	100%	1
FAST PACE URGENT CARE			1	100%	1
LIBERTY HEALTH CENTER			1	100%	1
CLEVELAND CLINIC AKRON GENERAL			1	100%	1
LAKEVIEW REGIONAL HOSPITAL			1	100%	1
WEST BOCA MEDICAL CENTER			1	100%	1
Waters of Covington		1			1

# COVID-19: testing by laboratory

Data through Feb 13, 2021 verified as of Feb 14, 2021 at 09:25 AM

Data in this report are provisional and subject to change.

The numbers in the table below represent the number of Florida and non-Florida residents for whom test results were received by the Department of Health. A person can be tested by more than one laboratory and can have both positive and negative results. **Therefore, the sum of the numbers in each column will be larger than the total number of people tested.**

Reporting lab	Inconclusive	Negative	Positive	Percent positive	Total
SUNCOAST FAMILY MEDICAL ASSOCIATES			1	100%	1
MEDICAL SPECIALISTS OF THE PALM BEACHES INC			1	100%	1
ACUPATH LABORATORIES INC			1	100%	1
STAMFORD HOSPITAL			1	100%	1
CVS CT288POCT BRISTOL		1			1
FAIRVIEW HOSPITAL			1	100%	1
CVS OH3980POCT KENT		1			1
CORPUS CHRISTI MEDICAL CENTER			1	100%	1
MARYLAND DEPARTMENT OF HEALTH AND MENTAL HYGIENE			1	100%	1
Kroger 699 - The Little Clinic Smyrna		1			1
SIMPLY HEALTHCARE AND WELLNESS CLINIC, PC			1	100%	1
MINUTECLINIC DIAG OF IND, LLC #6250		1			1
INDIANA STATE DEPARTMENT OF HEALTH CLINIC MICROBIOLOGY		1			1
C A R E S		1			1
ENCOMPASS HEALTH REHABILITATION HOSPITAL OF MIAMI			1	100%	1
DEACONESS URGENT CARE CENTER			1	100%	1
LABTOX LABORATORIES			1	100%	1
MARTIN LUTHER KING RENAL INSTITUTE			1	100%	1
BAPTIST HEALTH EXPRESS CARE			1	100%	1
ASCENSION ST VINCENT'S - WESTSIDE			1	100%	1
MIL LAKE HEALTHCARE CENTER INC PEDIATRICS			1	100%	1
SOUTHERN WINDS			1	100%	1
Kroger 49 - The Little Clinic Wichita - 21st St.			1	100%	1
NORTH PALM BEACH DIALYSIS CENTER			1	100%	1
LABTEST LLC LABTEST DIAGNOSTICS			1	100%	1
REELFOOT FAMILY WALK-IN CLINIC		1			1
MEMORIAL HOSPITAL MIRAMAR WAIVED TESTING			1	100%	1
Peninsula Nursing and Rehabilitation Center		1			1
EAST SIDE CLINICAL LABORATORY			1	100%	1
CENTRAL FLORIDA HOSPITALIST			1	100%	1
UT MD ANDERSON CANCER CENTER-TUMOR MARKER LAB			1	100%	1
NORTHERN KENTUCKY HEALTH DEPARTMENT			1	100%	1
MEMORIAL HERMANN MEDICAL GROUP-ATASCOCITA PEDS			1	100%	1
HAYS CLINICAL LAB			1	100%	1
PALMETTO LANDING			1	100%	1
ADVANCED INDIVIDUALIZED MEDICINE OF NAPLES			1	100%	1
WINTER GARDEN CHILDREN'S HEALTH CENTERS			1	100%	1
FIRST PHYSICIANS GROUP - LORRAINE CORNERS		1			1
MEDSTAR HEALTH URGENT CARE			1	100%	1
CENTRAL FLORIDA INTERNAL OCCUPATIONAL AND		1			1
GENESEE COUNTY HEALTH DEPARTMENT		1			1
CVS CA9803POCT RIVERSIDE		1			1
LAKE PEDIATRICS			1	100%	1
MEDCOR INC			1	100%	1
CHILDRENS SPECIALIST PEDIATRIC PULMMOLOGY &			1	100%	1
ARTESIAN HOME		1			1
Senatobia Healthcare & Rehab		1			1

# COVID-19: testing by laboratory

Data through Feb 13, 2021 verified as of Feb 14, 2021 at 09:25 AM

Data in this report are provisional and subject to change.

The numbers in the table below represent the number of Florida and non-Florida residents for whom test results were received by the Department of Health. A person can be tested by more than one laboratory and can have both positive and negative results. **Therefore, the sum of the numbers in each column will be larger than the total number of people tested.**

Reporting lab	Inconclusive	Negative	Positive	Percent positive	Total
EUGENE T FINAN, MD			1	100%	1
COMMONWEALTH OF VIRGINIA DIVISION OF CONSOLIDATED LABORATORY SERVICES			1	100%	1
CVS PA2687POCT EXTON		1			1
CROSS CREEK HEALTH CARE		1			1
Villages of St.Peters		1			1
PEDIATRIC PARTNERS OF ZEPHYRHILLS PA			1	100%	1
NORTH WEST FLORIDA DIAGNOSTIC ENOCRINOLOGY CLINIC			1	100%	1
PIONEER CLINICAL RESEARCH LLC			1	100%	1
MY URGENT CARE CLINIC			1	100%	1
RIVIERA BEACH HEALTH CENTER LAB			1	100%	1
ACCOMPLISHED HOME CARE		1			1
EMERALD COAST PEDIATRICS & ADOL			1	100%	1
Bethany Manor		1			1
CARE CONNECTIONS AT HOME LLC			1	100%	1
PACE UNIVERSITY HEALTH CARE		1			1
HOLY CITY MED URGENT CARE			1	100%	1
VIVIAN SIMMONS FAMILY PRACTICE			1	100%	1
CVS IL8753POCT CHICAGO		1			1
RIVERSIDE COUNTY PUBLIC HEALTH LABORATORY			1	100%	1
LABONE		1			1
CVS MO5727POCT PLATTE CITY		1			1
HEARTLAND REGIONAL MEDICAL CENTER		1			1
1ST CHOICE URGENT CARE CENTER LLC			1	100%	1
HOME AIDE SVC OF EASTERN NY INC D/B/A		1			1
BMC/NASSAU			1	100%	1
A G RHODES HOME AT WESLEY WOODS		1			1
CUSTOM SCRIPTS PHARMACY		1			1
CVS NM7242POCT ALBUQUERQUE		1			1
SANTA CLARA VALLEY MEDICAL CENTER			1	100%	1
MEDEXPRESS-DOVER		1			1
STEWART FLORIDA ALF, INC			1	100%	1
AESTHETIC PHYSICIANS PC			1	100%	1
LANGLEY DIALYSIS			1	100%	1
RIVERSIDE MEDICAL CENTER		1			1
MEDICAL LIFE-INC GUIDEWELL EMERGENCY MEDICINE			1	100%	1
FLAGLER PROFESSIONAL HEALTH CARE SERVICES INC		1			1
NHC Chattanooga			1	100%	1
107TH PLACE GROUP HOME		1			1
RAPID CITY REGIONAL HOSPITAL -579 ATTN. LABORATORY		1			1
MEDEXPRESS URGENT CARE - ST CLAIR, CLOVER DR.		1			1
DOCTORS HEARING			1	100%	1
EVENING PEDIATRICS INC			1	100%	1
USC VERDUGO HILLS HOSPITAL			1	100%	1
MDS PHARMA SERVICES		1			1
ALLIED PHYSICIANS GROUP		1			1
CVS TN7144POCT BARTLETT		1			1
Walgreens #9278		1			1

# COVID-19: testing by laboratory

Data through Feb 13, 2021 verified as of Feb 14, 2021 at 09:25 AM

Data in this report are provisional and subject to change.

The numbers in the table below represent the number of Florida and non-Florida residents for whom test results were received by the Department of Health. A person can be tested by more than one laboratory and can have both positive and negative results. **Therefore, the sum of the numbers in each column will be larger than the total number of people tested.**

Reporting lab	Inconclusive	Negative	Positive	Percent positive	Total
FAMILY MEDICAL CENTERS			1	100%	1
CSI LABORATORIES FLORIDA			1	100%	1
Country View of Sunbury			1	100%	1
LAKE REGIONAL HEALTH			1	100%	1
UT HEALTH RGV CLINICAL LABORATORY			1	100%	1
PENNY PEDIATRICS		1			1
PM PEDIATRICS PC			1	100%	1
INDIGO PALMS			1	100%	1
THE CLINIC ON SIXTH			1	100%	1
MEDEXPRESS URGENT CARE CHICOPEE			1	100%	1
PRIMACARE MEDICAL LAKEWOOD			1	100%	1
SELF REGIONAL HEALTHCARE			1	100%	1
UF HEALTH THE VILLAGES			1	100%	1
NORTH CAROLINA STATE LABORATORY OF PUBLIC HEALTH, SPECTRUM LAB NETWORK			1	100%	1
SUNCOAST COMMUNITY HEALTH CENTERS INC		1			1
DW MCMILLAN MEMORIAL HOSPITAL LABORATORY			1	100%	1
AFTER HOURS CLINIC			1	100%	1
MOSOLF PEDIATRICS PA			1	100%	1
LAB PLUS, LLC AT ASCENSION SAINT THOMA		1			1
The Carrington		1			1
CVS AZ5892POCT LAVEEN		1			1
FRASER MEMORIAL HOSPITAL			1	100%	1
NORTH OKALOOSA CLINIC CORP		1			1
RAPID MEDLAB (004MO)		1			1
WW Chem Auto SS			1	100%	1
CELEBRATION FAMILY PHYSICIANS LLC			1	100%	1
HEALTH PLUS SUNRISE MEDICAL OFFICE			1	100%	1
LABORATORIO MEDICO CENTRAL CONDOMINO MD			1	100%	1
BAPTIST HEALTH SURGERY CENTER			1	100%	1
IZ MEDICAL		1			1
UNIVERSITY URGENT CARE			1	100%	1
CARENOW URGENT CARE – SPRING			1	100%	1
MIAMI CEREBRAL PALSY RESIDENTIAL			1	100%	1
MINNESOTA DEPARTMENT OF HEALTH LABORATORY			1	100%	1
LOPEZ		1			1
ABSOLUTE CAREGIVERS HOME HEALTH AGENCY INC			1	100%	1
UF HEALTH - WILDLIGHT			1	100%	1
LOURDES URGENT CARE			1	100%	1
Birmingham Nursing & Rehab Center		1			1
INDIAN RIVER CLINICAL LABORATORY, INC.		1			1
LAKE VISTA DIALYSIS			1	100%	1
NORTHSIDE FAMILY MEDICINE AND URGENT CARE (CUMMING)		1			1
CONCIERGE INTERNAL MEDICINE ASSOCIATES			1	100%	1
BALLAD HEALTH MEDICAL ASSOCIATES URGENT CARE			1	100%	1
SPARTA HEALTH & REHAB		1			1
ABBOTT LABORATORIES - OCCUPATIONAL HEALTH SERVICES			1	100%	1
PHYSICIAN ASSOCIATES, LLC			1	100%	1

# COVID-19: testing by laboratory

Data through Feb 13, 2021 verified as of Feb 14, 2021 at 09:25 AM

Data in this report are provisional and subject to change.

The numbers in the table below represent the number of Florida and non-Florida residents for whom test results were received by the Department of Health. A person can be tested by more than one laboratory and can have both positive and negative results. **Therefore, the sum of the numbers in each column will be larger than the total number of people tested.**

Reporting lab	Inconclusive	Negative	Positive	Percent positive	Total
CVS TX8322POCT AUSTIN		1			1
Vista Park			1	100%	1
MEDAC AT PORTERS NECK			1	100%	1
Excel Care Center			1	100%	1
MINUTECLINIC DIAGNOSTICS OF OKLAHOMA		1			1
VERITAS GENETICS, INC.			1	100%	1
PRINCIPLE DIAGNOSTICS LLC			1	100%	1
PINEVILLE PHARMACY			1	100%	1
BICKERTON, DAWN		1			1
GOSHEN MEDICAL CENTER			1	100%	1
KNAPP MEDICAL GROUP			1	100%	1
Douglas County Health Center		1			1
Jacaranda Manor			1	100%	1
CVS AZ10529POCT SCOTTSDALE		1			1
PHYSICIANS URGENT CARE			1	100%	1
Belvoir Woods Health Care Center at The Fairfax		1			1
POINTE MEDICAL SERVICES INC			1	100%	1
EXAC CARE CROSSVILLE		1			1
FAMILY MEDICINE AT CELEBRATION		1			1
MINUTECLINIC DIAGNOSTIC OF NEW MEXICO LLC #7552		1			1
GUTHRIE CORNING HOSPITAL LABORATORY		1			1
DEPARTMENT OF HEALTH SERVICES			1	100%	1
ELKTON TRANSITIONAL CARE CENTER		1			1
GATEWAY FAMILY HEALTH CLINIC			1	100%	1
SACRED HEART MEDICAL CENTER			1	100%	1
CVS TX4397POCT CYPRESS		1			1
SOUTHERN FAMILY HEALTH			1	100%	1
COVE AT THE MARBELLA,THE			1	100%	1
WALGREENS #10308		1			1
Parkview Care Center			1	100%	1
METRO HEALTH HOSPITAL LABORATORY		1			1
Kroger 894 - The Little Clinic NEC		1			1
BAPTIST EMERGENCY HOSPITAL - KELLY			1	100%	1
CVS AZ5026POCT MESA		1			1
CVS SC7567POCT BOILING SPRINGS			1	100%	1
INNOVATIVE CARE II LLC			1	100%	1
BRIDGEWATER PARK ASSISTED LIVING LLC			1	100%	1
LOUNDY		1			1
ADVENTHEALTH MEDICAL GROUP OBSTETRICS			1	100%	1
PM PEDIATRICS OF BAYSIDE, PLLC - RIVE		1			1
NEW HORIZON PRIMARY CARE LLC			1	100%	1
WESTCOAST FAMILY PRACTICE		1			1
2504-HOMEWOOD		1			1
Salem Hills Rehabilitation and Nursing Center		1			1
TMH PHYSICIAN PARTNERS QUINCY			1	100%	1
Life Care Center of Auburn		1			1
HAPPY KIDZ PEDIATRICS PL			1	100%	1



# COVID-19: testing by laboratory

Data through Feb 13, 2021 verified as of Feb 14, 2021 at 09:25 AM

Data in this report are provisional and subject to change.

The numbers in the table below represent the number of Florida and non-Florida residents for whom test results were received by the Department of Health. A person can be tested by more than one laboratory and can have both positive and negative results. **Therefore, the sum of the numbers in each column will be larger than the total number of people tested.**

Reporting lab	Inconclusive	Negative	Positive	Percent positive	Total
ADVENTHEALTH DURAND			1	100%	1
MEDEX CLINIC LLC			1	100%	1
WEST FLORIDA MEDICAL ASSOCIATES PA			1	100%	1
MANHATTAN COLLEGE HEALTH SERVICES		1			1
MERCY GENERAL HOSPITAL			1	100%	1
SILVERMAN			1	100%	1
CRYSTAL RIVER FIRE DEPARTMENT			1	100%	1
ENT AND ALLERGY ASSOCIATES OF FLORIDA, LLC			1	100%	1
OPTUM PRIMARY CARE			1	100%	1
PINNACLE DIALYSIS		1			1
SOUTHWEST ORLANDO FAMILY MEDICINE, PL			1	100%	1
TCPA CLINICAL LABORATORIES			1	100%	1
SOUTHEASTERN HEALTH FACILITES, INC		1			1
NORTHWEST FLORIDA SPECIALTY PHYSICIANS LLC		1			1
Dugan Memorial Home		1			1
Eagle Health and Rehabilitation		1			1
ALLEGHENY GENERAL HOSPITAL			1	100%	1
LOUIS STOKES CLEVELAND VA MEDICAL CENTER			1	100%	1
Kroger 126 - The Little Clinic Cottonwood		1			1
UNIVERSITY OF MIAMI PRIMARY CARE SITE UMHC 3039			1	100%	1
VA COMMUNITY BASED CLINIC - LAKE CITY			1	100%	1
CSL PLASMA LAB			1	100%	1
MCH PHYSICIANS GROUP			1	100%	1
PRIMARY CARE & PEDIATRICS - SHEPHERSTOWN		1			1
Valley Center (WV)			1	100%	1
PRIMARY AND URGENT CARE			1	100%	1
CVS TX7827POCT ROUND ROCK		1			1
HEALTHCARE FOR THE HOMELESS			1	100%	1
Oakland Nursing and Rehabilitation Center		1			1
CLEMENT MANOR HEALTH CENTER		1			1
INFECTION CONTROL DEPT			1	100%	1
VIP FAMILY PRACTICE			1	100%	1
UHS BINGHAMTON GENERAL			1	100%	1
NEWTON MEMORIAL HOSPITAL		1			1
LIFESPAN HEALTH - SELMER		1			1
Sanford Health & Rehabilitation			1	100%	1
CVS MA2125POCT NATICK		1			1
WALGREENS #01398			1	100%	1
GRAND VIEW HOSPITAL			1	100%	1
ST GERARD'S COMMUNITY OF CARE		1			1
Kroger 395 - The Little Clinic Blanchester		1			1
CVS TX10016POCT PRINCETON		1			1
GUIDEWELL EMERGENCY MEDICINE DOCTORS LLC #33			1	100%	1
IVY CREEK HEALTHCARE & WELLNESS CENTRE			1	100%	1
PULMONARY MEDICINE		1			1
MARTIN ARMY COMMUNITY HOSPITAL			1	100%	1
Kroger 717 - The Little Clinic Dolphin Drive			1	100%	1

# COVID-19: testing by laboratory

Data through Feb 13, 2021 verified as of Feb 14, 2021 at 09:25 AM

Data in this report are provisional and subject to change.

The numbers in the table below represent the number of Florida and non-Florida residents for whom test results were received by the Department of Health. A person can be tested by more than one laboratory and can have both positive and negative results. **Therefore, the sum of the numbers in each column will be larger than the total number of people tested.**

Reporting lab	Inconclusive	Negative	Positive	Percent positive	Total
PANCARE HEALTH - CARR ELEM & MIDDLE SCHOOL			1	100%	1
LANCASHIRE HALL NURSING AND REHABILITATION CENTER		1			1
BAYSTATE REFERENCE LABORATORY			1	100%	1
PATHLAB SERVICES			1	100%	1
ACCESS HEALTH CARE PHYSICIANS, LLC		1			1
RICHICHI FAMILY HEALTH			1	100%	1
EMERGENCY CARE SERVICES LAB AT JFK MEDICAL CENTER			1	100%	1
NORTH SHORE HEMATOLOGY-ONCOLOGY ASSOCI		1			1
LAB PLUS, LLC			1	100%	1
SHARON REGIONAL MEDICAL CENTER			1	100%	1
THE CHILDREN'S HOSPITAL OF PHILADELPHIA		1			1
ROAN MOUNTAIN MEDICAL CENTER			1	100%	1
ADVENT HEALTH - OWASA			1	100%	1
ST JOHNS EPISCOPAL HOSPITAL SOUTH SHORE		1			1
HELIX BIOMEDICS LLC			1	100%	1
CARESPOT - OCOEE			1	100%	1
Tremont Health & Rehabilitation Center		1			1
MEDPOST - NORTH DALLAS			1	100%	1
ANSWERS RESOURCE FACILITY		1			1
MEDCARE-GARNERS FERRY			1	100%	1
BAPTIST HOSPITAL LABORATORY			1	100%	1
MEDEXPRESS URGENT CARE - BENTON		1			1
WEST DADE PEDIATRICS			1	100%	1
CLINICAL PATHOLOGY LABORATORIES SOUTHEAST INC			1	100%	1
MERITER LABORATORIES			1	100%	1
TREASURE COAST COMMUNITY HEALTH INC			1	100%	1
DEVLIN MANOR NURSING AND REHABILITATION		1			1
AUTUMN CARE OF STATESVILLE, LLC		1			1
Manor Care Health Care Services - Williamsport North		1			1
Kroger 753 - The Little Clinic Goss Avenue		1			1
UHEALTH CARDIOLOGY			1	100%	1
Trucare Living Centers - Columbus		1			1
TUNIS STREET GROUP HOME		1			1
SEASONS HOSPICE AND PALLIATIVE CARE OF			1	100%	1
USA Healthcare LTC, LLC - Folsom Center for Rehabilitation & Healthca		1			1
MALUHIA		1			1
ELEMENTS PHARMACY			1	100%	1
SPRINGBROOK HOSPITAL			1	100%	1
PROVIDENCE ST. PATRICK HOSPITAL			1	100%	1
Eddy Memorial Geriatric Center		1			1
FORT LOUDOUN PRIMARY CARE		1			1
CARTERSVILLE MEDICAL CENTER			1	100%	1
FLORIDA DIGESTIVE AND LIVER SPECIALISTS			1	100%	1
KIDS CARE PEDIATRICS PA			1	100%	1
NEW YORK CITY DEPARTMENT OF HEALTH			1	100%	1
ATMORE COMMUNITY HOSPITAL			1	100%	1
MEDIPLUS CLINIC, INC			1	100%	1

# COVID-19: testing by laboratory

Data through Feb 13, 2021 verified as of Feb 14, 2021 at 09:25 AM

Data in this report are provisional and subject to change.

The numbers in the table below represent the number of Florida and non-Florida residents for whom test results were received by the Department of Health. A person can be tested by more than one laboratory and can have both positive and negative results. **Therefore, the sum of the numbers in each column will be larger than the total number of people tested.**

Reporting lab	Inconclusive	Negative	Positive	Percent positive	Total
The Palms Nursing and Rehabilitation		1			1
CONSULATE HEALTH CARE OF VERO BEACH			1	100%	1
ATLANTIC DIAGNOSTICS			1	100%	1
PAUL C SCHWARTZ & MELVIN L WEIDMAN		1			1
SIGNATURE CARE COLLEGE STATION			1	100%	1
GREATER MIAMI DIALYSIS			1	100%	1
LADY OF THE SEA HOSPITAL LAB			1	100%	1
LAKELAND MEDICAL CENTER			1	100%	1
ALIMETRIX INC		1			1
Alden Lincoln Park			1	100%	1
RIDGEFIELD PEDIATRIC ASSOCIATES		1			1
BETHESDA HEALTH PHYSICIANS GROUP		1			1
PEDIATRIC URGENT CARE CENTR OF FORT WORTH-LA GRAN			1	100%	1
Kroger 531 - The Little Clinic Waterville		1			1
OHIOHEALTH URGENT CARE			1	100%	1
DAYTONA BEACH HEALTH AND REHAB CENTER		1			1
UPMC NORTHWEST HOSPITAL			1	100%	1
INNOVATIVE GENOMICS, LLC			1	100%	1
MINUTECLINIC, LLC #4507		1			1
QUICKCARE HEALTH, INC			1	100%	1
Brookdale Southside			1	100%	1
BROOKDALE FORT MYERS LAKES PARK			1	100%	1
URGENT CARE OF FORT LAUDERDALE INC			1	100%	1
HEALTH AND WELLNESS URGENT CARE LLC			1	100%	1
DIGNITY HEALING LLC			1	100%	1
Village Crest Center for Health & Rehabilitation		1			1
ELAN MANATEE			1	100%	1
SOMA MEDICAL CENTER PA #2 OAKLAND			1	100%	1
MOSAIC MEDICAL CENTER MARYVILLE			1	100%	1
Waddell Nursing & Rehab Center		1			1
SKIN WELLNESS PHYSICIANS LLC		1			1
GEORGETOWN URGENT CARE			1	100%	1
Kroger 523 - The Little Clinic Dickson			1	100%	1
MODERN URGENT CARE			1	100%	1
Longwood Community Living Center		1			1
DIVERSE MEDICAL CARE LLC			1	100%	1
CHILTON MEDICAL CENTER		1			1
NORTH FLORIDA CHILD DEVELOPMENT, INC			1	100%	1
CARE STATION MEDICAL GROUP		1			1
<b>Total</b>	<b>85,563</b>	<b>15,678,301</b>	<b>2,346,147</b>	<b>13%</b>	<b>18,110,011</b>