

COVID-19: summary of cases and monitoring

Data through Feb 15, 2021 verified as of Feb 16, 2021 at 09:25 AM

Data in this report are provisional and subject to change.

Cases: people with positive PCR or antigen test result

Total cases

Florida residents	1,803,893
Non-Florida residents	33,392

Type of testing

Florida residents	1,803,893
Positive by BPHL/CDC	66,157
Positive by commercial/hospital lab	1,737,736
PCR positive	1,474,383
Antigen positive	329,510
Non-Florida residents	33,392
Positive by BPHL/CDC	838
Positive by commercial/hospital lab	32,554
PCR positive	23,289
Antigen positive	10,103

Characteristics

Florida residents hospitalized	76,525
Florida resident deaths	29,154
Non-Florida resident deaths	505

Hospitalized counts include anyone who was hospitalized at some point during their illness. It does not reflect the number of people currently hospitalized.

More information on deaths identified through death certificate data is available on the National Center for Health Statistics website at www.cdc.gov/nchs/nvss/vsrr/COVID19/index.htm.

Cases: people with positive PCR or antigen test result

Risk factors for Florida residents

Traveled	14,448
Contact with a known case	687,249
Traveled and contact with a known case	19,719
Neither	1,082,477
No travel and no contact	207,953
Travel is unknown	638,049
Contact is unknown	395,436
Contact is pending	417,670

Travel can be unknown and contact can be unknown or pending for the same case, these numbers will sum to more than the "neither" total.

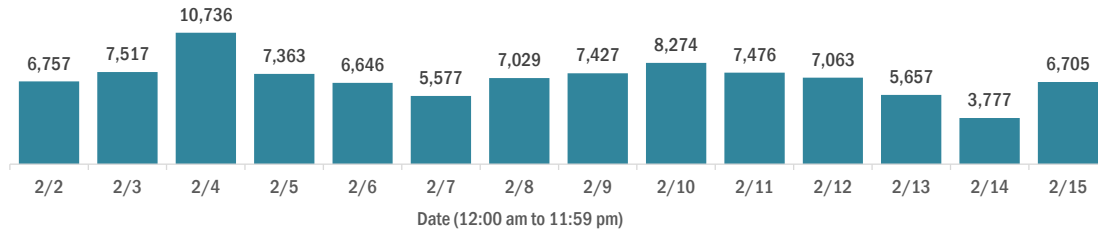
COVID-19: summary of laboratory testing

Data through Feb 15, 2021 verified as of Feb 16, 2021 at 09:25 AM

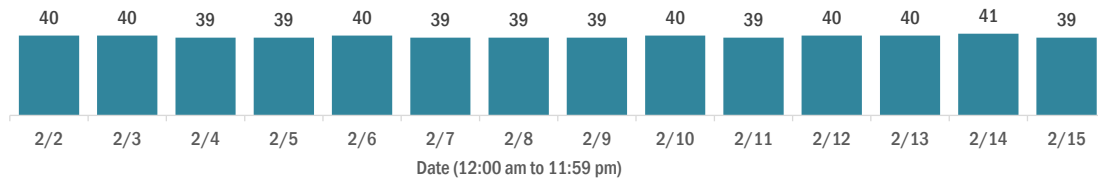
Data in this report are provisional and subject to change.

Cases in Florida residents per day for the past 2 weeks

Number of cases per day



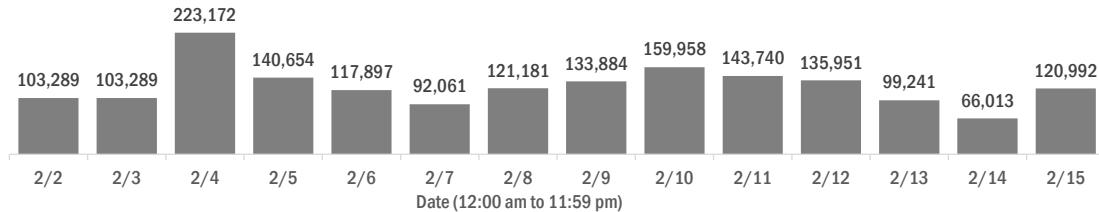
Median age of cases by day



Laboratory testing for Florida residents over the past 2 weeks

Number of Florida residents tested per day

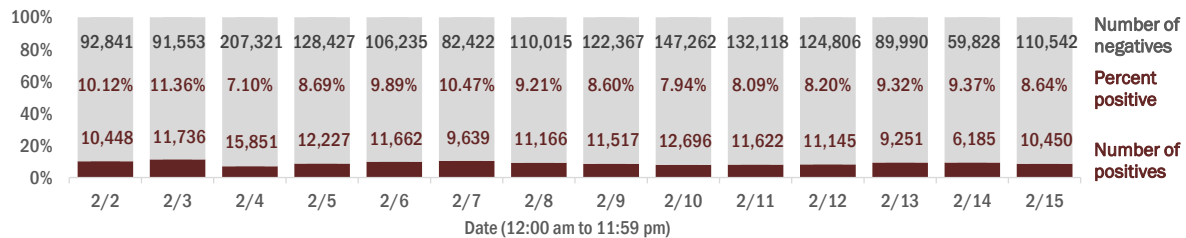
These counts include the number of people for whom the Department received PCR or antigen laboratory results by day. People tested on multiple days will be included for each day a new result was received. A person is only counted once for each day they are tested, regardless of whether multiple specimens are tested or multiple results are received.



Number and percent of Florida residents with positive test results

The percent of positive results ranged from 7.10% to 11.36% over the past 2 weeks and was 8.64% yesterday.

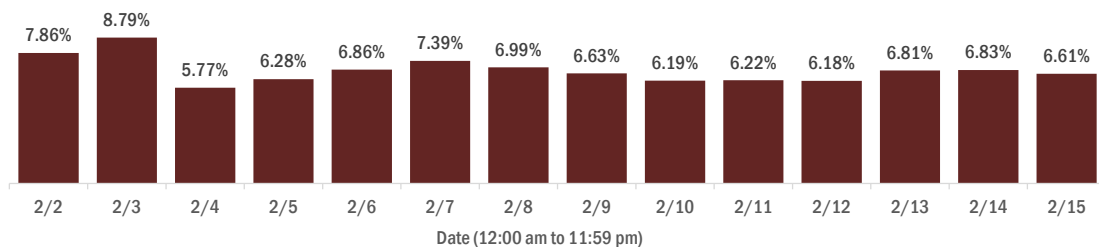
These counts include the number of people for whom the Department received PCR or antigen laboratory results by day. People tested on multiple days will be included for each day a new result was received. A person is only counted once for each day they are tested, regardless of whether multiple specimens are tested or multiple results are received. If a person has a positive specimen and a negative specimen in the same day, only the positive result is counted.



Percent positivity for new cases in Florida residents

The percent of positive results ranged from 5.77% to 8.79% over the past 2 weeks and was 6.61% yesterday.

This percent is the number of people who test PCR- or antigen-positive for the first time divided by all the people tested that day, excluding people who have previously tested positive.



COVID-19: characteristics of 1,803,893 Florida resident cases

Data through Feb 15, 2021 verified as of Feb 16, 2021 at 09:25 AM

Data in this report are provisional and subject to change.

Age group	Cases		Hospitalizations		Deaths	
0-4 years	35,189	2%	500	1%	0	0%
5-14 years	108,570	6%	472	1%	5	0%
15-24 years	277,391	15%	1,884	2%	39	0%
25-34 years	314,212	17%	3,738	5%	149	1%
35-44 years	279,194	15%	5,626	7%	437	1%
45-54 years	275,108	15%	8,706	11%	1,084	4%
55-64 years	237,814	13%	12,910	17%	3,094	11%
65-74 years	150,991	8%	15,979	21%	6,172	21%
75-84 years	84,134	5%	15,907	21%	8,896	31%
85+ years	40,040	2%	10,798	14%	9,278	32%
Unknown	1,250	0%	5	0%	0	0%
Total	1,803,893		76,525		29,154	

Gender	Cases	
Female	942,964	52%
Male	847,529	47%
Unknown	13,400	1%
Total	1,803,893	

Ethnicity	Cases		Hospitalizations		Deaths	
Hispanic	570,259	32%	19,508	25%	6,750	23%
Non-Hispanic	857,936	48%	53,171	69%	20,348	70%
Unknown	375,698	21%	3,846	5%	2,056	7%
Total	1,803,893		76,525		29,154	

Race and ethnicity	Cases		Hospitalizations		Deaths	
White	1,000,898	55%	49,710	65%	21,175	73%
Hispanic	379,927	21%	13,779	18%	5,295	18%
Non-Hispanic	544,740	30%	34,337	45%	14,860	51%
Unknown	76,231	4%	1,594	2%	1,020	3%
Black	237,783	13%	15,907	21%	4,647	16%
Hispanic	13,696	1%	661	1%	187	1%
Non-Hispanic	203,719	11%	14,903	19%	4,285	15%
Unknown	20,368	1%	343	0%	175	1%
Other race	266,500	15%	8,668	11%	2,392	8%
Hispanic	134,510	7%	4,591	6%	1,094	4%
Non-Hispanic	90,789	5%	3,677	5%	1,092	4%
Unknown	41,201	2%	400	1%	206	1%
Unknown race	298,712	17%	2,240	3%	940	3%
Hispanic	42,126	2%	477	1%	174	1%
Non-Hispanic	18,688	1%	254	0%	111	0%
Unknown	237,898	13%	1,509	2%	655	2%
Total	1,803,893		76,525		29,154	

Hospitalization counts include anyone who was hospitalized at some point during their illness. It does not reflect the number of people currently hospitalized. **Other race** includes any person with a race of American Indian/Alaskan native, Asian, native Hawaiian/Pacific Islander, or other.

COVID-19: deaths in Florida residents and staff of long-term care facilities

Data through Feb 15, 2021 verified as of Feb 16, 2021 at 09:25 AM

Data in this report are provisional and subject to change.

For current cases in residents or staff of long-term care facilities, please visit: <https://floridahealthcovid19.gov/>

County	Deaths		County	Deaths		County	Deaths	
Palm Beach	983	10%	Martin	151	1%	Gilchrist	17	0%
Dade	971	10%	Hernando	136	1%	Wakulla	15	0%
Pinellas	828	8%	Osceola	130	1%	Calhoun	14	0%
Broward	607	6%	Charlotte	124	1%	Gadsden	14	0%
Hillsborough	519	5%	Indian River	112	1%	Gulf	14	0%
Polk	399	4%	Clay	109	1%	Bradford	13	0%
Brevard	364	4%	Jackson	85	1%	Washington	13	0%
Sarasota	364	4%	Leon	85	1%	Baker	12	0%
Orange	358	4%	Bay	84	1%	Flagler	11	0%
Duval	354	3%	St. Johns	80	1%	Jefferson	10	0%
Lee	330	3%	Highlands	78	1%	Holmes	9	0%
Volusia	262	3%	Santa Rosa	74	1%	Lafayette	8	0%
Escambia	259	3%	Alachua	59	1%	Franklin	7	0%
Marion	238	2%	Suwannee	56	1%	Levy	7	0%
St. Lucie	227	2%	Columbia	47	0%	Desoto	6	0%
Pasco	213	2%	Sumter	44	0%	Monroe	4	0%
Seminole	213	2%	Putnam	33	0%	Dixie	3	0%
Lake	203	2%	Nassau	32	0%	Taylor	3	0%
Collier	178	2%	Walton	26	0%	Hardee	2	0%
Manatee	176	2%	Hendry	25	0%	Hamilton	1	0%
Citrus	165	2%	Okeechobee	23	0%	Liberty	1	0%
Okaloosa	154	2%	Madison	19	0%	Total	10,161	

Note: cases are summarized by the county of usual residence. Residents and staff may be cases associated with facilities that are not in their county of usual residence, resulting in cases being included below for counties that do not have facilities with known cases.

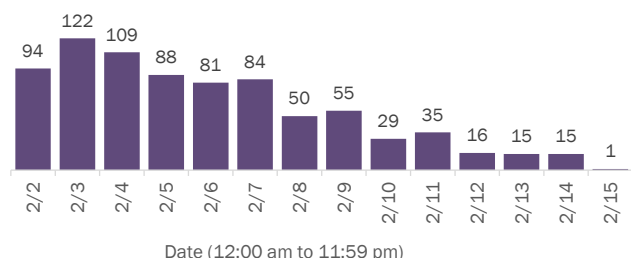
COVID-19: cases in Florida residents who have died

Data through Feb 15, 2021 verified as of Feb 16, 2021 at 09:25 AM

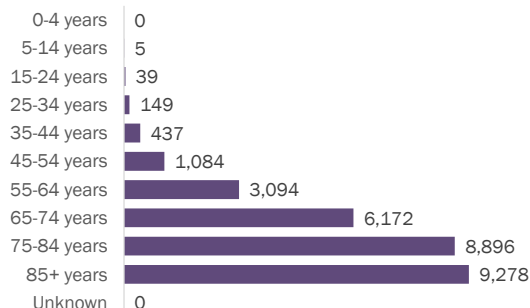
Data in this report are provisional and subject to change.

Demographics for all identified COVID-19 deaths: 29,154

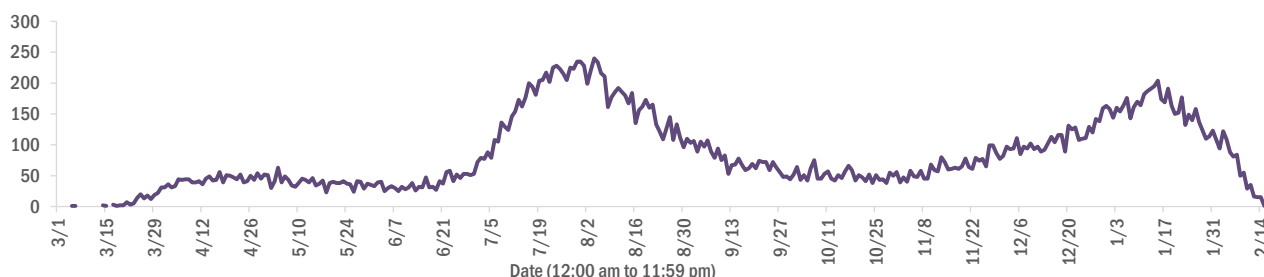
Deaths by date of death for the past 2 weeks



Deaths by age group



Deaths by date of death since March 2020



Age group	Deaths	Cases	Case fatality rate	Mortality rate per 100,000 population
0-4 years	0	35,189	0.0%	0.0
5-14 years	5	108,570	0.0%	0.2
15-24 years	39	277,391	0.0%	1.6
25-34 years	149	314,212	0.0%	5.3
35-44 years	437	279,194	0.2%	16.8
45-54 years	1,084	275,108	0.4%	38.9
55-64 years	3,094	237,814	1.3%	107.0
65-74 years	6,172	150,991	4.1%	254.3
75-84 years	8,896	84,134	10.6%	633.5
85+ years	9,278	40,040	23.2%	1606.5
Unknown	0	1,250	0.0%	
Total	29,154	1,803,893	1.6%	135.0

Race	Deaths	Cases	Case fatality rate	Mortality rate per 100,000 population
Other	2,392	266,500	0.9%	192.2
White	21,175	1,000,898	2.1%	126.8
Black	4,647	237,783	2.0%	127.1
Unknown	940	298,712	0.3%	
Total	29,154	1,803,893	1.6%	135.0

Gender	Deaths	Cases	Case fatality rate	Mortality rate per 100,000 population
Male	16,328	847,529	1.9%	154.6
Female	12,826	942,964	1.4%	116.2
Unknown	0	13,400	0.0%	
Total	29,154	1,803,893	1.6%	135.0

Ethnicity	Deaths	Cases	Case fatality rate	Mortality rate per 100,000 population
Non-Hispanic	20,348	857,936	2.4%	127.8
Hispanic	6,750	570,259	1.2%	118.9
Unknown	2,056	375,698	0.5%	
Total	29,154	1,803,893	1.6%	135.0

COVID-19: characteristics of 1,803,893 cases

Data through Feb 15, 2021 verified as of Feb 16, 2021 at 09:25 AM

Data in this report are provisional and subject to change.

Tables below include cases in Florida residents and non-Florida residents.

All 67 Florida counties have cases:

County	FL resident cases		Non-FL resident cases	Total cases	FL resident deaths	FL death rate
Dade	390,958	<div><div></div></div> 22%	4,870	395,828	5,207	1.3%
Broward	183,927	<div><div></div></div> 10%	2,136	186,063	2,275	1.2%
Palm Beach	113,231	<div><div></div></div> 6%	1,914	115,145	2,355	2.1%
Orange	108,690	<div><div></div></div> 6%	1,434	110,124	1,054	1.0%
Hillsborough	106,101	<div><div></div></div> 6%	895	106,996	1,418	1.3%
Duval	85,169	<div><div></div></div> 5%	1,393	86,562	1,047	1.2%
Pinellas	62,016	<div><div></div></div> 3%	1,552	63,568	1,384	2.2%
Lee	54,017	<div><div></div></div> 3%	1,813	55,830	861	1.6%
Polk	54,448	<div><div></div></div> 3%	381	54,829	1,077	2.0%
Osceola	35,005	<div><div></div></div> 2%	571	35,576	412	1.2%
Volusia	32,553	<div><div></div></div> 2%	539	33,092	611	1.9%
Escambia	29,487	<div><div></div></div> 2%	3,403	32,890	598	2.0%
Brevard	31,713	<div><div></div></div> 2%	564	32,277	706	2.2%
Pasco	31,586	<div><div></div></div> 2%	286	31,872	614	1.9%
Manatee	29,961	<div><div></div></div> 2%	596	30,557	548	1.8%
Collier	28,265	<div><div></div></div> 2%	985	29,250	433	1.5%
Leon	27,356	<div><div></div></div> 2%	831	28,187	265	1.0%
Marion	26,440	<div><div></div></div> 1%	106	26,546	691	2.6%
Sarasota	24,924	<div><div></div></div> 1%	1,147	26,071	701	2.8%
Seminole	25,837	<div><div></div></div> 1%	188	26,025	404	1.6%
Lake	23,264	<div><div></div></div> 1%	323	23,587	526	2.3%
Alachua	21,643	<div><div></div></div> 1%	244	21,887	201	0.9%
St. Lucie	21,003	<div><div></div></div> 1%	131	21,134	523	2.5%
St. Johns	19,348	<div><div></div></div> 1%	262	19,610	182	0.9%
Okaloosa	17,838	<div><div></div></div> 1%	186	18,024	311	1.7%
Bay	17,317	<div><div></div></div> 1%	678	17,995	321	1.9%
Santa Rosa	16,346	<div><div></div></div> 1%	211	16,557	244	1.5%
Clay	16,294	<div><div></div></div> 1%	37	16,331	283	1.7%
Hernando	10,664	<div><div></div></div> 1%	81	10,745	369	3.5%
Indian River	10,480	<div><div></div></div> 1%	90	10,570	252	2.4%
Charlotte	10,191	<div><div></div></div> 1%	155	10,346	335	3.3%
Martin	9,963	<div><div></div></div> 1%	183	10,146	269	2.7%
Citrus	9,317	<div><div></div></div> 1%	75	9,392	365	3.9%
Sumter	7,556	<div><div></div></div> 0%	78	7,634	224	3.0%
Columbia	7,486	<div><div></div></div> 0%	36	7,522	149	2.0%

County	FL resident cases		Non-FL resident cases	Total cases	FL resident deaths	FL death rate
Nassau	7,063	<div><div></div></div> 0%	412	7,475	107	1.5%
Highlands	6,900	<div><div></div></div> 0%	67	6,967	290	4.2%
Walton	6,119	<div><div></div></div> 0%	697	6,816	79	1.3%
Jackson	5,764	<div><div></div></div> 0%	62	5,826	140	2.4%
Putnam	5,714	<div><div></div></div> 0%	17	5,731	118	2.1%
Flagler	5,603	<div><div></div></div> 0%	67	5,670	85	1.5%
Monroe	5,299	<div><div></div></div> 0%	301	5,600	44	0.8%
Gadsden	5,318	<div><div></div></div> 0%	16	5,334	78	1.5%
Suwannee	4,992	<div><div></div></div> 0%	27	5,019	125	2.5%
Hendry	4,204	<div><div></div></div> 0%	18	4,222	66	1.6%
Desoto	3,566	<div><div></div></div> 0%	17	3,583	71	2.0%
Okeechobee	3,417	<div><div></div></div> 0%	34	3,451	69	2.0%
Unknown	364	<div><div></div></div> 0%	3,034	3,398	0	0.0%
Baker	3,220	<div><div></div></div> 0%	15	3,235	54	1.7%
Wakulla	3,100	<div><div></div></div> 0%	12	3,112	51	1.6%
Bradford	2,772	<div><div></div></div> 0%	13	2,785	49	1.8%
Levy	2,754	<div><div></div></div> 0%	9	2,763	30	1.1%
Hardee	2,712	<div><div></div></div> 0%	13	2,725	26	1.0%
Taylor	2,586	<div><div></div></div> 0%	6	2,592	39	1.5%
Washington	2,563	<div><div></div></div> 0%	20	2,583	39	1.5%
Holmes	2,118	<div><div></div></div> 0%	31	2,149	42	2.0%
Madison	1,902	<div><div></div></div> 0%	25	1,927	39	2.1%
Gulf	1,797	<div><div></div></div> 0%	23	1,820	35	1.9%
Union	1,714	<div><div></div></div> 0%	1	1,715	70	4.1%
Calhoun	1,586	<div><div></div></div> 0%	3	1,589	38	2.4%
Lafayette	1,563	<div><div></div></div> 0%	0	1,563	24	1.5%
Hamilton	1,533	<div><div></div></div> 0%	17	1,550	21	1.4%
Dixie	1,436	<div><div></div></div> 0%	3	1,439	17	1.2%
Jefferson	1,356	<div><div></div></div> 0%	22	1,378	22	1.6%
Gilchrist	1,314	<div><div></div></div> 0%	3	1,317	30	2.3%
Franklin	1,238	<div><div></div></div> 0%	30	1,268	12	1.0%
Liberty	1,028	<div><div></div></div> 0%	1	1,029	14	1.4%
Glades	884	<div><div></div></div> 0%	2	886	15	1.7%
Total	1,803,893		33,392	1,837,285	29,154	1.6%

COVID-19: characteristics of 1,803,893 Florida resident cases

Data through Feb 15, 2021 verified as of Feb 16, 2021 at 09:25 AM

Data in this report are provisional and subject to change.

The table below includes the cities and counties of residence for cases in Florida residents based on the patient's ZIP Code. Note that city is not always received as part of the initial notification and may be missing while the case is being investigated.

City and county	Cases
Miami, Dade	226,765
Orlando, Orange	80,680
Jacksonville, Duval	80,028
Tampa, Hillsborough	62,163
Hialeah, Dade	55,216
Fort Lauderdale, Broward	39,688
Hollywood, Broward	35,271
West Palm Beach, Palm Beach	27,766
Kissimmee, Osceola	27,085
Tallahassee, Leon	26,390
Pensacola, Escambia	24,500
Naples, Collier	23,827
Homestead, Dade	23,405
Saint Petersburg, Pinellas	22,896
Fort Myers, Lee	21,373
Bradenton, Manatee	19,613
Ocala, Marion	19,560
Boca Raton, Palm Beach	19,106
Lakeland, Polk	18,973
Pompano Beach, Broward	18,009
Gainesville, Alachua	17,241
Sarasota, Sarasota	15,353
Port Saint Lucie, St. Lucie	13,817
Lake Worth, Palm Beach	13,782
Cape Coral, Lee	13,593
Clearwater, Pinellas	12,200
Miami Beach, Dade	12,145
Miramar, Broward	12,013
Panama City, Bay	11,020
Boynton Beach, Palm Beach	10,982
Doral, Dade	10,647
Coral Springs, Broward	10,451
Saint Augustine, St. Johns	10,402
Miami Gardens, Dade	10,262
Melbourne, Brevard	9,292
Winter Haven, Polk	9,196
Delray Beach, Palm Beach	8,595
Lehigh Acres, Lee	8,473
Riverview, Hillsborough	8,068
Vero Beach, Indian River	8,042
Milton, Santa Rosa	7,947
Davie, Broward	7,929
New Port Richey, Pasco	7,329
Palm Bay, Brevard	7,244
Sunrise, Broward	7,216
Fort Pierce, St. Lucie	7,046
Coral Gables, Dade	6,977
Saint Cloud, Osceola	6,870
Lake City, Columbia	6,838
Largo, Pinellas	6,810
Daytona Beach, Volusia	6,729
Orange Park, Clay	6,660
Apopka, Orange	6,587
Spring Hill, Hernando	6,373
Plantation, Broward	6,231
Clermont, Lake	6,173
North Miami Beach, Dade	6,130
Davenport, Polk	6,091

COVID-19: characteristics of 1,803,893 Florida resident cases

Data through Feb 15, 2021 verified as of Feb 16, 2021 at 09:25 AM

Data in this report are provisional and subject to change.

The table below includes the cities and counties of residence for cases in Florida residents based on the patient's ZIP Code. Note that city is not always received as part of the initial notification and may be missing while the case is being investigated.

City and county	Cases
Brandon, Hillsborough	6,070
Weston, Broward	5,778
Plant City, Hillsborough	5,759
Sanford, Seminole	5,717
Jupiter, Palm Beach	5,666
Deltona, Volusia	5,570
Deerfield Beach, Broward	5,376
Winter Garden, Orange	5,261
Port Charlotte, Charlotte	5,010
Fort Walton Beach, Okaloosa	4,973
Tamarac, Broward	4,939
Crestview, Okaloosa	4,733
Palm Coast, Flagler	4,733
Stuart, Martin	4,718
Wesley Chapel, Pasco	4,630
Land O Lakes, Pasco	4,494
Coconut Creek, Broward	4,489
Palm Beach Gardens, Palm Beach	4,444
Deland, Volusia	4,400
Margate, Broward	4,381
Palmetto, Manatee	4,379
Winter Park, Orange	4,317
Palm Harbor, Pinellas	4,284
Miami Lakes, Dade	4,220
Wellington, Palm Beach	4,214
Oviedo, Seminole	4,176
Opa Locka, Dade	4,018
Altamonte Springs, Seminole	3,976
Middleburg, Clay	3,959
Live Oak, Suwannee	3,914
Haines City, Polk	3,855
Port Orange, Volusia	3,849
Lutz, Hillsborough	3,844
Venice, Sarasota	3,775
North Port, Sarasota	3,758
Brooksville, Hernando	3,728
Punta Gorda, Charlotte	3,715
Sebring, Highlands	3,694
Ocoee, Orange	3,691
Leesburg, Lake	3,691
Hallandale, Broward	3,653
Valrico, Hillsborough	3,644
Saint Johns, St. Johns	3,585
The Villages, Sumter	3,566
Pembroke Pines, Broward	3,496
Arcadia, Desoto	3,464
Bonita Springs, Lee	3,419
Ormond Beach, Volusia	3,409
Okeechobee, Okeechobee	3,406
Seminole, Pinellas	3,372
Navarre, Santa Rosa	3,344
Zephyrhills, Pasco	3,286
Immokalee, Collier	3,185
Windermere, Orange	3,165
Longwood, Seminole	3,131
Pinellas Park, Pinellas	3,128
Gulf Breeze, Santa Rosa	3,104
North Lauderdale, Broward	3,038
Ruskin, Hillsborough	2,987

COVID-19: characteristics of 1,803,893 Florida resident cases

Data through Feb 15, 2021 verified as of Feb 16, 2021 at 09:25 AM

Data in this report are provisional and subject to change.

The table below includes the cities and counties of residence for cases in Florida residents based on the patient's ZIP Code. Note that city is not always received as part of the initial notification and may be missing while the case is being investigated.

City and county	Cases
Cantonment, Escambia	2,972
Niceville, Okaloosa	2,966
North Miami, Dade	2,959
Cocoa, Brevard	2,934
Quincy, Gadsden	2,827
Jacksonville Beach, Duval	2,815
Panama City Beach, Bay	2,814
Crawfordville, Wakulla	2,780
Lake Worth Beach, Palm Beach	2,772
Cutler Ridge, Dade	2,750
Key West, Monroe	2,727
Palatka, Putnam	2,651
Casselberry, Seminole	2,630
Hudson, Pasco	2,618
Bartow, Polk	2,618
Dade City, Pasco	2,598
Fernandina Beach, Nassau	2,575
Port Richey, Pasco	2,569
Green Cove Springs, Clay	2,554
North Fort Myers, Lee	2,516
Oakland Park, Broward	2,459
Perry, Taylor	2,436
Titusville, Brevard	2,432
Ponte Vedra Beach, St. Johns	2,427
Lake Mary, Seminole	2,421
Kissimmee, Polk	2,401
Auburndale, Polk	2,400
Winter Springs, Seminole	2,398
Aventura, Dade	2,318
Marianna, Jackson	2,317
Lake Wales, Polk	2,312
Lynn Haven, Bay	2,304
New Smyrna Beach, Volusia	2,284
Merritt Island, Brevard	2,280
Tarpon Springs, Pinellas	2,271
Inverness, Citrus	2,237
Clewiston, Hendry	2,222
Fleming Island, Clay	2,167
Belle Glade, Palm Beach	2,153
Eustis, Lake	2,098
Santa Rosa Beach, Walton	2,087
Royal Palm Beach, Palm Beach	2,069
Wimauma, Hillsborough	2,036
Parkland, Broward	2,027
Esterro, Lee	2,024
Cooper City, Broward	2,013
Chipley, Washington	1,996
Defuniak Springs, Walton	1,988
Dunedin, Pinellas	1,979
Loxahatchee, Palm Beach	1,967
Holiday, Pasco	1,898
Rockledge, Brevard	1,869
Key Biscayne, Dade	1,866
Starke, Bradford	1,865
Labelle, Hendry	1,864
Destin, Okaloosa	1,849
Sarasota, Manatee	1,835
Mount Dora, Lake	1,804
Parrish, Manatee	1,790

COVID-19: characteristics of 1,803,893 Florida resident cases

Data through Feb 15, 2021 verified as of Feb 16, 2021 at 09:25 AM

Data in this report are provisional and subject to change.

The table below includes the cities and counties of residence for cases in Florida residents based on the patient's ZIP Code. Note that city is not always received as part of the initial notification and may be missing while the case is being investigated.

City and county	Cases
Avon Park, Highlands	1,790
Odessa, Hillsborough	1,775
Mulberry, Polk	1,768
Palm City, Martin	1,757
Tavares, Lake	1,736
Riviera Beach, Palm Beach	1,711
Summerfield, Marion	1,670
Seffner, Hillsborough	1,659
Yulee, Nassau	1,650
Wauchula, Hardee	1,581
Groveland, Lake	1,574
Macclenny, Baker	1,571
Pinecrest, Dade	1,549
Mayo, Lafayette	1,537
Coconut Grove, Dade	1,522
Bonifay, Holmes	1,522
Maitland, Orange	1,505
Callahan, Nassau	1,491
Carol City, Dade	1,483
Sebastian, Indian River	1,481
Orange City, Volusia	1,474
Ponte Vedra, St. Johns	1,469
Crossings, Dade	1,468
Lithia, Hillsborough	1,467
Missing, Dade	1,450
Crystal River, Citrus	1,404
Homosassa, Citrus	1,403
Lady Lake, Lake	1,400
Palmetto Bay, Dade	1,382
Lake Butler, Union	1,329
Pace, Santa Rosa	1,311
Dania, Broward	1,309
Lake Placid, Highlands	1,300
Atlantic Beach, Duval	1,274
Sun City Center, Hillsborough	1,270
Madison, Madison	1,270
Gibsonton, Hillsborough	1,257
Biscayne Park, Dade	1,254
Florida City, Dade	1,244
Monticello, Jefferson	1,242
Dover, Hillsborough	1,238
Oldsmar, Pinellas	1,214
Hobe Sound, Martin	1,208
Indiantown, Martin	1,204
Dunnellon, Marion	1,202
Alachua, Alachua	1,196
Graceville, Jackson	1,193
Edgewater, Volusia	1,182
Apollo Beach, Hillsborough	1,176
Palm Springs, Palm Beach	1,166
Century, Escambia	1,135
Bellevue, Marion	1,128
Debary, Volusia	1,125
North Palm Beach, Palm Beach	1,096
Newberry, Alachua	1,082
Lantana, Palm Beach	1,081
South Miami, Dade	1,069
Lecanto, Citrus	1,048
Havana, Gadsden	1,046

COVID-19: characteristics of 1,803,893 Florida resident cases

Data through Feb 15, 2021 verified as of Feb 16, 2021 at 09:25 AM

Data in this report are provisional and subject to change.

The table below includes the cities and counties of residence for cases in Florida residents based on the patient's ZIP Code. Note that city is not always received as part of the initial notification and may be missing while the case is being investigated.

City and county	Cases
El Portal, Dade	1,039
Hilliard, Nassau	1,036
Williston, Levy	1,021
Jasper, Hamilton	1,009
Blountstown, Calhoun	1,009
Beverly Hills, Citrus	987
Safety Harbor, Pinellas	983
Freeport, Walton	979
Ellenton, Manatee	974
Jensen Beach, Martin	966
Satellite Beach, Brevard	948
Wewahitchka, Gulf	931
Sanderson, Baker	925
Wildwood, Sumter	915
Lauderhill, Broward	915
Trenton, Gilchrist	910
Keystone Heights, Clay	902
Everglades National Park, Dade	892
Nokomis, Sarasota	876
Mary Esther, Okaloosa	870
Hernando, Citrus	869
Wilton Manors, Broward	862
Fellsmere, Indian River	862
Englewood, Charlotte	860
Frostproof, Polk	858
Fisher Island, Dade	840
Port Saint Joe, Gulf	838
Bushnell, Sumter	837
Polk City, Polk	834
Moore Haven, Glades	829
Dunnellon, Citrus	826
Key Largo, Monroe	823
Coleman, Sumter	822
Shalimar, Okaloosa	806
Medley, Dade	803
Bristol, Liberty	796
Cross City, Dixie	785
Lauderdale Lakes, Broward	783
South Bay, Palm Beach	760
Pahokee, Palm Beach	760
Marco Island, Collier	731
Glen Saint Mary, Baker	719
Cocoa Beach, Brevard	715
High Springs, Alachua	713
Chattahoochee, Gadsden	712
Fort Meade, Polk	711
Uleta, Dade	704
Olympia Heights, Dade	702
Chiefland, Levy	685
Minneola, Lake	681
Englewood, Sarasota	680
Coral, Dade	679
Interlachen, Putnam	676
Indialantic, Brevard	675
Sorrento, Lake	675
Crescent City, Putnam	672
Thonotosassa, Hillsborough	669
Miramar Beach, Walton	668
Trinity, Pasco	666

COVID-19: characteristics of 1,803,893 Florida resident cases

Data through Feb 15, 2021 verified as of Feb 16, 2021 at 09:25 AM

Data in this report are provisional and subject to change.

The table below includes the cities and counties of residence for cases in Florida residents based on the patient's ZIP Code. Note that city is not always received as part of the initial notification and may be missing while the case is being investigated.

City and county	Cases
Spring Hill, Pasco	653
Lawtey, Bradford	649
Fruitland Park, Lake	642
Bowling Green, Hardee	633
Marathon, Monroe	629
Jacksonville, St. Johns	626
Southwest Ranches, Broward	618
Fort Myers Beach, Lee	611
Lake Alfred, Polk	601
Old Town, Dixie	600
Neptune Beach, Duval	597
Fort White, Columbia	595
Umatilla, Lake	591
West Melbourne, Brevard	579
Baker, Okaloosa	545
Sneads, Jackson	539
Bronson, Levy	533
Belle Isle, Orange	528
Silver Springs, Marion	528
Clearwater Beach, Pinellas	526
Carrabelle, Franklin	519
South Daytona, Volusia	514
Jay, Santa Rosa	511
Palm Beach, Palm Beach	506
Weeki Wachee, Hernando	502
Gulfport, Pinellas	490
Sweetwater, Dade	477
Hawthorne, Alachua	469
Cottdendale, Jackson	465
Mascotte, Lake	464
Bunnell, Flagler	451
Midway, Gadsden	451
Molino, Escambia	450
Citra, Marion	447
Zolfo Springs, Hardee	446
Oakland, Orange	443
Surfside, Dade	441
Rotunda West, Charlotte	438
East Palatka, Putnam	438
Oxford, Sumter	438
Florida State University, Leon	430
Melbourne Beach, Brevard	421
Myakka City, Manatee	420
Youngstown, Bay	414
Cape Canaveral, Brevard	412
Altha, Calhoun	410
Ocklawaha, Marion	408
Apalachicola, Franklin	406
Mims, Brevard	395
Tavernier, Monroe	394
Centerville, Leon	393
Flagler Beach, Flagler	391
Branford, Suwannee	389
Celebration, Osceola	387
Dundee, Polk	386
Indian Harbour Beach, Brevard	383
Alva, Lee	380
Bal Harbour, Dade	371
Bell, Gilchrist	371

COVID-19: characteristics of 1,803,893 Florida resident cases

Data through Feb 15, 2021 verified as of Feb 16, 2021 at 09:25 AM

Data in this report are provisional and subject to change.

The table below includes the cities and counties of residence for cases in Florida residents based on the patient's ZIP Code. Note that city is not always received as part of the initial notification and may be missing while the case is being investigated.

City and county	Cases
Archer, Alachua	365
Hastings, St. Johns	360
Haverhill, Palm Beach	356
Raiford, Union	354
De Leon Springs, Volusia	351
Eagle Lake, Polk	349
Webster, Sumter	348
Osprey, Sarasota	337
Grand Ridge, Jackson	329
Floral City, Citrus	325
West Miami, Dade	324
Holly Hill, Volusia	315
Greenville, Madison	312
Pierson, Volusia	312
Lake Park, Palm Beach	311
Jennings, Hamilton	310
Vernon, Washington	310
Malone, Jackson	308
Tequesta, Palm Beach	303
Satsuma, Putnam	300
Grand Island, Lake	299
Ave Maria, Collier	298
Chuluota, Seminole	296
Eastpoint, Franklin	295
Montverde, Lake	293
Westville, Holmes	286
Gotha, Orange	285
Indian Rocks Beach, Pinellas	285
Lehigh, Lee	282
Elkton, St. Johns	280
Bryceville, Nassau	276
Laurel Hill, Okaloosa	275
Melrose, Putnam	275
Reddick, Marion	272
Alafaya, Orange	271
Sebastian, Brevard	271
Malabar, Brevard	262
Valparaiso, Okaloosa	262
Kenneth City, Pinellas	262
Greenwood, Jackson	261
Fort McCoy, Marion	259
Winter Park, Seminole	254
Ponce De Leon, Holmes	254
O Brien, Suwannee	252
San Antonio, Pasco	252
Anthony, Marion	249
Lake Panasoffkee, Sumter	246
Belleair, Pinellas	245
Geneva, Seminole	232
South Pasadena, Pinellas	231
Morrison, Levy	231
Edgewood, Orange	225
Sanibel, Lee	224
Inlet Beach, Walton	223
Greenacres, Palm Beach	222
Southport, Bay	221
Lee, Madison	218
Hosford, Liberty	217
Fountain, Bay	216

COVID-19: characteristics of 1,803,893 Florida resident cases

Data through Feb 15, 2021 verified as of Feb 16, 2021 at 09:25 AM

Data in this report are provisional and subject to change.

The table below includes the cities and counties of residence for cases in Florida residents based on the patient's ZIP Code. Note that city is not always received as part of the initial notification and may be missing while the case is being investigated.

City and county	Cases
Gretna, Gadsden	215
White Springs, Hamilton	213
Kindred, Osceola	213
Weirsdale, Marion	210
Fern Park, Seminole	204
Wellborn, Suwannee	203
Hallandale Beach, Broward	202
Missing, Volusia	199
University Of Central Fl, Orange	196
Bay Harbor Islands, Dade	196
Eglin Air Force Base, Okaloosa	194
Mcdavid, Escambia	193
Longboat Key, Manatee	192
Saint James City, Lee	189
Mcalpin, Suwannee	185
Azalea Park, Orange	182
Sopchoppy, Wakulla	181
Missing, Orange	181
Holt, Okaloosa	181
Lakewood Ranch, Manatee	179
Howey-In-The-Hills, Lake	177
Holmes Beach, Manatee	177
Altoona, Lake	176
Alford, Jackson	176
The Villages, Marion	176
Islamorada, Monroe	175
Micanopy, Alachua	173
Juno Beach, Palm Beach	173
Astatula, Lake	172
Babson Park, Polk	169
Zellwood, Orange	166
Poinciana, Polk	164
Madeira Beach, Pinellas	163
The Villages, Lake	162
Lauderdale By The Sea, Broward	159
Caryville, Washington	156
Atlantis, Palm Beach	155
University Of Miami, Dade	155
Summerland Key, Monroe	151
Mangonia Park, Palm Beach	151
Center Hill, Sumter	149
Bokeelia, Lee	148
Odessa, Pasco	147
Lake Helen, Volusia	147
Lockhart, Orange	146
Viera, Brevard	145
Pomona Park, Putnam	143
Bay Lake, Orange	141
Oak Hill, Volusia	140
Clair-Mel City, Hillsborough	139
Hiawassee, Orange	138
Rocky Point, Hillsborough	138
University Of Fl, Alachua	133
Osteen, Volusia	133
Golden Beach, Dade	132
Grant-Valkaria, Brevard	132
Hypoluxo, Palm Beach	131
Hollister, Putnam	131
Citrus Springs, Citrus	131

COVID-19: characteristics of 1,803,893 Florida resident cases

Data through Feb 15, 2021 verified as of Feb 16, 2021 at 09:25 AM

Data in this report are provisional and subject to change.

The table below includes the cities and counties of residence for cases in Florida residents based on the patient's ZIP Code. Note that city is not always received as part of the initial notification and may be missing while the case is being investigated.

City and county	Cases
Ponce Inlet, Volusia	130
Carrollwood, Hillsborough	125
Baldwin, Duval	123
Cutler Bay, Dade	122
Hampton, Bradford	121
San Mateo, Putnam	121
Apopka, Seminole	121
Clarksville, Calhoun	119
Sumterville, Sumter	119
Lutz, Pasco	117
Matlacha, Lee	116
Cloud Lake, Palm Beach	115
Inglis, Levy	114
Big Pine Key, Monroe	113
Paisley, Lake	112
Steinhatchee, Taylor	112
Kendall, Dade	111
Placida, Charlotte	111
Lake Hamilton, Polk	110
Christmas, Orange	110
Lady Lake, Sumter	108
Panacea, Wakulla	102
Buena Ventura Lakes, Osceola	102
Callaway, Bay	99
Belleair Beach, Pinellas	99
Lamont, Jefferson	98
South Fort Myers, Lee	97
Seville, Volusia	97
Temple Terrace, Hillsborough	97
Dinsmore, Duval	96
Canal Point, Palm Beach	95
Hurlburt Field, Okaloosa	94
University Of Central Florida, Orange	94
Florahome, Putnam	93
Brooker, Bradford	93
Tierra Verde, Pinellas	92
Harmony, Osceola	91
Waldo, Alachua	91
West Park, Broward	90
Astor, Lake	90
Bascom, Jackson	87
Lighthouse Point, Broward	87
Barefoot Bay, Brevard	87
Fruit Cove, St. Johns	84
Tyndall Air Force Base, Bay	84
Barry University, Dade	84
University Of South Florida, Hillsborough	83
Missing, Lee	83
Pinetta, Madison	83
Missing, St. Johns	82
Maitland, Seminole	81
Florida Gulf Coast Univ, Lee	81
Cedar Key, Levy	81
Saint Leo, Pasco	80
Crystal Beach, Pinellas	79
Lorida, Highlands	78
F M, Lee	78
Bradenton Beach, Manatee	77
Dania Beach, Broward	75

COVID-19: characteristics of 1,803,893 Florida resident cases

Data through Feb 15, 2021 verified as of Feb 16, 2021 at 09:25 AM

Data in this report are provisional and subject to change.

The table below includes the cities and counties of residence for cases in Florida residents based on the patient's ZIP Code. Note that city is not always received as part of the initial notification and may be missing while the case is being investigated.

City and county	Cases
Kathleen, Polk	75
Ocean Ridge, Palm Beach	74
Palma Ceia, Hillsborough	73
Welaka, Putnam	73
Avon Park, Polk	72
Missing, Marion	72
Patrick Air Force Base, Brevard	71
Sunny Isles Beach, Dade	70
Campbellton, Jackson	70
City Of Sunrise, Broward	69
Ochopee, Collier	69
Saint Pete Beach, Pinellas	68
Eatonville, Orange	68
Fort Denaud, Hendry	68
Air Mail Facility, Dade	67
Yalaha, Lake	65
Boca Grande, Lee	63
North Venice, Sarasota	63
Princeton, Dade	62
Greensboro, Gadsden	62
Stock Island, Monroe	62
Missing, St. Lucie	61
Reunion, Osceola	59
Bonita Beach, Lee	58
Destin, Walton	58
Georgetown, Putnam	58
Orlando, Seminole	56
Mexico Beach, Bay	56
Bellview, Escambia	56
Anna Maria, Manatee	54
Cudjoe Key, Monroe	54
Lake Suzy, Desoto	53
Orlando, Dade	52
Missing, Santa Rosa	52
Miami, Unknown	51
Micco, Brevard	51
North Redington Beach, Pinellas	51
Heathrow, Seminole	51
Northdale, Hillsborough	50
Treasure Island, Pinellas	50
Ona, Hardee	50
Walnut Hill, Escambia	49
Singer Island, Palm Beach	49
Felda, Hendry	47
Miami Springs, Dade	47
Palm Beach Shores, Palm Beach	47
Aloma, Orange	47
Salt Springs, Marion	47
Miromar Lakes, Lee	47
Cinco Bayou, Okaloosa	47
Okahumpka, Lake	45
Town N Country, Hillsborough	45
Missing, Duval	44
Terra Ceia, Manatee	44
Orlando, Osceola	44
Enterprise, Volusia	44
Missing, Lake	44
Highland City, Polk	43
Sewalls Point, Martin	42

COVID-19: characteristics of 1,803,893 Florida resident cases

Data through Feb 15, 2021 verified as of Feb 16, 2021 at 09:25 AM

Data in this report are provisional and subject to change.

The table below includes the cities and counties of residence for cases in Florida residents based on the patient's ZIP Code. Note that city is not always received as part of the initial notification and may be missing while the case is being investigated.

City and county	Cases
Florence Villa, Polk	41
Missing, Pinellas	41
Missing, Pasco	41
University Of Tampa, Hillsborough	41
Saint Johns, Duval	40
Village Of Wellington, Palm Beach	40
Waverly, Polk	40
Duette, Manatee	40
Manalapan, Palm Beach	40
Intercession City, Osceola	40
Ebro, Washington	39
Gulf Breeze, Escambia	39
Key Colony Beach, Monroe	39
Orlando, Broward	39
Kenansville, Osceola	38
Eaton Park, Polk	38
Bayonet Point, Pasco	37
Orlando, Volusia	37
Green Acres, Palm Beach	37
Ponte Vedra, Duval	37
Florida International Univ, Dade	37
Florida A And M University, Leon	36
Village Wellington, Palm Beach	35
Orlando, Polk	35
Naranja, Dade	34
Lacoochee, Pasco	34
Flemington, Marion	34
Missing, Palm Beach	34
Highland Beach, Palm Beach	34
Hialeah Gardens, Dade	34
Pasadena, Pinellas	33
Dowling Park, Suwannee	32
Tice, Lee	32
Cortez, Manatee	32
Palm Shores, Brevard	31
Bagdad, Santa Rosa	31
Bay Pines, Pinellas	31
Lulu, Columbia	31
Eloise, Polk	30
Homeland, Polk	30
Miami Shores, Dade	30
Bonita Springs, Collier	29
Penney Farms, Clay	29
Orlando, Hillsborough	29
Siesta Key, Sarasota	28
Hallandale Beach, Broward	28
Jupiter, Martin	28
Pensacola Beach, Santa Rosa	27
Florida State, Leon	27
Caryville, Holmes	27
Mcintosh, Marion	27
Univ Of FI Student Dorms, Alachua	27
Nocatee, Desoto	27
Stetson University, Volusia	27
Saint Marks, Wakulla	27
Lakeshore, Polk	26
Homosassa Springs, Citrus	26
South Palm Beach, Palm Beach	26
Miami, Broward	26

COVID-19: characteristics of 1,803,893 Florida resident cases

Data through Feb 15, 2021 verified as of Feb 16, 2021 at 09:25 AM

Data in this report are provisional and subject to change.

The table below includes the cities and counties of residence for cases in Florida residents based on the patient's ZIP Code. Note that city is not always received as part of the initial notification and may be missing while the case is being investigated.

City and county	Cases
City Of Westlake, Palm Beach	26
Horseshoe Beach, Dixie	26
Lealman, Pinellas	26
North Bay Village, Dade	26
Kinard, Calhoun	26
Tangerine, Orange	25
South Miami Heights, Dade	25
Chokoloskee, Collier	25
Palmdale, Glades	25
Missing, Monroe	25
Venus, Highlands	25
Indian Lake Estates, Polk	25
Bonaventure, Broward	24
Poinciana, Osceola	24
Earleton, Alachua	24
Santa Fe, Alachua	24
Alturas, Polk	24
Davenport, Osceola	24
Missing, Hillsborough	24
Labelle, Glades	24
Bayshore Gardens, Manatee	24
New Smyrna, Volusia	23
Missing, Seminole	23
Missing, Escambia	23
Goulds, Dade	23
Fort Lauderdale, Dade	23
Tioga, Alachua	22
Balm, Hillsborough	22
Westchase, Hillsborough	22
Florida Dept Of Corrections, Union	22
Yankeetown, Levy	22
Pine Hills, Orange	22
La Crosse, Alachua	22
Bradley, Polk	22
Ridge Manor, Pasco	22
Hawthorne, Putnam	21
Kissimmee, Orange	21
Wausau, Washington	21
Paxton, Walton	21
Bonifay, Washington	21
Bostwick, Putnam	21
Long Key, Monroe	21
Sparr, Marion	21
Perdido Key, Escambia	21
Orange Lake, Marion	21
Wabasso, Indian River	20
Indian River Shores, Indian River	20
Sydney, Hillsborough	20
Citrus Ridge, Indian River	20
Loughman, Polk	20
Plymouth, Orange	20
Archer, Levy	20
Little Torch Key, Monroe	19
Laud-By-The-Sea, Broward	19
Wekiva Springs, Seminole	19
Mango, Hillsborough	19
Crystal Springs, Pasco	19
Everglades City, Collier	19
Mexico Beach, Gulf	19

COVID-19: characteristics of 1,803,893 Florida resident cases

Data through Feb 15, 2021 verified as of Feb 16, 2021 at 09:25 AM

Data in this report are provisional and subject to change.

The table below includes the cities and counties of residence for cases in Florida residents based on the patient's ZIP Code. Note that city is not always received as part of the initial notification and may be missing while the case is being investigated.

City and county	Cases
Babcock Ranch, Lee	19
Sugarloaf Key, Monroe	19
Sun City, Hillsborough	19
Pine Castle, Orange	19
Branford, Lafayette	19
Missing, Citrus	19
Goodland, Collier	18
Florida International University, Dade	18
Missing, Manatee	18
Orlando, Palm Beach	18
Westlake, Palm Beach	18
Fort Ogden, Desoto	18
Hollywood, Dade	18
Parker, Bay	18
Pembroke Park, Broward	18
Lowell, Marion	18
Jensen Beach, St. Lucie	17
Graceville, Holmes	17
Candler, Marion	17
Nichols, Polk	17
Nalcrest, Polk	17
Maxville, Duval	17
Gulf Hammock, Levy	16
Shady Hills, Pasco	16
Jacksonville, Unknown	16
West Panama City Beach, Bay	16
Missing, Broward	16
Missing, Collier	16
Champions Gate, Polk	16
Orlando, Pinellas	16
Redington Shores, Pinellas	16
Wewahitchka, Calhoun	15
Woodville, Leon	15
Lake City, Suwannee	15
Golden Oak, Orange	15
Lake Buena Vista, Orange	15
Tallevast, Manatee	15
Hernando Beach, Hernando	15
High Springs, Gilchrist	15
Hutchinson Island, St. Lucie	15
Gulf Stream, Palm Beach	15
Webster, Hernando	15
Village Of Palmetto Bay, Dade	14
Mount Dora, Orange	14
Union Park, Orange	14
Copeland, Collier	14
White Springs, Columbia	14
Lakewood Ranch, Sarasota	14
Brooksville, Pasco	14
Murdock, Charlotte	14
Forest City, Orange	14
Otter Creek, Levy	14
Winter Garden, Lake	14
Trilby, Pasco	13
Hialeah, Unknown	13
Orlando, Brevard	13
Saint George Island, Franklin	13
Missing, Brevard	13
Belleair Bluffs, Pinellas	13

COVID-19: characteristics of 1,803,893 Florida resident cases

Data through Feb 15, 2021 verified as of Feb 16, 2021 at 09:25 AM

Data in this report are provisional and subject to change.

The table below includes the cities and counties of residence for cases in Florida residents based on the patient's ZIP Code. Note that city is not always received as part of the initial notification and may be missing while the case is being investigated.

City and county	Cases
Trenton, Levy	13
Orlando, Lake	13
Buckingham, Lee	13
Watersound, Walton	13
Missing, Indian River	13
Suwannee, Dixie	13
Graham, Bradford	13
Laurel Hill, Walton	13
Roseland, Indian River	12
Braden River, Manatee	12
Kingsley Lake, Bradford	12
Gonzalez, Escambia	12
Rosemary Beach, Walton	12
Pensacola Beach, Escambia	12
Johns Pass Village, Pinellas	12
Orlando, Unknown	12
Saint Lucie West, St. Lucie	12
Choctaw Beach, Okaloosa	12
Lake Monroe, Seminole	12
Long Boat Key, Manatee	12
Unknown, Dade	12
Fort Charlotte, Charlotte	12
Daytona Beach Shores, Volusia	12
Ramrod Key, Monroe	11
Florida State Univ Admin, Leon	11
Indian Creek Village, Dade	11
Missing, Putnam	11
Holder, Citrus	11
Mount Plymouth, Lake	11
Orlando, Leon	11
Wahneta, Polk	11
Durant, Hillsborough	11
Citrus Hills, Citrus	10
Leisure City, Dade	10
Orlando, Duval	10
Passport, Unknown	10
Seacrest, Walton	10
Greenville, Taylor	10
Hillsboro Beach, Broward	10
Naples, Lee	10
Steinhatchee, Dixie	10
Missing, Nassau	10
Ozona, Pinellas	10
Eau Gallie, Brevard	10
Deerfield Beach, Palm Beach	10
Alys Beach, Bay	10
Telogia, Liberty	10
Sea Ranch Lakes, Broward	9
Palma Sola, Manatee	9
Deer Island, Lake	9
Cottondale, Washington	9
Redington Beach, Pinellas	9
Lake Como, Putnam	9
Missing, Polk	9
University Park, Manatee	9
Grandin, Putnam	9
Beverly Beach, Flagler	9
Los Angeles, Dade	9
Lamont, Madison	9

COVID-19: characteristics of 1,803,893 Florida resident cases

Data through Feb 15, 2021 verified as of Feb 16, 2021 at 09:25 AM

Data in this report are provisional and subject to change.

The table below includes the cities and counties of residence for cases in Florida residents based on the patient's ZIP Code. Note that city is not always received as part of the initial notification and may be missing while the case is being investigated.

City and county	Cases
Lloyd, Jefferson	9
Forest City, Seminole	9
Haines Creek, Lake	9
Cypress, Jackson	9
Boca Raton, Broward	9
Rubonia, Manatee	9
Missing, Martin	9
Fanning Springs, Gilchrist	9
Perrine, Dade	9
Saint Augustine, Duval	9
West Delray Beach, Palm Beach	9
Grant Valkaria, Brevard	9
Briny Breezes, Palm Beach	9
Dade City, Hernando	9
Missing, Bay	8
Nobleton, Hernando	8
Elfers, Pasco	8
Evinston, Alachua	8
Virginia Gardens, Dade	8
Salem, Taylor	8
Missing, Unknown	8
Umatilla, Marion	8
Seybold, Dade	8
Fairfield, Marion	8
Ferndale, Lake	8
Fort Walton Beach, Unknown	8
Cross Creek, Alachua	8
Captiva, Lee	8
Ponce De Leon, Walton	8
East Lake, Marion	8
Innovation, Pasco	8
Gibsonia, Polk	8
Jerome, Collier	8
Goldenrod, Seminole	8
Missing, Taylor	7
Wildlight, Nassau	7
Barberville, Volusia	7
Fort Lauderdale, Unknown	7
Missing, Okaloosa	7
Saint Augustine Beach, St. Johns	7
Niceville, Walton	7
Orlando, Alachua	7
Putnam Hall, Putnam	7
Palm City, St. Lucie	7
Aripeka, Pasco	7
Holt, Santa Rosa	7
Maitland, Volusia	7
Pine Ridge, Citrus	7
Switzerland, St. Johns	7
University Of Central Fl, Hillsborough	7
Orlando, Pasco	7
Longboat Key, Sarasota	7
Babcock Ranch, Charlotte	7
Keystone Heights, Bradford	7
Orange Springs, Marion	7
Fernandina, Nassau	7
Day, Lafayette	7
Orange Park, Duval	7
Port Saint John, Brevard	7

COVID-19: characteristics of 1,803,893 Florida resident cases

Data through Feb 15, 2021 verified as of Feb 16, 2021 at 09:25 AM

Data in this report are provisional and subject to change.

The table below includes the cities and counties of residence for cases in Florida residents based on the patient's ZIP Code. Note that city is not always received as part of the initial notification and may be missing while the case is being investigated.

City and county	Cases
Basinger, Okeechobee	7
Missing, Flagler	6
Mayport Naval Station, Duval	6
Lake Butler, Bradford	6
Bradenton, Sarasota	6
Maitland, Osceola	6
Inglis, Citrus	6
Glenwood, Volusia	6
Orchid, Indian River	6
Miccosukee, Leon	6
Pensacola, Unknown	6
Ybor City, Hillsborough	6
Duck Key, Monroe	6
Sunny Hills, Washington	6
Orlando, Flagler	6
Orlando, Marion	6
White City, Gulf	6
Worthington Springs, Union	6
Quail Heights, Dade	6
Punta Gorda, Lee	6
River Ranch, Polk	6
Valkaria, Brevard	6
Indian Shores, Pinellas	6
Coco River, Collier	6
Maitland, Hillsborough	6
Hialeah, Broward	6
Grove City, Charlotte	6
Winter Park, Polk	6
Winderemere, Orange	6
Missing, Walton	6
Missing, Sarasota	6
Missing, Clay	6
Labelle, Lee	6
Scottsmeer, Brevard	5
Westchester, Dade	5
Port Salerno, Martin	5
Ebro, Bay	5
Eglin, Okaloosa	5
Bruce, Holmes	5
Miami, Palm Beach	5
Stuart, St. Lucie	5
Pass, Unknown	5
Missing, Leon	5
Milton, Escambia	5
Shady Grove, Taylor	5
Mayport, Duval	5
Inlet Beach, Bay	5
Bayou George, Bay	5
Miami Gardens, Unknown	5
Miramar, Dade	5
Morrison, Marion	5
Kissimmee, Unknown	5
Jacksonville Naval Air Station, Duval	5
Fort Lauderdale, Palm Beach	5
PsI, Unknown	5
Pompano Beach, Unknown	5
San Carlos Park, Lee	5
Ocoee, Lake	5
Okeechobee, Martin	5

COVID-19: characteristics of 1,803,893 Florida resident cases

Data through Feb 15, 2021 verified as of Feb 16, 2021 at 09:25 AM

Data in this report are provisional and subject to change.

The table below includes the cities and counties of residence for cases in Florida residents based on the patient's ZIP Code. Note that city is not always received as part of the initial notification and may be missing while the case is being investigated.

City and county	Cases
N/A, Unknown	5
Orlando, Manatee	5
Wakulla Springs, Wakulla	5
Miami Beach, Unknown	5
Anastasia Island, St. Johns	5
Fort Lauderdale, Lee	5
University Of Central Fl, Martin	5
Williston, Marion	5
Sandestin, Walton	4
Seacrest, Bay	4
Point Washington, Walton	4
Pompano Beach, Dade	4
East Rockland Key, Monroe	4
El Jobean, Charlotte	4
Bella Collina, Lake	4
Alys Beach, Walton	4
Missing, Alachua	4
Naples, Unknown	4
Hinsdale, Manatee	4
Weirsdale, Lake	4
Pompano Beach, Palm Beach	4
Oneco, Manatee	4
International Service Center, Dade	4
Indian Rock Beach, Pinellas	4
Hollywood, Unknown	4
Bowling Green, Polk	4
Cypress Gardens, Polk	4
Orlando, Lee	4
Missing, Sumter	4
Newberry, Gilchrist	4
Okeechobee, Osceola	4
Boynton Beach, Broward	4
Branford, Gilchrist	4
Conch Key, Monroe	4
Cape Haze, Charlotte	4
Clewiston, Palm Beach	4
Sugarloaf, Monroe	4
Clarcona, Orange	4
Lamont, Taylor	4
Lazy Lake, Broward	4
Greenville, Jefferson	4
Deland, Lake	4
Oklawaha, Marion	4
Port Charlotte, Unknown	4
Okeechobee, Glades	4
West Bradenton, Manatee	4
Loxahatchee Groves, Palm Beach	4
Live Oak, Madison	4
Lake Geneva, Clay	4
Highland Park, Polk	4
Melrose, Bradford	4
Margate, Unknown	4
Mid Florida, Seminole	4
Ocean Breeze, Martin	4
Pensacola, Santa Rosa	4
Glen Ridge, Palm Beach	4
Missing, Highlands	4
Coconut Creek, Palm Beach	4
Brewton, Escambia	3

COVID-19: characteristics of 1,803,893 Florida resident cases

Data through Feb 15, 2021 verified as of Feb 16, 2021 at 09:25 AM

Data in this report are provisional and subject to change.

The table below includes the cities and counties of residence for cases in Florida residents based on the patient's ZIP Code. Note that city is not always received as part of the initial notification and may be missing while the case is being investigated.

City and county	Cases
Apopka, Broward	3
Lanark Village, Franklin	3
Lake Harbor, Palm Beach	3
Maitland, Polk	3
Orem, Palm Beach	3
Pp, Dade	3
Pp, Unknown	3
Woodside, Broward	3
Pass, Dade	3
Vero Beach, Brevard	3
Los Angeles, Broward	3
Lake Worth, Broward	3
Jacksonville, Dade	3
Lake City, Duval	3
Lakeland, Hillsborough	3
Immokalee, Lee	3
Lynbrook, Broward	3
Miami, Orange	3
Miami Gardens, Broward	3
Fort Myers, Unknown	3
Hallandale Beach, Unknown	3
Blountstown, Liberty	3
Wildwood, Marion	3
Village Of Golf, Palm Beach	3
Saint Augusaintine Beach, St. Johns	3
Port Saint Lucie, Martin	3
Palm Coast, Volusia	3
Saint Petersburg, Hillsborough	3
Pineland, Lee	3
Tampa Palms, Hillsborough	3
Tampa, Pinellas	3
Winter Garden, Seminole	3
Tarpon Springs, Pasco	3
Clermont, Orange	3
Jacksonville, Clay	3
Laurel, Sarasota	3
Ludlam, Dade	3
Land O Lakes, Hillsborough	3
Lady Lake, Marion	3
Jacksonville , Duval	3
Bay Harbor Islands, Unknown	3
Fisher Island, Unknown	3
Ft Pierce, St. Lucie	3
Milligan, Okaloosa	3
Westville, Walton	3
Coraopolis, Citrus	3
Chicago, Lee	3
Bristol, Calhoun	3
Jacksonville, Alachua	3
North Fort Myers, Charlotte	3
Stuart, Palm Beach	3
Sorrento, Orange	3
Cape San Blas, Gulf	3
Crestview, Walton	3
Fernandina Beach, Duval	3
Apopka, Lake	3
Island Grove, Alachua	3
Green Cove Springs, Duval	3
Fpo, Duval	3

COVID-19: characteristics of 1,803,893 Florida resident cases

Data through Feb 15, 2021 verified as of Feb 16, 2021 at 09:25 AM

Data in this report are provisional and subject to change.

The table below includes the cities and counties of residence for cases in Florida residents based on the patient's ZIP Code. Note that city is not always received as part of the initial notification and may be missing while the case is being investigated.

City and county	Cases
Mayport Naval Housing, Duval	3
Monticello, Madison	3
Samoset, Manatee	3
San Fernando, Unknown	3
Vernon, Bay	3
Jonesville, Alachua	3
Julington Creek, St. Johns	3
Jupiter Island, Martin	3
Longwood, Unknown	3
Mims, Volusia	3
Miramar, Unknown	3
Marco Island, Lee	3
Alford, Washington	3
Altamonte Springs, Orange	3
High Springs, Columbia	3
Pembroke Pines, Unknown	3
Ocean Reef Club, Monroe	3
Vero Beach, St. Lucie	3
Venice, Dade	2
West Palm Beach, Unknown	2
Windermere, Hillsborough	2
Winter Park, Volusia	2
Winter Springs, Orange	2
Okeechobee, Highlands	2
Orlando, Escambia	2
Port Charlotte, Lee	2
Port St. Lucie, St. Lucie	2
Sand Lake, Orange	2
University Of Central Fl, Seminole	2
Union, Manatee	2
Fort Pierce, Brevard	2
Graceville, Unknown	2
Eatonville, Polk	2
Delray Beach, Broward	2
Bonnie, Dade	2
Marathon Shores, Monroe	2
Miami, Martin	2
Long Beach, Orange	2
New Port Richey, Hillsborough	2
Labelle, Collier	2
Jena, Taylor	2
Lauderhill, Unknown	2
Seguin, Unknown	2
Sunrise, Unknown	2
Tampa, Broward	2
Tarpon Springs, Hillsborough	2
Sarasota, Unknown	2
Port Canaveral, Brevard	2
Plantation Key, Monroe	2
Orlando, St. Lucie	2
Oakland Park, Unknown	2
Orlando, Collier	2
Marysville, Dade	2
Callahan, Duval	2
Cross Key, Monroe	2
Cibolo, Orange	2
Claysville, Hernando	2
Dade City, Unknown	2
Crescent Beach, Sarasota	2

COVID-19: characteristics of 1,803,893 Florida resident cases

Data through Feb 15, 2021 verified as of Feb 16, 2021 at 09:25 AM

Data in this report are provisional and subject to change.

The table below includes the cities and counties of residence for cases in Florida residents based on the patient's ZIP Code. Note that city is not always received as part of the initial notification and may be missing while the case is being investigated.

City and county	Cases
Defuniak Springs, Okaloosa	2
Defuniak Springs, Unknown	2
Tampa, Hernando	2
Summerfield, Unknown	2
Sharpes, Brevard	2
Saint Lucie Village, St. Lucie	2
Sebring, Desoto	2
Ormond Beach, Flagler	2
Panama City, Unknown	2
Pembroke Pines, Dade	2
Vero Beach, Unknown	2
Wauchula, Desoto	2
Yeehaw, Okeechobee	2
Marina Del Rey, Broward	2
Melrose, Clay	2
Mesa, Unknown	2
Longview, Dade	2
Noma, Holmes	2
Missing, Osceola	2
Jacksonville Naval Hospital, Duval	2
Jacksonville, Nassau	2
Hosford, Calhoun	2
Aventura, Broward	2
000000, Unknown	2
Champions Gate, Osceola	2
Saint Marys, Nassau	2
Windermere, Lake	2
Wacissa, Jefferson	2
Sutton, Pasco	2
Tampa, Unknown	2
Port Saint Lucie, Palm Beach	2
Red Bay, Holmes	2
Fort Lauderdale, Alachua	2
Deerfield Beach, Unknown	2
Doral, Unknown	2
Brooklyn, Broward	2
Cross City, Taylor	2
Carl Fisher, Dade	2
Jupiter, Dade	2
Homeless, Hillsborough	2
Lakeland, Unknown	2
Micanopy, Marion	2
Lecanto, Marion	2
Miami Shores, Broward	2
Maitland, Leon	2
Fort Myers, Collier	2
Fort Pierce, Martin	2
Lake Helen, Orange	2
Clermont, Polk	2
Doctors Inlet, Clay	2
Bonifay, Jackson	2
Bonnie, Sarasota	2
Bronx, Seminole	2
Weston, Dade	2
West Palm Beach, Dade	2
Winter Park, Leon	2
Orlando, Charlotte	2
Redland, Dade	2
Palm Springs North, Dade	2

COVID-19: characteristics of 1,803,893 Florida resident cases

Data through Feb 15, 2021 verified as of Feb 16, 2021 at 09:25 AM

Data in this report are provisional and subject to change.

The table below includes the cities and counties of residence for cases in Florida residents based on the patient's ZIP Code. Note that city is not always received as part of the initial notification and may be missing while the case is being investigated.

City and county	Cases
Olustee, Baker	2
Orlando, Santa Rosa	2
Missing, Hernando	2
None, Dade	2
Navarre, Okaloosa	2
Mount Pleasant, Gadsden	2
Seven Springs, Pasco	2
Upper Key Largo, Monroe	2
University Of Central Florida, Brevard	2
West Villages, Sarasota	2
Zellwood, Lake	2
Blountstown, Jackson	2
Alligator Point, Franklin	2
Bradington, Manatee	2
Coconut Creek, Unknown	2
Hallandale Beach, Dade	2
Crawfordville, Leon	2
Eatonville, Lake	2
Lutz, Pinellas	2
Los Angeles, Okaloosa	2
Lawtey, Union	2
Madison, Unknown	2
Maitland, Pasco	2
Chipley, Jackson	2
Amelia City, Nassau	2
Apopka, Unknown	2
Alligator Point, Wakulla	2
Florida Power & Light Co, Dade	2
University Of Central Florida, Broward	2
Orlando, Okaloosa	2
Miamt, Dade	2
Ocala, Unknown	2
Ridge Manor Estates, Sumter	2
Saint Teresa, Wakulla	2
Wekiwa Springs, Seminole	2
Wimauma, Manatee	2
Provo, Broward	2
Portland, Unknown	2
Moore Haven, Hendry	2
University Of Central Florida, Palm Beach	2
University Of Central Florida, Pinellas	2
Sumatra, Liberty	2
Maitland, Lake	2
Hialeah Lakes, Dade	2
Hialeah, Orange	2
Naples, Broward	2
Cassadaga, Volusia	2
Fort Walton Beach, Walton	2
Dunnellon, Levy	2
Downers Grove, St. Lucie	1
Duke Field Air Force Station, Okaloosa	1
Export, Palm Beach	1
Fdsf, Unknown	1
Felda, Palm Beach	1
Flagler Beach, Volusia	1
Flomaton, Escambia	1
Flora, Lee	1
Fresno, Pasco	1
Fort Myers, Lake	1

COVID-19: characteristics of 1,803,893 Florida resident cases

Data through Feb 15, 2021 verified as of Feb 16, 2021 at 09:25 AM

Data in this report are provisional and subject to change.

The table below includes the cities and counties of residence for cases in Florida residents based on the patient's ZIP Code. Note that city is not always received as part of the initial notification and may be missing while the case is being investigated.

City and county	Cases
Green, Clay	1
Greensburg, Orange	1
Greenville, Monroe	1
Gulf Shores, Escambia	1
Fruitland Park, Sumter	1
Fwb, Unknown	1
Gainesville, Marion	1
Gastonia, Polk	1
Clearwater, Highlands	1
Clermont, Unknown	1
Columbia, Orange	1
Coral Gables, Unknown	1
Coral Springs, Unknown	1
Cornelius, Leon	1
Crestview, Dade	1
Dade City, Polk	1
Dania, Unknown	1
Darien, Pasco	1
Arcadia, Charlotte	1
Aspen, Palm Beach	1
Atlanta, Broward	1
Aurburndale, Polk	1
Aventura, Unknown	1
Azalea Park, Sarasota	1
Bartow, Unknown	1
Boca Rotan, Unknown	1
Alpharetta, Alachua	1
Apalachicola, Leon	1
Brooksville, Columbia	1
Bryn Mawr, Collier	1
Canfield, Duval	1
Naugatuck, Lee	1
Myakka, Duval	1
North Little Rock, Palm Beach	1
New Vernon, Sarasota	1
New York, Broward	1
Northville, Broward	1
Ocala, Indian River	1
Ocoee, Broward	1
Orlando, Orange	1
Ocoee, Polk	1
Monessen, Palm Beach	1
Missing, Columbia	1
Missing, Baker	1
Middleburg, Unknown	1
Minneapolis, Broward	1
Hilliard, Dade	1
Hollywood, Leon	1
Holt, Unknown	1
Homestead, Monroe	1
Humble, Broward	1
Havanna, Gadsden	1
Lake City, Volusia	1
Jan Phyl Village, Polk	1
Killarney, Orange	1
Knoxville, Duval	1
Maitland, Unknown	1
Melbourne, Orange	1
Metter, Volusia	1

COVID-19: characteristics of 1,803,893 Florida resident cases

Data through Feb 15, 2021 verified as of Feb 16, 2021 at 09:25 AM

Data in this report are provisional and subject to change.

The table below includes the cities and counties of residence for cases in Florida residents based on the patient's ZIP Code. Note that city is not always received as part of the initial notification and may be missing while the case is being investigated.

City and county	Cases
Miami Beach, Palm Beach	1
Miami Granders, Dade	1
Lakeland, Pasco	1
Lakewood, Unknown	1
Los Angeles, Polk	1
Sumter Ville, Unknown	1
Tallahassee, Escambia	1
Telluride, Lee	1
Tinley Park, Lee	1
University Of Central Fl, Dade	1
Stockbridge, Leon	1
Sullivans Island, Dade	1
Tampa, Dade	1
Tampa, Jackson	1
Tampa, Lee	1
Saint Petersburg, Dade	1
San Juan, Osceola	1
San Pedro Sula, Dade	1
Sandy, Duval	1
South Otselic, Dade	1
Sevierville, Dade	1
Southampton, Palm Beach	1
Springhill, Unknown	1
Opa Locka, Unknown	1
Orem, Nassau	1
Orlando, Highlands	1
Pound Ridge, Leon	1
Richmond Heights, Dade	1
Riverview, Pinellas	1
Rochester, Lee	1
Rosemary Beach, Bay	1
Saint Cloud, Orange	1
Ponce, Orange	1
Port Charlotte Fl, Unknown	1
Plant City, Hendry	1
Plant City, Pinellas	1
Plantation, Unknown	1
Windermere, Polk	1
Winter Park, Lake	1
Wayne, Dade	1
West Simsbury, Collier	1
San Antonio, Dade	1
San Diego, Unknown	1
Republic, Monroe	1
Russellville, Hillsborough	1
Saint Augustine, Okaloosa	1
Steinhatchee, Alachua	1
Sanford, Palm Beach	1
Sebastian, Lake	1
Ridgewood, Broward	1
Riverview, Manatee	1
Roseland, Palm Beach	1
Porter Ranch, Dade	1
Raiford, Bradford	1
Ponte Vedra Beach, Orange	1
Port Orange , Volusia	1
Port Saint Lucie, Indian River	1
Plant City, Unknown	1
Pompano Beach, Alachua	1

COVID-19: characteristics of 1,803,893 Florida resident cases

Data through Feb 15, 2021 verified as of Feb 16, 2021 at 09:25 AM

Data in this report are provisional and subject to change.

The table below includes the cities and counties of residence for cases in Florida residents based on the patient's ZIP Code. Note that city is not always received as part of the initial notification and may be missing while the case is being investigated.

City and county	Cases
Middleburg, Duval	1
Midland, Osceola	1
Miami, Charlotte	1
Miamii, Dade	1
Missing, Wakulla	1
Mumford, Manatee	1
N/A, Duval	1
Naples, Alachua	1
Palm City, Unknown	1
Oviedo, Leon	1
Ocean City, Broward	1
Old Town, Gilchrist	1
Opa Locka, Polk	1
Orem, Sarasota	1
Orem, Unknown	1
University Of Central Florida, Hillsborough	1
Wilbur By The Sea, Volusia	1
Willowbrook, Lee	1
Westerville, Hillsborough	1
Wilton Manors, Dade	1
Winston Salem, Unknown	1
Winter Garden, Hillsborough	1
Woodland Hills, Brevard	1
Village Of Palm Springs, Palm Beach	1
Virginia Beach, Alachua	1
Webster, Pasco	1
Union City, Bradford	1
University Of Central Fl, Pasco	1
Tampa, Escambia	1
Tampa, Manatee	1
Tangerine, Lake	1
Youngstown, Calhoun	1
Yulee, Duval	1
Fort Denaud, Glades	1
Fort Meyers, Lee	1
Everett, Dade	1
Fl State Lot, Leon	1
El Paso, Unknown	1
Eatonville, Seminole	1
Colorado Springs, Unknown	1
Conifer, Lee	1
Destin, Unknown	1
Diamond, Highlands	1
Daniel Island, Bay	1
Altamonte, Orange	1
Alva, Collier	1
333, Unknown	1
Allentown, Putnam	1
Apple Creek, Citrus	1
Amelia Village, Nassau	1
Barefoot Beach, Lee	1
Azalea Park, Osceola	1
Avon, Manatee	1
Aventura, Osceola	1
Chipley, Holmes	1
Chattanooga, Dade	1
Chickasha, Sarasota	1
Boston, Dade	1
Bryn Mawr, Palm Beach	1

COVID-19: characteristics of 1,803,893 Florida resident cases

Data through Feb 15, 2021 verified as of Feb 16, 2021 at 09:25 AM

Data in this report are provisional and subject to change.

The table below includes the cities and counties of residence for cases in Florida residents based on the patient's ZIP Code. Note that city is not always received as part of the initial notification and may be missing while the case is being investigated.

City and county	Cases
Burkeville, Brevard	1
Camden Wyoming, Duval	1
Bear Grass, Palm Beach	1
Mary Esther, Escambia	1
Miami Garden, Unknown	1
Longwood, Orange	1
Lauderdale Hill, Unknown	1
Lehigh Cares, Lee	1
Live Oak, Columbia	1
Loganville, Orange	1
Lake Mary, Lake	1
Knoxville, Escambia	1
Jeffersonville, Broward	1
Hickory, Lee	1
Hilliard, Unknown	1
Homeless, Dade	1
Homer, Escambia	1
Hallandale Ben, Unknown	1
Havana, Leon	1
Fortlauderdale, Unknown	1
Fortwalton Beach, Okaloosa	1
Ft Pierce, Unknown	1
Garland, Orange	1
Leesburg, Marion	1
Lehigh Acres, Dade	1
Lewisburg, Pasco	1
Largo, Unknown	1
Littleton, Dade	1
Lake City, Hamilton	1
La Grange, Dade	1
Homosassa, Hernando	1
Holly Ridge, Orange	1
Homeless, Polk	1
Jerusalem, St. Johns	1
Louisville, Manatee	1
Los Angeles Ca, Unknown	1
Macdill Air Force Base, Hillsborough	1
Margate, Dade	1
Marshall, Dade	1
Mary Esther, Unknown	1
Miami Lakes, Unknown	1
Miami, Hillsborough	1
Miami, Manatee	1
Miami Beach, Broward	1
Middlesburg, Duval	1
Missing, Jackson	1
Davenport, Orange	1
Daytona Beach, Unknown	1
Deland, St. Lucie	1
Deltona, Orange	1
Foley, Escambia	1
Harrison, Pinellas	1
Granada Hills, Broward	1
Guilford, Dade	1
Hailandale, Unknown	1
Fort Myers-, Lee	1
Fort Pierce, Unknown	1
Gainesville, Duval	1
Conway, Leon	1

COVID-19: characteristics of 1,803,893 Florida resident cases

Data through Feb 15, 2021 verified as of Feb 16, 2021 at 09:25 AM

Data in this report are provisional and subject to change.

The table below includes the cities and counties of residence for cases in Florida residents based on the patient's ZIP Code. Note that city is not always received as part of the initial notification and may be missing while the case is being investigated.

City and county	Cases
Cypress, Leon	1
Clermont, Volusia	1
Clewiston, Glades	1
Bridgeport, Dade	1
Bronx, Palm Beach	1
Cartersville, Unknown	1
Altoona, Marion	1
Anaheim, Unknown	1
Argyle, Walton	1
Athens, Duval	1
Bogota, Orange	1
Bradenton, Dade	1
Bradenton, Osceola	1
Zolfo Springs, Polk	1
Westbrook, Dade	1
Wichita, Volusia	1
West Palm Beach, Broward	1
Winder Garden, Orange	1
Windermere, Leon	1
Windermere, Osceola	1
Windermere, Seminole	1
Winter Garden, Broward	1
Winter Park, St. Johns	1
Winter Garden, Pinellas	1
Winter Park, Broward	1
Winter Park, Indian River	1
Winter Park, Lee	1
Tulsa, Orange	1
Sun City Center, Hardee	1
Tiffin, Highlands	1
Venice, Unknown	1
Vernon, Unknown	1
Washington, Unknown	1
Wells, Polk	1
Saint Cloud, Unknown	1
Saint Johns, Unknown	1
Shelton, Manatee	1
Tallahassee, Duval	1
Tallahassee, Unknown	1
Tampa, Palm Beach	1
Tavares, Marion	1
Spring Hill , Hernando	1
Spring Hill, Dade	1
Starke, Clay	1
Stone Mountain, Palm Beach	1
Navarre, Dade	1
New Orleans, Palm Beach	1
Newark, Broward	1
Newburgh, Bay	1
North Pole, Seminole	1
North Port, Lee	1
Old Town, Alachua	1
Ona, Manatee	1
Oooooo, Unknown	1
Ocoee, Osceola	1
Okeechobee, Broward	1
Orlando, Columbia	1
Orlando, Indian River	1
Orem, Broward	1

COVID-19: characteristics of 1,803,893 Florida resident cases

Data through Feb 15, 2021 verified as of Feb 16, 2021 at 09:25 AM

Data in this report are provisional and subject to change.

The table below includes the cities and counties of residence for cases in Florida residents based on the patient's ZIP Code. Note that city is not always received as part of the initial notification and may be missing while the case is being investigated.

City and county	Cases
Ormond Beach, Unknown	1
Oviedo, Brevard	1
Orlando, Sarasota	1
Saint Petersburg, St. Lucie	1
Sandford, Seminole	1
Sarasota, Flagler	1
Saxis, Lee	1
Sebring, Lee	1
Rye, Duval	1
Rex, Duval	1
Parker, Dade	1
Parker, Leon	1
Pacifica, Dade	1
Palm Coast, Alachua	1
Palm Coast, Polk	1
Port Everglades, Broward	1
Peoria, Unknown	1
Plantation, Orange	1
Pompano Beach, Martin	1
New Richmond, Volusia	1
Oakland, Leon	1
Ocala, Alachua	1
Okeechobee, St. Lucie	1
North Canton, Palm Beach	1
Opalocka, Dade	1
Orlando, Union	1
Oviedo, Seminole	1
Oxford, Palm Beach	1
Panama City, Walton	1
Palm Coast, Duval	1
Perry, Leon	1
Rio Dell, Volusia	1
Rochelle, Volusia	1
Port Orange, Unknown	1
Port Saint Lucie, Orange	1
Provincetown, Collier	1
Shannon, Collier	1
Soldotna, Broward	1
Saint Cloud, Lee	1
Saint Johns, Orange	1
San Antonio, Sarasota	1
San Antonio, Unknown	1
Sanford, Volusia	1
Spring Park, Alachua	1
Steinhatchee, Madison	1
South Burlington, Orange	1
Tangerine, Seminole	1
Tewksbury, Orange	1
Toms River, Dade	1
Winter Park, Osceola	1
Wood River, Polk	1
Worcester, Palm Beach	1
Winter Park, Alachua	1
Wesley Chapel, Alachua	1
Wheaton, Lee	1
Wilmington, Broward	1
Umatilla, Alachua	1
University Of Central Florida, Monroe	1
Virginia Beach, Hernando	1

COVID-19: characteristics of 1,803,893 Florida resident cases

Data through Feb 15, 2021 verified as of Feb 16, 2021 at 09:25 AM

Data in this report are provisional and subject to change.

The table below includes the cities and counties of residence for cases in Florida residents based on the patient's ZIP Code. Note that city is not always received as part of the initial notification and may be missing while the case is being investigated.

City and county	Cases
Waco, Broward	1
Washington, Broward	1
Bryant, Alachua	1
Boca Raton, Unknown	1
Bohealia, Lee	1
Buffalo, Palm Beach	1
Carol Stream, Orange	1
Castleberry, Escambia	1
Charlotte, Pasco	1
Arlington, Dade	1
Apo, Pasco	1
Apopka, Flagler	1
99, Unknown	1
Alanson, Bay	1
Aollywoss, Dade	1
Blowing Rock, Polk	1
Belleair, Hillsborough	1
Dorchester, Orange	1
Deland, Polk	1
Cumberland, Palm Beach	1
Dade City, Hillsborough	1
Estero, Collier	1
Fanning Springs, Levy	1
Clear Brook, Lee	1
Crestview, Holmes	1
Columbus, Brevard	1
Cookeville, Seminole	1
Dallas, Lee	1
De Leon Springs, Putnam	1
Dearborn, Lee	1
Jupiter, Unknown	1
Kingsland, Duval	1
Kissimmee, Brevard	1
Jamaica, Broward	1
Jersey City, Polk	1
Gainesville, Baker	1
Gilmer, Dade	1
Jacksonville, Manatee	1
Haverford, Hillsborough	1
Herrin, Orange	1
Los Angeles, Palm Beach	1
Marianna, Calhoun	1
Miami, Collier	1
Miami, St. Lucie	1
Marina Del Rey, Dade	1
Marshall, Palm Beach	1
Melrose, Alachua	1
Miamf, Dade	1
Miami G, Dade	1
Lemoyne, Manatee	1
Lawrence Township, Palm Beach	1
Lyndhurst, Broward	1
Magnolia Square, Osceola	1
Maitland, Alachua	1
Lake Placid, Alachua	1
Lake Worth Beach, Broward	1
Lander, Citrus	1
Las Vegas, Orange	1
Mckinney, Broward	1

COVID-19: characteristics of 1,803,893 Florida resident cases

Data through Feb 15, 2021 verified as of Feb 16, 2021 at 09:25 AM

Data in this report are provisional and subject to change.

The table below includes the cities and counties of residence for cases in Florida residents based on the patient's ZIP Code. Note that city is not always received as part of the initial notification and may be missing while the case is being investigated.

City and county	Cases
Miamc, Dade	1
Missing, Okeechobee	1
Monroe Township, Palm Beach	1
Moore Haven, Okeechobee	1
Morrisville, Unknown	1
Lake Butler, Alachua	1
Las Vegas, Palm Beach	1
Ldhl, Broward	1
Longwood, Volusia	1
Lehigh Acres, Collier	1
Lincoln, St. Lucie	1
Little Neck, Lee	1
Homeless, Monroe	1
Homeless, Pinellas	1
Hudson, Hernando	1
Hoclywsod, Dade	1
Holiday, Pinellas	1
Indian Rocks Beach, Duval	1
Indiantown, Palm Beach	1
Inglewood, Sarasota	1
Inverness, Marion	1
Inwood, Broward	1
Irvine, Marion	1
Istachatta, Hernando	1
Jupiter, St. Lucie	1
Kenilworth, Leon	1
Jacksonville, Orange	1
Jefferson, Dade	1
Jonesboro, Leon	1
Key West, Duval	1
Keys West, Unknown	1
Kingsland, Nassau	1
Knoxville, Bay	1
Carmel, Orange	1
Cedar Springs, Hernando	1
Chicago, Unknown	1
Coconut Ck, Unknown	1
Dallas, Hernando	1
Dayton, Lake	1
Daytona Beach, Pinellas	1
Dearborn, Broward	1
Deer Park, Dade	1
Brooklyn, Dade	1
Brooklyn, Lee	1
Caracas, Dade	1
Boston, Broward	1
Bel Air, Collier	1
O, Manatee	1
Alachua, Duval	1
Alpharetta, Broward	1
Apopka, Clay	1
Asheville, Highlands	1
Astoria, Broward	1
Bartow, Hardee	1
Downingtown, Hillsborough	1
Dpo, Santa Rosa	1
Dunedin, Unknown	1
Deerfield, Dade	1
Deland, Seminole	1

COVID-19: characteristics of 1,803,893 Florida resident cases

Data through Feb 15, 2021 verified as of Feb 16, 2021 at 09:25 AM

Data in this report are provisional and subject to change.

The table below includes the cities and counties of residence for cases in Florida residents based on the patient's ZIP Code. Note that city is not always received as part of the initial notification and may be missing while the case is being investigated.

City and county	Cases
Deltona, Seminole	1
Fort Lauderdale, Leon	1
Fort Myers, Sarasota	1
Fort Pierce, Palm Beach	1
Fort White, Clay	1
East Palatka, Hillsborough	1
Eastpoint, Leon	1
Garden City, Alachua	1
Gaylord, Orange	1
Gotcha, Orange	1
Greensburg, Palm Beach	1
Hallandale, Unknown	1
Haines City, Osceola	1
Hernando, Marion	1
Hialeah, Collier	1
Helen, Bay	1
Saint Joseph, Volusia	1
Russellville, Bay	1
Saint Cloud, Palm Beach	1
Prattville, Hillsborough	1
Prestonsburg, Bay	1
Quincy, Jackson	1
Rapid City, Broward	1
Piasa, Putnam	1
Suitland, Volusia	1
Sunbright, Palm Beach	1
San Antonio, Orange	1
Sanford, Unknown	1
Seminole, Leon	1
Shalimar, Unknown	1
Shirley, Flagler	1
Oldsmar, Hillsborough	1
North Palm Beach, Orange	1
Northport, Sarasota	1
Oakland, Lee	1
Milford, Lee	1
Myakka City, Sarasota	1
New Middletown, Hillsborough	1
New Port Richey, Pinellas	1
New Port Richey, Unknown	1
Newberry, Marion	1
Orlo Vista, Orange	1
Other, Dade	1
Palm Beach Gardens, Unknown	1
Palmetto Bay, Palm Beach	1
Palmetto, Pasco	1
Pass-A-Grille Beach, Pinellas	1
Pembroke Lakes, Broward	1
Tavares, Orange	1
Tequesta, Martin	1
Topsham, Manatee	1
Town Of Nocatee, St. Johns	1
Troy, Manatee	1
Unkn, Duval	1
Syracuse, Polk	1
Tallahassee, Dade	1
Tamarac, Dade	1
Waipahu, Santa Rosa	1
Ward, Polk	1

COVID-19: characteristics of 1,803,893 Florida resident cases

Data through Feb 15, 2021 verified as of Feb 16, 2021 at 09:25 AM

Data in this report are provisional and subject to change.

The table below includes the cities and counties of residence for cases in Florida residents based on the patient's ZIP Code. Note that city is not always received as part of the initial notification and may be missing while the case is being investigated.

City and county	Cases
Wellborn, Columbia	1
West Apim Beach, Palm Beach	1
West Yarmouth, St. Lucie	1
Venetian Islands, Dade	1
Winter Garden, Duval	1
Woodbine, Nassau	1
Yulee, St. Johns	1
Zephyrhills, Hillsborough	1
Cincinnati, Dade	1
Crossings, Unknown	1
Dfafs, Okaloosa	1
Davenport, Lake	1
Davie, Unknown	1
Dayton, Orange	1
Edgewood, Broward	1
Elkton, Putnam	1
Floral, Okaloosa	1
Armstrong, St. Johns	1
Atl, Brevard	1
Alva, Escambia	1
Andalusia, Escambia	1
Arcadia, Highlands	1
Baker, Santa Rosa	1
Belleville, Palm Beach	1
Belmont, Santa Rosa	1
Blountstown, Broward	1
Bronson, Alachua	1
Brooker, Alachua	1
Bradenton, Clay	1
Brandon, Pinellas	1
Bonita, Lee	1
Bocaraten, Palm Beach	1
Hudson, Pinellas	1
Hoosick Falls, Broward	1
Indian Rock Beach, Palm Beach	1
Interlachen, Duval	1
Kure Beach, Monroe	1
Lakeland, Palm Beach	1
Gibsonton, Unknown	1
Gainesville, Okaloosa	1
Gainesville, Unknown	1
Hialeahgardens, Dade	1
Hiram, Leon	1
Greenbrier, Bay	1
Groveland, Orange	1
Monroe, Hillsborough	1
New Vernon, Palm Beach	1
Oldsray, Manatee	1
Longwood, Broward	1
Lucedale, St. Lucie	1
Maccleddy, Duval	1
Mantua, Broward	1
Middletown, Osceola	1
Mayaguez, Dade	1
Westlake Village, Unknown	1
Watersound, Bay	1
White Plains, Broward	1
Whites Creek, Leon	1
Windermere, Volusia	1

COVID-19: characteristics of 1,803,893 Florida resident cases

Data through Feb 15, 2021 verified as of Feb 16, 2021 at 09:25 AM

Data in this report are provisional and subject to change.

The table below includes the cities and counties of residence for cases in Florida residents based on the patient's ZIP Code. Note that city is not always received as part of the initial notification and may be missing while the case is being investigated.

City and county	Cases
Wtixrat, Dade	1
Ventura, Orange	1
Unk, Duval	1
Unknown Out Of Area, St. Lucie	1
Pembroke Pines, Orange	1
Pensacola, Sumter	1
Palm Coast, Unknown	1
Paducah, Manatee	1
Orlando, Jackson	1
North Laud, Unknown	1
Ocoee, Unknown	1
Perth Amboy, Hillsborough	1
Port Orange, Brevard	1
Powell, Lee	1
Puerto Rico, Unknown	1
Punta Gorda, Unknown	1
Randolph, Orange	1
Rivera Beach, Palm Beach	1
Saint Augustine, Flagler	1
Seffenner, Hillsborough	1
Seminole, Lee	1
Saint Petersburg, Charlotte	1
Sunrtise, Dade	1
Tallahassee, Gadsden	1
Tallahassee, Madison	1
University Of Central Florida, Lee	1
Trenton, Dixie	1
Unknown, Unknown	1
Toms River, Lee	1
Tourist, Dade	1
Daytona Beach, Orange	1
Deerfield Beach, Polk	1
Crestview, Broward	1
Dalecity, Okaloosa	1
Clearwater, Leon	1
Crystal River, Marion	1
Crystal River, Unknown	1
Fellsmere, Brevard	1
Fleming Island, Duval	1
Florida City, Unknown	1
Fort Lauderdale, Collier	1
El Dorado, Palm Beach	1
East Setauket, Palm Beach	1
Canton, Duval	1
Charlotte, Alachua	1
Cantonment, Santa Rosa	1
Cape Coral, Unknown	1
Bryceville, Duval	1
Bradenton, Lee	1
Boca Raton, Dade	1
Boca Raton, Madison	1
Bogota, Unknown	1
Atlanta, Walton	1
Attalla, Broward	1
Auburn, Palm Beach	1
Autaville, Broward	1
Apopka, Volusia	1
Alachua, Suwannee	1
Alafaya, Broward	1

COVID-19: characteristics of 1,803,893 Florida resident cases

Data through Feb 15, 2021 verified as of Feb 16, 2021 at 09:25 AM

Data in this report are provisional and subject to change.

The table below includes the cities and counties of residence for cases in Florida residents based on the patient's ZIP Code. Note that city is not always received as part of the initial notification and may be missing while the case is being investigated.

City and county	Cases
Alafaya, Pinellas	1
Merrick, Palm Beach	1
Metter, Manatee	1
Miamiardens, Unknown	1
Miamksaohes, Dade	1
Miami Dade, Unknown	1
Lake Clarke Shores, Palm Beach	1
Lake Forest, Collier	1
Macclenny, Dixie	1
Madison, Jefferson	1
Maitland, Collier	1
Key West, Palm Beach	1
Kilgore, Dade	1
Jupiter Inlet, Palm Beach	1
Jzx, Unknown	1
Land O Lakes, Unknown	1
Landolakes, Unknown	1
Lawton, Okaloosa	1
Levittown, Palm Beach	1
Lima, Manatee	1
Lima, Volusia	1
Gainesville, Levy	1
Glen Cove, Unknown	1
Glen Saint Mary, Duval	1
Golden Oak, Hillsborough	1
Greensboro, Leon	1
Jacksonville, Baker	1
Jacksonville, Marion	1
Irmo, Unknown	1
Immokalee, Walton	1
Orlando, Gadsden	1
Orlando, Hernando	1
Orlando, St. Johns	1
Orem, Dade	1
Orlando, Citrus	1
Ocala, Duval	1
Okeechobi, Unknown	1
Monument, Broward	1
Mokena, Lee	1
Morrisville, Palm Beach	1
North Brunswick, St. Lucie	1
North Grafton, Dade	1
North Lauderdale, Unknown	1
North Porte, Unknown	1
Notrealville, Polk	1
Orlando, Walton	1
Oviedo, Lake	1
Pensacola, Dade	1
Panomo City, Bay	1
Parrish, Sarasota	1
Plantation, Leon	1
Pooler, Broward	1
Port St. Lucie, Unknown	1
Punta Gorda, Sarasota	1
Putnam, Putnam	1
Rye, Palm Beach	1
Ridgewood, Lee	1
Roayl Palm Beach, Palm Beach	1
Roseville, Broward	1

COVID-19: characteristics of 1,803,893 Florida resident cases

Data through Feb 15, 2021 verified as of Feb 16, 2021 at 09:25 AM

Data in this report are provisional and subject to change.

The table below includes the cities and counties of residence for cases in Florida residents based on the patient's ZIP Code. Note that city is not always received as part of the initial notification and may be missing while the case is being investigated.

City and county	Cases
Saint Petersburg, Bay	1
San Marcos, Unknown	1
Twentynine Palms, Broward	1
Surprise, Unknown	1
Syracuse, Unknown	1
St Cloud, Orange	1
St Helena Is, Dade	1
Vernon, Walton	1
West Miami, Unknown	1
Waukesha, Volusia	1
Venezuela, Unknown	1
Whippany, Volusia	1
Xifamk, Dade	1
Windermere, Alachua	1
Winfield, Hillsborough	1
Winter Garden, Unknown	1
Winter Park, Brevard	1
Winter Park, Unknown	1
Lake Worth, Unknown	1
Litchfield Park, Monroe	1
Littleton, St. Johns	1
Jupiter, Pinellas	1
Kansas City, Palm Beach	1
Lake Como, Nassau	1
Lake In The Hills, Broward	1
Gwynn Oak, Polk	1
Indianapolis, Lee	1
Newaygo, Charlotte	1
New Canaan, Dade	1
Na, Dade	1
Naples, Leon	1
Melbourne, Volusia	1
Mattoon, Lee	1
Milford, Bay	1
Milford, Unknown	1
Los Angeles, Orange	1
Maitland, Palm Beach	1
Marianna, Leon	1
Marianna, Washington	1
Mary Esther, Hillsborough	1
Bonnie, St. Johns	1
Boys Ranch, Suwannee	1
Brownsville, Escambia	1
Bryant, Palm Beach	1
Clearwater, Hillsborough	1
Coal City, Pasco	1
Celebration, Orange	1
Chicago, Broward	1
Choctaw Beach, Unknown	1
8852 Teacher Ln, Pasco	1
Addison, Pasco	1
Apopka, Citrus	1
Apopka, Hillsborough	1
Arabi, Orange	1
Austin, Dade	1
Belleair Bluffs, Unknown	1
Apo, Collier	1
Big Torch Key, Monroe	1
Black, Holmes	1

COVID-19: characteristics of 1,803,893 Florida resident cases

Data through Feb 15, 2021 verified as of Feb 16, 2021 at 09:25 AM

Data in this report are provisional and subject to change.

The table below includes the cities and counties of residence for cases in Florida residents based on the patient's ZIP Code. Note that city is not always received as part of the initial notification and may be missing while the case is being investigated.

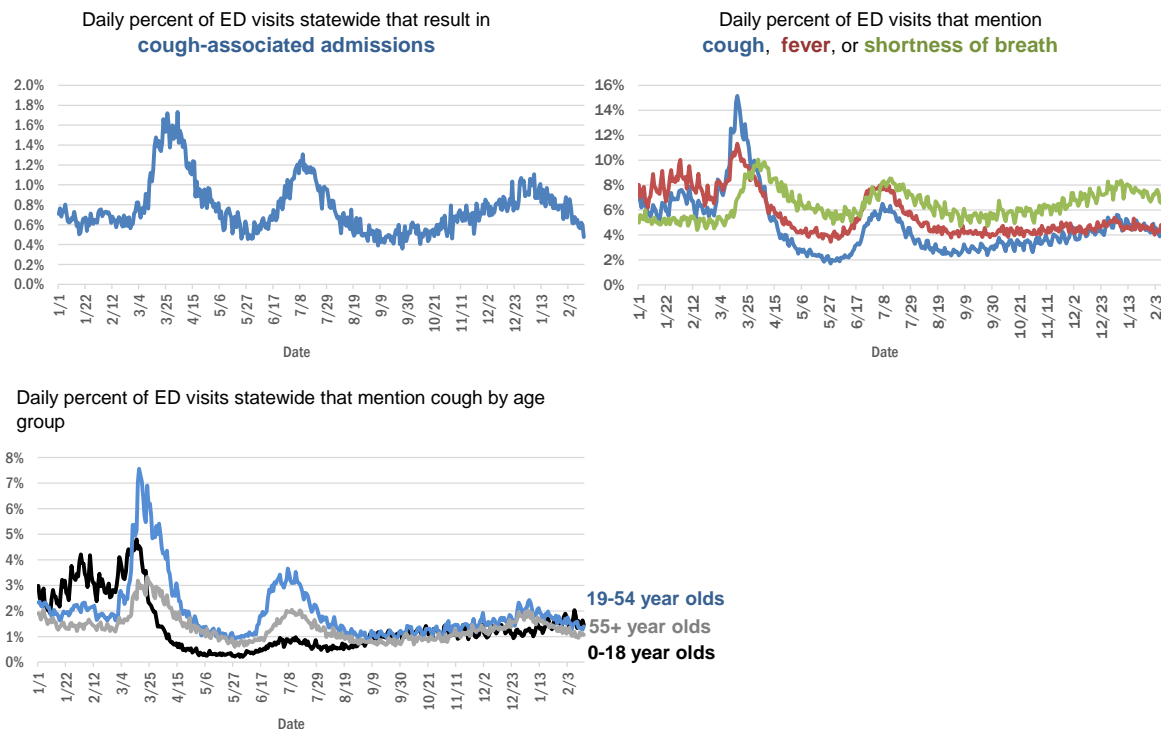
City and county	Cases
Boca Raton, Lee	1
Bonifay, Unknown	1
Crescent City, Marion	1
Crestview, Unknown	1
Commerce Township, Manatee	1
Crawfordville, Alachua	1
Denton, Broward	1
Destin, Bay	1
Eureka, Flagler	1
Evansville, Citrus	1
Fort Worth, Broward	1
Franklin, Orange	1
Frostproof, Highlands	1
Gainesville, Palm Beach	1
Gainesville, Santa Rosa	1
Tavares, Unknown	1
Temple, Palm Beach	1
Surfside Beach, Orange	1
Tampa, Duval	1
Summerdale, Escambia	1
Sun City Center, Lee	1
Saint Charles, Orange	1
St Peterburg, Orange	1
Stiamk, Dade	1
Scottsdale, Brevard	1
Roswell, Bay	1
Ruskin, Dade	1
Ruskin, Manatee	1
Saint Petersburg, Duval	1
Saint Petersburg, Manatee	1
Port Saint Lucie, Marion	1
Port St Luice, Unknown	1
Pompano Beach, Osceola	1
Pensacola Naval Hospital, Escambia	1
Plymouth, Pasco	1
Pass-A-Grille, Pinellas	1
Oviedo, Orange	1
Pace, Escambia	1
Painted Post, Pasco	1
Palatka, Marion	1
Okeechobee, Unknown	1
North Port, Charlotte	1
Winter Springs, Polk	1
Youngstown, Washington	1
Winnetka, Dade	1
Winter Garden, Osceola	1
Winter Haven, Osceola	1
Winter Park, Duval	1
Winter Park, Palm Beach	1
Weston, Unknown	1
Wildwood, Lee	1
West Hollywood, Broward	1
Waverly, Duval	1
Wabasha, Clay	1
Unknown, Duval	1
Upland, Manatee	1
Total	1,803,893

COVID-19: additional surveillance information

Data through Feb 15, 2021 verified as of Feb 16, 2021 at 09:25 AM

Data in this report are provisional and subject to change.

Statewide emergency department (ED) chief complaint and admission data



The Electronic Surveillance System for the Early Notification of Community-Based Epidemics (ESSENCE-FL) includes chief complaint data from 211 of 211 Florida EDs. Data are transmitted electronically to ESSENCE-FL daily or hourly.

COVID-19: testing by laboratory

Data through Feb 15, 2021 verified as of Feb 16, 2021 at 09:25 AM

Data in this report are provisional and subject to change.

The numbers in the table below represent the number of Florida and non-Florida residents for whom test results were received by the Department of Health. A person can be tested by more than one laboratory and can have both positive and negative results. **Therefore, the sum of the numbers in each column will be larger than the total number of people tested.**

Reporting lab	Inconclusive	Negative	Positive	Percent positive	Total
LABORATORY CORPORATION OF AMERICA	2,470	1,530,421	209,591	12%	1,742,482
CURATIVE LABS	13,258	1,398,871	211,173	13%	1,623,302
QUEST DIAGNOSTICS	11,368	1,313,465	194,438	13%	1,519,271
BIO REFERENCE LABORATORIES, INC	7,561	893,516	171,833	16%	1,072,910
HELIX	7,702	562,564	99,308	15%	669,574
REALTOX LABS LLC	6,120	568,762	93,259	14%	668,141
GENETWORX	661	390,602	32,958	8%	424,221
NOMI_HEALTH	2,037	343,290	50,803	13%	396,130
RCA LABORATORY SERVICES, LLC		354,192	37,935	10%	392,127
CDR MAGUIRE - HEALTH CARE CENTER		338,627	51,530	13%	390,157
EAST FLORIDA STATE COLLEGE - BREVARD		212,887	26,986	11%	239,873
IMPACT HEALTH BIOMETRIC TESTING, INC	1,020	207,959	24,241	10%	233,220
BPHL-JACKSONVILLE	18	169,192	30,134	15%	199,344
NOMI HEALTH LAB SERVICES		172,679	19,816	10%	192,495
PWNHEALTH	1,162	154,842	21,488	12%	177,492
CB SMITH PARK		150,117	18,794	11%	168,911
MAKO GENOMICS	7,381	132,758	24,314	15%	164,453
ADVENTHEALTH LAB	99	145,168	18,975	12%	164,242
FULGENT DIAGNOSTICS LABORATORY	2,909	134,989	14,962	10%	152,860
MAYO CLINIC LABORATORIES	328	133,427	17,085	11%	150,840
ELABNETWORK	1,059	137,120	11,699	8%	149,878
BPHL-MIAMI	225	124,273	21,142	15%	145,640
BAYCARE LABORATORIES LLC	555	121,258	10,843	8%	132,656
MEMORIAL REGIONAL HOSPITAL SOUTH	25	106,570	21,961	17%	128,556
NORTHWEST LABORATORY	246	121,054	6,473	5%	127,773
ASCENSION SACRED HEART HOSPITAL - PENSACOLA	2	108,075	17,271	14%	125,348
BIOCOLLECTIONS WORLDWIDE, INC	729	105,905	13,218	11%	119,852
ORLANDO HEALTH SYSTEM	677	106,750	11,241	9%	118,668
ADVENT HEALTH LAB	112	101,260	13,956	12%	115,328
MEDICAL DIAGNOSTIC LABORATORIES	973	98,516	14,211	12%	113,700
UF HEALTH MEDICAL LAB	33	93,002	8,739	9%	101,774
BPHL-TAMPA (SPECTRUM BLVD)	45	84,747	15,778	16%	100,570
AKESOGEN		84,158	16,283	16%	100,441
PALM BEACH BALLPARK		90,689	9,723	10%	100,412
TESTING MATTERS INC	458	84,313	14,104	14%	98,875
KORVALABS, INC	1,285	91,428	4,696	5%	97,409
TAMPA GENERAL HOSPITAL	4	85,802	8,295	9%	94,101
DIATHERIX LABORATORIES (VRL EUROFINS)		80,896	12,176	13%	93,072
SUNPATH MEDICAL DIAGNOSTICS LABORATORY	794	76,516	11,819	13%	89,129
AEGIS SCIENCES CORPORATION	752	69,747	12,655	15%	83,154
BAPTIST HEALTH SOUTH FLORIDA	335	69,956	11,062	14%	81,353
ASCENSION ST VINCENT'S - RIVERSIDE	1	65,421	9,675	13%	75,097
JACKSON MEMORIAL HOSPITAL CLINICAL LAB	79	57,812	10,794	16%	68,685
LAKELAND REGIONAL MEDICAL CENTER	129	59,621	8,022	12%	67,772
SOUTH MIAMI HOSPITAL LAB	392	58,745	8,593	13%	67,730
AMERICAN HEALTH ASSOCIATES	9	57,183	5,061	8%	62,253

COVID-19: testing by laboratory

Data through Feb 15, 2021 verified as of Feb 16, 2021 at 09:25 AM

Data in this report are provisional and subject to change.

The numbers in the table below represent the number of Florida and non-Florida residents for whom test results were received by the Department of Health. A person can be tested by more than one laboratory and can have both positive and negative results. **Therefore, the sum of the numbers in each column will be larger than the total number of people tested.**

Reporting lab	Inconclusive	Negative	Positive	Percent positive	Total
UF HEALTH SHANDS HOSPITAL	446	56,662	4,275	7%	61,383
AIT LABORATORIES		50,242	6,149	11%	56,391
INGENIOUS PERSONALIZED MEDICINE	182	45,642	9,614	17%	55,438
ARUP LABORATORIES	16	50,055	2,921	6%	52,992
APPLIED INGENUITY DIAGNOSTICS LLC		47,589	2,153	4%	49,742
BAPTIST HEALTH - JACKSONVILLE	4	44,627	3,739	8%	48,370
TALLAHASSEE MEMORIAL HOSPITAL	231	41,485	5,280	11%	46,996
GENESIS REFERENCE LABORATORIES		41,501	4,784	10%	46,285
VIRACOR EUROFINS		35,466	9,810	22%	45,276
SARASOTA MEMORIAL HOSPITAL MAIN LAB	12	38,343	3,456	8%	41,811
BROWARD GENERAL MEDICAL CENTER-CLINICAL LAB	2	36,359	3,968	10%	40,329
MILLENNIUM PHYSICIAN GROUP	17	32,812	6,372	16%	39,201
NICKLAUS CHILDREN'S HOSPITAL	66	33,752	4,797	12%	38,615
FLORIDA HOSPITAL - TAMPA	37	35,387	3,100	8%	38,524
ADVENTIST HEALTH SYSTEMS SUNBELT INC DBA		34,295	3,919	10%	38,214
LEE HEALTH - CAPE CORAL HOSPITAL	3	32,287	5,370	14%	37,660
ORANGE COUNTY CONVENTION CENTER		33,330	3,694	10%	37,024
UNIVERSITY OF MIAMI HOSPITAL	123	33,144	3,503	10%	36,770
MIAMI DADE COUNTY		32,093	3,528	10%	35,621
UF HEALTH JACKSONVILLE	48	31,410	3,755	11%	35,213
DWIC OF TAMPA BAY INC		31,398	3,747	11%	35,145
WALGREENS	34	28,961	5,359	16%	34,354
ECCO LAB GROUP CO	496	29,168	4,534	13%	34,198
MINUTECLINIC LLC		26,588	4,899	16%	31,487
MEDFAST URGENT CARE CENTERS, LLC	19	25,858	3,994	13%	29,871
NORTH FLORIDA REGIONAL MEDICAL CENTER		26,412	3,277	11%	29,689
MOUNT SINAI MEDICAL CENTER	10	26,118	2,877	10%	29,005
ST JOSEPHS HOSPITAL LABORATORY	23	25,535	3,404	12%	28,962
JUPITER MEDICAL CENTER LAB	78	26,154	2,531	9%	28,763
BRANDON REGIONAL HOSPITAL		25,194	3,367	12%	28,561
STS LAB 2 LLC	6	25,899	1,316	5%	27,221
INTEGRATED REGIONAL LABORATORIES LLP	1	22,580	3,717	14%	26,298
JFK MEDICAL CENTER LAB	1	22,881	2,990	12%	25,872
PALMETTO GENERAL HOSPITAL LAB	3	21,358	4,425	17%	25,786
WATSON CLINIC LLP		20,189	4,742	19%	24,931
NIGHT LITE PEDIATRIC CENTER LLC		21,953	2,516	10%	24,469
GENESIS MEDICAL LABORATORY	305	19,936	3,841	16%	24,082
ACCESS DX LABORATORY	218	21,657	2,068	9%	23,943
MALABAR MEDICAL WALK IN CLINIC	1	19,706	3,934	17%	23,641
HOLY CROSS HOSPITAL CLINICAL LAB	1	21,522	2,025	9%	23,548
HEALTHLINK DIAGNOSTIC LABORATORIES	282	20,820	2,297	10%	23,399
AVENTUS BIO LABS	16	19,922	2,897	13%	22,835
MORTON PLANT HOSPITAL-ADLER INSTITUTE	26	19,805	2,350	11%	22,181
STATLAB_MOBILE	1	20,050	2,026	9%	22,077

COVID-19: testing by laboratory

Data through Feb 15, 2021 verified as of Feb 16, 2021 at 09:25 AM

Data in this report are provisional and subject to change.

The numbers in the table below represent the number of Florida and non-Florida residents for whom test results were received by the Department of Health. A person can be tested by more than one laboratory and can have both positive and negative results. **Therefore, the sum of the numbers in each column will be larger than the total number of people tested.**

Reporting lab	Inconclusive	Negative	Positive	Percent positive	Total
PANCARE OF FLORIDA INC		19,635	2,361	11%	21,996
LAB DIAGNOSTICS LLC	389	15,697	5,305	25%	21,391
NAPLES COMMUNITY HOSPITAL	71	19,274	2,000	9%	21,345
ADVENT HEALTH - DAYTONA BEACH	32	18,890	1,653	8%	20,575
DRS CLACK SPENCER WHITE & MCCORMACK PA D/B/A		18,583	1,935	9%	20,518
EXACT SCIENCES LABORATORIES		18,177	2,306	11%	20,483
PATIENTS FIRST LAKE ELLA MEDICAL CENTER PA		16,881	3,167	16%	20,048
SAINT MARY'S MEDICAL CENTER	24	17,816	2,106	11%	19,946
INFINITY BIOLOGIX LLC	54	18,735	818	4%	19,607
UNITED CLINICAL LABORATORY LLC	2	15,886	2,151	12%	18,039
CLEVELAND CLINIC HOSPITAL LAB	4	15,701	2,137	12%	17,842
BAYFRONT HEALTH - ST PETERSBURG	17	15,238	2,313	13%	17,568
HEALTH CENTER AT SINAI RESIDENCES		16,930	506	3%	17,436
BIOCERNA LABS	461	14,582	2,112	12%	17,155
OSCEOLA REGIONAL MEDICAL CENTER	1	14,910	2,184	13%	17,095
LEESBURG REGIONAL MEDICAL CENTER		14,971	2,094	12%	17,065
CLEVELAND CLINIC TRADITION HOSPITAL		15,850	1,177	7%	17,027
HOMESTEAD HOSPITAL CLINICAL LABORATORY	27	13,451	2,902	18%	16,380
WELLINGTON REGIONAL MED CTR LAB	6	14,468	1,793	11%	16,267
MEMORIAL HOSPITAL JACKSONVILLE	8	13,584	2,666	16%	16,258
NORTHWEST MEDICAL CENTER	1	13,463	1,911	12%	15,375
ORANGE PARK MEDICAL CENTER	9	12,739	2,543	17%	15,291
INDIAN RIVER PATHOLOGY LLC		13,898	1,203	8%	15,101
CLARITY LAB SOLUTIONS	86	13,314	1,690	11%	15,090
ACCESS MEDICAL LABORATORIES	4	7,831	7,212	48%	15,047
VISTA CLINICAL DIAGNOSTICS	480	12,649	1,629	11%	14,758
BETHESDA HOSPITAL EAST		13,358	1,371	9%	14,729
OAK HILL HOSPITAL		13,038	1,652	11%	14,690
DELRAY MEDICAL CENTER LAB	3	13,101	1,537	10%	14,641
INDIAN RIVER MEDICAL CENTER LAB		13,669	852	6%	14,521
WEST KENDALL BAPTIST HOSPITAL	11	11,637	2,758	19%	14,406
PRIVA PATH LABS	74	13,330	904	6%	14,308
LAWNWOOD REGIONAL MEDICAL CENTER	1	12,261	1,993	14%	14,255
MEMORIAL REGIONAL HOSPITAL CLINICAL LABORATORY	10	13,252	916	6%	14,178
BAPTIST HEALTHCARE - BAPTIST HOSPITAL	5	11,022	3,012	21%	14,039
LEE HEALTH - LEE MEMORIAL HOSPITAL		10,396	3,513	25%	13,909
BAPTIST HEALTH - SOUTH		12,719	1,145	8%	13,864
UHEALTH CORAL GABLES/LENNAR MED CTR	26	12,820	880	6%	13,726
LARGO MEDICAL CENTER		12,080	1,535	11%	13,615
WINTER HAVEN HOSPITAL CLINICAL LABORATORY	4	11,410	2,108	16%	13,522
NONA SCIENTIFIC	5	10,258	3,116	23%	13,379
WEST FLORIDA HOSPITAL LAB	1	10,221	2,889	22%	13,111
THE HEALTHCARE DISTRICT OF PALM BEACH COUNTY	43	11,354	1,656	13%	13,053
CARDIOPATH	84	11,260	1,658	13%	13,002

COVID-19: testing by laboratory

Data through Feb 15, 2021 verified as of Feb 16, 2021 at 09:25 AM

Data in this report are provisional and subject to change.

The numbers in the table below represent the number of Florida and non-Florida residents for whom test results were received by the Department of Health. A person can be tested by more than one laboratory and can have both positive and negative results. **Therefore, the sum of the numbers in each column will be larger than the total number of people tested.**

Reporting lab	Inconclusive	Negative	Positive	Percent positive	Total
ADVENTHEALTH CENTRA CARE LAKE BUENA VISTA		11,450	1,477	11%	12,927
MEDICAL CENTER OF TRINITY CLINICAL LABORATORY	2	11,279	1,357	11%	12,638
PALMS WEST HOSPITAL LAB	2	10,742	1,790	14%	12,534
GOOD SAMARITAN MEDICAL CENTER LAB	2	10,879	1,638	13%	12,519
WESTSIDE REGIONAL MED CTR	2	10,640	1,830	15%	12,472
ST ANTHONY'S HOSPITAL LAB	30	10,828	1,470	12%	12,328
MERCY HOSPITAL A CAMPUS OF PLANTATION GEN HOSP LAB	1	10,221	1,946	16%	12,168
LAKE CITY HM		11,147	988	8%	12,135
REGIONAL MEDICAL CENTER BAYONET POINT	2	11,004	973	8%	11,979
GULF COAST MEDICAL CENTER MICROLAB		9,352	2,621	22%	11,973
FLORIDA HOSPITAL WATERMAN LABORATORY	70	10,997	861	7%	11,928
BINAXNOW	9	9,072	2,807	24%	11,888
NEMOURS CHILDRENS HOSPITAL	1	11,159	676	6%	11,836
THE VILLAGES REGIONAL HOSPITAL		10,525	1,199	10%	11,724
PWN HEALTH	17	9,625	2,068	18%	11,710
ST MARKS HOSPITAL LABORATORY B	78	10,627	1,002	9%	11,707
MOLECULAR INFECTIOUS DISEASES	363	10,812	385	3%	11,560
CAPITAL REGIONAL MEDICAL CTR		9,214	2,294	20%	11,508
GENOVA DIAGNOSTICS LABORATORY	60	10,326	1,002	9%	11,388
ST JOSEPHS HOSPITAL	18	9,837	1,482	13%	11,337
AVENTURA HOSPITAL LAB		9,146	2,156	19%	11,302
CORAL GABLES HOSPITAL CLINICAL LABORATORY		9,465	1,802	16%	11,267
HALIFAX MEDICAL CENTER LAB	37	9,546	1,680	15%	11,263
FLORIDA LABORATORY ANALYSIS		9,691	1,430	13%	11,121
WEST BOCA MEDICAL CENTER LAB		10,226	828	7%	11,054
COAST DIAGNOSTICS LLC	45	9,802	1,176	11%	11,023
BLAKE MEDICAL CENTER		9,624	1,393	13%	11,017
PATHNOSTICS	41	8,559	2,332	21%	10,932
LEE HEALTH - HEALTH PARK MEDICAL CENTER		9,100	1,783	16%	10,883
LARKIN COMMUNITY HOSPITAL	10	9,428	1,444	13%	10,882
MANATEE MEMORIAL HOSPITAL		9,922	936	9%	10,858
BAPTIST HEALTH SOUTH FLORIDA - WEST KENDALL URGENT CARE		9,105	1,744	16%	10,849
MEASE COUNTRYSIDE LAB	14	9,510	1,165	11%	10,689
PALM BEACH GARDENS MEDICAL CTR LAB		9,607	1,058	10%	10,665
LARKIN COMMUNITY HOSPITAL INC DBA CARDIOTROPIC		6,820	3,621	35%	10,441
PRECISION HEALTH RESOURCES LLC		9,617	656	6%	10,273
LAKE CITY MEDICAL CENTER		8,045	2,135	21%	10,180
VIKOR SCIENTIFIC	45	8,341	1,753	17%	10,139
MEDRITE MEDICAL CARE, PC	4,759	4,875	494	5%	10,128
FLORIDA HOSPITAL HEARTLAND MED CTR CLINICAL LAB	33	8,707	1,321	13%	10,061
ADVENT HEALTH - WESLEY CHAPEL	14	8,968	933	9%	9,915
SRQ DRIVE THROUGH		8,944	905	9%	9,849
PLANTATION GENERAL HOSPITAL		8,173	1,510	16%	9,683
PALM BEACH BALL PARK		8,605	1,007	10%	9,612
AVECINA	17	8,866	698	7%	9,581
DOCTORS HOSPITAL	7	7,933	1,599	17%	9,539

COVID-19: testing by laboratory

Data through Feb 15, 2021 verified as of Feb 16, 2021 at 09:25 AM

Data in this report are provisional and subject to change.

The numbers in the table below represent the number of Florida and non-Florida residents for whom test results were received by the Department of Health. A person can be tested by more than one laboratory and can have both positive and negative results. **Therefore, the sum of the numbers in each column will be larger than the total number of people tested.**

Reporting lab	Inconclusive	Negative	Positive	Percent positive	Total
AVECINA MEDICAL	4	6,201	3,233	34%	9,438
LEON MEDICAL CENTERS LLC		7,404	2,024	21%	9,428
FLORIDA MEDICAL CENTER - A CAMPUS OF NORTH SHORE	2	8,281	1,133	12%	9,416
SARKIS CLINICAL TRIALS	25	8,132	1,210	13%	9,367
LABSTAT LLC	3	8,906	432	5%	9,341
BOSTON HEART DIAGNOSTICS CORP		8,133	1,195	13%	9,328
P4 CLINICAL, LLC	194	8,164	928	10%	9,286
CENTRAL FLORIDA REGIONAL HOSPITAL		8,304	977	11%	9,281
AMERICAN FAMILY CARE		5,048	4,184	45%	9,232
NORTHSIDE HOSPITAL AND HEART INSTITUTE		8,228	949	10%	9,177
EXPRESS GENE MOLECULAR DIAGNOSTICS LABORATORY		7,752	1,351	15%	9,103
CORAL SPRINGS MED CTR		8,197	881	10%	9,078
CERNERELR_BAYCARE	43	8,320	616	7%	8,979
FLORIDA HOSPITAL DELAND	10	7,757	1,140	13%	8,907
NATIONWIDE LABORATORY SERVICES INC	296	7,375	1,181	13%	8,852
NCF DIAGNOSTICS & DNA TECHNOLOGIES LAB	150	8,187	475	5%	8,812
INFORM DIAGNOSTICS, INC		8,269	492	6%	8,761
ADVENTHEALTH CENTRA CARE WATERFORD LAKES		7,218	1,442	17%	8,660
FLORIDA HOSPITAL FLAGLER	29	7,719	739	9%	8,487
BAPTIST HEALTH SOUTH FLORIDA - COUNTRY WALK URGENT CARE		6,983	1,465	17%	8,448
OCALA REGIONAL MEDICAL CENTER		7,251	1,118	13%	8,369
AVECINA MEDICAL OAKLEAF	3	6,977	1,330	16%	8,310
BROWARD HEALTH NORTH CLINICAL LABORATORY		7,362	947	11%	8,309
MEDARBOR DIAGNOSTICS	1	7,196	1,100	13%	8,297
CernerELR_Advent		7,122	1,151	14%	8,273
NORTH SHORE MEDICAL CENTER		6,861	1,409	17%	8,270
WEST PALM HOSPITAL LAB		7,572	673	8%	8,245
CERNERELR_BAPTISTMIAMI	31	7,313	862	11%	8,206
FLORIDA HOSPITAL ZEPHYRHILLS	10	7,283	884	11%	8,177
LEE HEALTH - GULF COAST MEDICAL CENTER	2	6,405	1,665	21%	8,072
ALL CHILDREN'S HOSPITAL		7,507	553	7%	8,060
FLORIDA HOSPITAL OF CARROLLWOOD	23	6,881	1,126	14%	8,030
ADVENTHEALTH CENTRA CARE ST CLOUD	1	6,854	1,112	14%	7,967
SOUTH BAY HOSPITAL CLINICAL LAB	1	6,928	845	11%	7,774
CLEVELAND CLINIC MARTIN SOUTH HOSPITAL	1	6,860	855	11%	7,716
SYNERGY DIAGNOSTIC LABORATORY	93	6,773	824	11%	7,690
NCH NORTH NAPLES HOSPITAL LAB	15	6,733	830	11%	7,578
KD MEDICAL CHOICE LLC	5	6,841	715	9%	7,561
BAPTIST HEALTH - BEACHES		6,942	617	8%	7,559
HEALTHQUEST ESOTERICS		6,117	1,326	18%	7,443
BAPTIST HEALTH SOUTH FLORIDA - MIAMI LAKES URGENT CARE		5,824	1,585	21%	7,409
MEMORIAL HOSPITAL WEST LABORATORY SERVICES	14	6,711	677	9%	7,402
SYNERGY LABORATORIES	7	6,378	993	13%	7,378
POINCIANA MEDICAL CENTER		5,720	1,642	22%	7,362
ISPM LABS, LLC DBA CAPSTONE DIAGNOSTICS, LLC		6,901	377	5%	7,278
SANTA ROSA MEDICAL CENTER		5,933	1,337	18%	7,270

COVID-19: testing by laboratory

Data through Feb 15, 2021 verified as of Feb 16, 2021 at 09:25 AM

Data in this report are provisional and subject to change.

The numbers in the table below represent the number of Florida and non-Florida residents for whom test results were received by the Department of Health. A person can be tested by more than one laboratory and can have both positive and negative results. **Therefore, the sum of the numbers in each column will be larger than the total number of people tested.**

Reporting lab	Inconclusive	Negative	Positive	Percent positive	Total
BAYCARE COMMUNITY HEALTH		7,069	185	3%	7,254
LABS ASAP LLC		6,543	696	10%	7,239
H LEE MOFFITT CANCER CENTER LABORATORY	1	6,973	205	3%	7,179
WEST MARION COMMUNITY HOSPITAL LAB		5,898	1,207	17%	7,105
MEMORIAL HOSPITAL MICRO		6,591	490	7%	7,081
ANNE BATES LEACH EYE HOSPITAL/ ABLEH MICROBIOLOGY LABORATORY	7	6,968	102	1%	7,077
FULGENT DIAGNOSTICS	104	6,438	477	7%	7,019
CLEVELAND CLINIC MARTIN NORTH HOSPITAL		6,199	816	12%	7,015
MORTON PLANT-MEASE	5	6,289	653	9%	6,947
ARCPPOINT LABS OF FORT MYERS	4	6,036	869	13%	6,909
INFINITY BIOLOGIX LLC (GINKO BIOWORKS)	21	6,642	191	3%	6,854
LAKEWOOD RANCH MEDICAL CENTER		6,297	545	8%	6,842
ST LUCIE MEDICAL CENTER		5,496	1,330	19%	6,826
LUMINUS DIAGNOSTICS		6,265	552	8%	6,817
GENE BY GENE, GENOMICS RESEARCH CENTER LAB	44	6,379	377	6%	6,800
FLORIDA HOSPITAL FISH MEMORIAL	19	5,757	998	15%	6,774
VISTA CLINICAL	8	3,853	2,710	41%	6,571
BAPTIST HEALTH SOUTH FLORIDA - WESTCHESTER URGENT CARE		5,388	1,177	18%	6,565
ADVENTHEALTH CENTRA CARE UNIVERSITY	1	5,789	744	11%	6,534
ADVENTHEALTH CENTRA CARE CLERMONT		5,537	952	15%	6,489
AVERO DIAGNOSTICS - IRVING	11	6,005	459	7%	6,475
MEDEXPRESS URGENT CARE	2	4,397	2,067	32%	6,466
FLORIDA HOSPITAL Ocala		5,535	852	13%	6,387
ADVENTHEALTH CENTRA CARE WINTER GARDEN	1	5,679	693	11%	6,373
ADVENTHEALTH CENTRA CARE WINTER PARK		5,750	615	10%	6,365
HIALEAH HOSPITAL	4	4,894	1,402	22%	6,300
BAPTIST HEALTH SOUTH FLORIDA - DORAL URGENT CARE		4,972	1,255	20%	6,227
UNKNOWN	3	3,290	2,840	46%	6,133
ADVENTHEALTH CENTRA CARE DR PHILLIPS		5,545	555	9%	6,100
OVIEDO MEDICAL CENTER		5,430	623	10%	6,053
ADVENTHEALTH CENTRA CARE LAKELAND	1	5,248	791	13%	6,040
ST JOSEPHS NORTH HOSPITAL LAB	7	5,189	838	14%	6,034
BAPTIST HEALTH - NASSAU		5,677	331	6%	6,008
HOLIDAY CVS LLC		5,670	271	5%	5,941
IMPERIAL POINT MEDICAL CENTER		5,401	503	9%	5,904
ADVENTHEALTH CENTRA CARE LEE ROAD		5,263	586	10%	5,849
BAYFRONT HEALTH - VENICE REGIONAL MEDICAL	1	5,338	505	9%	5,844
ATLANTIS URGENT CARE	1	4,271	1,513	26%	5,785
FORT WALTON BEACH MEDICAL CENTER		4,836	852	15%	5,688
BAYFRONT HEALTH - PORT CHARLOTTE		5,207	473	8%	5,680
ADVENTHEALTH CENTRA CARE HUNTERS CREEK	3	4,879	795	14%	5,677
SOLARIS DIAGNOSTICS	10	5,106	559	10%	5,675
ST PETERSBURG GENERAL HOSPITAL		4,775	893	16%	5,668
COMMUNITY HEALTH CENTERS OF PINELLAS INC		4,447	1,118	20%	5,565
INDIAN RIVER MEDICAL CENTER		4,766	792	14%	5,558
EMERALD COAST URGENT CARE		4,199	1,339	24%	5,538

COVID-19: testing by laboratory

Data through Feb 15, 2021 verified as of Feb 16, 2021 at 09:25 AM

Data in this report are provisional and subject to change.

The numbers in the table below represent the number of Florida and non-Florida residents for whom test results were received by the Department of Health. A person can be tested by more than one laboratory and can have both positive and negative results. **Therefore, the sum of the numbers in each column will be larger than the total number of people tested.**

Reporting lab	Inconclusive	Negative	Positive	Percent positive	Total
MEDEXPRESS URGENT CARE OF BOYNTON BEACH LLC		5,140	366	7%	5,506
ADVENTHEALTH CENTRA CARE SANFORD		4,829	627	11%	5,456
CLINICAL REFERENCE LABORATORY	2	5,179	269	5%	5,450
ADVENTHEALTH CENTRA CARE MOUNT DORA		4,544	887	16%	5,431
TROPICANA FIELD - LOT 2	19	4,917	483	9%	5,419
BAPTIST HEALTH SOUTH FLORIDA - PEMBROKE PINES URGENT CARE		4,513	890	16%	5,403
ADVENTHEALTH CENTRA CARE LAKE MARY	2	4,676	699	13%	5,377
ADVENTHEALTH CENTRA CARE KISSIMMEE		4,789	549	10%	5,338
SUNRISE MEDICAL LABORATORIES	2	4,969	366	7%	5,337
FLORIDA HOSPITAL NORTH PINELLAS	11	4,868	433	8%	5,312
SOUTH FLORIDA BAPTIST HOSPITAL MICRO	4	4,433	853	16%	5,290
NCH DOWNTOWN NAPLES HOSPITAL	12	4,714	553	10%	5,279
MARTIN HOSPITAL SOUTH LAB		4,966	283	5%	5,249
SUNCOAST PATHOLOGY ASSOCIATES		4,800	448	9%	5,248
ADVENTHEALTH CENTRA CARE APOPKA	1	4,501	708	14%	5,210
MEDEXPRESS URGENT CARE HUDSON		4,484	688	13%	5,172
EMPIRE CITY LABORATORIES INC	55	4,361	732	14%	5,148
ADVENTIST HEALTH SYSTEMS, SUNBELT INC		4,480	618	12%	5,098
TRINITY SPRINGS		4,357	729	14%	5,086
DOCTORS URGENT CARE LLC	1	4,096	932	19%	5,029
ANGEL KIDS PEDIATRICS		4,687	302	6%	4,989
BAPTIST HEALTH SOUTH FLORIDA - CORAL SPRINGS URGENT CARE		4,286	697	14%	4,983
PUTNAM COMMUNITY MEDICAL CENTER		4,285	666	13%	4,951
ADVENTHEALTH CENTRA CARE ALTAMONTE		4,335	612	12%	4,947
MICROGEN DX	4	4,239	674	14%	4,917
MEDICAL DNA LABS LLC	3	4,484	427	9%	4,914
PARAMOUNT URGENT CARE		2,386	2,520	51%	4,906
NORTHWEST FLORIDA COMMUNITY HOSPITAL	30	3,514	1,357	28%	4,901
ACUTIS DIAGNOSTICS	17	3,911	958	20%	4,886
NCH NORTH NAPLES HOSPITAL	6	4,236	597	12%	4,839
PRO CLINIC		3,708	1,012	21%	4,720
UNIVERSITY HOSPITAL AND MEDICAL CENTER		3,591	1,115	24%	4,706
ADVENTHEALTH CENTRA CARE AZALEA PARK		4,011	682	15%	4,693
EGLIN AIR FORCE BASE	12	3,298	1,344	29%	4,654
BAPTIST HEALTH - NORTH		3,613	1,027	22%	4,640
DOCTORS URGENT CARE OF LUTZ LLC	1	3,695	908	20%	4,604
NIGHT LITE PEDIATRICS	4	3,341	1,250	27%	4,595
AHCC WESLEY CHAPEL		4,103	488	11%	4,591
URGENT CARE CURE	2	3,921	657	14%	4,580
ADVENTHEALTH CENTRA CARE OVIEDO		3,934	643	14%	4,577
COASTAL MED URGENT CARE		3,110	1,454	32%	4,564
ADVENTHEALTH EXPRESS CARE		3,663	864	19%	4,527
ESCAMBIA COMMUNITY CLINICS INC	8	3,353	1,162	26%	4,523
MOFFITT CANCER CENTER	6	4,388	94	2%	4,488
PALMS OF PASADENA HOSPITAL		3,951	499	11%	4,450
BAPTIST HEALTH SOUTH FLORIDA - TAMiami TRAIL URGENT CARE		3,574	876	20%	4,450

COVID-19: testing by laboratory

Data through Feb 15, 2021 verified as of Feb 16, 2021 at 09:25 AM

Data in this report are provisional and subject to change.

The numbers in the table below represent the number of Florida and non-Florida residents for whom test results were received by the Department of Health. A person can be tested by more than one laboratory and can have both positive and negative results. **Therefore, the sum of the numbers in each column will be larger than the total number of people tested.**

Reporting lab	Inconclusive	Negative	Positive	Percent positive	Total
MEDEXPRESS URGENT CARE - ESTERO		3,949	446	10%	4,395
THE CENTER FOR URGENT CARE	3	3,635	738	17%	4,376
BAPTIST HEALTH SOUTH FLORIDA - CORAL GABLES (UNIVERSITY) URGENT CARE		3,774	598	14%	4,372
ADVENTHEALTH CENTRA CARE SOUTH ORANGE		3,734	628	14%	4,362
FLORIDA FAMILY LABORATORY, INC DBA	33	3,944	379	9%	4,356
DOCTORS HOSPITAL OF SARASOTA CLINICAL LABORATORY		3,757	563	13%	4,320
ADVENTHEALTH CENTRA CARE LONGWOOD		3,811	508	12%	4,319
WESTCHESTER HOSPITAL	23	3,454	840	19%	4,317
ADVENTHEALTH CENTRA CARE ORANGE LAKE		3,805	498	12%	4,303
BAPTIST HEALTH SOUTH FLORIDA - KENDALE LAKES URGENT CARE		3,447	844	20%	4,291
ADVENTHEALTH CENTRA CARE PORT ORANGE		3,571	699	16%	4,270
MINUTECLINIC		3,659	601	14%	4,260
MINUTECLINIC LLC #3703		3,549	700	16%	4,249
MEASE DUNEDIN HOSPITAL	5	3,810	418	10%	4,233
BAPTIST HEALTH SOUTH FLORIDA - PINECREST URGENT CARE		3,647	574	14%	4,221
ADVENT HEALTH - HEART OF FLORIDA ER	1	3,596	619	15%	4,216
RAULERSON HOSPITAL		3,463	740	18%	4,203
HEALTH FIRST ADVENTHEALTH CENTRA CARE GATEWAY	1	3,779	412	10%	4,192
MEDEXPRESS URGENT CARE - ROYAL PALM BEACH		3,775	414	10%	4,189
FLORIDA COMMUNITY HEALTH CENTER		3,278	908	22%	4,186
PEDIATRIC HEALTH CARE ALLIANCE PA		3,808	355	9%	4,163
HEALTH FIRST ADVENTHEALTH CENTRA CARE TITUSVILLE		3,716	445	11%	4,161
QDX PATHOLOGY SERVICES	2	3,819	338	8%	4,159
BAPTIST HEALTH SOUTH FLORIDA - CORAL GABLES URGENT CARE		3,431	690	17%	4,121
ADVENTHEALTH CENTRA CARE SAND LAKE		3,684	418	10%	4,102
URGENT CARE OF THE PALM BEACHES		3,318	765	19%	4,083
MEDEXPRESS URGENT CARE PALM BEACH GARDENS		3,752	324	8%	4,076
MEDEXPRESS URGENT CARE - GOLDEN GATE		3,628	432	11%	4,060
NIGHT LITE PEDIATRICS URGENT CARE	1	3,414	638	16%	4,053
ADVENTHEALTH CENTRA CARE LEESBURG		3,269	781	19%	4,050
TALLAHASSEE PRIMARY CARE ASSOCIATES		3,523	516	13%	4,039
LEE HEALTH CONVENIENT CARE - PAGE FIELD		3,477	540	13%	4,017
PHYSICIANS REGIONAL MEDICAL CENTER - PINE RIDGE RD	1	3,265	729	18%	3,995
BAPTIST HEALTH SOUTH FLORIDA - PALMETTO BAY URGENT CARE		3,337	627	16%	3,964
GENESIS DIAGNOSTICS		3,677	240	6%	3,917
US BIOTEK LABORATORIES	14	3,524	361	9%	3,899
BETHESDA HOSPITAL WEST		3,485	393	10%	3,878
BAYFRONT HEALTH - SEVEN RIVERS		3,482	345	9%	3,827
BAYA PHARMACY & URGENT CARE		2,770	1,037	27%	3,807
ASCENSION SACRED HEART - EMERALD COAST		3,124	673	18%	3,797
PREMIER URGENT CARE OF BREVARD LLC	3	3,289	476	13%	3,768
TWIN CITIES HOSPITAL	1	3,289	478	13%	3,768
LABORATORY OF FLORIDA LLC	40	3,453	270	7%	3,763
PARAMOUNT URGENT CARE - WINDERMERE		2,390	1,357	36%	3,747
MEMORIAL HOSPITAL- MIRAMAR	12	3,440	291	8%	3,743
MEDEXPRESS URGENT CARE - LAKELAND		3,296	433	12%	3,729

COVID-19: testing by laboratory

Data through Feb 15, 2021 verified as of Feb 16, 2021 at 09:25 AM

Data in this report are provisional and subject to change.

The numbers in the table below represent the number of Florida and non-Florida residents for whom test results were received by the Department of Health. A person can be tested by more than one laboratory and can have both positive and negative results. **Therefore, the sum of the numbers in each column will be larger than the total number of people tested.**

Reporting lab	Inconclusive	Negative	Positive	Percent positive	Total
MEDCOMP SCIENCES LLC	64	1,886	1,711	47%	3,661
ADVENTHEALTH CENTRA CARE		3,233	390	11%	3,623
CLARITY LAB SOLUTIONS LLC		3,608	4	0%	3,612
ADVENTHEALTH PROMPT CARE	2	2,493	1,025	29%	3,520
BAYFRONT HEALTH - BROOKSVILLE		3,095	422	12%	3,517
SIPARADIGM LLC	38	3,242	235	7%	3,515
DOCTORS TEST CENTERS		3,094	420	12%	3,514
BAPTIST HEALTH SOUTH FLORIDA - DAVIE URGENT CARE		2,865	598	17%	3,463
ADVENTHEALTH CENTRA CARE COLONIAL TOWN	2	3,062	373	11%	3,437
DESOTO MEMORIAL HOSPITAL	3	2,800	607	18%	3,410
ACCU REFERENCE MEDICAL LAB	9	2,659	733	22%	3,401
ENGLEWOOD COMMUNITY HOSPITAL		3,071	323	10%	3,394
MIDWAY SPECIALTY CARE CENTER DIAGNOSTICS	38	3,099	236	7%	3,373
LAKEVIEW MEDICAL CENTER		2,611	741	22%	3,352
VENTURE MEDICAL OF FLORIDA LLC		3,107	245	7%	3,352
BAYFRONT HEALTH - PUNTA GORDA		3,034	241	7%	3,275
BAPTIST HEALTH SOUTH FLORIDA - WESTON URGENT CARE		2,889	381	12%	3,270
AMELIA URGENT CARE		1,687	1,534	48%	3,221
MINUTECLINIC LLC # 0709		2,688	471	15%	3,159
BARTOW REGIONAL MEDICAL CENTER	1	2,631	501	16%	3,133
SPORTS DRUG TESTING LABORATORY	50	2,966	101	3%	3,117
MEDEXPRESS URGENT CARE CAPE CORAL		2,648	452	15%	3,100
MINUTECLINIC LLC		2,618	453	15%	3,071
PRECISION HEALTH SOLUTIONS		2,891	166	5%	3,057
BAPTIST HEALTH URGENT CARE AT SAWGRASS		2,551	495	16%	3,046
BAYFRONT HEALTH - SPRING HILL		2,765	279	9%	3,044
HIGHLANDS REGIONAL MEDICAL CENTER		2,339	695	23%	3,034
HEALTH FIRST ADVENTHEALTH CENTRA CARE COCOA		2,739	282	9%	3,021
BAPTIST HEALTH SOUTH FLORIDA - BRICKELL URGENT CARE		2,499	515	17%	3,014
PHARMCO RX	2	2,722	227	8%	2,951
ADVENTIST HEALTH SYSTEMS SUNBELT IN DBA		2,627	296	10%	2,923
VETERANS AFFAIRS MEDICAL CENTER - ORLANDO	1	1,343	1,557	54%	2,901
WALGREEN CO	2	2,573	325	11%	2,900
HOLIDAY CVS LLC DBA CVS PHARMACY #5154		2,823	75	3%	2,898
SELECT LABORATORIES - MARION COUNTY, FL LLC	5	2,596	294	10%	2,895
STONE CLINICAL LABORATORIES		2,790	96	3%	2,886
WALGREENS ORLANDO	3	2,523	340	12%	2,866
MINUTECLINIC LLC #1067		2,491	373	13%	2,864
MEDEXPRESS URGENT CARE - DELAND		2,538	299	11%	2,837
MINUTECLINIC LLC #8396		2,428	400	14%	2,828
HEALTH FIRST ADVENTHEALTH CENTRA CARE MALABAR		2,488	285	10%	2,773
MEDEXPRESS URGENT CARE LEHIGH ACRES		2,412	359	13%	2,771
MEMORIAL HOSPITAL PEMBROKE	3	2,436	325	12%	2,764
BMCT Molecular Diagnostics Subsection		2,243	481	18%	2,724
VERILY LIFE SCIENCES		2,699	24	1%	2,723
BRASHEAR'S VITAL CARE CORP		2,131	589	22%	2,720

COVID-19: testing by laboratory

Data through Feb 15, 2021 verified as of Feb 16, 2021 at 09:25 AM

Data in this report are provisional and subject to change.

The numbers in the table below represent the number of Florida and non-Florida residents for whom test results were received by the Department of Health. A person can be tested by more than one laboratory and can have both positive and negative results. **Therefore, the sum of the numbers in each column will be larger than the total number of people tested.**

Reporting lab	Inconclusive	Negative	Positive	Percent positive	Total
ADVENTHEALTH CENTRA CARE KIDS LAKE MARY		2,487	205	8%	2,692
CITRUS MEMORIAL HOSPITAL LABORATORY		2,248	441	16%	2,689
PALMS MEDICAL GROUP	5	1,693	987	37%	2,685
MINUTECLINIC LLC #3631		2,248	419	16%	2,667
PRIMEHEALTH URGENT CARE INC		2,284	378	14%	2,662
ADVENT HEALTH CENTRA CARE -WINTER PARK KIDS URGENT CARE	4	2,399	235	9%	2,638
MINUTECLINIC LLC 5852		2,229	405	15%	2,634
EMERALD COAST URGENT CARE, LLC	1	1,968	659	25%	2,628
MC DIAGNOSTIC OF CONNECTICUT, PC #2220		2,219	385	15%	2,604
ADVENT HEALTH - NEW SMYRNA		2,040	547	21%	2,587
NXGEN MDX LLC	4	2,297	285	11%	2,586
ADVENT HEALTH - OCALA		2,124	446	17%	2,570
MARINERS HOSPITAL		2,310	253	10%	2,563
MEDONE PLLC		1,935	625	24%	2,560
BAPTIST HEALTH EMERGENCY CENTER COUNTRY WALK	1	2,134	406	16%	2,541
BAPTIST HEALTH - CLAY		2,167	372	15%	2,539
QUICK CARE MED PL	2	1,967	553	22%	2,522
SCION LAB SERVICES LLC	23	2,309	187	7%	2,519
BAPTIST HEALTHCARE - GULF BREEZE HOSPITAL	3	2,066	437	17%	2,506
ALTRU DIAGNOSTICS INC	2	2,361	132	5%	2,495
ACCESS POINT HEALTHCARE URGENT & PRIMARY CARE	2	1,851	616	25%	2,469
EMERALD COAST URGENT CARE LLC		1,804	653	27%	2,457
MINUTE CLINIC LLC		2,121	332	14%	2,453
MINUTECLINIC LLC #5249		1,936	513	21%	2,449
GESSLER CLINIC	2	1,615	828	34%	2,445
MINUTECLINIC LLC #3463		2,022	410	17%	2,432
MEDEXPRESS FORT MYERS		2,116	296	12%	2,412
PARAMOUNT URGENT CARE - ORLANDO		1,548	857	36%	2,405
PARAMOUNT URGENT CARE - OVIEDO		1,643	762	32%	2,405
BAPTIST HEALTH - OAKLEAF		1,972	424	18%	2,396
PARAMOUNT URGENT CARE INC		792	1,601	67%	2,393
PROHEALTH	3	883	1,472	62%	2,358
MINUTECLINIC LLC #5253		1,950	407	17%	2,357
HOLMES REG MED CENTER CLINICAL LAB		1,996	347	15%	2,343
SACRED HEART HEALTH SYSTEM, INC	1	1,539	802	34%	2,342
PHYSICIANS STAT LAB	3	1,066	1,256	54%	2,325
BAPTIST HEALTH SOUTH FLORIDA - MIAMI BEACH URGENT CARE		1,985	336	14%	2,321
MEDEXPRESS URGENT CARE CORAL SPRINGS		2,082	234	10%	2,316
COMMUNITY HEALTH NORTHWEST FLORIDA	4	1,764	547	24%	2,315
LEE HEALTH - COCONUT POINT CLINICAL LAB	2	1,872	433	19%	2,307
PHYSICIAN ASSOCIATES		2,067	237	10%	2,304
MEDEXPRESS URGENT CARE - VERO BEACH		1,997	299	13%	2,296
CARENOW URGENT CARE		1,293	961	43%	2,254
BLUE MED CONSULTANTS		2,164	90	4%	2,254
MINUTECLINIC LLC #4415		1,876	370	16%	2,246
PRIMEHEALTH URGENT CARE	1	1,865	360	16%	2,226

COVID-19: testing by laboratory

Data through Feb 15, 2021 verified as of Feb 16, 2021 at 09:25 AM

Data in this report are provisional and subject to change.

The numbers in the table below represent the number of Florida and non-Florida residents for whom test results were received by the Department of Health. A person can be tested by more than one laboratory and can have both positive and negative results. **Therefore, the sum of the numbers in each column will be larger than the total number of people tested.**

Reporting lab	Inconclusive	Negative	Positive	Percent positive	Total
PHYSICIANS REGIONAL MEDICAL CENTER - COLLIER BLVD	1	1,526	683	31%	2,210
MEDEXPRESS URGENT CARE - CLEWISTON		1,828	352	16%	2,180
MINUTECLINIC LLC #5854		1,815	348	16%	2,163
MINUTECLINIC LLC #5190		1,765	383	18%	2,148
LOWER KEYS MEDICAL CENTER		1,891	245	11%	2,136
ADVENTHEALTH CENTRA CARE CONWAY		1,803	331	16%	2,134
DONALD W ROBERTSON DO PA		1,618	478	23%	2,096
FLORIDA MEDICAL CLINIC	3	964	1,067	52%	2,034
ASSOCIATED PATHOLOGISTS, LLC	3	1,664	367	18%	2,034
BAY MEDICAL CENTER SACRED HEART HEALTH SYSTEM		1,510	517	26%	2,027
AMELIA EXPRESS CARE LLC	10	1,722	294	15%	2,026
TAMPA COMMUNITY HOSPITAL		1,690	311	16%	2,001
DR G'S URGENT CARE		1,737	256	13%	1,993
MINUTECLINIC LLC #7886		1,707	281	14%	1,988
DYNIX DIAGNOSTIX		1,636	319	16%	1,955
DOC SMILEY'S URGENT CARE		1,706	247	13%	1,953
MARION E FETHER MEDICAL CENTER, THE		1,780	162	8%	1,942
MEDEXPRESS URGENT CARE BOCA RATON		1,775	162	8%	1,937
MINUTECLINIC LLC #3662		1,643	283	15%	1,926
FLOWERS HOSPITAL		1,732	188	10%	1,920
ASCENSION SACRED HEART - GULF		1,427	490	26%	1,917
UNIVERSITY OF NORTH FLORIDA STUDENT HEALTH		1,850	62	3%	1,912
MEDFAST URGENT CARE CENTERS LLC		563	1,323	70%	1,886
GENUS3		1,803	71	4%	1,874
MINUTECLINIC LLC #5214		1,601	268	14%	1,869
ADVENT HEALTH - DADE CITY		1,622	235	13%	1,857
MINUTECLINIC, LLC #4015		1,393	460	25%	1,853
MINUTECLINIC LLC #7887		1,638	203	11%	1,841
PATIENTS FIRST - THOMASVILLE ROAD		1,615	220	12%	1,835
INTELEX LABS, LLC		1,777	57	3%	1,834
MINUTECLINIC LLC #1771		1,538	291	16%	1,829
MEDEXPRESS PORT CHARLOTTE		1,664	165	9%	1,829
MINUTECLINIC LLC # 0514		1,599	229	13%	1,828
BOND URGENT CARE LLC		1,346	477	26%	1,823
MINUTECLINIC LLC #5069		1,494	327	18%	1,821
WELLINGTON REGIONAL MEDICAL CENTER		1,628	182	10%	1,810
MINUTECLINIC LLC #4458		1,437	367	20%	1,804
MINUTECLINIC LLC # 3930		1,529	274	15%	1,803
MINUTECLINIC LLC #1055		1,413	374	21%	1,787
PARRISH MEDICAL CENTER	1	1,532	228	13%	1,761
CHARLES AIESI CONSULTING INC	8	1,530	208	12%	1,746
MINUTECLINIC LLC #3705		1,513	231	13%	1,744
MINUTECLINIC LLC #3814		1,444	299	17%	1,743
JACKSON HOSPITAL CLINICAL LABORATORY		1,464	271	16%	1,735
MINUTECLINIC LLC # 3686		1,481	243	14%	1,724
MINUTECLINIC LLC #3003		1,368	354	21%	1,722

COVID-19: testing by laboratory

Data through Feb 15, 2021 verified as of Feb 16, 2021 at 09:25 AM

Data in this report are provisional and subject to change.

The numbers in the table below represent the number of Florida and non-Florida residents for whom test results were received by the Department of Health. A person can be tested by more than one laboratory and can have both positive and negative results. **Therefore, the sum of the numbers in each column will be larger than the total number of people tested.**

Reporting lab	Inconclusive	Negative	Positive	Percent positive	Total
MARTIN HEALTH SYSTEM - ST LUCIE WEST		1,532	165	10%	1,697
MINUTECLINIC LLC #7225		1,457	240	14%	1,697
JW PLASTIC SURGERY		1,449	244	14%	1,693
NCH NORTHEAST	7	1,295	382	23%	1,684
IGENOMIX USA LLC	46	1,477	156	9%	1,679
SPARROW HEALTHCARE	2	1,411	250	15%	1,663
BARDMOOR LABORATORY	9	1,412	240	14%	1,661
MINUTECLINIC LLC #7973		1,433	224	14%	1,657
MINUTECLINIC LLC #3291		1,444	211	13%	1,655
MINUTECLINIC, LLC #3204		1,353	294	18%	1,647
Community_Health		1,451	195	12%	1,646
DOC SMILEYS URGENT CARE LLC		1,334	304	19%	1,638
NORTH SHORE LONG ISLAND JEWISH HEALTH	1	1,550	80	5%	1,631
NCHMD INC		1,351	278	17%	1,629
MINUTECLINIC LLC #7173		1,397	207	13%	1,604
EMERGENCY PHYSICIANS MEDICAL CENTER		610	992	62%	1,602
MINUTECLINIC, LLC (CLINIC 10699)		1,363	237	15%	1,600
AFC PHYSICIANS OF FLORIDA		1,173	420	26%	1,593
OPTEO LABORATORY		1,555	34	2%	1,589
LAKE WALES MEDICAL CENTER INC		1,373	209	13%	1,582
MINUTECLINIC LLC #3257		1,303	276	17%	1,579
NEIGHBORHOOD MEDICAL CENTER INC	17	1,389	171	11%	1,577
MELBOURNE MEDICAL LABORATORY	2	1,365	202	13%	1,569
MINI ER WATERFORD LAKES, THE		1,321	240	15%	1,561
LABTECH DIAGNOSTIC		1,279	281	18%	1,560
PENSACOLA PEDIATRICS PA	1	1,397	161	10%	1,559
SHELL POINT NURSING PAVILION	1	1,486	70	4%	1,557
CAREFAST+		868	686	44%	1,554
MINUTECLINIC LLC # 7933		1,343	198	13%	1,541
MEDIQUICK URGENT CARE CENTERS INC		1,069	472	31%	1,541
MINUTECLINIC LLC #3748		1,225	308	20%	1,533
ASSURANCE SCIENTIFIC LABORATORIES	1	1,244	281	18%	1,526
MINUTECLINIC, LLC #5817		1,234	284	19%	1,518
MINUTECLINIC LLC #5216		1,279	229	15%	1,508
WHOLE FAMILY HEALTH CENTER INC		1,212	288	19%	1,500
LABORATORY SPECIALISTS OF MICHIGAN		1,241	255	17%	1,496
MINUTECLINIC LLC #4024		1,269	221	15%	1,490
MINUTECLINIC LLC #3654		1,216	273	18%	1,489
GENESIS LABORATORY MANAGEMENT	11	1,247	220	15%	1,478
MINUTECLINIC LLC #3285		1,272	204	14%	1,476
MINUTECLINIC LLC #3255		1,239	236	16%	1,475
MINUTECLINIC LLC #5924		1,227	244	17%	1,471
MINUTECLINIC LLC #4612		1,153	318	22%	1,471
MINUTECLINIC LLC #3635		1,278	187	13%	1,465
ELLENTON URGENT CARE		1,229	234	16%	1,463
ADVANCE MEDICAL OF NAPLES		326	1,120	77%	1,446

COVID-19: testing by laboratory

Data through Feb 15, 2021 verified as of Feb 16, 2021 at 09:25 AM

Data in this report are provisional and subject to change.

The numbers in the table below represent the number of Florida and non-Florida residents for whom test results were received by the Department of Health. A person can be tested by more than one laboratory and can have both positive and negative results. **Therefore, the sum of the numbers in each column will be larger than the total number of people tested.**

Reporting lab	Inconclusive	Negative	Positive	Percent positive	Total
BAPTIST HEALTH SOUTH FLORIDA - COUNTRY WALK URGENT CARE EXPRESS		1,224	215	15%	1,439
UHEALTH DEERFIELD BEACH/UMSYLVESTER DEERFIELD BEACH LABORATORY	3	1,380	55	4%	1,438
MINUTECLINIC LLC #3648		1,148	280	20%	1,428
BIOCERNA LLC	9	1,248	164	12%	1,421
BAYFRONT HEALTH - CITRUS HILLS		1,216	204	14%	1,420
PATIENTS CHOICE LABORATORIES		829	589	42%	1,418
KEYS AHEC SCHOOL MEDICAL CLINIC	7	1,315	91	6%	1,413
AMERICAN RESEARCH LABS		1,194	212	15%	1,406
MINUTECLINIC LLC #4201		1,227	171	12%	1,398
MINUTECLINIC LLC #1821		1,241	149	11%	1,390
MINUTECLINIC LLC # 3579		1,188	192	14%	1,380
COASTAL LABORATORIES	1	1,088	283	21%	1,372
MINUTECLINIC LLC #1807		1,143	224	16%	1,367
BAPTIST HEALTH EMERGENCY CENTER AT WEST CORAL WAY		1,057	308	23%	1,365
WHITE WILSON MEDICAL CENTER		165	1,196	88%	1,361
PHYSICIANS PRIMARY CARE	2	1,153	205	15%	1,360
ASCENSION ST VINCENT'S - SOUTHSIDE		1,309	49	4%	1,358
ARCPPOINT LABS		809	536	40%	1,345
BAPTIST HEALTH SOUTH FLORIDA - KEY BISCANE URGENT CARE EXPRESS		1,174	164	12%	1,338
AFC PHYSICIANS OF FLORIDA PA		942	369	28%	1,311
MEDEXPRESS URGENT CARE - JAX ATLANTIC BLVD		1,112	192	15%	1,304
TEMPUS CLINICAL LABORATORY	10	1,144	142	11%	1,296
AMELIA EXPRESS CARE		710	582	45%	1,292
ED FRASER MEMORIAL HOSPITAL		1,033	240	19%	1,273
UNIVERSITY OF ALABAMA AT BIRMINGHAM		1,238	34	3%	1,272
BAPTIST HEALTHCARE - JAY HOSPITAL	1	910	353	28%	1,264
PROJECT HEALTH, INC SUMTERVILLE	5	1,033	224	18%	1,262
TREASURE COAST MEDICAL ASSOCIATES INC		747	508	40%	1,255
OPTUM LABS LLC		1,096	153	12%	1,249
BAYFRONTVENICEREGIONAL		1,175	72	6%	1,247
NYU HOSPITALS CENTER CLINICAL LABORATORIES		1,206	40	3%	1,246
SMA LAB	8	1,088	142	11%	1,238
UHEALTH CLINIC AT WALGREENS		993	240	19%	1,233
MINUTECLINIC LLC #476		1,041	185	15%	1,226
CLINICORE		1,124	91	7%	1,215
KETAMINE HEALTH CENTERS LLC		1,112	99	8%	1,211
VAVA PARTNERS LLC		440	770	64%	1,210
TOM LEE COMMUNITY HEALTH CENTER		803	400	33%	1,203
HEALTH CARE DISTRICT OF PALM BEACH COUNTY	1	1,036	163	14%	1,200
FLORIDA DEPARTMENT OF HEALTH IN POLK COUNTY	2	911	285	24%	1,198
ACCESS MEDICAL LABS		746	448	38%	1,194
PREMIER MEDICAL	1	1,097	94	8%	1,192
PARAMOUNT URGENT CARE VILLAGES		842	348	29%	1,190
PEDIATRIC HEALTH CARE ALLIANCE - NORTHDAL		1,084	106	9%	1,190
HOLIDAY CVS LLC DBA CVS PHARMACY #5155		1,137	51	4%	1,188
LITTLE PINE PEDIATRICS		939	249	21%	1,188

COVID-19: testing by laboratory

Data through Feb 15, 2021 verified as of Feb 16, 2021 at 09:25 AM

Data in this report are provisional and subject to change.

The numbers in the table below represent the number of Florida and non-Florida residents for whom test results were received by the Department of Health. A person can be tested by more than one laboratory and can have both positive and negative results. **Therefore, the sum of the numbers in each column will be larger than the total number of people tested.**

Reporting lab	Inconclusive	Negative	Positive	Percent positive	Total
MINUTECLINIC LLC #3637		903	280	24%	1,183
MINUTECLINIC LLC #1350		990	186	16%	1,176
JUPITER MEDICAL CENTER URGENT CARE		820	344	30%	1,164
ADVENTHEALTH CENTRA CARE WINTER HAVEN	1	571	589	51%	1,161
MINUTECLINIC LLC #8381		981	172	15%	1,153
MINUTECLINIC LLC #3236		982	168	15%	1,150
CAPSTONE HEALTHCARE		802	329	29%	1,131
STAGEZERO LIFE SCIENCES INC	3	1,028	99	9%	1,130
MINUTECLINIC, LLC #3245		887	240	21%	1,127
VERITAS GENETICS	61	942	119	11%	1,122
EPN URGENT CARE NAPLES	2	773	342	31%	1,117
ST ANNES NURSING CENTER		1,088	23	2%	1,111
NORTH FLORIDA PEDIATRICS-TALLAHASSEE	1	1,010	96	9%	1,107
LAB24 INC	3	436	667	60%	1,106
JOHNS HOPKINS ALL CHILDREN'S HOSPITAL		1,033	71	6%	1,104
FIU-HEALTH AUXILIARY LABORATORY	5	1,016	76	7%	1,097
XYZ LABORATORY	8	942	146	13%	1,096
SOLARIS HEALTHCARE PALATKA		993	101	9%	1,094
MINUTECLINIC, LLC # 4469		921	169	16%	1,090
ADVANCED DIAGNOSTIC LABORATORY		1,027	47	4%	1,074
MINUTECLINIC LLC #6007		901	161	15%	1,062
RAINBOW RIVER MEDICAL LABORATORY		977	83	8%	1,060
COASTAL PEDIATRIC GROUP		908	141	13%	1,049
PROFESSIONAL HEALTH EXAMINERS DBA PROHEALTH	1	843	202	19%	1,046
OPTUMCARE FLORIDA LLC		818	226	22%	1,044
PALM HARBOR PHARMACY		899	141	14%	1,040
MINUTECLINIC LLC #1815		891	149	14%	1,040
ADVANCED MEDICAL OF NAPLES LLC		915	118	11%	1,033
HENDRY REGIONAL MEDICAL CENTER CLINICAL LABORATORY		794	238	23%	1,032
CAREMED CLINIC LLC	1	782	247	24%	1,030
STEWART REFERENCE LABORATORY	1	595	428	42%	1,024
PARAMOUNT URGENT CARE - CLERMONT		686	337	33%	1,023
NAPLES URGENT CARE	1	638	377	37%	1,016
XPRESS URGENT CARE	4	858	153	15%	1,015
EXACT SCIENCES LABORATORIES, LLC		855	145	15%	1,000
VERITOR		850	149	15%	999
PALM BAY HOSPITAL CLINICAL LABORATORY		685	310	31%	995
READY RESPONDERS FLORIDA, PLLC		853	137	14%	990
LAKELAND REGIONAL HEALTH - PWC/OB		36	954	96%	990
FLAGLER HOSPITAL LABORATORY	8	36	943	96%	987
GENEIQ		932	52	5%	984
ER QUICKCARE PL		832	151	15%	983
GENOME LLC	2	899	82	8%	983
RIVER TOWN DIAGNOSTIC LLC		731	243	25%	974
PRIMARY CARE OF THE TREASURE COAST		849	124	13%	973
PATIENTS FIRST LAKE ELLA MEDICAL CENTER		840	121	13%	961

COVID-19: testing by laboratory

Data through Feb 15, 2021 verified as of Feb 16, 2021 at 09:25 AM

Data in this report are provisional and subject to change.

The numbers in the table below represent the number of Florida and non-Florida residents for whom test results were received by the Department of Health. A person can be tested by more than one laboratory and can have both positive and negative results. **Therefore, the sum of the numbers in each column will be larger than the total number of people tested.**

Reporting lab	Inconclusive	Negative	Positive	Percent positive	Total
CAREFAST MURABELLA		501	446	47%	947
NORTH FLORIDA PEDIATRICS - LAKE CITY		739	202	21%	941
FIRST QUALITY LABORATORY		884	55	6%	939
ARCPPOINT LABS OF CORAL SPRINGS FL		833	99	11%	932
ADDICTION LABS OF AMERICA	3	854	71	8%	928
VRL EUROFINs - DALLAS		913	13	1%	926
LENCO MEDICAL LABORATORY		880	42	5%	922
GENE TOX WORLDWIDE	60	736	125	14%	921
MINUTECLINIC LLC #5157		772	141	15%	913
HISTOPATHOLOGY SERVICES, LLC		808	101	11%	909
PROHEALTH MEDICAL CLINIC		310	590	66%	900
PROFESSIONAL HEALTH EXAMINERS		768	129	14%	897
FAST TRACK URGENT CARE CENTER		4	893	100%	897
APALACHEE CORRECTIONAL INSTITUTION EAST UNIT		872	17	2%	889
INTEGRITY LABORATORIES, LLC	2	725	161	18%	888
MINUTECLINIC LLC #214		751	123	14%	874
TACACHALE CLINICAL LABORATORY	1	823	46	5%	870
MINUTECLINIC, LLC DBA MINUTECLINIC #4717		829	34	4%	863
MIAMI JEWISH HEALTH SYSTEMS		806	54	6%	860
MYTEST DIAGNOSTICS		792	61	7%	853
THE HEALTH CENTER OF PLANT CITY		780	69	8%	849
MINUTECLINIC LLC #8927		712	137	16%	849
PROJECT HEALTH INC	4	709	135	16%	848
TYNDALL AIR FORCE BASE		652	196	23%	848
EUROFINs NTD, LLC		804	38	5%	842
STEWART ROCKLEDGE HOSPITAL		663	179	21%	842
VRL EUROFINs		808	30	4%	838
BROWNWOOD CARE CENTER		759	77	9%	836
NORTH FLORIDA PEDIATRICS PA - SUWANNEE	3	712	117	14%	832
PHAROS HEALTH		628	192	23%	820
FLORIDA HOSPITAL ORLANDO		743	74	9%	817
COVANCE CLINICAL RESEARCH UNIT INC		792	23	3%	815
LEE COUNTY EMERGENCY MEDICAL SERVICE		707	105	13%	812
UNIVERSITY OF WEST FLORIDA STUDENT HEALTH SERVICES	1	689	121	15%	811
MOLECULAR TESTING LABS		758	53	7%	811
ASCENSION ST VINCENT'S - CLAY		775	35	4%	810
CVS HEALTH		578	230	28%	808
MEDICAL CONSULTANTS OF FLORIDA, LLC	1	664	139	17%	804
LPG COCONUT POINT		657	142	18%	799
NITE LITE PEDIATRICS		234	563	71%	797
MINUTECLINIC LLC #5187		693	104	13%	797
SUNRISE URGENT CARE ASSOCIATES LLC D/B/A	5	452	340	43%	797
C.W. BILL YOUNG VA MEDICAL CENTER	1	21	771	97%	793
BAPTIST HEALTH - MD ANDERSON CANCER CENTER		784	5	1%	789
DEPARTMENT OF CLINICAL LABS		769	17	2%	786
MINUTECLINIC LLC		686	97	12%	783

COVID-19: testing by laboratory

Data through Feb 15, 2021 verified as of Feb 16, 2021 at 09:25 AM

Data in this report are provisional and subject to change.

The numbers in the table below represent the number of Florida and non-Florida residents for whom test results were received by the Department of Health. A person can be tested by more than one laboratory and can have both positive and negative results. **Therefore, the sum of the numbers in each column will be larger than the total number of people tested.**

Reporting lab	Inconclusive	Negative	Positive	Percent positive	Total
ST PETERSBURG PEDIATRICS	1	697	76	10%	774
DYNIX DIAGNOSTICS	2	524	247	32%	773
COASTAL PHYSICIANS, LLC		620	152	20%	772
INTERLACHEN PEDIATRICS		738	32	4%	770
USF MORSANI CENTER FOR ADVANCED HEALTH CARE		677	90	12%	767
PEDIATRICS OF CENTRAL FLORIDA PA	20	701	43	6%	764
MACDILL AIR FORCE BASE		712	51	7%	763
Point of Care Testing	1	114	646	85%	761
NONE		308	450	59%	758
FISHERMENS HOSPITAL CLINICAL LAB		686	68	9%	754
NORTH OKALOOSA MEDICAL CENTER		439	315	42%	754
CATALYST WALK IN CLINIC		595	150	20%	745
NORTHEAST FLORIDA NEUROLOGY CLINICS, INC		630	113	15%	743
NORTH FLORIDA PEDIATRICS PA	1	632	107	14%	740
GROWING TOGETHER PEDIATRICS LLC		683	53	7%	736
VITAS HEALTHCARE CORPORATION OF FLA	1	730	4	1%	735
SANTA ROSA MEDICAL GROUP		575	157	21%	732
ADVENTHEALTH CENTRA CARE TRINITY		639	87	12%	726
ADVENT HEALTH LAB - ORLANDO		431	294	41%	725
MIDWAY SPECIATLY CARE CENTER		504	220	30%	724
INTERLACHEN PEDIATRICS PA		690	32	4%	722
NORTH SHORE LIJ URGENT CARE PC		677	41	6%	718
Tampa Lakes Health and Rehabilitation Center	2	646	70	10%	718
DISNEY COVID TEST SITE		703	11	2%	714
ANY LAB TEST NOW	1	476	237	33%	714
CONSULATE HEALTH CARE OF NEW PORT RICHEY	2	590	121	17%	713
PRIMARY CARE SERVICES AT INDIAN RIVER ESTATES		687	19	3%	706
CAPE CANAVERAL HOSPITAL		461	236	34%	697
CRUCIAL CARE EMERGENCY MEDICINE DOCTORS		546	151	22%	697
PRIMARY CARE SOUTH INC		366	327	47%	693
PREMIER MEDICAL LABORATORY SERVICES	2	463	225	33%	690
CLINICAL PATHOLOGY LABS INC		619	69	10%	688
ORLANDO HEALTH AND REHAB CENTER		640	43	6%	683
Victoria Nursing and Rehabilitation Center		635	47	7%	682
REDI MED LLC		540	141	21%	681
SPECTOR SCIENTIFIC LAB	1	258	420	62%	679
KENDALL HEALTHCARE PROPERTIES DBA	2	649	27	4%	678
PALACE NURSING HOME & REHAB CENTER		640	36	5%	676
JACKSONVILLE BEACH PEDIATRIC CARE CENTER		616	58	9%	674
CARE ONE OF FLORIDA LLC		453	221	33%	674
HALIFAX MEDICAL CENTER-PORT ORANGE LAB		573	101	15%	674
MINI ER ADULT AND PEDIATRIC URGENT CARE		574	98	15%	672
EAST LAKE PEDIATRICS		580	92	14%	672
CREEKSIDE CARE CENTER	1	586	84	13%	671
ABSOLUTE GENOMICS	1	532	137	20%	670
NCH HEALTHCARE SYSTEM MICROBIOLOGY LAB		2	667	100%	669

COVID-19: testing by laboratory

Data through Feb 15, 2021 verified as of Feb 16, 2021 at 09:25 AM

Data in this report are provisional and subject to change.

The numbers in the table below represent the number of Florida and non-Florida residents for whom test results were received by the Department of Health. A person can be tested by more than one laboratory and can have both positive and negative results. **Therefore, the sum of the numbers in each column will be larger than the total number of people tested.**

Reporting lab	Inconclusive	Negative	Positive	Percent positive	Total
CARENOW URGENT CARE - FORT PIERCE		412	257	38%	669
WILLOWBROOKE COURT AT EDGEWATER POINTE ESTATES		659	9	1%	668
VENICE REGIONAL MEDICAL CENTER		574	93	14%	667
LAKELAND REGIONAL HEALTH PABLO		564	100	15%	664
DOCTOR'S MEMORIAL HOSPITAL		503	158	24%	661
FAMILY HEALTH CENTERS OF SWF LABS	2	577	81	12%	660
MEDICAL FP - WHOLE FAMILY HEALTH CENTER		539	120	18%	659
ADVENTHEALTH EXPRESS CARE AT WALGREENS		579	80	12%	659
TREE HOUSE PEDIATRICS PLLC		591	66	10%	657
CHILDRENS MEDICAL ASSOCIATION		594	62	9%	656
SOLARIS HEALTHCARE CHARLOTTE HARBOR		608	47	7%	655
POINT OF CARE TESTING SITE		630	24	4%	654
LIFE CARE CENTER OF NEW PORT RICHEY		617	33	5%	650
PALM GARDEN OF PORT SAINT LUCIE		641	8	1%	649
NCHMD, INC SOUTHEAST IMMEDIATE CARE		498	150	23%	648
LOOP PEDIATRICS PA	3	535	110	17%	648
MAVERICK LABS		459	188	29%	647
AMERICAN SCIENTIFIC LABORATORIES LLC		628	5	1%	633
PRIMARY CARE SERVICES AT ST ANDREWS ESTATES		620			620
WOODLANDS MEDICAL SPECIALISTS		372	244	40%	616
JOHN KNOX VILLAGE HEALTH CENTER		596	19	3%	615
LIFE CARE CENTER OF ORANGE PARK		584	30	5%	614
Crestview Rehabilitation Center	5	483	126	21%	614
MANOR PINES CONVALESCENT CENTER LLC	1	592	20	3%	613
24 HOUR PEDIATRIC CARE CENTER	1	565	47	8%	613
MOUNT SINAI LABORATORY		583	29	5%	612
BOND AND STEELE CLINIC PA		428	184	30%	612
HOLY CROSS HOSPITAL		12	598	98%	610
GULF COAST MOLECULAR LABORATORIES	12	499	98	16%	609
ETHOS WELLNESS PHARMACY		566	42	7%	608
GULF COAST VILLAGE		578	30	5%	608
ADVENTHEALTH MEDICAL GROUP PROMPT CARE		434	172	28%	606
CALHOUN LIBERTY HOSPITAL		454	150	25%	604
PATIENTS FIRST - MAHAN DRIVE		164	435	73%	599
GOLDEN GATE FAMILY CLINIC		174	423	71%	597
MAIN STREET MEDICAL CENTER		127	468	79%	595
MID-FLORIDA PATHOLOGY		452	143	24%	595
VETERANS AFFAIRS MEDICAL CENTER - JAMES A HALEY			595	100%	595
ST JOHN'S NURSING CENTER		573	21	4%	594
AMERICAN MEDICAL RESPONSE		588	5	1%	593
BIO-TECH CLINICAL LABORATORIES INC		504	84	14%	588
GOLDEN GLADES NURSING & REHABILITATION CTR		574	14	2%	588
HOLMES REGIONAL MEDICAL CENTER		5	581	99%	586
PALM GARDEN OF VERO BEACH		544	39	7%	583
CENTRAL FLORIDA HEALTH CARE INC		482	100	17%	582
THE PRESERVE		573	9	2%	582

COVID-19: testing by laboratory

Data through Feb 15, 2021 verified as of Feb 16, 2021 at 09:25 AM

Data in this report are provisional and subject to change.

The numbers in the table below represent the number of Florida and non-Florida residents for whom test results were received by the Department of Health. A person can be tested by more than one laboratory and can have both positive and negative results. **Therefore, the sum of the numbers in each column will be larger than the total number of people tested.**

Reporting lab	Inconclusive	Negative	Positive	Percent positive	Total
TELESCOPE HEALTH LLC	3	469	104	18%	576
BROOKDALE FORT MYERS CYPRESS LAKE		572	2	0%	574
LIFE CARE CENTER OF PENSACOLA		526	47	8%	573
VETERANS AFFAIRS MEDICAL CENTER	1	40	531	93%	572
MEDICAL VB		451	121	21%	572
CLEWISTON NURSING AND REHABILITATION CENTER		557	11	2%	568
TENNESSEE DOH - NASHVILLE	2	500	65	11%	567
FLAGLER COUNTY HEALTH DEPARTMENT	3	439	125	22%	567
BROAD INSTITUTE CLINICAL SEQUENCING RESEARCH PLATFORM	1	540	25	4%	566
NORTH VISTA HOSPITAL LABORATORY		470	96	17%	566
CONSULATE HEALTHCARE OF VERO BEACH	14	473	79	14%	566
SEBASTIAN RIVER MEDICAL CENTER	2	411	152	27%	565
HMA SANTA ROSA MEDICAL CENTER LLC DBA		437	122	22%	559
LIFE CARE CENTER OF HILLIARD		539	20	4%	559
FORT MYERS INTERNAL MEDICINE, LLC		502	55	10%	557
SHORELINE PHYSICIAN GROUP		342	215	39%	557
EAST LAKE PEDIATRICS PA		505	52	9%	557
ECCOLAB GROUP	1	146	408	74%	555
THERADOC		152	400	72%	552
PENSACOLA PEDIATRICS	1	334	217	39%	552
NEMOURS CHILDREN'S HOSPITAL		453	98	18%	551
ASAP LABS LLC		413	137	25%	550
The Sands at South Beach		545	4	1%	549
POINT WASHINGTON MEDICAL CLINIC	1	355	191	35%	547
VITAE DIAGNOSTICS		534	13	2%	547
CYPRESS VILLAGE	1	522	24	4%	547
VITAS HEALTHCARE CORP OF CENTRAL FL		524	22	4%	546
VIERA HOSPITAL, INC		420	124	23%	544
COASTAL URGENT CARE		428	116	21%	544
Signature HealthCare Center of Waterford		515	29	5%	544
CITY MEDICAL OF NEW JERSEY, PC		497	45	8%	542
EDEN SPRINGS NURSING AND REHAB CENTER		431	110	20%	541
NORTH FLORIDA MEDICAL GROUP		410	131	24%	541
NCF DIAGNOSTICS & DNA TECHNOLOGIES	15	208	318	59%	541
NSPIRE HEALTHCARE MIAMI LAKES	7	519	14	3%	540
J AND G MEDICAL GROUP LLC		449	91	17%	540
MANOR CARE HEALTH SERVICES - FT MYERS		515	24	4%	539
SPRING HILL HEALTH AND REHABILITATION CENTER		518	21	4%	539
DOCTORS CENTER,THE		427	109	20%	536
SOUTHEAST ALABAMA MEDICAL CENT		487	49	9%	536
FLORIDA GULF COAST UNIVERSITY		360	175	33%	535
MANOR CARE NURSING CENTER OF SARASOTA FL LLC		447	87	16%	534
MOORINGS PARK INSTITUTE, INC, THE		509	25	5%	534
AMERICAN FAMILY CARE PENSACOLA WEST		1	533	100%	534
MEDICAL CENTER CLINIC-IMMEDIATE CARE	1	423	104	20%	528
MED FAST URGENT CARE CENTER		260	268	51%	528

COVID-19: testing by laboratory

Data through Feb 15, 2021 verified as of Feb 16, 2021 at 09:25 AM

Data in this report are provisional and subject to change.

The numbers in the table below represent the number of Florida and non-Florida residents for whom test results were received by the Department of Health. A person can be tested by more than one laboratory and can have both positive and negative results. **Therefore, the sum of the numbers in each column will be larger than the total number of people tested.**

Reporting lab	Inconclusive	Negative	Positive	Percent positive	Total
CLARITY LABS		458	69	13%	527
VETERANS AFFAIRS MEDICAL CENTER - BAY PINES		17	510	97%	527
ORANGE BLOSSOM FAMILY HEALTH		498	26	5%	524
EMERALD SHORES HEALTH AND REHABILITATION		424	97	19%	521
DOH - INDIAN RIVER		448	73	14%	521
BOCA GRANDE HEALTH CLINIC		495	25	5%	520
EXPRESS URGENT CARE LLC		1	519	100%	520
DAVITA LABORATORY		426	91	18%	517
VILLA MARIA NURSING & REHAB CENTER INC	1	504	11	2%	516
BALDOMERO LOPEZ STATE VETERANS NURSING HOME	2	509	3	1%	514
AFC URGENT CARE CLEARWATER	1	123	386	76%	510
QUICK CARE MED		346	164	32%	510
MEDFAST URGENT CARE CENTERS		230	280	55%	510
EXPRESS PHARMACY		473	36	7%	509
GRAND COURT TAMPA		505	3	1%	508
Plantation Bay Rehabilitation Center		484	23	5%	507
WILLOW BROOKE COURT AT INDIAN RIVER ESTATES		462	44	9%	506
MEDONE URGENT CARE AT ST. AUGUSTINE		133	370	74%	503
DIAMOND RIDGE HEALTH AND REHABILITATION		471	31	6%	502
PEDIATRIC HEALTHCARE ALLIANCE PA		456	46	9%	502
CLINICAL PATHOLOGY LABS		386	111	22%	497
NCH HEALTHCARE BONITA		373	124	25%	497
CONTINENTAL CLINICAL RESEARCH, LLC		470	26	5%	496
MAYFLOWER ASSISTED LIVING		490	6	1%	496
PEBBLEBROOK PHARMACY		401	94	19%	495
JACKSON MEMORIAL PERDUE MEDICAL CENTER		471	24	5%	495
PALM GARDEN OF TAMPA		466	29	6%	495
JACKSON MEMORIAL LONG TERM CARE CENTER		470	21	4%	491
BUFFALO CROSSING HEALTHCARE & REHABILITATION CTR		475	15	3%	490
NEW YORK HOSPITAL LABORATORIES	1	476	12	2%	489
MEMORIAL PEMBROKE 24/7 CARE CENTER		369	119	24%	488
HEALTH CENTER AT BRENTWOOD	1	444	43	9%	488
ENZO CLINICAL LABS INC	3	463	22	5%	488
CLIFFORD CHESTER SIMS STATE VETERANS		475	11	2%	486
VETERANS AFFAIRS MEDICAL CENTER - GAINESVILLE		3	483	99%	486
Fernandina Beach Rehabilitation and Nursing Center	1	466	18	4%	485
VALENCIA HILLS HEALTH AND REHABILITATION CENTER		469	13	3%	482
BALDWIN PEDIATRICS	1	452	28	6%	481
SABAL PALMS HEALTH AND REHAB		430	50	10%	480
ST CLOUD REGIONAL MEDICAL CENTER CLINICAL LAB		394	86	18%	480
SUSANNA WESLEY HEALTH CENTER		440	36	8%	476
RIVER GARDEN HEBREW HOME FOR THE AGED		421	54	11%	475
SOLARIS HEALTHCARE LAKE CITY		379	95	20%	474
NORTH FLORIDA RETIREMENT VILLAGE		470	2	0%	472
HARBOUR HEALTH CENTER		455	14	3%	469
FOUNTAIN MANOR HEALTH AND REHAB CENTER	1	449	18	4%	468

COVID-19: testing by laboratory

Data through Feb 15, 2021 verified as of Feb 16, 2021 at 09:25 AM

Data in this report are provisional and subject to change.

The numbers in the table below represent the number of Florida and non-Florida residents for whom test results were received by the Department of Health. A person can be tested by more than one laboratory and can have both positive and negative results. **Therefore, the sum of the numbers in each column will be larger than the total number of people tested.**

Reporting lab	Inconclusive	Negative	Positive	Percent positive	Total
FLORIDA DEPARTMENT OF HEALTH CLAY COUNTY	1	371	96	21%	468
FLORIDA DEPARTMENT OF HEALTH IN CALHOUN COUNTY		347	121	26%	468
NAVAL HOSPITAL - JACKSONVILLE		136	331	71%	467
AMERICA'S PHARMACY LLC		414	52	11%	466
BAPTIST PRIMARY CARE	2	367	96	21%	465
PALM GARDEN OF JACKSONVILLE	2	382	79	17%	463
Quest Diag Unspecifd	1	314	147	32%	462
BROOKDALE PALMER RANCH	1	404	57	12%	462
Good Samaritan Society Kissimmee Village		396	65	14%	461
The Manor at Blue Water Bay		400	60	13%	460
PALMETTO FAMILY HEALTHCARE	1	290	169	37%	460
CHILDRENS MEDICAL ASSOCIATION PA		407	53	12%	460
HARTS HARBOR HEALTH CARE CENTER		438	21	5%	459
RICARDO NAVARRO DO PA		389	69	15%	458
THE PALACE AT HOMESTEAD	1	439	18	4%	458
LAUDERDALE NURSING CENTER LLC	1	438	19	4%	458
Southern Oaks Care Center	1	419	37	8%	457
HILLCREST HEALTH CARE & REHABILITATION CENTER	2	442	12	3%	456
MEDICAL CENTER OF DELTONA, INC		368	87	19%	455
CLARIDGE HOUSE NURSING CENTER		437	17	4%	454
ARCPPOINTS LABS		390	64	14%	454
PARKLANDS FACILITY INC	4	405	42	9%	451
MANOR AT CARPENTERS		422	27	6%	449
HEARTLAND PEDIATRICS OF LAKE WALES		399	48	11%	447
HERON POINTE HEALTH AND REHABILITATION	1	443	3	1%	447
WEST GABLES HEALTH CARE CENTER		437	10	2%	447
FLO-MEDILAB SERVICES LLC		188	257	58%	445
DIAMOND RIDGE HEALTH AND REHABILITATION CENTER		422	22	5%	444
NORTH FLORIDA REHABILITATION & SPECIALTY CARE		436	6	1%	442
Williston Care Center		383	57	13%	440
PIONEER CLINICAL LAB LLC		363	75	17%	438
MANOR OAKS NURSING & REHAB CENTER	4	432	2	0%	438
SMA SPECIALTY MEDICAL LAB		117	321	73%	438
DXTERITY DIAGNOSTICS	1	414	23	5%	438
SHORE ACRES CARE CENTER		401	35	8%	436
PEDIATRIC HEALTHCARE ALLIANCE		407	28	6%	435
Q ANSWER LAB	1	381	52	12%	434
LAB DOCTOR		382	52	12%	434
PHYSICIANS STAT LAB INC		362	71	16%	433
NEW PLANT CITY FAMILY CARE	1	228	203	47%	432
Solaris HealthCare Windermere		399	32	7%	431
AVECINA MEDICAL JULINGTON	1	240	189	44%	430
BENTON PEDIATRICS INC		383	47	11%	430
ST ANDREWS BAY SKILLED NURSING &		369	60	14%	429
CITRUS NURSING CENTER LLC		387	42	10%	429
FLORIDA DEPT OF HEALTH IN BREVARD COUNTY	3	363	63	15%	429

COVID-19: testing by laboratory

Data through Feb 15, 2021 verified as of Feb 16, 2021 at 09:25 AM

Data in this report are provisional and subject to change.

The numbers in the table below represent the number of Florida and non-Florida residents for whom test results were received by the Department of Health. A person can be tested by more than one laboratory and can have both positive and negative results. **Therefore, the sum of the numbers in each column will be larger than the total number of people tested.**

Reporting lab	Inconclusive	Negative	Positive	Percent positive	Total
FIRST CHOICE PEDIATRICS		340	87	20%	427
PALM GARDEN OF OCALA		330	97	23%	427
SANDBAY URGENT CARE		344	82	19%	426
FLORIDA HOSPITAL WAUCHULA		293	129	31%	422
APP-UNIPATH, LLC	2	405	14	3%	421
FAMILY HEALTH CENTERS OF SOUTHWEST FLORIDA INC		355	65	15%	420
PHYSICIANS PRIMARY CARE LAB		360	60	14%	420
CARE ONE OF FLORIDA	1	283	136	32%	420
GARCIA CLINICAL LABORATORY		28	392	93%	420
ORLANDO HEALTH CENTER FOR REHABILITATION		409	11	3%	420
EMERITUS AT NAPLES	2	416	1	0%	419
AFC URGENT CARE SEMINOLE			418	100%	418
DBI HEALTH INC		403	15	4%	418
Colonial Lakes Health Care		384	33	8%	417
HOPE HOSPICE AND COMMUNITY SERVICES INC	14	388	15	4%	417
LEHIGH REGIONAL MEDICAL CENTER LAB		371	44	11%	415
NEW YORK PRESBYTERIAN - CUMC CLINICAL		398	17	4%	415
PRO HEALTH		186	227	55%	413
MICHAEL A MIDDLETON MD PA		398	15	4%	413
PALM GARDEN OF CLEARWATER		394	18	4%	412
MINUTECLINIC LLC #3671		366	44	11%	410
AFC URGENT CARE FAMILY CARE			410	100%	410
CLINICAL ENTERPRISE, INC		389	20	5%	409
ELLENTON PEDIATRICS		390	18	4%	408
THE PALACE MANAGEMENT - THE PALACE AT CORAL GABLES		403	3	1%	406
TIDE LABORATORIES		362	43	11%	405
VITAS LUTHERAN TOWERS INPATIENT PROGRAM		340	63	16%	403
BROWARD PARTNERSHIP	6	386	7	2%	399
SUWANNEE HEALTH AND REHABILITATION CENTER		394	5	1%	399
Santa Rosa Center for Rehabilitation and Healing		332	66	17%	398
BOND CLINIC PA PEDIATRICS DEPT		362	35	9%	397
LITTLE PINE PEDIATRICS PLLC	1	342	53	13%	396
CONSULATE HEALTH CARE OF BAYONET POINT	4	384	7	2%	395
CARENOW	2	210	182	46%	394
MINI ER AND URGENT CARE		289	105	27%	394
SIGNATURE HEALTHCARE OF BROOKWOOD GARDENS		387	6	2%	393
FLORIDA HOSPITAL MEDICAL GROUP		256	137	35%	393
Ocala Health and Rehabilitation Center		372	20	5%	392
SOLARIS HEALTHCARE MERRITT ISLAND		351	40	10%	391
ABBAY DELRAY		384	5	1%	389
CARITHERS PEDIATRIC GROUP		345	44	11%	389
BARBER		13	376	97%	389
BREVARD HEALTH ALLIANCE		166	221	57%	387
PALMS OF SEBRING		352	34	9%	386
HEALTHY STEPS PEDIATRICS		340	45	12%	385
PALM GARDEN OF WINTER HAVEN	2	367	16	4%	385

COVID-19: testing by laboratory

Data through Feb 15, 2021 verified as of Feb 16, 2021 at 09:25 AM

Data in this report are provisional and subject to change.

The numbers in the table below represent the number of Florida and non-Florida residents for whom test results were received by the Department of Health. A person can be tested by more than one laboratory and can have both positive and negative results. **Therefore, the sum of the numbers in each column will be larger than the total number of people tested.**

Reporting lab	Inconclusive	Negative	Positive	Percent positive	Total
SOLARIS HEALTHCARE OSCEOLA		363	21	5%	384
BROOKSVILLE HEALTHCARE CENTER LLC		372	12	3%	384
SEMINOLE NURSING PAVILION		375	7	2%	382
ORCHARD PARK HEALTH & REHABILITATION		377	5	1%	382
CHILDRENS CLINIC WEST FLORIDA PEDIATRICS		346	36	9%	382
INDIAN RIVER CTR, LLC		335	46	12%	381
AFC URGENT CARE TYRONE		2	377	99%	379
STARKE FAMILY MEDICAL CENTER		293	85	22%	378
RUSKIN HEALTH CENTER		247	130	34%	377
BAYA PHARMACY WEST		8	368	98%	376
TREASURE COAST COMMUNITY HEALTH	3	318	55	15%	376
RAINBOW PEDIATRIC CENTER PA		349	26	7%	375
Timberridge Center for Rehabilitation and Healing		343	31	8%	374
MEDSCAN LABORATORY INC	1	163	210	56%	374
BROOKDALE PADDOCK HILLS	2	370	2	1%	374
Solaris Healthcare Daytona	2	324	46	12%	372
MEDIPATH		19	352	95%	371
MEDONE URGENT CARE CENTER		149	222	60%	371
HENDRY REGIONAL MEDICAL CENTER		107	264	71%	371
URGENT CARE BETHESDA	1	318	52	14%	371
Cypress Cove Care Center		270	100	27%	370
UR MEDICINE LABS- CENTRAL LABORATORY		348	22	6%	370
ADVENT HEALTH - TAMPA		148	220	60%	368
FLORIDA DEPARTMENT OF HEALTH		326	40	11%	366
CORE DIAGNOSTIC LABORATORIES LLC		249	117	32%	366
FAIR HAVENS CENTER, OPCO		360	6	2%	366
Stacey Health Care Centers Inc. dba Riverside Care Center		336	29	8%	365
INFORM DIAGNOSTICS		353	9	2%	362
CLERMONT HEALTH AND REHABILITATION CENTER		330	32	9%	362
WATSON THERAPEUTICS INC		347	15	4%	362
UNIVERSITY OF TAMPA INC, THE		357	2	1%	359
LIFEBRITE	1	167	191	53%	359
Darcy Hall Of Life Care		352	7	2%	359
MINUTECLINIC LLC, #10357		356	1	0%	357
Manatee Springs Rehabilitation and Nursing Center		337	20	6%	357
GOOD SAMARITAN CENTER		354	2	1%	356
TIDEWELL HOSPICE INC		348	6	2%	354
SOLARIS HEALTHCARE BAYONET POINT		336	16	5%	352
FLORIDA DEPARTMENT OF HEALTH IN LIBERTY COUNTY	2	256	94	27%	352
MY CLINICAL LAB		224	128	36%	352
SANFORD LABORATORIES		325	26	7%	351
BAYSHORE DIAGNOSTICS		309	41	12%	350
SIPARADIGM, DIAGNOSTIC INFORMATICS		273	76	22%	349
VILLAGE AT VIENNA SQUARE, THE	6	329	14	4%	349
MANORCARE HEALTH SERVICES - VENICE		292	55	16%	347
BLOUNTSTOWN REHABILITATION CENTER LLC		240	106	31%	346

COVID-19: testing by laboratory

Data through Feb 15, 2021 verified as of Feb 16, 2021 at 09:25 AM

Data in this report are provisional and subject to change.

The numbers in the table below represent the number of Florida and non-Florida residents for whom test results were received by the Department of Health. A person can be tested by more than one laboratory and can have both positive and negative results. **Therefore, the sum of the numbers in each column will be larger than the total number of people tested.**

Reporting lab	Inconclusive	Negative	Positive	Percent positive	Total
VETERANS AFFAIRS MEDICAL CENTER - LAKE CITY		52	293	85%	345
LIFE CARE PONTE VEDRA INC		337	8	2%	345
Destin Healthcare and Rehabilitation Center	1	306	37	11%	344
solaris Healthcare Parkway	2	325	17	5%	344
FAMILY CARE PARTNERS OF NORTHEAST FLORIDA LLC		271	72	21%	343
AFC URGENT CARE		67	275	80%	342
EPN URGENT CARE		44	297	87%	341
ADVENT HEALTH CENTRA CARE - PALM COAST		80	261	77%	341
CORAL BAY HEALTHCARE AND REHABILITATION	1	328	12	4%	341
NAPLES CHILDREN'S URGENT CARE		293	48	14%	341
HEALTH DESIGNS		328	13	4%	341
LIFE CARE CENTER OF PALM BAY□		315	25	7%	340
HEALTH CENTRAL PARK		273	66	19%	339
Bayside Care Center	1	318	20	6%	339
USAFSAM/PHE		174	165	49%	339
SELECT REFERENCE LABORATORIES, LLC	1	326	12	4%	339
AMEERAH LABS, LLC	2	257	79	23%	338
Palmetto Subacute Care Center		326	11	3%	337
Life Care Center of Ocala		279	58	17%	337
DIAGNOSTIC & CLINICAL CARE SERVICES INC DBA		265	71	21%	336
MOOSEHAVEN HEALTH CENTER		298	36	11%	334
ADVENTHEALTH EXPRESS CARE AT		267	66	20%	333
PALM GARDEN OF WEST PALM BEACH□	4	314	15	5%	333
HAINES CITY REHABILITATION AND NURSING CENTER		308	24	7%	332
SUNSHINE URGENT CARE LLC		194	138	42%	332
VITAS HEALTHCARE CORPORATION		327	4	1%	331
SUN COUNTRY PEDIATRICS PLLC	9	294	27	8%	330
PINES OF SARASOTA		325	4	1%	329
NORTH PINELLAS STATMED QUICK QUALITY CLINICS		236	93	28%	329
Life Care Center at Wells Crossing		309	18	6%	327
SEA BREEZE REHAB AND NURSING CENTER□		318	9	3%	327
VILLAGE DOCTORS OF KEYSTONE		246	80	25%	326
FLORIDA HOSPITAL HEARTLAND MED CTR LAKE PLACID		240	86	26%	326
TRI-COUNTY NURSING AND REHABILITATION CENTER INC		311	15	5%	326
COLOR GENOMICS, INC.	2	318	6	2%	326
PruittHealth Panama City	1	262	62	19%	325
FAIRWAY OAKS CENTER LLC	6	313	6	2%	325
ORCHARD RIDGE CARE AND REHABILITATION CENTER		306	19	6%	325
HARDEE MANOR HEALTH CARE CENTER	1	321	3	1%	325
FG RAPID RESULTS	2	116	206	64%	324
Palm Garden of Largo		319	4	1%	323
SERENADES IN THE VILLAGES		268	54	17%	322
CRONOS CLINICAL LABORATORY	22	210	90	28%	322
SIGNATURE HEALTHCARE OF NORTH FLORIDA		320	2	1%	322
STEWART SEBASTIAN RIVER MEDICAL CENTER		277	44	14%	321
MIDWAY SPECIALTY CARE CENTER	3	203	114	36%	320

COVID-19: testing by laboratory

Data through Feb 15, 2021 verified as of Feb 16, 2021 at 09:25 AM

Data in this report are provisional and subject to change.

The numbers in the table below represent the number of Florida and non-Florida residents for whom test results were received by the Department of Health. A person can be tested by more than one laboratory and can have both positive and negative results. **Therefore, the sum of the numbers in each column will be larger than the total number of people tested.**

Reporting lab	Inconclusive	Negative	Positive	Percent positive	Total
CORAL TRACE HEALTH CARE☐	2	313	5	2%	320
Marshall Health and Rehabilitation Center		277	43	13%	320
ANCIENT CITY PEDIATRICS		305	14	4%	319
DELTONA HEALTH CARE		295	23	7%	318
MAGNOLIA FAMILY URGENT CARE		281	35	11%	316
SABAL DIRECT PRIMARY CARE, PA		259	57	18%	316
MEDFAST URGENT CARE CENTER		86	230	73%	316
PruittHealth Santa Rosa		225	90	29%	315
PALM GARDEN OF ORLANDO		282	33	10%	315
Bay Breeze Senior Living and Rehabilitation Center		261	53	17%	314
BIOCEPT		292	22	7%	314
GENESIS MEDICAL LABORATORY MIAMI FL.		83	230	73%	313
LabCorp (Non-Interfaced)	1	122	189	61%	312
MANOR CARE OF BOYNTON BEACH LLC		288	24	8%	312
ATLANTIC SHORES NURSING AND REHAB CENTER	1	302	9	3%	312
ROLLINS COLLEGE WELLNESS CENTER		130	182	58%	312
FHMG FLORIDA HOSPITAL MEDICAL GROUP		277	34	11%	311
FLORIDA HEART & VASCULAR MULTISPECIALTY GROUP PA		217	94	30%	311
KEY WEST HEALTH AND REHAB	1	302	7	2%	310
Bardmoor Oaks Healthcare and Rehabilitation Center		300	10	3%	310
HARDEE COUNTY HEALTH DEPARTMENT		246	63	20%	309
ADDINGTON PLACE AT WELLINGTON GREEN		300	8	3%	308
MEDEXPRESS LUTZ		3	305	99%	308
ROSEWOOD HEALTH AND REHABILITATION CENTER		287	21	7%	308
ST LUCIE EMPLOYEE HEALTH & WELLNESS CENTER		303	5	2%	308
OCEAN VIEW NURSING AND REHAB CENTER		292	16	5%	308
BAY VILLAGE OF SARASOTA INC		303	3	1%	306
VILLAGE DOCTORS FAMILY MEDICAL CENTER OF		243	63	21%	306
SPECIALTY HEALTH AND REHABILITATION CENTER		281	25	8%	306
GOOD SAMARITAN SOCIETY-DAYTONA		286	19	6%	305
BRISTOL AT TAMPA, THE	4	292	8	3%	304
ASSOCIATESMD MEDICAL GROUP INC		254	50	16%	304
ASCEND CLINICAL	2	235	67	22%	304
SUNLAND MARIANNA COX MEDICAL CENTER		264	40	13%	304
PIONEER CLINICAL LAB, LLC		192	111	37%	303
ORLANDO VA MEDICAL CENTER			302	100%	302
AVELLINO LAB USA, INC	1	289	12	4%	302
NATIONS BEST FAMILY HEALTH CARE		130	172	57%	302
PHYSICIANS REGIONAL WALK-IN		185	116	39%	301
HEALTH PARK CARE CENTER		296	4	1%	300
KISSIMMEE FACILITY OPERATIONS LLC		277	23	8%	300
GANDY CROSSING CARE CENTER	1	286	13	4%	300
UNIVERSITY OF TAMPA STUDENT HEALTH AND SHC CLINICAL LABORATORY		152	147	49%	299
AVENTURA REHAB AND NURSING CENTER		293	6	2%	299
SAMANTHA WILSON CARE CENTER	4	285	9	3%	298
HEALTH FIRST ADVENTHEALTH CENTRA CARE - TITUSVILLE		56	241	81%	297

COVID-19: testing by laboratory

Data through Feb 15, 2021 verified as of Feb 16, 2021 at 09:25 AM

Data in this report are provisional and subject to change.

The numbers in the table below represent the number of Florida and non-Florida residents for whom test results were received by the Department of Health. A person can be tested by more than one laboratory and can have both positive and negative results. **Therefore, the sum of the numbers in each column will be larger than the total number of people tested.**

Reporting lab	Inconclusive	Negative	Positive	Percent positive	Total
BOCA BIOLISTICS REFERENCE LABORATORY	2	185	110	37%	297
ENCOMPASS HEALTH REHABILITATION HOSPITAL OF SUNRISE	8	283	6	2%	297
AVANTE AT MT DORA		293	3	1%	296
BUENA VISTA URGENT CARE		264	32	11%	296
ADVENTHEALTH MEDICAL GROUP PROMPT CAR	1	200	94	32%	295
SILVER CREEK SENIOR LIVING COMMUNITY		289	5	2%	294
OSPREY LODGE		235	59	20%	294
HCSO OCCUPATIONAL HEALTH AND WELLNESS CENTER		227	66	23%	293
THE SPRINGS AT BOCA CIEGA BAY		284	9	3%	293
NORTHWEST MEDICAL CENTER CLINICAL LABORATORY		175	117	40%	292
PALMS REHABILITATION AND HEALTHCARE CENTER		255	37	13%	292
ADVENTHEALTH EXPRESS CARE AT WALGREENS 49TH STREET		247	45	15%	292
TAMARAC REHABILITATION & HEALTH CENTER		288	3	1%	291
REGENTS PARK OF BOCA RATON		288	2	1%	290
ARGO SENIOR LIVING AT HAVERHILL		271	18	6%	289
AUBURN UNIVERSITY MEDICAL CLINIC		227	62	21%	289
ST JAMES HEALTH AND REHABILITATION CENTER		205	84	29%	289
PALM GARDEN OF GAINESVILLE	2	285	2	1%	289
FL HUD DESTIN, LLC D/B/A GRAND BOULEVARD HEALTH		254	35	12%	289
LUTHERAN HAVEN		281	8	3%	289
KENNEDY PAIN CLINIC GROUP LLC		260	28	10%	288
SAINTS 120 LLC	1	253	34	12%	288
LAKE EUSTIS HEALTH AND REHABILITATION CENTER		281	7	2%	288
PEDIATRIC ASSOCIATES OF OCALA PA		257	29	10%	286
LAKELAND REGIONAL HEALTH SYSTEMS INC		20	266	93%	286
BROOKDALE DESTIN		274	12	4%	286
SPRINGTREE REHAB & HEALTH CARE CENTER		269	16	6%	285
CROSS POINTE CARE CENTER	2	277	6	2%	285
RIVERS FAMILY MEDICINE PA		211	74	26%	285
NATURE COAST MEDICAL GROUP		196	88	31%	284
JACKSON PLAZA NURSING & REHAB CENTER	6	272	6	2%	284
BAPTIST PRIMARY CARE, INC		262	22	8%	284
ELMHURST HOSPITAL CENTER	1	262	20	7%	283
BRIDGEWATER PARK HEALTH AND REHAB		257	26	9%	283
DIGNITY HEALING, LLC		270	13	5%	283
FLOMEDILAB		70	212	75%	282
HOMESTEAD MANOR	2	240	40	14%	282
AVANTE AT LEESBURG INC		281	1	0%	282
CONSULATE HEALTH CARE OF SAFETY HARBOR		275	6	2%	281
HEATHER HILL HEALTHCARE CENTER		236	45	16%	281
AURORA DIAGNOSTICS BERNHARDT LABORATORIES PATHOLOGY SERVICE		190	91	32%	281
ST JUDE CHILDREN'S RESEARCH HOSPITAL		265	15	5%	280
RESTORE HEALTH URGENT CARE		201	79	28%	280
LONGWOOD FAMILY PRACTICE		210	69	25%	279
LIFE CARE CENTER OF WINTER HAVEN		261	18	6%	279
FAMILY CARE PARTNERS OF NE FLORIDA LLC		211	68	24%	279

COVID-19: testing by laboratory

Data through Feb 15, 2021 verified as of Feb 16, 2021 at 09:25 AM

Data in this report are provisional and subject to change.

The numbers in the table below represent the number of Florida and non-Florida residents for whom test results were received by the Department of Health. A person can be tested by more than one laboratory and can have both positive and negative results. **Therefore, the sum of the numbers in each column will be larger than the total number of people tested.**

Reporting lab	Inconclusive	Negative	Positive	Percent positive	Total
INTERNAL MEDICINE & PEDIATRICS OF TAMPA BAY PA		229	50	18%	279
RULEME CENTER	2	250	26	9%	278
QUALITOX LABORATORIES		105	172	62%	277
PRUITT HEALTH-SANTA ROSA		275	2	1%	277
The Care Center at Pinellas Park	1	268	8	3%	277
REHABILITATION CENTER OF LAKE CITY, THE		249	28	10%	277
WESTCHESTER GARDENS LIMITED PARTNERSHIP		269	6	2%	275
ROSEN MEDICAL CENTER		236	38	14%	274
Glades West Rehabilitation and Nursing Center		266	8	3%	274
WELL HEALTH WORKS	1	240	32	12%	273
Rehabilitation Center for Park Place LLC		261	11	4%	272
ST PETERSBURG PEDIATRICS-PARK BLVD		249	23	8%	272
HOLIDAY CVS LLC DBA CVS/PHARMACY #0440		262	9	3%	271
Solaris Healthcare Lake Bennet		238	32	12%	270
PEDIATRIC HEALTH CARE ALLIANCE, PA		242	27	10%	269
renaissance health and rehabilitation center		251	18	7%	269
PERSONALIZED GENETIC TESTING	1	176	92	34%	269
SOUTHWEST ORLANDO FAMILY MEDICINE, PL		223	46	17%	269
PREMIER PLACE AT THE GLENVIEW		260	8	3%	268
PORT SAINT LUCIE HOSPITAL		259	9	3%	268
TUSKAWILLA NURSING AND REHAB CENTER	2	257	7	3%	266
CHAUTAUQUA REHABILITATION AND NURSING CENTER		257	9	3%	266
ADVENT HEALTH CARE CENTER	9	245	12	5%	266
ADVENT HEALTH CENTRA CARE - ORMOND BEACH		113	153	58%	266
HEALTH CENTRAL CLINICAL LABORATORY		249	16	6%	265
DAVID SCOTT MADWAR MD PA□		238	27	10%	265
BAYA POINTE NURSING AND REHABILITATION		182	83	31%	265
URGENT CARE EXPRESS LLC		1	263	100%	264
BEAR CREEK NURSING CENTER		260	4	2%	264
SERANADES BY SONATA WEST ORANGE		234	29	11%	263
PEDIATRICS BY THE SEA		253	10	4%	263
MANOR CARE OF NAPLES FL LLC		260	3	1%	263
HARBOURWOOD	1	258	4	2%	263
TALLAHASSEE NHHI LLC	1	234	27	10%	262
ST PETERSBURG PEDIATRICS-SEMINOLE BLVD		205	57	22%	262
Solaris Healthcare Coconut Creek		255	6	2%	261
ONESTOP MEDICAL AND URGENT CARE LLC		220	40	15%	260
CLIFFORD CHESTER SIMS VA NURSING HOME		251	9	3%	260
CONSULATE HEALTHCARE OF KISSIMMEE		247	12	5%	259
BRENTWOOD RETIREMENT COMMUNITY	5	223	31	12%	259
FLORIDA WOMAN CARE LABORATORY LLC		232	26	10%	258
ACCURATE DIAGNOSTIC LABS, INC		243	15	6%	258
PROTEUS MOLECULAR AND CLINICAL LAB	1	148	109	42%	258
WHITE-WILSON MEDICAL CENTER - FORT WALTON BEACH		248	10	4%	258
BAPTIST PRIMARY CARE INC	1	232	24	9%	257
Solaris HealthCare Imperial		249	8	3%	257

COVID-19: testing by laboratory

Data through Feb 15, 2021 verified as of Feb 16, 2021 at 09:25 AM

Data in this report are provisional and subject to change.

The numbers in the table below represent the number of Florida and non-Florida residents for whom test results were received by the Department of Health. A person can be tested by more than one laboratory and can have both positive and negative results. **Therefore, the sum of the numbers in each column will be larger than the total number of people tested.**

Reporting lab	Inconclusive	Negative	Positive	Percent positive	Total
MANORCARE AT LELY PALMS		251	5	2%	256
VILLAGES REGIONAL HOSPITAL SURGERY CENTER LLC, THE		199	57	22%	256
Parkview Rehabilitation Center at Winter Park		249	6	2%	255
LAKE PARK OF MADISON		247	7	3%	254
SHELL POINT VILLAGE MEDICAL CENTER		246	7	3%	253
ST CATHERINE'S WEST REHABILITATION HOSPITAL		240	12	5%	252
SILVERCREST HEALTH AND REHABILITATION CENTER	3	242	7	3%	252
COMMUNITY HEALTH AND REHABILITATION CENTER		193	59	23%	252
ENCOMPASS HEALTH		245	6	2%	251
24/7 PEDIATRIC CARE CENTERS INC		231	19	8%	250
DOCTORS MEMORIAL HOSPITAL		129	121	48%	250
WESTWOOD HEALTHCARE SNF		204	45	18%	249
EXCEL PEDIATRICS		207	42	17%	249
LASER & SURGERY CENTER OF THE PALM BEACHES		248	1	0%	249
MARTIN MEMORIAL MEDICAL CENTER LAB		128	121	49%	249
AMBULATORY SURGERY CENTER OF BOCA RATON LTD		247	2	1%	249
Life Care Center of Punta Gorda	1	236	12	5%	249
ELMCROFT PINECREST	1	226	21	8%	248
Coastal Health and Rehabilitation Center		238	10	4%	248
HOLLEY NAVARRE MEDICAL CLINIC		179	69	28%	248
TAVARES PEDIATRICS		208	40	16%	248
FLORIDA HEALTH CARE PLANS			247	100%	247
W FRANK WELLS NURSING HOME		218	28	11%	246
CARRINGTON PLACE OF ST PETE LLC		242	4	2%	246
ADVANCED AMBULATORY SURGERY CENTER		235	11	4%	246
Heritage Healthcare at Tallahassee		239	7	3%	246
BROWARD NURSING & REHABILITATION CTR	8	231	7	3%	246
CHIPOLA HEALTH AND REHAB		228	17	7%	245
AVON PARK PEDIATRICS INC	3	220	22	9%	245
ESTERO ISLAND MEDICAL CENTER		191	54	22%	245
ROSEWOOD HEALTHCARE & REHABILITATION CENTER		239	6	2%	245
BUREAU OF CLINICAL LABORATORIES		205	40	16%	245
FAMILY EXPRESS URGENT CARE		4	240	98%	244
PAVILION FOR HEALTHCARE, THE		242	2	1%	244
MALABAR/ADVENT CENTRA CARE		48	196	80%	244
KINDRED HOSPITAL	7	232	5	2%	244
JACKSONVILLE KIDS PEDIATRICS, PLLC		211	32	13%	243
FRICKS PHARMACY		187	56	23%	243
ARCHER HEALTH VENTURES, LLC		217	25	10%	242
TIERRA PINES CENTER		230	12	5%	242
GOOD SAMARITAN CARES		236	5	2%	241
HAVEN OF OUR LADY OF PEACE INC		233	8	3%	241
RIVERWOOD HEALTH NH LLC		201	39	16%	240
HOLISTIX TREATMENT CENTERS		234	6	3%	240
CLARE BRIDGE OF SARASOTA		238	2	1%	240
Sunset Point Center		235	4	2%	239

COVID-19: testing by laboratory

Data through Feb 15, 2021 verified as of Feb 16, 2021 at 09:25 AM

Data in this report are provisional and subject to change.

The numbers in the table below represent the number of Florida and non-Florida residents for whom test results were received by the Department of Health. A person can be tested by more than one laboratory and can have both positive and negative results. **Therefore, the sum of the numbers in each column will be larger than the total number of people tested.**

Reporting lab	Inconclusive	Negative	Positive	Percent positive	Total
PALM GARDEN OF AVENTURA		236	3	1%	239
AMERICAN HOUSE SENIOR LIVING		189	49	21%	238
OCALA FAMILY MEDICAL CENTER INC	1	196	41	17%	238
USA HEALTH UNIVERSITY HOSPITAL CLINICAL LABORATORY	1	231	6	3%	238
VETERANS AFFAIRS MEDICAL CENTER - MIAMI		1	236	100%	237
Vi at Lakeside Village Skilled Nursing		232	5	2%	237
FORT MYERS REHABILITATION AND NURSING CENTER		211	26	11%	237
FLORIDA CLINICAL LABORATORY-BIOREFERENCE LABORATORIES		89	148	62%	237
JAMES A HALEY VETERANS HOSPITAL			236	100%	236
AVECINA MOBILE		121	115	49%	236
REGENTS PARK AT AVENTURA		221	14	6%	235
BAY TREE CARE AND REHABILITATION CENTER		197	38	16%	235
OAK HAMMOCK AT THE UNIVERSITY OF FLORIDA		229	6	3%	235
FIRST CHOICE PRIMARY CARE		187	47	20%	234
HOMESTEAD VILLAGE		223	11	5%	234
MEMPHIS PATHOLOGY LABORATORY	4	212	17	7%	233
Chatsworth at PGA National, LLC		222	11	5%	233
CENTERSTONE OF FLORIDA		216	17	7%	233
ABBOTT LABORATORIES		146	87	37%	233
MEDICAL CENTER AT OCEAN REEF,THE		220	12	5%	232
Life Care Center at Inverrary		228	4	2%	232
TGH		1	231	100%	232
TERRACES OF LAKE WORTH CARE CENTER		219	12	5%	231
MIAMI JEWISH HEALTH SYSTEMS, INC	3	220	8	3%	231
ManorCare Health Services-Palm Harbor	1	229			230
CHIPOLA MEDICAL ASSOCIATES, LLC		164	66	29%	230
ATLANTIC URGENT CARE		155	75	33%	230
EDGEWATER AT WATERMAN VILLAGE,THE		215	15	7%	230
HEALTHWORKS MED GROUP OF FLORIDA PA	3	220	6	3%	229
MANDARIN PEDIATRICS		209	20	9%	229
Cross Gardens Care Center		228	1	0%	229
LYNN HAVEN SPORTS COMPLEX-WALKON CLINIC		21	207	91%	228
ARCPPOINT LABS OF ST PETERSBURG		152	76	33%	228
FELLOWSHIP HOME AT THE FAIRWAY LLC		221	6	3%	227
Solaris Senior Living North Naples ALF		218	9	4%	227
PARKS HEALTHCARE & REHABILITATION CTR	4	211	11	5%	226
WALGREENS 3173		211	15	7%	226
OKEECHOBEE COUNTY HEALTH DEPT	1	147	78	35%	226
ADVENT HEALTH - ORLANDO		168	57	25%	225
Avante at Inverness		224	1	0%	225
Lakewood Nursing Center		196	29	13%	225
ARCPPOINT LABS OF SARASOTA MANATEE		148	76	34%	224
Crossbreeze care center	1	221	2	1%	224
LEHIGH VALLEY GENOMICS			223	100%	223
PINNACLES PEDS CARE PA		222			222
BOND CLINIC, PA		158	62	28%	220

COVID-19: testing by laboratory

Data through Feb 15, 2021 verified as of Feb 16, 2021 at 09:25 AM

Data in this report are provisional and subject to change.

The numbers in the table below represent the number of Florida and non-Florida residents for whom test results were received by the Department of Health. A person can be tested by more than one laboratory and can have both positive and negative results. **Therefore, the sum of the numbers in each column will be larger than the total number of people tested.**

Reporting lab	Inconclusive	Negative	Positive	Percent positive	Total
FLORIDA KEYS PEDIATRICS & ADOLESCENT CENTER		208	12	5%	220
Boynton Beach Rehabilitation Center	2	213	4	2%	219
WOOD LAKE HEALTH AND REHABILITATION CENTER		219			219
SARAPATH DIAGNOSTICS		112	106	49%	218
SIGNATURE HEALTHCARE AT THE COURTYARD		171	47	22%	218
Avante at Orlando		214	4	2%	218
Lake Port Square Health Center		202	15	7%	217
PEDIATRICS IN BREVARD PA		188	29	13%	217
LAKE PORT SQUARE		200	17	8%	217
STATMED QUICK QUALITY CLINIC AT NORTH PINELLAS		65	152	70%	217
THE MANOR AT CARPENTERS		185	32	15%	217
WHITE WILSON MEDICAL IMMEDIATE CARE NICEVILLE		16	201	93%	217
NORTH FLORIDA PEDIATRICS - MARIANNA		179	38	18%	217
PLANT CITY PEDIATRICS	1	182	33	15%	216
KR at Hillsborough Lakes/Lutz Healthcare		206	10	5%	216
ST. CLOUD REGIONAL MEDICAL CENTER		199	17	8%	216
AZALEA TRACE		203	13	6%	216
DISCOVERY VILLAGE AT MELBOURNE		189	26	12%	215
AMERICAN FINNISH NURSING HOME	1	209	5	2%	215
THE RESIDENCE AT TIMBER PINES	4	186	25	12%	215
Consulate Health Care of North Fort Myers		203	12	6%	215
BLOCK, NATION, CHASE, AND SMOLEN FAMILY MEDICINE		157	57	27%	214
CCS - JOSEPH V CONTE		212	2	1%	214
CYPRESS COVE		208	6	3%	214
GATEWAY/ADVENT CENTRA CARE	1	24	189	88%	214
UCC - WELLINGTON		3	210	99%	213
WIREGRASS DIRECT PRIMARY CARE PLLC		179	33	16%	212
POCONO MEDICAL CENTER		212			212
PCB CLINIC		167	45	21%	212
Life Care Center of Sarasota		200	12	6%	212
HOSPICE OF LAKE & SUMTER INC	1	208	3	1%	212
CONSULATE HEALTH CARE OF WINTER HAVEN		209	3	1%	212
ASCENSION MEDICAL GROUP		4	208	98%	212
ORANGE COUNTY HEALTH DEPT		201	11	5%	212
WASHINGTON REHAB AND NURSING		203	9	4%	212
SUNRISE DIAGNOSTIC LABORATORY		158	53	25%	211
LAKESIDE NEUROLOGIC		202	9	4%	211
TRENTON MEDICAL CENTER INC DBA PALMS MEDICAL GROUP	4	140	66	31%	210
BAY COUNTY SHERIFFS OFFICE JAIL FACILITY		186	24	11%	210
Taylor Care Center		204	5	2%	209
Whispering Oaks	11	175	23	11%	209
THE PALACE NURSING AND REHABILITATION CENTER		209			209
LA MER NH LLC		204	4	2%	208
BROOKDALE ATRIM WAY		202	6	3%	208
CLARE BRIDGE ORMOND BEACH	1	207			208
CORAL REEF NURSING & REHABILITATION CENTER		203	4	2%	207

COVID-19: testing by laboratory

Data through Feb 15, 2021 verified as of Feb 16, 2021 at 09:25 AM

Data in this report are provisional and subject to change.

The numbers in the table below represent the number of Florida and non-Florida residents for whom test results were received by the Department of Health. A person can be tested by more than one laboratory and can have both positive and negative results. **Therefore, the sum of the numbers in each column will be larger than the total number of people tested.**

Reporting lab	Inconclusive	Negative	Positive	Percent positive	Total
FORT PIERCE HEALTH CARE		200	7	3%	207
ADVENT HEALTH - DELTONA ER		160	47	23%	207
DOCTORS MEMORIAL FAMILY MEDICINE	2	142	63	30%	207
ST MARK VILLAGE		201	5	2%	206
SUPERIOR RESIDENCES OF PANAMA CITY BEACH		200	6	3%	206
MEDIPATH LLC		2	204	99%	206
NORTH FLORIDA PEDIATRICS PA - DUVAL		179	27	13%	206
Orchid Cove at Sarasota		205	1	0%	206
ARBOR FACILITY INC		205			205
FULGENT GENETICS	2	164	39	19%	205
MOBILE MEDICAL ASSOCIATES PL	7	167	30	15%	204
GLENRIDGE ON PALMER RANCH,THE		195	8	4%	203
HEALTH FIRST - HOLMES REGIONAL MEDICAL CENTER		32	171	84%	203
MACTOWN, INC		201	2	1%	203
BROOKDALE OF SPRING HILL	9	191	2	1%	202
LODGE HEALTH AND REHABILITATION CENTER, THE		170	32	16%	202
POLK COUNTY HEALTH DEPARTMENT		178	24	12%	202
PATHGROUP LABS LLC		97	105	52%	202
VAMC WEST PALM LAB		5	196	98%	201
ADVENT HEALTH CENTRA CARE - APOPKA NORTH		171	30	15%	201
Governors Creek Health and Rehabilitation	1	198	2	1%	201
HERITAGE HEALTHCARE AND REHABILITATION CENTER		195	5	3%	200
NSPIRE HEALTHCARE LAUDERHILL		194	6	3%	200
ADVENT HEALTH - CARROLLWOOD	4	169	26	13%	199
PALM BEACH PEDIATRICS PA	2	176	21	11%	199
ABBOTT DIAGNOSTICS		185	14	7%	199
SOLARIS SENIOR LIVING VERO BEACH		192	7	4%	199
CONEY ISLAND HOSPITAL		192	7	4%	199
LIFE CARE CENTER OF PORT ST. LUCIE		190	9	5%	199
TRINITY REGIONAL REHAB CENTER		184	15	8%	199
DEPARTMENT OF HEALTH & HUMAN SERVICES		198			198
HEARTLAND PEDIATRICS OF LAKE PLACID PA		172	26	13%	198
San Jose Health & Rehabilitation		192	6	3%	198
Heartland Healthcare of Ft. Myers	1	196	1	1%	198
LAUREL POINT CARE ACQUISITION LLC DBA SANDGATE GARDENS REHAB AND NURSI		171	27	14%	198
WHITE WILSON MEDICAL CENTER PA - NAVARRE		104	93	47%	197
VETERANS AFFAIRS ORLANDO VA MEDICAL CENTER			197	100%	197
Nspire Health Care Kendall		187	10	5%	197
BAYVIEW CENTER		191	5	3%	196
WIMAUMA COMMUNITY HEALTH CENTER		156	40	20%	196
DE LUNA HEALTH AND REHABILITATION CENTER		173	22	11%	195
Consulate Healthcare of West Palm Beach		179	16	8%	195
LAKE VIEW CARE CENTER AT DELRAY		189	6	3%	195
ABBIEJEAN RUSSELL CARE CENTER		195			195
WALGREENS 10670		171	23	12%	194
Bayside Health and Rehabilitation		165	29	15%	194

COVID-19: testing by laboratory

Data through Feb 15, 2021 verified as of Feb 16, 2021 at 09:25 AM

Data in this report are provisional and subject to change.

The numbers in the table below represent the number of Florida and non-Florida residents for whom test results were received by the Department of Health. A person can be tested by more than one laboratory and can have both positive and negative results. **Therefore, the sum of the numbers in each column will be larger than the total number of people tested.**

Reporting lab	Inconclusive	Negative	Positive	Percent positive	Total
BORLAND GROOVER CLINIC	1	159	34	18%	194
FOUNTAIN INN NURSING & REHABILITATION CTR, INC		188	6	3%	194
CONSULATE HEALTH CARE OF MELBOURNE		190	4	2%	194
HUNT CLUB PEDIATRIC ASSOCIATES, P.A.		163	30	16%	193
ADVENT HEALTH CENTRA CARE - DAYTONA BEACH		94	99	51%	193
BARTON HEALTH ALLIANCE		159	34	18%	193
SARNO EXTENDED HOURS		124	68	35%	192
TARPON POINT NURSING AND REHABILITATION CENTER		189	3	2%	192
PADDOCK RIDGE		188	3	2%	191
HEALTH LINK DIAGNOSTIC LABORATORIES		182	9	5%	191
PENSACOLA PEDIATRICS, PA		174	17	9%	191
INN AT ASTON GARDENS, THE		184	7	4%	191
Cross Terrace REhabilitation		189	2	1%	191
CYPRESS POINT LIVING, LLC		175	15	8%	190
NEO GENOMICS - FORT MYERS	1	183	6	3%	190
EDGEWOOD NURSING CENTER		183	7	4%	190
SOUTHLAND SUITES OF ORMOND BEACH	4	185			189
OCEAN REEF MEDICAL CENTER		150	38	20%	188
FLORIDA HEALTH CARE PLAN INC		2	186	99%	188
WOMEN'S CARE FLORIDA LABORATORY		183	5	3%	188
Surrey Place Healthcare and Rehabilitation		185	2	1%	187
PLANTATION NURSING & REHAB CENTER		187			187
NO FLORIDA PEDIATRICS, PA		161	26	14%	187
BOCA RATON REHABILITATION CENTER	4	180	3	2%	187
ANTHEM LAKES LLC		151	35	19%	186
FINLAY CLINICAL LABORATORY INC		36	150	81%	186
AMELIA MEDICAL CARE		40	146	78%	186
ADVENT		172	13	7%	185
WATERMARK LAKE POINTE WOODS LLC		167	18	10%	185
NIGHT LITE PEDIATRICS WINTER GARDEN		144	40	22%	184
ST. JAMES BAY HEALTH AND REHABILITATION CENTER		183	1	1%	184
QUOTIENT SCIENCES		178	6	3%	184
ARDEN COURTS OF TAMPA		180	4	2%	184
LCS SANDHILL COVE LLC DBA	6	171	7	4%	184
ADVENT HEALTH CENTRA CARE - WESLEY CHAPEL		13	170	93%	183
STERLING HOUSE OF DELAND		182	1	1%	183
Concordia Village of Tampa AL		178	5	3%	183
CORAL GABLES NURSING & REHABILITATION CENTER		173	10	5%	183
PALM HARBOR FAMILY PRACTICE & WALK-IN		136	46	25%	182
ADVENT HEALTH - LAKE NONA		157	25	14%	182
PONTE VEDRA GARDENS		181	1	1%	182
UNIVERSITY OF MIAMI		54	127	70%	181
VIERA MANOR ASSISTED LIVING RESIDENCE		174	7	4%	181
NADAL PEDIATRICS - VICTORIA STREET (3385)		153	28	15%	181
LAKEVIEW INTERNAL MEDICINE		127	54	30%	181
COLONY CLUB ALF,THE		168	13	7%	181

COVID-19: testing by laboratory

Data through Feb 15, 2021 verified as of Feb 16, 2021 at 09:25 AM

Data in this report are provisional and subject to change.

The numbers in the table below represent the number of Florida and non-Florida residents for whom test results were received by the Department of Health. A person can be tested by more than one laboratory and can have both positive and negative results. **Therefore, the sum of the numbers in each column will be larger than the total number of people tested.**

Reporting lab	Inconclusive	Negative	Positive	Percent positive	Total
BAPTIST HEALTH PRIMARY CARE	1	134	46	25%	181
Flagler Health and Rehabilitation		177	3	2%	180
BROOKDALE LAKE TAVARES		175	4	2%	179
ST ANTHONYS REHABILITATION HOSPITAL	9	168	2	1%	179
MATHISON RETIREMENT COMMUNITY, INC	1	170	8	4%	179
EVENT MED SERVICES LABORATORY		175	3	2%	178
The Waterford		176	2	1%	178
CANTERFIELD OF CLAY COUNTY		140	38	21%	178
AMA MEDICAL GROUP LLC		149	29	16%	178
FLORIDA ATLANTIC UNIVERSITY STUDENT HEALTH		142	35	20%	177
ADVENT HEALTH CENTRA CARE - CARROLLWOOD		5	172	97%	177
VI AT BENTLEY VILLAGE HOME CARE		177			177
GRACE PEDIATRICS		147	30	17%	177
Heritage Park Rehabilitation & Healthcare		159	18	10%	177
GEORGIA DEPARTMENT OF PUBLIC HEALTH	1	5	170	97%	176
MEDICAL CONSULTANTS OF FLORIDA LLC	1	142	33	19%	176
PATRIOT MEDICAL LABORATORIES		169	7	4%	176
DISCOVERY VILLAGE AT NAPLES		159	17	10%	176
Emory L Bennett State Veterans Nursing Home		173	3	2%	176
DOS OF NORTH SHORES NURSING & REHAB CENTER		175			175
ARTHREX MEDICAL CENTER	1	76	98	56%	175
OAKBROOK HEALTH AND REHABILITATION CENTER	1	160	14	8%	175
Consulate Health Care of St. Petersburg		174	1	1%	175
ORLANDO HEALTH EMERGENCY DEPARTMENT		163	11	6%	174
ASTON GARDENS AT PELICAN MARSH		169	5	3%	174
SAMIR EBEID MD		155	19	11%	174
YOUR FAMILY WALK-IN CLINIC		13	161	93%	174
The Inn at Sarasota Bay Club		172	2	1%	174
Sunnyside Nursing Home		170	3	2%	173
LUIS A GHIGLINO MD PA		167	6	3%	173
CHEEK AND SCOTT DRUGS INC		138	35	20%	173
ARDEN COURTS OF SEMINOLE		132	40	23%	172
BARKLEY PLACE	1	167	4	2%	172
HOSPITAL FOR SPECIAL SURGERY		169	3	2%	172
LAB CORP	1	95	75	44%	171
SANDY PINES	2	151	18	11%	171
MACCLENNY NURSING AND REHAB		154	17	10%	171
GOOD SAMARITAN SOCIETY OF DELAND		159	11	6%	170
ROSECASTLE OF CITRUS		140	30	18%	170
PRIMECARE OF DOTHAN		117	53	31%	170
TUSCAN GARDENS OF PALM COAST		166	3	2%	169
ALL SEASONS NAPLES LLC		164	5	3%	169
SUNCOAST URGENT CARE		124	45	27%	169
CANTERFIELD OF OCALA, LLC		158	11	7%	169
Life Care Center of Orlando		164	5	3%	169
PANAMA CITY DEVELOPMENTAL CENTER		168			168

COVID-19: testing by laboratory

Data through Feb 15, 2021 verified as of Feb 16, 2021 at 09:25 AM

Data in this report are provisional and subject to change.

The numbers in the table below represent the number of Florida and non-Florida residents for whom test results were received by the Department of Health. A person can be tested by more than one laboratory and can have both positive and negative results. **Therefore, the sum of the numbers in each column will be larger than the total number of people tested.**

Reporting lab	Inconclusive	Negative	Positive	Percent positive	Total
ALLSOUTH URGENT CARE		6	162	96%	168
MY HEALTHY BLUEPRINT BY BAPTIST HEALTH CARE		135	33	20%	168
POMPANO REHABILITATION AND NURSING CTR		167			167
URGENT CARE OF THE PALM BEACHES, NORTH PALM BEACH			167	100%	167
DEPARTMENT OF HEALTH BUREAU OF FAMILY		165	2	1%	167
LEESBURG PEDIATRICS		152	15	9%	167
ADVENT HEALTH CENTRA CARE - TEMPLE TERRACE	1	103	62	37%	166
JACKSONVILLE NURSING AND REHAB CENTER		160	6	4%	166
ANGELS DIAGNOSTIC GROUP		132	34	20%	166
US MEDICAL CARE, INC		148	17	10%	165
ADVANCED MEDICAL GROUP		1	164	99%	165
THE ARLINGTON OF NAPLES INC.		162	3	2%	165
BENDERSON FAMILY SKILLED NURSING AND		148	17	10%	165
STERLING HOUSE OF PUNTA GORDA		163	1	1%	164
BROOKDALE ORANGE PARK		163	1	1%	164
EXOSOME DIAGNOSTICS	1	145	18	11%	164
TUSCAN GARDENS OF VENETIA MANAGEMENT COMPANY		150	13	8%	163
GUEST HOUSE OCALA, THE		160	3	2%	163
OSPREY VILLAGE AT AMELIA ISLAND LTD		155	8	5%	163
BRADENTON HEALTH CARE		163			163
TRI COUNTY NURSING HOME		162	1	1%	163
MEADOWCREST FAMILY PHYSICIANS		97	66	40%	163
FLAGLER COUNTY DETENTION CENTER		156	7	4%	163
BONIFAY NURSING AND REHAB CENTER		134	29	18%	163
DAIRY ROAD URGENT CARE	2	71	89	55%	162
PRECISION GENETICS, INC		156	6	4%	162
CAYUGA MEDICAL CENTER AT ITHACA		156	5	3%	161
GENE BY GENE		61	100	62%	161
SOMERBY LAKE NONA		154	7	4%	161
KEYSTONE REHAB		160			160
MIRACLE HILL NURSING & REHABILITATION CENTER INC		155	5	3%	160
CHILDREN MED CARE INC		137	23	14%	160
GLADES HEALTH CARE CENTER		157	3	2%	160
FIRST CHOICE PEDIATRICS SEMORAN		80	80	50%	160
GREENBRIAR REHABILITATION AND NURSING CENTER	1	159			160
CITRUS HEALTH AND REHAB		128	31	19%	159
ARCADIA HEALTH AND REHABILITATION CENTER		100	59	37%	159
BAY VUE NURSING AND REHABILITATION CENTER		149	10	6%	159
BROOKDALE FORT MYERS THE COLONY		154	4	3%	158
MORSE LIFE MEMORY CARE RESIDENCE		150	8	5%	158
BEACON AT GULF BREEZE, THE	2	149	7	4%	158
WUESTHOFF REF LABORATORY			158	100%	158
SOUTH BALDWIN REGIONAL MEDICAL CENTER		147	11	7%	158
SUWANNEE VALLEY NURSING CENTER		144	14	9%	158
MID FLORIDA PATHOLOGY LLC MOBILE UNIT #4		106	50	32%	156
ST PETERSBURG PEDIATRICS-EAST BAY	1	127	28	18%	156

COVID-19: testing by laboratory

Data through Feb 15, 2021 verified as of Feb 16, 2021 at 09:25 AM

Data in this report are provisional and subject to change.

The numbers in the table below represent the number of Florida and non-Florida residents for whom test results were received by the Department of Health. A person can be tested by more than one laboratory and can have both positive and negative results. **Therefore, the sum of the numbers in each column will be larger than the total number of people tested.**

Reporting lab	Inconclusive	Negative	Positive	Percent positive	Total
WOODBIDGE FACILITY INC		152	4	3%	156
TIMBERRIDGE NURSING HOME & REHAB		123	33	21%	156
CONCORD LIFE SCIENCES LLC		139	17	11%	156
BRIGHTON EGGERT PHARMACY INC		151	5	3%	156
Englewood Healthcare and Rehab		141	15	10%	156
ARDEN COURTS OF LARGO FL, LLC		142	13	8%	155
CSL PLASMA		31	124	80%	155
COCOA BEACH/ADVENT CENTRA		41	114	74%	155
AFTER HOURS PEDIATRICS INC	1	1	153	99%	155
PRUITT HEALTH		153	2	1%	155
EDWARD J HEALEY REHAB & NURSING CENTER		155			155
CENTRAL FLORIDA HEALTHCARE GROUP LLC		134	21	14%	155
ZON BEACHSIDE LLC		128	27	17%	155
DIAMOND RIDGE		147	7	5%	154
NEW YORK CITY DEPARTMENT OF HEALTH & MENTAL		123	31	20%	154
ROSECASTLE OF ZEPHRHILLS		152	2	1%	154
PALMETTO FACILITY INC	1	153			154
WESLEY HAVEN VILLA	1	118	34	22%	153
DOCTORS MEMORIAL FAMILY PRACTICE	2	118	33	22%	153
SPEARHEAD MEDICAL		112	40	26%	152
FAWCETT MEMORIAL HOSPITAL-LAB		39	113	74%	152
HOLISTIC PEDIATRICS GROUP LLC		133	19	13%	152
WORKPLACE SCREENING INTELLIGENCE			152	100%	152
LABORATORY OF FLORIDA		97	53	35%	150
POINTE, THE		122	28	19%	150
NORTH FLORIDA INTERNAL MEDICINE PA		117	33	22%	150
WHITE-WILSON MEDICAL CENTER - NICEVILLE		135	15	10%	150
Chatham Glen Healthcare and Rehabilitation Center		143	7	5%	150
PRECISION HEALTH RESOURCES, LLC	1	133	15	10%	149
SPRINGS AT LAKE POINTE WOODS		147	2	1%	149
RITECARE MEDICAL CENTER		92	57	38%	149
MOBILE INFIRMARY MED CENTER PATH LAB		133	15	10%	148
GENOSUR LLC		143	4	3%	147
FARAH MEDICAL		137	10	7%	147
REFUAH HEALTH CENTER LABORATORY		140	7	5%	147
QUICK CARE MED LLC	1	120	26	18%	147
GOLD CHOICE SENIOR COMMUNITIES		107	40	27%	147
GULF COAST MEDICAL CENTER		142	4	3%	146
CITY OF PORT SAINT LUCIE		135	11	8%	146
SEAGRASS VILLAGE FLEMING ISLAND		110	36	25%	146
REGENCY CARE OF BLOUNTSTOWN LLC		135	10	7%	145
SEASIDE HEALTH AND REHABILITATION CENTER		88	57	39%	145
PEDIATRICS OF GREATER ORLANDO		127	18	12%	145
NCRNC INC		140	4	3%	144
PALM BEACH COUNTY HEALTH DEPT LAB	4	134	6	4%	144
Signature healthcare of Jacksonville		139	5	3%	144

COVID-19: testing by laboratory

Data through Feb 15, 2021 verified as of Feb 16, 2021 at 09:25 AM

Data in this report are provisional and subject to change.

The numbers in the table below represent the number of Florida and non-Florida residents for whom test results were received by the Department of Health. A person can be tested by more than one laboratory and can have both positive and negative results. **Therefore, the sum of the numbers in each column will be larger than the total number of people tested.**

Reporting lab	Inconclusive	Negative	Positive	Percent positive	Total
HUNT CLUB PEDIATRIC ASSOCIATES PA		88	56	39%	144
BAY EDUCATORS WELLNESS CENTER		90	54	38%	144
ADVENTHEALTH CENTRA CARE PONCIANA	1	81	61	43%	143
HOSPICE OF ST FRANCIS INC		137	6	4%	143
PROVIDENCE HOSPITAL LABORATORY		135	8	6%	143
JEFFERY WEINZWEIG		2	141	99%	143
PHYSICIANS REGIONAL MEDICAL CENTER - PINE RIDGE		19	124	87%	143
Quail Run Health Care Center		143			143
COASTAL INTERNAL MEDICINE		105	37	26%	142
HAWKINS FAMILY MEDICINE LLC		96	46	32%	142
LAKEVIEW TERRACE RETIREMENT COMMUNITY		125	17	12%	142
SUNNY HILLS ALF OF SEBRING INC		131	11	8%	142
The Crossroads		141	1	1%	142
WRIGHTS HEALTH CARE AND REHABILITATION CENTER		112	30	21%	142
VENICE REGIONAL BAYFRONT HEALTH (PULMONARY)		126	15	11%	141
NOVARI CARE LLC		97	44	31%	141
OAKS OF KISSIMMEE HEALTH AND REHABILITATION CENTER		138	3	2%	141
PORT ST LUCIE REHABILITATION AND HEALTHCARE		98	43	30%	141
ARDEN COURTS OF DELRAY BEACH FL LLC	3	129	9	6%	141
UNITED CLINICAL LABORATORIES		132	9	6%	141
BROOKDALE PENSACOLA		140	1	1%	141
WEDGEWOOD HEALTHCARE CENTER		92	48	34%	140
ELLENTON PEDIATRICS PA		129	11	8%	140
FAMILY EXTENDED CARE OF CENTRAL TAMPA		121	18	13%	139
Gulf Coast Healthcare (Longwood Health and Rehab		118	21	15%	139
PALM BEACH COUNTY FIREFIGHTERS HEALTH CLINIC, LLC		111	28	20%	139
CROSSWINDS HEALTH AND REHABILITATION CENTER	1	136	2	1%	139
The Grove Health and Rehabilitation		116	23	17%	139
MILLENNIUM LAB SERVICES			139	100%	139
VIPEDIATRICS PLLC		126	12	9%	138
ALTAMONTE MD			138	100%	138
AMERICAN PATHOLOGY PARTNERS		136	2	1%	138
ADVENT HEALTH CENTRA CARE - CITRUS PARK		9	128	93%	137
FHMG-FLORIDA HOSPITAL MEDICAL GROUP		115	22	16%	137
MANOR AT BLUEWATER BAY		131	6	4%	137
PPC-LAB EDI ORCHARD BI		129	8	6%	137
WALGREENS 6221		122	15	11%	137
KINDRED HOSPITAL THE PALM BEACHES		132	5	4%	137
SONATA COCONUT CREEK	2	111	24	18%	137
LabCorp L#09258090 M#09258105		74	62	46%	136
DOLPHIN POINTE HEALTH CARE LLC		118	18	13%	136
ADVENT HEALTH CENTRA CARE - DELAND		28	108	79%	136
SURREY PLACE CARE CENTER		130	6	4%	136
DAYSRING VILLAGE		114	22	16%	136
GRAVITY DIAGNOSTICS, LLC		36	100	74%	136
PEDIATRIC CARE CENTER		135			135

COVID-19: testing by laboratory

Data through Feb 15, 2021 verified as of Feb 16, 2021 at 09:25 AM

Data in this report are provisional and subject to change.

The numbers in the table below represent the number of Florida and non-Florida residents for whom test results were received by the Department of Health. A person can be tested by more than one laboratory and can have both positive and negative results. **Therefore, the sum of the numbers in each column will be larger than the total number of people tested.**

Reporting lab	Inconclusive	Negative	Positive	Percent positive	Total
LABCORP BURLINGTON		106	29	21%	135
IRL MARKET LAB ALACHUA		104	31	23%	135
HIALEAH SHORES NURSING AND REHAB CENTER		127	8	6%	135
ADVENT HEALTH CENTRA CARE - ORANGE CITY	1	53	81	60%	135
PENSACOLA PEDIATRICS PA - TIGER POINT	18	111	5	4%	134
PHYSICIAN PARTNERS PERRY		74	60	45%	134
220 GOLDEN, LLC	1	118	15	11%	134
LONGWOOD HEALTH AND REHABILITATION CENTER		124	10	7%	134
ADVANCED MEDICAL CENTER		86	48	36%	134
VILLAGE PLACE NH LLC		110	24	18%	134
FORT WALTON REHABILITATION CENTER		96	37	28%	133
PEDIATRIC SPECIALISTS MEDICAL GROUP	1	121	11	8%	133
DOCTOR'S IN HOUSE LABORATORY		18	115	86%	133
STEWART MEDICAL GROUP		34	99	74%	133
Hampton Court Nursing and Rehabilitation Center		131	2	2%	133
SUMMERFIELD EMERGENCY ROOM		102	31	23%	133
GRAVITY DIAGNOSTICS		45	87	66%	132
PATHWAY PHARMACY		105	27	20%	132
MIDWAY PRIMARY CARE, LLC	4	79	49	37%	132
QUEENS HOSPITAL CENTER	1	123	8	6%	132
MIAMI VA HEALTHCARE SYSTEM			132	100%	132
ALL FLORIDA FAMILY AND SPORTS MEDICINE		114	18	14%	132
HIGHLANDS URGENT CARE			132	100%	132
THE REHABILITATION CENTER OF LAKE CITY		127	5	4%	132
Nemours Children's Urgent Care		80	52	39%	132
JACKSON COUNTY HEALTH DEPARTMENT		92	39	30%	131
DESOTO PALMS ALF		126	5	4%	131
SONATA DELRAY BEACH		121	10	8%	131
REGENCY PARK		113	18	14%	131
THE WELLNESS CENTER AT LAKEWOOD RANCH		43	88	67%	131
PALMS MEDICAL GROUP HIGH SPRINGS		103	28	21%	131
INTEGRATED REGIONAL LABORATORIES		119	12	9%	131
KENILWORTH CARE & REHABILITATION CENTER		124	7	5%	131
VILLAGE PEDIATRICS LLC		106	25	19%	131
MV MEDICAL PRACTICE DBA PRIMARY URGENT CARE		124	7	5%	131
CHARTER SENIOR LIVING OF PANAMA CITY BEACH		109	21	16%	130
CENTRACARE		17	113	87%	130
SOUTH CAMPUS FACILITY INC		122	7	5%	129
CRANE CENTER		98	31	24%	129
SUNY UPSTATE MEDICAL UNIVERSITY		122	7	5%	129
FLORIDA DEPARTMENT OF HEALTH IN TAYLOR COUNTY	1	89	39	30%	129
BMHSI-AEL MICROBIOLOGY LABORATORY	2	102	25	19%	129
TRI-COUNTY NURSING HOME		117	11	9%	128
IMA MEDICAL GROUP		74	54	42%	128
JACKSONVILLE UNIVERSITY		117	11	9%	128
ADVENTHEALTH HOSPICE CARE CENTRAL FLORIDA		127	1	1%	128

COVID-19: testing by laboratory

Data through Feb 15, 2021 verified as of Feb 16, 2021 at 09:25 AM

Data in this report are provisional and subject to change.

The numbers in the table below represent the number of Florida and non-Florida residents for whom test results were received by the Department of Health. A person can be tested by more than one laboratory and can have both positive and negative results. **Therefore, the sum of the numbers in each column will be larger than the total number of people tested.**

Reporting lab	Inconclusive	Negative	Positive	Percent positive	Total
SHOAL CREEK REHABILITATION CENTER		85	42	33%	127
CORE BIO LABS		76	51	40%	127
LIFE CARE CENTER OF ALTAMONTE SPRINGS		102	25	20%	127
ADVENTHEALTH EXPRESS CARE AT WESLEY CH		114	13	10%	127
GESSLER CLINIC PA		98	29	23%	127
ADVENT HEALTH - TIMBERRIDGE ER		107	20	16%	127
CLARE BRIDGE OF CAPE CORAL	1	126			127
RDV SPORTSPLEX PEDIATRICS		105	21	17%	126
PROVISTA DIAGNOSTICS, INC		123	3	2%	126
HILLSBOROUGH COUNTY DEVELOPMENTAL CTR	1	117	8	6%	126
SEAVIEW NURSING AND REHABILITATION CENTER		124	1	1%	125
LAKE REGIONAL URGENT CARE		7	118	94%	125
FOUNTAINS OF HOPE LLC, THE		124	1	1%	125
JUNO DERMATOLOGY LLC		112	13	10%	125
CARENOW URGENT CARE - LAKE MARY			125	100%	125
BROOKDALE CAPE CORAL		125			125
MANOR CARE OF PALM HARBOR		123	1	1%	124
Lakeside Nursing and Rehabilitation Center	1	98	25	20%	124
FINNISH AMERICAN REST HOME-ALF		122	2	2%	124
CARENOW LAKE MARY			124	100%	124
WEST COAST FAMILY MEDICAL CARE		96	28	23%	124
KINDRED HOSPITAL-BAY AREA-ST PETERSBURG LAB	1	117	6	5%	124
THE CLUB AND REHABILITATION CENTER		123	1	1%	124
ARBOR GLEN AT ARBOR TRACE	2	113	9	7%	124
ARDEN COURTS OF FORT MYERS		120	3	2%	123
TGH URGENT CARE - SEMINOLE			123	100%	123
ISLAND HEALTH AND REHABILITATION CENTER		122	1	1%	123
TUSCAN ISLE CHAMPIONSGATE OP CO LLC		121	2	2%	123
WILLOW BROOKE COURT AT AZALEA TRACE		123			123
SIGNATURE HEALTHCARE OF ORANGE PARK		119	3	2%	122
ADVENT HEALTH CENTRA CARE - BRANDON		31	91	75%	122
DB MD		110	12	10%	122
COQUINA CENTER		119	3	2%	122
MAINSTREAM DIAGNOSTIC LABORATORY LLC		106	16	13%	122
NAVARRE GARDENS LLC		96	25	21%	121
HARBORCHASE OF VERO BEACH		106	15	12%	121
FAWCETT MEMORIAL HOSPITAL LABORATORY			121	100%	121
CLINICA HISPANA		1	120	99%	121
VILLA MARIA WEST SKILLED NURSING FACILITY		114	7	6%	121
CARE CENTERS OF NASSAU		118	3	2%	121
PARKVIEW HEALTH		121			121
NO FLORIDA PEDIATRICS, PA - BRADFORD		103	18	15%	121
CITRUS MEMORIAL HOSPITAL			121	100%	121
SEA PINES REHABILITATION HOSPITAL		120	1	1%	121
URGENT CARE TCMA			120	100%	120
WINDSOR OF LAKEWOOD RANCH,THE		118	2	2%	120

COVID-19: testing by laboratory

Data through Feb 15, 2021 verified as of Feb 16, 2021 at 09:25 AM

Data in this report are provisional and subject to change.

The numbers in the table below represent the number of Florida and non-Florida residents for whom test results were received by the Department of Health. A person can be tested by more than one laboratory and can have both positive and negative results. **Therefore, the sum of the numbers in each column will be larger than the total number of people tested.**

Reporting lab	Inconclusive	Negative	Positive	Percent positive	Total
BROOKDALE JENSEN BEACH ☐		117	3	3%	120
VENICE REGIONAL MEDICAL CENTER BAYFRONT HEALTH		53	67	56%	120
FLORIDA DEPARTMENT OF HEALTH IN LAKE COUNTY	1	78	41	34%	120
AMERICAN HOUSE-BONITA SPRINGS ☐		119	1	1%	120
MEYER PEDIATRICS		107	13	11%	120
MATHISON RETIREMENT COMMUNITY		114	5	4%	119
PALMS FACILITY INC		104	15	13%	119
MEDICATION ROOMS-CSU/CI NURSE STATION	1	110	8	7%	119
ADVENT HEALTH - WESTCHASE ER		99	20	17%	119
ISLAND URGENT CARE PLLC DBA AFC URGENT CARE		118	1	1%	119
IQBAL A FARUQUI MD ☐		87	32	27%	119
BOSTON RED SOX CLUB LP		117	2	2%	119
QUICK CARE MED PL CR		80	39	33%	119
PROMPT CARE OF CENTRAL FLORIDA			119	100%	119
NORTH FL SOUTH GA HCS-MALCOM RANDALL VAMC			119	100%	119
SONNIS PEDIATRICS PA		107	12	10%	119
COASTAL HEALTH AND REHAB		110	8	7%	118
HIGHLANDS LAKE CENTER		115	3	3%	118
RDX BIOSCIENCE		60	58	49%	118
The Crossings		118			118
MINUTECLINIC DIAGNOSTIC OF RHODE ISLAND, LLC #729		113	4	3%	117
PSL NAPLES BH OPERATIONS, LLC		117			117
Avante at Melbourne		116	1	1%	117
NEIGHBORHOOD MEDICAL CENTER		112	5	4%	117
BELVEDERE COMMONS OF FORT WALTON BEACH		107	10	9%	117
WILLOWBROOKE COURT AT ST ANDREWS ESTATES		112	5	4%	117
STERLING HOUSE OF WINTER HAVEN		113	3	3%	116
WINDERMERE MEDICAL CENTER		112	4	3%	116
AMERICAN FAMILY MEDICAL LLC		78	38	33%	116
LEE COUNTY SCHOOL DISTRICT	1	108	7	6%	116
SUNFLOWER SPRINGS ASSISTED LIVING		105	10	9%	115
BROOKDALE COLONIAL PARK	2	112	1	1%	115
MILLER BIOCONNECT		95	19	17%	114
ELAN BUENA VISTA		97	17	15%	114
ACCESS MEDICAL CENTER		100	14	12%	114
SH HERON EAST LLC ☐		100	14	12%	114
CHERRY OAK PALM BEACH COUNTY		108	6	5%	114
DIAGNOSTIC LABORATORY OF OKLAHOMA		91	23	20%	114
NAPHCARE, INC AT MANATEE COUNTY JAIL		89	25	22%	114
Courtyards of Orlando Care Center		101	12	11%	113
THREE OAKS PHARMACY INC		102	11	10%	113
AYERS HEALTH & REHABILITATION CENTER		109	4	4%	113
CLEARWATER STATMED QUICK QUALITY CLINICS		37	76	67%	113
HOBDAIRI FAMILY HEALTH LLC ☐		78	35	31%	113
TIFFANY HALL NURSING AND REHAB CENTER		104	9	8%	113
WILLISTON PEDIATRICS PA		91	22	19%	113

COVID-19: testing by laboratory

Data through Feb 15, 2021 verified as of Feb 16, 2021 at 09:25 AM

Data in this report are provisional and subject to change.

The numbers in the table below represent the number of Florida and non-Florida residents for whom test results were received by the Department of Health. A person can be tested by more than one laboratory and can have both positive and negative results. **Therefore, the sum of the numbers in each column will be larger than the total number of people tested.**

Reporting lab	Inconclusive	Negative	Positive	Percent positive	Total
PANAMA PHARMACY	3	93	17	15%	113
CABANA AT JENSEN DUNES, THE		110	3	3%	113
ALLIED HEALTH FORT PIERCE		112			112
LORI MCAULIFFE MD PA		93	19	17%	112
Sandy Ridge Center for Rehabilitation and Healing		91	21	19%	112
FLORIDA HEALTH CARE PLANS INC		1	111	99%	112
RESEARCH CENTERS OF AMERICA, LLC		91	21	19%	112
BROWARD HEALTH CORAL SPRINGS EPIDEMIOLOGY DEPT		1	111	99%	112
CRYSTAL RIVER HEALTH & REHAB		112			112
ANCHOR CARE AND REHABILITATION CENTER		111	1	1%	112
TREASURE COAST MEDICAL ASSOCIATES		4	108	96%	112
ADVENTHEALTH MEDICAL GROUP FAMILY MEDICINE AT		88	24	21%	112
EAST NEW YORK DIAGNOSTIC AND TREATMENT		105	6	5%	111
WALTON PLACE		111			111
WHITE WILSON MEDICAL CENTER IMMEDIATE CARE		12	99	89%	111
SPRING HAVEN RETIREMENT	1	110			111
CLEVELAND CLINIC FOUNDATION		12	99	89%	111
PHYSICIANS REGIONAL CLINIC		82	28	25%	110
LAKE HOUSE ASSISTED LIVING		93	17	15%	110
Kindred Hospital South Florida Hollywood SNU		103	7	6%	110
WELL-BEING MEDICAL CENTER PLLC		100	9	8%	109
MG PORT CHARLOTTE II SUBTENANT LLC		98	11	10%	109
MILLENNIUM PHYSICIAN GROUP LLC		93	16	15%	109
RIVERSIDE RECOVERY OF TAMPA		108	1	1%	109
MONTEFIORE MEDICAL CENTER LABORATORIES - MOSES		100	9	8%	109
AZALEA TRACE PHYSICIAN SERVICES		108	1	1%	109
NADAL PEDIATRICS		86	22	20%	108
EVANS HEALTH CARE		106	2	2%	108
TGH URGENT CARE - TYRONE		2	106	98%	108
ST VINCENT'S AMBULATORY CARE INC DBA	2	91	15	14%	108
WESTWOOD NURSING & REHAB		74	33	31%	107
GRAND OAKS HEALTH & REHABILITATION		106	1	1%	107
NURSING PLUS OF BROWARD LLC		92	15	14%	107
VITAS HEALTHCARE CORPORATION OF FLORIDA		104	3	3%	107
ST AUGUSTINE HEALTH & REHAB CENTER		107			107
NAVY HOSPITAL			107	100%	107
BAY VIEW HEALTHCARE		85	22	21%	107
THE COURTYARD ASSISTED LIVING		103	4	4%	107
ELMCROFT OF BELLA VITA		98	8	8%	106
MINUTECLINIC LLC #4987		92	14	13%	106
MD 365 MEDICAL CARE		105	1	1%	106
HEART OF FLORIDA REGIONAL MED CTR		35	71	67%	106
SMILEY MEDICAL GROUP		77	28	27%	105
CITRUS MEMORIAL HEALTH SYSTEM LAB		2	103	98%	105
PICH KTM CORP DBA MEDTOWN PHARMACY		89	16	15%	105
MEDICAL CONSULTANTS OF FLORIDA DBA	1	90	14	13%	105

COVID-19: testing by laboratory

Data through Feb 15, 2021 verified as of Feb 16, 2021 at 09:25 AM

Data in this report are provisional and subject to change.

The numbers in the table below represent the number of Florida and non-Florida residents for whom test results were received by the Department of Health. A person can be tested by more than one laboratory and can have both positive and negative results. **Therefore, the sum of the numbers in each column will be larger than the total number of people tested.**

Reporting lab	Inconclusive	Negative	Positive	Percent positive	Total
SOLARIS SENIOR LIVING OF MERRITT ISLAND		102	3	3%	105
UNIVERSITY MEDICAL CENTER SUITES		91	13	13%	104
VISTA MANOR		92	12	12%	104
SUMMIT MEDICAL GROUP		95	9	9%	104
CCS - PAUL REIN DETENTION FACILITY		76	28	27%	104
NORTH FLORIDA EVALUATION AND TREATMENT CENTER	2	97	5	5%	104
L&S SENIOR CARE DBA ARCADIA OAKS	4	99	1	1%	104
GRANDE, THE	2	98	4	4%	104
BENTON HOUSE AT OAKLEAF		76	28	27%	104
PINELLAS CARE CENTER		76	27	26%	103
TRADITION MEDICAL CENTER LABORATORY		48	55	53%	103
BIODESIX, INC.		77	26	25%	103
PREDICTIVE LABORATORIES, INC	1	90	12	12%	103
PARTICLE THEORY LABS		95	8	8%	103
UNIVERSITY HEALTH SYSTEM INC		93	10	10%	103
MARTIN ACQUISITION 1 LLC DBA		90	13	13%	103
Mt Sinai Aventura			103	100%	103
NORTH BEACH REHABILITATION CENTER		100	2	2%	102
STAR CARE		88	14	14%	102
PROFESSIONAL URGENT CARE SERVICES		74	28	27%	102
FAMILY MEDICAL CARE OF PALM BEACH		41	60	59%	101
MAGNOLIA MEDICAL CLINIC		11	90	89%	101
North Lake Care Center		100	1	1%	101
MCW MENTAL HEALTH LLC		99	2	2%	101
The Ponce Therapy Care Center		97	4	4%	101
APLS SERVICES LLC D/B/A CLEAR DIAGNOSTICS	10	91			101
EMBRY RIDDLE AERONAUTICAL UNIVERSITY HEALTH SERVICES		1	99	99%	100
Centre Pointe Health and Rehabilitation Center		89	11	11%	100
Consulate Health Care of Port Charlotte		98	2	2%	100
ALL MY KIDS PEDIATRICS INC		75	25	25%	100
DOUGLAS T JACOBSON STATE VETERANS HOME		100			100
MED COMP SCIENCES		1	99	99%	100
JEFFERSON COUNTY HEALTH DEPARTMENT-MONTICELLO		72	28	28%	100
JPR URGENT MEDICAL CARE		98	1	1%	99
SOUTH BALDWIN MEDICAL CENTER GULF SHORES		78	21	21%	99
GEORGE SAFRAN MD PC		88	11	11%	99
CENTRAL FLORIDA HEALTH CARE		47	52	53%	99
HOSPICE OF THE EMERALD COAST INC - PANAMA CITY	2	90	7	7%	99
ARBOR TERRACE ORTEGA LLC	2	96	1	1%	99
WHITE PLAINS HOSPITAL CENTER LAB		94	4	4%	98
CHARLES CROFT MD	1	96	1	1%	98
KINDRED HOSPITAL MELBOURNE	1	94	3	3%	98
FLAGLER COLLEGE HEALTH SERVICES		70	28	29%	98
URINEGOODHANDS LLC		96	2	2%	98
ST MARK ASSISTED LIVING CENTER	1	85	12	12%	98
PLAZA OF HALLANDALE BEACH		98			98

COVID-19: testing by laboratory

Data through Feb 15, 2021 verified as of Feb 16, 2021 at 09:25 AM

Data in this report are provisional and subject to change.

The numbers in the table below represent the number of Florida and non-Florida residents for whom test results were received by the Department of Health. A person can be tested by more than one laboratory and can have both positive and negative results. **Therefore, the sum of the numbers in each column will be larger than the total number of people tested.**

Reporting lab	Inconclusive	Negative	Positive	Percent positive	Total
SACRED HEART HEALTH SYSTEM INC		73	25	26%	98
SEMINOLE COUNTY HEALTH DEPARTMENT		79	19	19%	98
GLOBAL CENTRAL LABS AT PPD	2	88	8	8%	98
Cross Landings Health and Rehabilitation		97	1	1%	98
LANDMARK, THE		48	50	51%	98
WELLSNOW URGENT CARE PC		98			98
FLORIDA COMMUNITY HEALTH CENTERS INC			98	100%	98
CLERMONT URGENT CARE			98	100%	98
MY CLINICAL LAB INC		17	81	83%	98
ALLCARE MEDICAL CENTERS PC		77	20	21%	97
HOSPICE OF THE TREASURE COAST		94	3	3%	97
HEALTH CENTERS AT BRENTWOOD		96	1	1%	97
ISLAND DOCTORS		12	85	88%	97
SEMINOLE SPORTS AND FAMILY MEDICINE		86	11	11%	97
LATE HOURS URGENT CARE		58	39	40%	97
RIDGEWOOD DIAGNOSTIC LABORATORY		92	5	5%	97
J FRANK AVEY MD		77	20	21%	97
BAYSHORE MEMORY CARE		96			96
WESTCHESTER MEDICAL CENTER		93	3	3%	96
PBC FIREFIGHTER BENEFIT FUND WELLNESS CENTER		74	22	23%	96
MARKET STREET VIERA		95	1	1%	96
PEDIATRIC ASSOCIATES ORLANDO		82	14	15%	96
HEALTHPOINT MED GRP OF THE EMERALD COAST LLC		73	23	24%	96
ARBOR TRAIL		77	19	20%	96
DEVANSH LAB WERKS INC		79	16	17%	95
CROSS CITY REHABILITATION AND HEALTH CARE CENTER		72	23	24%	95
A PLUS PEDIATRICS		81	14	15%	95
SIGNATURE HEALTHCARE OF PORT CHARLOTTE		88	7	7%	95
PEDIATRIC CARE CENTER- JACKSONVILLE BEACH		67	28	29%	95
MACADAMS HOME HEALTH AGENCY		94	1	1%	95
VIERA HOSPITAL			95	100%	95
THE TERRACE OF KISSIMMEE		80	15	16%	95
PINELLAS COUNTY JAIL			94	100%	94
CONSULATE HEALTH CARE OF SARASOTA	1	93			94
DIAGNOSTIC SOLUTIONS		3	91	97%	94
VILLAS OF HOLLY BROOK - BRADENTON 14TH		94			94
ADVENTHEALTH MEDICAL GROUP PRIMARY CARE		89	4	4%	93
KALEIDA HEALTH CENTER FOR LABORATORY		87	6	6%	93
HURLBURT FIELD CLINIC		39	54	58%	93
AMERICAN HOUSE COCONUT POINT		81	12	13%	93
PENNSYLVANIA DEPT OF HEALTH		21	72	77%	93
ORLANDO LUTHERAN TOWERS ASSISTED LIVING		93			93
FIRSTCARE CLINIC		42	51	55%	93
MINNESOTA TWINS		87	5	5%	92
KORGENE LAB	1	23	68	74%	92
JUPITER MEDICAL CENTER URGENT CARE - STUART		62	30	33%	92

COVID-19: testing by laboratory

Data through Feb 15, 2021 verified as of Feb 16, 2021 at 09:25 AM

Data in this report are provisional and subject to change.

The numbers in the table below represent the number of Florida and non-Florida residents for whom test results were received by the Department of Health. A person can be tested by more than one laboratory and can have both positive and negative results. **Therefore, the sum of the numbers in each column will be larger than the total number of people tested.**

Reporting lab	Inconclusive	Negative	Positive	Percent positive	Total
HARBORCHASE OF NAPLES		78	13	14%	91
KINDRED HOSPITAL - SOUTH FLORIDA		90	1	1%	91
BAHIA OAKS LODGE		85	6	7%	91
ADVENT HEALTH CENTRA CARE - WATERMAN		78	13	14%	91
HERON CLUB AT PRESTANCIA		89	2	2%	91
PRIME HEALTH OF NORTH PORT LLC		82	9	10%	91
HIGHLANDS MEDICAL CENTER		87	3	3%	90
MAGNOLIA DIAGNOSTIC		2	88	98%	90
MIAMI BEACH COMMUNITY HEALTH CENTER		1	89	99%	90
CAREMOUNT MEDICAL - PATHOLOGY		86	4	4%	90
QPS, LLC		87	3	3%	90
Peninsula Care and Rehab		78	12	13%	90
KEYS MEDICAL GROUP			90	100%	90
ROHR HOME		87	3	3%	90
SUMMIT MEDICAL GROUP PA		81	9	10%	90
D PEDIATRICS		82	8	9%	90
JOHN KNOX VILLAGE OF FLORIDA ALF	1	85	4	4%	90
SUNSHINE GARDENS		88	1	1%	89
STUART LODGE LIVING LLC		66	23	26%	89
LIFE BRITE		73	16	18%	89
F&T MEDICAL RESEARCH, INC		89			89
NORTH FLORIDA SPINE AND WELLNESS		69	20	22%	89
FREEDOM INN AT TARPON SPRINGS		81	7	8%	88
GOVERNOR'S CREEK HEALTH & REHABILITATION		87	1	1%	88
LAKE GIBSON VILLAGE, LLC		85	3	3%	88
KINDRED HOSPITAL SOUTH FLORIDA		86	2	2%	88
ARIZONA DEPARTMENT OF HEALTH SERVICES		5	83	94%	88
ST PETERSBURG PEDIATRICS-MLK JUNIOR BLVD		80	8	9%	88
ADVENT HEALTH - PALM HARBOR ER		64	24	27%	88
AVERO DIAGNOSTICS		64	24	27%	88
A2Z DIAGNOSTICS		86	1	1%	87
PACIFIC ANALYTICS			87	100%	87
LECONTE MEDICAL CENTER LAB		69	18	21%	87
RITE MEDICAL CARE PC		86	1	1%	87
FLORIDA MEDICAL CLINIC LLC		49	38	44%	87
BRANDON HEALTH AND REHABILITATION CENTER	1	85	1	1%	87
KINDRED HOSPITAL NORTH FLORIDA	3	79	5	6%	87
SEVEN HILLS HEALTH AND REHABILITATION CENTER		70	16	19%	86
NSPIRE HEALTHCARE TAMARAC		80	6	7%	86
PENSACOLA DEVELOPMENTAL CENTER		67	19	22%	86
CCS - BROWARD COUNTY JAIL		80	6	7%	86
SOUTH GEORGIA MEDICAL CENTER		48	38	44%	86
DISCOVERY VILLAGE AT THE FORUM		86			86
ALTERNATIVE LIVING, INC DBA TWIN CITIES PAVILION		84	2	2%	86
Crystal Health & Rehab Center		79	6	7%	85
LABCORP RTP		34	51	60%	85

COVID-19: testing by laboratory

Data through Feb 15, 2021 verified as of Feb 16, 2021 at 09:25 AM

Data in this report are provisional and subject to change.

The numbers in the table below represent the number of Florida and non-Florida residents for whom test results were received by the Department of Health. A person can be tested by more than one laboratory and can have both positive and negative results. **Therefore, the sum of the numbers in each column will be larger than the total number of people tested.**

Reporting lab	Inconclusive	Negative	Positive	Percent positive	Total
East Bay Rehabilitation Center		51	34	40%	85
MEASE COUNTRYSIDE HOSPITAL		1	84	99%	85
FHMG LAKE MARY PEDS		72	13	15%	85
PEDIATRICS IN BREVARD PA- ROCKLEDGE		54	31	36%	85
MIAMI SHORES NURSING & REHAB		85			85
W. FRANK WELLS NURSING HOME		84	1	1%	85
HAWTHORN HOUSE		70	14	17%	84
NITE LITE PEDIATRICS - JACKSONVILLE		76	8	10%	84
ARBOR TERRACE SAN JOSE LLC	3	79	2	2%	84
PANCARE HEALTH GULF COUNTY		58	26	31%	84
ATRIUM AT LIBERTY PARK		80	4	5%	84
ADVANCED EMURGENT CARE		27	57	68%	84
CLYDE E LASSEN STATE VETERANS NURSING HOME		59	25	30%	84
OPPENHEIMER PLASTIC SURGERY LLC		79	5	6%	84
PINES OF SARASOTA GARDEN		84			84
WALGREENS #12673		82	2	2%	84
LAFAYETTE NURSING AND REHABILITATION CENTER		81	2	2%	83
SENIOR LIVING VII TAMPA LLC	1	73	9	11%	83
LABCORP EMPLOYER SERVICES		82	1	1%	83
ESCAMBIA COUNTY JAIL		57	26	31%	83
DAYSRING SENIOR LIVING LLC		81	2	2%	83
MICRO PATH LABORATORIES INC		81	2	2%	83
STONY BROOK UNIVERSITY MEDICAL CENTER		68	14	17%	82
DELAND WELLNESS CENTER			82	100%	82
THE PAVILION FOR HEALTH CARE		72	10	12%	82
Lexington Health and Rehabilitation Center		82			82
CANOPY ON BERRYHILL, THE		51	31	38%	82
LAB		29	53	65%	82
INNOVATIVE TRANSFUSION MEDICINE, INC	2	69	11	13%	82
ERIE COUNTY MEDICAL CTR CLINICAL LABS		78	4	5%	82
JUPITER MEDICAL CENTER URGENT CENTER		56	26	32%	82
PALMS EDGE	1	75	6	7%	82
EC OPCO CARROLLWOOD LLC		76	6	7%	82
PEDIATRIC ASSOCIATES AT ARGYLE PA		78	4	5%	82
MOOSEHAVEN LIFE CARE CENTER		81			81
MINUTECLINIC DIAGNOSTIC OF SOUTH CAROLINA, LLC		66	15	19%	81
BRILLIANCE ASSISTED LIVING		63	18	22%	81
BIO-TECH CLINICAL LABORATORIES		41	40	49%	81
CAREATC CITY OF TAMPA		65	16	20%	81
WALGREENS 4915		73	8	10%	81
GULFCOAST PEDIATRICS		74	6	8%	80
HUNTSVILLE HOSPITAL LABORATORY		55	25	31%	80
UNIVERSITY OF CENTRAL FLORIDA HEALTH SERVICES		80			80
EAST ALABAMA MEDICAL CENTER LABORATORY		68	12	15%	80
AVANTE AT OCALA INC		55	25	31%	80
ARDEN COURTS OF LELY PALMS		79	1	1%	80

COVID-19: testing by laboratory

Data through Feb 15, 2021 verified as of Feb 16, 2021 at 09:25 AM

Data in this report are provisional and subject to change.

The numbers in the table below represent the number of Florida and non-Florida residents for whom test results were received by the Department of Health. A person can be tested by more than one laboratory and can have both positive and negative results. **Therefore, the sum of the numbers in each column will be larger than the total number of people tested.**

Reporting lab	Inconclusive	Negative	Positive	Percent positive	Total
NEW SMYRNA BEACH URGENT CARE			80	100%	80
METROPOLITAN HOSPITAL CENTER		76	4	5%	80
HAZELDEN FLORIDA	1	76	3	4%	80
MEMORY CARE OF NAPLES		80			80
GRAND OAKS OF JENSEN BEACH LLC		79	1	1%	80
SONATA WEST		77	2	3%	79
EDGEWATER AT WATERMAN VILLAGE		78	1	1%	79
VETERANS AFFAIRS MEDICAL CENTER - PALO ALTO		28	51	65%	79
BALMORAL TENANT SERVICES INC	1	43	35	44%	79
CBS LABS OF TAMPA LLC		3	76	96%	79
A COUNTRY PLACE ASSISTED LIVING FACILITY		77	2	3%	79
HOSPICE OF MARTIN & ST LUCIE, INC		76	3	4%	79
BAPTIST MEDICAL CENTER SOUTH		64	15	19%	79
CATHOLIC HEALTH SYSTEM DEPT LABORATORY		77	2	3%	79
LABFIRST - DEPARTMENT OF PATHOLOGY		76	3	4%	79
DIATHERIX LABORATORIES		40	39	49%	79
ST PETERSBURG PEDIATRICS-SEMINOLE		68	11	14%	79
WINDSOR OAKS		77	1	1%	78
Madison Health and Rehabilitation Center		42	36	46%	78
HEARTLAND HEALTHCARE AND REHAB CENTER		56	22	28%	78
LAKE MORTON PLAZA		75	3	4%	78
VITAS HEALTHCARE		72	6	8%	78
GIBBENS FAMILY MEDICAL, LLC		60	18	23%	78
CVS		17	60	78%	77
PLYMOUTH HOME FOR ADULTS, INC.	8	68	1	1%	77
ORANGE CITY NURSING AND REHAB		75	2	3%	77
SEMINOLE TRIBE OF FLORIDA		61	16	21%	77
QUALITY URGENT CARE AND WELLNESS PL	2	44	31	40%	77
TRUE NORTH HEALTH NAVIGATION LLC DBA DISPATCHHEALTH	1	60	16	21%	77
WALGREENS 9627		70	6	8%	76
CLINICAL PATHOLOGY ASSOCIATES-SONIC REFERENCE LAB		76			76
WINDSOR REFLECTIONS		75	1	1%	76
DYNAMIC MEDICAL USA			76	100%	76
NORTH PORT REHABILITATION AND NURSING CENTER		75	1	1%	76
MD 365 MEDICAL CARE PLLC		76			76
CHAMBREL AT ISLAND LAKE		73	3	4%	76
S-H THIRTY-FIVE OPCO- PORT ST LUCIE, LLC	1	75			76
PARK OF THE PALMS INC		76			76
MOBILE PHYSICIAN SERVICES INC		67	8	11%	75
PROMEDICA LABORATORIES		21	54	72%	75
BOND CLINIC PA		43	32	43%	75
BEACHES PEDIATRICS PA		70	5	7%	75
ADVENTHEALTH EXPRESSCARE		45	30	40%	75
SANIBEL INTERNAL MEDICINE, LLC		72	3	4%	75
HEALTH FIRST - PALM BAY HOSPITAL		2	72	97%	74
NOAH CLINICAL LABORATORY		63	11	15%	74

COVID-19: testing by laboratory

Data through Feb 15, 2021 verified as of Feb 16, 2021 at 09:25 AM

Data in this report are provisional and subject to change.

The numbers in the table below represent the number of Florida and non-Florida residents for whom test results were received by the Department of Health. A person can be tested by more than one laboratory and can have both positive and negative results. **Therefore, the sum of the numbers in each column will be larger than the total number of people tested.**

Reporting lab	Inconclusive	Negative	Positive	Percent positive	Total
LAKE HOWELL FAMILY MEDICINE ASSOCIATES		63	11	15%	74
CENTRAL BALDWIN IMMEDIATE CARE & FAMILY PRACTICE		57	17	23%	74
CENTURY CENTER FOR REHABILITATION & HEALING		56	18	24%	74
BROWARD HEALTH MEDICAL CENTER		3	70	96%	73
MINUTECLINIC DIAGNOSTIC		68	5	7%	73
WATERCREST ST LUCIE WEST	1	69	3	4%	73
ROSECASTLE AT DELANEY CREEK		72	1	1%	73
BROWARD HEALTH MEDICAL CENTER CLINICAL LAB			73	100%	73
LAB PLUS, LLC AT SAINT THOMAS WEST HOSPITAL		59	14	19%	73
SUNLIFE PHARMACY		69	4	5%	73
Golfview Healthcare Center		73			73
CONSULATE HEALTH CARE - LAKE MARY		72	1	1%	73
SCOTT LAKE HEALTH AND REHABILITATION CENTER		71	2	3%	73
BROOKDALE OVIEDO		71	2	3%	73
Oakhurst Center		65	7	10%	72
TUSCAN ISLE OPERATING COMPANY LLC DBA		69	3	4%	72
HUNTINGTON HOSPITAL LABORATORY		69	3	4%	72
SIMED LABORATORY		57	15	21%	72
CRAIG BERGER MD PL D/B/A BAY AREA EYE INSTITUTE		72			72
ST VINCENT'S BIRMINGHAM		66	6	8%	72
HAVEN OF OUR LADY OF PEACE		72			72
PORT CHARLOTTE REHABILITATION CENTER		61	10	14%	71
EXPERTUS LABORATORIES INC		24	47	66%	71
LONG TERM CARE OF JAY, LLC		50	21	30%	71
HEARTLAND PHARMACY LAKE PLACID, INC		53	18	25%	71
FLORIDA PEDIATRIC GROUP		27	44	62%	71
ADVANCED LAB		67	4	6%	71
AMMON LABS		61	10	14%	71
ASHRAF MEDICAL GROUP PLLC DBA PULSE MD		69	2	3%	71
STERLING HOUSE OF TALLAHASSEE	3	62	6	8%	71
NORTH SHORE MEDICAL LABS	1	65	5	7%	71
SUNCOAST COMMUNITY HEALTH CENTERS PEDIATRICS		21	49	70%	70
BIOREFERENCE LABORATORIES		8	62	89%	70
ADVENT HEALTH - LAKE MARY		60	10	14%	70
Highlands Regional Hospital		63	7	10%	70
ALTAMONTE PEDIATRIC ASSOCIATES		31	39	56%	70
CALADIUM PEDIATRICS		63	7	10%	70
PANIRA HEALTHCARE CLINIC		2	68	97%	70
SUMMIT AT VENICE	2	63	5	7%	70
OAK MANOR NURSING HOME		66	4	6%	70
HERITAGE HEALTHCARE AND REHABILITATION CENTER		69			69
USF HEALTH MORSANI CENTER		5	64	93%	69
CP/AIG PENSACOLA DEVELOPMENT LLC		66	3	4%	69
UNIVERSITY CENTER MEDICAL LLC DBA	1	65	3	4%	69
PARKSIDE INN	3	64	2	3%	69
PLANTATION GENERAL HOSPITAL CLINICAL LAB		26	43	62%	69

COVID-19: testing by laboratory

Data through Feb 15, 2021 verified as of Feb 16, 2021 at 09:25 AM

Data in this report are provisional and subject to change.

The numbers in the table below represent the number of Florida and non-Florida residents for whom test results were received by the Department of Health. A person can be tested by more than one laboratory and can have both positive and negative results. **Therefore, the sum of the numbers in each column will be larger than the total number of people tested.**

Reporting lab	Inconclusive	Negative	Positive	Percent positive	Total
ARBOR OAKS AT TYRONE	7	61	1	1%	69
CORNERSTONE MEDICAL CARE OF BRANDON PL		59	10	14%	69
Winter Garden Rehab and Nursing Facility		64	5	7%	69
MEMORIAL MANOR		69			69
DEBARY HEALTH AND REHABILITATION CENTER		67	2	3%	69
ACE BIOMEDICAL LABS LLC		56	13	19%	69
EISENHOWER ARMY MEDICAL CENTER		61	7	10%	68
RARITAN BAY PERTH AMBOY		61	7	10%	68
Avante at St Cloud, Inc.		66	2	3%	68
AEL- MEMPHIS		17	51	75%	68
PUBLIC SQUARE PHARMACY LLC		52	16	24%	68
ATMORE COMMUNITY HOSPITAL LABORATORY		48	20	29%	68
LEE MEMORIAL HEALTH SYSTEM HEALTH FAIR		64	4	6%	68
SUNCOAST OPTIMAL WELLNESS		23	45	66%	68
ASSOCIATED CLINICAL LABORATORIES		60	8	12%	68
SAN JOSE SENIOR CARE LLC	1	43	24	35%	68
BLISS HEALTHCARE SERVICES	1	48	19	28%	68
JERICO URGENT CARE		65	3	4%	68
COOPER FAMILY MEDICAL PLLC		50	17	25%	67
WALGREENS 2941		64	3	4%	67
BAY PINES MEDICAL ASSOCIATES		1	66	99%	67
SURFSIDE URGENT CARE		52	15	22%	67
MEASE MANOR INC		63	4	6%	67
MD LABS		40	27	40%	67
GENPATH			67	100%	67
VIERA DEL MAR HEALTH AND REHABILITATION CENTER		63	4	6%	67
AMERICAN FAMILY MEDICAL		53	13	20%	66
PENSACOLA PEDIATRICS - PACE		58	8	12%	66
FHMG- FLORIDA HOSPITAL MEDICAL GROUP		56	10	15%	66
CL BRUMBACK PRIMARY CARE CLINICS		16	50	76%	66
MEDEX MEDICAL EXPRESS OF PALATKA			66	100%	66
GV NAPLES OPCO, LLC		65	1	2%	66
PANCARE HEALTH - MALONE CLINIC		60	6	9%	66
PALM BEACH ATLANTIC UNIVERSITY		62	4	6%	66
BIG BOCA SMILES LLC		64	2	3%	66
STONY BROOK SOUTHAMPTON		65	1	2%	66
CATHOLIC HEALTH SERVICES REGIONAL LAB		59	7	11%	66
ISLAND COAST PEDIATRICS		58	7	11%	65
BIOIQ		15	50	77%	65
SUMMER VISTA ASSISTED LIVING		38	27	42%	65
LAKE WALES OPERATING GROUP LLC		60	5	8%	65
OKEECHOBEE URGENT CARE		17	48	74%	65
FLORIDA DEPARTMENT OF HEALTH IN WALTON COUNTY		53	12	18%	65
INDIGO MANOR		22	43	66%	65
MINUTECLINIC DIAGNOSTIC OF OHIO LLC		50	15	23%	65
BROOKDALE CENTRE POINTE	1	64			65

COVID-19: testing by laboratory

Data through Feb 15, 2021 verified as of Feb 16, 2021 at 09:25 AM

Data in this report are provisional and subject to change.

The numbers in the table below represent the number of Florida and non-Florida residents for whom test results were received by the Department of Health. A person can be tested by more than one laboratory and can have both positive and negative results. **Therefore, the sum of the numbers in each column will be larger than the total number of people tested.**

Reporting lab	Inconclusive	Negative	Positive	Percent positive	Total
LENOX HILL HOSPITAL		59	6	9%	65
WADSWORTH HEALTH CENTER		61	3	5%	64
BOND CLINIC DR ELDEEB		35	29	45%	64
AU HEALTH		51	13	20%	64
NEMOURS CHILDRENS PRIMARY CARE OVIEDO		51	13	20%	64
OUT OF STATE		40	24	38%	64
MED EXPRESS		6	58	91%	64
VETERANS AFFAIRS MEDICAL CENTER - GULF COAST		27	37	58%	64
QUALITY URGENT CARE AND WELLNESS		35	29	45%	64
MINUTECLINIC DIAGNOSTIC OF TEXAS, LLC		57	7	11%	64
GREENLEAF ALF		63	1	2%	64
JOSEPH L MORSE GERIATRIC CENTER	2	59	3	5%	64
NXGEN MDX		20	44	69%	64
SOUTHERN LABORATORY SERVICES OF NWF		37	27	42%	64
APC PEDIATRICS AT RYE ROAD MEDICAL PARK		63			63
MED ONE AT SAINT AUGUSTINE		33	30	48%	63
CRESTVIEW URGENT CARE		2	61	97%	63
TURNING POINT OF TAMPA		57	6	10%	63
SOMERBY OF SANTA ROSA BEACH		54	9	14%	63
CLEAR MOLECULAR		61	2	3%	63
BAYCARE HEALTH SYSTEMS		2	61	97%	63
ADVENT HEALTH CENTRA CARE - WINTER GARDEN		17	46	73%	63
EMERALD COAST BEHAVIORAL HOSPITAL		59	4	6%	63
Stratford Court of Palm Harbor		53	10	16%	63
MEDI CLINIC SARASOTA INC		62	1	2%	63
ST JOSEPH'S HOSPITAL LABORATORY			63	100%	63
KINDRED AT HOME		54	9	14%	63
VIERA HEALTH AND REHABILITATION CENTER		62	1	2%	63
NORTH FLORIDA PEDIATRICS		52	11	17%	63
BEEHIVE HOMES OF GULF BREEZE		47	16	25%	63
EC OPCO PENSACOLA, LLC		62	1	2%	63
MISIR DRUGS LLC		51	12	19%	63
BAY REGIONAL URGENT CARE	1	40	22	35%	63
MENORAH HOUSE		61	1	2%	62
TRINITY AL SENIOR HOUSING LLC		45	17	27%	62
NORTH SHORE UNIVERSITY HOSPITAL LABORATORY		56	6	10%	62
OVERLOOK HOSPITAL LABORATORY		57	5	8%	62
CAN COMMUNITY HEALTH		61	1	2%	62
PRIMECARE AT TWIN LAKES		1	61	98%	62
Winter Park Care and Rehab		60	1	2%	61
EMERALD COAST HOSPICE		60	1	2%	61
SAMFORD UNIVERSITY HEALTH SERVICES		60	1	2%	61
WASHINGTON REHABILITATION AND NURSING CENTER		51	10	16%	61
JACOBI MEDICAL CENTER		58	3	5%	61
CARE RESOURCE COMMUNITY HEALTH CENTERS INC		59	2	3%	61
MENTAL HEALTH CARE INC		52	9	15%	61

COVID-19: testing by laboratory

Data through Feb 15, 2021 verified as of Feb 16, 2021 at 09:25 AM

Data in this report are provisional and subject to change.

The numbers in the table below represent the number of Florida and non-Florida residents for whom test results were received by the Department of Health. A person can be tested by more than one laboratory and can have both positive and negative results. **Therefore, the sum of the numbers in each column will be larger than the total number of people tested.**

Reporting lab	Inconclusive	Negative	Positive	Percent positive	Total
LUTHERAN HAVEN ASSISTED LIVING		61			61
BARRY UNIVERSITY STUDENT HEALTH SERVICES		37	23	38%	60
THE PRESERVE AT CLEARWATER		58	2	3%	60
LAKELAND REGIONAL HEALTH		36	24	40%	60
TWIN CREEKS ASSISTED LIVING & MEMORY CARE		57	3	5%	60
Baldwin Pediatrics		52	8	13%	60
PUTNAM COUNTY SHERIFFS OFFICE		54	6	10%	60
MEDRITE URGENT CARE		48	11	19%	59
RITECARE MED CTR H			59	100%	59
MILLENNIUM PHYSICIANS GROUP		1	58	98%	59
BROOKDALE BONITA SPRINGS		58	1	2%	59
MINUTECLINIC DIAGNOSTIC OF NORTH CARO		52	7	12%	59
Summit Medical Group, Pa DbA Citymd		53	6	10%	59
FERN PARK DEVELOPMENTAL CENTER		5	54	92%	59
AEGIS MEDICAL GROUP		46	13	22%	59
BIOTECH		52	7	12%	59
ADVENT HEALTH - PALM COAST		1	58	98%	59
BROOKDALE PALM COAST		59			59
INTERNAL LAB		50	9	15%	59
WILSON MEMORIAL REGIONAL MEDICAL CENTER		55	4	7%	59
MINUTECLINIC DIAGNOSTIC OF NORTH CAROL		50	9	15%	59
BURRY'S PHARMACY INC		35	24	41%	59
CINNAMON COVE ALF		58	1	2%	59
FLORIDA HEALTH CARE		8	51	86%	59
TITUSVILLE FAMILY PRACTICE		16	42	72%	58
MICHIGAN DEPARTMENT OF HEALTH AND HUMAN SERVICES	1		57	98%	58
LPG CONVENIENT CARE AT PINE ISLAND ROAD		52	6	10%	58
BOND AND STEELE CLINIC, PA		47	11	19%	58
CARDIOLOGY AND MEDICINE ASSOCIATES		42	16	28%	58
TOTAL CARE PLUS LLC			58	100%	58
Margate Health and Rehabilitation Center		56	2	3%	58
NOMI HEALTH LAB SERVICES LLC		4	54	93%	58
THE CANOPY AT BERRYHILL		58			58
CORAL GABLES HOSPITAL			57	100%	57
ASCENSION SACRED HEART BAY LABORATORY		54	3	5%	57
PW WINDERMERE SUBTENANT LLC		57			57
PALM BAY URGENT CARE		28	29	51%	57
PEDIATRIC SERVICES OF AMERICA INC		56	1	2%	57
AFTER HOURS PEDIATRICS			57	100%	57
MALCOM RANDALL DEPT OF VAMC			57	100%	57
HERNANDO COUNTY FIRE RESCUE DISTRICT		25	32	56%	57
ALZHEIMERS CARE CENTER OF VIERA LTD		37	20	35%	57
KAPG FLEMING ISLAND SENIOR HOUSING OPCO LLC	1	56			57
EAGLES WATCH CLUSTER		47	9	16%	56
BAPTIST HEALTH SOUTH FLORIDA - WEST BOCA URGENT CARE		34	22	39%	56
325TH MEDICAL GROUP		53	3	5%	56

COVID-19: testing by laboratory

Data through Feb 15, 2021 verified as of Feb 16, 2021 at 09:25 AM

Data in this report are provisional and subject to change.

The numbers in the table below represent the number of Florida and non-Florida residents for whom test results were received by the Department of Health. A person can be tested by more than one laboratory and can have both positive and negative results. **Therefore, the sum of the numbers in each column will be larger than the total number of people tested.**

Reporting lab	Inconclusive	Negative	Positive	Percent positive	Total
LAKELAND REGIONAL HEALTH LAKE MIRIAM		24	32	57%	56
TUKA PEDIATRICS		7	49	88%	56
TIFFANY HALL NURSING AND REHAB		44	12	21%	56
HORIZON ALF		55	1	2%	56
LAKE CITY VA MEDICAL CENTER			56	100%	56
PHYSICIANS PRIMARY CARE OF SOUTHWEST FLORIDA		39	17	30%	56
STEINHATCHEE FAMILY MEDICAL CENTER	1	48	6	11%	55
BERNHARDT LABORATORIES	1	14	40	73%	55
SONATA HUNTERS CREEK		47	8	15%	55
BISHOP GRADY VILLAS		54	1	2%	55
COOPER FAMILY MEDICAL, PLLC		45	10	18%	55
BARBARA O'REILLY MD PA		54	1	2%	55
SOUTH LAKE PEDIATRICS		53	2	4%	55
LINCOLN MEDICAL AND MENTAL HEALTH CENTER		52	3	5%	55
BioReference Laboratories, Inc		6	49	89%	55
DELCARE PA		42	13	24%	55
ST FRANCIS HOSPITAL		47	8	15%	55
MEDLOGIC LABORATORIES		3	52	95%	55
PREMIER MEDICAL ASSOCIATES ALL FLORIDA LLC		54	1	2%	55
KENDALL REGIONAL MEDICAL CENTER LAB	3		52	95%	55
MACKOUL PEDIATRICS FORT MYERS		40	15	27%	55
TBI RESIDENTIAL SERVICES, INC.		44	11	20%	55
FLORIDA MEDICAL CLINIC PA		46	9	16%	55
life Care Center of Melbourne		38	17	31%	55
HARMONY CLINIC		1	54	98%	55
NITE LITE PEDIATRICS - PORT ST. LUCIE		45	9	17%	54
ST. CLOUD MEDICAL GROUP		54			54
UNITED LABORATORY SERVICES CORPORATION		38	16	30%	54
CLERMONT HEALTH AND REHAB		40	14	26%	54
EXPRESS DOCS LLC			54	100%	54
GENESIS DERMATOLOGY		50	4	7%	54
PANCARE HEALTH - JACKSON COUNTY		43	11	20%	54
SARASOTA CO. HEALTH DEPT # 58		40	14	26%	54
JUNIPER VILLAGE AT NAPLES		53	1	2%	54
NORTH FLORIDA MEDICAL CENTER		50	4	7%	54
CERTUS MTD OPCP LLC		52	2	4%	54
FAMILY EXTENDED CARE OF PUNTA GORDA		54			54
Palms at Ponte Vedra Assisted Living and Memory Care		51	3	6%	54
ALLIANCE PEDIATRICS		24	29	55%	53
MARQUIS LABS, LLC		52	1	2%	53
THOMAS INTERNAL MEDICINE		44	9	17%	53
Osprey Point Nursing Center		51	2	4%	53
PALM BAY PEDIATRICS		36	17	32%	53
SOMERSET			53	100%	53
APOLLOMDX LABS		31	22	42%	53
TROY REGIONAL MEDICAL CENTER		42	11	21%	53

COVID-19: testing by laboratory

Data through Feb 15, 2021 verified as of Feb 16, 2021 at 09:25 AM

Data in this report are provisional and subject to change.

The numbers in the table below represent the number of Florida and non-Florida residents for whom test results were received by the Department of Health. A person can be tested by more than one laboratory and can have both positive and negative results. **Therefore, the sum of the numbers in each column will be larger than the total number of people tested.**

Reporting lab	Inconclusive	Negative	Positive	Percent positive	Total
Gabisa Medical LLC		53			53
QUOTIENT SCIENCES LABS LLC			53	100%	53
CHILDREN'S HOSPITAL OF ALABAMA		52	1	2%	53
GRAND ST PAUL CVS		53			53
SONATA BOCA RATON		48	4	8%	52
VPA PC LAB		48	4	8%	52
INTERNAL MEDICINE ASSOCIATES PA		48	4	8%	52
MICHAEL AKPEKE MD		43	9	17%	52
INTERNAL MEDICINE SPECIALIST		46	6	12%	52
PROMEDICA SENIOR LIVING		51	1	2%	52
SNH BRFL TENANT LLC	2	50			52
JENNIFER J CHIAVETTA-GRLSANTI DC		40	12	23%	52
ADVENT HEALTH		49	3	6%	52
ALEXANDER NININGER STATE VETERANS		52			52
LEVY COUNTY DEPARTMENT OF HEALTH		36	16	31%	52
G & R HEALTH MART PHARMACY		40	12	23%	52
GATEWAY CARE CENTER		50	1	2%	51
MINUTECLINIC DIAGNOSTIC OF SOUTH CARO		41	10	20%	51
LPG PEDIATRICS AT PAGE FIELD		50	1	2%	51
AVANTE ST CLOUD		48	3	6%	51
PALM RIVER COMMUNITY HEALTH CENTER		46	5	10%	51
SARATOGA HOSPITAL LABORATORY		46	5	10%	51
MAUREEN OROURKE-FUTEY			51	100%	51
UHEALTH AT FISHER ISLAND			51	100%	51
FINLAY CLINICAL LABORATORY		20	31	61%	51
WEST VOLUSIA FAMILY AND SPORTS MEDICINE		50	1	2%	51
GOOD HEARTS COVID TESTING		8	43	84%	51
GULFVIEW MEDICAL INSTITUTE		51			51
BETHUNE-COOKMAN UNIVERSITY		32	18	36%	50
VALENCIA HOUSE ALF		49	1	2%	50
ORANGE PARK PEDIATRICS		43	7	14%	50
BUECHELE DENTAL PA DBA CLERMONT FAMILY DENTISTRY		41	9	18%	50
VITAS HEALTHCARE CORP OF FLORIDA		49	1	2%	50
ORCHID COVE AT DAYTONA		45	5	10%	50
ATRIA PARK OF LAKE FOREST (WG HERITAGE LF LLC)		49	1	2%	50
PENNSYLVANIA DEPARTMENT OF HEALTH BUREAU OF LABORATORIES			50	100%	50
GENEDX		37	13	26%	50
INN AT ASTON GARDENS AT PELICAN POINTE,THE		46	4	8%	50
TRADITIONAL HOME HEALTH OF PALM BEACH INC		49	1	2%	50
Jupiter Medical Center Pavilion		49	1	2%	50
ROCHESTER GENERAL HOSPITAL LABORATORY		46	4	8%	50
ADVENT HEALTH CENTRA CARE - EAST ORLANDO		21	29	58%	50
TOWERS HOME CARE		45	4	8%	49
SOLARIS SENIOR LIVING NORTH NAPLES		48	1	2%	49
FLORIDA HEALTH CARE DELAND			49	100%	49
NORTHBROOK CENTER FOR		47	2	4%	49

COVID-19: testing by laboratory

Data through Feb 15, 2021 verified as of Feb 16, 2021 at 09:25 AM

Data in this report are provisional and subject to change.

The numbers in the table below represent the number of Florida and non-Florida residents for whom test results were received by the Department of Health. A person can be tested by more than one laboratory and can have both positive and negative results. **Therefore, the sum of the numbers in each column will be larger than the total number of people tested.**

Reporting lab	Inconclusive	Negative	Positive	Percent positive	Total
TREASURE COAST FORENSIC TREATMENT CTR		28	21	43%	49
ADVENT HEALTH - MOUNT DORA		9	40	82%	49
S-H THIRTY FIVE OPCO - ORANGE CITY, LLC		39	10	20%	49
81ST MEDICAL GROUP		28	21	43%	49
SOUTHEAST ALABAMA MEDICAL CENTER			49	100%	49
SOS MOBILE MEDICAL CARE LLC		39	10	20%	49
SOFT CELL LABORATORIES		45	4	8%	49
SUPERIOR RESIDENCES OF LECANTO		34	15	31%	49
ALLEGRO		47	2	4%	49
USF		1	48	98%	49
EMERALD COAST PEDIATRICS		38	11	22%	49
WALGREENS #10373		47	2	4%	49
LIFESTREAM BEHAVIORIAL CENTER		30	19	39%	49
WEST ISLIP URGENT CARE		44	4	8%	48
NAPLES PEDIATRICS INC□		43	5	10%	48
COURTYARD GARDENS OF JUPITER		48			48
HARBOR BEACH NURSING AND REHABILITATION CENTER		46	2	4%	48
GRAND OAKS OF PALM CITY LLC□	1	41	6	13%	48
CAREMED INTERNAL MEDICINE		30	18	38%	48
FIRST CHOICE PEDIATRICS INC		44	4	8%	48
SEWANEE MOLECULAR DIAGNOSTICS LABORATO		48			48
BONITA PHARMACY		47	1	2%	48
THE TERRACE OF JACKSONVILLE		3	45	94%	48
PREMIER MEDICAL ASSOCIATES		46	2	4%	48
RAINBOW PEDIATRICS PC LLC / BREAKFAST POINT		38	10	21%	48
ARDEN COURTS OF SARASOTA		32	16	33%	48
INN AT THE FOUNTAINS, THE		34	14	29%	48
CARE CENTERS OF NASSAU LLC MINER ROAD SOUTH		48			48
HEALTH FIRST - CAPE CANAVERAL HOSPITAL		1	47	98%	48
HIALEAH HOSPITAL RESPIRATORY DEPT			48	100%	48
DOH		23	25	52%	48
BAY CENTER HURRICANE SHELTER		48			48
ROCKLEDGE REGIONAL MEDICAL CENTER		30	17	36%	47
BARNES HEALTHCARE OF FLORIDA LLC		44	3	6%	47
LITTLE NECK URGENT CARE		45	2	4%	47
CAPE REGIONAL MEDICAL CENTER		45	2	4%	47
MID FLORIDA PRIMARY CARE PA		35	12	26%	47
PHILLIPPE RIDGE		35	12	26%	47
NAVARRE GARDENS		41	6	13%	47
INTERLAB		1	46	98%	47
DAVID POSNACK JEWISH DAY SCHOOL		47			47
POPLAR HEALTHCARE PLLC	1	11	35	74%	47
GOLDEN POND COMMUNITIES		46			46
KAPG ST AUGUSTINE SENIOR HOUSING OPCO LLC		37	9	20%	46
HOME CARE PHARMACY		46			46
PANCARE HEALTH - FREEPORT CLINIC SUITE B		37	9	20%	46

COVID-19: testing by laboratory

Data through Feb 15, 2021 verified as of Feb 16, 2021 at 09:25 AM

Data in this report are provisional and subject to change.

The numbers in the table below represent the number of Florida and non-Florida residents for whom test results were received by the Department of Health. A person can be tested by more than one laboratory and can have both positive and negative results. **Therefore, the sum of the numbers in each column will be larger than the total number of people tested.**

Reporting lab	Inconclusive	Negative	Positive	Percent positive	Total
ST CLOUD PHYSICIAN MANAGEMENT LLC DBA ST CLOUD		27	19	41%	46
COLLIER BLVD HMA PHYSICIAN MANAGEMENT LLC		46			46
EAST MANATEE FAMILY	1	1	44	96%	46
HARTFORD HEALTH SERVICES LLC		46			46
H LEE MOFFITT CANCER CENTER MICRO		46			46
PRACTICE MANAGEMENT OF AMERICA, INC.		7	39	85%	46
FHMG_CTR FOR SENIOR HEALTH		41	5	11%	46
PREMIER PLACE HEALTHCARE AT THE GLENVIEW		46			46
ADVENT HEALTH MEDICAL GROUP OB GYN AT		40	6	13%	46
WINTER GARDEN REHAB AND NURSING CENTER		41	4	9%	45
FAMILY EXTENDED CARE OF WINTER HAVEN		43	2	4%	45
NEOGENOMICS LABORATORIES INC		45			45
WEST		31	14	31%	45
STUART URGENT CARE			45	100%	45
MOBILE DOC FL, LLC		29	16	36%	45
ROSECASTLE OF JACKSONVILLE LLC		44	1	2%	45
KEYSTYLE LIVING LLC	1	43	1	2%	45
COLLIER URGENT CARE CENTERS		44	1	2%	45
RAPID RELIABLE TESTING NY LLC		40	5	11%	45
GENTIVA HEALTH SERVICES CERTIFIED INC		42	3	7%	45
ST JOHNS COUNTY DETENTION CENTER		45			45
SOUTHPORT SQUARE HARBOUR HEALTH		45			45
PALM BAY HOSPITAL			45	100%	45
REDI-MED WALK-IN FAMILY CARE			45	100%	45
QHC UPSTATE MEDICAL PC		36	8	18%	44
ALLIANCE OF PHYSICIANS AGAINST COVID-19			44	100%	44
NORTH CENTRAL BRONX HOSPITAL		42	2	5%	44
CDR MAGUIRE INC	1	7	36	82%	44
PEDIATRICS OF CENTRAL FLORIDA – SAINT CLOUD	2	40	2	5%	44
KINDRED HOSPITAL CENTRAL TAMPA BLOOD GAS	1	38	5	11%	44
NIGHT LITE PEDIATRICS CENTER LLC		10	34	77%	44
ADVENT HEALTH EXPRESS CARE		4	40	91%	44
INNOVATIVE GENOMICS, LLC		38	6	14%	44
FLORIDA HOSPITAL		28	16	36%	44
PATRICK AIR FORCE BASE		3	40	93%	43
CITYMD OF MANAHAWKIN		41	2	5%	43
Guardian Care Nursing and Rehabilitation Center		43			43
ERDOX		41	2	5%	43
LAKE MARY KIDS CENTRA CARE		33	10	23%	43
RADIOLOGY ASSOCIATES OF VENICE AND ENGLEWOOD		41	2	5%	43
SAFARI PEDIATRICS PA		42	1	2%	43
FAST PACE MEDICAL CLINIC, PLLC		37	6	14%	43
BRANCH MEDICAL CLINIC			43	100%	43
UNIVERSITY OF WEST FLORIDA, THE		42	1	2%	43
BARNETT PARK		2	41	95%	43
WOLFF CTR FOR CHILD & ADOLESCENT HEALTH PLLC,THE		26	17	40%	43

COVID-19: testing by laboratory

Data through Feb 15, 2021 verified as of Feb 16, 2021 at 09:25 AM

Data in this report are provisional and subject to change.

The numbers in the table below represent the number of Florida and non-Florida residents for whom test results were received by the Department of Health. A person can be tested by more than one laboratory and can have both positive and negative results. **Therefore, the sum of the numbers in each column will be larger than the total number of people tested.**

Reporting lab	Inconclusive	Negative	Positive	Percent positive	Total
EAST HILL PHARMACY		28	15	35%	43
LARA HEALTH AND WELLNESS CENTER LLC		43			43
PRINCETON VILLAGE☐		39	4	9%	43
PERSONAL PEDIATRICS		37	5	12%	42
GATTOLINE ENTERPRISES, INC. DBA FAMILY CARE PHARMACY		36	6	14%	42
WALGREENS 3145		39	3	7%	42
ESCAMBIA COUNTY JAIL DETENTION DIVISION		41	1	2%	42
MAIMONIDES-SHALOM ACADEMY, INC		41	1	2%	42
CLINICAL LABORATORY		42			42
TGH URGENT CARE POWERED BY FAST TRACK			42	100%	42
SAN CARLOS PHARMACY		38	4	10%	42
NEW YORK PRESBYTERIAN - QUEENS DIAGNOSTIC		41	1	2%	42
MINUTECLINIC DIAGNOSTIC OF NEW JERSEY		35	7	17%	42
Citymd Of Toms River		36	6	14%	42
Atlantic Shore Nursing and Rehab		42			42
FELICIDAD MEDICAL CENTER			42	100%	42
ISLAND URGENT CARE PLLC		40	2	5%	42
SUWANNEE COUNTY SHERIFF OFFICE		39	3	7%	42
DEVELOPMENTAL DISABILITIES DEFENDANT PROGRAM		40	2	5%	42
BRP SH OPCO LLC		42			42
ECOLAB GROUP		8	34	81%	42
NORTH FLORIDA / SOUTH GEORGIA VETERANS HEALTH SYSTEM			41	100%	41
LINCOLN DIAGNOSTIC LAB		39	2	5%	41
FLORIDA HOSPITAL NEW SMYRNA		4	37	90%	41
NEXT MOLECULAR ANALYTICS		11	30	73%	41
MORTON PLANT HOSPITAL NURSING			41	100%	41
WG EVERGREEN WOODS SH LLC		41			41
PEDIATRICS OF CENTRAL FLORIDA KISSI		33	8	20%	41
ADVENT HEALTH - LAKE WALES		29	12	29%	41
BRONX LEBANON HOSPITAL-MEDICAL CENTER		37	4	10%	41
NORTH CAROLINA DEPARTMENT OF HEALTH & HUMAN SERVICES	1		39	98%	40
PRIDE DIAGNOSTICS		24	16	40%	40
CLINICAL PATHOLOGY LABORATORIES, INC		40			40
LONGLEAF DIAGNOSTIC LABORATORIES		11	29	73%	40
CENTRA CARE - LAKE NONA		4	36	90%	40
University Hills health and Rehabilitation		30	10	25%	40
CAPITAL REGIONAL MEDICAL CENTER		2	38	95%	40
FIRST CHOICE URGENT CARE		10	30	75%	40
CVS MINUTE CLINIC		1	39	98%	40
DOH-WEST PALM BEACH BRANCH LABORATORY		2	38	95%	40
MINUTECLINIC DIAGNOSTIC OF KANSAS, PA		34	6	15%	40
PACIFICA SENIOR LIVING OCALA		35	5	13%	40
BETHESDA HEALTH URGENT CARE		3	37	93%	40
ROYAL PALM SENIOR RESIDENCE		40			40
URGENT CARE & WELLNESS CENTER		10	30	75%	40
CSL PLASMA INC		7	32	82%	39

COVID-19: testing by laboratory

Data through Feb 15, 2021 verified as of Feb 16, 2021 at 09:25 AM

Data in this report are provisional and subject to change.

The numbers in the table below represent the number of Florida and non-Florida residents for whom test results were received by the Department of Health. A person can be tested by more than one laboratory and can have both positive and negative results. **Therefore, the sum of the numbers in each column will be larger than the total number of people tested.**

Reporting lab	Inconclusive	Negative	Positive	Percent positive	Total
BROOKDALE VERO BEACH SOUTH AL		39			39
CARE 4 U MANAGEMENT, INC			39	100%	39
MEDEX MEDICAL EXPRESS OF PALATKA LLC			39	100%	39
ARTHREX MEDICAL CENTER		22	17	44%	39
ERIC C MRSHAL, MD, PC #1842		37	2	5%	39
CLINICAL RESEARCH SEQUENCING PLATFORM		8	31	79%	39
BAY COUNTY JAIL ANNEX		34	5	13%	39
HOLMES COUNTY HEALTH DEPARTMENT		30	9	23%	39
THE GOOD SHEPARDS OF DELAND-WEST		38	1	3%	39
JUNIPER VILLAGE AT CAPE CORAL		34	5	13%	39
HERNANDO ENDOSCOPY AND SURGERY CENTER		31	8	21%	39
CEDAR CREEK AT KINGS BAY INC		39			39
ADVENT HEALTH CENTRA CARE - LAKELAND		30	9	23%	39
LOURDES HOSPITAL INC		37	2	5%	39
TAMPA BAY CONCIERGE DOCTOR, LLC		37	2	5%	39
GUYAN VALLEY WELLNESS CENTER		32	7	18%	39
CARE CENTERS OF NASSAU, LLC - HENDRICKS RD		38			38
STEWART MEDICAL GROUP, INC		21	17	45%	38
VIP WALK IN CLINIC		19	19	50%	38
MERCY MEDICAL URGENT CARE CENTER INC		8	30	79%	38
BRIDGEVIEW CENTER LLC		27	11	29%	38
LANDMARK HOSPITAL SOUTHWEST FLORIDA LLC		37	1	3%	38
AVALON PARK RETIREMENT RESIDENCE		37	1	3%	38
SPRING MANOR ASSISTED LIVING		38			38
CENTRAL FLORIDA PEDIATRICS		13	25	66%	38
BOND CLINIC, PA		9	29	76%	38
FLORIDA DEPARMENT OF HEALTH CLAY COUNTY		25	13	34%	38
MISSION OAKS ASSISTED LIVING		36	2	5%	38
CITRUS COUNTY HEALTH DEPARTMENT		34	4	11%	38
ADVENTIST HEALTH SYSTEM FLORIDA		26	12	32%	38
UNIVERSITY OF ALABAMA		35	3	8%	38
CCRC @ SUNFLOWER LLC		35	3	8%	38
HOMEWOOD RESIDENCE AT FREEDOM PLAZA		37	1	3%	38
PLAINVIEW URGENT CARE		36	2	5%	38
MARIANNA HEALTH AND REHABILITATION CENTER		37	1	3%	38
MOLECULAR DIAGNOSTICS		5	33	87%	38
BENTON HOUSE OF ST. JOHNS		36	2	5%	38
AUTUMN OF SARASOTA		12	26	68%	38
WG BAYPOINT VILLAGE SH LLC		38			38
CAMPBELL URGENT CARE			38	100%	38
THE COLLIER AT NAPLES		36	1	3%	37
ONE MILO		37			37
TAYLORVILLE FAMILY MEDICINE		30	7	19%	37
HOLY NAME HOSPITAL LABORATORY		36	1	3%	37
CONNECTICUT DEPARTMENT OF HEALTH		22	15	41%	37
NICEVILLE URGENT CARE		3	34	92%	37

COVID-19: testing by laboratory

Data through Feb 15, 2021 verified as of Feb 16, 2021 at 09:25 AM

Data in this report are provisional and subject to change.

The numbers in the table below represent the number of Florida and non-Florida residents for whom test results were received by the Department of Health. A person can be tested by more than one laboratory and can have both positive and negative results. **Therefore, the sum of the numbers in each column will be larger than the total number of people tested.**

Reporting lab	Inconclusive	Negative	Positive	Percent positive	Total
BOULEVARD REHABILITATION CENTER		24	13	35%	37
INNOVATION CLINICAL TRIALS, INC			37	100%	37
UNION MEDICAL CARE PLLC		37			37
PONCE THERAPY CARE CENTER		34	3	8%	37
EMERGENCY PHYSICIANS MEDICAL CENTER LLC		20	17	46%	37
HR SARASOTA OPERATOR LLC		25	12	32%	37
PREMIER COMMUNITY HEALTHCARE GROUP INC		36	1	3%	37
NORTHWELL HEALTH PLAINVIEW HOSPITAL LABORATORY		28	9	24%	37
PATHOGENIUS LABORATORIES		30	7	19%	37
MORTON PLANT			37	100%	37
FAMILY EXTENDED CARE OF SEBRING INC		35	2	5%	37
ST AUGUSTINE PEDIATRIC ASSOC		33	4	11%	37
HOLZER HEALTH CENTER		5	32	86%	37
ACCURATE DIAGNOSTIC LAB		35	2	5%	37
INSTITUTE OF PATHOLOGY KINGS COUNTY		36	1	3%	37
IMA MEDICAL GROUP POINCIANA		14	23	62%	37
PREMISE HEALTH MIA		1	35	97%	36
BVL/LITTLE ANGEL PEDIATRICS		36			36
BIOFIRE		7	29	81%	36
PATRICK MANOR INCORPORATED		36			36
MINUTE CLINIC INCORPORATE		30	6	17%	36
RENAISSANCE AT THE TERRACES		35	1	3%	36
ROYAL CARE OF AVON PARK		33	3	8%	36
GRAMERCY PARK URGENT CARE		35	1	3%	36
MID-FLORIDA PATHOLOGY, LLC		29	6	17%	35
P23 LABS		35			35
EASTERN SHORE URGENT CARE		24	11	31%	35
ADVENT HEALTH - FISH MEMORIAL		2	33	94%	35
PARKSIDE HEALTH AND REHABILITATION CENTER			35	100%	35
NEUROINTERNATIONAL SARASOTA		32	3	9%	35
PATHGROUP		9	26	74%	35
BAYSHORE PATHOLOGY CONSULTANTS PA		34	1	3%	35
WUESTHOFF MEMORIAL HOSPITAL			35	100%	35
STAT ONE URGENT CARE CENTER		2	33	94%	35
IRL		4	31	89%	35
A & R RESEARCH GROUP		30	5	14%	35
TERRACE AT HOBE SOUND, THE	1	31	3	9%	35
ENCOMPASS HEALTH REHABILITATION HOSPITAL OF LARGO		31	3	9%	34
POARCH BANC CREEK INDIANS TRIBAL HEALTH DEPARTMENT			34	100%	34
RASHDA ALBIBI M.D. P.A.		31	3	9%	34
BELVEDERE COMMONS OF SUN CITY CENTER		34			34
S-H THIRTY FIVE OPCO - LUTZ, LLC		33	1	3%	34
MEDCOMP SCIENCES			34	100%	34
STETSON UNIVERSITY STUDENT HEALTH CENTER		3	31	91%	34
PRMG - EAST NAPLES		23	11	32%	34
COLLIER HMA PHYSICIAN MANAGEMENT LLC		26	8	24%	34

COVID-19: testing by laboratory

Data through Feb 15, 2021 verified as of Feb 16, 2021 at 09:25 AM

Data in this report are provisional and subject to change.

The numbers in the table below represent the number of Florida and non-Florida residents for whom test results were received by the Department of Health. A person can be tested by more than one laboratory and can have both positive and negative results. **Therefore, the sum of the numbers in each column will be larger than the total number of people tested.**

Reporting lab	Inconclusive	Negative	Positive	Percent positive	Total
REDI-MED WALK IN FAMILY CLINIC			34	100%	34
GRAND VILLA OF DELAND		30	4	12%	34
DUVAL PHARMACY		25	9	26%	34
CROSSROADS URGENT CARE		20	14	41%	34
SOUTHSIDE HOSPITAL NORTHWELL HEALTH LABORATORY		29	5	15%	34
TUSCAN GARDENS OF DELRAY BEACH MANAGEMENT COMPANY,		34			34
JOHN KNOX VILLAGE OF CENTRAL FLORIDA		30	4	12%	34
FLORIDA STATE HOSPITAL CLINICAL LABORATORY		34			34
THE MERIDIAN AT BOCA RATON	1	33			34
LONG TERM CARE OF GULF BREEZE LLC		30	4	12%	34
PARAMOUNT WALK-IN CLINIC		1	33	97%	34
LUTHERAN HAVEN EXTENDED CONGREGATE CAR		34			34
CORRECTIONAL MEDICAL GROUP		27	7	21%	34
ANDALUSIA HEALTH		17	17	50%	34
ST. MARYS MEDICAL CENTER		1	33	97%	34
CALHOUN COUNTY HEALTH DEPT		13	21	62%	34
METRO KNOXVILLE HMA		25	8	24%	33
FLORIDA PEDIATRIC GROUP PA		28	5	15%	33
LYSTER ACH FT RUCKER AL		30	3	9%	33
PHOSPHORUS DIAGNOSTICS		27	6	18%	33
LONG ISLAND JEWISH MED CTR		30	3	9%	33
WESTWOOD NURSING AND REHABILITATION		28	5	15%	33
THE SPRINGS OF PARC HILL		32	1	3%	33
PORT SAINT JOHN FAMILY PRACTICE		21	12	36%	33
AESTHETIC ENHANCEMENTS		33			33
UNIVERSITY HOSPITAL		28	5	15%	33
MINUTECLINIC DIAGNOSTIC OF RHODE ISLAND, LLC #1544		32	1	3%	33
ATRIA SAN PABLO		31	2	6%	33
BOND CLINIC		3	30	91%	33
AYERS NURSING AND REHABILITATION CENTER		33			33
Kensington Gardens		33			33
SANFORD MOBILE LAB PGA TOUR		32	1	3%	33
CORAL HOUSE ASSISTED LIVING COMMUNITY LLC		33			33
COMPLETE HOME CARE OF THE PALM BEACHES LLC		31	2	6%	33
PHYSICIAN ASSOCIATES LLC		26	7	21%	33
HARMONY HEALTH OPCO, LLC		15	18	55%	33
AHSE ROP		32	1	3%	33
OPTUMCARE SOUTH FLORIDA, LLC		26	7	21%	33
ATRIA WILLOW WOOD		32	1	3%	33
REGENCY OAKS HEALTH CENTER		31	2	6%	33
MAINSTREET FAMILY URGENT CARE		1	32	97%	33
ASHTON PLACE	3	26	4	12%	33
GREENRIDGE GROUP HOME	3	11	19	58%	33
FHMG-FLORIDA HOSPITAL MEDICAL GROUP		24	9	27%	33
BIG BEND CARES, INC		28	4	13%	32
AHEC CLINIC		2	30	94%	32

COVID-19: testing by laboratory

Data through Feb 15, 2021 verified as of Feb 16, 2021 at 09:25 AM

Data in this report are provisional and subject to change.

The numbers in the table below represent the number of Florida and non-Florida residents for whom test results were received by the Department of Health. A person can be tested by more than one laboratory and can have both positive and negative results. **Therefore, the sum of the numbers in each column will be larger than the total number of people tested.**

Reporting lab	Inconclusive	Negative	Positive	Percent positive	Total
Gulf Shore Care Center		27	5	16%	32
Heartland Health Care Center North Sarasota		18	14	44%	32
WESTMINSTER ST AUGUSTINE		32			32
JACKSON HEALTH SYSTEM		1	31	97%	32
BENTLEY VILLAGE II		23	9	28%	32
IPSUM DIAGNOSTICS		3	29	91%	32
IMA MEDICAL CENTER		19	13	41%	32
PANCARE HEALTH - BAY COUNTY - YOUNGSTOWN		28	4	13%	32
WAVE CREST HEALTH AND REHABILITATION CENTER		30	2	6%	32
TROPICANA MANUFACTURING COMPANY INC		31	1	3%	32
VETERANS HOME			32	100%	32
BMCB MOLECULAR DIAGNOSTIC SUBSECTION		30	2	6%	32
NIGHT LITE PEDIATRICS URGENT CARE CENTER			32	100%	32
VETERAN AFFAIRS MEDICAL CENTER - JAMES J PETERS		30	2	6%	32
VILLAGE ON THE ISLE		27	5	16%	32
CDR MAGUIRE - MIAMI BEACH CC MISSION 17388		2	30	94%	32
PECONIC BAY MEDICAL CENTER LABORATORY		24	8	25%	32
TRADITIONAL HOME CARE INC		31	1	3%	32
OPIS COQUINA CENTER		32			32
SOUTHEASTERN OUTPATIENT SURGERY CENTER		28	3	10%	31
MICHAEL A VENAZIO MD		28	3	10%	31
COLLIER PHARMACY		26	5	16%	31
COLLIER ANESTHESIA PAIN LLC		31			31
UNIPATH		24	7	23%	31
MINUTECLINIC DIAGNOSTIC OF HAWAII LLC		28	3	10%	31
ST LUCIE COUNTY JAIL		23	8	26%	31
MAKO MEDICAL		17	14	45%	31
NIGHT LITE PEDIATRIC CENTER		10	21	68%	31
FAMILY HEALTH CENTER		18	13	42%	31
REGENCY PARK ASSISTED LIVING FACILITY		29	2	6%	31
LabCorp L#09258130 M#09258125		12	19	61%	31
WASHINGTON COUNTY HEALTH DEPARTMENT		19	12	39%	31
CAREHERE LAKE SCHOOLS EMPLOYEE HEALTH CENTER		20	11	35%	31
SILVER LAKE PEDIATRICS PA		27	4	13%	31
LAKE INTERNAL MEDICINE ASSOCIATES PA		26	5	16%	31
ADVENTHEALTH MEDICAL GROUP FAMILY MEDICINE AT RDV		31			31
AMERICAN ESOTERIC LABORATORIES		15	16	52%	31
Consulate Health Care of Orange Park		27	4	13%	31
BRANDON COMMUNITY HEALTH CENTER		23	8	26%	31
BROOKDALE CANOPY OAKS			31	100%	31
MICHAEL J D'AMBROSE MD PA		29	2	6%	31
INTERCOASTAL MEDICAL GROUP			31	100%	31
DISCOVERY COMMONS AT BRADENTON		31			31
AMEERAH LABS			30	100%	30
DOT DOC SARASOTA		28	2	7%	30
LAKELAND REGIONAL HEALTH GATEWAY CENTER		7	23	77%	30

COVID-19: testing by laboratory

Data through Feb 15, 2021 verified as of Feb 16, 2021 at 09:25 AM

Data in this report are provisional and subject to change.

The numbers in the table below represent the number of Florida and non-Florida residents for whom test results were received by the Department of Health. A person can be tested by more than one laboratory and can have both positive and negative results. **Therefore, the sum of the numbers in each column will be larger than the total number of people tested.**

Reporting lab	Inconclusive	Negative	Positive	Percent positive	Total
MIDDLETOWN MEDICAL P C		21	9	30%	30
FLORIDA DEPARTMENT OF HEALTH IN MONROE COUNTY		26	4	13%	30
CLINCLOUD, LLC			30	100%	30
NCHD		16	14	47%	30
KEY WEST MEDICAL CENTER	1	28	1	3%	30
ADVENT HEALTH PRIMARY CARE PLUS, WINTER GARDEN		26	4	13%	30
OCOEE PEDIATRICS		23	7	23%	30
Okeechobee Health Care Facility		16	14	47%	30
HERITAGE WATERSIDE		27	3	10%	30
PROFESSIONAL PEDIATRICS		28	2	7%	30
VILLA COURT LLC		30			30
BOCA BIOLISTIC REFERENCE LAB			30	100%	30
THE TERRACE AT IVY ACRES ALF		11	19	63%	30
ALWAYS BEST CARE SENIOR SERVICES		27	3	10%	30
ALAN A SMITH MD LLC		29	1	3%	30
WALK IN MEDICAL URGENT CARE		30			30
HEALTH FIRST - VIERA HOSPITAL		1	28	97%	29
RENAISSANCE SENIOR LIVING	1	28			29
COUNTY OF LOS ANGELES			29	100%	29
FAMILY CARE PARTNERS URGENT CARE LLC		23	6	21%	29
VIKOR SCIENTITIC			29	100%	29
MAGNOLIA DIAGNOSTICS, LLC		3	26	90%	29
GARDENS HEALTH NH LLC		29			29
HILA BECKERMAN MD LLC	1	27	1	3%	29
COMMUNITY MEDICAL CARE CENTER INC			29	100%	29
UNIV OF ROCHESTER-STRONG MEMORIAL HOSP		28	1	3%	29
EASYCARE WALK-IN CLINIC		11	18	62%	29
MINUTE CLINIC LLC #2216		27	2	7%	29
ADVANCE URGENT CARE CENTER, LLC		1	28	97%	29
BIGGERS FAMILY MEDICINE PA		28	1	3%	29
DEPT OF VA MED CENTE-WEST PALM BEACH			29	100%	29
P4CLINICAL	3	2	24	83%	29
PALM GARDEN OF JACKSONVILLE		27	2	7%	29
MADISON COUNTY MEMORIAL HOSPITAL LABORATORY		14	15	52%	29
COMPREHENSIVE CHILDCARE		23	6	21%	29
GRAND AVENUE RX			29	100%	29
MIAMI CLINICAL RESEARCH CORP			29	100%	29
ALABAMA CLINICS		15	14	48%	29
EVERLYWELL		16	13	45%	29
WEINBERG VILLAGE		28	1	3%	29
UR CARE FAMILY AND SPORTS MEDICINE			29	100%	29
PRO HEALTH HARMONY		29			29
UNIVERSITY MEDICAL CTR OF PRINCETON AT		27	2	7%	29
SUMTER PEDIATRICS		27	2	7%	29
NORTH FLORIDA PEDIATRICS - JACKSONVILLE		25	4	14%	29
NEMOURS CHILDRENS CLINIC		22	7	24%	29

COVID-19: testing by laboratory

Data through Feb 15, 2021 verified as of Feb 16, 2021 at 09:25 AM

Data in this report are provisional and subject to change.

The numbers in the table below represent the number of Florida and non-Florida residents for whom test results were received by the Department of Health. A person can be tested by more than one laboratory and can have both positive and negative results. **Therefore, the sum of the numbers in each column will be larger than the total number of people tested.**

Reporting lab	Inconclusive	Negative	Positive	Percent positive	Total
SUNTREE INTERNAL MEDICINE		29			29
UNION MEDICAL CARE		29			29
NURSES HELPING HANDS INC ALF		29			29
PANCARE HEALTH - BONIFAY K-8			29	100%	29
BULLS HEAD URGENT CARE		27	1	4%	28
ACTIVE SENIOR LIVING		26	2	7%	28
FREEDOM SQUARE NURSING CENTER		20	8	29%	28
GRACE MEDICAL HOME		20	8	29%	28
WELLMED AT NEW TAMPA		22	6	21%	28
DUVAL COUNTY HEALTH DEPARTMENT		28			28
JAMAICA HOSPITAL MEDICAL CENTER		26	2	7%	28
LAKELAND NURSING AND REHABILITATION CENTER			28	100%	28
CDC		17	11	39%	28
KEY PRIMARY CARE			28	100%	28
BARTRAM CROSSING		28			28
Cleveland Clinic Laboratories		4	24	86%	28
AMMON ANALYTICAL LABORATORIES		24	4	14%	28
PORT ST LUCIE HOSPITAL		25	3	11%	28
BAY STREET PHARMACY		26	2	7%	28
FLAGLER HOSPITAL INC	2		26	93%	28
MARION PEDIATRICS PA		21	7	25%	28
DAVID LAWRENCE CENTER		24	4	14%	28
STATEN ISLAND UNIVERSITY HOSPITAL-POUCH		28			28
BROOKDALE PHILLIPPI CREEK			28	100%	28
WARDE MEDICAL LABORATORY		20	8	29%	28
LIGHTHOUSE PEDIATRICS OF NAPLES		24	4	14%	28
EDEN AT CRESTVIEW		12	16	57%	28
FAMILY CARE PARTNERS		18	10	36%	28
BENTLEY CARE CENTER		28			28
ASTORIA HEALTH AND REHABILITATION CENTER		27	1	4%	28
LAKE MARY - STIRLING CENTER SUITE 202			28	100%	28
FLORIDA ATLANTIC UNIVERSITY		25	3	11%	28
PINELLAS INTERNAL MEDICINE ASSOCIATES	1	26	1	4%	28
BAPTIST PRIMARY BLACK CREEK SOUTH			27	100%	27
URGENT CARE CENTER			27	100%	27
SUNCOAST LABS			27	100%	27
CHILDRENS MEDICAL CENTER			27	100%	27
LAKE CO EMPLOYEE HEALTH AND WELLNESS CENTER		25	2	7%	27
LABORATORY ALLIANCE OF CENTRAL NEW YORK		26	1	4%	27
Wiregrass Rehabilitation Center and Nursing Home		26	1	4%	27
LEXINGTON PLACE SENIOR LIVING COMMUNITY		27			27
HARBORCHASE OF WELLINGTON CROSSING		25	2	7%	27
ATLAN		23	4	15%	27
BASSETTI MEDICAL RESEARCH INC		21	6	22%	27
BROOKDALE SOUTHPOINT			27	100%	27
SANTA BARBARA CARE CENTER		17	10	37%	27

COVID-19: testing by laboratory

Data through Feb 15, 2021 verified as of Feb 16, 2021 at 09:25 AM

Data in this report are provisional and subject to change.

The numbers in the table below represent the number of Florida and non-Florida residents for whom test results were received by the Department of Health. A person can be tested by more than one laboratory and can have both positive and negative results. **Therefore, the sum of the numbers in each column will be larger than the total number of people tested.**

Reporting lab	Inconclusive	Negative	Positive	Percent positive	Total
BRADFORD COUNTY HEALTH DEPARTMENT		26	1	4%	27
NATIONAL MENTOR HEALTHCARE LLC			27	100%	27
RIVERHEAD URGENT CARE		26	1	4%	27
LAKE PLACID HEALTH AND REHABILITATION			27	100%	27
SPANISH RIVER HIGH SCHOOL ESE		23	4	15%	27
UCLA HEALTHCARE CLINICAL LABS		23	4	15%	27
MINUTE CLINIC, LLC DBA MINUTECLINIC #4505		25	2	7%	27
HEALTHPARK MEDICAL CENTER ABG LAB		26	1	4%	27
PREMIER URGENT CARE CENTER LLC			27	100%	27
ACCESS 365 URGENT CARE		8	19	70%	27
BROOKDALE BRANDON	1	26			27
FAST PACE MEDICAL CLINIC		24	3	11%	27
EXPRESS CARE OF BELLEVIEW		27			27
Bon Secours Maria Manor		22	5	19%	27
THE MINIER URGENT CARE		20	6	23%	26
MIRIMUS CLINICAL LABS		12	14	54%	26
CHILDREN'S MEDICAL CENTER			26	100%	26
WIREGRASS CLINIC LLC		21	5	19%	26
COLORADO DEPARTMENT OF HEALTH LABORATORY SERVICES DIVISION			26	100%	26
WEST BROWARD CARE CENTER		24	2	8%	26
TGH URGENT CARE - RIVERVIEW			26	100%	26
DCH REGIONAL MEDICAL CENTER LABORATORY		25	1	4%	26
BROWARD HEALTH IMPERIAL POINT NURSING			26	100%	26
MONCRIEF ARMY HEALTH CLINIC			26	100%	26
ADVENT HEALTH PARTIN SETTLEMENT HEALTH PARK		18	8	31%	26
VETERANS AFFAIRS MEDICAL CENTER - NEW YORK HARBOR		25	1	4%	26
ADVANCED URGENT CARE		12	14	54%	26
PALM BEACH COUNTY FIRE RESCUE		24	2	8%	26
URGENT FAMILY CARE INC		23	3	12%	26
LPG CONVENIENT CARE AT METRO		25	1	4%	26
THE TRADITION OF THE PALM BEACHES		25	1	4%	26
STUART REHABILITATION AND HEALTHCARE		12	14	54%	26
OAKTREE HEALTHCARE			26	100%	26
LOT HEALTH SERVICES	1	25			26
ATRIA LADY LAKE		26			26
ST PETER'S BENDER LABORATORY		25	1	4%	26
LOOP PEDIATRICS		22	4	15%	26
WAKULLA COUNTY HEALTH DEPARTMENT		12	14	54%	26
MONTEFIORE NEW ROCHELLE HOSPITAL		24	2	8%	26
CERON PEDIATRICS & INTEGRATIVE MEDICIN		26			26
MILLENNIA ADVANCED SCIENTIFIC LLC			26	100%	26
BODYK		22	4	15%	26
PALMS, THE		26			26
PULMONARY SPECIALISTS OF THE PALM BEACHES		16	10	38%	26
PERDIDO URGENT CARE		1	25	96%	26
RJ LEE GROUP	1	23	1	4%	25

COVID-19: testing by laboratory

Data through Feb 15, 2021 verified as of Feb 16, 2021 at 09:25 AM

Data in this report are provisional and subject to change.

The numbers in the table below represent the number of Florida and non-Florida residents for whom test results were received by the Department of Health. A person can be tested by more than one laboratory and can have both positive and negative results. **Therefore, the sum of the numbers in each column will be larger than the total number of people tested.**

Reporting lab	Inconclusive	Negative	Positive	Percent positive	Total
FEDERAL PRISON CAMP PENSACOLA			25	100%	25
AVOW HOSPICE INC		25			25
Conway Lakes Health and Rehabilitation Center		25			25
WESTPAC LABS		1	24	96%	25
SOMA MEDICAL CENTER PA #3			25	100%	25
GASTROENTEROLOGY ASSOCIATES OF PENSACOLA PA		22	3	12%	25
ABSOLUTE HEALTH INTERNAL MEDICINE AND PEDIATRICS		22	3	12%	25
OAKMONTE VILLAGE		24	1	4%	25
UNION CHD		22	3	12%	25
VASSAR BROTHERS MEDICAL CENTER LABORATORY		24	1	4%	25
ST. CLOUD HOSPITAL		20	5	20%	25
ARCPPOINT LABS OF FORT LAUDERDALE		25			25
WOMENS CARE FLORIDA LABORATORY		25			25
ADVENTHEALTH MEDICAL GROUP FAMILY MEDICINE		24	1	4%	25
THE WATERMARK AT VISTAWILLA		25			25
Lanier Rehab			25	100%	25
M&V SAN JOSE MEDICAL CENTER			25	100%	25
AMELIA ASSISTED LIVING FACILITY		25			25
EAST HILL MEDICAL GROUP		17	8	32%	25
WEISS PEDIATRIC CARE LLC		16	9	36%	25
ADVENT HEALTH - LAKE MARY PEDIATRICS		16	9	36%	25
LAKES DIALYSIS CENTER INC			25	100%	25
GULFSIDE HOSPICE INC		22	3	12%	25
TALLAHASSEE DEVELOPMENTAL CENTER□		24	1	4%	25
COLONY CARE CENTER		16	9	36%	25
MADWAR		19	6	24%	25
MINUTECLINIC DIAGNOSTIC OF RHODE ISLAND, LLC #212		25			25
SANITAS		4	21	84%	25
SYNIVERSE WELLNESS CENTER		21	4	16%	25
PINES NURSING HOME		24	1	4%	25
RAINBOW PEDIATRICS		1	24	96%	25
THE CHAPPEL GROUP RESEARCH		24			24
ORANGE PEDIATRICS			24	100%	24
MINUTE CLINIC DIAGNOSTIC OF SC, LLC #75		23	1	4%	24
ABL MEDICAL CARE LLC			24	100%	24
FAMILY AND INTERNAL MEDICINE AT AVALON PARK		21	3	13%	24
AIR, LAND & SEA PHYSICALS & CONSULTATIONS, LLC		23	1	4%	24
TARPON BAYOU CENTER			24	100%	24
RESIDENTIAL PLAZA AT BLUE LAGOON INC		21	3	13%	24
LABORATORY DYNAMICS		20	4	17%	24
HERITAGE OAKS ASSISTED LIVING & MEMORY CARE		20	4	17%	24
RESIDENCE AT BAY VUE		23	1	4%	24
HEALTH MED CENTERS		24			24
ST JOSEPHS CHILDRENS OUTREACH			24	100%	24
CENTRAL FLORIDA HEALTH CARE INC WAUCHULA SITE 2		17	7	29%	24
THE COMMONWEALTH OF MASSACHUSETTS			24	100%	24

COVID-19: testing by laboratory

Data through Feb 15, 2021 verified as of Feb 16, 2021 at 09:25 AM

Data in this report are provisional and subject to change.

The numbers in the table below represent the number of Florida and non-Florida residents for whom test results were received by the Department of Health. A person can be tested by more than one laboratory and can have both positive and negative results. **Therefore, the sum of the numbers in each column will be larger than the total number of people tested.**

Reporting lab	Inconclusive	Negative	Positive	Percent positive	Total
SENIOR HEALTH OF WINTER PARK DUNDEE		24			24
AVENTIS BIO-SERVICES CTL		24			24
ATRIA AT ST JOSEPHS		24			24
STEWART MELBOURNE HOSPITAL			24	100%	24
VICK STREET MANOR		24			24
JOSEF SCHENKER MD PC		24			24
MD BEAUTY LABS, PA		22	2	8%	24
VILLAGES REHABILITATION AND NURSING CENTER		24			24
LAKE COUNTY SCHOOLS EMPLOYEE HEALTH CENTER		15	9	38%	24
PHYSICIANS PRIMARY CARE OF SW FLORIDA PL		24			24
THE LODGE AND REHABILITATION CENTER		9	15	63%	24
EPIC REFERENCE LABS INC			24	100%	24
PRIME CARE ONE LLC/HARBORCHASE OF VENICE			24	100%	24
WELLOW URGENT CARE		23	1	4%	24
ENT AND ALLERGY ASSOCIATES OF FLORIDA LLC		23	1	4%	24
COURTYARDS OF ORLANDO		24			24
MARYLAND DEPARTMENT OF HEALTH			24	100%	24
MED PLUS FLORENCE		20	4	17%	24
SUNQUEST		3	21	88%	24
MADISON COUNTY MEMORIAL HOSP		12	12	50%	24
WESTMINSTER WOODS ON JULINGTON CREEK		22	2	8%	24
HENNEPIN COUNTY MEDICAL CENTER (HCMC)		13	11	46%	24
MINUTECLINIC DIAGNOSTIC OF SOUTH CAROL		22	2	8%	24
SUMMIT MEDICAL GROUP - 75 E NORTHFIELD		21	2	9%	23
MINUTECLINIC DIAGNOSTIC OF MICHIGAN		21	2	9%	23
SOUTHCOR LABORATORY		2	21	91%	23
PARK WEST MEDICAL CENTER		22	1	4%	23
MINUTECLINIC, LLC		19	4	17%	23
WUESTHOFF MEDICAL CENTER-MELBOURNE			23	100%	23
PINELLAS 1 HOME HEALTH CARE CORP		23			23
PHYSICIANS STAT		3	20	87%	23
STATE LAB		2	21	91%	23
SARASOTA MEMORIAL NURSING & REHABILITATION CTR		23			23
NORTH PINELLAS CHILDRENS MEDICAL CENTER			23	100%	23
CANTON-POTSDAM HOSPITAL LABORATORY		23			23
FORT CAROLINE GARDENS, INC		21	2	9%	23
Summit Medical Group Westfield Lab		20	3	13%	23
ISLAMORADA VILLAGE OF ISLANDS FIRE RESCUE		22	1	4%	23
CVS MINUTE CLINIC DIAGNOSTIC OF NORTH CAROL		17	6	26%	23
MIGUEL E TREVINO MD PA		19	4	17%	23
SUNSHINE ASSISTED LIVING		23			23
ISLAND COAST PEDIATRICS PA		22	1	4%	23
UNIVERSITY HILLS HEALTH AND REHABILITATION CENTER		18	5	22%	23
NEW JERSEY		22	1	4%	23
COASTAL SKIN SURGERY AND DERMATOLOGY		16	7	30%	23
WOODHOUSE INC		17	6	26%	23

COVID-19: testing by laboratory

Data through Feb 15, 2021 verified as of Feb 16, 2021 at 09:25 AM

Data in this report are provisional and subject to change.

The numbers in the table below represent the number of Florida and non-Florida residents for whom test results were received by the Department of Health. A person can be tested by more than one laboratory and can have both positive and negative results. **Therefore, the sum of the numbers in each column will be larger than the total number of people tested.**

Reporting lab	Inconclusive	Negative	Positive	Percent positive	Total
D W MCMILLAN MEMORIAL HOSPITAL		12	11	48%	23
COLORADO DEPARTMENT OF PUBLIC HEALTH AND ENVIRONMENT			23	100%	23
BROOKDALE UNIVERSITY HOSPITAL		22	1	4%	23
EP MEDICAL EQUIPMENT PHARMACY		21	2	9%	23
NOBLE SENIOR LIVING		3	20	87%	23
CHIPOLA MEDICAL ASSOCIATES		4	19	83%	23
UF HEALTH NORTH JACKSONVILLE			23	100%	23
APOLLO HEALTH & REHABILITATION		17	6	26%	23
EGL GENETIC DIAGNOSTICS		1	22	96%	23
BROOKWOOD BAPTIST MEDICAL CENTER		22	1	4%	23
GOOD SAMARITAN HOSPITAL LABORATORY		20	3	13%	23
LAKEVIEW HEALTH CARE SYSTEMS		9	14	61%	23
FINLAY C. LABORATORY		3	20	87%	23
PALMETTO PEDIATRICS			22	100%	22
KRYSTAL BAY NURSING AND REHABILITATION		18	4	18%	22
LONG ISLAND UNIVERSITY - POST CAMPUS		22			22
MINUTECLINIC DIAGNOSTIC OF NORTH CAROLINA		22			22
URGENT CARE USA			22	100%	22
CARILLON SPORTS AND FAMILY MEDICINE		18	4	18%	22
GROWING TOGETHER PEDIATRICS, LLC		18	4	18%	22
ELAN SPANISH SPRINGS		4	18	82%	22
DIACARTA INC.		22			22
ST VINCENTS PRIMARY CARE		18	4	18%	22
APOLLO SURGERY CENTER		20	2	9%	22
PREMIUM HEALTH SERVICES OF TAMPA BAY LLC		11	11	50%	22
UNIV OF NORTH ALABAMA HEALTH CENTER		21	1	5%	22
PULSE MEDICAL GROUP INC			22	100%	22
CARENOW - DOWNTOWN NORTH GULCH		22			22
MOBILE DIVISION LABORATORY		7	15	68%	22
MARTHA'S HOUSE & ASSISTED LIVING FACILITY		22			22
MORNINGSIDE MANOR & VILLA ADULT CARE C		22			22
SEAGRASS VILLAGE			22	100%	22
FLORIDA PEDIATRICS		6	16	73%	22
ADVENTHEALTH MEDICAL GROUP FAMILY & INTERNAL		9	13	59%	22
ROCKLEDEGE REGIONAL MEDICAL CENTER		17	5	23%	22
GLEN COVE HOSPITAL		22			22
EBEIDS MD PEDIATRICS		19	3	14%	22
GRAND LIVING AT LAKEWOOD RANCH		22			22
FIRST CHOICE PEDIATRICS LOOP		20	2	9%	22
TEN HEALTHCARE		6	16	73%	22
MAYO CLINIC JACKSONVILLE		1	21	95%	22
NOVANT HEALTH		16	6	27%	22
MID FLORIDA PATHOLOGY LLC		21	1	5%	22
ADVENT HEALTH EXPRESS		9	13	59%	22
COASTAL COMPLETE CARE		11	11	50%	22
HUNT CLUB PEDIATRIC ASSOCIATES LLC		19	3	14%	22

COVID-19: testing by laboratory

Data through Feb 15, 2021 verified as of Feb 16, 2021 at 09:25 AM

Data in this report are provisional and subject to change.

The numbers in the table below represent the number of Florida and non-Florida residents for whom test results were received by the Department of Health. A person can be tested by more than one laboratory and can have both positive and negative results. **Therefore, the sum of the numbers in each column will be larger than the total number of people tested.**

Reporting lab	Inconclusive	Negative	Positive	Percent positive	Total
FLORIDA HOSPITAL LABS		12	10	45%	22
STEWART MEDICAL GROUP INC			22	100%	22
ENGLEWOOD HOSPITAL AND MEDICAL CENTER		17	5	23%	22
ROADS PEDIATRICS,LLC		20	2	9%	22
THORNBURG PEDIATRICS		21	1	5%	22
BUREAU OF PUBLIC HEALTH	1	2	18	86%	21
FLORIDA ENDOSCOPY & SURGERY CTR LLC		21			21
DALE MEDICAL CENTER		16	5	24%	21
MD NOW MEDICAL CENTERS INC		1	20	95%	21
CLINICAL PATHOLOGY LABORATORIES SOUTHEAST			21	100%	21
LIFE CARE CENTER OF JACKSONVILLE			21	100%	21
CLEARWATER EMPLOYEE HEALTH CLINIC		7	14	67%	21
PHYSICIANS CARE		18	3	14%	21
LONG BEACH URGENT CARE		21			21
ARCPPOINT LABS OF WEST PALM BEACH			21	100%	21
ARDEN COURTS OF WINTER SPRINGS		18	3	14%	21
TIFFANY LAKE CARE CENTERS INC		21			21
BITTINGS APOTHECARY INC		17	4	19%	21
CARESPOT		1	20	95%	21
SOUTH CAROLINA DEPT OF HEALTH AND ENVIRONMENT CONTROL		2	19	90%	21
GREEN GABLES ASSISTED LIVING FACILITY		21			21
NAPHCARE, INC.		11	10	48%	21
FORT SANDERS REGIONAL LABORATORY		21			21
CENTER ONE SURGERY CENTER		17	4	19%	21
PALMS MEDICAL GROUP - LAKE CITY WEST		3	18	86%	21
ASSISTED LIVING OF BROWARD		21			21
SENIOR LIVING IV SUN CITY LLC		14	7	33%	21
HUNTINGTON STATION URGENT CARE		20	1	5%	21
UPMC CHAUTAUQUA AT WCA LABORATORY		20	1	5%	21
OLIVE BRANCH HEALTH AND REHABILITATION CENTER			21	100%	21
CAPE CORAL HOSPITAL ABG LABORATORY		11	10	48%	21
VIRTUA		17	4	19%	21
ROCKLEDGE FAMILY HEALTH			21	100%	21
JUPITER MEDICAL CENTER PHYSICIANS GROUP, INC		19	2	10%	21
INTERNATIONAL MEDICAL LABORATORY INC		21			21
MINUTECLINIC, LLC #08366		16	5	24%	21
CONNECTDX		6	15	71%	21
ST JUDE CHILDRENS RESEARCH HOSPITAL		21			21
TOTAL ACCESS URGENT CARE			20	100%	20
REDITUS LABORATORIES			20	100%	20
CIGNA PBSO WEST PALM			20	100%	20
CL BRUMBACK PRIMARY CARE CLINIC LANTANA		2	18	90%	20
HEALTHY MINORS, LLC.		20			20
MAGNOLIA PEDIATRICS		2	18	90%	20
CARE HERE		1	19	95%	20
HOWARD BEACH URGENT CARE		20			20

COVID-19: testing by laboratory

Data through Feb 15, 2021 verified as of Feb 16, 2021 at 09:25 AM

Data in this report are provisional and subject to change.

The numbers in the table below represent the number of Florida and non-Florida residents for whom test results were received by the Department of Health. A person can be tested by more than one laboratory and can have both positive and negative results. **Therefore, the sum of the numbers in each column will be larger than the total number of people tested.**

Reporting lab	Inconclusive	Negative	Positive	Percent positive	Total
TGH MEDICAL GROUP LABORATORY CARROLLWOOD			20	100%	20
SOUTH CAROLINA DEPARTMENT OF HEALTH			20	100%	20
ROBERT H JENKINS JR VETERANS' DOMICILIARY HOME OF		17	3	15%	20
BEST MEDICAL CENTER		11	9	45%	20
BETHESDA HEALTH PHYSICIAN GROUP INC			20	100%	20
ERIC C MARSHAL MD, PC DBA MINUTECLINIC		19	1	5%	20
CONSOLIDATED LAB SERVICES		10	10	50%	20
GERALD J KIVETT MD		18	2	10%	20
ROCKLAND URGENT CARE FAMILY HEALTH NP		20			20
ST JOSEPHS HOSPITAL SOUTH HOSPITAL			20	100%	20
TOTTENVILLE CIRCLE URGENT CARE		20			20
RAINBOW PEDIATRIC CENTER		2	18	90%	20
PROFESSIONAL PARK PEDIATRICS PA			20	100%	20
ROSLYN URGENT CARE		20			20
LAKE WORTH MANOR		19	1	5%	20
MORRIS PARK URGENT CARE		17	3	15%	20
HOLLISMED LLC		19	1	5%	20
PEDIATRIC SERVICES AND BREATHING CENTER PA		15	5	25%	20
Clearwater Center		9	11	55%	20
UAH STUDENT HEALTH CENTER		13	7	35%	20
MINUTECLINIC DIAGNOSTIC MEDICAL GROUP		18	2	10%	20
PONCE PLAZA NURSING & REHAB CENTER		4	16	80%	20
HALIFAX HEALTH URGENT CARE		3	17	85%	20
MEDICAL EXPRESS CORP		18	2	10%	20
NASSAU COUNTY JAIL		19	1	5%	20
BROOKDALE MANDARIN CENTRAL		7	13	65%	20
SHORE MEMORIAL HOSPITAL		17	3	15%	20
ISLAND LAKE CENTER		4	16	80%	20
KIVA AT CANTERBURY, LLC		20			20
CARESPOT OF NOCATEE		1	19	95%	20
ESTATES MEDICAL CENTER		12	8	40%	20
CRESTVIEW IMMEDIATE CARE LL			20	100%	20
ADVENT HEALTH MEDICAL GROUP- FAMILY MEDICINE AT DR. PHILIPS		15	5	25%	20
JEFFERSON K-12, A SOMERSET SCHOOL- CLINIC		17	3	15%	20
HARBOUR ISLAND PEDIATRICS		12	8	40%	20
HOLIDAY MEDICAL ASSOCIATES		1	19	95%	20
MINUTE CLINIC DIAGNOSTIC OF VIRGINIA		16	4	20%	20
BAY PEDIATRICS PA		18	2	10%	20
SOUTH FLORIDA DIALYSIS CENTER		8	12	60%	20
POINT OF CARE CLINICS PRIMARY CARE		20			20
HENDRY REGIONAL CORPORATE HEALTH			20	100%	20
MEDEXPRESS URGENT CARE - BLOOMINGTON		17	3	15%	20
BARTON FAMILY PRACTICE		8	11	58%	19
GUIDEWELL EMERGENCY MEDICINE DOCTORS LLC		4	15	79%	19
REGENCY SQUARE MALL - SEARS		3	16	84%	19
WELLMED AT LAKE COPELAND		13	6	32%	19

COVID-19: testing by laboratory

Data through Feb 15, 2021 verified as of Feb 16, 2021 at 09:25 AM

Data in this report are provisional and subject to change.

The numbers in the table below represent the number of Florida and non-Florida residents for whom test results were received by the Department of Health. A person can be tested by more than one laboratory and can have both positive and negative results. **Therefore, the sum of the numbers in each column will be larger than the total number of people tested.**

Reporting lab	Inconclusive	Negative	Positive	Percent positive	Total
BRIDGEWAY HEALTH CLINICS INC			19	100%	19
ROWLETT MIDDLE ACADEMY		17	2	11%	19
SONATA BOYNTON BEACH		17	2	11%	19
BAYVIEW MEDICAL		19			19
STONE WASH CLINICAL LABORATORIES		2	17	89%	19
GRAND VILLA OF ST. PETERSBURG		17	2	11%	19
MEDEXPRESS - BLOOMIN BRANDS		4	15	79%	19
ALL PEDIATRIC CARE			19	100%	19
GOOD SAMARITAN SOCIETY OF DAYTONA		16	3	16%	19
ST VINCENT'S EAST		17	2	11%	19
INTEGRATED REGIONAL LABORATORIES - LARGO			19	100%	19
FLORIDA COMMUNITY HEALTH CENTER OF ST. LUCIE		1	18	95%	19
NEW YORK PRESBYTERIAN - ALLEN HOSPITAL		19			19
COOPER HEALTHCARE		19			19
ANYLABTESTNOW		6	13	68%	19
Salerno Bay Health & Rehabilitation Center		13	6	32%	19
NEWYORK-PRESBYTERIAN/ LAWRENCE HOSPITAL LABORATORY		17	2	11%	19
LOVING CARE OF THE TREASURE COAST LLC	1	13	5	26%	19
OHIO CVS STORES, LLC DBA		17	2	11%	19
MONROE COUNTY DETENTION CENTER			19	100%	19
ALAN SERURE MD		19			19
TEXAS DEPARTMENT OF STATE HEALTH SERVICES		3	16	84%	19
MICHELLE S PAGE MD PA		18	1	5%	19
OMEGA LABORATORIES		15	4	21%	19
Sovereign Laboratory Services, LLC		17	2	11%	19
NANO HEALTH ASSOCIATES LLC		19			19
SEVEN RIVERS REGIONAL MEDICAL CENTER		5	14	74%	19
MARATHON HEALTH FOR LIFE		16	3	16%	19
SOLE HEALTH LLC		19			19
CLERMONT ADVENTHEALTH CENTRA CARE		1	18	95%	19
NO NAME		8	11	58%	19
JUPITER MEDICAL CENTER			19	100%	19
PRIMECARE OF DOTHAN-DALEVILLE CLINIC		14	5	26%	19
ASURANCE SCIENTIFIC LABORATORIES		19			19
MED HEALTH SERVICES		18	1	5%	19
JACKSON NORTH MEDICAL CENTER		2	17	89%	19
ROYAL PALM MEDICAL GROUP, INC		19			19
BIOREFERENCE LABORATORIES INC		3	16	84%	19
ESOTERIX GENETIC LABORATORIES		16	3	16%	19
LAB INTERMARKET FACILITY LAB		1	18	95%	19
WINSHIPS PHARMACY INC		19			19
VIERA FAMILY MEDICINE AND WELLNESS		14	4	22%	18
FAMILY CARE CYPRESS CREEK		1	17	94%	18
WALGREEN EASTERN CO, INC		18			18
MINUTECLINIC DIAGNOSTIC OF LOUISIANA		17	1	6%	18
MOORINGS PARK OAKSTONE AT GREY OAKS		17	1	6%	18

COVID-19: testing by laboratory

Data through Feb 15, 2021 verified as of Feb 16, 2021 at 09:25 AM

Data in this report are provisional and subject to change.

The numbers in the table below represent the number of Florida and non-Florida residents for whom test results were received by the Department of Health. A person can be tested by more than one laboratory and can have both positive and negative results. **Therefore, the sum of the numbers in each column will be larger than the total number of people tested.**

Reporting lab	Inconclusive	Negative	Positive	Percent positive	Total
CHARLOTTE CHD PORT CHARLOTTE		14	4	22%	18
CENTRAL FLORIDA PEDIATRIC URGENT CARE LLC		16	2	11%	18
AURORA DIAGNOSTICS		6	12	67%	18
SPRINGWOOD COURT		13	5	28%	18
TPCA CLINICAL LABORATORIES		15	3	17%	18
GENTIVA HEALTH SERVICES		16	2	11%	18
TIMBERLANE LODGE ALF	1	10	7	39%	18
TREASURE COAST PEDIATRICS PA		15	3	17%	18
ST. JUDES LABORATORIES		12	6	33%	18
BOZEMAN HEALTH DEACONESS HOSPITAL		13	5	28%	18
OCEANSIDE URGENT CARE		18			18
WELLMED AT PLANT CITY		10	8	44%	18
MINIMALLY INVASIVE VASCULAR INC		16	2	11%	18
ENCOMPASS HEALTH REHABILITATION HOSPITAL OF SARASOTA		18			18
ADIRONDACK MEDICAL CENTER		18			18
MCWHORTER SCHOOL OF PHARMACY		18			18
MEADOWCREST FAMILY PHYSICIANS PA			18	100%	18
KIVA AT CANTERBURY		1	17	94%	18
WALGREENS COVID-19		14	4	22%	18
BAPTIST HEALTH URGENT CARE AT WEST BOCA		18			18
HUNT CLUB MEDICAL		13	5	28%	18
OSCEOLA ALF OPERATOR, LLC DBA□		18			18
MADISON CORE LABORATORIES		17	1	6%	18
SOUTH NASSAU COMMUNITIES HOSPITAL		14	4	22%	18
MINUTECLINIC DIAGNOSTIC PA		16	2	11%	18
UM MILLER SCHOOL OF MEDICINE			18	100%	18
UTAH DEPARTMENT OF HEALTH			18	100%	18
COASTAL FAMILY PRACTICE		10	8	44%	18
AR ANESTHESIA LLC		17	1	6%	18
GRAND VILLA OF ALTAMONTE SPRINGS		11	7	39%	18
CARDIOLOGY AND MEDICINE ASSOCIATES INC		18			18
ODYSSEY HEALTHCARE OF MARION COUNTY, LLC		17	1	6%	18
MINUTECLINIC DIAGNOSTIC OF NORTH CAROLINA PC		15	3	17%	18
DEPT OF VA MEDICAL CENTER - BAY PINES			18	100%	18
ST ANTHONYS PRIMARY CARE LLC/JACKSON STREET			18	100%	18
COMMONWEALTH OF MASSACHUSETTS			18	100%	18
CABOT RESERVE ON THE GREEN		18			18
MINUTECLINIC DIAGNOSTIC OF RHODE ISLAND, LLC #590		17	1	6%	18
JUST FOR KIDS PEDIATRICS		5	13	72%	18
GENERAL INTERNAL MEDICINE MEDICAL CTR CLINIC		13	5	28%	18
MARQUES PEDIATRICS			18	100%	18
CENTERPLACE HEALTH		2	16	89%	18
CITRUS CARE CLINIC			18	100%	18
JOSEPH SCHENKER MD PC DBA CENTERS URGENT		16	2	11%	18
Wesley Place on Honeysuckle		16	2	11%	18
TOTAL RENAL LABORATORIES INC		13	5	28%	18

COVID-19: testing by laboratory

Data through Feb 15, 2021 verified as of Feb 16, 2021 at 09:25 AM

Data in this report are provisional and subject to change.

The numbers in the table below represent the number of Florida and non-Florida residents for whom test results were received by the Department of Health. A person can be tested by more than one laboratory and can have both positive and negative results. **Therefore, the sum of the numbers in each column will be larger than the total number of people tested.**

Reporting lab	Inconclusive	Negative	Positive	Percent positive	Total
TENNESSEE DEPARTMENT OF HEALTH		14	4	22%	18
XPRESS WELLNESS URGENT CARE			18	100%	18
HARTFORD HOSPITAL ANCILLARY LAB		17	1	6%	18
MARION COUNTY HEALTH DEPARTMENT		17	1	6%	18
WELLINGTON FAMILY PRACTICE		13	4	24%	17
DIXIE COUNTY HEALTH DEPARTMENT		11	6	35%	17
MARCO DRUGS AND COMPOUNDING		13	4	24%	17
GUARDANT HEALTH		12	5	29%	17
RESOLVE MOLECULAR DIAGNOSTICS		13	4	24%	17
THE CANOPY AT HARPER LAKE	1		16	94%	17
URGENT CARE WEST CLINIC		14	3	18%	17
BROOKDALE ST AUGUSTINE			17	100%	17
ASCENSION ST VINCENT'S PRIMARY CARE			17	100%	17
BOCA SIMON LAB		1	16	94%	17
VALLEY IMMEDIATE CARE		15	2	12%	17
CORNERSTONE PEDIATRICS		9	8	47%	17
OCALA OAKS REHABILITATION CENTER		12	5	29%	17
KESHAV RX LLC		14	3	18%	17
NEW YORK METHODIST HOSPITAL		13	4	24%	17
ORLANDO FAMILY MEDICINE		7	10	59%	17
COAST MED URGENT CARE		16	1	6%	17
BAYFRONT HMA CONVENIENT CARE, LLC		2	15	88%	17
UVMMC MICROBIOLOGY		16	1	6%	17
HEALTHCARE NOW			17	100%	17
MINUTECLINIC DIAGNOSTIC OF ILLINOIS L		14	3	18%	17
WINTER PARK FAMILY PRACTICE LLC		17			17
CARENOW URGENT CARE-BRENTWOOD		11	6	35%	17
Z UROLOGY		17			17
BHA CENTRAL COUNTY CLINIC		1	16	94%	17
HELIX DIAGNOSTICS			17	100%	17
MD PLUS URGENT CARE, LLC			17	100%	17
BAYCARE MEDICAL GROUP INC			17	100%	17
INN AT LAKE SEMINOLE SQUARE, THE		17			17
SUNSHINE PEDIATRICS OF CENTRAL FLORIDA PL		15	2	12%	17
BAYCARE HEALTH SYSTEMS, LLC			17	100%	17
FUNGAL REFERENCE LABORATORY		12	5	29%	17
TENDER CARE ALF		17			17
PARRISH HEALTH CENTER		14	3	18%	17
DIEGO FALLON MD PA		6	11	65%	17
ROSS MEDICAL GROUP			17	100%	17
BAY BREEZE HEALTH AND REHABILITATION CENTER		9	8	47%	17
URGENT CARE AT LONGWOOD			17	100%	17
JESSIE TRICE COMMUNITY HEALTH SYSTEM, INC		1	16	94%	17
SANFORD PEDIATRIC ASSOCIATES, PA		15	2	12%	17
GLEN OAKS URGENT CARE		16	1	6%	17
ST ELIZABETH MEDICAL CENTER LABORATORY		16	1	6%	17

COVID-19: testing by laboratory

Data through Feb 15, 2021 verified as of Feb 16, 2021 at 09:25 AM

Data in this report are provisional and subject to change.

The numbers in the table below represent the number of Florida and non-Florida residents for whom test results were received by the Department of Health. A person can be tested by more than one laboratory and can have both positive and negative results. **Therefore, the sum of the numbers in each column will be larger than the total number of people tested.**

Reporting lab	Inconclusive	Negative	Positive	Percent positive	Total
XERA MED RESEARCH			16	100%	16
FAST TRACK URGENT CARE CENTER - TYRONE			16	100%	16
TRINITY MEDICAL ASSOCIATES LLC			16	100%	16
JOSEPH MIGNOGNA		13	3	19%	16
REGENEXX TAMPA BAY		14	2	13%	16
MIRIMUS INC		1	15	94%	16
INTERNAL MEDICINE ASSOCIATES & SPECIALTIES INC		15	1	6%	16
CAREHERE- LCS LEESBURG			16	100%	16
CLEVELAND CLINIC FLORIDA		1	15	94%	16
MILLENNIUM PHYSICIAN GRP LLC NAPLES PINE RIDGE			16	100%	16
DARDEN WELLNESS CENTER		13	3	19%	16
COLLIER COUNTY JAIL		16			16
MINUTECLINIC DIAGNOSTIC OF PENNSYLVANI		16			16
SONORAN DESERT PATHOLOGY ASSOCIATES		2	14	88%	16
SHELBY BAPTIST MEDICAL CENTER		11	5	31%	16
OKEECHOBEE HEALTHCARE FACILITY			16	100%	16
HEALTH CENTRAL HOSPITAL			16	100%	16
NOVANT HEALTH GOHEALTH URGENT CARE-HARRISBURG		8	8	50%	16
MEDICINE AT LONGWOOD		16			16
MINUTE CLINIC DIAGNOSTIC OF NEW JERSEY		16			16
Citymd Of Lacey		14	2	13%	16
URGENT CARE CLINIC OF LINCOLN		14	2	13%	16
BOCA TOXICOLOGY LLC		14	2	13%	16
ORLANDO CLINICAL RESEARCH CENTER		14	2	13%	16
COMMUNITY HEALTH OF SOUTH FLORIDA			16	100%	16
MASSACHUSETTS GENERAL HOSPITAL		1	15	94%	16
ALBIBI		1	15	94%	16
ADVENT HEALTH - ZEPHYRHILLS			16	100%	16
Lab MSMC Hialeah			16	100%	16
MINUTECLINIC, LLC, DBA MINUTECLINIC #5		13	3	19%	16
FLUSHING HOSPITAL MEDICAL CENTER		13	3	19%	16
NORTHWEST FLORIDA SLEEP		1	15	94%	16
FUTURE PEDIATRICS		15	1	6%	16
MAITLAND PRIMARY CARE		9	7	44%	16
STARLING AT NOCATEE			16	100%	16
STATEN ISLAND UNIVERSITY HOSPITAL		15	1	6%	16
JS HEALTHCARE INC		16			16
BROOKDALE CROWN POINT			16	100%	16
ST AUGUSTINE PLANTATION		1	15	94%	16
ALL FLORIDA FAMILY & SPORTS MEDICINE		15	1	6%	16
PRO HEALTH FAMILY PHYSICIANS, NYSTROM		16			16
BONIFAY NURSING AND REHABILITATION CENTER			16	100%	16
REHAB AND HEALTHCARE CENTER OF CAPE CORAL		16			16
MEDEXPRESS URGENT CARE LEWISBURG		15	1	6%	16
PANAMA CITY VITAS HOSPICE		16			16
SRMC AVALON		9	7	44%	16

COVID-19: testing by laboratory

Data through Feb 15, 2021 verified as of Feb 16, 2021 at 09:25 AM

Data in this report are provisional and subject to change.

The numbers in the table below represent the number of Florida and non-Florida residents for whom test results were received by the Department of Health. A person can be tested by more than one laboratory and can have both positive and negative results. **Therefore, the sum of the numbers in each column will be larger than the total number of people tested.**

Reporting lab	Inconclusive	Negative	Positive	Percent positive	Total
ST CATHERINE OF SIENA HOSPITAL		14	2	13%	16
49D2045214PHYSICIAN OFFICE WAIVER MEDEXPRESS URGENT CARE - HARRISONBU		7	9	56%	16
SOMA MEDICAL CENTER PA			16	100%	16
ADVENTHEALTH MEDICAL GROUP PULMONOLOGY		14	2	13%	16
CLEVELAND CLINIC			16	100%	16
ROBERT WOOD JOHNSON UNIVERSITY HOSP		14	2	13%	16
CARESPOT EXPRESS HEALTHCARE			16	100%	16
CRUCIAL CARE		10	6	38%	16
PROMEDICA LABORATORIES		11	5	31%	16
FLORIDA HOSPITAL WINTER GARDEN		14	2	13%	16
HOLLEY-NAVARRE MEDICAL CLINIC		5	10	67%	15
ENCOMPASS HEALTH REHABILITATION HOSPITAL OF PANAMA CITY		10	5	33%	15
Astoria Health and Rehab		15			15
WALK IN URGENT CARE			15	100%	15
URGENT TEAM		12	3	20%	15
FLORIDA DEPARTMENT OF HEALTH IN HILLSBOROUGH COUNTY		1	14	93%	15
Floralia Health and Rehabilitation, LLC		14	1	7%	15
OCEAN REEF MEDICAL CENTER, LLC			15	100%	15
MINUTECLINIC MINUTECLINIC #8746		14	1	7%	15
MEADOWCREST MOLECULAR DIAGNOSTICS, LLC			15	100%	15
SINAI HOSPITAL OF BALTIMORE		15			15
BESSENT ROAD GROUP HOME		15			15
BAYCARE MEDICAL GROUP INC			15	100%	15
ADVENT HEALTH - KISSIMMEE		5	10	67%	15
MINUTECLINIC DIAGNOSTIC OF TN PC #378		14	1	7%	15
INTERIM HEALTHCARE OF NORTHWEST FLORIDA INC		13	2	13%	15
Grand Villa of Deerfield Beach		13	2	13%	15
TELEVISIT MALABAR PEDIATRICS		5	10	67%	15
PALM BEACH GARDENS MEDICAL CENTER			15	100%	15
FAMILY CARE CENTER OF ARLINGTON		10	5	33%	15
MINUTECLINIC DIAGNOSTICS MEDICAL GROUP		14	1	7%	15
COMMUNITY HEALTH OF SOUTH FLORIDA INC			15	100%	15
MEDEXPRESS URGENT CARE, MOON TOWNSHIP		14	1	7%	15
BLOUNT MEMORIAL HOSPITAL		13	2	13%	15
EXPRESS FAMILY CARE LLC			15	100%	15
AUBURN COMMUNITY HOSPITAL		13	2	13%	15
PATHLINE			15	100%	15
LAKEWOOD RANCH MEDICAL CENTER CLINICAL LAB			15	100%	15
HODGES CLUSTER		2	13	87%	15
DOCTORS MEDICAL CENTER OF WALTON COUNTY CLINIC			15	100%	15
ORLANDO HEALTH		2	13	87%	15
PRATTVILLE BAPTIST HOSPITAL		12	3	20%	15
STAT MEDICAL CLINIC III INC		10	5	33%	15
AJU GEORGE MD PA			15	100%	15
BAYLOR GENETICS		6	9	60%	15
MILTON 4707		15			15

COVID-19: testing by laboratory

Data through Feb 15, 2021 verified as of Feb 16, 2021 at 09:25 AM

Data in this report are provisional and subject to change.

The numbers in the table below represent the number of Florida and non-Florida residents for whom test results were received by the Department of Health. A person can be tested by more than one laboratory and can have both positive and negative results. **Therefore, the sum of the numbers in each column will be larger than the total number of people tested.**

Reporting lab	Inconclusive	Negative	Positive	Percent positive	Total
BAPTIST MEDICAL CENTER EAST		11	4	27%	15
EAR NOSE & THROAT ASSOCIATES OF MANATEE PA		15			15
AMERICAN HEALTH ASSOCIATES INC		1	14	93%	15
CHURCH OF SCIENTOLOGY FLAG SERVICE ORGANIZATION		14	1	7%	15
EASTLAKE PEDIATRICS - TRINITY		15			15
BVL PEDIATRICS		14	1	7%	15
CORE LABORATORY		1	14	93%	15
BAPTIST URGENT CARE		13	2	13%	15
JOSEF SCHENKER MD PC DBA CENTERS URGENT		14	1	7%	15
COLLEGE POINT URGENT CARE		13	2	13%	15
PASSPORT HEALTH ORLANDO		15			15
DIATHERIX		13	2	13%	15
TMH FSU RAPID LABORATORY		2	13	87%	15
MINUTE CLINIC DIAGNOSTIC OF VIRGINIA, LLC		15			15
MULBERRY'S MOBILE PROVIDER SERVICES LLC		1	14	93%	15
BAPTIST MEMORIAL HEALTH CARE		13	2	13%	15
Consulate Health Care of Jacksonville			14	100%	14
FORT HAMILTON URGENT CARE		14			14
GRACE WELLNESS CENTER		3	11	79%	14
Terrace of Jacksonville			14	100%	14
CALLAWAY CLINIC		9	5	36%	14
NORTHWESTERN MEMORIAL HOSPITAL			14	100%	14
ALAN L MELOTEK MD		14			14
STATMED OCALA			14	100%	14
ST JOSEPH HOSPITAL		13	1	7%	14
Belleair Healthcare Center		8	6	43%	14
OPIS ISLAND LAKE CENTER		13	1	7%	14
COMMUNITY HOME HEALTH CARE		14			14
LAKE HOWARD HEIGHTS	1	11	2	14%	14
GRAND VILLA OF NEW PORT RICHEY		8	6	43%	14
BOCA SIMON		2	12	86%	14
POLK CHD BARTOW		13	1	7%	14
NORTHWEST FLORIDA ENT, PA		5	9	64%	14
HUDSON VALLEY HOSPITAL CENTER LABORATORY		13	1	7%	14
SANDALWOOD NURSING CENTER		14			14
INDIANA STATE DEPARTMENT OF HEALTH		1	13	93%	14
HEALTHFIRST ADVENT HEALTH CENTRA CARE COCOA BEACH			14	100%	14
MEDEMERGE		13	1	7%	14
SOUTHEASTERN UNIVERSITY INC		14			14
SIDDH INC DBA SAN CARLOS PHARMACY		12	2	14%	14
EPIPHANY HEALTH		8	6	43%	14
The Evangelical Lutheran Good Samaritan Society		14			14
LAKELAND HILLS CENTER		7	7	50%	14
PBSO WEST PALM FAMILY PRACTICE		1	13	93%	14
ARDEN COURTS OF PALM HARBOR			14	100%	14
BENTON HOUSE OF PORT ORANGE		8	6	43%	14

COVID-19: testing by laboratory

Data through Feb 15, 2021 verified as of Feb 16, 2021 at 09:25 AM

Data in this report are provisional and subject to change.

The numbers in the table below represent the number of Florida and non-Florida residents for whom test results were received by the Department of Health. A person can be tested by more than one laboratory and can have both positive and negative results. **Therefore, the sum of the numbers in each column will be larger than the total number of people tested.**

Reporting lab	Inconclusive	Negative	Positive	Percent positive	Total
OPTIONS FOR SENIORS INC DBA PALM KREST MANOR		12	2	14%	14
SOUTHEASTERN LABORATORY			14	100%	14
DAVITA DIALYSIS		4	10	71%	14
UC HEALTH UNIVERSITY HOSPITAL		11	3	21%	14
CUSTEAD CARE CENTER HAVEN HOSPICE		12	2	14%	14
AESTHETIC SURGERY CENTER OF WINTER PARK, THE		13	1	7%	14
RIVERSIDE COTTAGES AT THE SHORES, LLC			14	100%	14
BASSETTI & ASSOCIATES, MD, PA			14	100%	14
STEINHATCHEE DRUGS		11	3	21%	14
TALLAHASSEE PRIMARY CARE ASSOCIATES PA		12	2	14%	14
SHERMAN-ABRAMS LABORATORY INC		11	3	21%	14
FAMILY CARE			14	100%	14
MI CASA DORADA ASSISTED LIVING FACILIT		14			14
ST CLOUD MEDICAL GROUP		12	2	14%	14
MINUTECLINIC, LLC, DBA MINUTECLINIC #2544		13	1	7%	14
SIGMUND LABS LLC		14			14
BREVARD HEALTH ALLIANCE INC, THE		9	5	36%	14
OAKMONTE VILLAGE OF DAVIE			14	100%	14
ACCESS HEALTH CARE PHYSICIANS LLC		4	9	69%	13
ADVENTHEALTH MEDICAL GROUP MULTISPECIALTY			13	100%	13
IN-OFFICE LAB		12	1	8%	13
VILLA OF KINGS AND QUEENS OF DELRAY		13			13
PULSE & REMEDY LLC			13	100%	13
Grand Villa of Clearwater		11	2	15%	13
MINUTECLINIC DIAGNOSTIC OF TN PC #566		11	2	15%	13
CLINICAL LABORATORY SERVICES			13	100%	13
CAREATC			13	100%	13
UNIVERSITY LAB			13	100%	13
ARNOT OGDEN MEDICAL CENTER LABORATORY		13			13
MELBOURNE FAMILY PRACTICE		12	1	8%	13
SOUTHEAST FAMILY HEALTHCARE CENTER			13	100%	13
COMPREHENSIVE CHILDCARE ASSOCIATES		8	5	38%	13
EAR NOSE AND THROAT ASSOCIATES OF MANATEE, P.A.		10	3	23%	13
MAINSTREET FAMILY SELECT		1	12	92%	13
BELLEVUE HOSPITAL CENTER DEPARTMENT		13			13
BAYA URGENT CARE LLC		1	12	92%	13
PRIMARY CARE MEDICINE	1	10	2	15%	13
BAY COUNTY HEALTH DEPARTMENT		11	2	15%	13
SHELBY COUNTY HEALTH CARE CORPORATION		10	3	23%	13
PROHEALTH CARE ASSOCIATES MOBILE		10	3	23%	13
NORTHWEST FLORIDA COMMUNITY HOSPITAL 3RD FLOOR		12	1	8%	13
MINUTECLINIC DIAGNOSTIC OF MICHIGAN PC		12	1	8%	13
A AND R RESEARCH GROUP LLC		10	3	23%	13
VRL EUROFINs - HAWAII		13			13
SOMA MEDICAL CENTER # 4		2	11	85%	13
PREMIER LABORATORY SERVICES, LLC		5	8	62%	13

COVID-19: testing by laboratory

Data through Feb 15, 2021 verified as of Feb 16, 2021 at 09:25 AM

Data in this report are provisional and subject to change.

The numbers in the table below represent the number of Florida and non-Florida residents for whom test results were received by the Department of Health. A person can be tested by more than one laboratory and can have both positive and negative results. **Therefore, the sum of the numbers in each column will be larger than the total number of people tested.**

Reporting lab	Inconclusive	Negative	Positive	Percent positive	Total
WEEMS MEDICAL CENTERS		9	4	31%	13
VALDOSTA FAMILY MEDICINE		1	12	92%	13
AVALON MEDICAL WALK IN CLINIC			13	100%	13
HORIZON MEDICAL GROUP		11	2	15%	13
WORLD WRESTLING ENTERTAINMENT			13	100%	13
BROOKDALE DELAND			13	100%	13
LUCID DIAGNOSTICS LABS			13	100%	13
BRYAN WHITFIELD MEMORIAL HOSPITAL		8	5	38%	13
ORCHID COVE		3	10	77%	13
UNIVERSITY HOSPITAL UC HEALTH		9	4	31%	13
ELTINGVILLE CIRCLE URGENT CARE		13			13
PHELPS HOSPITAL LABORATORY		11	2	15%	13
MINUTECLINIC DIAGNOSTIC OF TN, PC 6438		11	2	15%	13
INTERMOUNTAIN CENTRAL LAB		1	12	92%	13
ADVENT HEALTH - WINTER HAVEN		7	6	46%	13
COLLIER URGENT CARE CENTERS CREEKSIDE		12	1	8%	13
CRANES VIEW LODGE			13	100%	13
ST ANTHONY'S HOSP PATIENT CARE SERVICE			13	100%	13
PRIMARY CARE WALK IN CLINIC PLLC			13	100%	13
ESCAMBIA COMMUNITY CLINIC		2	11	85%	13
PALM BAY FAMILY PRACTICE		4	9	69%	13
DYNAMIC DNA LAB		1	12	92%	13
GENEXPERT			13	100%	13
MEDEXPRESS URGENT CARE - TIMBERLAKE		12	1	8%	13
CVS MINUTE CLINIC DIAGNOSTIC OF TEXAS LLC		10	3	23%	13
CROSS CARE CENTER			13	100%	13
MEDEXPRESS URGENT CARE - ROBINSON TWP, STEUBENVILLE PIKE		11	2	15%	13
TREASURE COAST URGENT CARE			13	100%	13
FORT WALTON BEACH DEVELOPMENTAL CENTER		12	1	8%	13
HARBOR CHASE OF JACKSONVILLE			13	100%	13
MINUTECLINIC #8699		10	3	23%	13
FLORIDA STATE HOSPITAL			13	100%	13
LONG ISLAND JEWISH VALLEY STREAM		12	1	8%	13
GLENBROOKE AT PALM BAY			13	100%	13
ORANGE REGIONAL MEDICAL CENTER LABORATORY		10	3	23%	13
MONTEFIORE ST LUKE'S CORNWALL HOSPITAL		10	3	23%	13
BROOKLYN HOSPITAL CENTER DOWNTOWN CAMPUS		13			13
PARKWEST MEDICAL CENTER		11	2	15%	13
ROCKLEDGE		3	10	77%	13
Sunnyside Care Center		13			13
MINUTECLINIC DIAGNOSTIC OF TN PC #6435		13			13
LAB UNKNOWN		1	11	92%	12
YORKVILLE PEDIATRIC URGENT CARE		12			12
GNT ASSOCIATES		11	1	8%	12
MC DIAGNOSTIC OF CONNECTICUT, PC #775		11	1	8%	12
LADY LAKE SPECIALTY CARE			12	100%	12

COVID-19: testing by laboratory

Data through Feb 15, 2021 verified as of Feb 16, 2021 at 09:25 AM

Data in this report are provisional and subject to change.

The numbers in the table below represent the number of Florida and non-Florida residents for whom test results were received by the Department of Health. A person can be tested by more than one laboratory and can have both positive and negative results. **Therefore, the sum of the numbers in each column will be larger than the total number of people tested.**

Reporting lab	Inconclusive	Negative	Positive	Percent positive	Total
ORMOND MEDICAL ARTS		3	9	75%	12
KINDRED HOSPITAL OCALA		10	2	17%	12
HIGHLANDS COUNTY FIRE RESCUE		12			12
NAPLES GREEN VILLAGE		12			12
FAMILY MEDICINE AT LONGWOOD			12	100%	12
GEORGE W FERGUSON MD-CONCIERGE MEDICAL SERVICES PL		11	1	8%	12
COLLIER COUNTY HEALTH DEPT.		7	5	42%	12
NOVALIFE MEDSPA			12	100%	12
CVS TN5639POCT FARRAGUT		10	2	17%	12
APPLE DIAGNOSTICS LAB		5	7	58%	12
MORTON PLANT MEASE			12	100%	12
MERIDIAN AT WATERWAYS, THE		10	2	17%	12
TNC WALK IN CLINIC		9	3	25%	12
MERCY MEDICAL CENTER		5	7	58%	12
ALL AMERICAN URGENT CARE			12	100%	12
FLORIDA DEPT OF HEALTH		4	8	67%	12
WACO HHSSURGEWACO	1	10	1	8%	12
BROOKDALE CITRUS			12	100%	12
ADVENTHEALTH MEDICAL GROUP CARE CLINIC AT		8	4	33%	12
ADEPT INPATIENT MEDICAL SERVICES PC		12			12
ST PETER'S UNIVERSITY HOSPITAL		9	3	25%	12
MEDEXPRESS URGENT CARE-ALTOONA		10	2	17%	12
BROWARD DIALYSIS			12	100%	12
THE PLAZA AT PARKSQUARE		12			12
LIFE CARE OF PORT SAINT LUCIE		3	9	75%	12
BAPTIST PRIMARY CARE PONTE VEDRA		6	6	50%	12
NATIONAL GENETICS INST LABCORP		4	8	67%	12
PANCARE HEALTH - WEWA ELEMENTARY			12	100%	12
MINUTECLINIC DIAGNOSTIC OF TN, PC 374		8	4	33%	12
VERITAS RESEARCH CORP			12	100%	12
IREPERTOIRE_MOL_LAB		12			12
INNOVATIVE RESEARCH OF WEST FLORIDA		9	3	25%	12
SOMA MEDICAL CENTER, P.A.			12	100%	12
TLC FAMILY CARE HOME INC		12			12
METHODIST MEDICAL CENTER		9	3	25%	12
JFK MEDICAL CENTER NORTH LAB		1	11	92%	12
STEWART MELBOURNE HOSPITAL, INC	1		11	92%	12
MEDI STATION			12	100%	12
LEON CHD		12			12
MI2297090CV HOLLAND-23D2189684		12			12
PARROTT MEDICAL CLINIC			12	100%	12
GLEN OAKS HEALTH AND REHABILITATION CENTER			12	100%	12
SUWANNEE COUNTY JAIL		11	1	8%	12
OHIO STATE UNIVERSITY MEDICAL CENTER			12	100%	12
ACADIAN DIAGNOSTIC LABORATORIES		8	4	33%	12
MIRACLE ALF INC		12			12

COVID-19: testing by laboratory

Data through Feb 15, 2021 verified as of Feb 16, 2021 at 09:25 AM

Data in this report are provisional and subject to change.

The numbers in the table below represent the number of Florida and non-Florida residents for whom test results were received by the Department of Health. A person can be tested by more than one laboratory and can have both positive and negative results. **Therefore, the sum of the numbers in each column will be larger than the total number of people tested.**

Reporting lab	Inconclusive	Negative	Positive	Percent positive	Total
FHCP-PORT ORANGE		3	9	75%	12
ST VINCENT'S URGENT CARE		9	3	25%	12
WALGREEN		4	8	67%	12
WOODLAND TOWERS		6	6	50%	12
SUMMIT ATLANTIC SURGERY CENTER		12			12
FLORIDA PRESBYTERIAN HOMES INC		11	1	8%	12
HAVEN HOSPICE			12	100%	12
AZALEA HEALTH		2	9	82%	11
GADSDEN REGIONAL MEDICAL CENTER		11			11
SENIOR HOME CARE INC		11			11
MEDEXPRESS URGENT CARE- MARYLAND		10	1	9%	11
St. Annes Nursing Center, St. Annes Residence, Inc.		11			11
CARLOS PORTU MD, PLLC			11	100%	11
FIRST CHOICE PEDIATRICS WINTER SPRINGS		10	1	9%	11
TELEVISIT PALM BAY FAMILY PRACTICE		9	2	18%	11
TROPICANA		5	6	55%	11
CVS MINUTE CLINIC, LLC		9	2	18%	11
ADVENTHEALTH MEDICAL GROUP PEDIATRICS AT		2	9	82%	11
NIGHT LITE PEDIATRICS CENTER, LLC		1	10	91%	11
MINUTECLINIC DIAGNOSTIC OF LOUISIANA,		10	1	9%	11
BIOTECH CLINICAL LABORATORIES, INC.		1	10	91%	11
Rosewood Healthcare and Rehabilitation Center		5	6	55%	11
NORTHERN WESTCHESTER HOSPITAL LABORATORY		9	2	18%	11
MHHS All Lab Subsection		11			11
CARINGTON MANOR		11			11
GENESIS		7	4	36%	11
ILLINOIS DEPT OF PUBLIC HEALTH LAB - SPRINGFIELD			11	100%	11
UMHC/SYLVESTER AT KENDALL		1	10	91%	11
CARENOW URGENT CARE-WEST END		7	4	36%	11
DESOTO HEALTH AND REHAB LLC		7	4	36%	11
PINELLAS COUNTY HEALTH DEPARTMENT		2	9	82%	11
WANTAGH URGENT CARE		8	3	27%	11
WEEMS MEMORIAL HOSPITAL		7	4	36%	11
GRAND VILLA OF ENGLEWOOD		7	4	36%	11
WATSON HEALTHCARE		8	3	27%	11
ADVENTIST HEALTH SYSTEM FLORIDA DEPT OF HEALTH		7	4	36%	11
SURGERY CENTER OF CORAL GABLES LLC,THE		9	2	18%	11
MINUTECLINIC DIAGNOSTIC OF TN, PC 4992		11			11
PRIMECARE ACQUISITION FAMILY PRACTICE INC		11			11
St Joseph's Hospital & Medical Center		10	1	9%	11
MEDICAL CENTER AFFILIATES WEST PALM			11	100%	11
ELITE HOME HEALTH SERVICES		11			11
THE TERRACE OF SAINT CLOUD		9	2	18%	11
WINTER PARK CARE AND REHABILITATION			11	100%	11
CORNER OAK ESTATE LLC		11			11
MAIN STREET MEDICAL CENTER OF CRESTVIEW PA		1	10	91%	11

COVID-19: testing by laboratory

Data through Feb 15, 2021 verified as of Feb 16, 2021 at 09:25 AM

Data in this report are provisional and subject to change.

The numbers in the table below represent the number of Florida and non-Florida residents for whom test results were received by the Department of Health. A person can be tested by more than one laboratory and can have both positive and negative results. **Therefore, the sum of the numbers in each column will be larger than the total number of people tested.**

Reporting lab	Inconclusive	Negative	Positive	Percent positive	Total
Hackensack Umc Mountainside		10	1	9%	11
ORLANDO ORTHOPAEDIC OUTPATIENT SURGERY CENTER LLC		8	3	27%	11
SEMORAN FAMILY HEALTH LLC		10	1	9%	11
HARLEM HOSPITAL CENTER		10	1	9%	11
WHITE-WILSON MEDICAL CENTER		11			11
REDMED CLINIC OF ARLINGTON		10	1	9%	11
LEHIGH VALLEY HOSPITAL		3	8	73%	11
SUMMERGATE PHARMACY		10	1	9%	11
GAMMA DIAGNOSTIC LAB LLC			11	100%	11
ALCOVE ASSISTED LIVING FACILITY		11			11
45TH 1		11			11
UNIVERSITY CENTRA CARE		10	1	9%	11
AIM LABORATORIES			11	100%	11
CULINARY INSTITUTE OF AMERICA STUDENT	3	8			11
CARE FAST MURABELLA		7	4	36%	11
MEDEXPRESS URGENT CARE - SEMINOLE SQUA		10	1	9%	11
FAMILY MEDICINE AT HUNTERS CREEK		11			11
WELLMED AT SOUTH PARSONS		9	2	18%	11
MOUNT DORA PEDIATRICS		9	2	18%	11
SARASOTA - ROBERT L TAYLOR COMMUNITY CENTER		1	10	91%	11
FAMILY PRACTICE ON THE GO		6	5	45%	11
ENCOMPASS HOME HEALTH OF THE SOUTHEAST LLC		11			11
VIRTUA WEST JERSEY HOSPITAL VOORHEES		9	2	18%	11
MIDNIGHT MEDICINE			11	100%	11
SAMARITAN MEDICAL CENTER		11			11
FLORIDA MEDICAL CLINIC IM MLK		9	2	18%	11
PALM BEACH PATHOLOGY		9	2	18%	11
DMH STEINHATCHEE FAMILY MEDICINE		8	3	27%	11
FORT PIERCE FAMILY CARE INC		5	6	55%	11
MORTON PLANT NORTH BAY HOSPITAL			11	100%	11
AVENTURA HOSPITAL AND MEDICAL CENTER			11	100%	11
PruittHealth Fleming Island			11	100%	11
PRIMECARE AT PORT ORANGE			11	100%	11
MULBERRY CARE CENTER		7	3	30%	10
ESTATES MEDICAL CENTER INC			10	100%	10
URGENT CARE CENTER AT PINNACLE		4	6	60%	10
MEDICAL LABORATORY DIAGNOSTICS			10	100%	10
PBC PREMIER FAMILY HEALTH			10	100%	10
KIDSVILLE PEDIATRICS			10	100%	10
DES PLAINES CLINICAL LAB		3	7	70%	10
STATEN ISLAND UNIVERSITY HOSPITAL SEGUINE AVE		9	1	10%	10
EMERALD COAST HOSPICE - CRESTVIEW		10			10
LAKE BALDWIN CBOC		9	1	10%	10
MEDEXPRESS URGENT CARE CHARLESTON		6	4	40%	10
RED MOUNTAIN DIAGNOSTICS		10			10
THE VILLAGES HEALTH		5	5	50%	10

COVID-19: testing by laboratory

Data through Feb 15, 2021 verified as of Feb 16, 2021 at 09:25 AM

Data in this report are provisional and subject to change.

The numbers in the table below represent the number of Florida and non-Florida residents for whom test results were received by the Department of Health. A person can be tested by more than one laboratory and can have both positive and negative results. **Therefore, the sum of the numbers in each column will be larger than the total number of people tested.**

Reporting lab	Inconclusive	Negative	Positive	Percent positive	Total
HOPE HEALTHCARE		10			10
RPC@HODGES		2	8	80%	10
MEDEXPRESS URGENT CARE - LAFAYETTE		9	1	10%	10
CROSSROADS URGENT CARE, PLLC		10			10
CARLOS F FUSTER MD PA		10			10
ASHRAF MEDICAL GROUP PLLC DBA PULSE M		9	1	10%	10
VASCONCELLO COHEN MD PA		9	1	10%	10
RUSSELL MEDICAL CENTER		9	1	10%	10
CONCIMED LLC		9	1	10%	10
MISSOURI DEPARTMENT OF HEALTH AND SENIOR SERVICES			10	100%	10
BROWARD HEALTH CARE			10	100%	10
MEYER PEDIATRICS CHTD		10			10
MOSOLF PEDIATRICS			10	100%	10
THE PALMS PHARMACY, INC		9	1	10%	10
MED LABS DIAGNOSTICS		5	5	50%	10
MINUTECLINIC DIAGNOSTIC OF TN PC #320		9	1	10%	10
MEDEXPRESS URGENT CARE - SALEM		6	4	40%	10
NORTON HEALTHCARE			10	100%	10
MINUTECLINIC DIAGNOSTIC OF TEXAS		9	1	10%	10
HIGH TOWER ALF LLC		9	1	10%	10
MEDEXPRESS URGENT CARE-KATY		7	3	30%	10
NOT INDICATED		1	9	90%	10
MOLECULAR PATHOLOGY LABORATORY			10	100%	10
VENICE GREEN VILLAGE		3	7	70%	10
PRORENATA LABS		2	8	80%	10
Lehigh Acres Health and Rehabilitation			10	100%	10
CVS NC187POCT CHARLOTTE		10			10
Maury Regional Hospital		6	4	40%	10
ADVENTHEALTH MEDICAL GROUP		9	1	10%	10
AMERICAN HOUSE FORT MYERS		10			10
ACCESS PHARMACY		10			10
BAPTIST HEALTH			10	100%	10
ADVANCED URGENT CARE CENTER			10	100%	10
PANCARE HEALTH - VERNON ELEMENTARY			10	100%	10
Solaris Healthcare Pensacola			10	100%	10
ISLAND COAST PEDIATRICS IN-HOUSE LAB		10			10
RIVERWOOD CENTER,THE			10	100%	10
HCR MANORCARE		10			10
CORONA PATHOLOGY		10			10
BOCA RATON REGIONAL HOSPITAL LAB			10	100%	10
CVS MINUTE CLINIC DIAGNOSTIC OF WISCONSIN		10			10
PLYMOUTH HARBOR INCORPORATED		9	1	10%	10
ONEIDA HEALTHCARE CENTER		8	2	20%	10
BEAUMONT LABORATORY			10	100%	10
SAVANNAH MANOR ASSISTED LIVING COMMUNITY			10	100%	10
FLORIDA MEDICAL CLINIC - MULTI SPECIALTY CAMPUS		2	8	80%	10

COVID-19: testing by laboratory

Data through Feb 15, 2021 verified as of Feb 16, 2021 at 09:25 AM

Data in this report are provisional and subject to change.

The numbers in the table below represent the number of Florida and non-Florida residents for whom test results were received by the Department of Health. A person can be tested by more than one laboratory and can have both positive and negative results. **Therefore, the sum of the numbers in each column will be larger than the total number of people tested.**

Reporting lab	Inconclusive	Negative	Positive	Percent positive	Total
LIFE'S SPECIAL MOMENTS INC		10			10
SUPERIOR RESIDENCES OF CLERMONT		2	8	80%	10
CREATIVE TESTING SOLUTIONS		3	7	70%	10
ALABAMA DEPARTMENT OF PUBLIC HEALTH		1	9	90%	10
TMH PHYSICIAN PARTNERS - MONTICELLO		8	2	20%	10
NEW JERSEY DEPARTMENT OF HEALTH COMMUNICABLE DISEASE SERVICE		3	7	70%	10
MONTEFIORE MEDICAL CENTER LABORATORIES - WEILER		7	3	30%	10
PPD - IXLAYER		9	1	10%	10
MEDLAB ASSOCIATES LLC		10			10
URGENT CARE USA LLC		1	9	90%	10
MEDEX REGIONAL LABORATORIES LLC		1	9	90%	10
MINUTECLINIC DIAGNOSTIC OF NORTH		9	1	10%	10
GRAND VILLA OF PINELLAS PARK		9	1	10%	10
URGENT CARE OF NEW YORK		10			10
CBC LAB		3	7	70%	10
VITALANT		1	9	90%	10
LAKE NONA MEDICAL SERVICES		3	7	70%	10
BLOCK NATION CHASE		4	6	60%	10
PERSONAL PEDIATRICS PA		7	3	30%	10
Hialeah Nursing And Rehabilitation Center		6	4	40%	10
FLEMING ISLAND CENTER FOR CLINICAL RESEARCH		10			10
Grand Villa of Dunedin		4	6	60%	10
LUXOR SCIENTIFIC LLC		1	9	90%	10
NORTH OKALOOSA PHYSICIAN GROUP		10			10
PRIMARY CARE SPECIALISTS OF ORLANDO LLC		8	2	20%	10
ASSOCIATES MD CYPRESS CREEK			10	100%	10
GRAND VILLA OF BOYNTON BEACH		10			10
NEWPATH DIAGNOSTICS		5	5	50%	10
WELLMED AT PORT ST LUCIE WEST		6	4	40%	10
OPTIMAL CARE PEDIATRICS			10	100%	10
TENNESSEE DEPARTMENT OF HEALTH (TDH) - CENTRAL LABORATORY		2	8	80%	10
CARENOW URGENT CARE - EAST NASHVILLE		8	2	20%	10
MEDEXPRESS URGENT CARE PARKERSBURG		8	2	20%	10
A LILIKO'I PHARMACY LLC		10			10
VETERANS ADMINISTRATION			10	100%	10
COMMUNITY HEALTH CENTER		2	8	80%	10
CLINIC OF PEDIATRICS & GI MEDICINE INC			10	100%	10
CONSULATE HEALTH CARE OF PENSACOLA			10	100%	10
AMBRY GENETICS CORPORATION		10			10
BROOKDALE PANAMA CITY		9	1	10%	10
MINUTECLINIC DIAGNOSTIC OF TN PC #6415		9	1	10%	10
JOHN W NORRIS III MD PA	1		9	90%	10
APPALACHIAN REGIONAL HEALTHCARE SYSTEM		10			10
COVANCE CENTRAL LABORATORY			10	100%	10
Westchester General Hospital			10	100%	10
WILTON MANORS HEALTH & REHABILITATION CENTER			9	100%	9

COVID-19: testing by laboratory

Data through Feb 15, 2021 verified as of Feb 16, 2021 at 09:25 AM

Data in this report are provisional and subject to change.

The numbers in the table below represent the number of Florida and non-Florida residents for whom test results were received by the Department of Health. A person can be tested by more than one laboratory and can have both positive and negative results. **Therefore, the sum of the numbers in each column will be larger than the total number of people tested.**

Reporting lab	Inconclusive	Negative	Positive	Percent positive	Total
NORTHWEST FLORIDA COMMUNITY HOSPITAL LABORATORY		8	1	11%	9
OCCUPATIONAL HEALTH CENTERS OF THE SOUTHWEST PA		8	1	11%	9
BAYFRONT HEALTH ST PETERSBURG		8	1	11%	9
ORANGE PARK PEDIATRIC ASSOCIATES		1	8	89%	9
WINDSOR OF SAN PABLO, THE		6	3	33%	9
UNIVERSITY MEDICAL CENTER		8	1	11%	9
BAYFRONT MEDICAL			9	100%	9
SAMARITAN HOSPITAL LABORATORY		8	1	11%	9
AVALON FAMILY RESORT ASSISTED LIVING LLC		9			9
NORTHSHORE UNIVERSITY HEALTHSYSTEM EVANSTON HOSPITAL LAB			9	100%	9
MONROE COUNTY HOSPITAL		6	3	33%	9
PRECISION GENETICS			9	100%	9
MINUTECLINIC, LLC #4230		8	1	11%	9
MAINSTREET FAMILY CARE			9	100%	9
MINUTE CLINIC LLC #5733		9			9
ROSECASTLE			9	100%	9
CVS MINUTE CLINIC DIAGNOSTIC OF TEXAS, LLC		9			9
BERGEN NEW BRIDGE M		8	1	11%	9
EMERGENCY MEDICAL CENTER		3	6	67%	9
CARENOW URGENT CARE-MT JULIET		8	1	11%	9
MED TECH SERVICES OF PALM BEACH INC		9			9
ALACHUA			9	100%	9
CHILDREN'S HEALTH CENTER INC.		7	2	22%	9
FLORIDA DEPARTMENT OF HEALTH WASHINGTON COUNTY		4	5	56%	9
MEDEXPRESS URGENT CARE - WINCHESTER GATEWAY		7	2	22%	9
CVS NC3516POCT WINSTON SALEM		7	2	22%	9
GLADES COUNTY DETENTION CENTER			9	100%	9
ADULT MEDICINE OF LAKE COUNTY INC			9	100%	9
BRENNITY AT VERO BEACH, THE			9	100%	9
CLAYMED OF NORTH FLORIDA			9	100%	9
MAIMONIDES MEDICAL CENTER		6	3	33%	9
MC DIAGNOSTIC OF CONNECTICUT, PC #1960		9			9
Consulate Health Care of Brandon		7	2	22%	9
MINUTE CLINIC LLC #1448		8	1	11%	9
NIGHT OWL PEDIATRICS URGENT CARE			9	100%	9
RHODE ISLAND DEPARTMENT OF HEALTH			9	100%	9
CHILDREN'S HEALTHCARE OF ATLANTA/EGLESTON		9			9
URGENT CARE & FAMILY PRACTICE CENTER			9	100%	9
LAKEVIEW HEALTH SYSTEMS			9	100%	9
ACCESS HOME HEALTH OF FLORIDA LLC		9			9
BRIDGE DIAGNOSTICS			9	100%	9
WESTCHESTER GENERAL HOSPITAL BLOOD GAS LAB			9	100%	9
PEDIATRIC HEALTH CARE ALLIANCE			9	100%	9
MC DIAGNOSTIC OF CONNECTICUT PC #459		9			9
ADVENTIST HEALTH SYSTEM		9			9
HEALTH NETWORK LABORATORIES		6	3	33%	9

COVID-19: testing by laboratory

Data through Feb 15, 2021 verified as of Feb 16, 2021 at 09:25 AM

Data in this report are provisional and subject to change.

The numbers in the table below represent the number of Florida and non-Florida residents for whom test results were received by the Department of Health. A person can be tested by more than one laboratory and can have both positive and negative results. **Therefore, the sum of the numbers in each column will be larger than the total number of people tested.**

Reporting lab	Inconclusive	Negative	Positive	Percent positive	Total
HUNTINGTON URGENT CARE		8	1	11%	9
CVS MINUTE CLINIC DIAGNOSTIC		8	1	11%	9
WINDSOR OF GAINESVILLE		9			9
MINUTECLINIC DIAGNOSTIC OF MINNESOTA		9			9
ROSEMONT GARDENS INC		9			9
CVS MINUTE CLINIC DIAGNOSTIC PA		7	2	22%	9
CVS HEALTH, #3396		9			9
MINUTECLINIC DIAGNOSTIC OF NEW MEXICO		9			9
IGENEX INC		9			9
OMNI			9	100%	9
Manor Care of Dunedin		6	3	33%	9
CARROLL GARDENS URGENT CARE		9			9
CVS MO8590POCT KANSAS CITY		5	4	44%	9
MEDEXPRESS URGENT CARE - MONROE		9			9
ANY LAB TEST NOW INC			9	100%	9
METROPOLITAN CHARITIES INC		8	1	11%	9
LAKE NONA MEDICAL SERVICE LLC		9			9
MEDEXPRESS URGENT CARE MONACA		9			9
MEDEXPRESS URGENT CARE - PANTOPS		8	1	11%	9
BUENA VIDA ESTATES			9	100%	9
RIVERSIDE MEDICAL GROUP		8	1	11%	9
PALM BAY URGENT CARE PL		1	8	89%	9
CHEMISYS LABORATORIES		1	8	89%	9
ST JUDE LABORATORIES		7	2	22%	9
CVS MINUTE CLINIC DIAGNOSTIC MED GRP OF CA		9			9
VILLAGE PLACE HEALTH AND REHAB		9			9
PATEL MEDICAL VENTURES		8	1	11%	9
MICHIGAN DEPARTMENT OF COMMUNITY HEALTH		1	8	89%	9
NEMOURS CHILDREN'S PRIMARY CARE VERO BEACH			9	100%	9
MINUTECLINIC DIAGNOSTIC OF PA, LLC (1036)		8	1	11%	9
BAYONET POINT HOSPITAL			9	100%	9
UNAVAILABLE/UNKNOWN/NO INFORMATION FOUND			9	100%	9
HAWTHORNE INN OF LAKELAND		9			9
CVS PHARMACY NO 274		9			9
WINDSOR WOODS REHAB & HEALTHCARE CTR		8	1	11%	9
Casa Mora Rehabilitation & Extended Care		9			9
MEDEXPRESS URGENT CARE - BENTON HARBOR		9			9
ADVENT HEALTH - FOUR CORNERS ER		8	1	11%	9
BIG BEND HOSPICE INC		9			9
Signature Healthcare of Ormond		9			9
WADSWORTH CENTER - DAVID AXELROD INSTITUTE		8	1	11%	9
MEDEXPRESS URGENT CARE - CHRISTIANBURG		7	2	22%	9
FLORIDA MENTOR		7	2	22%	9
VITRO MOLECULAR LABORATORIES	1		8	89%	9
NATURE COAST REGIONAL MEDICAL CENTER			9	100%	9
MIAMI BEACH MEDICAL GROUP LLC			9	100%	9

COVID-19: testing by laboratory

Data through Feb 15, 2021 verified as of Feb 16, 2021 at 09:25 AM

Data in this report are provisional and subject to change.

The numbers in the table below represent the number of Florida and non-Florida residents for whom test results were received by the Department of Health. A person can be tested by more than one laboratory and can have both positive and negative results. **Therefore, the sum of the numbers in each column will be larger than the total number of people tested.**

Reporting lab	Inconclusive	Negative	Positive	Percent positive	Total
FAMILY PRACTICE OF DAVIE INC			9	100%	9
MIDMICHIGAN MEDICAL CENTER			9	100%	9
GRAND VILLA OF DEL RAY WEST		8	1	11%	9
LOREY ALF		9			9
MOBILE RESPONSE DIAGNOSTICS LLC		8	1	11%	9
RICHMOND UNIVERSITY MEDICAL CENTER		7	2	22%	9
GCPM MANUAL MICROBIOLOGY		1	8	89%	9
FLORIDA MEDICAL CL ODOM TPA		4	5	56%	9
OUR HOME AT BEACON HILL			9	100%	9
COLLIER HMA PHYSICIAN MANAGEMENT, LLC		1	8	89%	9
CLEVELAND TENNESSEE HOSPITAL COMPANY		8	1	11%	9
HEALTH MED HOME CARE, LLC		9			9
MAGNOLIA MANOR			9	100%	9
PINELLAS PARK FIRE DEPARTMENT		8			8
ST CLOUD PHYSICIAN MANAGMENT LLC		7	1	13%	8
DEPARTMENT OF HEALTH- CITRUS COUNTY		1	7	88%	8
ORMOND BEACH CENTRA CARE			8	100%	8
UNIVERSITY OF MIAMI MILLER SCHOOL			8	100%	8
DORAL URGENT CARE			8	100%	8
PASSPORT HEALTH OF TAMPA BAY		8			8
BAPTIST PEDIATRICS		6	2	25%	8
Sunset Lake Health and Rehabilitation Center		8			8
INSPIRED LIVING AT PALM BAY		7	1	13%	8
FAST PACE MEDICAL CLINIC PLLC		6	2	25%	8
NITIN BAWA PROFESSIONAL ASSOCIATES			8	100%	8
PALM BEACH CDH - DELRAY BEACH			8	100%	8
FAMILY MEDICINE OF WESTON LLC			8	100%	8
FAMILY HEALTH CENTER AT PORT ST JOHN		4	4	50%	8
INTERNAL MEDICINE AND AESTHETICS OF NAPLES LLC		8			8
DOH-TAMPA BRANCH LABORATORY (MLK BLVD)		4	4	50%	8
OPTUM SILVER LAKES			8	100%	8
ST CHARLES HOSPITAL LABORATORY		8			8
HARBORCHASE OF DR PHILLIPS		7	1	13%	8
VETERANS AFFAIRS MEDICAL CENTER - OUTPATIENT			8	100%	8
WESTPAC LABS INC	1		7	88%	8
METHODIST HOSPITAL			8	100%	8
MADISON COUNTY HEALTH DEPARTMENT		5	3	38%	8
ST VINCENT'S ST CLAIR		5	3	38%	8
DR PHILLIPS MEDICAL WELLNESS CENTER		8			8
NASCAR EVENT MANAGEMENT, LLC		8			8
AFC URGENT CARE - CEDAR GROVE		8			8
WHITE SANDS OUTPATIENT SERVICES (WSOP SERVICES LLC)		8			8
MEDEXPRESS URGENT CARE - WASHINGTON		6	2	25%	8
DOCTOR'S IN-HOUSE LAB/COMMUNITY HEALTH CENTERS OF PINELLAS - CLEARWATE			8	100%	8
WELLIGENT		1	7	88%	8
MIAMI BEACH MEDICAL GROUP			8	100%	8

COVID-19: testing by laboratory

Data through Feb 15, 2021 verified as of Feb 16, 2021 at 09:25 AM

Data in this report are provisional and subject to change.

The numbers in the table below represent the number of Florida and non-Florida residents for whom test results were received by the Department of Health. A person can be tested by more than one laboratory and can have both positive and negative results. **Therefore, the sum of the numbers in each column will be larger than the total number of people tested.**

Reporting lab	Inconclusive	Negative	Positive	Percent positive	Total
ORLANDO HEALTH PHYSICIAN ASSOCIATES		4	4	50%	8
KEY TRAINING CENTER			8	100%	8
PALM BEACH COUNTY HEALTH DEPARTMENT LABORATORY			8	100%	8
SYLVESTER AT PLANTATION LABORATORY		7	1	13%	8
ROBERT WOOD JOHNSON HOSPITAL		7	1	13%	8
CITY OF CLEARWATER EMPLOYEE HEALTH CENTER		1	7	88%	8
CONSULATE HEALTH CARE		7	1	13%	8
FHCP-ORANGE CITY			8	100%	8
REMISE OCCUPATIONAL HEALTH SOLUTIONS INC			8	100%	8
KIMBERLY J HENDERSON MD PC		7	1	13%	8
GENEUS DIAGNOSTICS			8	100%	8
ENCOMPASS HOME HEALTH OF THE SOUTHEAST LLC		8			8
FLORIDA HEART AND VASCULAR MULTISPECIALTY GROUP		8			8
MINUTECLINIC, LLC, MINUTECLINIC #7637		6	2	25%	8
HEALTHMARK REGIONAL HOSPITAL LAB		4	4	50%	8
MEDEXPRESS ELKINS		8			8
LAB UNKNOW		6	2	25%	8
MONTEFIORE NYACK HOSPITAL AFFILIATED LABORATORY		8			8
Nashville Central Laboratory		8			8
CIGNA ONSITE HEALTH LLC		2	6	75%	8
HEALTHPARK MEDICAL CTR NURSING SVC		8			8
EXECUTIVE MEDICAL SERVICES		8			8
BENSONHURST URGENT CARE		8			8
INTERNAL MEDICINE ASSOCIATES OF JACKSON HOSPITAL			8	100%	8
MONTEFIORE MEDICAL CENTER LABORATORIES - NORTH		8			8
MEDEXPRESS URGENT CARE - BEECH GROVE		7	1	13%	8
JX REF LAB			8	100%	8
LAKE CO SCHOOLS EMPLOYEE HEALTH & WELLNESS CENTER	1	6	1	13%	8
MC DIAGNOSTIC OF CONNECTICUT, PC # 257		7	1	13%	8
NEW HAMPSHIRE DEPARTMENT OF HEALTH AND HUMAN SERVICES		3	5	63%	8
MEDEXPRESS URGENT CARE, BUTLER		5	3	38%	8
LAKE CONWAY URGENT CARE LLC		2	6	75%	8
ALLEGRO - TAMPA	1	4	3	38%	8
MINUTE CLINIC		1	7	88%	8
GULF COAST MEDICAL GROUP		2	6	75%	8
THOMAS JEFFERSON UNIVERSITY HOSPITAL		4	4	50%	8
FLORIDA HOSPITAL PHYSICIAN GROUP		3	5	63%	8
ALLINA HEALTH - ABBOTT NORTHWESTERN HOSPITAL		5	3	38%	8
MEDEXPRESS URGENT CARE - SWANSEA, N ILLINOIS ST		7	1	13%	8
MAGNOLIA PEDIATRICS GROUP LLC			8	100%	8
ST. JOSEPH HOSPITAL AND HEALTH CARE INC.			8	100%	8
BARTON PARKER OD PC		8			8
X-GENE MOLECULAR LABS		1	7	88%	8
PHASE2 LABS	2	4	2	25%	8
ORLANDO ORTHOPAEDIC OUTPATIENT SURGERY CENTER		5	3	38%	8
CARENOW URGENT CARE-GREEN HILLS		8			8

COVID-19: testing by laboratory

Data through Feb 15, 2021 verified as of Feb 16, 2021 at 09:25 AM

Data in this report are provisional and subject to change.

The numbers in the table below represent the number of Florida and non-Florida residents for whom test results were received by the Department of Health. A person can be tested by more than one laboratory and can have both positive and negative results. **Therefore, the sum of the numbers in each column will be larger than the total number of people tested.**

Reporting lab	Inconclusive	Negative	Positive	Percent positive	Total
MINUTECLINIC DIAGNOSTIC OF TN PC #5671		5	3	38%	8
ST JOSEPH WOMENS HOSPITAL			8	100%	8
BLOOMING GARDENS OF CARE INC		8			8
WALK-IN MEDICAL CARE			8	100%	8
CIAN DIAGNOSTICS			8	100%	8
MINUTECLINIC, LLC, #4160		5	3	38%	8
ADVANCED RESEARCH FOR HEALTH IMPROVEMENT		6	2	25%	8
FRUITVILLE URGENT CARE			8	100%	8
HOLY NAME MEDICAL CENTER	1	6	1	13%	8
PENSACOLA CLUSTER			8	100%	8
MINUTE CLINIC DIAGNOSTIC OF SC, LLC #42		7	1	13%	8
ALACHUA COUNTY HEALTH DEPARTMENT		1	7	88%	8
VITAS HEALTHCARE CORPORATION OF FL			8	100%	8
THE WOLFF CENTER FOR CHILD & ADOLESCENT HEALTH			8	100%	8
SURGOINSVILLE PHARMACY		8			8
JACKSON CLINIC PA,THE		4	4	50%	8
BEAUMONT EMERGENCY CENTER			8	100%	8
MID-HUDSON VALLEY DIVISION OF WESTCHESTER MEDICAL		8			8
West Gate Village, LLC		8			8
MINUTECLINIC INCORPORATE, LLC		6	2	25%	8
COLLIER BLVD HMA PHYSICIAN MANAGEMENT,, LLC			8	100%	8
GRAND VILLA OF ORMOND BEACH		6	2	25%	8
ARCHBOLD MEMORIAL HOSPITAL/LAB		3	5	63%	8
CVS NY4098030POCT NEW YORK		8			8
MINUTECLINIC DIAGNOSTIC OF TN PC #386		7	1	13%	8
JOHNS HOPKINS MEDICAL LABORATORIES		1	7	88%	8
GENE STREET LABORATORIES, LLC		6	2	25%	8
URGENT TEAM MANAGEMENT OF TENNESSEE		7	1	13%	8
SOMA MEDICAL CENTER, PA #4 FLORIDA MANGO			8	100%	8
PUTNAM FAMILY CARE INC		3	5	63%	8
BAPTIST OUTPATIENT			8	100%	8
RIVERVIEW REGIONAL MEDICAL CENTER		6	2	25%	8
MINUTECLINIC DIAGNOSTIC OF NEW JERSEY, LLC # 7069		8			8
FLORIDA CLINICAL LAB		1	7	88%	8
URGENT MEDICAL CENTER INC		2	6	75%	8
THE MARY IMOGENE BASSETT HOSPITAL		8			8
DAVID LAWRENCE CENTER INC		7	1	13%	8
HUNTINGTON VILLAGE URGENT CARE		8			8
DOH JACKSONVILLE CENTRAL LABORATORY		3	5	63%	8
LIFE CARE CITRUS COUNTY			8	100%	8
ATLANTIC CONSOLIDATED LABORATORY		8			8
MINUTECLINIC, LLC, DBA MINUTECLINIC #6106		6	2	25%	8
PUTNAM COUNTY EMERGENCY RESCUE SERVICE		5	3	38%	8
MEDICANA NURSING AND REHAB CENTER			8	100%	8
IU HEALTH PATHOLOGY		1	7	88%	8
LANE PEDIATRICS PA			8	100%	8

COVID-19: testing by laboratory

Data through Feb 15, 2021 verified as of Feb 16, 2021 at 09:25 AM

Data in this report are provisional and subject to change.

The numbers in the table below represent the number of Florida and non-Florida residents for whom test results were received by the Department of Health. A person can be tested by more than one laboratory and can have both positive and negative results. **Therefore, the sum of the numbers in each column will be larger than the total number of people tested.**

Reporting lab	Inconclusive	Negative	Positive	Percent positive	Total
GOLISANO CHILDREN'S HOSPITAL OF SOUTHWEST FLORIDA		6	2	25%	8
WATERFORD AT CREEKSIDE, THE			8	100%	8
FLORIDA HOSPITAL WINTER PARK		7	1	13%	8
CVS NC2357POCT HUNTERSVILLE		7	1	13%	8
MEDEXPRESS URGENT CARE-LATROBE		8			8
FOUNTAINVIEW BY FIVE STAR QUALITY CARE		7	1	13%	8
DOCTOR'S IN HOUSE LAB			8	100%	8
NORTHSIDE HOSPITAL		2	6	75%	8
VIGILINT HEALTHCARE		5	3	38%	8
SEA LEVEL LABS			8	100%	8
SUPERIOR RESIDENCES AT CALA HILLS		7			7
RICH STREET GROUP HOME			7	100%	7
ST VINCENT'S CHILTON		5	2	29%	7
ORLANDO FAMILY PHYSICIANS			7	100%	7
LEPE'S HOUSE			7	100%	7
ARTHREX MEDICAL CENTER EAST		4	3	43%	7
LEMOYNE COLLEGE WELLNESS CENTER FOR		7			7
FLORIDA HOSPITAL APOPKA		6	1	14%	7
BAYCARE MEDICAL GROUP		1	6	86%	7
TRUE HEALTH		5	2	29%	7
SOUTH FLORIDA ENT ASSOCIATES, INC			7	100%	7
WYOMING COUNTY COMMUNITY HOSPITAL LABORATORY		7			7
MEDEXPRESS URGENT CARE, JOHNSTOWN		6	1	14%	7
MEDEXPRESS URGENT CARE - MAPLE DRIVE		7			7
MINUTECLINIC DIAGNOSTIC OF NORTH CAROLINA, PC		6	1	14%	7
DIAGNOSTIC CLINIC		6	1	14%	7
MEDEXPRESS URGENT CARE - FAYETTEVILLE		5	2	29%	7
PRIME MEDICAL CARE, LLC		7			7
PEDIATRICS URGENT CARE, LLC			7	100%	7
CVS CA9165POCT SAN DIEGO		7			7
UHEALTH UNIVERSITY OF MIAMI			7	100%	7
ENCOMPASS HEALTH REHABILITATION OF SEA PINES		7			7
CARENOW URGENT CARE-MADISON		7			7
LYNMOORE,THE		7			7
FLORIDA CENTER FOR DERMATOLOGY LABORATORY			7	100%	7
NOVANT HEALTH INPATIENT CARE		2	5	71%	7
MINUTECLINIC DIAGNOSTIC OF OKLAHOMA		5	2	29%	7
LAWTON CHILES HEALTH CENTER		1	6	86%	7
ADVENT HEALTH APOPKA		3	4	57%	7
VERMONT DEPARTMENT OF HEALTH		1	6	86%	7
LEE COMMUNITY HEALTHCARE - LEHIGH		7			7
PENN MEDICINE PRINCETON MEDICAL CENTER		6	1	14%	7
VICTORIAN MANOR		2	5	71%	7
JOHNS HOPKINS ALL CHILDRENS			7	100%	7
MINUTE CLINIC LLC #5706		6	1	14%	7
SOUTH COM HEALTH CLINIC, DEPT. OF THE ARMY		7			7

COVID-19: testing by laboratory

Data through Feb 15, 2021 verified as of Feb 16, 2021 at 09:25 AM

Data in this report are provisional and subject to change.

The numbers in the table below represent the number of Florida and non-Florida residents for whom test results were received by the Department of Health. A person can be tested by more than one laboratory and can have both positive and negative results. **Therefore, the sum of the numbers in each column will be larger than the total number of people tested.**

Reporting lab	Inconclusive	Negative	Positive	Percent positive	Total
CLEARWATER PEDIATRIC CARE		1	6	86%	7
SEBRING PEDIATRICS LLC			7	100%	7
CARESOUTH HHA HOLDINGS OF TALLAHASSEE LLC		7			7
CORAL LANDING ASSISTED LIVING		5	2	29%	7
BROOKDALE LAKE ORIENTA			7	100%	7
PBC FOUND CARE INC			7	100%	7
PANCARE HEALTH - HOSFORD SCHOOL			7	100%	7
BLOOMINGDALE PEDIATRIC ASSOCIATES PA			7	100%	7
BERRYHILL MANOR		7			7
BOCA BIOLISTICS LLC			7	100%	7
TRUE HEALTH DIAGNOSTICS		1	6	86%	7
Thermopolis Rehabilitation Wellness		7			7
MINUTECLINIC DIAGNOSTIC OF TN PC #6363		7			7
CVS MINUTE CLINIC DIAGNOSTIC OF VIRGINIA		7			7
LEE COUNTY HEALTH DEPARTMENT		4	3	43%	7
CARE ATC - CITY OF BOYNTON BEACH		2	5	71%	7
FHMG_FM AND IM AVALON PARK		2	5	71%	7
OCALA FAMILY MEDICAL CENTER		7			7
DYNAMIC HEALTH CENTERS INC		3	4	57%	7
MINUTE CLINIC DIAGNOSTIC OF SOUTH CAROLINA		6	1	14%	7
FHPG_EXP CARE W HILLSBOROUGH			7	100%	7
MEDEXPRESS URGENT CARE - HOT SPRINGS		7			7
PALM POINT BEHAVIORAL HEALTH		7			7
EL PARAISO HOME INC		7			7
VAIL VALLEY MEDICAL CENTER			7	100%	7
MINUTECLINIC DIAGNOSTIC OF TN PC #242		5	2	29%	7
GRAND VILLA OF LARGO		5	2	29%	7
PASSPORT HEALTH			7	100%	7
ECLRS		2	5	71%	7
NORTHDALE REHABILITATION CENTER			7	100%	7
CVS PHARMACY #8800		5	2	29%	7
WILDLIGHT LAB			7	100%	7
CARENOW URGENT CARE-SOUTHLAKE			7	100%	7
MIAMI COMPREHENSIVE MEDICINE GROUP PA		4	3	43%	7
FLORIDA HOSPITAL KISSIMMEE		4	3	43%	7
AVON PARK PEDIATRICS			7	100%	7
ORLANDO MEDICAL CENTER PL			7	100%	7
IRL MARKET LAB			7	100%	7
MC DIAGNOSTIC OF CONNECTICUT, PC #1966		7			7
ORLANDO FAMILY MEDICAL INC		7			7
LONGWOOD PEDIATRICS LLC			7	100%	7
HEARTLAND PEDIATRICS OF LAKE PLACID			7	100%	7
MEDICAL PAVILION CLINIC			7	100%	7
FLORIDA SCHOOL FOR THE DEAF AND THE BLIND			7	100%	7
SOUTHEASTERN PEDIATRIC ASSOCIATES			7	100%	7
MEDEXPRESS URGENT CARE-DUBOIS		7			7

COVID-19: testing by laboratory

Data through Feb 15, 2021 verified as of Feb 16, 2021 at 09:25 AM

Data in this report are provisional and subject to change.

The numbers in the table below represent the number of Florida and non-Florida residents for whom test results were received by the Department of Health. A person can be tested by more than one laboratory and can have both positive and negative results. **Therefore, the sum of the numbers in each column will be larger than the total number of people tested.**

Reporting lab	Inconclusive	Negative	Positive	Percent positive	Total
HNL LAB MEDICINE		5	2	29%	7
GENTRY PARK ORLANDO ASSISTED LIVING		6	1	14%	7
MINUTECLINIC DIAGNOSTIC OF ILLINOIS LL		7			7
DOTHAN PEDIATRIC CLINIC			7	100%	7
KANSAS DEPARTMENT OF HEALTH		2	5	71%	7
DALLAS COUNTY HEALTH AND HUMAN SERVICES			7	100%	7
KEYSTONE PLACE AT NAPLES PRESERVE		4	3	43%	7
KENDALL REGIONAL MEDICAL CNTR			7	100%	7
FLORIDA DIGESTIVE AND LIVER SPECIALIST		7			7
CARENOW URGENT CARE-DONELSON		5	2	29%	7
SONORA QUEST LABORATORIES			7	100%	7
EMBRY-RIDDLE AERONAUTICAL UNIVERSITY HEALTH			7	100%	7
BRADENTON PHYSICIANS MEDICAL CENTER			7	100%	7
LIZS ADULT CARE		7			7
ELLIS HOSPITAL LABORATORY		6	1	14%	7
OPTUM PRIMARY CARE - FOUNTAIN OAKS		3	4	57%	7
SOMA MEDICAL CENTER MD PA #7 PEDIATRICS			7	100%	7
HOLY GARDEN ALF, INC.		7			7
MINUTECLINIC DIAGNOSTIC OF RHODE ISLAND		5	2	29%	7
UNIVERSITY OF WASHINGTON MEDICAL CENTER			7	100%	7
RIVER OAKS TREATMENT CENTER			7	100%	7
NORTH FLORIDA MEDICAL CENTERS INC		1	6	86%	7
NEMOURS CHILDREN'S HOSPITAL			7	100%	7
MANATEE PEDIATRICS			7	100%	7
OKLAHOMA STATE DEPARTMENT OF HEALTH-PUBLIC HEALTH LABORATORY			7	100%	7
UNIVERSITY OF ILLINOIS VETERINARY DIAG		7			7
Ocoee Health Care Center		7			7
CVA MINUTE CLINIC DIAGNOSTIC OF VIRGINIA, LLC		7			7
JUPITER ISLAND PUBLIC SAFETY		5	2	29%	7
COMMUNITY MEDICAL AND DENTAL CARE INC		7			7
SCHOOL OF PHARMACY AND PHARMACEUTICAL		7			7
UF HEALTH			7	100%	7
PENINSULA CARE AND REHABILITATION CENTER			7	100%	7
BROWNE MEDICAL		5	2	29%	7
MEDLABS DIAGNOSTICS		7			7
ST. CLOUD PHARMACY AND WELLNESS CENTER		3	4	57%	7
DOCTOR'S IN-HOUSE LAB/COMMUNITY HEALTH CENTERS OF PINELLAS -PINELLAS P			7	100%	7
Florida Clinical Laboratory		1	6	86%	7
MINUTE-CLINIC DIAGNOSTIC OF VIRGINIA		6	1	14%	7
ABBAY MANOR RETIREMENT RESIDENCE INC		7			7
GRACE WELLNESS CENTER LLC		6	1	14%	7
QUE		4	3	43%	7
CVS MINUTE CLINIC DIAGNOSTIC OF TEXAS,LLC		5	2	29%	7
MERCY HEALTH-MUSKEGON		6	1	14%	7
ATMORE NURSING CENTER		6	1	14%	7
Parkside Villa		7			7

COVID-19: testing by laboratory

Data through Feb 15, 2021 verified as of Feb 16, 2021 at 09:25 AM

Data in this report are provisional and subject to change.

The numbers in the table below represent the number of Florida and non-Florida residents for whom test results were received by the Department of Health. A person can be tested by more than one laboratory and can have both positive and negative results. **Therefore, the sum of the numbers in each column will be larger than the total number of people tested.**

Reporting lab	Inconclusive	Negative	Positive	Percent positive	Total
DOCTORS CLINICAL LABORATORY, INC		5	2	29%	7
OSWEGO HOSPITAL LABORATORY		6	1	14%	7
ILLINOIS DEPARTMENT OF PUBLIC HEALTH			7	100%	7
NEW YORK PRESBYTERIAN - LOWER MANHATTAN		7			7
BELLE GLADES HEALTH CLINIC			7	100%	7
TANVIR H SHAGAR NP		7			7
HEALTH CARE LABORATORY SERVICES		1	6	86%	7
FLORIDA CANCER SPECIALISTS & RESEARCH INSTITUTE		6	1	14%	7
NORTHERN DUTCHESS HOSPITAL LABORATORY		5	2	29%	7
PEDIATRICS OF CENTRAL FLORIDA		5	2	29%	7
MINUTECLINIC #2860		4	2	33%	6
LISTENING DOCTOR PLLC, THE		1	5	83%	6
COLUMBIA MEMORIAL HOSPITAL		6			6
MINUTECLINIC DIAGNOSTIC OF NEW JERSEY,		5	1	17%	6
MIAMI RESCUE MISSION CLINIC INC			6	100%	6
NEMOURS CHILDREN'S URGENT			6	100%	6
AMERICAN EAGLE LEESBURG AL LLC DBA VISTA LAKE			6	100%	6
CVS PA6902POCT BRYN MAWR		4	2	33%	6
XPRESS URGENT CARE LLC		6			6
THE VILLAGES REGIONAL HOSPITAL FREESTANDING		3	3	50%	6
MEDEXPRESS URGENT CARE - MT LEBANON		4	2	33%	6
MARSHALL MEDICAL CENTER SOUTH LAB		5	1	17%	6
TAMIAMI LAB MILLENIUM			6	100%	6
PARTNERS PHARMACY OF FLORIDA LLC		6			6
ACCENTCARE		6			6
YAZJI PEDIATRIC CARE LLC DBA TUKA PEDIATRICS			6	100%	6
AMERICAN HEALTH ASSOC. LABORATORY SOUTH		4	2	33%	6
MINUTE-CLINIC DIAGNOSTIC OF VIRGINIA, LLC #2003		5	1	17%	6
CITIZENS BAPTIST MEDICAL CENTERS LAB		5	1	17%	6
Avalon Healthcare and Rehabilitation Center			6	100%	6
CAREWELL 301 - WARWICK			6	100%	6
MINUTE CLINIC INCORPORATE		6			6
OAK HARBOR ASSISTED LIVING FACILITY		4	2	33%	6
WATAUGA MEDICAL CENTER		4	2	33%	6
FAMILY MEDICINE MEDICAL DRIVE		6			6
VIBRANT AMERICA		4	2	33%	6
PRESBYTERIAN HOME		6			6
BETHESDA COMMUNITY HEALTH CENTER			6	100%	6
PLEASANTVILLE OF SEBASTIAN LLC			6	100%	6
LIFELINK TISSUE BANK D/B/A LIFELINK TISSUE BANK		6			6
CVS NC5591POCT STATESVILLE		5	1	17%	6
MEDEXPRESS URGENT CARE-PITTSFIELD		6			6
ANYLABTEST NOW			6	100%	6
MINUTECLINIC DIAGNOSTIC OF GEORGIA, LL		5	1	17%	6
MINUTE CLINIC LLC #2775		6			6
SUFFRIDGE DRIVE GROUP HOME		6			6

COVID-19: testing by laboratory

Data through Feb 15, 2021 verified as of Feb 16, 2021 at 09:25 AM

Data in this report are provisional and subject to change.

The numbers in the table below represent the number of Florida and non-Florida residents for whom test results were received by the Department of Health. A person can be tested by more than one laboratory and can have both positive and negative results. **Therefore, the sum of the numbers in each column will be larger than the total number of people tested.**

Reporting lab	Inconclusive	Negative	Positive	Percent positive	Total
GENETIC TECHNOLOGICAL INNOVATIONS			6	100%	6
CVS MINUTE CLINIC DIAGNOSTIC OF TN #6044		6			6
FAMILY CARE MEDICAL CENTER			6	100%	6
NORTHEAST ALABAMA REGIONAL MEDICAL CENTER		3	3	50%	6
NORTH FLORIDA PEDIATRICS JASPER			6	100%	6
EDWARD S BENNETT MD PLLC		6			6
CURATIVE		1	5	83%	6
MEDICAL CENTER AT OCEAN REEF		1	5	83%	6
JERSEY SHORE MEDICAL CENTER		6			6
PALM HARBOR DERMATOLOGY		4	2	33%	6
MEDEXPRESS URGENT CARE - STAUNTON		2	4	67%	6
MINUTECLINIC DIAGNOSTICS OF IND, LLC		6			6
URGENT TEAM - HUNTSVILLE		5	1	17%	6
MINUTE CLINIC DIAGNOSTIC OF TEXAS, LLC		6			6
SOMA MEDICAL CENTER PA #4			6	100%	6
MEDEXPRESS URGENT CARE - IRVING		6			6
PACIFICA SUNRISE			6	100%	6
MINUTECLINIC, LLC #1586		4	2	33%	6
MEDEXPRESS URGENT CARE - BATTLE CREEK		4	2	33%	6
INTEGRATED FAMILY MEDICAL CENTER			6	100%	6
JOHN T MATHER MEMORIAL HOSPITAL LABORATORY		5	1	17%	6
VITAS HEALTH INC			6	100%	6
DOTHAN WEST FAMILY MEDICINE		4	2	33%	6
INTERNAL MEDICINE LIPID AND WELLNESS PRACTICE			6	100%	6
MEDEXPRESS URGENT CARE - MIDLOTHIAN		6			6
LUMADOC HEALTH		4	2	33%	6
FLORIDA PREMIER MEDICAL CARE PA			6	100%	6
MIAMI BEACH COMMUNITY HEALTH CENTER INC			6	100%	6
SV DIAGNOSTIC LAB			6	100%	6
CAPE CORAL URGENT CARE		3	3	50%	6
WIREGRASS MEDICAL CENTER			6	100%	6
FRESENIUS KIDNEY CARE DUNEDIN			6	100%	6
QUICK CARE MED WALK IN AND URGENT CARE			6	100%	6
PUBLIC HEALTH LAB		6			6
ST VINCENTS AMBULATORY CARE INC DBA		3	3	50%	6
GLEN FALLS HOSPITAL DEPARTMENT OF PATHOLOGY		6			6
CDRX INFUSION			6	100%	6
MEDEXPRESS URGENT CARE - RICHMOND, NINE MILE RD		5	1	17%	6
BAYSHORE POINTE NURSING AND REHAB CENTER			6	100%	6
SOUTH FLORIDA BAPTIST HOSPITAL			6	100%	6
UNILAB OF DADE INC			6	100%	6
MEDEXPRESS URGENT CARE - CULPEPER		6			6
MINUTECLINIC DIAGNOSTIC OF VIRGINIA		6			6
ENTRUST IMMEDIATE CARE			6	100%	6
ST LUKES ROOSEVELT LABORATORY		6			6
MC DIAGNOSTIC OF CONNECTICUT , PC # 3		4	2	33%	6

COVID-19: testing by laboratory

Data through Feb 15, 2021 verified as of Feb 16, 2021 at 09:25 AM

Data in this report are provisional and subject to change.

The numbers in the table below represent the number of Florida and non-Florida residents for whom test results were received by the Department of Health. A person can be tested by more than one laboratory and can have both positive and negative results. **Therefore, the sum of the numbers in each column will be larger than the total number of people tested.**

Reporting lab	Inconclusive	Negative	Positive	Percent positive	Total
CVS MINUTE CLINIC DIAGNOSTIC PA #3060		5	1	17%	6
CITYMD		1	5	83%	6
THE WINDSOR OF OCALA		2	4	67%	6
DELIVER MY MEDS CORP		6			6
TEXAS MEDCLINIC			6	100%	6
HUNTERS CREEK PEDIATRICS		6			6
MINUTECLINIC MINUTECLINIC #8505		4	2	33%	6
GRACE REHABILITATION CENTER OF VERO BEACH		4	2	33%	6
RAYMOND BASRI MD		6			6
EXPRESS CARE OF TAMPA BAY LLC		2	4	67%	6
DEPARTMENT OF HEALTH AND HUMAN SERVICES STATE OF NEW HAMPSHIRE			6	100%	6
SIMEDHEALTH LLC		2	4	67%	6
LAKEVIEW TERRACE HOME HEALTH SERVICES LLC			6	100%	6
TAMPA URGENT CARE			6	100%	6
THE PALMS REHABILITATION AND HEALTHCARE CENTER		5	1	17%	6
AVANTE AT ORMOND BEACH INC			6	100%	6
NYU WINTHROP HOSPITAL PATHOLOGY		6			6
MINUTECLINIC DIAGNOSTIC OF SC, LLC #2		5	1	17%	6
CAMELLIA AT DEERWOOD		2	4	67%	6
UT MEMPHIS UNIVERSITY HEALTH SERVICES			6	100%	6
CVS MINUTE CLINIC DIAGNOSTIC OF NEW JERSEY		6			6
PR HEALTH		1	5	83%	6
CRESTWOOD MEDICAL CENTER		4	2	33%	6
MINUTECLINIC LLC (1435)		6			6
Baptist Village Retirement Communities		6			6
CAPITAL HEALTH PLAN LABORATORIES			6	100%	6
HOLLY HILL HOME INFUSION SERVICE		5	1	17%	6
CVS NC4165POCT BREVARD		4	2	33%	6
CONCENTRA			6	100%	6
BROOKDALE CLERMONT			6	100%	6
BAYCARE ALLIANT HOSPITAL			6	100%	6
SAINT PETER'S UNIVERSITY HOSPITAL		6			6
Northwell Lab		2	4	67%	6
TIMBER CREEK PEDIATRICS		6			6
STPET		4	2	33%	6
DOCTORS EXPRESS OF ST PETERSBURG			6	100%	6
ATLANTIC COMMUNITY HIGH SCHOOL		5	1	17%	6
MINUTE CLINIC DIAGNOSTIC OF PENNSYLVANIA		6			6
PANCARE HEALTH - KATE SMITH ELEMENTARY		1	5	83%	6
BROWARD TRANSITIONAL CENTER			6	100%	6
CURATIVE CARE CENTER INC		1	5	83%	6
Contrastate Medical Center		5	1	17%	6
DR. PHILLIPS MEDICAL WELLNESS CENTER		3	3	50%	6
MINUTECLINIC, LLC #244		5	1	17%	6
FAMILY TREE PRIMARY CARE		5	1	17%	6
NIGHT LITE PEDIATRICS CENTER		1	5	83%	6

COVID-19: testing by laboratory

Data through Feb 15, 2021 verified as of Feb 16, 2021 at 09:25 AM

Data in this report are provisional and subject to change.

The numbers in the table below represent the number of Florida and non-Florida residents for whom test results were received by the Department of Health. A person can be tested by more than one laboratory and can have both positive and negative results. **Therefore, the sum of the numbers in each column will be larger than the total number of people tested.**

Reporting lab	Inconclusive	Negative	Positive	Percent positive	Total
MEDEXPRESS URGENT CARE - HUNTINGTON WE		6			6
CAPRONA GROUP HOME			6	100%	6
PENSACOLA PEDIATRICS MILTON			6	100%	6
MEDEXPRESS URGENT CARE - STATE COLLEGE		5	1	17%	6
CVS NATIONAL HARBOR MD2297714CV		6			6
CVS MINUTE CLINIC, LLC #22		5	1	17%	6
BETH ISRAEL DEACONESS MEDICAL CENTER			6	100%	6
Fouraker Hills Rehab and Nursing			6	100%	6
CAN COMMUNITY HEALTH, INC		6			6
CVS MINUTE CLINIC DIAGNOSTIC MED GRP OF SAN		4	2	33%	6
MINUTECLINIC DIAGNOSTIC OF NORTH CAROLINA PC #5341		4	2	33%	6
LOUISIANA DEPT OF HEALTH			6	100%	6
PROHEALTH MED		1	5	83%	6
CHILDREN'S HOSPITAL OF PHILADELPHIA		5	1	17%	6
AARK LABORATORY		6			6
ASCENSION ST VINCENT'S CLAY COUNTY			6	100%	6
ENIGMA DIAGNOSTIC, INC.			6	100%	6
BROWARD COUNTY HEALTH DEPT.			6	100%	6
UNILAB		2	4	67%	6
SANDGATE GARDENS REHAB & NURSING CENTER		3	3	50%	6
MERCY COLLEGE HEALTH OFFICE		6			6
ARLINGTON OF NAPLES		6			6
BOCA VIPEDIATRICS			6	100%	6
CVS TN5601POCT LENOIR CITY		6			6
PATHGROUP LABS, LLC		4	2	33%	6
MEDEXPRESS URGENT CARE-PETERS TWP		5	1	17%	6
FLORIDA MEDICAL SPECIALISTS		2	4	67%	6
MEDEXPRESS URGENT CARE - ELM GROVE		5	1	17%	6
PALMETTO HEALTH ALLIANCE		3	3	50%	6
MINUTECLINIC, LLC #05038		6			6
THE CLINIC PREMISE HEALTH			6	100%	6
MINUTE CLINIC LLC #4017		6			6
NORTHSIDE HOSPITAL ATLANTA		3	3	50%	6
FLORIDA WOMAN CARE LABORATORY			6	100%	6
SOUTHEASTERN DERMATOLOGY GROUP PA		5	1	17%	6
CITY OF CAPE CORAL		5	1	17%	6
FIRST COAST CARDIOVASCULAR INSTITUTE PA			6	100%	6
NORTH PINELLAS CHILDRENS MEDICAL CENTER INC			6	100%	6
MEDEXPRESS URGENT CARE - TARENTUM		5	1	17%	6
SUMTER COUNTY HEALTH DEPARTMENT		1	5	83%	6
ETHOS LABORATORIES		6			6
LONG ISLAND JEWISH FOREST HILLS HOSPITAL		6			6
CITY OF NAPLES FIRE RESCUE		5	1	17%	6
TERRACINA LLC		1	5	83%	6
URGENT TEAM - MUSCLE SHOALS		6			6
RIVER CITY PRIMARY AND URGENT CARE			6	100%	6

COVID-19: testing by laboratory

Data through Feb 15, 2021 verified as of Feb 16, 2021 at 09:25 AM

Data in this report are provisional and subject to change.

The numbers in the table below represent the number of Florida and non-Florida residents for whom test results were received by the Department of Health. A person can be tested by more than one laboratory and can have both positive and negative results. **Therefore, the sum of the numbers in each column will be larger than the total number of people tested.**

Reporting lab	Inconclusive	Negative	Positive	Percent positive	Total
WESTMINSTER SHORES			5	100%	5
MINUTECLINIC, LLC, DBA MINUTECLINIC #2		5			5
ALPHADERA LABS, LLC			5	100%	5
CVS HEALTH MINUTE CLINIC		1	4	80%	5
ELITE MD GROUP INC		1	4	80%	5
SOUTH FLORIDA FAMILY HEALTH & RESEARCH CTR			5	100%	5
MC DIAGNOSTIC OF CONNECTICUT, PC #1043		5			5
COMMONS AT ORLANDO LUTHERAN TOWERS SNF			5	100%	5
DEPARTMENT OF HEALTH AND HUMAN SERVICES LANSING			5	100%	5
MINUTECLINIC, LLC #03965		5			5
PALM GARDEN OF SUN CITY			5	100%	5
ST. LUCIE COUNTY HEALTH DEPARTMENT		4	1	20%	5
MIAMI CANCER INSTITUTE			5	100%	5
MINUTECLINIC MINUTECLINIC #4977		3	2	40%	5
BROWNE MEDICAL LLC		3	2	40%	5
CVS NV408817POCT LAS VEGAS		1	4	80%	5
MANATEE COUNTY JAIL		4	1	20%	5
NORTHPORT MEDICAL CENTER LAB		5			5
SIGNATURE URGENT CARE			5	100%	5
LABS PLUS LLC		5			5
AHF PUBLIC HEALTH LABORATORY			5	100%	5
AEL KNOXVILLE			5	100%	5
OCHSNER MEDICAL CENTER			5	100%	5
MEDEXPRESS URGENT CARE-MUNCIE		5			5
OPTUMCARE FLORIDA, LLC		3	2	40%	5
LEWIS COUNTY MANOR		5			5
RELIANT IMMUNE DIAGNOSTICS			5	100%	5
CVS NJ617POCT CEDAR GROVE		5			5
MINUTECLINIC DIAGNOSTIC OF TN PC #442		4	1	20%	5
HILLSBOROUGH COUNTY HEALTH DEPARTMENT			5	100%	5
Kennedy University Hospital		5			5
EGL GENETICS DIAGNOSTICS			5	100%	5
ST. PETERSBURG PEDIATRICS			5	100%	5
PATIENT FIRST - LEESBURG			5	100%	5
MEDEXPRESS URGENT CARE - WILLIAMSPORT		4	1	20%	5
EP LTC PHARMACY		4	1	20%	5
MINUTE CLINIC DIAGNOSTIC OF NORTH CAROLINA		5			5
CENTREX CLINICAL LABS INC		5			5
MCR HEALTH LAWTON CHILES ADMINISTRATION STE A		1	4	80%	5
UPMC HEALTH SYSTEM		4	1	20%	5
BEACH HOUSE		5			5
OCCMED SOLUTIONS		2	3	60%	5
MD NOW MEDICAL CENTER INC			5	100%	5
URGENT MED INC		3	2	40%	5
JUPITER ISLAND MEDICAL CLINIC INC		5			5
NOVANT HEALTH UVA		2	3	60%	5

COVID-19: testing by laboratory

Data through Feb 15, 2021 verified as of Feb 16, 2021 at 09:25 AM

Data in this report are provisional and subject to change.

The numbers in the table below represent the number of Florida and non-Florida residents for whom test results were received by the Department of Health. A person can be tested by more than one laboratory and can have both positive and negative results. **Therefore, the sum of the numbers in each column will be larger than the total number of people tested.**

Reporting lab	Inconclusive	Negative	Positive	Percent positive	Total
GRAND VILLA OF PALM COAST		5			5
VIERA PEDIATRICS		1	4	80%	5
MEDEXPRESS URGENT CARE - BLUEFIELD		4	1	20%	5
PREMIER FAMILY HEALTH PA			5	100%	5
MINUTECLINIC, LLC #7139		5			5
JOE DIMAGGIO CHILDREN'S HOSPITAL		1	4	80%	5
PEACHTREE IMMEDIATE CARE			5	100%	5
AMERICAN MEDICAL RESPONSE - DENVER		2	3	60%	5
PEDIATRICS OF CENTRAL FLORIDA - POINCIANA		3	2	40%	5
PM PEDIATRICS OF BAYSIDE PLLC		5			5
FLORIDA DEPARTMENT OF HEALTH IN SARASOTA COUNTY		5			5
GULF COAST PEDIATRICS OF SARASOTA PA		1	4	80%	5
RUSH UNIVERSITY MEDICAL CENTER LABORATORY			5	100%	5
WOODHULL MEDICAL AND MENTAL HEALTH CTR		5			5
CONCENTRA URGENT CARE		1	4	80%	5
NU WAVE MEDICAL CENTER			5	100%	5
FLAGLER HEALTH SERVICES INC			5	100%	5
MEDEXPRESS URGENT CARE - BECKLEY CROSS		4	1	20%	5
HELIX KH UC			5	100%	5
WILSON PEDIATRICS			5	100%	5
PUTNAM HOSPITAL CENTER LABORATORY		5			5
COVID RAPID LABS			5	100%	5
FLORIDA CLINICAL LABORATORY - BIOREFERENCE LABORATORIES		2	3	60%	5
MIAMI MEDICAL CONSULTANT PA			5	100%	5
INDIAN RIVER PRIMARY CARE PA		5			5
MAXCARE CLINIC			5	100%	5
CHAMPLAIN VALLEY PHYSICIANS HOSPITAL		3	2	40%	5
MINUTE CLINIC LLC #10203		5			5
INTERNAL MEDICINE & PRIMARY CARE ASSOCIATES, PLC			5	100%	5
BAPTIST HEALTH - TOWN CENTER			5	100%	5
OMNICARE PHARMACY OF TEXAS 1, LP DBA OMNICARE		5			5
UCF STUDENT HEALTH SERVICES LABORATORY		2	3	60%	5
BAYSHORE LABORATORY		4	1	20%	5
BROOKDALE NEW PORT RICHEY			5	100%	5
PHYSICIANS REGIONAL MEDICAL CTR - COLLIER BLVD			5	100%	5
ADVENTHEALTH CAR CENTER APOPKA			5	100%	5
SHEEPSHEAD BAY URGENT CARE		5			5
PM PEDIATRICS OF SELDEN		3	2	40%	5
MINUTECLINIC DIAGNOSTIC OF PENNSYLVANIA, LLD #1545		5			5
CLEVELAND CLINIC MARTIN HEALTH NURSING & RESTORATIVE		5			5
PIEDMONT HOSPITAL LAB			5	100%	5
REHABILITATION CENTER AT JUPITER GARDENS		5			5
MINUTECLINIC DIAGNOSTIC MED GRP OF CA		4	1	20%	5
PHYSICIANS IMMEDIATE CARE ELGIN			5	100%	5
Life Care Center of Estero			5	100%	5
PEDIATRIC URGENT HEALTH CARE			5	100%	5

COVID-19: testing by laboratory

Data through Feb 15, 2021 verified as of Feb 16, 2021 at 09:25 AM

Data in this report are provisional and subject to change.

The numbers in the table below represent the number of Florida and non-Florida residents for whom test results were received by the Department of Health. A person can be tested by more than one laboratory and can have both positive and negative results. **Therefore, the sum of the numbers in each column will be larger than the total number of people tested.**

Reporting lab	Inconclusive	Negative	Positive	Percent positive	Total
SUTTER TRACY COMMUNITY HOSPITAL			5	100%	5
DANIEL M LIBBY MD PLLC		5			5
MINUTECLINIC, LLC #03268		4	1	20%	5
UF HEALTH PATHOLOGY LABORATORIES			5	100%	5
CVS IN6654POCT INDIANAPOLIS		4	1	20%	5
BOROPARK URGENT CARE		4	1	20%	5
INNOVATIVE COVID-DIVERSEY			5	100%	5
Lake Mary Health and Rehabilitation Center		1	4	80%	5
UCARE			5	100%	5
CLAY PRIMARY & FAMILY CARE LLC			5	100%	5
KETTERING HEALTH			5	100%	5
CVS TX7827POCT ROUND ROCK		5			5
QUINTON MEMORIAL HEALTH CARE CENTER		5			5
PHYSICIANS URGENT CARE BERRY FARMS		4	1	20%	5
CVS NC6402POCT DAVIDSON		3	2	40%	5
COOPER HOSPITAL/UNIVERSITY MEDICAL		5			5
MAXHEALTH		4	1	20%	5
Army Residence Community		5			5
LPG PRIMARY CARE AT SURFSIDE		5			5
MINUTECLINIC DIAGNOSTIC OF ILLINOIS		4	1	20%	5
MEDEXPRESS URGENT CARE MURRYSVILLE		3	2	40%	5
MD NOW MEDICAL CENTER			5	100%	5
GOOD SAMARITAN MEDICAL CENTER			5	100%	5
MINUTECLINIC, LLC #1492		5			5
MEDEXPRESS URGENT CARE - CLARKSBURG		5			5
CVS MINUTE CLINIC DIAG OF IND LLC #5206		4	1	20%	5
DOCS URGENT CARE		1	4	80%	5
DISCOVERY VILLAGE AT STUART		2	3	60%	5
MINUTECLINIC DIAGNOSTIC OF TN PC #643		3	2	40%	5
ST JOHNS BIOMEDICAL LAB		5			5
PRECISION DIAGNOSTICS INC - NJ		5			5
APOLLO GARDENS RETIREMENT RESIDENCE CARE		5			5
MINUTE CLINIC DIAGNOSTIC OF TN PC #64		5			5
WE SCREEN LLC		5			5
MEDEXPRESS URGENT CARE-NESHANNOCK TWP		4	1	20%	5
DICKSON MEDICAL ASSOCIATES PC PATH LAB		4	1	20%	5
EAST BANK HOSPITAL - UNIVERSITY OF MINNESOTA MEDICAL CENTER			5	100%	5
DIXIE COUNTY EMERGENCY SERVICES			5	100%	5
ADVENTHEALTH MEDICAL GROUP PEDIATRIC & ADOLESCENT		4	1	20%	5
FLORIDA PRIMARY CARE AND SPORTS MEDICINE INC		2	3	60%	5
CARL R DARNALL ARMY MEDICAL CENTER			5	100%	5
NORTH DADE NURSING AND REHABILITATION CENTER			5	100%	5
HENDRY REGIONAL CONVENIENT CARE CENTER			5	100%	5
PINECREST PEDIATRICS GROUP LLC			5	100%	5
MEDEXPRESS - COLLINSVILLE BELT LINE		3	2	40%	5
WEST PACIFIC MEDICAL LABORATORY			5	100%	5

COVID-19: testing by laboratory

Data through Feb 15, 2021 verified as of Feb 16, 2021 at 09:25 AM

Data in this report are provisional and subject to change.

The numbers in the table below represent the number of Florida and non-Florida residents for whom test results were received by the Department of Health. A person can be tested by more than one laboratory and can have both positive and negative results. **Therefore, the sum of the numbers in each column will be larger than the total number of people tested.**

Reporting lab	Inconclusive	Negative	Positive	Percent positive	Total
EASTCHESTER PEDIATRIC MEDICAL GROUP		5			5
UNIVERSITY OF MIAMI / SCCC RESEARCH LABORATORY			5	100%	5
MINUTE CLINIC, LLC #1434		5			5
RIVERVIEW ALF OPERATOR LLC			5	100%	5
MINUTECLINIC DIAGNOSTIC OF NEVADA #87		3	2	40%	5
APEX HOME HEALTH CARE		4	1	20%	5
MOUNT SINAI BROOKLYN LABORATORY		4	1	20%	5
UNIVERSITY OF CHICAGO MEDICAL CENTER LAB			5	100%	5
SOUTHERN OCEAN MEDICAL CENTER		5			5
INFECTION CONTROL/ EMPHEALTH		3	2	40%	5
LAKE NONA PEDIATRICS IN ASSOCIATION WITH NEMOURS		5			5
NORTH SHORE HEMATOLOGY-ONCOLOGY ASSOCIATES, PC		5			5
NELSON BIOLOGICAL			5	100%	5
TANNER MEDICAL CENTER EAST AL		5			5
Walker BaptistMedCtr		4	1	20%	5
CYPRESS CREEK MEDICAL CENTER			5	100%	5
WHITE WILSON MEDICAL CENTER - FWB		1	4	80%	5
JACKSON SOUTH COMMUNITY HOSPITAL LAB			5	100%	5
LEE MEMORIAL HEALTH SYSTEM		2	3	60%	5
PRECISION LABS LLC		2	3	60%	5
LABCORP UNSPECIFIED		5			5
TULLAHOMA HMA, LLC		4	1	20%	5
HEALTH AND WELLNESS CENTER			5	100%	5
ALL CHILDREN'S HOSPITAL DEPT OF GENERAL PEDIATRICS			5	100%	5
COLUMBIA MEMORIAL HOSPITAL LABORATORY		5			5
GREENVILLE MEMORIAL HOSPITAL LAB			5	100%	5
MINUTE-CLINIC DIAGNOSTIC OF VIRGINIA, LLC #794		5			5
UT SOUTHWESTERN MEDICAL CENTER			5	100%	5
CAREHERE LCS- EUSTIS			5	100%	5
XRL SXF REF LAB		5			5
THE UNIVERSITY OF VERMONT MEDICAL CENTER		4	1	20%	5
MEDEXPRESS URGENT CARE PORT HURON		4	1	20%	5
DIAGNOSTECHS		4	1	20%	5
HAVEN HOSPICE IN CHIEFLAND			5	100%	5
PHYSICIANS FOR CHILDREN			5	100%	5
MEDEXPRESS URGENT CARE - GLENDALE		5			5
WAKEMED		1	4	80%	5
URGENT CARE OF LONGWOOD			5	100%	5
ADVANCED URGENT CARE OF MARATHON		1	4	80%	5
URGENT CARE OF ERWIN		5			5
TERENCE B MITCHELL MD, INC		1	4	80%	5
NOVADIX		2	3	60%	5
LPG PEDIATRICS AT CAPE CORAL		5			5
ORLANDO ORTHOPAEDIC CENTER		4	1	20%	5
PANCARE HEALTH - ALTHA PUBLIC			5	100%	5
CVS SC7556POCT WEST COLUMBIA		5			5

COVID-19: testing by laboratory

Data through Feb 15, 2021 verified as of Feb 16, 2021 at 09:25 AM

Data in this report are provisional and subject to change.

The numbers in the table below represent the number of Florida and non-Florida residents for whom test results were received by the Department of Health. A person can be tested by more than one laboratory and can have both positive and negative results. **Therefore, the sum of the numbers in each column will be larger than the total number of people tested.**

Reporting lab	Inconclusive	Negative	Positive	Percent positive	Total
MINUTECLINIC DIAG OF IND, LLC #2387		5			5
MINNESOTA DEPARTMENT OF HEALTH PUBLIC HEALTH LABORATORY DIVISION	1		4	80%	5
UNIVERSITY OF MIAMI MILLER SCHOOL OF MEDICINE			5	100%	5
JOHN T MACKAY MD			5	100%	5
FORSYTH HOUSE			5	100%	5
FINLAY		1	4	80%	5
UW MEDICINE VIROLOGY LAB			5	100%	5
WATERTOWN URGENT CARE PLLC		5			5
GULF COAST VETERANS HCS PANAMA CITY OPC		5			5
CVS OH2543POCT CANFIELD		4	1	20%	5
MINUTE CLINIC DIAGNOSTIC OF MICHIGAN PC		5			5
FHPG FAMILY MEDICAL CENTER OF TAMPA BAY		1	4	80%	5
MINUTECLINIC DIAGNOSTIC OF SC, LLC #7		3	2	40%	5
FLORIDA PRIMARY & SPECIALTY CARE		5			5
MEDEXPRESS URGENT CARE MORGANTOWN		5			5
URGENT TEAM - NASHVILLE		5			5
OHIO DEPARTMENT OF HEALTH			5	100%	5
MEASE CONTINUING CARE		3	2	40%	5
LAKE COUNTY DETENTION CENTER		3	2	40%	5
URGENT CARE COASTAL GA			5	100%	5
FLORIDA DEPARTMENT OF HEALTH - INVERNESS		3	2	40%	5
MINUTECLINIC DIAGNOSTIC OF OHIO #7790		3	2	40%	5
CAREATC INC BRANDON	1	4			5
ADVICE FOR OPTIMAL WELLNESS		2	3	60%	5
FLORIDA HOSPITAL LAKE MARY		5			5
AUGUSTA HEALTH			5	100%	5
Enterprise Health and Rehabilitation Center		5			5
KEYSTONE REHABILITATION AND HEALTH CENTER		1	4	80%	5
GUTHRIE MEDICAL GROUP LABORATORIES		5			5
COPELAND MEDICAL CLINIC		3	2	40%	5
ST CLOUD COMPOUNDING PHARMACY & WELLNESS CENTER		5			5
MEDICAL CENTER OF BLOUNTSTOWN			5	100%	5
MINUTECLINIC DIAG OF IND LLC #6998		4	1	20%	5
Rio Pinar Health Care			5	100%	5
STATCARE URGENT & WALK IN MEDICAL CARE		3	2	40%	5
EXPRESS TEST			5	100%	5
PEDIATRICS OF ALTAMONTE		5			5
FRANCES WARDE MEDICAL LABORATORY		2	3	60%	5
WHEELER LABORATORY		4	1	20%	5
LIVING WATERS MEDICAL CENTER			5	100%	5
ADVANCED PEDIATRICS OF BOCA LLC			4	100%	4
CLINICAL LABORATORIES OF THE BUFFALO		3	1	25%	4
COMPREHENSIVE CLINICAL RESEARCH, LLC			4	100%	4
MIAMI COMMUNITY HEALTH CENTER INC		1	3	75%	4
CELAL GUROL ERBAY, MD			4	100%	4
FLORIDA CANCER SPECIALISTS AND RESEARCH		2	2	50%	4

COVID-19: testing by laboratory

Data through Feb 15, 2021 verified as of Feb 16, 2021 at 09:25 AM

Data in this report are provisional and subject to change.

The numbers in the table below represent the number of Florida and non-Florida residents for whom test results were received by the Department of Health. A person can be tested by more than one laboratory and can have both positive and negative results. **Therefore, the sum of the numbers in each column will be larger than the total number of people tested.**

Reporting lab	Inconclusive	Negative	Positive	Percent positive	Total
JUPITER CLINIC			4	100%	4
FLORIDA HEART AND VASCULAR			4	100%	4
ManorCare Rehabilitation Center- Decatur		4			4
DEPARTMENT OF PATHOLOGY ROME MEMORIAL		3	1	25%	4
SunTerrace Health Care Center		3	1	25%	4
MASSASHUSETTS STATE LAB INSTITUTE		1	3	75%	4
MEDEXPRESS URGENT CARE, FAIRMONT		4			4
COVENIENT CARE MEDICAL CLINIC			4	100%	4
REHABILITATION CENTER OF WINTER PARK,THE			4	100%	4
FLORIDA HOSPITAL ALTAMONTE		2	2	50%	4
EPI			4	100%	4
WALGREENS #07034		4			4
YUSRA MEDICAL ASSOCIATES PA		2	2	50%	4
GASTROENTEROLOGY ASSOC OF PENSACOLA, PA		2	2	50%	4
KEY WEST URGENT CARE, INC		3	1	25%	4
NAVAL MEDICAL CENTER SAN DIEGO			4	100%	4
CVS NY491POCT JACKSON HEIGHTS		4			4
SYNEXUS CLINICAL RESEARCH US INC		2	2	50%	4
EXPRESS TESTING-ONE			4	100%	4
THE OASIS ALF		4			4
REELFOOT FAMILY WALK IN CLINIC		3	1	25%	4
MAINE DEPARTMENT OF HEALTH AND HUMAN SERVICES			4	100%	4
Heartland of Boynton Beach			4	100%	4
FRESENIUS KIDNEY CARE SOUTH ORLANDO			4	100%	4
LAFAYETTE NURSING AND REHAB			4	100%	4
Crowne Health Care of Montgomery		4			4
PRL NYC PANDEMIC RESPONSE LAB			4	100%	4
OVIEDO CHILDRENS HEALTH CENTER LLC		1	3	75%	4
THE DOCTORS CENTER HEALTHCARE-SOUTHSIDE		1	3	75%	4
MEMORIAL HEALTHCARE SYSTEM		1	3	75%	4
WINCHESTER MEDICAL CENTER			4	100%	4
BARTON MEMORIAL HOSPITAL		3	1	25%	4
BETHPAGE EXTENDED HOURS CENTER		4			4
Sunrise Health and Rehabilitation Center			4	100%	4
UF HEALTH PATHOLOGY LABORATORIES			4	100%	4
COMMUNITY PHYSICIANS OF NORTH PORT PA			4	100%	4
COVID TESTING LLC			4	100%	4
BIRMINGHAM VAMC		1	3	75%	4
MINUTECLINIC DIAGNOSTIC OF VIRGINIA, LLC #1656		4			4
PRINCIPLE HOSPICE SERVICE, LLC			4	100%	4
MINUTECLINIC DIAGNOSTIC OF KENTUCKY		4			4
CARENOW URGENT CARE - CENTRAL AUSTIN		1	3	75%	4
CARENOW URGENT CARE-HERMITAGE			4	100%	4
LIFE CARE HOME HEALTH SERVICES LLC		1	3	75%	4
MINUTECLINIC DIAGNOSTIC OF RHODE ISLAN		4			4
Metro West Nursing and Rehab			4	100%	4

COVID-19: testing by laboratory

Data through Feb 15, 2021 verified as of Feb 16, 2021 at 09:25 AM

Data in this report are provisional and subject to change.

The numbers in the table below represent the number of Florida and non-Florida residents for whom test results were received by the Department of Health. A person can be tested by more than one laboratory and can have both positive and negative results. **Therefore, the sum of the numbers in each column will be larger than the total number of people tested.**

Reporting lab	Inconclusive	Negative	Positive	Percent positive	Total
PANCARE HEALTH - PONCE DE LEON			4	100%	4
BENEVA LAKES HEALTHCARE & REHAB CENTER			4	100%	4
OMNICARE PHARMACY OF TEXAS 1		4			4
PHYSICIANS QUALITY CARE			4	100%	4
Westminster Manor		3	1	25%	4
FISHERMEN'S HOSPITAL			4	100%	4
HARBORCHASE OF VILLAGES CROSSING			4	100%	4
EMORY UNIVERSITY HOSPITAL		1	3	75%	4
PRIMECARE		2	2	50%	4
HAMPTON ALF AT 24TH ROAD LLC			4	100%	4
CAREATC, INC.			4	100%	4
BELLIN HEALTH LAB		1	3	75%	4
PORT ORANGE NURSING & REHAB			4	100%	4
State Lab Unspecifd			4	100%	4
RELIANT ACUTE CARE			4	100%	4
MD ANDERSON			4	100%	4
HEALTHY MINORS PEDIATRIC URGENT CARE		4			4
GENTLE HANDS MOBILE PHLEBOTOMY			4	100%	4
ELITE MEDICAL CENTER			4	100%	4
SANFORD SOUTH UNIVERSITY		4			4
Park Ridge Nursing Center		3	1	25%	4
DEPARTMENT OF HEALTH AND HUMAN SERVICES		2	2	50%	4
NEULIFE NEUROLOGICAL SERVICES LLC			4	100%	4
MEDEXPRESS URGENT CARE - MBURG COMMONS		4			4
SARASOTA MEDICAL CENTER			4	100%	4
MEDEXPRESS URGENT CARE - MARKHAM STREE		3	1	25%	4
SONIC REFERENCE LABORATORY			4	100%	4
PHYSICIANS IMMEDIATE CARE AURORA			4	100%	4
CVS PA1671POCT LANCASTER		4			4
LEE PHYSICIAN GROUP		3	1	25%	4
CENTERPLACE HEALTH, INC			4	100%	4
ST BARNABAS HOSPITAL		4			4
CARE ONE PRIMARY CARE			4	100%	4
CVS HEALTH, #2043		4			4
MINUTECLINIC DIAGNOSTIC OF PENNSYLVAN		3	1	25%	4
ALLIANCE PEDIATRICS PA			4	100%	4
MEDEXPRESS URGENT CARE - LOGAN		4			4
GUTHRIE MEDICAL GROUP - CORNING		3	1	25%	4
TARPON SPRINGS PEDIATRICS, LLC			4	100%	4
CVS TN7698POCT KNOXVILLE		4			4
CVS MA2172POCT NORTH GRAFTON		4			4
ST PETE DIRECT PRIMARY CARE		2	2	50%	4
CAREWELL URGENT CARE			4	100%	4
DEACONESS HOSPITAL			4	100%	4
MINUTE CLINIC, LLC #4650		4			4
SOUTHEASTERN REGIONAL MEDICAL CENTER			4	100%	4

COVID-19: testing by laboratory

Data through Feb 15, 2021 verified as of Feb 16, 2021 at 09:25 AM

Data in this report are provisional and subject to change.

The numbers in the table below represent the number of Florida and non-Florida residents for whom test results were received by the Department of Health. A person can be tested by more than one laboratory and can have both positive and negative results. **Therefore, the sum of the numbers in each column will be larger than the total number of people tested.**

Reporting lab	Inconclusive	Negative	Positive	Percent positive	Total
VIDANT MEDICAL CENTER			4	100%	4
MONROE COUNTY DEPT OF PUBLIC HEALTH ST		4			4
CAPE COD HOSPITAL			4	100%	4
PERSONAL PHYSICIAN CARE PA			4	100%	4
SUNRISE SENIOR LIVING OF JACKSONVILLE			4	100%	4
INTERMARKET FACILITY			4	100%	4
MINUTECLINIC, LLC #1796		3	1	25%	4
MINUTECLINIC DIAG OF IND, LLC #10190		4			4
MEDEXPRESS URGENT CARE - TULSA, S YALE AVE		4			4
BEECHTREE MOLECULAR LAB LLC			4	100%	4
MAILBOX DIAGNOSTICS		2	2	50%	4
EASTERN FLORIDA STATE COLLEGE - PALM BAY CAMPUS			4	100%	4
BAYLOR ESOTERIC AND MOLECULAR LAB			4	100%	4
ENCOMPASS HOME HEALTH		4			4
SIGNATURE CARE EMERGENCY CENTER		2	2	50%	4
AHC of Mckenzie		4			4
CELEBRATION PEDIATRICS			4	100%	4
IMMUNOGENOMICS LLC		1	3	75%	4
MEDEXPRESS URGENT CARE - FORT WORTH S		3	1	25%	4
MINUTECLINIC, LLC #1470		4			4
BIOTEST PLASMA CENTER		4			4
MCKENZIE-WILLAMETTE MEDICAL CENTER LAB		4			4
CORIZON HEALTH INC			4	100%	4
MEDEXPRESS URGENT CARE - FREDERICK		4			4
WINTER PARK INTERNAL MEDICINE MD PA		3	1	25%	4
PALMS WEST HOSPITAL			4	100%	4
MINUTECLINIC, LLC #1431		3	1	25%	4
MINUTECLINIC DIAGNOSTIC OF OHIO #3407		4			4
UNIVERSITY OF WASHINGTON MEDICAL CENTER (UWMC) EMERGENCY DEPT.			4	100%	4
MEDEXPRESS URGENT CARE SHADYSIDE		3	1	25%	4
PANCARE HEALTH YOUNGSTOWN			4	100%	4
MERCY URGENT CARE			4	100%	4
CVS TX7821POCT LEAGUE CITY		4			4
UNIVERISTY OF MIAMI			4	100%	4
MEDEXPRESS URGENT CARE - YORK		1	3	75%	4
MINUTE CLINIC DIAGNOSTIC MED GRP		3	1	25%	4
MEDICINE SHOPPE #1306 THE		3	1	25%	4
MINUTECLINIC, LLC #5707		4			4
PRINCETON BMC LABORATORY		4			4
LIFEHOPE LABS			4	100%	4
LIFEPLUS HEALTHCARE GROUP INC		4			4
DIAMOND SPEEDWAY DIALYSIS		1	3	75%	4
MINUTECLINIC, DIAGNOSTIC OF TEXAS, LL		4			4
THE RETREAT AT PORT ORANGE			4	100%	4
WILLIAM A HINTON STATE LABORATORY INSTITUTE		1	3	75%	4
ADVENTHEALTH NEW SMYRNA BEACH COMMUNITY HEALTH			4	100%	4

COVID-19: testing by laboratory

Data through Feb 15, 2021 verified as of Feb 16, 2021 at 09:25 AM

Data in this report are provisional and subject to change.

The numbers in the table below represent the number of Florida and non-Florida residents for whom test results were received by the Department of Health. A person can be tested by more than one laboratory and can have both positive and negative results. **Therefore, the sum of the numbers in each column will be larger than the total number of people tested.**

Reporting lab	Inconclusive	Negative	Positive	Percent positive	Total
SHARP MEMORIAL HOSPITAL MICROBIOLOGY DEPT			4	100%	4
BOONE DRUG & HEALTHCARE AT DEERFIELD			4	100%	4
ARCPPOINT LABS OF FORT LAUDERDALE, FL CENTRAL		1	3	75%	4
INFINITI LABS INC			4	100%	4
ELITE CARE			4	100%	4
SIGNATURE CARE MONTROSE		2	2	50%	4
MEDEXPRESS URGENT CARE - WICHITA, S SENECA ST		2	2	50%	4
MD NOW URGENT CARE - DELRAY WEST			4	100%	4
MARION AND BERNARD L SAMSON NURSING CENTER			4	100%	4
BAPTIST HEALTH MEDICAL CENTER			4	100%	4
CELERION			4	100%	4
OKLAHOMA STATE UNIVERSITY DIAGNOSTIC LAB			4	100%	4
CVS MINUTE CLINIC DIAGNOSTIC OF TEXAS		3	1	25%	4
DTR LABS		3	1	25%	4
AHC Decatur County		4			4
WESLEY CHAPEL INTERNAL MEDICINE AND PEDIATRICS			4	100%	4
POWERS PEDIATRICS			4	100%	4
UNION CITY MANOR NURSING CENTER		4			4
ADVENT HEALTH - TUSKAWILLA		4			4
MEMORIAL HEALTH CARE SYSTEMS			4	100%	4
MEDEXPRESS URGENT CARE HUNTINGTON		4			4
COURTYARD GARDENS OF BOYNTON BEACH, LLC		1	3	75%	4
ALVARO J DANGOND MD PA		4			4
CONSULATE HEATH CARE AT WEST ALTAMONTE			4	100%	4
APOPKA FAMILY HEALTH CENTER		3	1	25%	4
GRAND VILLA OF LAKELAND		4			4
FAMILY TREE DNA			4	100%	4
MONTANA DEPARTMENT OF PUBLIC HEALTH & HUMAN SERVICES			4	100%	4
MINUTE-CLINIC DIAGNOSTIC OF VIRGINIA,		4			4
UNC HOSPITAL/MCLENDON CLINICAL LABORATORIES			4	100%	4
NOT GIVEN		1	3	75%	4
LEON MEDICAL CENTERS, LLC			4	100%	4
MINUTECLINIC DIAGNOSTIC OF MAINE, LLC		2	2	50%	4
ADVENTHEALTH MEDICAL GROUP PEDIATRICS		1	3	75%	4
ST CHARLES BEND LABORATORY		3	1	25%	4
HOME DOCS		2	2	50%	4
FLORIDA MEDICAL ASSOCIATES LLC			4	100%	4
MEDEXPRESS - NEW CASTLE, DUPONT HWY		4			4
FOUNDCARE, INC			4	100%	4
ADVENT HEALTH MEDICAL GROUP FAMILY AND INTERNAL MEDICINE AT AVALON PAR		3	1	25%	4
GRAND AVE PHARMACY			4	100%	4
HARBOUR ISLAND PEDIATRICS LLC			4	100%	4
PEDIATRICS IN BREVARD-COCOA BEACH		2	2	50%	4
GENEVA GENERAL HOSPITAL LABORATORY		3	1	25%	4
BOND & STEELE CLINIC PA D/B/A BOND CLINIC PA		4			4
MEDEXPRESS URGENT CARE - KOKOMO		4			4

COVID-19: testing by laboratory

Data through Feb 15, 2021 verified as of Feb 16, 2021 at 09:25 AM

Data in this report are provisional and subject to change.

The numbers in the table below represent the number of Florida and non-Florida residents for whom test results were received by the Department of Health. A person can be tested by more than one laboratory and can have both positive and negative results. **Therefore, the sum of the numbers in each column will be larger than the total number of people tested.**

Reporting lab	Inconclusive	Negative	Positive	Percent positive	Total
USCG SECTOR ST PETE		1	3	75%	4
AIREVAC INTERNATIONAL		4			4
ASCENSION ST VINCENT'S MEDICAL CENTER		3	1	25%	4
MEDEXPRESS URGENT CARE - PRINCETON		4			4
FAMILY MEDICINE AT WINTER PARK			4	100%	4
STEUBEN COUNTY PUBLIC HEALTH		4			4
DEPARTMENT OF HEALTH/ NEW YORK			4	100%	4
CAYUGA COUNTY HEALTH DEPARTMENT		3	1	25%	4
REDMED OF CROSSTOWN		1	3	75%	4
ACCENT PHYSICIAN SPECIALISTS PA		4			4
Grace Rehabilitation of Vero Beach		4			4
FLORIDA HEALTHCARE OF ORLANDO			4	100%	4
FLORENCE - HUNTSVILLE HOSPITAL URGENT CARE		3	1	25%	4
STONE CLINICAL LABORATORIES OF FL LLC		4			4
FHCP - ORMOND BEACH			4	100%	4
FAMILY MEDICINE AT WATERMAN		4			4
ManorCare Health Services Camp Hill		4			4
CAPITAL HEALTH LABORATORY INC			4	100%	4
URGENT CARE - OCONEE		2	2	50%	4
THONOTOSASSA COMMUNITY HEALTH CENTER		1	3	75%	4
MEDEXPRESS URGENT CARE - SOMERSET TOWNSHIP		4			4
REFUGE A HEALING PLACE, THE			4	100%	4
IMIC INC RESEARCH			4	100%	4
Lenox on the Lake			4	100%	4
Signature Healthcare of Savannah		4			4
LPG PULMONOLOGY-COCONUT POINT		3	1	25%	4
MEDEXPRESS URGENT CARE - SUMMERSVILLE, WEBSTER RD		4			4
CAREWELL 202			4	100%	4
COMMUNITY HEALTH CENTER OF WEST PALM BEACH			4	100%	4
Advanced Care Center			4	100%	4
CVS OH3476POCT TIPP CITY		4			4
MINUTECLINIC DIAG OF IND LLC #1367		4			4
CHILDREN'S MEDICAL GROUP		4			4
MEDEXPRESS URGENT CARE LAVALLE		4			4
PEACEHEALTH LABORATORIES		3	1	25%	4
PARADIGM LABORATORIES			4	100%	4
ASCENDI HOME HEALTH AGENCY INC			4	100%	4
GENUS DIAGNOSTICS			4	100%	4
THE LITTLE CLINIC			4	100%	4
MEDEXPRESS URGENT CARE - TEAYS VALLEY		3	1	25%	4
DEVEREUX FLORIDA CHILDRENS CENTER			4	100%	4
NEMOURS CHILDREN'S CLINIC			4	100%	4
WYOMING PUBLIC HEALTH LAB			4	100%	4
SCIENCE CARE			4	100%	4
CVS TX8387POCT AUSTIN		4			4
DISCOVERY VILLAGE AT DEERWOOD			4	100%	4

COVID-19: testing by laboratory

Data through Feb 15, 2021 verified as of Feb 16, 2021 at 09:25 AM

Data in this report are provisional and subject to change.

The numbers in the table below represent the number of Florida and non-Florida residents for whom test results were received by the Department of Health. A person can be tested by more than one laboratory and can have both positive and negative results. **Therefore, the sum of the numbers in each column will be larger than the total number of people tested.**

Reporting lab	Inconclusive	Negative	Positive	Percent positive	Total
AURORA BAYCARE UROLOGY			4	100%	4
PDL PHARMACY CORP			4	100%	4
MEDEXPRESS - NEWARK		4			4
VITAL CARE URGENT CARE			4	100%	4
PILGRIM PHARMACY INC		4			4
Rutgers Health Rwj University Hospital - Laboratory		2	2	50%	4
DERMATOLOGY SPECIALISTS OF FL - DR. JON WARD			4	100%	4
ABSOLUTE HEALTH		4			4
CVS OH2342POCT WEST CHESTER		3	1	25%	4
CALUSA HARBOUR			4	100%	4
STATCARE URGENT AND WALK-IN MEDICAL CA		4			4
TRIDENT BIOMETRICS		3	1	25%	4
MEDICAL CENTER ENTERPRISE			4	100%	4
MINUTECLINIC, LLC, DBA MINUTECLINIC #6		4			4
MEDLAB INC		4			4
Millennium Nursing & Rehab Center		4			4
ACCESS RECOVERY SOLUTIONS LLC			4	100%	4
MINUTECLINIC DIAG OF IND LLC #8651		3	1	25%	4
CVS NC7588POCT ASHEVILLE		4			4
ARKANSAS DEPARTMENT OF HEALTH			4	100%	4
LEVY COUNTY SHERRIF'S DEPT			4	100%	4
DOC PAM PA		3	1	25%	4
TALLAHASSEE MEMORIAL HEALTHCARE			4	100%	4
CALIFORNIA DEPARTMENT OF PUBLIC HEALTH			4	100%	4
PM PEDIATRICS OF SELDEN PLLC		4			4
MEDEXPRESS URGENT CARE- FORT WORTH N T		4			4
MINUTECLINIC DIANOSTIC OF VIRGINIA, LL		3	1	25%	4
PALM BEACH CANCER INSTITUTE			4	100%	4
INTRACOASTAL LABS INC		4			4
Health Care Center of Jacksonville			4	100%	4
CVS PA233POCT NEWTOWN SQUARE		4			4
ST. MARY'S HOSPITAL			4	100%	4
MARSHFIELD LABORATORIES			4	100%	4
MINUTE CLINIC #8979		4			4
LATCHER LABORATORY OF A O FOX MEMORIAL		2	2	50%	4
KENTUCKY CABINET FOR HEALTH AND FAMILY SERVICES			4	100%	4
CAPTAIN JAMES A. LOVELL FEDERAL HEALTHCARE CENTER			4	100%	4
ROAN DRUG COMPANY LLC		4			4
UNIVERSITY HOSPITALS OF CLEVELAND		1	3	75%	4
L3HARRIS FAMILY MEDICAL CENTER			4	100%	4
DIAGNOSTIC & MEDICAL SPECIALISTS OF GREENWICH		2	2	50%	4
SJH			4	100%	4
COMPASSION PEDIATRICS			4	100%	4
TRUE HEALTH- HOFFNER		3	1	25%	4
FCHC (OB)-DARWIN SQUARE CTR.			4	100%	4
MIZELL MEMORIAL HOSPITAL			4	100%	4

COVID-19: testing by laboratory

Data through Feb 15, 2021 verified as of Feb 16, 2021 at 09:25 AM

Data in this report are provisional and subject to change.

The numbers in the table below represent the number of Florida and non-Florida residents for whom test results were received by the Department of Health. A person can be tested by more than one laboratory and can have both positive and negative results. **Therefore, the sum of the numbers in each column will be larger than the total number of people tested.**

Reporting lab	Inconclusive	Negative	Positive	Percent positive	Total
CVS GA2236POCT WOODSTOCK		4			4
CRESTAR LABS		2	2	50%	4
MEDEXPRESS URGENT CARE PLEASANT HILLS		3	1	25%	4
Oakwood - North Baldwins Center for Living		4			4
COMPASSION PEDIATRIC URGENT CARE LLC			4	100%	4
DYNACARE LABORATORIES			4	100%	4
LOUISIANA DEPT. OF HEALTH AND HOSPITALS-INFECTIOUS DISEASE EPI SECTION			4	100%	4
FIFTH AVENUE PEDIATRICS		3	1	25%	4
MINUTE CLINIC OF KANSAS PA		1	3	75%	4
COMPUNET CLINICAL LAB			4	100%	4
MINUTECLINIC DIAG OF IND, LLC #6472		4			4
MINUTECLINIC DIAGNOSTIC OF WISCONSIN, LLC		4			4
SOUTH FLORIDA PEDIATRIC PARTNERS			4	100%	4
ALASKA PUBLIC HEALTH LAB		1	3	75%	4
FLEET LANDING			4	100%	4
CVS NV9841POCT RENO		2	2	50%	4
BAPTIST HEALTH URGENT CARE AT PLANTATION		3	1	25%	4
INDUSTRY LAB DIAGNOSTIC PARTNERS			4	100%	4
CVS NJ836POCT RUNNEMEDE		4			4
MINUTECLINIC DIAGNOSTIC OF OHIO #2964		4			4
GEORGE E WEEMS MEMORIAL HOSPITAL LAB		3	1	25%	4
CVS SC2736POCT MURRELLS INLET		4			4
MINUTECLINIC, LLC #4682		2	2	50%	4
SOUTHWESTERN REGIONAL MEDICAL CENTER - TULSA		4			4
CVS OH3080POCT HUBER HEIGHTS		4			4
MINUTECLINIC DIAGNOSTIC OF VIRGINIA, LLC #255		4			4
LAKE FOREST PARK OP CO LLC		4			4
MINUTECLINIC DIAG OF IND, LLC #6697		4			4
PELICAN LANDING		1	3	75%	4
AFFINITY URGENT CARE			4	100%	4
MEDEXPRESS URGENT CARE - SOUTH PARKERSBURG		4			4
CARENOW URGENT CARE - WINTER SPRINGS		3	1	25%	4
FLORIDA HEALTH CARE PLANS STIRLING CENTER			4	100%	4
MEDEXPRESS URGENT CARE - MOUNTAIN HOME		3	1	25%	4
HEALTHCARE NETWORK OF SOUTHWEST FLORIDA			4	100%	4
QUALITY MEDICAL CARE			4	100%	4
CVS NY549POCT RIDGEWOOD		2	2	50%	4
MEDEXPRESS URGENT CARE - WEIRTON		4			4
MAYO		1	2	67%	3
MINUTECLINIC DIAGNOSTIC OF WISCONSIN,		3			3
NATURE COAST PRIMARY CARE LAB LLC			3	100%	3
MEDEXPRESS URGENT CARE-HERSHEY		2	1	33%	3
BROOKDALE SENIOR LIVING			3	100%	3
MEDEXPRESS URGENT CARE - HOLLINS		3			3
THE PATHOLOGY LABORATORY		1	2	67%	3
CENTURY LINK SPORTS COMPLEX			3	100%	3

COVID-19: testing by laboratory

Data through Feb 15, 2021 verified as of Feb 16, 2021 at 09:25 AM

Data in this report are provisional and subject to change.

The numbers in the table below represent the number of Florida and non-Florida residents for whom test results were received by the Department of Health. A person can be tested by more than one laboratory and can have both positive and negative results. **Therefore, the sum of the numbers in each column will be larger than the total number of people tested.**

Reporting lab	Inconclusive	Negative	Positive	Percent positive	Total
ADVENT HEALTH MEDICAL GROUP FAMILY MEDICINE			3	100%	3
CORTLAND REGIONAL MEDICAL CENTER		3			3
MINUTECLINIC DIAG OF IND, LLC #6483		1	2	67%	3
YATES COUNTY PUBLIC HEALTH		3			3
NEMOURS CHILDRENS PRIMARY CARE HORIZON WEST			3	100%	3
SUN TERRACE HEALTH CARE CENTER			3	100%	3
COVANCE CLS			3	100%	3
ADRIANA M CASTRO MD PA		3			3
CARENOW-ATASCOCITA			3	100%	3
Village on the Green			3	100%	3
Magnolia Health and Rehab Center			3	100%	3
CVS IL8747POCT CHICAGO		3			3
CVS OH3301POCT WOODMERE		3			3
COASTAL SKIN SURGERY AND DERMATOLOGY PL		3			3
GILCHRIST COUNTY HEALTH DEPT			3	100%	3
HOUSTON METHODIST HOSPITAL			3	100%	3
Lakeview Village		3			3
NORTH DAKOTA DEPT OF HEALTH MICROBIOLOGY		1	2	67%	3
MINUTECLINIC DIAGNOSTIC MED GRP OF SAN		3			3
SOFTCELL L-FORM LABORATORIES, LLC			3	100%	3
HEALTHQUEST, INC		2	1	33%	3
HALIFAX HEALTH CARE FOR WOMEN		3			3
FLAGLER FAMILY MEDICINE PA			3	100%	3
KISSIMMEE URGENT CARE		3			3
Kroger 093 - The Little Clinic Stapleton		2	1	33%	3
EXETER HOSPITAL		3			3
HARBORCHASE OF STUART			3	100%	3
MEDI-DRUG INC		2	1	33%	3
PLAINVIEW PRIMARY CARE		3			3
BRENTWOOD SENIOR LIVING AT ST PETE			3	100%	3
IOWA DEPARTMENT OF PUBLIC HEALTH			3	100%	3
VICAR'S LANDING NURSING HOME		2	1	33%	3
COL CROSSROAD		1	2	67%	3
FHPG TAMPA PRIMARY CARE			3	100%	3
CVS MINUTE CLINIC DIAG OF IND, LLC #6549		3			3
PINELLAS PARK HEALTH CENTER - PINELLAS CHD		1	2	67%	3
TARRANT COUNTY PUBLIC HEALTH		3			3
MEDEXPRESS URGENT CARE MARTINSBURG		2	1	33%	3
MEDEXPRESS URGENT CARE - NORTH LITTLE		2	1	33%	3
CFP PHYSICIANS GROUP			3	100%	3
LEE COMMUNITY HEALTHCARE INC NORTH FORT MYERS		3			3
PATIENT FIRST - ALLENTOWN			3	100%	3
MEDEXPRESS URGENT CARE, CHAMBERSBURG		2	1	33%	3
Mill Valley Care Center		3			3
SOUTH MIAMI HOSPITAL			3	100%	3
SOFTLAB			3	100%	3

COVID-19: testing by laboratory

Data through Feb 15, 2021 verified as of Feb 16, 2021 at 09:25 AM

Data in this report are provisional and subject to change.

The numbers in the table below represent the number of Florida and non-Florida residents for whom test results were received by the Department of Health. A person can be tested by more than one laboratory and can have both positive and negative results. **Therefore, the sum of the numbers in each column will be larger than the total number of people tested.**

Reporting lab	Inconclusive	Negative	Positive	Percent positive	Total
NEMOURS CHILDRENS PRIMARY CARE MAITLAND			3	100%	3
LINCOLN MEDICAL CENTER		3			3
CABELL HUNTINGTON HOSPITAL CLINICAL LAB			3	100%	3
VA OUTPATIENT CLINIC-NEW PORT RICHEY			3	100%	3
MEDEXPRESS URGENT CARE - RICHMOND, W BROAD ST		3			3
MONTEFIORE MEDICAL CENTER LABS MONTEFIORE		2	1	33%	3
MOBIL LAB FOR ALL INC		3			3
ADVANCED URGENT CARE CENTER OF THE UPPER KEYS		1	2	67%	3
ST LUKES HOSPITAL LABORATORY		2	1	33%	3
ADVENTHEALTH SEBRING- INFECTION CONTROL DEPARTMENT			3	100%	3
SANTOS REHABILITATION CENTER INC			3	100%	3
BAYCARE MEDICAL GROUP, INC		3			3
GADSDEN COUNTY HEALTH DEPARTMENT			3	100%	3
NORTH CAROLINA DEPT OF HEALTH & HUMAN SRVCS STATE LAB OF PUBLIC HEALTH			3	100%	3
COOPER UNIVERSITY HOSPITAL LABORATORY		2	1	33%	3
MEDEXPRESS - WILMINGTON CONCORD PIKE		2	1	33%	3
DASCENA, INC			3	100%	3
MEDEXPRESS URGENT CARE-ARLINGTON		2	1	33%	3
FAMILY TREE MEDICAL GROUP PA		2	1	33%	3
MEDEXPRESS URGENT CARE - WHEELING		2	1	33%	3
WELLMED AT APOLLO BEACH BLVD		1	2	67%	3
DEPARTMENT OF HEALTH AND HUMAN SERVICES DIVISION OF BEHAVIORAL HEALTH		1	2	67%	3
SCIENTIFIC LABORATORY DIVISION			3	100%	3
MARYLAND STATE DEPT OF HEALTH	2		1	33%	3
BARONESS ERLANGER HOSPITAL		3			3
VA PRIMARY CARE ANNEX			3	100%	3
LAHEY CLINIC MEDICAL CENTER			3	100%	3
VIRGINIA DEPARTMENT OF HEALTH DIVISION OF			3	100%	3
SEMINOLE FAMILY HEALTH CENTER		3			3
WHITE EARTH IHS MAIN LAB		3			3
LPG PEDIATRICS AT LEHIGH ACRES		2	1	33%	3
CORTLAND COUNTY HEALTH DEPARTMENT		3			3
MEDEXPRESS URGENT CARE - WEST ST PAUL, ROBERT ST S		3			3
INTERNAL MEDICINE AND WOUND CARE SPECIALIST LLC		3			3
PROPATH			3	100%	3
NORTHERN LIGHT LABORATORY		1	2	67%	3
GUIDANCE / CARE CENTER, INC		3			3
AVANTE INVERNESS		1	2	67%	3
EMORY BENNETT VETERANS NURSING HOME		3			3
HELIX MEDICAL CENTERS		1	2	67%	3
BETTERMED URGENT CARE			3	100%	3
FAMILY MEDICAL CLINIC HOMESTEAD, LLC			3	100%	3
ERIE COUNTY PUBLIC HEALTH CLINICAL		3			3
CARENOW-LEBANON		1	2	67%	3
FLORIDA MENTOR-POINT WEST CLUSTER		3			3
CVS CT718POCT ANSONIA		3			3

COVID-19: testing by laboratory

Data through Feb 15, 2021 verified as of Feb 16, 2021 at 09:25 AM

Data in this report are provisional and subject to change.

The numbers in the table below represent the number of Florida and non-Florida residents for whom test results were received by the Department of Health. A person can be tested by more than one laboratory and can have both positive and negative results. **Therefore, the sum of the numbers in each column will be larger than the total number of people tested.**

Reporting lab	Inconclusive	Negative	Positive	Percent positive	Total
WEST TN HEALTH MED NORTH		3			3
RHEA MEDICAL CENTER		3			3
NASSAU COUNTY HEALTH DEPARTMENT-FERNANDINA BEACH C		3			3
RANDOLPH DIABETES AND WELLNESS		2	1	33%	3
PATHOLOGY REFERENCE LAB LLC			3	100%	3
PUBLIC HEALTH TRUST OF MIAMI DADE COUNTY			3	100%	3
CVS SC1540POCT MYRTLE BEACH		2	1	33%	3
FIRST CARE - MIDDLESBORO			3	100%	3
ADVENT HEALTH - CENTRAL PASCO ER			3	100%	3
ASSOCIATES IN MEDICINE		1	2	67%	3
BROOKDALE LAKE MARY			3	100%	3
SCRIPPS CLINIC MEDICAL			3	100%	3
OHIO CVS STORES		3			3
MINUTE CLINIC DIAG OF IND LLC #8674		3			3
PARRISH MEDICAL CENTER-WAIVED TESTING		3			3
NORTH SHORE HOSP. INFECTION CONTROL			3	100%	3
LIVINGSTON COUNTY DEPT OF HEALTH REPRO			3	100%	3
ARC POINT LABS OF AUSTIN NORTH			3	100%	3
ADVANCED MEDICAL RESEARCH CENTER LLC			3	100%	3
TIFTON CARECONNECT URGENT CARE			3	100%	3
OPTUM PRIMARY CARE - SILVER LAKES			3	100%	3
MEDIC INFUSION PA		3			3
NORTHWEST FLORIDA CLINICAL LAB		1	2	67%	3
TAYLOR MANOR		1	2	67%	3
PROMPT CARE OF CENTRAL FLORIDA LLC			3	100%	3
STRINGFELLOW MEMORIAL HOSPITAL		3			3
CTRS			3	100%	3
MINUTE CLINIC LLC # 2033		2	1	33%	3
FLORIDA MEDICAL CLINIC -INTERNAL MED DADE CITY			3	100%	3
NASSAU COUNTY HEALTH DEPARTMENT		3			3
PROGRESS PHARMACY INC			3	100%	3
MEDEXPRESS URGENT CARE - WAXAHACHIE, N HIGHWAY 77		1	2	67%	3
UNITY HEALTH AND REHABILITATION CENTER			3	100%	3
CGH MEDICAL CENTER			3	100%	3
CVS GA3766POCT DACULA		1	2	67%	3
WALGREENS #07502		3			3
LIFE CARE CENTER OF SKAGIT VALLEY		3			3
CVS RI1717POCT 1 CVS DR			3	100%	3
MT CARMEL PHARMACY INC		3			3
MINUTECLINIC DIAG OF IND, LLC #6910		3			3
RICHMOND CITY DEPARTMENT OF PUBLIC HEALTH			3	100%	3
ELITE PRIMARY CARE OF WAYCROSS			3	100%	3
BAPTIST PRIMARY CARE FERNANDINA BEACH			3	100%	3
SPRING LAKE REHABILITATION CENTER			3	100%	3
MICHIGAN HEALTH CLINIC LABORATORIES		2	1	33%	3
VIRGINIA DIVISION OF CONSOLIDATED LABORATORIES			3	100%	3

COVID-19: testing by laboratory

Data through Feb 15, 2021 verified as of Feb 16, 2021 at 09:25 AM

Data in this report are provisional and subject to change.

The numbers in the table below represent the number of Florida and non-Florida residents for whom test results were received by the Department of Health. A person can be tested by more than one laboratory and can have both positive and negative results. **Therefore, the sum of the numbers in each column will be larger than the total number of people tested.**

Reporting lab	Inconclusive	Negative	Positive	Percent positive	Total
PEDIATRICS BY THE SEA JOG RD OFFICE			3	100%	3
Rosedale Green		3			3
CVS NJ715POCT WAYNE		3			3
NORTH NAPLES HOSPITAL RESPIRATORY THERAPY DEPARTMENT			3	100%	3
CUMBERLAND MEDICAL CENTER INC		3			3
HEARTLAND - CHARLESTON OF HANAHAN SC,		3			3
MPG JACKSONVILLE ATLANTIC BLVD		1	2	67%	3
ST. LUKE'S HOSPITAL - BETHLEHEM CAMPUS		1	2	67%	3
BNR PHARMACY INC		3			3
BROOME COUNTY HEALTH DEPARTMENT		2	1	33%	3
CVS MINUTE CLINIC DIAGNOSTIC MED GRP OF CAL		3			3
Kroger 339 - The Little Clinic Highlands - Bardstown Road		3			3
STUYVESANT URGENT CARE		3			3
MEDEXPRESS URGENT CARE-CHIPPEWA		2	1	33%	3
COASTAL LABORATORIES OF FLORIDA			3	100%	3
MINUTECLINIC DIAGNOSTIC OF TN, PC 6304		2	1	33%	3
CROWNE HEALTH CARE OF FORT PAYNE		2	1	33%	3
MEDEXPRESS URGENT CARE GREENSBURG		2	1	33%	3
MEDICAL UNIVERSITY SC HOSPITAL			3	100%	3
HEALGEN SCIENTIFIC			3	100%	3
MINUTECLINIC DIAGNOSTIC OF TN PC #240		3			3
NEWSTAR MEDICAL LABORATORIES		3			3
ROANE MEDICAL CENTER		2	1	33%	3
Kroger 768 - The Little Clinic Leestown Rd		2	1	33%	3
FLORIDA DEPARTMENT OF HEALTH IN MIAMI DADE COUNTY		2	1	33%	3
BOLING, STEPHANIE		3			3
AUSTIN PUBLIC HEALTH			3	100%	3
CELEBRATION PEDIATRICS PA			3	100%	3
ESTERO FIRE RESCUE		3			3
BRADENTON PHYSICIAN MEDICAL CENTER			3	100%	3
OPENTRONS PRL		2	1	33%	3
ACCESS HEALTH CARE		2	1	33%	3
OHSU MOLECULAR MICROBIOLOGY LAB		2	1	33%	3
VIRTUA MEMORIAL HOSPITAL BURLINGTON COUNTY		1	2	67%	3
SHANDS AT LAKE SHORE LAB		1	2	67%	3
FLORIDA GASTROENTEROLOGY ASSOCIATES PA		3			3
DOCTORS HOSPITAL RENAISSANCE			3	100%	3
Cleveland Clinic Weston			3	100%	3
BROOKDALE OAKBRIDGE		1	2	67%	3
TIEHH BIOTERRORISM RESPONSE LAB			3	100%	3
Kroger 388 - The Little Clinic Braelinn Village		3			3
ALLIANCE FOR MULTISPECIALTY RESEARCH		3			3
NEOGENOMICS LABORATORIES, INC		3			3
ANN STORCK CENTER INC		3			3
Westside Terrace		3			3
COVENANT PEDIATRICS		1	2	67%	3

COVID-19: testing by laboratory

Data through Feb 15, 2021 verified as of Feb 16, 2021 at 09:25 AM

Data in this report are provisional and subject to change.

The numbers in the table below represent the number of Florida and non-Florida residents for whom test results were received by the Department of Health. A person can be tested by more than one laboratory and can have both positive and negative results. **Therefore, the sum of the numbers in each column will be larger than the total number of people tested.**

Reporting lab	Inconclusive	Negative	Positive	Percent positive	Total
Hunterdon Medical Center Laboratory		3			3
YORK HOSPITAL - LABORATORY			3	100%	3
CARESPOT-WELLINGTON			3	100%	3
THE OASIS BEACHSIDE		3			3
MINUTE CLINIC LLC #0169		3			3
FRESENIUS MEDICAL CARE			3	100%	3
GROVES CENTER			3	100%	3
ALOHA HOME CARE LLC DBA ACCENTCARE HOME HEALTH OF		3			3
IMMERSION RESIDENTIAL LLC			3	100%	3
HILLVIEW LABORATORY			3	100%	3
FELICIDAD MEDICAL CENTER INC			3	100%	3
Gulfport Rehabilitation Center			3	100%	3
NYC PUBLIC HEALTH LABS			3	100%	3
CVS PA813POCT RICHBORO		3			3
TMH PHYSICIAN PARTNERS BLOUNTSTOWN			3	100%	3
SURETOX LABORATORY LLC		2	1	33%	3
Kroger 124 - The Little Clinic University		3			3
VILLAGES HEALTH, THE		3			3
FOX FAMILY PRACTICE		3			3
SSM HEALTH ST LOUIS MICROBIOLOGY LABORATORY		1	2	67%	3
2412 LEBANON PIKE		2	1	33%	3
MORGAN STANLEY HEALTH CENTER		3			3
NORTHCREST MEDICAL CENTER		1	2	67%	3
WINDSOR AT OCALA		2	1	33%	3
EAST TENNESSEE CHILDREN'S HOSPITAL		2	1	33%	3
NDX-CORE LAB			3	100%	3
CLINICAL CARE ASSOCIATES, INC			3	100%	3
MINUTECLINIC DIAG OF IND, LLC #8645		3			3
CENTRAL JERSEY URGENT CARE OF BROWN MI		3			3
STEAMBOAT EMERGENCY CENTER			3	100%	3
SUNDALE NURSING HOME		3			3
CARE NOW, INC		1	2	67%	3
CVS MA394POCT SEEKONK		3			3
APEX CLINICAL LABORATORIES INC		3			3
SARASOTA PERSONAL MEDICINE		2	1	33%	3
CCRX OF NORTH CAROLINA, LLC		2	1	33%	3
ALABAMA DEPT PUBLIC HEALTH			3	100%	3
Greystone Health Care Center		3			3
WALGREENS NO 19542		3			3
SPARROW CENTRAL LAB			3	100%	3
MEDEXPRESS URGENT CARE-CLOQUET		3			3
GRAND VILLA OF MELBOURNE		1	2	67%	3
MINUTECLINIC, LLC #05814		3			3
CVS IN6757POCT COLUMBUS		3			3
GREENTREE MEDICAL CENTER			3	100%	3
PRISMA HEALTH MIDLANDS			3	100%	3

COVID-19: testing by laboratory

Data through Feb 15, 2021 verified as of Feb 16, 2021 at 09:25 AM

Data in this report are provisional and subject to change.

The numbers in the table below represent the number of Florida and non-Florida residents for whom test results were received by the Department of Health. A person can be tested by more than one laboratory and can have both positive and negative results. **Therefore, the sum of the numbers in each column will be larger than the total number of people tested.**

Reporting lab	Inconclusive	Negative	Positive	Percent positive	Total
WINDER NURSING INC DBA WINDER HEALTH CARE		3			3
MEDFUSION		2	1	33%	3
Life Care Center of Citrus County		2	1	33%	3
CALLE OCHO DIALYSIS			3	100%	3
HEPATOLOGY DIAGNOSTIC LAB			3	100%	3
COMMUNICABLE DISEASE CONTROL/PUBLIC HEALTH EMERGENCY PREPAREDNESS			3	100%	3
CVS TX8321POCT MCKINNEY		3			3
DELAWARE PUBLIC HEALTH LABORATORY		1	2	67%	3
MINUTECLINIC LLC #5176			3	100%	3
SAVANNAH COVE		3			3
HAVEN CUSTEAD CARE CENTER			3	100%	3
CVS GA2147POCT KENNESAW		2	1	33%	3
MUNSON MEDICAL CENTER			3	100%	3
MEDEXPRESS URGENT CARE-SCOTT TOWNSHIP		3			3
MEDICAL CENTER OF THE ROCKIES			3	100%	3
MANORCARE NURSING & REHABILITATION CENTER-NAPLES		3			3
CENTRAL DUPAGE HOSPITAL			3	100%	3
UHEALTH JACKSON URGENT CARE - CUTLER BAY		1	2	67%	3
IVY CREEK URGENT CARE OF ENTERPRISE			3	100%	3
ORCHID COVE DAYTONA			3	100%	3
UNIVERSITY OF KANSAS MEDICAL CENTER			3	100%	3
OHIO DEPARTMENT OF HEALTH LABORATORY		2	1	33%	3
Kroger 959 - The Little Clinic Carmel		3			3
INSPIRA MEDICAL CENTER VINELAND LAB		2	1	33%	3
CLEARWATER		2	1	33%	3
MEDEXPRESS URGENT CARE - WILKES BARRE		2	1	33%	3
SMH PHYSICIAN SERVICES INC		3			3
CVS NJ2815POCT E BRUNSWICK		3			3
KIDSWOOD PEDIATRICS CORP			3	100%	3
CVS DC1340POCT WASHINGTON		3			3
ADVANCED HEART CARE OF SOUTH FLORIDA		3			3
QUALITY LABORATORY SERVICE		2	1	33%	3
ADVANCED HEALTHCARE ASSOCIATES		3			3
MOULTRIE CREEK NURSING AND REHAB			3	100%	3
KINGS BAY PEDIATRICS LLC			3	100%	3
SIGNATURE CARE PFLUGERVILLE			3	100%	3
THE CLINIC OF PEDIATRICS & GI MEDICINE, INC			3	100%	3
MINUTECLINIC DIAGNOSTIC OF NORTH CAROLINA PC #7054		3			3
CVS TN7289POCT SIGNAL MOUNTAIN		3			3
NC STATE LABORATORY OF PUBLIC HEALTH		3			3
GAINESVILLE PEDIATRIC ASSOCIATES			3	100%	3
NORTH BROWARD HOSPITAL DISTRICT HEALTHCARE FOR THE HOMELESS			3	100%	3
BRIGHAM AND WOMEN'S HOSPITAL			3	100%	3
HEART OF FLORIDA HEALTH CENTER INC			3	100%	3
PARADISE VILLA ALF INCORPORATED		3			3
CVS GA2841POCT LAWRENCEVILLE		3			3

COVID-19: testing by laboratory

Data through Feb 15, 2021 verified as of Feb 16, 2021 at 09:25 AM

Data in this report are provisional and subject to change.

The numbers in the table below represent the number of Florida and non-Florida residents for whom test results were received by the Department of Health. A person can be tested by more than one laboratory and can have both positive and negative results. **Therefore, the sum of the numbers in each column will be larger than the total number of people tested.**

Reporting lab	Inconclusive	Negative	Positive	Percent positive	Total
MEDICAL SERVICES OF AMERICA HOME HEALTH		3			3
SCHIFF CENTER FOR LIVER DISEASES		1	2	67%	3
BETH ISRAEL MEDICAL CENTER LABS		3			3
CVS MN6811POCT PLYMOUTH		3			3
CVS CA8850POCT HUNTINGTON BEACH		2	1	33%	3
CANOPY PEDIATRICS		3			3
LOCH HAVEN PEDIATRICS			3	100%	3
CULLMAN REGIONAL URGENT CARE		2	1	33%	3
SUPER HEALTH PHARMACY LLC		3			3
Bethany Health and Rehab		3			3
MINUTECLINIC DIAGNOSTIC OF TEXAS LLC		2	1	33%	3
MEDEXPRESS URGENT CARE - LITTLE ROCK		2	1	33%	3
MINUTECLINIC MINUTECLINIC #921		3			3
CAMPAZZI CONCIERGE MEDICAL SERVICES		2	1	33%	3
LITTLE SPURS PEDIATRIC URGENT CARE		1	2	67%	3
ESCO DRUG CO INC		3			3
SINAI PLAZA NURSING AND REHAB CENTER			3	100%	3
Kennedy University Hospital -Wash Twp L		3			3
SOUTH LAKE FAMILY HEALTH CENTER			3	100%	3
TERRACE OF ST CLOUD, THE		2	1	33%	3
JOSEF SCHENKER, MD, PC		3			3
ABC PEDIATRICS OF PORT ST LUCIE		3			3
QUEST DIAGNOSTICS PSC			3	100%	3
Kroger 758 - The Little Clinic Providence		3			3
INDIANA STATE DEPARTMENT OF HEALTH LABORATORIES			3	100%	3
LUVERNE HEALTH AND REHABILITATION		3			3
Kroger 635 - The Little Clinic Dacula		3			3
SUMNER REGIONAL MEDICAL CENTER		2	1	33%	3
URGENT CARE OF THE SMOKIES			3	100%	3
MID FLORIDA CLINICAL LABORATORY		2	1	33%	3
MED FUSION			3	100%	3
SANFORD MOBILE LAB			3	100%	3
REGIONAL MEDICAL LAB			3	100%	3
MEDEXPRESS-HOUSTON EAST FWY		1	2	67%	3
DACH MAIN LAB			3	100%	3
TAMPA		1	2	67%	3
MINUTECLINIC DIAG OF IND, LLC #6648		2	1	33%	3
WYOMING DEPT OF HEALTH			3	100%	3
SENTARA NORFOLK GENERAL HOSPITAL CENTRAL LAB			3	100%	3
MINUTECLINIC DIAGNOSTIC OF MICHIGAN, P		3			3
THOMAS LANGLEY			3	100%	3
GRADY MEMORIAL HOSPITAL/MICRO			3	100%	3
CUMBERLAND HEIGHTS		3			3
ONslow MEMORIAL HOSPITAL LABORATORY		3			3
ADVICE FOR OPTIMAL WELLNESS, INC			3	100%	3
LEESBURG COMMUNITY HEALTH CENTERS			3	100%	3

COVID-19: testing by laboratory

Data through Feb 15, 2021 verified as of Feb 16, 2021 at 09:25 AM

Data in this report are provisional and subject to change.

The numbers in the table below represent the number of Florida and non-Florida residents for whom test results were received by the Department of Health. A person can be tested by more than one laboratory and can have both positive and negative results. **Therefore, the sum of the numbers in each column will be larger than the total number of people tested.**

Reporting lab	Inconclusive	Negative	Positive	Percent positive	Total
CVS TN2179POCT MURFREESBORO		3			3
MED EXPRESS URGENT CARE PC - MARYLAND		2	1	33%	3
MINUTECLINIC DIAG OF IND LLC #6840		3			3
PREMIER CLINICAL RESEARCH INSTITUTE INC			3	100%	3
PEDIATRICS AND ADOLESCENT MEDICINE		2	1	33%	3
ADVANCED URGENT CARE LLC		1	2	67%	3
MARION COUNTY FIRE RESCUE		3			3
HIALEAH SHORES NURSING AND		2	1	33%	3
GREATER MOBILE URGENT CARE - SPRINGHILL			3	100%	3
ST MARYS MEDICAL CENTER			3	100%	3
WAL-MART STORES EAST LP		2	1	33%	3
AKRON GENERAL MEDICAL CENTER MAIN		3			3
RAPID CITY RUGENT CARE			3	100%	3
HELIX LW UC		1	2	67%	3
HCR ManorCare Greentree		3			3
Englewood Health and Rehab			3	100%	3
24TH WEAPONS OF MASS DESTRUCTION - CIVIL SUPPORT		3			3
NEBRASKA DEPARTMENT OF HEALTH AND HUMAN SERVICES			3	100%	3
CROSSVILLE MEDICAL GROUP		1	2	67%	3
CVS PA5890POCT MONROEVILLE		2	1	33%	3
ALLIED PHYSICIANS GROUP PLLC		3			3
SMOKY MOUNTAIN URGENT CARE AND FAMILY MEDICINE CENTER			3	100%	3
ASPEN VALLEY HOSPITAL			3	100%	3
FLORIDA DEPARTMENT OF HEALTH SEMINOLE COUNTY		1	2	67%	3
OPTUM OF RED ROAD		3			3
GRAND VILLA OF SARASOTA		2	1	33%	3
EXTENDICARE HEALTH & REHAB CENTER		3			3
TUFTS MEDICAL CENTER			3	100%	3
OHIO HEALTH DOCTORS HOSPITAL			3	100%	3
CVS IN6605POCT INDIANAPOLIS		2	1	33%	3
SOUTH COUNTY MENTAL HEALTH CENTER INC			3	100%	3
VELOCITY CARE			3	100%	3
ATLANTIC SURGERY CENTER OF JACKSONVILLE BEACH		3			3
TRANSPLANT GENOMICS INC (EUROFINS)		3			3
MEADOWS AT CYPRESS GARDENS, THE		3			3
US SPECIALTY LABS			3	100%	3
LEXINGTON MEDICAL CENTER		1	2	67%	3
MONTANA PUBLIC HEALTH LAB			3	100%	3
ADVANCED PEDIATRICS			3	100%	3
PEPIN ACADEMIES-PASCO		3			3
CVS IN3975POCT JEFFERSONVILLE		2	1	33%	3
CELEBRATION PRIMARY CARE ASSOCIATES LLC		3			3
CVS NC3319POCT CHARLOTTE		2	1	33%	3
COVID PROCESSING SITE			3	100%	3
HUNT CLUB MEDICAL CARE			3	100%	3
BAPTIST OUTPATIENT SERVICES			3	100%	3

COVID-19: testing by laboratory

Data through Feb 15, 2021 verified as of Feb 16, 2021 at 09:25 AM

Data in this report are provisional and subject to change.

The numbers in the table below represent the number of Florida and non-Florida residents for whom test results were received by the Department of Health. A person can be tested by more than one laboratory and can have both positive and negative results. **Therefore, the sum of the numbers in each column will be larger than the total number of people tested.**

Reporting lab	Inconclusive	Negative	Positive	Percent positive	Total
GONZALEZ MD AND ASWAD MD HEALTH SERVICES			3	100%	3
PINELLAS POINT NURSING AND REHAB			3	100%	3
MINUTECLINIC, LLC #09202		2	1	33%	3
GARCIA MORALES NELSON			3	100%	3
CVS CA9113POCT CHULA VISTA		3			3
Broadview Multi-Care Center		3			3
MEDFIRST URGENT CARE			3	100%	3
MODMD LABORATORY		3			3
CULLMAN REGIONAL MEDICAL CENTER		2	1	33%	3
LEE CONVENIENT CARE AT SUMMERLIN			3	100%	3
EMERALD COAST CENTER			3	100%	3
PREMIER FAMILY AND SPORTS MEDICINE		2	1	33%	3
ACL LABORATORIES INDUSTRIAL TOXICOLOGY			3	100%	3
ALLIANCE LABS @LRMC			3	100%	3
COMMUNITY MEDICAL CENTER			3	100%	3
JS HEALTHCARE		2	1	33%	3
FLORIDA HOSPITAL PHYSICIANS GROUP		1	2	67%	3
MEDEXPRESS URGENT CARE-PASADENA		3			3
MEDEXPRESS URGENT CARE, BELLE VERNON		3			3
Wynfield Park Health and Rehabilitation		3			3
HARBOUR'S EDGE		2	1	33%	3
FLORIDA HOSPITAL LABORATORIES		3			3
Kroger 627 - The Little Clinic Castleberry		2	1	33%	3
MINUTECLINIC MINUTECLINIC #3665		3			3
ORLANDO REGIONAL HEALTH SERVICES		1	2	67%	3
CVS MD2956POCT NEW MARKET		2	1	33%	3
UNIVERSITY OF MICHIGAN		2	1	33%	3
CVS OH6123POCT CINCINNATI		2	1	33%	3
FLORIDA LABORATORY ANALYSIS, LLC			3	100%	3
MONROE COUNTY FIRE RESCUE		3			3
LOYOLA UNIVERSITY MEDICAL CENTER LABORATORY			3	100%	3
BAPTIST HOSPITAL EMPLOYEE HEALTH OFF			3	100%	3
BRANDON REGIONAL EMERGENCY CTR			3	100%	3
ST. PETERSBURG PEDIATRICS- 38TH AVENUE			3	100%	3
CLINICAL ASSOCIATES OF ORLANDO LLC		3			3
TMH PHYSICIAN PARTNERS SOUTHWOOD			3	100%	3
LAURELLWOOD NURSING CENTER		1	2	67%	3
MEDEXPRESS URGENT CARE - WALDORF, CRAIN HWY		3			3
QUATRACOR PLLC		3			3
BNC Medical Investors, LLC Berrien Nursing & Rehabilitation Center		3			3
NOVANT HEALTH PRESBYTERIAN		2	1	33%	3
BEEBE MEDICAL CENTER LABORATORY		3			3
CONSOLIDATED LABORATORY SERVICES			3	100%	3
SKIPPACK MEDICAL LAB			3	100%	3
SISD EMPLOYEE HEALTH CLINIC			3	100%	3
Fort Gaines Health and Rehab		3			3

COVID-19: testing by laboratory

Data through Feb 15, 2021 verified as of Feb 16, 2021 at 09:25 AM

Data in this report are provisional and subject to change.

The numbers in the table below represent the number of Florida and non-Florida residents for whom test results were received by the Department of Health. A person can be tested by more than one laboratory and can have both positive and negative results. **Therefore, the sum of the numbers in each column will be larger than the total number of people tested.**

Reporting lab	Inconclusive	Negative	Positive	Percent positive	Total
RIVER CITY MEDICAL ASSOCIATES INC			3	100%	3
SUMMIT MEDICAL GROUP - WEST ORANGE		3			3
MEDEXPRESS URGENT CARE NORWIN		3			3
GYN PATH SERVICES			3	100%	3
MENORAH MANOR			3	100%	3
URGENT DOC - URGENT CARE CLINIC			3	100%	3
Bainbridge Health and Rehab		3			3
TRUE HEALTH - LAKE UNDERHILL		3			3
MINUTECLINIC #8760		3			3
PROHEALTH PRIMARY CARE - GLEN OAKS		3			3
CENTRAL JERSEY URGENT CARE		3			3
CVS OH3393POCT AURORA		2	1	33%	3
BAPTIST PRIMARY CARE, INC.		2	1	33%	3
PARKWAY DRUGS OF ONEIDA COUNTY NORTH I		1	1	50%	2
INTEAM HEALTH, INC.			2	100%	2
MINUTECLINIC, LLC #07852		2			2
MEDEXPRESS URGENT CARE-MT PLEASANT		1	1	50%	2
MAINE CENTER FOR DISEASE CONTROL AND PREVENTION			2	100%	2
HEALTH & REHAB CTR AT DOLPHINS VIEW, THE			2	100%	2
CVS IL7017POCT BLOOMINGTON		2			2
ELMHURST MEMORIAL HOSPITAL			2	100%	2
DOWN HOME MEDICAL			2	100%	2
MINUTECLINIC DIAGNOSTIC OF OHIO #6147		1	1	50%	2
CVS NV2928POCT LAS VEGAS		2			2
SYLVAN NURSING			2	100%	2
MINUTECLINIC DIAGNOSTIC MED GRP OF ORA		1	1	50%	2
CIGNA GATEWAY			2	100%	2
CHI MEMORIAL PRIMARY CARE ASSOCIATES-A		2			2
COOPER CLINIC			2	100%	2
MINUTECLINIC DIAGNOSTIC OF NORTH CARO		2			2
NORTH MANATEE HEALTH CARE CENTER			2	100%	2
PHYSICIANS LABORATORY SERVICES			2	100%	2
Lakeside Oaks Care Center			2	100%	2
REGIONAL MEDICAL CENTER BAYONET POINT			2	100%	2
Workmens Circle Multicare Center		2			2
BIRMINGHAM INTERNAL MEDICINE ASSOCIATE		1	1	50%	2
MEDEXPRESS - WILMINGTON KIRKWOOD HIGHWAY		2			2
MEDEXPRESS URGENT CARE - MYLAN			2	100%	2
TAMPA INTERNATIONAL AIRPORT			2	100%	2
US LABS		2			2
THE EDGEWATER AND WATERMAN VILLAGE			2	100%	2
INA		1	1	50%	2
OLEAN GENERAL HOSPITAL		2			2
Avanti Wellness and Rehab			2	100%	2
HEALTH FIRST MEDICAL GROUP			2	100%	2
MINUTECLINIC DIAGNOSTIC OF SC, LLC #4		2			2

COVID-19: testing by laboratory

Data through Feb 15, 2021 verified as of Feb 16, 2021 at 09:25 AM

Data in this report are provisional and subject to change.

The numbers in the table below represent the number of Florida and non-Florida residents for whom test results were received by the Department of Health. A person can be tested by more than one laboratory and can have both positive and negative results. **Therefore, the sum of the numbers in each column will be larger than the total number of people tested.**

Reporting lab	Inconclusive	Negative	Positive	Percent positive	Total
MARTHA A PRICE MD PA		1	1	50%	2
OPP HEALTH AND REHABILITATION		2			2
WESTMINSTER SUNCOAST			2	100%	2
SPRINGFIELD HOSPITAL LABORATORY			2	100%	2
UTMB PATHOLOGY CLINICAL SERVICES LABORATORY			2	100%	2
WINKLER COURT □		1	1	50%	2
DOCTOR 4 U CLINIC			2	100%	2
COVANCE			2	100%	2
MOBILE COUNTY HEALTH DEPARTMENT		1	1	50%	2
MINUTECLINIC DIAGNOSTIC OF TEXAS, LLC #7435		2			2
ST LUKES HOSPITAL			2	100%	2
ROCKEFELLER UNIVERSITY CLINICAL GENOMICS LABORATOR		2			2
BAYCARE LABORATORIES			2	100%	2
New Jersey Aim At Smg		2			2
CONEMAUGH MEMORIAL MEDICAL CENTER		2			2
DOCTOR'S IN-HOUSE LAB/COMMUNITY HEALTH CENTERS OF PINELLAS – JOHNNIE R			2	100%	2
CVS PHARMACY INC DBA CVS/PHARMACY #10908		2			2
MIDDLEBURG PEDIATRICS			2	100%	2
MEDEXPRESS URGENT CARE - MARTINSVILLE		2			2
PEDIATRIC HEALTH CARE		1	1	50%	2
320 S TRANSIT ST		2			2
MIDWAY PRIMARY CARE LLC		2			2
QUEST DIAGNOSTICS CLINICAL LABORATORIES INC		2			2
LEE MEMORIAL HEALTH SYSTEM D/B/A			2	100%	2
FL DEPT OF HEALTH MARION COUNTY MOBILE HEALTH UNIT			2	100%	2
UNIVERSITY COMMUNITY HEALTH SERVICES		1	1	50%	2
Kroger 096 - The Little Clinic Orchard and Holly		2			2
MONROE URGENT CARE		2			2
AdventHealth Care Center Orlando North			2	100%	2
CVS AZ9290POCT PHOENIX		2			2
KETAMINE HEALTH CENTERS AT BONITA SPRINGS, LLC		2			2
LIFT HEALTH		2			2
JOHNNIE RUTH CLARKE LAB			2	100%	2
KAILOS GENETICS INC			2	100%	2
CLINICAL CARE ASSOCIATES			2	100%	2
FLORIDA MEDICAL CLINIC CARDIOLOGY-ZH			2	100%	2
PEDIATRICS IN NORTH FLORIDA PA			2	100%	2
MAGNOLIA ADULT, LLC			2	100%	2
FLORIDA COMMUNITY HEALTH CENTERS, INC.			2	100%	2
BOONES CREEK URGENT CARE		1	1	50%	2
MASSACHUSETTS DEPARTMENT OF HEALTH			2	100%	2
JUST BELIEVE RECOVERY CENTER			2	100%	2
Cedar Valley Nursing & Rehab Center		2			2
ALL4KIDZ PEDIATRICS LLC		2			2
MARTIN MEDICAL CENTER INC		1	1	50%	2
ARCPPOINT LABS OF ALTAMONTE SPRINGS			2	100%	2

COVID-19: testing by laboratory

Data through Feb 15, 2021 verified as of Feb 16, 2021 at 09:25 AM

Data in this report are provisional and subject to change.

The numbers in the table below represent the number of Florida and non-Florida residents for whom test results were received by the Department of Health. A person can be tested by more than one laboratory and can have both positive and negative results. **Therefore, the sum of the numbers in each column will be larger than the total number of people tested.**

Reporting lab	Inconclusive	Negative	Positive	Percent positive	Total
UWMC MONTLAKE DEPT OF LAB MED			2	100%	2
BAYSIDE URGENT CARE CENTER INC			2	100%	2
NEBRASKA MEDICAL CENTER			2	100%	2
BAYSTATE MEDICAL CENTER		1	1	50%	2
MAWD PATHOLOGY GROUP			2	100%	2
INTERMOUNTAIN MEDICAL CENTER			2	100%	2
Stillwater Healthcare		2			2
MERCY HEALTH LAB		1	1	50%	2
MERCY CONVENIENT CARE			2	100%	2
PUBLIC HEALTH LABORATORY	1		1	50%	2
CVS MA447POCT NORTHAMPTON		2			2
LAWRENCE GENERAL HOSPITAL			2	100%	2
MINUTECLINIC, DIAGNOSTIC OF TEXAS, LLC		2			2
SMITH NORTHVIEW HOSPITAL LAB			2	100%	2
AIRPORT CLINIC			2	100%	2
MINUTECLINIC DIAGNOSTIC PA #7110		2			2
OUR LADY OF THE LAKE REGIONAL MEDICAL CENTER			2	100%	2
SIGNATURE HEALTHCARE OF MIDDLEBURG		2			2
CVS KY4779POCT LOUISVILLE		2			2
MEDEXPRESS URGENT CARE - SPRINGDALE, S 40TH STREET		2			2
BOSTON MEDICAL CENTER			2	100%	2
JACKSON LABORATORY OF GENOMIC MEDICINE		2			2
MEDEXPRESS URGENT CARE - ANDERSON		2			2
OCALA REGIONAL KIDNEY CENTER-WEST			2	100%	2
CVS M08555POCT KANSAS CITY		2			2
CLARA MAASS TRANSITIONAL CARE UNIT		2			2
SANFORD REGIONAL HOSPITAL WORTHINGTON		2			2
SHORE MEDICAL CENTER		2			2
BENEVA LAKES ASSISTED LIVING CENTER			2	100%	2
DEKALB MEDICAL CENTER LABORATORY			2	100%	2
HENDRY/GLADES COUNTY HEALTH DEPARTMENT		2			2
Kings County Hospital Center			2	100%	2
ST. MARY'S MEDICAL CENTER EVANSVILLE, INC			2	100%	2
POINTE AT NEW PORT PLACE,THE		2			2
FLORIDA MEDICAL CENTER OF CLEARWATER		2			2
PEACEHEALTH CENTRAL		2			2
JORDAN VALLEY MEDICAL CENTER			2	100%	2
MEDEXPRESS URGENT CARE - JEANNETTE		2			2
MC DIAGNOSTIC OF CONNECTICUT, PC #252		1	1	50%	2
CVS IN6559POCT AVON		2			2
University Center East			2	100%	2
PHYSICIANS MEDICAL CENTER		2			2
NOVA SOUTHEASTERN UNIVERSITY - STUDENT MEDICAL CTR			2	100%	2
GENETIC ASSAYS INC			2	100%	2
MARCO ISLAND MEDICAL CENTER			2	100%	2
MERCY HOSPITAL			2	100%	2

COVID-19: testing by laboratory

Data through Feb 15, 2021 verified as of Feb 16, 2021 at 09:25 AM

Data in this report are provisional and subject to change.

The numbers in the table below represent the number of Florida and non-Florida residents for whom test results were received by the Department of Health. A person can be tested by more than one laboratory and can have both positive and negative results. **Therefore, the sum of the numbers in each column will be larger than the total number of people tested.**

Reporting lab	Inconclusive	Negative	Positive	Percent positive	Total
WALGREENS #3811			2	100%	2
COASTAL MEDICAL LAB			2	100%	2
ASANTE ROGUE REGIONAL MEDICAL CENTER L		2			2
SPRINGS MEDICAL LAB		1	1	50%	2
INTERCOASTAL FAMILY PRATICE			2	100%	2
GULF COAST MEDICAL CENTER RESPIRATORY CARE			2	100%	2
INTEGRATED REGIONAL LABS			2	100%	2
FASTCARE LLC			2	100%	2
PARKRIDGE MEDICAL CENTER			2	100%	2
CVS PA10034POCT PITTSBURGH		2			2
BLACKWATER RIVER			2	100%	2
NEMOURS CHILDREN'S PRIMARY CARE THE VILLAGES		2			2
ESCANDON DIAGNOSTIC CLINIC			2	100%	2
CARENOW LENEXA			2	100%	2
DALLAS BAPTIST UNIVERSITY - HEALTH SERVICES			2	100%	2
UMHC HOLLYWOOD LABORATORY			2	100%	2
CLINICAL PATHOLOGY LABORATORIES			2	100%	2
MC DIAGNOSTIC OF CONNECTICUT, PC #114		2			2
FLORIDA KEYS PED & ADOLES CTR			2	100%	2
MAYO CLINIC GROUP PRACTICE LABORATORY			2	100%	2
Alden Des Plaines			2	100%	2
CVS PA7611POCT ALLISON PARK		2			2
NIAGARA APOTHECARY INC		2			2
SOUTHERN SURGICAL ARTS		2			2
CVS PA2582POCT SPRINGFIELD		2			2
FLORIDA CLINICAL LABORATORY INC			2	100%	2
ACCESS CARE MEDICAL GROUP LLC		2			2
MEDEXPRESS URGENT CARE - WEXFORD		2			2
PHOEBE BERKS HEALTH CARE CENTER		2			2
NAVAL MEDICAL CENTER			2	100%	2
BERGEN COUNTY SURGICAL AND ENDOSCOPY CENTER		2			2
INVERNESS FAMILY CARE HIGH RISK PLLC			2	100%	2
LEXINGTON PLACE			2	100%	2
PRECISION DIAGNOSTIC INC		2			2
ACCESS MEDICAL GROUP OF FLORIDA CITY			2	100%	2
THE HOSPITAL OF PROVIDENCE EMERGENCY ROOM			2	100%	2
BAPTIST HEALTH LEXINGTON			2	100%	2
Iron County Medical Care Facility		2			2
AFC PHYSICIANS OF FLORIDA, PA			2	100%	2
VETERANS AFFAIRS MEDICAL CENTER - GREATER LOS ANGELES			2	100%	2
SARASOTA MEMORIAL MEDICAL URGENT CARE CENTER			2	100%	2
ManorCare Rehab Center of Marietta		2			2
UK HEALTHCARE			2	100%	2
MD NOW URGENT CARE MEDICAL CENTERS INC			2	100%	2
CVS TX1104POCT ALLEN		2			2
TMH EC NORTHEAST LABORATORY			2	100%	2

COVID-19: testing by laboratory

Data through Feb 15, 2021 verified as of Feb 16, 2021 at 09:25 AM

Data in this report are provisional and subject to change.

The numbers in the table below represent the number of Florida and non-Florida residents for whom test results were received by the Department of Health. A person can be tested by more than one laboratory and can have both positive and negative results. **Therefore, the sum of the numbers in each column will be larger than the total number of people tested.**

Reporting lab	Inconclusive	Negative	Positive	Percent positive	Total
HPH HOME CARE		1	1	50%	2
NYU WINTHROP LABORATORY		2			2
ADVENTHEALTH IMAGING PARTIN SETTLEMENT			2	100%	2
TGH Brandon Healthplex Laboratory			2	100%	2
NORTON IMMEDIATE CARE CENTER - PRESTON			2	100%	2
FAMILY FIRST PEDIATRICS			2	100%	2
BUFFALO CROSSINGS HEALTHCARE AND REHABILITATION CENTER			2	100%	2
MEDEXPRESS URGENT CARE - BRIDGEVILLE		2			2
HAMILTON COUNTY HEALTH DEPARTMENT		2			2
ST LUCIE COUNTY HEALTH DEPARTMENT		1	1	50%	2
RAINY LAKE MEDICAL CENTER			2	100%	2
Bedford Care Center of Hattiesburg		2			2
PICHARDO CLINIC, THE			2	100%	2
RCA LABORATORY SERVICES LLC			2	100%	2
GASTROENTEROLOGY ASSOCIATES			2	100%	2
MEMORIAL HERMANN CONSOLIDATED LABORATORY SERVICES			2	100%	2
SCIENTIFIC LABORATORY COMPANY		2			2
CROSSROADS			2	100%	2
UNDERGROUND FREE CLINIC		2			2
LABRADOR PRIMARY CARE CENTER			2	100%	2
CONWAY MEDICAL CENTER			2	100%	2
MID - FLORIDA PATHOLOGY LLC		1	1	50%	2
CVS MD4371POCT OCEAN CITY		2			2
ASCENSION ST VINCENT'S RIVERSIDE			2	100%	2
Kroger 328 - The Little Clinic Henderson Road		2			2
SOUTHERN TENNESSEE MEDICAL CENTER			2	100%	2
INTERNAL MEDICINE ASSOCIATES-DUNELLON			2	100%	2
MEDEXPRESS URGENT CARE - BROOKHAVEN		2			2
CHESTERFIELD HEALTHCARE GROUP, INC		2			2
VALLEY BAPTIST MEDICAL CENTER: BROWNSVILLE			2	100%	2
LIFESPRING COMMUNITY HEALTH		2			2
RIVER CITY MEDICAL ASSOCIATES, INC			2	100%	2
NONA PEDIATRIC CENTER			2	100%	2
CVS NJ837POCT MARLTON		2			2
CVS NC3803POCT MOORESVILLE		2			2
WISE HEALTH SYSTEM		1	1	50%	2
MINUTECLINIC 7196		2			2
CLINICA HISPANIA			2	100%	2
THE RIM URGENT CARE			2	100%	2
OURMED		2			2
OELWEIN HEALTH CARE CENTER		2			2
TRINITAS REGIONAL MEDICAL CENTER		1	1	50%	2
HOLY TRINITY PHARMACY LLC		2			2
AFTER HOURS PEDS			2	100%	2
DASCENA LAB			2	100%	2
CVS OH6149POCT UPPER ARLINGTON		1	1	50%	2

COVID-19: testing by laboratory

Data through Feb 15, 2021 verified as of Feb 16, 2021 at 09:25 AM

Data in this report are provisional and subject to change.

The numbers in the table below represent the number of Florida and non-Florida residents for whom test results were received by the Department of Health. A person can be tested by more than one laboratory and can have both positive and negative results. **Therefore, the sum of the numbers in each column will be larger than the total number of people tested.**

Reporting lab	Inconclusive	Negative	Positive	Percent positive	Total
INTERNAL MEDICINE & PEDIATRICS WELLNESS CENTER			2	100%	2
DOUGLASVILLE NURSING AND REHABILITATIO		2			2
SIGNATURE CARE LEWISVILLE-EMERGENCY CENTER		1	1	50%	2
HOPE HEALTH CARE, LLC		2			2
Hartwell Health and Rehabilitation		2			2
LOWELL GENERAL HOSPITAL			2	100%	2
Georgiana Health and Rehabilitation, LLC		2			2
KANSAS CITY VA MEDICAL CENTER			2	100%	2
BRITO MEDICAL CENTER			2	100%	2
EASTLAKE MEDICAL CENTER		2			2
CROSTOWN PHARMACY		2			2
NATIONAL JEWISH HEALTH			2	100%	2
FLORIDA DEPARTMENT OF HEALTH IN ALACHUA COUNTY -			2	100%	2
FALCON HEALTH CENTER			2	100%	2
SOUTH BEND MEDICAL FOUNDATION			2	100%	2
MATHER HOSPITAL			2	100%	2
BAYLOR COLLEGE OF MEDICINE			2	100%	2
BOSTON PUBLIC HEALTH COMMISSION			2	100%	2
PANCARE HEALTH - SNEADS ELEMENTARY			2	100%	2
CHNJ		2			2
MINUTECLINIC, LLC (CLINIC 10928)		2			2
SERENADES BY SONATA		1	1	50%	2
BOND COMMUNITY HEALTH CENTER			2	100%	2
CVS HEALTH, #1994		1	1	50%	2
DEPT OF HEALTH			2	100%	2
NYUMC CLINICAL LABORATORIES			2	100%	2
FLORIDA DEPARTMENT OF HEALTH (FDOH)			2	100%	2
BAPTIST HEALTH SURGERY CENTER AT NORTHPOINT			2	100%	2
LAKE MARY PEDIATRICS			2	100%	2
AFFORDABLE PRIMARY CARE LLC		2			2
ORLANDO LUTHERAN TOWERS		1	1	50%	2
WEAKLEY COUNTY REHAB AND NURSING CENTER		2			2
RDX BIOSCIENCE INC			2	100%	2
NEW BRIDGE MEDICAL CENTER		2			2
HARRINGTON PARK HEALTH AND REHAB		2			2
MINUTE CLINIC LLC #6765		2			2
WILLAMETTE VALLEY TOXICOLOGY LLC		2			2
CATHOLIC HEALTH LABORATORY SERVICES		2			2
METROHEALTH SYSTEM			2	100%	2
CVS M05724POCT KANSAS CITY		2			2
MEDEXPRESS URGENT CARE - FORT SMITH		2			2
CITY OF NEW YORK DEPARTMENT OF HEALTH			2	100%	2
CVS MD1881POCT DUNKIRK		2			2
RENFREW CENTERS INC		2			2
ADVENT HEALTH CENTRAL TEXAS		1	1	50%	2
UNIVERISTY OF MEMPHIS ATHLETIC TRAINI		2			2

COVID-19: testing by laboratory

Data through Feb 15, 2021 verified as of Feb 16, 2021 at 09:25 AM

Data in this report are provisional and subject to change.

The numbers in the table below represent the number of Florida and non-Florida residents for whom test results were received by the Department of Health. A person can be tested by more than one laboratory and can have both positive and negative results. **Therefore, the sum of the numbers in each column will be larger than the total number of people tested.**

Reporting lab	Inconclusive	Negative	Positive	Percent positive	Total
MINUTE CLINIC DIAGNOSTIC OF VIRGINIA, LLC #6292		2			2
LAKE BALDWIN			2	100%	2
CVS PA1657POCT YORK		1	1	50%	2
FLAGLER PROFESSIONAL HEALTH CAE SERVICES INC		2			2
YOUTH AND YOU, INC		2			2
MADISON HOSPITAL LABORATORY			2	100%	2
ACCESS LABORATORIES LLC			2	100%	2
GULF COAST REGIONAL MEDICAL CARE		2			2
RIGHT AT HOME			2	100%	2
IN AND OUT URGENT CARE			2	100%	2
APC PEDIATRICS			2	100%	2
CRUC CMCH-COVID-19		2			2
IN & OUT URGENT CARE METAIRIE			2	100%	2
GULF COAST IMMEDIATE CARE CENTER		1	1	50%	2
ADVANCE FAMILY PRACTICE LLC			2	100%	2
PRECISION CLINICAL RESEARCH			2	100%	2
Kroger 448 - The Little Clinic Mason		2			2
BAPTIST HOSPITAL OF MIAMI MCI BROWARD LABORATORY			2	100%	2
LIFETIME FAMILY URGENT CARE			2	100%	2
FULGENT GENETICS HOUSTON		2			2
CITRUS PARK			2	100%	2
NAPHCARE INC		2			2
FRESENIUS KIDNEY CARE			2	100%	2
CVS IN5696POCT FORT WAYNE		2			2
MIDLAND MEMORIAL HOSPITAL			2	100%	2
Kroger 745 - The Little Clinic Somerset		2			2
BIOMAT USA			2	100%	2
ARLINGTON DIALYSIS CENTER LLC		2			2
GILCHRIST COUNTY FIRE DEPARTMENT			2	100%	2
Sears Coastal Nursing and Rehab		2			2
Alden Terrace of McHenry			2	100%	2
Kroger 127 - The Little Clinic Lakewood-Alameda		2			2
PALMS OF FT MYERS,THE			2	100%	2
Gracemore Nursing and Rehab		2			2
VIRGINIA DEPT OF HEALTH OFFICE OF EPIDEMIOLOGY			2	100%	2
Manor Care-Kingston Court of York PA, LLC		2			2
MEMORIAL HERMANN			2	100%	2
URGENT CARE AND SURGERY CENTER			2	100%	2
Jackson Health Care Facility			2	100%	2
Heartland Healthcare Center Boca Raton			2	100%	2
CERTIVIA LABORATORIES			2	100%	2
DUKE HEALTH REGIONAL HOSPITAL			2	100%	2
MEDEXPRESS URGENT CARE-BLOOMFIELD AVEN		2			2
Birchaven		2			2
PATIENT FIRST MEDICAL CENTER-CARYTOWN			2	100%	2
NORTHSIDE FAMILY MEDICINE AND URGENT CARE (EAST COBB)		2			2

COVID-19: testing by laboratory

Data through Feb 15, 2021 verified as of Feb 16, 2021 at 09:25 AM

Data in this report are provisional and subject to change.

The numbers in the table below represent the number of Florida and non-Florida residents for whom test results were received by the Department of Health. A person can be tested by more than one laboratory and can have both positive and negative results. **Therefore, the sum of the numbers in each column will be larger than the total number of people tested.**

Reporting lab	Inconclusive	Negative	Positive	Percent positive	Total
Greystone Nursing and Rehab, LLC			2	100%	2
DALLAS MEDICAL CENTER			2	100%	2
VELOCITY URGENT CARE			2	100%	2
BERNHARDT LABORATORIES INC			2	100%	2
STANFORD HEALTH CARE ANATOMIC PATHOLOGY & CLINICAL LAB			2	100%	2
METHODIST MANSFIELD MEDICAL CENTER			2	100%	2
ALL PEDIATRIC CARE PA			2	100%	2
BAYLOR SCOTT & WHITE COMPREHENSIVE WOUND			2	100%	2
CVS IL8751POCT CHICAGO		2			2
ONE MEDICAL GROUP		1	1	50%	2
CVS PA2688POCT COLLEGEVILLE		2			2
MEDEXPRESS URGENT CARE-SELINSGROVE		2			2
AUSTIN REGIONAL CLINIC MICROBIOLOGY LAB			2	100%	2
ASPIRUS RIVERVIEW HOSPITAL & CLINICS INC		1	1	50%	2
MANSFIELD MEDICAL LODGE			2	100%	2
MANASOTA PEDIATRICS			2	100%	2
BAYCARE OUTREACH LAB			2	100%	2
UNITED MEMORIAL MEDICAL CENTER			2	100%	2
NORTH MCALLEN PEDIATRIC CENTER			2	100%	2
Holiday Retirement Home			2	100%	2
PARKLAND HEALTH & HOSPITAL			2	100%	2
DNA DIAGNOSTICS CENTER		2			2
AMICUS MEDICAL CENTER LLC			2	100%	2
AMERICAN MEDICAL LABORATORIES			2	100%	2
ADVENTHEALTH MEDICAL GROUP PEDIATRICS AT APOKA		2			2
GALEN BAYLOR EXTENSION		2			2
ONTARIO COUNTY PUBLIC HEALTH		2			2
MINUTECLINIC DIAGNOSTIC OF OHIO #4401		2			2
ST JOSEPH'S HOSPITAL INC			2	100%	2
ST. ELIZABETH HEALTHCARE			2	100%	2
Macon Valley Nursing and Rehabilitation Center		2			2
VILLA HEALTH NH LLC			2	100%	2
CREATIVE HEALTH CENTER			2	100%	2
RIVERVIEW MEDICAL CLINIC		2			2
EAST NAPLES PEDIATRICS			2	100%	2
EMERALD COAST PEDIATRICS & ADOL			2	100%	2
First Care Living Center/Essentia Health			2	100%	2
SOUTHEAST GEORGIA HEALTH SYSTEM			2	100%	2
Church Creek SNF			2	100%	2
NORTH DAKOTA VETERANS HOME		2			2
DEER'S HEAD CENTER		2			2
CVS TX2263POCT SAN ANTONIO		2			2
DOCTORS MEDICAL CTR OF WALTON COUNTY			2	100%	2
CPL LABS			2	100%	2
CVS TN7144POCT BARTLETT		2			2
SPECIALTY LABORATORIES			2	100%	2

COVID-19: testing by laboratory

Data through Feb 15, 2021 verified as of Feb 16, 2021 at 09:25 AM

Data in this report are provisional and subject to change.

The numbers in the table below represent the number of Florida and non-Florida residents for whom test results were received by the Department of Health. A person can be tested by more than one laboratory and can have both positive and negative results. **Therefore, the sum of the numbers in each column will be larger than the total number of people tested.**

Reporting lab	Inconclusive	Negative	Positive	Percent positive	Total
JULIE STAATS DO		2			2
MISSION HOSPITAL REGIONAL MEDICAL CENTER			2	100%	2
CVS MO10151POCT SPRINGFIELD		1	1	50%	2
GOLISANO PEDIATRICS PORT CHARLOTTE HARBOR		2			2
MD NOW URGENT CARE CENTER INC.			2	100%	2
LACORP		1	1	50%	2
CONCENTRA - PLANT CITY		2			2
Hackensack Univ Medical Center At Pasc		1	1	50%	2
SOUTHEASTERN INSTITUTE OF RESTORATIVE MEDICINE		1	1	50%	2
Lake Charles Healthcare LLC dba Landmark Lake Charles			2	100%	2
CVS PA5241POCT CHALFONT		2			2
MINUTE CLINIC DIAGNOSTIC OF VIRGINIA, LLC #1905		2			2
CLEVELAND CLINIC FLORIDA LABORATORY			2	100%	2
UNIVERSITY OF MISSOURI HEALTH CARE			2	100%	2
GOUVERNEUR HOSPITAL LABORATORY		2			2
CVS NC7047POCT DURHAM		2			2
GREEN POINT RX INC DBA ALTRU CHEMISTS		2			2
SARNO FAMILY PRACTICE		1	1	50%	2
A+ URGENT/PRIMARY CARE			2	100%	2
MINUTECLINIC DIAGNOSTIC PA #3344		2			2
ADVENTHEALTH EAST ORLANDO EMPLOYEE CLINIC		2			2
SUMMIT URGENT CARE PS			2	100%	2
APPLECARE VALDOSTA			2	100%	2
PALM CITY NURSING AND REHAB CENTER			2	100%	2
CVS PA7132POCT THORNDALE		2			2
COMMUNITY HEALTH CENTERS INC			2	100%	2
CVS SC4286POCT EASLEY		2			2
CHARLOTTE COUNTY HEALTH DEPARTMENT			2	100%	2
VA OUTPATIENT PHARMACY			2	100%	2
MEDEXPRESS URGENT CARE - SPRINGFIELD, COOLEY ST		2			2
PALM BEACH DIABETES & ENDOCRINE SPECIALISTS PA			2	100%	2
MINUTECLINIC #2797		2			2
Kroger 130 - The Little Clinic Colorado Springs		2			2
WELL HEALTH LABS			2	100%	2
STEWART ST ELIZABETH MEDICAL CENTER			2	100%	2
NLC LABS			2	100%	2
CALIFORNIA DIVISION OF COMMUNICABLE DISEASE CONTROL			2	100%	2
DAVENPORT PEDIATRICS CLERMONT PA		1	1	50%	2
CVS MINUTE CLINIC DIAGNOSTIC MED GRP		2			2
CVS NJ862POCT MARLBORO		2			2
BFT LAB			2	100%	2
CVS SC2497POCT LEXINGTON		2			2
CVS PA258POCT MCKEES ROCKS		2			2
Kroger 687 - The Little Clinic Sugar Hill		1	1	50%	2
Kroger 426 - The Little Clinic Suwanee		2			2
WALGREENS #05477		2			2

COVID-19: testing by laboratory

Data through Feb 15, 2021 verified as of Feb 16, 2021 at 09:25 AM

Data in this report are provisional and subject to change.

The numbers in the table below represent the number of Florida and non-Florida residents for whom test results were received by the Department of Health. A person can be tested by more than one laboratory and can have both positive and negative results. **Therefore, the sum of the numbers in each column will be larger than the total number of people tested.**

Reporting lab	Inconclusive	Negative	Positive	Percent positive	Total
ORANGE COUNTY HEALTH DEPARTMENT		1	1	50%	2
PREMIER MEDICAL LABORATORY			2	100%	2
MAGNOLIA MANOR OF COLUMBUS		2			2
CLEVELAND CLINIC IMAGING			2	100%	2
Kroger 020 - The Little Clinic Wheat Ridge		2			2
STATE OF FLORIDA			2	100%	2
SUMMERFIELD RETIREMENT LIVING, INC			2	100%	2
CDK LIBERTY ENTERPRISES, LLC		2			2
BAYSHORE MEDICAL CENTER			2	100%	2
BROOKDALE ALTAMONTE SPRINGS			2	100%	2
MINUTECLINIC DIAGNOSTIC OF KANSAS PA		2			2
DRR JMC URGENT CARE DONALD ROSS			2	100%	2
HAWAII DEPARTMENT OF HEALTH			2	100%	2
CVS GA7064POCT STOCKBRIDGE		2			2
OSF ST JOSEPH MEDICAL CENTER			2	100%	2
MEDEXPRESS URGENT CARE, HERMITAGE		1	1	50%	2
CVS IN7653POCT EVANSVILLE		1	1	50%	2
CVS NC2313POCT RALEIGH		2			2
NEW YORK PSYCHIATRIC INSTITUTE		2			2
SANTA ROSA COUNTY HEALTH DEPARTMENT			2	100%	2
TENNESSEE VALLEY HCS			2	100%	2
SANIBEL MEDICAL CLINIC			2	100%	2
MEASE COUNTRYSIDE HOSPITAL CARDIAC REH			2	100%	2
NEMOURS CHILDREN'S URGENT CARE			2	100%	2
FEDERAL CORRECTIONAL INSTITUTION MARIANNA			2	100%	2
STUDENT HEALTH SERVICES			2	100%	2
NASSAU UNIVERSITY MEDICAL CENTER DEPT		1	1	50%	2
KEY WEST HMA PHYSICIAN MANAGEMENT, LLC			2	100%	2
MARCO ISLAND HOSPITAL INC D/B/A		1	1	50%	2
BAPTIST HEALTHCARE - LAKEVIEW CENTER INC		2			2
CVS TX7162POCT HOUSTON		2			2
MEDEXPRESS URGENT CARE FOX CHAPEL		2			2
AZALEA HEALTH AND REHABILITATION		2			2
Manorcare Health Services West Reading North		2			2
MEMORIAL HOSPITAL OF CARBONDALE			2	100%	2
STARR CITY OF ROMA COMMUNITY CENTER			2	100%	2
FAMILY CARE SPECIALISTS OF ORLANDO			2	100%	2
TENNESSEE DEPARTMENT OF HEALTH (TDH) - REGIONAL LABORATORY			2	100%	2
SOUTH TAMPA AFTER HOURS CLINIC			2	100%	2
THE CLUB AT BOYNTON BEACH, LLC			2	100%	2
OCALA REGIONAL KIDNEY CENTER EAST			2	100%	2
EXPRESSCARE URGENT CARE CENTER			2	100%	2
SCDHEC BUREAU OF LABORATORIES			2	100%	2
NORTH COUNTRY FAMILY HEALTH CENTER INC		2			2
CVS NC7548POCT FUQUAY VARINA		1	1	50%	2
NATIONWIDE LABORATORY SERVICES		1	1	50%	2

COVID-19: testing by laboratory

Data through Feb 15, 2021 verified as of Feb 16, 2021 at 09:25 AM

Data in this report are provisional and subject to change.

The numbers in the table below represent the number of Florida and non-Florida residents for whom test results were received by the Department of Health. A person can be tested by more than one laboratory and can have both positive and negative results. **Therefore, the sum of the numbers in each column will be larger than the total number of people tested.**

Reporting lab	Inconclusive	Negative	Positive	Percent positive	Total
OSF SAINT FRANCIS MEDICAL CENTER			2	100%	2
MONICE DR.			2	100%	2
CVS OH5457POCT POWELL		2			2
PEDIATRIC ASSOCIATES PA		1	1	50%	2
CVS SC7567POCT BOILING SPRINGS		1	1	50%	2
SUNCREST OMNI		2			2
TRUSTBRIDGE			2	100%	2
John Knox Manor Inc II		1	1	50%	2
CVS GA5637POCT VILLA RICA		2			2
Robert Cranfield			2	100%	2
COMPLETE HEALTH MEDICAL CENTER			2	100%	2
CLEAR LAKE REGIONAL MEDICAL CENTER			2	100%	2
DOCTORS CARE OF PALM COAST			2	100%	2
ENVOY OF FORK UNION, LLC DBA ENVOY AT THE VILLAGE		2			2
THE WINDSOR ORTEGA		2			2
Kroger 739 - The Little Clinic La Grange Road		2			2
HUMILITY OF MARY HEALTH PARTNERS			2	100%	2
GIGI WOOD DAVIS DO-FAMILY MEDICINE		2			2
DAYTON CHILDRENS HOSPITAL LAB			2	100%	2
CAREWELL JW - WORCESTER LNC			2	100%	2
DELRAY BEACH HEALTH CENTER			2	100%	2
NORTHWELL HEALTH			2	100%	2
NORTHEAST PEDIATRICS			2	100%	2
GERM BUSTERS 911 LLC			2	100%	2
INTEGRITY CLINICAL RESEARCH CENTER INC		1	1	50%	2
WALGREENS #13605		2			2
MEMORIAL SLOAN KETTERING CANCER CENTER		1	1	50%	2
University Plaza Rehabilitation and Nursing			2	100%	2
MIAMI DADE MEDICAL RESEARCH INSTITUTE			2	100%	2
MEDEXPRESS URGENT CARE, LANCASTER WEST		1	1	50%	2
INSPIRE HEALTHCARE CENTER			2	100%	2
MINUTECLINIC DIAG OF IND, LLC #6908		2			2
BEAUFORT MEMORIAL			2	100%	2
EXPRESS CARE OF THE SHOALS		1	1	50%	2
USCG ABBOTT BINAXNOW		1	1	50%	2
MEDEXPRESS URGENT CARE-WILKINS TOWNSHIP, WILLIAM PENN HIGHWAY		2			2
TULANE MEDICAL CENTER			2	100%	2
STARR COUNTY MEMORIAL HOSPITAL			2	100%	2
RAPID RESULT CORP LLC		1	1	50%	2
ROPER HOSPITAL			2	100%	2
MINUTECLINIC DIAGNOSTIC, PA #10252		2			2
THOMASVILLE REGIONAL MEDICAL CENTER		2			2
ADVANTA ANALYTICAL LABORATORIES			2	100%	2
PEACE RIVER MEDICAL CENTER		2			2
DMC UNIVERSITY LABORATORIES		1	1	50%	2
Kroger 853 - The Little Clinic East Broad Street		2			2

COVID-19: testing by laboratory

Data through Feb 15, 2021 verified as of Feb 16, 2021 at 09:25 AM

Data in this report are provisional and subject to change.

The numbers in the table below represent the number of Florida and non-Florida residents for whom test results were received by the Department of Health. A person can be tested by more than one laboratory and can have both positive and negative results. **Therefore, the sum of the numbers in each column will be larger than the total number of people tested.**

Reporting lab	Inconclusive	Negative	Positive	Percent positive	Total
MEDICAL CITY DALLAS HOSPITAL			2	100%	2
WOMENS CARE FLORIDA LLC-LABORATORY		2			2
MINUTE CLINIC DIAGNOSTIC OF KANSAS PA		2			2
BMC/JACSONVILLE		1	1	50%	2
HARBORCHASE OF GAINESVILLE			2	100%	2
COOK HOSPITAL AND CARE CENTER		1	1	50%	2
FLORIDA MEDICAL CLINIC RADIOLOGY DALE MABRY		2			2
MINUTECLINIC DIAGNOSTIC OF PA LLC		2			2
CENTRAL ARKANSAS VETERANS HEALTHCARE SYSTEM - VETERANS AFFAIRS			2	100%	2
LABCORP OF AMERICA HOLDINGS		1	1	50%	2
PROVIDENCE LABORATORY SERVICES		2			2
WILSON MEMORIAL HOSPITAL			2	100%	2
CVS TX4397POCT CYPRESS		2			2
POINT OF CARE PRIVATE HEALTH MANAGEMENT			2	100%	2
MEDICAL CENTER LABORATORY			2	100%	2
MALABAR FAMILY PRACTICE		1	1	50%	2
Cortland Acres Association		2			2
ASSOCIATES IN UROGYNECOLOGY MD LLC		2			2
Kroger 125 - The Little Clinic Castle Rock		2			2
SPECTRA LABS		1	1	50%	2
GEISINGER MEDICAL CENTER		2			2
UF KANAPAH LAB BEAKER		2			2
MARQUESA MEDICAL		2			2
CVS NH6596POCT HAMPTON		2			2
MINUTECLINIC DIAGNOSTICS OF IND LLC		1	1	50%	2
CROSSROADS URGENT CARE DBA URGENT TEA		2			2
NEW GEN LABS			2	100%	2
MEMORIAL HERMANN HOSPITAL			2	100%	2
SARASOTA IMMEDIATE CARE			2	100%	2
WHITESANDS OUTPATIENT TREATMENT		2			2
RAPID URGENT CARE - ALBANY			2	100%	2
LAKEVIEW HEALTHCARE SYSTEM LLC			2	100%	2
JUPITER INTERNAL MEDICINE AND ASSOCIATES			2	100%	2
Luther Acres Manor		2			2
STARMED FAMILY & URGENT CARE			2	100%	2
BAYFRONT FAMILY HEALTH CENTER			2	100%	2
ADVENTIST HINSDALE HOSPITAL LABORATORY			2	100%	2
CARESPOT URGENT CARE		1	1	50%	2
WHOLE CHILD PEDIATRICS			2	100%	2
CARTER BLOOD CARE			2	100%	2
DESERT HOSPITAL/CPHU CLINICAL LABORATORY			2	100%	2
CVS OH6185POCT PICKERINGTON		2			2
Kroger 619 - The Little Clinic Hendersonville Indian Lake		2			2
UNIVERSITY HEALTH SERVICES RIVER CAMPUS		2			2
SOUTHEAST GEORGIA HEALTH SYSTEM, INC D		2			2
Kroger 412 - The Little Clinic Oxford		2			2

COVID-19: testing by laboratory

Data through Feb 15, 2021 verified as of Feb 16, 2021 at 09:25 AM

Data in this report are provisional and subject to change.

The numbers in the table below represent the number of Florida and non-Florida residents for whom test results were received by the Department of Health. A person can be tested by more than one laboratory and can have both positive and negative results. **Therefore, the sum of the numbers in each column will be larger than the total number of people tested.**

Reporting lab	Inconclusive	Negative	Positive	Percent positive	Total
MINUTECLINIC #1773		2			2
FKC AMELIA ISLAND DIALYSIS			2	100%	2
TEXAS REGIONAL ASTHMA & ALLERGY CENTER			2	100%	2
LEGACY LABORATORY SERVICES			2	100%	2
ILLINOIS DEPT OF PUBLIC HEALTH LABS			2	100%	2
ASCENSION ST MICHAEL'S HOSPITAL LAB		1	1	50%	2
MINUTECLINIC, LLC, DBA MINUTECLINIC #4		2			2
ATLAS GENOMICS			2	100%	2
BLUEWATER TOXICOLOGY			2	100%	2
MINUTECLINIC DIAGNOSTIC OF NEVADA-9586		1	1	50%	2
ORLANDO HEALTH PHYSICIAN GROUP			2	100%	2
SWEETWATER NURSING CENTER		2			2
MEDICAL CENTER OF CENTRAL GEORGIA			2	100%	2
GRAND VILLA OF DELRAY EAST		2			2
VA CBOC			2	100%	2
SUNSHINE STATE DIALYSIS			2	100%	2
ACKERMAN CANCER CENTER		2			2
WALKONCLINIC			2	100%	2
RHODE ISLAND DEPARTMENT OF HEALTH LABORATORIES			2	100%	2
GOLDSTEIN			2	100%	2
Great Lakes Health Center			2	100%	2
WEST COAST PEDIATRICS			2	100%	2
ST. JOSEPH REGIONAL MEDICAL CENTER			2	100%	2
CHILDREN'S MEDICAL CENTER-EAST ORLANDO			2	100%	2
HOUSTON HEALTH DEPARTMENT - BUREAU OF LABORATORY SERVICES			2	100%	2
PLASMA MED RESEARCH DBA		2			2
PALOS COMMUNITY HOSPITAL LABORATORY			2	100%	2
Bon Secours Place		1	1	50%	2
SHELL POINT HOME HEALTH			2	100%	2
Good Samaritan Society Waukon		2			2
MEDSTAR HARBOR HOSPITAL			2	100%	2
CEDARS-SINAI MEDICAL CENTER			2	100%	2
LAKE PEDIATRICS			2	100%	2
CVS IN6572POCT INDIANAPOLIS		2			2
TRUE HEALTH INC			2	100%	2
CARE NOW DENTON			2	100%	2
KIVA AT MOUNT DORA			2	100%	2
LAB CORP OF AMER SAN DIEGO			2	100%	2
SENDER RETREAT ADULT DAY CARE CENTERS			2	100%	2
ST JOHN'S RIVERSIDE HOSPITAL		2			2
FIRST PREVENTION AND DIALYSIS CENTER LLC			2	100%	2
ACM MEDICAL LABORATORY ALLIANCE			2	100%	2
ADVANCED MEDICAL OF FLORIDA			2	100%	2
UNIVERSITY OF MARYLAND MEDICAL CENTER			2	100%	2
NEW YORK STATE DEPARTMENT OF HEALTH		1	1	50%	2
SOUTHSIDE FAMILY MEDICAL		2			2

COVID-19: testing by laboratory

Data through Feb 15, 2021 verified as of Feb 16, 2021 at 09:25 AM

Data in this report are provisional and subject to change.

The numbers in the table below represent the number of Florida and non-Florida residents for whom test results were received by the Department of Health. A person can be tested by more than one laboratory and can have both positive and negative results. **Therefore, the sum of the numbers in each column will be larger than the total number of people tested.**

Reporting lab	Inconclusive	Negative	Positive	Percent positive	Total
AMEDISYS HOME HEALTH OF GREENVILLE			2	100%	2
CENTRAL FLORIDA FAMILY HEALTH CENTER		2			2
HAMILTON CHD		2			2
UW HOSPITAL AND CLINICS		1	1	50%	2
MEDLOGIC, LLC		2			2
CVS MINUTE CLINIC DIAGNOSTIC OF TN #3293		2			2
FHCP ASC - ORANGE CITY			2	100%	2
Kroger 571 - The Little Clinic Hendersonville		1	1	50%	2
POMONA VALLEY COMMUNITY HOSPITAL			2	100%	2
AGILE URGENT CARE			2	100%	2
NEMOURS CHILDRENS PRIMARY CARE			2	100%	2
UT PATH			2	100%	2
CVS CA9606POCT TEMECULA		2			2
MINUTECLINIC DIAGNOSTIC OF OHIO #6139		2			2
U OF MIAMI MILLER SCHOOL OF MEDICINE			2	100%	2
VANAYER HEALTHCARE AND REHAB CENTER		2			2
MEDEXPRESS URGENT CARE - OMAHA N 72 ST		2			2
HANOVER ENDOSCOPY CENTER		2			2
Walgreens #10207		2			2
GINKGO-IXLAYER		2			2
Delaware Court Healthcare Center		2			2
AUGUSTA HEALTH SKILLED CARE			2	100%	2
HOME CARE PHARMACY OF PALM COAST INC		2			2
CARE 365			2	100%	2
UNIVERSTIY OF ILLINOIS HOSPITAL			2	100%	2
MID AMERICA CLINICAL LABS			2	100%	2
BIONIC TECHNOLOGIES CORPORATION			2	100%	2
BRANDYWYNE HEALTH CARE CENTER			2	100%	2
Providence of Sparta Health and Rehabilitation		2			2
CVS MINUTE CLINIC DIAGNOSTIC OF KANSAS, PA		2			2
ANDERSON COUNTY HOSPITAL			2	100%	2
STUART SURGERY CENTER, LLC			2	100%	2
MIDDLE TENN MENTAL HEALTH INSTITUTE		2			2
87TH MEDICAL GROUP - MCGUIRE AMBULATORY CARE FACILITY		2			2
BRENTWOOD AT FORE RANCH			2	100%	2
NEMOURS CHILDREN'S URGENT CARE LAKE NONA			2	100%	2
JOSEPH SCHENKER MD PC		2			2
BAYMEADOWS PRIMARY CARE		2			2
Robert Wood Johnson University Hospital		1	1	50%	2
MOUNT SINAI AVENTURA DIAGNOSTIC CENTER			2	100%	2
Kroger 441 - The Little Clinic Middletown		2			2
THE FOUNTAIN AT BOCA CIEGA BAY		2			2
NAVAL BRANCH MEDICAL CLINIC			2	100%	2
CVS IL1170POCT JOLIET		2			2
MEDEXPRESS URGENT CARE - SOUTH CHARLESTON		2			2
LILY PHARMACY		2			2

COVID-19: testing by laboratory

Data through Feb 15, 2021 verified as of Feb 16, 2021 at 09:25 AM

Data in this report are provisional and subject to change.

The numbers in the table below represent the number of Florida and non-Florida residents for whom test results were received by the Department of Health. A person can be tested by more than one laboratory and can have both positive and negative results. **Therefore, the sum of the numbers in each column will be larger than the total number of people tested.**

Reporting lab	Inconclusive	Negative	Positive	Percent positive	Total
JOHN D. ARCHBOLD MEM. HOSPITAL			2	100%	2
ALVERNO CLINICAL LABORATORIES			2	100%	2
DELAWARE DIAGNOSTICS LABS			2	100%	2
PALMETTO FAMILY HEALTH CENTER			2	100%	2
MAIN STREET MEDICAL CENTERS		2			2
441 URGENT CARE-MULBERRY			2	100%	2
DELRAY BEACH HEALTH DEPT LAB			2	100%	2
LEGACY ER & URGENT CARE - FRISCO WEST			2	100%	2
MCLAREN REGIONAL MEDICAL CENTER			2	100%	2
MURFREESBORO MEDICAL CLINIC		2			2
ADVANCED MEDICAL CARE			2	100%	2
MILFORD REGIONAL HOSPITAL			2	100%	2
FLORIDA DEPARTMENT OF HEALTH IN LEE COUNTY		1	1	50%	2
MIDWAY SPECIALTY CARE RX LLC			2	100%	2
MID-FLORIDA PATHOLOGY LLC - MOBILE UNIT # 3			2	100%	2
CVS MO5655POCT LIBERTY			2	100%	2
WASHINGTON STATE DEPARTMENT OF HEALTH PUBLIC HEALTH LABORATORIES			2	100%	2
EXPEDIAN URGENT CARE			2	100%	2
Good Samaritan Society-Blackduck		1	1	50%	2
PROSPECT URGENT CARE			2	100%	2
PINARD HOME HEALTH SERVICES INC			2	100%	2
HEARTLAND HOME HEALTH CARE		2			2
SOUTH DAKOTA DEPARTMENT OF HEALTH		2			2
CHEROKEE COUNTY HEALTH AND REHAB CENTER		2			2
VALLEY MEDICAL LABORATORY			2	100%	2
ORMOND BEACH URGENT CARE			2	100%	2
MINUTECLINIC MINUTECLINIC #4978		1	1	50%	2
MINUTECLINIC DIAGNOSTIC MEDICAL		2			2
TRICORE REFERENCE LABORATORY		1	1	50%	2
MINUTECLINIC DIAGNOSTIC OF OHIO #6192		2			2
MEMORIAL HOSPITAL OF SOUTH BEND			2	100%	2
SPECTRUM HEALTH			2	100%	2
BELLIN HOSPITAL			2	100%	2
SIMMONS			2	100%	2
MID-FLORIDA HEMATOLOGY AND ONCOLOGY CENTERS		2			2
CONCENTRA - ORLANDO SOUTH II		2			2
JEFFERSON WASHINGTON TOWNSHIP HOSPITAL		2			2
STATCARE URGENT AND WALK-IN			2	100%	2
UNIVERSITY HOSPITAL OF BROOKLYN		2			2
LINIL VISITING NURSES, INC		2			2
GRACE HEALTHCARE OF LAKE WALES		1	1	50%	2
VAULT HEALTH			2	100%	2
MINUTE CLINIC DIAGNOSTIC OF VIRGINIA, LLC #7543		2			2
WISCONSIN STATE LABORATORY OF HYGIENE		1	1	50%	2
CVS MO4850POCT SPRINGFIELD		2			2
JOHNSON CITY MEDICAL CENTER		1	1	50%	2

COVID-19: testing by laboratory

Data through Feb 15, 2021 verified as of Feb 16, 2021 at 09:25 AM

Data in this report are provisional and subject to change.

The numbers in the table below represent the number of Florida and non-Florida residents for whom test results were received by the Department of Health. A person can be tested by more than one laboratory and can have both positive and negative results. **Therefore, the sum of the numbers in each column will be larger than the total number of people tested.**

Reporting lab	Inconclusive	Negative	Positive	Percent positive	Total
Walgreens #5984		2			2
CARE ATC SUN HYDRAULICS TALLAVAST			2	100%	2
Walgreens #12427		1	1	50%	2
VOLUNTEERS OF AMERICA OF FLORIDA			2	100%	2
LEE MEMORIAL HOSPITAL BLOOD GAS LAB			2	100%	2
WEST FLORIDA MEDICAL ASSOCIATES, PA			2	100%	2
MEDEXPRESS URGENT CARE - LINCOLN VILLA		2			2
CVS NC7213POCT MATTHEWS		2			2
MEDEXPRESS URGENT CARE - CEDAR KNOLLS		2			2
TWELVE OAKS RECOVERY CENTER			2	100%	2
APALACHEE CENTER INC		2			2
UNIVERSITY OF MIAMI SCCC RESEARCH LABORATORY			2	100%	2
POPLAR HEALTHCARE			2	100%	2
TEXAS HEALTH CARE			2	100%	2
HERNANDO CHILDREN'S			2	100%	2
NORTHEAST FLORIDA STATE HOSP-NURSING		2			2
CARE CENTERS OF NASSAU LLC MINER ROAD NORTH		2			2
OAKBRIDGE TERRACE AT SAE			2	100%	2
MEDEXPRESS URGENT CARE- ALLISON PARK		1	1	50%	2
Warren Center for Rehabilitation and Nursing		2			2
BD MEDICAL SYSTEMS			2	100%	2
PM PEDIATRICS OF SELDEN, PLLC		2			2
BAY CORRECTIONAL AND REHABILITATION FACILITY			2	100%	2
CLEARWATER PAIN MANAGEMENT ASSOCIATES			2	100%	2
GOLDMAN SACHS HEALTH CENTER		2			2
The Grand Rehabilitation & Nursing Utica		2			2
PALM MEDICAL CENTER - PLANT CITY		2			2
ADVOCATE SHERMAN HOSPITAL			2	100%	2
CORNERSTONE MEDICAL CARE OF BRANDON		2			2
MAJESTIC GUARDIANS			2	100%	2
CVS TX5877POCT PEARLAND		2			2
FLORIDA DEPARTMENT OF HEALTH IN ESCAMBIA COUNTY		1	1	50%	2
Iowa Veterans Home		2			2
MANATEE MEMORIAL HOSPITAL CLINICAL LABORATORY			2	100%	2
MINUTECLINIC DIAG OF IND, LLC #6553		2			2
NIBHA MEDIRATTA MD PL			2	100%	2
MEDEXPRESS URGENT CARE- COLUMBIA HEIGHTS		2			2
SWEDISH COVENANT HOSPITAL			2	100%	2
CENTRAL FLORIDA PRIMARY CARE			2	100%	2
Parkridge Specialty Care		2			2
PTC LABORATORIES			2	100%	2
CSS- TWELVE OAKS			2	100%	2
SACRED HEART HOSPITAL ON THE EMERALD			2	100%	2
EDGEWATER RETIREMENT MANOR			2	100%	2
MINUTECLINIC DIAG OF IND LLC #1138		1	1	50%	2
FLORIDA PRIMARY CARE CENTER PA		2			2

COVID-19: testing by laboratory

Data through Feb 15, 2021 verified as of Feb 16, 2021 at 09:25 AM

Data in this report are provisional and subject to change.

The numbers in the table below represent the number of Florida and non-Florida residents for whom test results were received by the Department of Health. A person can be tested by more than one laboratory and can have both positive and negative results. **Therefore, the sum of the numbers in each column will be larger than the total number of people tested.**

Reporting lab	Inconclusive	Negative	Positive	Percent positive	Total
Huntington Health Care and Rehabilitation Center		2			2
ASHLEY PEDIATRICS			2	100%	2
BROOKS -TLC HOSPITAL SYSTEM			2	100%	2
FLORIDA SCHOOL FOR THE DEAF & BLIND			2	100%	2
BAPTIST HOSPITAL NURSING/PATIENT CARE			2	100%	2
OAKMONT WEST- GREENVILLE SC		2			2
PM PEDIATRICS OF BAYSIDE, PLLC - MANHASSET		2			2
PruittHealth Lakehaven		2			2
HOME ACCESS HEALTH			2	100%	2
MINUTECLINIC OF NEVADA-2955 S FT APACH		2			2
GENESIS FAMILY PRACTICE			2	100%	2
Elba Nursing and Rehabilitation Center, LLC		2			2
PANCARE HEALTH - FRANKLIN CO			2	100%	2
MEDEXPRESS URGEN CARE - EAST BRUNSWICK		2			2
REGIONS HOSPITAL LABORATORY			2	100%	2
MINUTECLINIC, LLC #1452		2			2
ATHENA CARE RESOURCES LLC		2			2
FLORIDA MEDICAL CENTER			2	100%	2
COMMUNITY HEALTH CENTERS OF PINELLAS, INC			2	100%	2
PM PEDIATRICS OF BAYSIDE PLLC - HOPEWELL JUNCTION		2			2
CVS IL3163POCT OAK PARK		2			2
EMERALD TRACE		2			2
HCR MANOR CARE SERVICES OF FLORIDA III INC		2			2
SUNSHINE PHARMACY		2			2
ORLANDO FAMILY PHYSICIANS INC			2	100%	2
CQUENTIA NGS, LLC			2	100%	2
CVS PA4077POCT BELLE VERNON		2			2
WELLMED AT FORT PIERCE		1	1	50%	2
NEIGHBORCARE PHARMACY SERVICES		2			2
ACN PHYSICIANS GROUP CORP			2	100%	2
SPRING HILL REGIONAL HOSPITAL			2	100%	2
MEDEXPRESS URGENT CARE-SALINA, S 9TH ST		2			2
SUNBRIDGE CARE & REHAB FOR DECATUR		2			2
MEDEXPRESS URGENT CARE - LEDGEWOOD		2			2
CVS OH4301POCT NORTHFIELD		2			2
MOBILE HEALTH LABS LLC			2	100%	2
DR. G'S URGENT CARE			2	100%	2
Medilodge of Montrose		2			2
SUNNYSIDE MANOR		2			2
MEDAILLE COLLEGE WELLNESS CENTER		2			2
STOP URGENT CARE			2	100%	2
DURAND SENIOR CARE & REHAB CENTER		2			2
IVY ROSEN MD PLLC		2			2
ADVENTHEALTH MEDICAL GROUP INTERNAL MEDICINE AT			2	100%	2
SYNEOS HEALTH			2	100%	2
BLACK STALLION WALK IN AND EXERCISE CLINICS LLC		1	1	50%	2

COVID-19: testing by laboratory

Data through Feb 15, 2021 verified as of Feb 16, 2021 at 09:25 AM

Data in this report are provisional and subject to change.

The numbers in the table below represent the number of Florida and non-Florida residents for whom test results were received by the Department of Health. A person can be tested by more than one laboratory and can have both positive and negative results. **Therefore, the sum of the numbers in each column will be larger than the total number of people tested.**

Reporting lab	Inconclusive	Negative	Positive	Percent positive	Total
POMERENE HOSPITAL			2	100%	2
SUNCOAST TECHNICAL COLLEGE SCHOOL OF HEALTH		2			2
CHAPPEL GROUP RESEARCH, THE		2			2
Timber Ridge Health Care Center			2	100%	2
SAFE PMC		2			2
MINUTECLINIC, LLC #05891		1	1	50%	2
Kroger 686 - The Little Clinic Farragut		2			2
LPG PRIMARY CARE AT MATTHEW DRIVE		2			2
UT AUSTIN UNIVERSITY HEALTH SERVICES			2	100%	2
BIOHEALTH MEDICAL LAB INC			2	100%	2
CVS TX10140POCT THE WOODLANDS		2			2
MINUTECLINIC DIAG OF IND, LLC #5369		1	1	50%	2
CVS MO8581POCT BLUE SPRINGS		1	1	50%	2
HOLY FAMILY MEDICAL CENTER		1	1	50%	2
EXCEPTIONAL EMERGENCY CENTER - AMARILLO			2	100%	2
AMI ST FRANCIS HOSPITAL LABORATORY		1	1	50%	2
BLUETAIL MEDICAL GROUP, LLC		1	1	50%	2
MEMORIAL HEALTH UNIVERSITY MEDICAL CENTER			2	100%	2
TMH PHYSICIAN PARTNERS MONTICELLO		1	1	50%	2
Chatham Nursing and Rehab Center		2			2
MEDEXPRESS URGENT CARE - LINCOLN N 26T		2			2
SPRINGHILL SENIOR RESIDENCE		2			2
CVS IN6713POCT BLOOMINGTON		2			2
SIGNAL DIAGNOSTICS DBA FLOWHEALTH LABS			2	100%	2
SOUTHERN BREEZE HEALTHCARE		1	1	50%	2
VITAL CARE CLINIC, LLC			2	100%	2
PHYSICIANS CARE INC		1	1	50%	2
RIVERSIDE METHODIST HOSPITAL LAB			2	100%	2
Kroger 752 - The Little Clinic Central Station		2			2
MORRISTOWN MEMORIAL HOSPITAL		2			2
LEHIGH MEDICAL AND RESEARCH CENTER, INC			2	100%	2
Kroger 186 - The Little Clinic Holiday Manor		1	1	50%	2
Kroger 647 - The Little Clinic Newnan Crossings		1	1	50%	2
JRS LABORATORY			2	100%	2
REELFOOT FAMILY WALK IN CLINIC - TIPT		2			2
WARE EXPRESS CARE			2	100%	2
LEESBURG REGIONAL MEDICAL CENTER URGENT CARE			2	100%	2
TALLAHASSEE MEMORIAL HEALTHCARE FAMILY MED RESIDENCY			2	100%	2
UC CORAL GABLES			2	100%	2
Van Wert Manor		2			2
EXPRESS CARE WALK-IN CLINIC			2	100%	2
EASTSIDE SPORTS COMPLEX			2	100%	2
ROCKWALL URGENT CARE			2	100%	2
SUNCOAST BLOOD BANK			2	100%	2
WE CARE HOME HEALTH SOLUTIONS LLC			2	100%	2
DALLAS VA MEDICAL CENTER - VA NORTH TEXAS HEALTH CARE SYSTEM			2	100%	2

COVID-19: testing by laboratory

Data through Feb 15, 2021 verified as of Feb 16, 2021 at 09:25 AM

Data in this report are provisional and subject to change.

The numbers in the table below represent the number of Florida and non-Florida residents for whom test results were received by the Department of Health. A person can be tested by more than one laboratory and can have both positive and negative results. **Therefore, the sum of the numbers in each column will be larger than the total number of people tested.**

Reporting lab	Inconclusive	Negative	Positive	Percent positive	Total
HEALTH EXPRESS URGENT CARE			2	100%	2
FIRST CHOICE MEDICAL PC			2	100%	2
PALM BAY COMMUNITY OUTPATIENT CLINIC		2			2
WARD MEMORIAL HOSPITAL		2			2
RRMC CREEKSIDE LAB		2			2
PENSACOLA MEDICAL CLINIC LLC			2	100%	2
INSPIRIT SENIOR LIVING			2	100%	2
CVS CT1123POCT SOUTHBURY		2			2
Kroger 970 - The Little Clinic Westfield			1	100%	1
HEALTH PARTNERS REGIONAL HOSPITAL			1	100%	1
LEGACY ER AND URGENT CARE			1	100%	1
Garden View Care Center at Dougherty Ferry		1			1
LEE MEMORIAL HEALTH SYSTEM D/B/A LEE COMMUNITY		1			1
WY RETIREMENT CENTER		1			1
RIDGE OPTUM FLORIDA			1	100%	1
The Evangelical Lutheran Good Samaritan Society Prescott Village		1			1
LITTLE COMPANY OF MARY HOSPITAL			1	100%	1
MEDICAL CLINIC OF HOUSTON			1	100%	1
ORANGE PEDIATRICS PA			1	100%	1
Kingston Care Center of Fort Wayne		1			1
URGENTMED PLANTATION			1	100%	1
ALTA BATES SUMMIT MEDICAL CENTER CLINICAL LAB			1	100%	1
MED-LAKE LABORATORY, LLC			1	100%	1
PRIMARY CARE GROUP LLC		1			1
WYOMING COUNTY DEPARTMENT OF HEALTH		1			1
BLANCHARD VALLEY HOSPITAL LABORATORY			1	100%	1
PHYSICIANS IMMEDIATE CARE			1	100%	1
FLORHAM PARK ENDOSCOPY CENTER		1			1
KENNEDY BOULEVARD DIALYSIS			1	100%	1
BSA PHYSICIANS GROUP, INC D/B/A BSA FAMILY MEDICAL			1	100%	1
EMERSON HOSPITAL LABORATORY			1	100%	1
CENTRAL JERSEY URGENT CARE OF GREEN BR		1			1
ASCARATE DIALYSIS			1	100%	1
BOCA CIEGA CENTER			1	100%	1
HEALTH FIRST HOME CARE		1			1
Heritage Health of Peru			1	100%	1
Kroger 97 - The Little Clinic Hutchinson		1			1
VILLAGES HEALTH SYSTEM, LLC, THE			1	100%	1
GARDEN VIEW CARE CENTER		1			1
OCEANVIEW NURSING AND REHABILITAION CENTER			1	100%	1
MINUTE CLINIC DIAGNOSTICS OF IN, LLC #6252		1			1
SOUTHEAST MISSOURI HOSPITAL		1			1
BAYSIDE LABORATORIES INC		1			1
EILEEN TURBESSI MD PA		1			1
MED CHOICE CENTER OF NORTH MIAMI			1	100%	1
Fulton County Medical Center Long Term Care			1	100%	1

COVID-19: testing by laboratory

Data through Feb 15, 2021 verified as of Feb 16, 2021 at 09:25 AM

Data in this report are provisional and subject to change.

The numbers in the table below represent the number of Florida and non-Florida residents for whom test results were received by the Department of Health. A person can be tested by more than one laboratory and can have both positive and negative results. **Therefore, the sum of the numbers in each column will be larger than the total number of people tested.**

Reporting lab	Inconclusive	Negative	Positive	Percent positive	Total
AUTUMN HOUSE			1	100%	1
FLAGLER COUNTY BOARD OF COUNTY COMMISSIONERS			1	100%	1
FLORIDA MEDICAL CLINIC, LLC			1	100%	1
UHEALTH CORAL SPRINGS			1	100%	1
BRIAN C GRINER MD LLC			1	100%	1
Fairview			1	100%	1
PRACTITIONERS IN MOTION			1	100%	1
SYCAMORE MEDICAL CENTER-KETTERING HEALTH NETWORK			1	100%	1
ST. LUKES HOSPITAL			1	100%	1
C V S / PHARMACY #4396		1			1
EXPRESS WALK IN MEDICAL CENTER			1	100%	1
PLANT CITY FAMILY CARE		1			1
GOLDING-GRANADO MEDICAL ASSOCIATES		1			1
PRIME CARE FAMILY MEDICINE			1	100%	1
MEDEXPRESS URGENT CARE - LINCOLN		1			1
ST FRANCIS MEDICAL CENTER			1	100%	1
SOUTH DADE NURSING & REHABILITATION CENTER			1	100%	1
PROVIDENCE PORTLAND MEDICAL CENTER		1			1
GOOD SAMARITAN HOSPITAL			1	100%	1
ST ANTHONY COMMUNITY HOSPITAL LAB		1			1
KETTERING MEDICAL CENTER			1	100%	1
Riviera Health Resort		1			1
ASSOCIATES IN INTERNAL MEDICINE PA			1	100%	1
LOGAN COUNTY HOSPITAL			1	100%	1
Arlington Care Center			1	100%	1
AVERA SACRED HEART HOSPITAL			1	100%	1
YUMA REGIONAL MEDICAL CENTER			1	100%	1
The Center at Centennial			1	100%	1
HIGHLANDS CLINICAL LABORATORY			1	100%	1
LONESTAR 24HRER MANAGEMENT LLC DBA LONESTAR 24HRER			1	100%	1
ADVENTHEALTH MEDICAL GROUP ADULT AND SENIOR HEALTH			1	100%	1
WALGREENS NO 10512			1	100%	1
ENCORE AT BOCA RATON, THE			1	100%	1
ALABAMA REFERENCE LAB			1	100%	1
SOMA MEDICAL CENTER PA #3 GREENACRES			1	100%	1
AVON PARK CLUSTER		1			1
AURORA CONSOLIDATED LABORATORY			1	100%	1
Kroger 705 - The Little Clinic Richmond		1			1
Consulate Health Care of Tallahassee			1	100%	1
HEALTH NETWORK			1	100%	1
PEDIATRIC PARTNERS ZEPHYRHILLS			1	100%	1
PROGRESSIVE URGENT CARE, PC			1	100%	1
MID FLORIDA DERMATOLOGY ASSOCIATES PA			1	100%	1
Smg At Bridgewater Family Medicine		1			1
LANGLADE			1	100%	1
CMC MERCY LABORATORY			1	100%	1

COVID-19: testing by laboratory

Data through Feb 15, 2021 verified as of Feb 16, 2021 at 09:25 AM

Data in this report are provisional and subject to change.

The numbers in the table below represent the number of Florida and non-Florida residents for whom test results were received by the Department of Health. A person can be tested by more than one laboratory and can have both positive and negative results. **Therefore, the sum of the numbers in each column will be larger than the total number of people tested.**

Reporting lab	Inconclusive	Negative	Positive	Percent positive	Total
GALVESTON COUNTY HEALTH DISTRICT			1	100%	1
CVS AZ10150POCT PHOENIX		1			1
VITAL CARE			1	100%	1
Orchid Cove at Naples			1	100%	1
SARASOTA MEMORIAL HOSPITAL		1			1
VENETIAN GARDENS		1			1
Glenburn Home		1			1
MEDEXPRESS URGENT CARE-BRENTWOOD		1			1
Heritage of Red Cloud		1			1
MEDICAL ASSOCIATES OF CARTER		1			1
ADVENTHEALTH SENIOR CARE AT ORMOND			1	100%	1
MEDEXPRESS URGENT CARE - BENTONVILLE		1			1
MULTICARE PHYSICIANS			1	100%	1
MINUTE-CLINIC DIAGNOSTIC OF VIRGINIA, LLC #3949		1			1
MEMORIAL HOSPITAL WEST			1	100%	1
LAB TEST KENDALL LLC		1			1
PEDIATRIC ASSOCIATES - JACKSONVILLE			1	100%	1
SPORTS MEDICINE CLINIC - U OF WYOMING			1	100%	1
Life Care Center of Paradise Valley		1			1
ROSLYN INTERNAL MEDICINE		1			1
CONTINENTAL HOME HEALTH CARE INC			1	100%	1
ADVANCED MEDICAL LABORATORIES (AML)			1	100%	1
QUALITY LAB			1	100%	1
CVS PA1193POCT JENKINTOWN		1			1
QUEST DIAGNOSTICS INCORPORATED			1	100%	1
MISSISSIPPI VALLEY REGIONAL BLOOD CENTER			1	100%	1
HIGHLAND LABORATORY			1	100%	1
CHATSWORTH ASSISTED LIVING COMMUNITY AT PGA NATIONAL			1	100%	1
LabCorp L#09258295 M#09258285			1	100%	1
HSRE-ASL CASSELBERRY TRS, LLC			1	100%	1
POUDRE VALLEY HOSPITAL			1	100%	1
WESTOX LABS		1			1
WILMINGTON NURSING AND REHAB			1	100%	1
CVS CA9497POCT IRVINE		1			1
Community Care Center of Heritage House, LLC			1	100%	1
GWINNETT MEDICAL CENTER			1	100%	1
ST JOSEPHS CHILDRENS HOSPITAL PEDI TRANSPORT			1	100%	1
NORTH CAROLINA STATE LABORATORY OF PUBLIC HEALTH, SPECTRUM LAB NETWORK			1	100%	1
Washington County Nursing Home			1	100%	1
NYU LANGONE HUNTINGTON MEDICAL GROUP		1			1
CVS OH4359POCT HUDSON		1			1
DOCTORS HOSPITAL OF LAREDO			1	100%	1
PREMIUM HOME HEALTH CARE INC			1	100%	1
PANCARE HEALTH - BRUCE			1	100%	1
FLORIDA HOSPITAL TRANSPLANT CENTER		1			1
OHSU LABORATORY SERVICES		1			1

COVID-19: testing by laboratory

Data through Feb 15, 2021 verified as of Feb 16, 2021 at 09:25 AM

Data in this report are provisional and subject to change.

The numbers in the table below represent the number of Florida and non-Florida residents for whom test results were received by the Department of Health. A person can be tested by more than one laboratory and can have both positive and negative results. **Therefore, the sum of the numbers in each column will be larger than the total number of people tested.**

Reporting lab	Inconclusive	Negative	Positive	Percent positive	Total
Ashland Place Health and Rehabilitation, LLC		1			1
MEDICAL EXAMINERS OFFICE, LEESBURG			1	100%	1
Beth Shalom Home of Eastern Virginia			1	100%	1
KIOSK MEDICINE KENTUCKY LLC		1			1
SHAW MEDICAL GROUP LLC			1	100%	1
SKY LAKES MEDICAL CENTER		1			1
HOUSTON MEDICAL CENTER			1	100%	1
American Fork Care Center dba Heritage Care Center		1			1
Mountain City Care and Rehabilitation Center		1			1
ADVENTHEALTH HOME CARE WATERMAN			1	100%	1
H/L of West Ashley Rehabilitation and Nursing Center		1			1
ALLEGANY COUNTY DEPARTMENT OF HEALTH		1			1
Parkside Manor		1			1
Hillside Manor Rehabilitation and Extended Care Center		1			1
SUN CITY DIAGNOSTIC CENTER			1	100%	1
DEVITA		1			1
MARLBORO URGENT CARE		1			1
FIVE STAR PREMIER RESIDENCES OF POMPANO BEACH			1	100%	1
Kroger - KRO03400316			1	100%	1
WELLINGTON WEST 100176			1	100%	1
ATHENS MEDICAL CENTER			1	100%	1
MINUTECLINIC DIAGNOSTIC OF KANSAS, PC		1			1
SHERIDAN AT HOBE SOUND, THE			1	100%	1
Kroger 588 - The Little Clinic Thompsons Station		1			1
ALL PRO ORTHOPEDICS & SPORTS MEDICINE, PA			1	100%	1
EXACCARE KINGSTON, LLC			1	100%	1
SYNAPSE ANALYTICAL LABS		1			1
A.G. Rhodes		1			1
Accordius Health at Gastonia			1	100%	1
PARKWAY REGIONAL MEDICAL CENTER LAB			1	100%	1
CARING PROFESSIONAL HEALTH CARE LLC		1			1
HOLYOKE MEDICAL CENTER			1	100%	1
LAB. CORP. OF AMERICA			1	100%	1
Kroger 527 - The Little Clinic Hwy 70 S.		1			1
NEMOURS CHILDRENS URGENT CARE			1	100%	1
CHILDRENS HEALTHCARE CTE OF NORTHERN		1			1
ADVANCE GASTROENTEROLOGY			1	100%	1
J F K PEDIATRICS			1	100%	1
SUNY AT STONY BROOK			1	100%	1
PROVIDENCE HOSPITAL			1	100%	1
Riverside Nursing & Rehabilitation Center		1			1
BHA TITUSVILLE CLINIC			1	100%	1
Oakview Manor Health and Rehab		1			1
IDAHO HEALTH DEPARTMENT			1	100%	1
Crowne Health Care of Mobile		1			1
RIVERTON CBOC			1	100%	1

COVID-19: testing by laboratory

Data through Feb 15, 2021 verified as of Feb 16, 2021 at 09:25 AM

Data in this report are provisional and subject to change.

The numbers in the table below represent the number of Florida and non-Florida residents for whom test results were received by the Department of Health. A person can be tested by more than one laboratory and can have both positive and negative results. **Therefore, the sum of the numbers in each column will be larger than the total number of people tested.**

Reporting lab	Inconclusive	Negative	Positive	Percent positive	Total
Brown Memorial Home		1			1
HANCOCK REGIONAL HOSPITAL		1			1
ANDREWS			1	100%	1
MARYWOOD HEIGHTS		1			1
MINUTECLINIC DIAGNOSTIC, PA		1			1
CLINICAL LABORATORY DEPARTMENT			1	100%	1
CLINTON DRUG STORE		1			1
Kroger 539 - The Little Clinic Memorial Blvd.		1			1
CLINICAL MICROBIOLOGY LAB FAIRVIEW UNIVERSITY HOSPITAL			1	100%	1
Masonic Medical Research Institute			1	100%	1
WOMENS CARE FLORIDA LLC			1	100%	1
CFHC - FROSTPROOF			1	100%	1
MIAMI CHILDRENS HOSPITAL MIDTOWN OUTPATIENT CENTER			1	100%	1
Good Samaritan Society-Atkinson		1			1
COLONIAL MEDICAL CENTER-EAST ORLANDO			1	100%	1
PUBLIC HEALTH LABORATORIES			1	100%	1
ASANTE THREE RIVERS MEDICAL CENTER LAB		1			1
SC-GA2018 THE RIDGE REHABILITATION & H		1			1
VANAJA SUREDDI MD PA			1	100%	1
MEDEXPRESS URGENT CARE - BECKLEY		1			1
BIOLOGICAL AND CHEMICAL EMERGENCIES LABORATORY			1	100%	1
BAYFRONT CARDIOVASCULAR ASSOCIATES			1	100%	1
METHODISM MIDLOTHIAN MEDICAL CENTER			1	100%	1
PREVENTIVE CARDIOLOGY AND INTERNAL MEDICINE ASSOCI			1	100%	1
NEW ULM MEDICAL CENTER			1	100%	1
Oak Hill Health & Rehabilitation Center			1	100%	1
TALLAHASSEE DIALYSIS		1			1
MID-SOUTH URGENT CARE, PLLC			1	100%	1
THYROID SPECIALTY LABORATORY			1	100%	1
YOUR KIDS URGENT CARE			1	100%	1
TIMPANOGOS REGIONAL HOSPITAL			1	100%	1
OMNI HEALTHCARE INC			1	100%	1
CLARKSVILLE MANOR INC		1			1
CVS TN4624POCT KNOXVILLE			1	100%	1
TRIPLE O RESEARCH INSTITUTE PA			1	100%	1
VANDERBILT UNIVERSITY MEDICAL CENTER			1	100%	1
LANTANA HC LAB			1	100%	1
BLOSSOMS ASSISTED LIVING 1 LLC			1	100%	1
MAINE HEALTH AND ENVIRONMENTAL TESTING LABORATORY			1	100%	1
Walgreens #9890		1			1
Buena Vista Care Center		1			1
CITRUS DERMATOLOGY			1	100%	1
SOPHIA MEDICAL ASSOCIATES, PC			1	100%	1
Mayfair Village Nursing Care Center		1			1
Kroger - KRO01100688			1	100%	1
OMNICARE PHARMACY OF TEXAS 1, LP		1			1

COVID-19: testing by laboratory

Data through Feb 15, 2021 verified as of Feb 16, 2021 at 09:25 AM

Data in this report are provisional and subject to change.

The numbers in the table below represent the number of Florida and non-Florida residents for whom test results were received by the Department of Health. A person can be tested by more than one laboratory and can have both positive and negative results. **Therefore, the sum of the numbers in each column will be larger than the total number of people tested.**

Reporting lab	Inconclusive	Negative	Positive	Percent positive	Total
CHRISTUS SPOHN HOSPITAL			1	100%	1
SHRIVERS PHARMACY AND WELLNESS CENTER			1	100%	1
REHABILITATION CENTER OF SOUTH GEORGIA		1			1
CYPRESS CREEK DIALYSIS CTR			1	100%	1
Wedgewood Manor		1			1
KEY BISCAYNE PEDIATRIC ASSOCIATES INC			1	100%	1
SELECT SPECIALTY HOSPITAL - ORLANDO SOUTH			1	100%	1
Freedom Pointe at The Villages			1	100%	1
ONSLOW COUNTY HEALTH DEPARTMENT			1	100%	1
USCG AIR STATION CLEARWATER CLINIC			1	100%	1
WALGREENS # 12338		1			1
BREVARD COUNTY JAIL			1	100%	1
NEW YORK STATE DEPARTMENT OF HEALTH			1	100%	1
CLEVELAND CLINIC FLORIDA WAIVED			1	100%	1
BAPTIST HEALTH MEDICAL PLAZA			1	100%	1
Henry County Health and Rehabilitation		1			1
EAST END PEDIATRICS		1			1
SPRINGFIELD HOSPITAL			1	100%	1
STANDIFER PLACE		1			1
Cerenity Senior Care-White Bear Lake		1			1
OCALA RKC EAST HEMO #1			1	100%	1
SHANDS JACKSONVILLE CLINICAL CENTER			1	100%	1
SPECTRUM LUDINGTON			1	100%	1
CVS PA371POCT PHILADELPHIA		1			1
INNOVATIVE HEALTH DIAGNOSTIC OF CALIFORNIA			1	100%	1
PSL JAX BEACH OPERATIONS LLC			1	100%	1
HOLMES FAMILY PRACTICE PA			1	100%	1
LONGWOOD FAMILY MEDICINE			1	100%	1
CARENOW URGENT CARE-HENDERSONVILLE		1			1
SILVER SPRINGS SHORES DIALYSIS			1	100%	1
Raleigh Center (WV)			1	100%	1
BRISTOL REGINAL MEDICAL CENTER			1	100%	1
GSM OCED Subsection			1	100%	1
MINUTE CLINIC LLC #1909		1			1
LAKE VIEW COURT		1			1
US LABORATORIES			1	100%	1
MEDEXPRESS URGENT CARE - LEOMINSTER		1			1
MRMC LAB MICRO			1	100%	1
CHIPOLA QUICK CARE			1	100%	1
HEALTH GUAGE			1	100%	1
KEY WEST BRANCH MEDICAL CLINIC			1	100%	1
LABORATORY COPORATION OF AMERICA			1	100%	1
UT MD ANDERSON CANCER CENTER-TUMOR MARKER LAB			1	100%	1
GENESIS MICROBIOLOGY LAB		1			1
SPINE & PAIN CONSULTANT PLLC		1			1
EASTMAN HEALTHCARE & REHAB		1			1

COVID-19: testing by laboratory

Data through Feb 15, 2021 verified as of Feb 16, 2021 at 09:25 AM

Data in this report are provisional and subject to change.

The numbers in the table below represent the number of Florida and non-Florida residents for whom test results were received by the Department of Health. A person can be tested by more than one laboratory and can have both positive and negative results. **Therefore, the sum of the numbers in each column will be larger than the total number of people tested.**

Reporting lab	Inconclusive	Negative	Positive	Percent positive	Total
MEMORIAL HOSPITAL MIRAMAR WAIVED TESTING			1	100%	1
EAST SIDE CLINICAL LABORATORY			1	100%	1
NORTH FL SOUTH GA HCS-LAKE CITY			1	100%	1
SUNCOAST BEHAVIORAL HEALTH CENTER			1	100%	1
SANFORD HOME		1			1
PEDIATRIC ASSOCIATES - DORAL			1	100%	1
CROSSROADS URGENT CARE PLLC		1			1
DEL PRADO MEDICAL CENTER, INC		1			1
TARRANT MEDICAL ASSOCIATES			1	100%	1
GATEWAY HEALTHCARE, PC			1	100%	1
KROGER 915 - THE LITTLE CLINIC ANDERSON			1	100%	1
WillowBrooke Court at Westminster Village		1			1
NORTH BROWARD MEDICAL CENTER			1	100%	1
BROOKS REHAB			1	100%	1
NORTH COUNTY MEDICAL LAB			1	100%	1
HAYS CLINICAL LAB			1	100%	1
NORTHERN KENTUCKY HEALTH DEPARTMENT			1	100%	1
ADVANCED INDIVIDUALIZED MEDICINE OF NAPLES			1	100%	1
Peninsula Nursing and Rehabilitation Center		1			1
MEMORIAL HERMANN MEDICAL GROUP-ATASCOCITA PEDS			1	100%	1
PALMETTO LANDING			1	100%	1
WINTER GARDEN CHILDREN'S HEALTH CENTERS			1	100%	1
ADVENTHEALTH MEDICAL GROUP UROLOGY AT EAST ORLANDO		1			1
METRO HEALTH HOSPITAL LABORATORY		1			1
COVE AT THE MARBELLA,THE			1	100%	1
BAPTIST EMERGENCY HOSPITAL - KELLY			1	100%	1
Parkview Care Center			1	100%	1
San Antonio Residence and Rehabilitation Center		1			1
WALGREENS #10308		1			1
Kroger 894 - The Little Clinic NEC		1			1
SACRED HEART MEDICAL CENTER			1	100%	1
NEW HORIZON PRIMARY CARE LLC			1	100%	1
PM PEDIATRICS OF BAYSIDE, PLLC - RIVE		1			1
GATEWAY FAMILY HEALTH CLINIC			1	100%	1
MEDICAL LIFE-INC GUIDEWELL EMERGENCY MEDICINE			1	100%	1
ELKTON TRANSITIONAL CARE CENTER		1			1
CHILDREN'S NATIONAL MEDICAL CENTER			1	100%	1
CENTRAL FLORIDA HOSPITALIST			1	100%	1
GREATER MIAMI DIALYSIS			1	100%	1
AAA MEDICAL TESTING			1	100%	1
SYNERGY DIALYSIS INC			1	100%	1
AESTHETIC PHYSICIANS PC			1	100%	1
SAINT JOSEPHS HOSPITAL OF ATLANTA			1	100%	1
ALIMETRIX INC		1			1
OUCH URGENT CARE			1	100%	1
FAU MEMORY & WELLNESS CENTER			1	100%	1

COVID-19: testing by laboratory

Data through Feb 15, 2021 verified as of Feb 16, 2021 at 09:25 AM

Data in this report are provisional and subject to change.

The numbers in the table below represent the number of Florida and non-Florida residents for whom test results were received by the Department of Health. A person can be tested by more than one laboratory and can have both positive and negative results. **Therefore, the sum of the numbers in each column will be larger than the total number of people tested.**

Reporting lab	Inconclusive	Negative	Positive	Percent positive	Total
LAKELAND MEDICAL CENTER			1	100%	1
Alden Lincoln Park			1	100%	1
GUIDEWELL EMERGENCY MEDICINE DOCTORS LLC #33			1	100%	1
Kroger 400 - The Little Clinic Hartley Bridge Rd			1	100%	1
Miller Health Care Center			1	100%	1
Villages of St.Peters		1			1
WESTEX URGENT CARE, PLLC			1	100%	1
RAPID MEDLAB (002MO)		1			1
JOHN D. ARCHBOLD MEMORIAL HOSPITAL			1	100%	1
PALM COAST DRAW STATION/AMERICAN HEALTH ASSOCIATES		1			1
CVS MO5727POCT PLATTE CITY		1			1
HOME AIDE SVC OF EASTERN NY INC D/B/A		1			1
HEARTLAND REGIONAL MEDICAL CENTER		1			1
TILLAMOOK COUNTY GENERAL HOSPITAL LAB		1			1
LABONE		1			1
PEDIATRIC PARTNERS OF ZEPHYRHILLS PA			1	100%	1
ROCKLEDGE HEALTH & REHABILITATION CENTER			1	100%	1
LEHIGH REGIONAL WOUND CENTER			1	100%	1
CVS NV9586POCT RENO		1			1
WALGREENS #10854		1			1
PASCO COUNTY HEALTH DEPARTMENT			1	100%	1
LUMICO LIFE INSURANCE COMPANY		1			1
LAKE MARY DIALYSIS			1	100%	1
Villa Maria			1	100%	1
PROFESSIONAL DIALYSIS CENTER			1	100%	1
NORTH MIAMI BEACH SURGICAL CENTER			1	100%	1
PATHOLOGYT & LAB MEDICINE SERVICES			1	100%	1
Kroger 909 - The Little Clinic Hamilton			1	100%	1
HOCHBERG LOWER SCHOOL		1			1
1ST CHOICE URGENT CARE CENTER LLC			1	100%	1
Walgreens #5421		1			1
OAKMONT EAST- GREENVILLE SC, LLC		1			1
FLORIDA KEYS CONCIERGE MEDICINE, LLC		1			1
WW Chem Auto SS			1	100%	1
LANGLEY DIALYSIS			1	100%	1
RAPID MEDLAB (004MO)		1			1
UMASS MEMORIAL/MARLBORO HOSPITAL			1	100%	1
Bolingreen Health and Rehabilitation		1			1
PROGRESSIVE MEDICAL RESEARCH			1	100%	1
ALL CHILDRENS PEDIATRIC CLINIC			1	100%	1
CVS PA1074POCT KENNETT SQUARE		1			1
CLIFTON-FINE HOSPITAL LABORATORY		1			1
EXPRESS PHARMACY INC		1			1
CARE CONNECTIONS AT HOME LLC			1	100%	1
CVS IL8753POCT CHICAGO		1			1
HOLY CITY MED URGENT CARE			1	100%	1

COVID-19: testing by laboratory

Data through Feb 15, 2021 verified as of Feb 16, 2021 at 09:25 AM

Data in this report are provisional and subject to change.

The numbers in the table below represent the number of Florida and non-Florida residents for whom test results were received by the Department of Health. A person can be tested by more than one laboratory and can have both positive and negative results. **Therefore, the sum of the numbers in each column will be larger than the total number of people tested.**

Reporting lab	Inconclusive	Negative	Positive	Percent positive	Total
DAVENPORT PEDIATRICS PA			1	100%	1
PACE UNIVERSITY HEALTH CARE		1			1
RIVERSIDE COUNTY PUBLIC HEALTH LABORATORY			1	100%	1
CLEVELAND CLINIC OUTPATIENT LABORATORY			1	100%	1
CARENOW URGENT CARE - SPRING			1	100%	1
MINNESOTA DEPARTMENT OF HEALTH LABORATORY			1	100%	1
BAPTIST HEALTH SURGERY CENTER			1	100%	1
UNIVERSITY URGENT CARE			1	100%	1
IZ MEDICAL		1			1
MIAMI CEREBRAL PALSY RESIDENTIAL			1	100%	1
WESTCOAST FAMILY PRACTICE		1			1
NORTH OKALOOSA CLINIC CORP		1			1
INDIGO PALMS			1	100%	1
EXPRESS LAB LIVINGSTON			1	100%	1
THE INTERNAL MEDICAL GROUP		1			1
GENESIS HEALTH SYSTEM			1	100%	1
ABSOLUTE CAREGIVERS HOME HEALTH AGENCY INC			1	100%	1
DOYLESTOWN HOSPITAL			1	100%	1
CLEVELAND HEARTLAB			1	100%	1
GENESIS HOME HEALTH CARE SERVICES OF			1	100%	1
SIGNATURE CARE MIDLAND			1	100%	1
GENEVA FAMILY HEALTH			1	100%	1
TMH URGENT CARE CENTER			1	100%	1
Melbourne Terrace Rehabilitation Center			1	100%	1
MEMORIAL HOSPITAL LOS BANOS			1	100%	1
WHEATON FRANCISCAN LABORATORY			1	100%	1
MEDEXPRESS URGENT CARE - WICHITA, N MAIZE RD		1			1
Manor Care of Dallastown d/b/a ManorCare Health Services - Dallastown		1			1
SEATTLE-KING COUNTY			1	100%	1
CVS TX8351POCT BEAUMONT		1			1
MERCY MEDICAL CENTER INC			1	100%	1
FAMILY PRACTICE OF CENTRAL FLORIDA PA			1	100%	1
EVANS FAMILY CARE PA			1	100%	1
LIFE CARE CENTER OF HILTON HEAD		1			1
WALMART PHARMACY 10-4554		1			1
URGENT DOC -NACOGODOCHES CLINIC			1	100%	1
Crisp Regional Nursing and Rehab Center		1			1
WAKE FOREST MEDICAL CENTER LABORATORY			1	100%	1
TRINITY DIALYSIS			1	100%	1
PENNY PEDIATRICS		1			1
MINUTE CLINIC DIAGNOSTIC MED GRP OF CA		1			1
CVS AZ33POCT TEMPE		1			1
COASTAL PEDIATRICS LLC			1	100%	1
NEMOURS CHILDREN'S PRIMARY CARE			1	100%	1
WORKFORCE HEALTH DEPARTMENT			1	100%	1
Rehab Select of Talladega		1			1

COVID-19: testing by laboratory

Data through Feb 15, 2021 verified as of Feb 16, 2021 at 09:25 AM

Data in this report are provisional and subject to change.

The numbers in the table below represent the number of Florida and non-Florida residents for whom test results were received by the Department of Health. A person can be tested by more than one laboratory and can have both positive and negative results. **Therefore, the sum of the numbers in each column will be larger than the total number of people tested.**

Reporting lab	Inconclusive	Negative	Positive	Percent positive	Total
WALGREENS #5130			1	100%	1
HIGH DESERT COURT GROUP HOME			1	100%	1
SMA BEHAVIORAL HEALTH SERVICES INC		1			1
ADVANCE HEALTH AND WELLNESS SOLUTIONS			1	100%	1
MORSELIFE HOME CARE INC			1	100%	1
FRESENIUS KIDNEY CARE FORT WALTON BEACH			1	100%	1
GAMMA HEALTHCARE, INC		1			1
NABI		1			1
MD NOW MEDICAL CENTERS, INC			1	100%	1
GADSDEN FAMILY PRACTICE		1			1
CHATEAU MADELEINE - SENIOR LIVING & MEMORY CARE			1	100%	1
FAMILY MEDICAL CENTERS			1	100%	1
MID-FLORIDA PATHOLOGY LLC		1			1
TMH PHYSICIAN PARTNERS WAKULLA			1	100%	1
MEDEXPRESS URGENT CARE - WESTFIELD, E MAIN ST			1	100%	1
RAJ K PAI MD PA			1	100%	1
CARSON NURSING AND REHABILITATION CENTER		1			1
THE MEDICAL CENTER			1	100%	1
UNIVERSITY OF SOUTH FLORIDA			1	100%	1
HARTFORD HEALTH CARE & REHABILITATION			1	100%	1
WOOD COUNTY HEALTH DEPARTMENT			1	100%	1
ASSOCIATES MD MEDICAL GROUP INC			1	100%	1
ATLANTIS VISION CENTER			1	100%	1
CVS SC2250POCT COLUMBIA		1			1
MT SINA1 HOSPICE			1	100%	1
HENRY FORD HOSPITAL			1	100%	1
BIODORON LABORATORIES			1	100%	1
VIVIAN SIMMONS FAMILY PRACTICE			1	100%	1
BAYMEADOWS PEDIATRIC CARE		1			1
BAYLOR SCOTT & WHITE ALL SAINTS MEDICAL CENTER FT			1	100%	1
PREMIER PEDIATRICS			1	100%	1
NEW YORK UNIVERSITY MEDICAL CENTER			1	100%	1
UNIVERSITY OF VERMONT MEDICAL CENTER			1	100%	1
ALBANY MEDICAL CENTER			1	100%	1
Salem Hills Rehabilitation and Nursing Center		1			1
2504-HOMEWOOD		1			1
CENTRAL CAROLINA HOSPITAL			1	100%	1
RENOWN REGIONAL MEDICAL CENTER			1	100%	1
CVS NC7057POCT SHELBY		1			1
JP MORGAN CHASE HEALTH SERVICES			1	100%	1
MED & CO INVESTMENT LLC		1			1
CVS NE2741POCT LA VISTA		1			1
Sherwood Oaks Health Center			1	100%	1
NORTH WEST FLORIDA DIAGNOSTIC ENOCRINOLOGY CLINIC			1	100%	1
URGENT CARE OF COASTAL GEORGIA			1	100%	1
SIPERSTEIN DERMATOLOGY LLC			1	100%	1

COVID-19: testing by laboratory

Data through Feb 15, 2021 verified as of Feb 16, 2021 at 09:25 AM

Data in this report are provisional and subject to change.

The numbers in the table below represent the number of Florida and non-Florida residents for whom test results were received by the Department of Health. A person can be tested by more than one laboratory and can have both positive and negative results. **Therefore, the sum of the numbers in each column will be larger than the total number of people tested.**

Reporting lab	Inconclusive	Negative	Positive	Percent positive	Total
SUNCOAST RESEARCH GROUP LLC			1	100%	1
VA ST LOUIS HEALTH CARE SYSTEM			1	100%	1
ROSE HAVEN NURSING CENTER		1			1
Lemont Nursing and Rehab Center			1	100%	1
CVS MD1515POCT LEONARDTOWN		1			1
DILELLA			1	100%	1
FLORIDA MEDICAL CLINIC PA GI			1	100%	1
JPS HEALTH CENTER AT TRUE WORTH PLACE			1	100%	1
Bayou Vista Community Care Center			1	100%	1
WAKULLA URGENT CARE & DIAGNOSTIC			1	100%	1
AFC URGENT CARE CLEVELAND			1	100%	1
SKYRIDGE CLINICAL ASSOCIATES		1			1
HENRY FORD WEST BLOOMFIELD HOSPITAL			1	100%	1
Walgreens #11724		1			1
NHC HealthCare Anniston		1			1
Diversicare of Smyrna		1			1
PEDIATRIC PARTNERS			1	100%	1
GIBSON AREA PRIMARY CARE			1	100%	1
WESLEY MEDICAL CENTER			1	100%	1
CARENOW-MONTGOMERY			1	100%	1
CELEBRATION FAMILY PHYSICIANS LLC			1	100%	1
Livingston County Center for Nursing and Rehabilitation		1			1
Kroger 522 - The Little Clinic Gahanna		1			1
RAYMOND F CARON MD			1	100%	1
PALMETTO PRIMARY CARE PHYSICIANS			1	100%	1
DONALSONVILLE HOSPITAL			1	100%	1
DOCTOR TODAY URGENT CARE			1	100%	1
SEWALLS POINT PHARMACY INC			1	100%	1
SIGNATURE CARE COLLEGE STATION			1	100%	1
ATLANTIC DIAGNOSTICS			1	100%	1
TARRYTOWN PHARMACY			1	100%	1
Kroger 379 - The Little Clinic Stony Brook		1			1
SUMMIT LABORATORY			1	100%	1
Kroger 524 - The Little Clinic Iron Bridge Road		1			1
WESTON COUNTY HEALTH SERVICES			1	100%	1
Village Green Health & Rehabilitation		1			1
Kroger 531 - The Little Clinic Waterville		1			1
PEDIATRIC URGENT CARE CENTR OF FORT WORTH-LA GRAN			1	100%	1
DAYTONA BEACH HEALTH AND REHAB CENTER		1			1
RIDGEFIELD PEDIATRIC ASSOCIATES		1			1
OHIOHEALTH URGENT CARE			1	100%	1
BETHESDA HEALTH PHYSICIANS GROUP		1			1
Florence Nursing and Rehabilitation Center		1			1
HALE KUPUNA HERITAGE HOME		1			1
CARTERSVILLE MEDICAL CENTER			1	100%	1
NEW YORK CITY DEPARTMENT OF HEALTH			1	100%	1

COVID-19: testing by laboratory

Data through Feb 15, 2021 verified as of Feb 16, 2021 at 09:25 AM

Data in this report are provisional and subject to change.

The numbers in the table below represent the number of Florida and non-Florida residents for whom test results were received by the Department of Health. A person can be tested by more than one laboratory and can have both positive and negative results. **Therefore, the sum of the numbers in each column will be larger than the total number of people tested.**

Reporting lab	Inconclusive	Negative	Positive	Percent positive	Total
KIDS CARE PEDIATRICS PA			1	100%	1
Summit Medical Group Morristown Oncology		1			1
YOUTH HEALTH CENTER OF HUNTINGTON		1			1
TANGLEWOOD MANOR		1			1
CFCH - FROSTPROOF			1	100%	1
CENTRAL TX MEDICAL CENTER - LAB			1	100%	1
MEDEXPRESS URGENT CARE - TOPEKA, SW WANAMAKER RD		1			1
Good Samaritan Society - Albion		1			1
BEAUMONT REFERENCE LABORATORY			1	100%	1
Niles Nursing and Rehab. Center		1			1
URGENT TEAM MANAGEMENT OF TENNESSEE, L			1	100%	1
CVS MA2297677CV BOSTON		1			1
CELEBRATION HOSPITAL			1	100%	1
CVS OH6167POCT ASHLAND		1			1
Central Park Healthcare & Rehabilitation Center		1			1
SONNI'S PEDIATRICS			1	100%	1
ALPHA 1 ANTITRYPSIN RESEARCH PROGRAM			1	100%	1
FAMILY MEDICINE AT KISSIMMEE		1			1
HCL LABORATORIES			1	100%	1
CHESAPEAKE REGIONAL MEDICAL CENTER			1	100%	1
ASPIRUS WAUSAU HOSPITAL			1	100%	1
Accordius Health at Harrisonburg		1			1
ROYAL CARE MEDICAL CENTER			1	100%	1
VETERANS AFFAIRS MEDICAL CENTER - EAST ORANGE			1	100%	1
SUTTER GOULD MEDICAL FOUNDATION			1	100%	1
Kroger 444 - The Little Clinic Dent		1			1
CATHEDRAL GERONTOLOGY CENTER DBA CATHEDRAL CARES			1	100%	1
LCMC LAB SUBSECTION		1			1
DAYTONA BEACH CENTRA CARE			1	100%	1
NORTHEAST FLORIDA HEALTH SERVICES			1	100%	1
15 TO KNOW			1	100%	1
JFK INTERNAL MEDICINE FACULTY PRACTICE			1	100%	1
ELLIS HOSPITAL URGENT CARE CENTER LAB		1			1
LARKIN COMMUNITY HOSPITAL PALM SPRINGS CAMPUS			1	100%	1
OXY-GENLAB			1	100%	1
FLORIDA EPIDEMIOLOGY PROGRAM			1	100%	1
KATHY L ANDERSON DO PA			1	100%	1
PROVIDENCE ST PETER HOSPITAL		1			1
Hearthstone Nursing and Rehabilitation Center		1			1
BRADENTON DIALYSIS			1	100%	1
HEALTH ALLIANCE			1	100%	1
Elm Crest Senior Living Community		1			1
KID FIXERS		1			1
FIT4LIFE MEDICAL CENTER			1	100%	1
Lutheran Community at Telford		1			1
ASHLEY PEDICATRICS DAY AND NIGHT CLINIC			1	100%	1

COVID-19: testing by laboratory

Data through Feb 15, 2021 verified as of Feb 16, 2021 at 09:25 AM

Data in this report are provisional and subject to change.

The numbers in the table below represent the number of Florida and non-Florida residents for whom test results were received by the Department of Health. A person can be tested by more than one laboratory and can have both positive and negative results. **Therefore, the sum of the numbers in each column will be larger than the total number of people tested.**

Reporting lab	Inconclusive	Negative	Positive	Percent positive	Total
Cooperstown Center for Nursing and Rehabilitation		1			1
NANCY M WORTHINGTON MD PA			1	100%	1
Sage Bluff Health & Rehabilitation Center		1			1
VA OPTOMETRY CLINIC			1	100%	1
MED TECH CLINICAL LABORATORY		1			1
MEDEXPRESS URGENT CARE - CABOT			1	100%	1
THE HEART HOSPITAL BAYLOR PLANO			1	100%	1
DECATUR MORGAN HOSPITAL - DECATUR GENE		1			1
WINCHESTER HOSPITAL			1	100%	1
JMC TALLAHASSEE, LLC			1	100%	1
BAYSHORE DIALYSIS			1	100%	1
Garden Villa Bedford		1			1
ONPOINT URGENT CARE			1	100%	1
HELIX URGENT CARE			1	100%	1
YOUR HEALTH PEDIATRICS INC			1	100%	1
CACERES SPECIALIZED GYNECOLOGY		1			1
NORTH SHORE HEMATOLOGY-ONCOLOGY ASSOCIATES		1			1
CENTRAL TX URGENT CARE			1	100%	1
FLORIDA STATE UNIVERSITY HEALTH SERVICES			1	100%	1
COSTCO PHARMACY #1023			1	100%	1
STANLY REGIONAL MEDICAL CENTER			1	100%	1
Manassas Health & Rehab			1	100%	1
Kroger 699 - The Little Clinic Smyrna		1			1
SIMPLY HEALTHCARE AND WELLNESS CLINIC, PC			1	100%	1
C A R E S		1			1
MINUTECLINIC DIAG OF IND, LLC #6250		1			1
INDIANA STATE DEPARTMENT OF HEALTH CLINIC MICROBIOLOGY		1			1
GENESEE COUNTY HEALTH DEPARTMENT		1			1
EUGENE T FINAN, MD			1	100%	1
ARIZONA STATE LABORATORY			1	100%	1
Senatobia Healthcare & Rehab		1			1
REELFOOT FAMILY WALK-IN CLINIC		1			1
MEDSTAR HEALTH URGENT CARE			1	100%	1
TWIN			1	100%	1
Metairie Healthcare Center			1	100%	1
BROOKDALE AVONDALE (BU 04360)			1	100%	1
BAXTER REGIONAL MEDICAL CENTER			1	100%	1
COMMUNITY MEDICAL CARE			1	100%	1
GREYSTONE HOME HEALTH OF GREATER ORLANDO LLC		1			1
STAMFORD HOSPITAL			1	100%	1
ROBERTS WESLEYAN COLLEGE HEALTH CENTE		1			1
FAIRVIEW HOSPITAL			1	100%	1
BASCOM PALMER-MICRO LAB			1	100%	1
CVS CT288POCT BRISTOL		1			1
HEALTH EXPRESS		1			1
GEORGE WASHINGTON UNIVERSITY HOSPITAL			1	100%	1

COVID-19: testing by laboratory

Data through Feb 15, 2021 verified as of Feb 16, 2021 at 09:25 AM

Data in this report are provisional and subject to change.

The numbers in the table below represent the number of Florida and non-Florida residents for whom test results were received by the Department of Health. A person can be tested by more than one laboratory and can have both positive and negative results. **Therefore, the sum of the numbers in each column will be larger than the total number of people tested.**

Reporting lab	Inconclusive	Negative	Positive	Percent positive	Total
Imperial Healthcare Centre			1	100%	1
CONWAY - SHERWOOD URGENT CARE			1	100%	1
SHAH			1	100%	1
CHILDREN'S MEMORIAL HOSPITAL			1	100%	1
OPTUM MEDICAL CLINIC IN ROCKRIMMON			1	100%	1
Kroger 682 - The Little Clinic New Holland Market			1	100%	1
QUEST INC			1	100%	1
SSC NASHVILLE OPERATING CO LLC D/B/A		1			1
SANCHEZ CAZAU MEDICAL GROUP			1	100%	1
PENSACOLA PATHOLOGY		1			1
DEBORAH HEART AND LUNG CENTER		1			1
CHILDRENS SPECIALIST PEDIATRIC PULMMOLOGY &			1	100%	1
BREVARD FAMILY WALK IN CLINIC			1	100%	1
MEDCOR INC			1	100%	1
Robinson Terrace Rehabilitation and Nursing Center		1			1
WINTER PARK MEMORIAL HOSPITAL LABORATORY		1			1
LEXINGTON HOSPITAL CORPORATION			1	100%	1
FLAGLER CARE CENTER			1	100%	1
PHYSICIANS PREMIER			1	100%	1
Brynwood Health & Rehabilitation Center			1	100%	1
CERMAK HEALTH SERVICES			1	100%	1
ADVANCED RESEARCH AND DIAGNOSTIC LABORATORY UNIVERSITY OF MINNESOTA			1	100%	1
Baypoint Healthcare Center			1	100%	1
FOUNDATION LABORATORY			1	100%	1
HARDIN HEALTH INC		1			1
NSPIRE HEALTHCARE PLANTATION			1	100%	1
Excel Care Center			1	100%	1
MINUTECLINIC DIAGNOSTICS OF OKLAHOMA		1			1
CANDLER HOSPITAL			1	100%	1
CVS TX3292POCT WYLIE		1			1
ROYAL PALM PEDIATRICS			1	100%	1
Piney Grove Nursing and Rehabilitation Center		1			1
Ravenwood Speciality Care		1			1
PROGENESIS INC			1	100%	1
AZALEALAND NURSING HOME		1			1
SUPREME MEDICAL GROUP PLLC			1	100%	1
SUMMERFIELD PAIN MANAGEMENT			1	100%	1
FIRST CARE WALK IN CLINIC LLC			1	100%	1
MARTIN MEM FAMILY CARE AT ST LUCIE W			1	100%	1
Kroger 409 - The Little Clinic Hebron Marketplace			1	100%	1
CORNERSTONE DRUG AND GIFT INC		1			1
ST MICHAEL'S ELITE MEDICAL HOSPITAL			1	100%	1
SOWAL HEALTH & DRUG			1	100%	1
PARTNERS IN PRIMARY CARE		1			1
CVS OH4300POCT STRONGSVILLE		1			1
NEW ERA HEALTH CENTER INC		1			1

COVID-19: testing by laboratory

Data through Feb 15, 2021 verified as of Feb 16, 2021 at 09:25 AM

Data in this report are provisional and subject to change.

The numbers in the table below represent the number of Florida and non-Florida residents for whom test results were received by the Department of Health. A person can be tested by more than one laboratory and can have both positive and negative results. **Therefore, the sum of the numbers in each column will be larger than the total number of people tested.**

Reporting lab	Inconclusive	Negative	Positive	Percent positive	Total
JACKSONVILLE VA OPC			1	100%	1
VA SALT LAKE CITY HCS		1			1
PARK AVENUE DERMATOLOGY NORTH			1	100%	1
HOWELL BRANCH COURT			1	100%	1
TRAVIS LEE THOMPSON MD			1	100%	1
Vibralfife of El Paso Rehabilitation Center			1	100%	1
ADDINGTON PLACE EAST LAKE		1			1
PRINCIPLE DIAGNOSTICS LLC			1	100%	1
DEPARTMENT OF HEALTH SERVICES			1	100%	1
PINEVILLE PHARMACY			1	100%	1
BICKERTON, DAWN		1			1
GOSHEN MEDICAL CENTER			1	100%	1
BRIDGEWATER PARK ASSISTED LIVING LLC			1	100%	1
ADVENTHEALTH MEDICAL GROUP OBSTETRICS			1	100%	1
HARMONY HEALTHCARE ORLANDO INC		1			1
ADVANCED LABORATORY SERVICES			1	100%	1
LOUNDY		1			1
CVS AZ5026POCT MESA		1			1
AMD			1	100%	1
OPTUM OF HIALEAH		1			1
CVS PA2687POCT EXTON		1			1
ACUPATH LABORATORIES INC			1	100%	1
WEST BOYNTON DIALYSIS			1	100%	1
THE TOLEDO HOSPITAL			1	100%	1
MEDSTAR URGENT CARE, LLC			1	100%	1
SPRING VALLEY HOSPITAL MEDICAL CENTER			1	100%	1
SPECTRUM LABORATORY			1	100%	1
St Mary's d'Youville Pavilion		1			1
Kroger 895 - The Little Clinic Green Hills		1			1
CLEVELAND CLINIC AKRON GENERAL			1	100%	1
FAST PACE URGENT CARE			1	100%	1
LIBERTY HEALTH CENTER			1	100%	1
UNITYPOINT HEALTH TRINITY			1	100%	1
COLUMBIA CREST CARE & RAHAB		1			1
CHC SOUTHWEST FLORIDA LAB-LIVE			1	100%	1
WALGREENS #06025		1			1
WELLCARE URGENT CARE			1	100%	1
MEDICAL SPECIALISTS OF THE PALM BEACHES INC			1	100%	1
ALLIANCE MD DIRECT PRIMARY CARE			1	100%	1
LAKEVIEW REGIONAL HOSPITAL			1	100%	1
DIXITKUMAR N MODI MD PA			1	100%	1
MADISON AT OVIEDO			1	100%	1
Integrity Healthcare of Carbondale			1	100%	1
ADVENTHEALTH IMAGING LAKE NONA			1	100%	1
CHRISTUS GOOD SHEPHERD MEDICAL CENTER			1	100%	1
CAH ACQUISITION COMPANY 11 LLC			1	100%	1

COVID-19: testing by laboratory

Data through Feb 15, 2021 verified as of Feb 16, 2021 at 09:25 AM

Data in this report are provisional and subject to change.

The numbers in the table below represent the number of Florida and non-Florida residents for whom test results were received by the Department of Health. A person can be tested by more than one laboratory and can have both positive and negative results. **Therefore, the sum of the numbers in each column will be larger than the total number of people tested.**

Reporting lab	Inconclusive	Negative	Positive	Percent positive	Total
BAPTIST MEDICAL PLAZA AT WESTCHESTER			1	100%	1
LIFELINK OF FLORIDA			1	100%	1
AML DIAGNOSTICS- ADV TESTING IN METABOLIC MEDICINE			1	100%	1
CVS CA9103POCT ESCONDIDO		1			1
SC-GA2018 MCCORMICK REHAB & HEALTHCARE		1			1
HAWTHORNE HEALTH AND REHABILITATION			1	100%	1
MEDEXPRESS URGENT CARE - WAYNESBURG		1			1
MEDEXPRESS URGENT CARE, EDWARDSVILLE		1			1
Walgreens #10851		1			1
ST JOSEPH'S HOSPITAL NORTH LABORATORY			1	100%	1
CORNERSTONE OF RECOVERY INC		1			1
TENNOVA ER - SANGO			1	100%	1
Smg/North Jersey Hematology & Oncology		1			1
KNOX COMMUNITY HOSPITAL			1	100%	1
COX HEALTH SOUTH LAB			1	100%	1
MARINA DEL REY HOSPITAL LAB			1	100%	1
Mountain View Manor			1	100%	1
MEDEXPRESS URGENT CARE, MOSSIDE		1			1
BEAUMONT URGENT CARE		1			1
NYU LANGONE AMBULATORY CARE LAKE SUCCE		1			1
St. Josephs Hospital			1	100%	1
777 URGENT CARE			1	100%	1
Holly Hill Healthcare Center			1	100%	1
EAST FL CORE LAB			1	100%	1
PELICAN STATE OUTPATIENT CENTER			1	100%	1
RCP OF MEMORIAL WEST			1	100%	1
GARDENS AT MAPLEWOOD			1	100%	1
CVS OH3980POCT KENT		1			1
SISTERS MISSION			1	100%	1
CORPUS CHRISTI MEDICAL CENTER			1	100%	1
LABTEST LLC LABTEST DIAGNOSTICS			1	100%	1
MIL LAKE HEALTHCARE CENTER INC PEDIATRICS			1	100%	1
PUBLIX PHARMACY #0332		1			1
SOUTHWOOD NURSING & RETIREMENT CENTER		1			1
PEACE HEALTH FAMILY MEDICINE AT 87TH AVE		1			1
INSTANT MEDICAL CARE CENTER			1	100%	1
MOORE CLINICAL RESEARCH INC			1	100%	1
PARK LANE NURSING HOME		1			1
HYDE PARK MEDICAL CENTER		1			1
			1	100%	1
CVS MA957POCT WEST SPRINGFIELD		1			1
EPWORTH VILLAGE RETIREMENT COMMUNITY		1			1
MEMORIAL HOSPITAL - BELLEVILLE			1	100%	1
POMPANO BEACH ARTIFICIAL KIDNEY CENTER			1	100%	1
Kroger 825 - The Little Clinic Dorothy Lane		1			1
Vi at Aventura		1			1

COVID-19: testing by laboratory

Data through Feb 15, 2021 verified as of Feb 16, 2021 at 09:25 AM

Data in this report are provisional and subject to change.

The numbers in the table below represent the number of Florida and non-Florida residents for whom test results were received by the Department of Health. A person can be tested by more than one laboratory and can have both positive and negative results. **Therefore, the sum of the numbers in each column will be larger than the total number of people tested.**

Reporting lab	Inconclusive	Negative	Positive	Percent positive	Total
MEDERI CARETENDERS			1	100%	1
Kroger 57 - The Little Clinic Jay C Charlestown		1			1
Chateau Living Center			1	100%	1
WEST VIRGINIA UNIVERSITY HOSPITALS			1	100%	1
ROYAL OAK MEDICAL CENTER LLC DBA CHARACTER FAMILY			1	100%	1
ADAMS COUNTY HEALTH DEPARTMENT			1	100%	1
TMH CANCER CENTER LABORATORY			1	100%	1
NORTH RIVER FAMILY HEALTH CENTER			1	100%	1
JOSHUA E CHESIR MD		1			1
MEDERI CARETENDERS VS OF SE FL LLC DBA			1	100%	1
Wexner Heritage House			1	100%	1
STEWART MEDICAL GROUP INC			1	100%	1
PUBLIX PHARMACY # 1236			1	100%	1
CVS TX7288POCT DALLAS		1			1
SLIDELL MEMORIAL HOSPITAL			1	100%	1
RIVIERA BEACH HEALTH CENTER LAB			1	100%	1
RAPID CITY REGIONAL HOSPITAL -579 ATTN. LABORATORY		1			1
MY WELLNESS EXPRESS			1	100%	1
ACCOMPLISHED HOME CARE		1			1
MY URGENT CARE CLINIC			1	100%	1
DOCTORS HEARING			1	100%	1
107TH PLACE GROUP HOME		1			1
EVENING PEDIATRICS INC			1	100%	1
NHC Chattanooga			1	100%	1
MEDEXPRESS URGENT CARE - ST CLAIR, CLOVER DR.		1			1
BMC/NASSAU			1	100%	1
Kroger 618 - The Little Clinic Trail Creek Village		1			1
MEDEX CLINIC LLC			1	100%	1
ADVENTHEALTH DURAND			1	100%	1
Dugan Memorial Home		1			1
Eagle Health and Rehabilitation		1			1
HAPPY KIDZ PEDIATRICS PL			1	100%	1
PIONEER CLINICAL RESEARCH LLC			1	100%	1
Bethany Manor		1			1
CROSS CREEK HEALTH CARE		1			1
NORWALK HOSPITAL			1	100%	1
LADY OF THE SEA HOSPITAL LAB			1	100%	1
DOCTORS CARE - AIKEN MALL			1	100%	1
INTERNAL MEDICINE EMILIA MURRAY MD PA		1			1
WELLMED AT LINEBAUGH AVE			1	100%	1
JOHN PETER SMITH HOSPITAL- OB TRIAGE			1	100%	1
Kroger - KRO70300083			1	100%	1
MERITUS MEDICAL CENTER			1	100%	1
SOUTHEASTERN INTEGRATED MEDICAL PL			1	100%	1
Kroger 532 - The Little Clinic Murfreesboro		1			1
LEE MEMORIAL HOSPITAL OUTPATIENT SURGERY CENTER			1	100%	1

COVID-19: testing by laboratory

Data through Feb 15, 2021 verified as of Feb 16, 2021 at 09:25 AM

Data in this report are provisional and subject to change.

The numbers in the table below represent the number of Florida and non-Florida residents for whom test results were received by the Department of Health. A person can be tested by more than one laboratory and can have both positive and negative results. **Therefore, the sum of the numbers in each column will be larger than the total number of people tested.**

Reporting lab	Inconclusive	Negative	Positive	Percent positive	Total
XSTREMEMD			1	100%	1
MISSOURI DEPARTMENT OF HEALTH AND SENIOR SERVICES - STATE PH LAB		1			1
MEMORIAL SATILLA HEALTH			1	100%	1
CVS OH2486POCT NILES			1	100%	1
CVS NV3210POCT LAS VEGAS		1			1
ASHLEY PEDIATRICS DAY & NIGHT CLINIC			1	100%	1
ST. PETERSBURG PEDIATRICS-SEMINOLE			1	100%	1
NICKLAUS CHILDREN'S DORAL OUTPATIENT CENTER			1	100%	1
CORMEUM LAB SERVICES, LLC			1	100%	1
RESIDENCES AT MIAMI / REIGN GARDENS LLC, THE			1	100%	1
Kroger 667 - The Little Clinic Litchfield Park		1			1
JUPITER PEDIATRIC ASSOCIATES, PA			1	100%	1
ADVENTHEALTH MEDICAL GROUP PEDIATRICS DIABETES &			1	100%	1
MINUTECLINIC DIAGNOSTIC OF VIRGINIA, LLC		1			1
DW MCMILLAN MEMORIAL HOSPITAL LABORATORY			1	100%	1
COMMONWEALTH OF VIRGINIA DIVISION OF CONSOLIDATED LABORATORY SERVICES			1	100%	1
WINNIFRED ASSISTED LIVING FACILITY INC		1			1
SUNCOAST COMMUNITY HEALTH CENTERS INC		1			1
CVS MA41POCT TAUNTON		1			1
AFTER HOURS CLINIC			1	100%	1
CVS AZ5892POCT LAVERN		1			1
UF HEALTH THE VILLAGES			1	100%	1
MEDONE URGENT CARE			1	100%	1
SELF REGIONAL HEALTHCARE			1	100%	1
MED FIRST IMMEDIATE CARE AND FAMILY PRACTICE			1	100%	1
FLORIDA DEPARTMENT OF HEALTH PALM BEACH COUNTY			1	100%	1
Kroger 541 - The Little Clinic Long Hollow Pike		1			1
ICARE		1			1
NORTHSIDE HOSPITAL DULUTH			1	100%	1
WALKIN MEDICAL URGENT CARE,NEW CITY			1	100%	1
WALGREEN#12147		1			1
ENCOMPASS HEALTH REHABILITATION OF ALTAMONTE			1	100%	1
MORGAN STANLEY HEALTH CENTER		1			1
CAREHERE LLC			1	100%	1
TREASURE COAST PRIMARY CARE		1			1
SOUTHWEST ORLANDO FAMILY MEDICINE, PL			1	100%	1
OPTUM PRIMARY CARE			1	100%	1
HUDSON REGIONAL HOSPITAL			1	100%	1
TCPA CLINICAL LABORATORIES			1	100%	1
SOUTHEASTERN HEALTH FACILITIES, INC		1			1
PINNACLE DIALYSIS		1			1
Kroger 126 - The Little Clinic Cottonwood		1			1
TREEHOUSE PEDIATRICS & FAMILY CARE		1			1
MED-LAKE LABORATORY			1	100%	1
NORTHWEST FLORIDA SPECIALTY PHYSICIANS LLC		1			1
LOUIS STOKES CLEVELAND VA MEDICAL CENTER			1	100%	1

COVID-19: testing by laboratory

Data through Feb 15, 2021 verified as of Feb 16, 2021 at 09:25 AM

Data in this report are provisional and subject to change.

The numbers in the table below represent the number of Florida and non-Florida residents for whom test results were received by the Department of Health. A person can be tested by more than one laboratory and can have both positive and negative results. **Therefore, the sum of the numbers in each column will be larger than the total number of people tested.**

Reporting lab	Inconclusive	Negative	Positive	Percent positive	Total
UT HEALTH RGV CLINICAL LABORATORY			1	100%	1
The Carrington		1			1
FRASER MEMORIAL HOSPITAL			1	100%	1
Court House Center		1			1
KROGER 785 - THE LITTLE CLINIC DIXIE HWY		1			1
LAB PLUS, LLC AT ASCENSION SAINT THOMA		1			1
Country View of Sunbury			1	100%	1
TAYLOR COUNTY HEALTH DEPARTMENT			1	100%	1
QC LABORATORY			1	100%	1
LAKE REGIONAL HEALTH			1	100%	1
MOSOLF PEDIATRICS PA			1	100%	1
MEADOWS PARK HEALTH AND REHABILITATION		1			1
FALKVILLE HEALTHCARE		1			1
MEDICAL ASSOCIATES OF BREVARD LLC		1			1
LabCorp of America			1	100%	1
MEDAC AT PORTERS NECK			1	100%	1
Orange City Nursing and Rehab Center			1	100%	1
SANTA CLARA VALLEY MEDICAL CENTER			1	100%	1
MEDEXPRESS-DOVER		1			1
MDS PHARMA SERVICES		1			1
ALLIED PHYSICIANS GROUP		1			1
USC VERDUGO HILLS HOSPITAL			1	100%	1
Hillside Rehab and Care Center			1	100%	1
Juniper Village at Bucks County		1			1
TAMPA HEALTH CARE PROVIDERS PA		1			1
CARESPOT EXPRESS HEALTHCARE BOYNTON BEACH			1	100%	1
Strasburg Care Center		1			1
COLOMBO'S PHARMACY		1			1
FAIRVIEW SOUTHDAL			1	100%	1
BAYLOR SCOTT & WHITE MEDICAL SURGICAL CLINIC			1	100%	1
CVS TX8322POCT AUSTIN		1			1
HARRIS URGENT CARE CENTER			1	100%	1
CLERMONT PEDIATRICS, PA			1	100%	1
MEDEXPRESS URGENT CARE-MEADVILLE			1	100%	1
MAURY REGIONAL MEDICAL CENTER		1			1
Falmouth By The Sea			1	100%	1
441 URGENT CARE CENTER - BROWNWOOD			1	100%	1
Community Compassion Center of Batesville			1	100%	1
ADVENTHEALTH PHYSICIAN GROUP - APPLEWOOD			1	100%	1
ARCADIA DIALYSIS CENTER			1	100%	1
Rio Grande City Nursing and Rehab Center			1	100%	1
MEDEXPRESS URGENT CARE - ROSS TOWNSHIP		1			1
PRIMARY HEALTH CARE ASSOCIATES INC			1	100%	1
NATIONAL INSTITUTES OF HEALTH CLINICAL CENTER			1	100%	1
STEWART FLORIDA ALF, INC			1	100%	1
NEW RIVER HEALTH DISTRICT			1	100%	1

COVID-19: testing by laboratory

Data through Feb 15, 2021 verified as of Feb 16, 2021 at 09:25 AM

Data in this report are provisional and subject to change.

The numbers in the table below represent the number of Florida and non-Florida residents for whom test results were received by the Department of Health. A person can be tested by more than one laboratory and can have both positive and negative results. **Therefore, the sum of the numbers in each column will be larger than the total number of people tested.**

Reporting lab	Inconclusive	Negative	Positive	Percent positive	Total
CUSTOM SCRIPTS PHARMACY		1			1
A G RHODES HOME AT WESLEY WOODS		1			1
CVS NM7242POCT ALBUQUERQUE		1			1
FLAGLER PROFESSIONAL HEALTH CARE SERVICES INC		1			1
SANFORD LABORATORIES WATERTOWN			1	100%	1
BROOKSHIRE, THE			1	100%	1
Heartland of Perrysburg		1			1
RIVERSIDE MEDICAL CENTER		1			1
CITRONELLE HEALTH AND REHABILITATION CENTER		1			1
CHRISTIANA HOSPITAL		1			1
PALOMAR MEDICAL CENTER			1	100%	1
PUBLIX PHARMACY #1114			1	100%	1
OCEAN MEDICAL CENTER		1			1
HIGHLAND PARK LAKEWOOD PRESTON HOLLOW			1	100%	1
CHAMBREL AT PINECASTLE			1	100%	1
LAREDO EMERGENCY ROOM			1	100%	1
WELLMED AT BRANDON REGIONAL		1			1
SOUTH TEXAS HEALTH SYSTEM ER - WARE ROAD			1	100%	1
LAKE SUCCESS EXTENDED CARE		1			1
MEDCARE QUALITY MEDICAL CENTER LLC			1	100%	1
EAST RIDGE RETIREMENT VILLAGE INC		1			1
CENTRAL ALABAMA HEALTH CARE SYSTEM			1	100%	1
Kroger 465 - The Little Clinic Oakley		1			1
SUREPOINT URGENT CARE PADRE ISLAND			1	100%	1
ST. MARY MEDICAL CENTER		1			1
Kroger 101 - The Little Clinic Hill Top		1			1
Medicalodges Neosho			1	100%	1
ABSOLUTE QUICK CARE			1	100%	1
Piqua Manor		1			1
Kroger - KR003500568			1	100%	1
SPECIALTY DRUG TESTING			1	100%	1
NEVADA DEPARTMENT OF HEALTH AND HUMAN SERVICES			1	100%	1
Shoreline Care Center			1	100%	1
TEXAS HEALTH ARLINGTON MEMORIAL		1			1
SOUTHWEST FLORIDA DIVISION LAB			1	100%	1
SACRED HEART HEALTH SYSTEM- MIDWIFE PROGRAM			1	100%	1
OMAHA VA MEDICAL CENTER			1	100%	1
BOND COUNTY HEALTH DEPARTMENT			1	100%	1
Walgreens #5065		1			1
PEDRO MENENDEZ HEALTH CENTER AT ST JOHNS			1	100%	1
Vista Park			1	100%	1
DIMITT REGIONAL HOSPITAL			1	100%	1
DEPT OF VA MEDICAL CENTER - MIAMI			1	100%	1
SAINT PETE MRI			1	100%	1
NORTHSIDE FAMILY MEDICINE AND URGENT CARE (HOLLY SPRINGS)		1			1
PALMETTO CHARTER SCHOOL		1			1

COVID-19: testing by laboratory

Data through Feb 15, 2021 verified as of Feb 16, 2021 at 09:25 AM

Data in this report are provisional and subject to change.

The numbers in the table below represent the number of Florida and non-Florida residents for whom test results were received by the Department of Health. A person can be tested by more than one laboratory and can have both positive and negative results. **Therefore, the sum of the numbers in each column will be larger than the total number of people tested.**

Reporting lab	Inconclusive	Negative	Positive	Percent positive	Total
ULTIMATE KIDNEY CARE			1	100%	1
NEW MILFORD HOSPITAL			1	100%	1
AFFILIATED LABORATORIES INC			1	100%	1
Wildwood Healthcare		1			1
SPRINGBROOK HOSPITAL			1	100%	1
PERRY COUNTY NURSING HOME		1			1
PHYSICIAN ASSOCIATES, LLC			1	100%	1
HALEYVILLE HEALTH CARE CENTER		1			1
ANDERSON FAMILY MEDICINE			1	100%	1
METROPOLITAN			1	100%	1
VISTA LAKE ASSISTED LIVING			1	100%	1
ORCHID TERRACE		1			1
VERITAS GENETICS, INC.			1	100%	1
JAX FAMILY CARE		1			1
FLORIDA HOME HEALTH			1	100%	1
JACKSON MADISON CO. GEN. HOSPITAL			1	100%	1
LITTLE FALLS HOSPITAL LABORATORY		1			1
BEAUMONT HOSPITAL			1	100%	1
SUN CLINICAL LABORATORIES			1	100%	1
BAYOU URGENT CARE			1	100%	1
HELGEMO & LIOU PEDIATRICS			1	100%	1
PALM BEACH DIABETES AND ENDOCRINE SPECIALISTS, PA			1	100%	1
COMMUNITY			1	100%	1
SOUTHWEST REGIONAL PCR LABORATORY			1	100%	1
THE LITTLE CLINIC LLC			1	100%	1
HEALTHFORCE PARTNERS INC			1	100%	1
Kroger 390 - The Little Clinic North College Hill		1			1
REGIONAL MED CTR BAYONET POINT			1	100%	1
PEDRO L ORTEGA MD PA			1	100%	1
PM PEDIATRICS OF BAYSIDE PLLC - BELLER		1			1
HEALTHPLUS			1	100%	1
MINUTECLINIC DIAGNOSTIC OF NEW MEXICO LLC #7552		1			1
HELIX BIOMEDICS LLC			1	100%	1
SILVERMAN			1	100%	1
IVY CREEK HEALTHCARE & WELLNESS CENTRE			1	100%	1
CONSULATE HEALTH CARE OF VERO BEACH			1	100%	1
FLORIDA DIGESTIVE AND LIVER SPECIALISTS			1	100%	1
ATMORE COMMUNITY HOSPITAL			1	100%	1
PHYSICIANS URGENT CARE			1	100%	1
PAUL C SCHWARTZ & MELVIN L WEIDMAN		1			1
MEDIPLUS CLINIC, INC			1	100%	1
INNOVATIVE CARE II LLC			1	100%	1
CVS AZ7263POCT PHOENIX		1			1
TMH PHYSICIAN PARTNERS QUINCY			1	100%	1
HUNEYCUTT FAMILY PRACTICE			1	100%	1
SURGERY CENTER, THE			1	100%	1

COVID-19: testing by laboratory

Data through Feb 15, 2021 verified as of Feb 16, 2021 at 09:25 AM

Data in this report are provisional and subject to change.

The numbers in the table below represent the number of Florida and non-Florida residents for whom test results were received by the Department of Health. A person can be tested by more than one laboratory and can have both positive and negative results. **Therefore, the sum of the numbers in each column will be larger than the total number of people tested.**

Reporting lab	Inconclusive	Negative	Positive	Percent positive	Total
ER NEAR ME HULEN		1			1
UHEALTH CARDIOLOGY			1	100%	1
FORT LOUDOUN PRIMARY CARE		1			1
Arch Plaza Nursing and Rehabilitation Center			1	100%	1
SOUTHERN FAMILY HEALTH			1	100%	1
ENT AND ALLERGY ASSOCIATES OF FLORIDA, LLC			1	100%	1
TITUS REGIONAL MEDICAL CENTER			1	100%	1
MERRILL GARDENS AT CHAMPIONSGATE			1	100%	1
KENT		1			1
Kroger 683 - The Little Clinic Foothills Plaza		1			1
HEALTHCARE AND REHAB OF SANFORD			1	100%	1
ST ANTHONY'S PINELLAS CARE CLINIC			1	100%	1
RURAL/METRO MIDSOUTH,		1			1
SOUTHEASTERN PATHOLOGY ASSOCIATES			1	100%	1
BRISTOL CHILDRENS CLINIC			1	100%	1
ALLEGHENY GENERAL HOSPITAL			1	100%	1
MD NOW URGENT CARE			1	100%	1
JUP Serology SubSection			1	100%	1
ATHENS LIMESTONE HOSPITAL		1			1
DISCOVERY AT HOME, LLC			1	100%	1
COMMUNITY MEDICAL CENTER-ORANGE CITY		1			1
TEVAPHARM			1	100%	1
DIGESTIVE DISEASE CARE PC		1			1
CVS NV8784POCT LAS VEGAS		1			1
Kroger 353 - The Little Clinic Harpers Point		1			1
LOUISIANA STATE LAB			1	100%	1
ALLIANCE LABORATORY SERVICES			1	100%	1
SUNCOAST PRIMARY CARE LLC			1	100%	1
FRESENIUS SOUTH FORT MYERS		1			1
MINUTECLINIC DIAG OF IND, LLC #4368		1			1
CARESPOT - LEE VISTA			1	100%	1
ADVENTHEALTH MEDICAL GROUP FAMILY AND INTERNAL			1	100%	1
LEELANAU OPCO, LLC		1			1
Pinnacle Assisted Living			1	100%	1
Cottage of the Shoals		1			1
Walgreens #3661		1			1
STERLING HOUSE OF PORT ORANGE		1			1
Carrollton Manor Inc		1			1
LAKE LURE HEALTH CENTER			1	100%	1
Big River Nursing and Rehab		1			1
BAPTIST MINOR MEDICAL CENTER			1	100%	1
Chateau Girardeau			1	100%	1
MADISON FACILITY INC			1	100%	1
SOUTH COUNTY MEDICAL CENTER			1	100%	1
CVS M08595POCT RAYMORE		1			1
THE CHRIST HOSPITAL			1	100%	1

COVID-19: testing by laboratory

Data through Feb 15, 2021 verified as of Feb 16, 2021 at 09:25 AM

Data in this report are provisional and subject to change.

The numbers in the table below represent the number of Florida and non-Florida residents for whom test results were received by the Department of Health. A person can be tested by more than one laboratory and can have both positive and negative results. **Therefore, the sum of the numbers in each column will be larger than the total number of people tested.**

Reporting lab	Inconclusive	Negative	Positive	Percent positive	Total
CVS SC2269POCT COLUMBIA		1			1
BLOOD SYSTEMS LABORATORIES			1	100%	1
SOUTHERN SPRINGS HEALTH CARE		1			1
GOOD SAMARITAN SOCIETY-FOREST CITY		1			1
MOBILE MEDICAL CLINIC			1	100%	1
MARYLAND DEPARTMENT OF HEALTH AND MENTAL HYGIENE			1	100%	1
FAYETTE MEDICAL CENTER LAB		1			1
CVS NC2749POCT CONCORD		1			1
METROWEST MEDICAL CENTER - FRAMINGHAM			1	100%	1
ELDER ALTERNATIVES INC			1	100%	1
MARTIN HEALTH PHYSICIAN GROUP			1	100%	1
FIRST PHYSICIANS GROUP - LORRAINE CORNERS		1			1
FLORIDA HOSPITAL ORMOND BEACH			1	100%	1
CVS AZ5477POCT SURPRISE		1			1
CVS CA9803POCT RIVERSIDE		1			1
RABI SINHA, MD		1			1
INDIAN RIDGE		1			1
HOLSTON MEDICAL GROUP		1			1
FAMILY PHYSICIANS OF WINTER PARK, INC			1	100%	1
CLUB HEALTH AND REHABILITATION CENTER, THE		1			1
BEAUMONT HOSPITAL, GROSSE POINTE			1	100%	1
LIMA MEMORIAL HOSPITAL			1	100%	1
Kroger 410 - The Little Clinic Trinity		1			1
Redwood Springs Healthcare			1	100%	1
ADVANCED URGENT CARE PLLC		1			1
FELD ENTERTAINMENT			1	100%	1
HALIFAX HEALTH PRIMARY CARE			1	100%	1
MINUTE CLINIC DIAGNOSTIC PA			1	100%	1
CARENOW MIDTOWN			1	100%	1
FLORIDA CLINICAL LABORATORY INC DBA			1	100%	1
BAYCARE OUTREACH LAB WH SOUTH			1	100%	1
ORLANDO HEALTH MEDICAL GROUP			1	100%	1
SOLARIS HEALTHCARE PLANT CITY		1			1
PRISMA HEALTH TUOMEY LABORATORY			1	100%	1
CVS CA9715POCT THOUSAND OAKS		1			1
TITUSVILLE REHABILITATION AND NURSING CENTER		1			1
ARTESIAN HOME		1			1
EVERGREEN NURSING HOME		1			1
FRANKLIN CBOC			1	100%	1
CENTRAL FLORIDA INTERNAL OCCUPATIONAL AND		1			1
Florence Home		1			1
MEDOR/ACC SYNCHRONY			1	100%	1
Mercy Manor Transition Center			1	100%	1
QUALITY CLINICAL LAB LLC			1	100%	1
FLAGLER MEDICAL ASSOCIATES PA			1	100%	1
SANTA MONICA CA-UCLA MC			1	100%	1

COVID-19: testing by laboratory

Data through Feb 15, 2021 verified as of Feb 16, 2021 at 09:25 AM

Data in this report are provisional and subject to change.

The numbers in the table below represent the number of Florida and non-Florida residents for whom test results were received by the Department of Health. A person can be tested by more than one laboratory and can have both positive and negative results. **Therefore, the sum of the numbers in each column will be larger than the total number of people tested.**

Reporting lab	Inconclusive	Negative	Positive	Percent positive	Total
CAREWELL URGENT CARE FITCHBURG			1	100%	1
OCALA REGIONAL DIALYSIS- NORTH			1	100%	1
PCG MOLECULAR			1	100%	1
PASTEUR MEDICAL CENTER LLC		1			1
CAN COMMUNITY HEALTH LLC		1			1
LSU MEDICAL CENTER			1	100%	1
DERMDX, DIV OF AURORA DIAGNOSTICS/BERNHARDT LAB		1			1
ORMC-ARDEN/EOI			1	100%	1
ACCESS HEALTH CARE PHYSICIANS, LLC		1			1
EMERGENCY CARE SERVICES LAB AT JFK MEDICAL CENTER			1	100%	1
RICHICHI FAMILY HEALTH			1	100%	1
Kroger 596 - The Little Clinic Brentwood		1			1
LANCASHIRE HALL NURSING AND REHABILITATION CENTER		1			1
SAINT BARNABAS MEDICAL CENTER		1			1
FLORIDA HEART AND VASCULAR MULTISPECIALTY GROUP PA			1	100%	1
HEALTHCARE ASSOCIATES OF IRVING, LLP			1	100%	1
VIVEX/UMTB BIOMEDICAL			1	100%	1
FLORIDA ADVANCED MEDICAL AND DERM AESTHETICS LLC			1	100%	1
Monument Health Strugis Care Center		1			1
Kroger 923 - The Little Clinic Centerville		1			1
ADVANTA LABS, LLC		1			1
HARDIN MEMORIAL HOSPITAL - HEARTLAND PATHOLOGY CONSULTANTS			1	100%	1
NORTHEAST TEXAS DIALYSIS		1			1
TMH PHYSICIAN PARTNERS			1	100%	1
PROVIDENCE ST. PATRICK HOSPITAL			1	100%	1
THE LITTLE CLINIC, LLC			1	100%	1
DEVLIN MANOR NURSING AND REHABILITATION		1			1
PORTAGE MEDICAL CENTER			1	100%	1
ELEMENTS PHARMACY			1	100%	1
WEST DADE PEDIATRICS			1	100%	1
MEDCARE-GARNERS FERRY			1	100%	1
ARNOLD PALMER HOSPITAL LAB POCT		1			1
MEDEXPRESS URGENT CARE - BENTON		1			1
COASTAL ER IX, PHYSICIANS PREMIER			1	100%	1
CLINICAL PATHOLOGY LABORATORIES SOUTHEAST INC			1	100%	1
SEASONS HOSPICE AND PALLIATIVE CARE OF			1	100%	1
USA Healthcare LTC, LLC - Folsom Center for Rehabilitation & Healthca		1			1
ANSWERS RESOURCE FACILITY		1			1
BAYSTATE REFERENCE LABORATORY			1	100%	1
PATHLAB SERVICES			1	100%	1
TUNIS STREET GROUP HOME		1			1
Eddy Memorial Geriatric Center		1			1
ST. VINCENT HOSPITAL			1	100%	1
Trucare Living Centers - Columbus		1			1
MARTIN LUTHER KING RENAL INSTITUTE			1	100%	1
MALUHIA		1			1

COVID-19: testing by laboratory

Data through Feb 15, 2021 verified as of Feb 16, 2021 at 09:25 AM

Data in this report are provisional and subject to change.

The numbers in the table below represent the number of Florida and non-Florida residents for whom test results were received by the Department of Health. A person can be tested by more than one laboratory and can have both positive and negative results. **Therefore, the sum of the numbers in each column will be larger than the total number of people tested.**

Reporting lab	Inconclusive	Negative	Positive	Percent positive	Total
MEDICAL CITY NORTH HILLS			1	100%	1
VALUE DRUGS GREENLAWN INC		1			1
COMMUNITY HOSPITALS INDIANAPOLIS			1	100%	1
Walgreens #9278		1			1
Victory Health and Rehabilitation			1	100%	1
Kroger 368 - The Little Clinic Frankfort West		1			1
REGENTS PARK OF JACKSONVILLE			1	100%	1
Schenectady Center for Rehabilitation & Nursing		1			1
EAST TENNESSEE STATE UNIVERSITY		1			1
BRUCE S WEST MD			1	100%	1
NORTH SHORE MEDICAL CENTER - SALEM HOSPITAL			1	100%	1
SUNCOAST FAMILY MEDICAL ASSOCIATES			1	100%	1
MARYWOOD NURSING CARE CENTER		1			1
CLINICAL CARE CENTER, INC			1	100%	1
Waters of Covington		1			1
WEST BOCA MEDICAL CENTER			1	100%	1
NORTHWEST TEXAS HEALTHCARE SYSTEM,INC			1	100%	1
MIDWAY SPECIALTY CARE CENTER INC		1			1
PRIORITY CARE LLC			1	100%	1
IRA FIALKO DO			1	100%	1
Ramsey Village		1			1
DIXIE REGIONAL MEDICAL CENTER			1	100%	1
ANMED HEALTH MEDICAL CENTER			1	100%	1
EVEXIA DIAGNOSTICS			1	100%	1
Heartland Health Care Center Jacksonville			1	100%	1
SPEARE MEMORIAL HOSPITAL			1	100%	1
Princeton Place			1	100%	1
NEMOURS CHILDREN'S PRIMARY CARE			1	100%	1
DORAL KIDNEY CENTER			1	100%	1
LEHIGH PULMONARY ASSOCIATES			1	100%	1
FAMILY MEDICAL CENTER		1			1
LAKESIDE MEDICAL CENTER		1			1
Springdale Village		1			1
LAKEWOOD RANCH MEDICAL GROUP LLC			1	100%	1
UCH LAB			1	100%	1
Oregon Veterans Home The Dalles		1			1
MID FLORIDA BIOLOGICALS			1	100%	1
MOUNT SINAI MEDICAL CENTER OF FLORIDA, INC			1	100%	1
VCU HEALTH SYSTEM AUTHORITY - MCV HOSPITALS			1	100%	1
CAREWELL 203			1	100%	1
ISLAND NURSING HOME			1	100%	1
NORTH SHORE HEMATOLOGY-ONCOLOGY ASSOCIATES PC		1			1
NORTH PALM CHIDRENS PHYSICIANS			1	100%	1
FAMILY AND INTERNAL MEDICINE ASSOCIATES		1			1
EASTGENE LABORATORIES		1			1
1ST MED DOTHAN			1	100%	1

COVID-19: testing by laboratory

Data through Feb 15, 2021 verified as of Feb 16, 2021 at 09:25 AM

Data in this report are provisional and subject to change.

The numbers in the table below represent the number of Florida and non-Florida residents for whom test results were received by the Department of Health. A person can be tested by more than one laboratory and can have both positive and negative results. **Therefore, the sum of the numbers in each column will be larger than the total number of people tested.**

Reporting lab	Inconclusive	Negative	Positive	Percent positive	Total
ELITE MEDICAL LABORATORY SOLUTIONS LLC			1	100%	1
DOCTORS MEMORIAL HOSP HOME HEALTH CARE		1			1
ARIZA WELLNESS CARE LLC			1	100%	1
Birmingham Nursing and Rehabilitation East LLC		1			1
KANA MEDICAL			1	100%	1
Kroger 777 - The Little Clinic Shelbyville		1			1
ST JOHNS MEDICAL CENTER		1			1
CRUSADER COMMUNITY HEALTH			1	100%	1
CVS TX7603POCT SAGINAW		1			1
FAIRFIELD MEDICAL CENTER			1	100%	1
GILBERT MEDICAL GROUP			1	100%	1
USF PHYSICIANS GROUP			1	100%	1
THEDACARE FAMILY MEDICINE GATEWAY			1	100%	1
WEST PALM BEACH PHARMACEUTICALS LLC			1	100%	1
ACCESS FAMILY CARE LLC			1	100%	1
LEGACY AT HIGHWOODS PRESERVE		1			1
BASCOM PALMER EYE INSTITUTE			1	100%	1
Sunnybrook Rehabilitation Center			1	100%	1
CAREHERE HUDSON BAY			1	100%	1
ASHLEY CLINICAL DIAGNOSTIC LABORATORY			1	100%	1
LAMARQUE DIALYSIS			1	100%	1
CVS AZ7841POCT TUCSON		1			1
NONA MEDICAL ARTS		1			1
CVS NV5286POCT HENDERSON		1			1
NEW ERA COMMUNITY HEALTH CENTER LLC		1			1
ACCESS MEDICAL GROUP OF TAMPA INC			1	100%	1
RML PHARMACY PC		1			1
SYNERGENE LABORATORY			1	100%	1
CHI ST VINCENT LITTLE ROCK DIAGNOSTIC CLINIC			1	100%	1
CAPSTONE REHABILITATION AND HEALTHCARE		1			1
BIOMAT ORLANDO		1			1
MOUNT ST MARYS HOSPITAL OF NIAGARA FALLS			1	100%	1
Broomall Manor		1			1
ST VINCENT'S AMBULATORY CARE INC			1	100%	1
WALGREENS #15291		1			1
BHS PHYSICIAN NETWORK			1	100%	1
Glen Oaks Health and REhabilitation		1			1
CARDIOLOGY AND FITNESS MEDICINE		1			1
PORTSMOUTH REG. HOSPITAL			1	100%	1
COVENANT HEALTH		1			1
CVS AZ9210POCT SCOTTSDALE		1			1
DEERFIELD BEACH REHABILITATION AND NURSING			1	100%	1
GOOD SAMARITAN SOCIETY - DE SMET		1			1
SOUTHERN WINDS			1	100%	1
CLEVELAND CLINIC OHIO LABORATORIES			1	100%	1
MIAMI-DADE COUNTY HEALTH DEPT.		1			1

COVID-19: testing by laboratory

Data through Feb 15, 2021 verified as of Feb 16, 2021 at 09:25 AM

Data in this report are provisional and subject to change.

The numbers in the table below represent the number of Florida and non-Florida residents for whom test results were received by the Department of Health. A person can be tested by more than one laboratory and can have both positive and negative results. **Therefore, the sum of the numbers in each column will be larger than the total number of people tested.**

Reporting lab	Inconclusive	Negative	Positive	Percent positive	Total
CLINICAL TRIALS OF TAMPA LLC		1			1
Cornerstone at the Ranch		1			1
FREDERICK AVENUE GROUP HOME		1			1
MINUTECLINIC # 21110			1	100%	1
MEDEXPRESS URGENT CARE - DERBY N ROCK		1			1
FLORIDA HEALTH CARE MEDICAL GROUP		1			1
BNJ		1			1
NEW YORK PRESBYTERIAN HOSPITAL			1	100%	1
CVS NH1004POCT SALEM			1	100%	1
INTEGRATED GENETICS SEQUENOM		1			1
MOBILE INFIRMARY MEDICAL CENTER			1	100%	1
CIMA MEDICAL CENTER			1	100%	1
KIDSVILLE PEDIATRICS III PA			1	100%	1
CHOTA COMMUNITY HEALTH SERVICES		1			1
SUSAN F. WILLIAMS M.D., P.A.			1	100%	1
BARRINGTON TERRACE NAPLES			1	100%	1
TRIPLE O MEDICAL SERVICES INC			1	100%	1
DAUGHTERS OF SARAH NURSING CENTER		1			1
Kroger - KRO70600172		1			1
JOHNSON & JOHNSON VISION CARE-VISTAKON			1	100%	1
HORIZON MEDICAL CENTER			1	100%	1
BETHESDA HOSPITAL			1	100%	1
PREMIER PEDIATRICS LLC			1	100%	1
HERNANDO COUNTY HEALTH DEPT			1	100%	1
PLEASANT RIDGE MANOR WEST		1			1
SHP WESTCHESTER LLC		1			1
CITRUS HEALTH NETWORK INC			1	100%	1
MEMORIAL HOSPITAL OF TAMPA			1	100%	1
MID-FLORIDA CANCER CENTERS		1			1
VIRGINIA UROLOGY		1			1
BEST CARE COMMUNITY AND FAMILY HEALTH CENTER INC			1	100%	1
LOWER KEYS COMMUNITY HEALTH CENTER			1	100%	1
Kroger 518 - The Little Clinic Hermitage		1			1
MEDEXPRESS URGENT CARE - HADLEY		1			1
ORLANDO PHYSICIAN NETWORK		1			1
MOUNT SINAI COMPREHENSIVE CANCER CENTER			1	100%	1
PRIMEX CLINICAL LABORATORIES INC			1	100%	1
PALMETTO BAY MEDICAL CENTER			1	100%	1
DELAWARE DEPARTMENT OF HEATH			1	100%	1
BRANDON OUTREACH CLINIC			1	100%	1
MEDTOWN PHARMACY			1	100%	1
DEVANSH LAB WERKS		1			1
SOMA MEDICAL CENTER PA #3 PALOMINO			1	100%	1
SACRED HEART HOSPITAL NURSING			1	100%	1
Advanced Rehabilitation of Vernon		1			1
STEPHENS COUNTY HOSPITAL			1	100%	1

COVID-19: testing by laboratory

Data through Feb 15, 2021 verified as of Feb 16, 2021 at 09:25 AM

Data in this report are provisional and subject to change.

The numbers in the table below represent the number of Florida and non-Florida residents for whom test results were received by the Department of Health. A person can be tested by more than one laboratory and can have both positive and negative results. **Therefore, the sum of the numbers in each column will be larger than the total number of people tested.**

Reporting lab	Inconclusive	Negative	Positive	Percent positive	Total
MEMORIAL HEALTH SYSTEM		1			1
QLABS			1	100%	1
PALM BEACH COUNTY SHERIFF OFFICE			1	100%	1
MANOR CARE OF DELRAY BEACH FL LLC		1			1
ST. JOHN HOSPITAL & MEDICAL CENTER			1	100%	1
SPHERE DX			1	100%	1
VALUE DRUGS BRONXVILLE INC		1			1
STONECREST MEDICAL CENTER		1			1
INTERNAL MEDICINE GROUP OF CENTRAL FLORIDA			1	100%	1
UABC			1	100%	1
NORTHEAST GEORGIA HEALTH SYSTEM			1	100%	1
Acts Manor House		1			1
BLAKE AT PENSACOLA OPERATION CO, LLC, THE			1	100%	1
DSI LABORATORIES-NAPLES-7TH			1	100%	1
CVS AZ69POCT PEORIA		1			1
CROZER-CHESTER MEDICAL CENTER			1	100%	1
KIDSVILLE PEDIATRICS IV PA		1			1
SANTA ROSA PEDIATRICS			1	100%	1
UNIVERSITY PLACE NURSING CENTER		1			1
EASTSIDE URGENT CARE			1	100%	1
HUMC		1			1
MEDCOR CORPORATE CLINIC			1	100%	1
PHOEBE PRIMARY CARE CAMILLA			1	100%	1
PATHOLOGY		1			1
LIFELINK TRANSPLANT INSTITUTE LAB			1	100%	1
INHEALTH LIFE SCIENCES LLC			1	100%	1
Kroger 407 - The Little Clinic Lexington		1			1
MAYO CLINIC BEACHES PRIMARY CARE CTR		1			1
MINUTECLINIC, LLC #07876			1	100%	1
CONCORDIA MANOR			1	100%	1
SIGNATURE CARE MEMORIAL CITY			1	100%	1
MISSION HOSPITAL - MEMORIAL CAMPUS			1	100%	1
KIOSK MEDICINE OF KENTUCKY LLC		1			1
HILTON HEAD HOSPITAL/INPATIENT			1	100%	1
FLORIDA CLINICAL RESEARCH CENTER, LLC			1	100%	1
TREASURE COAST MEDICAL CONCIERGE LLC			1	100%	1
HOSPICE OF THE FLORIDA SUNCOAST,THE		1			1
ALPHA CLINICAL LABORATORY CORP.			1	100%	1
TRUMAN MEDICAL CENTER - HOSPITAL HILL			1	100%	1
SOUTH FLORIDA RESEARCH ORGANIZATION			1	100%	1
JACK M MATHENY II MD			1	100%	1
TRUCARE LIVING CENTERS - SELMA			1	100%	1
GATEWAY LABORATORIES		1			1
EXPRESS CARE OF OCALA			1	100%	1
BRONSON METHODIST HOSPITAL			1	100%	1
ST JOHN'S MEDICAL CENTER, TETON VILLAGE			1	100%	1

COVID-19: testing by laboratory

Data through Feb 15, 2021 verified as of Feb 16, 2021 at 09:25 AM

Data in this report are provisional and subject to change.

The numbers in the table below represent the number of Florida and non-Florida residents for whom test results were received by the Department of Health. A person can be tested by more than one laboratory and can have both positive and negative results. **Therefore, the sum of the numbers in each column will be larger than the total number of people tested.**

Reporting lab	Inconclusive	Negative	Positive	Percent positive	Total
WAYNE COUNTY PUBLIC HEALTH		1			1
Troy Center for Rehabilitation & Nursing		1			1
SARHA DOCTORS CENTER			1	100%	1
EH FARGO HOSPITAL LABORATORY			1	100%	1
FAMILY MEDICAL CENTER OF HOLLYWOOD PA			1	100%	1
Kroger 006 - The Little Clinic Uintah Gardens		1			1
UNIVERSITY OF IOWA HOSPITALS & CLINICS			1	100%	1
MAYO CLINICAL LABORATORIES		1			1
HUNTSVILLE HOSPITAL			1	100%	1
NEMOURS CHILDRENS PRIMARY CARE CLERMONT			1	100%	1
CARDIAC AND VASCULAR CONSULTANTS MD PA		1			1
CVS MINUTE CLINIC #5836		1			1
BLUFFTON HEALTH CENTER			1	100%	1
AMERICAN DRUG TESTING LAB LLC			1	100%	1
CVS OH2518POCT COLUMBUS		1			1
ST GERARD'S COMMUNITY OF CARE		1			1
WALGREENS #01398			1	100%	1
LRGHEALTHCARE		1			1
Manor Care Health Services- Wilmington			1	100%	1
Dulles Health and Rehab Center		1			1
CARINGPLUS HOMECARE LLC			1	100%	1
MINUTECLINIC DIAGNOSTIC OF VIRGINIA, LLC #1416		1			1
HEALTH CARE SERVICES LC			1	100%	1
Kroger 968 - The Little Clinic Colerain Township		1			1
MINUTECLINIC LLC (2335)		1			1
Moab Regional Hospital			1	100%	1
CURA LABORATORY SERVICES			1	100%	1
Courtenay Springs Village			1	100%	1
MEMORIAL HERMANN SOUTHWEST HOSPITAL			1	100%	1
SHELBYVILLE HOSPITAL COMPANY		1			1
VELOCITY URGENT CARE - LITTLE CREEK			1	100%	1
ALLIED PEDIATRICS & FAMILY MEDICINE			1	100%	1
WEILL CORNELL MEDICAL ASSOCIATES - EAST SIDE		1			1
EXCEL URGENT CARE OF NJ			1	100%	1
BOLLES SCHOOL, THE			1	100%	1
ARLINGTON ADULT RESIDENTIAL FACILITY, INC			1	100%	1
CVS IL8750POCT CHICAGO		1			1
BROOKSVILLE REGIONAL HOSPITAL			1	100%	1
ADVANCE CARDIOVASCULAR IMAGING, INC			1	100%	1
WEST VIRGINIA LABORATORIES			1	100%	1
HOLLAND COMMUNITY HOSPITAL		1			1
THOMAS HOSPITAL			1	100%	1
ESOTERIC LAB			1	100%	1
TREASURE COAST URGENT & FAMILY CARE			1	100%	1
Memorial Health Care Center			1	100%	1
MERCY HOME		1			1

COVID-19: testing by laboratory

Data through Feb 15, 2021 verified as of Feb 16, 2021 at 09:25 AM

Data in this report are provisional and subject to change.

The numbers in the table below represent the number of Florida and non-Florida residents for whom test results were received by the Department of Health. A person can be tested by more than one laboratory and can have both positive and negative results. **Therefore, the sum of the numbers in each column will be larger than the total number of people tested.**

Reporting lab	Inconclusive	Negative	Positive	Percent positive	Total
Bethel Lutheran Nursing & Rehabilitation Center		1			1
RIVERSIDE REGIONAL MED CENTER			1	100%	1
Harris Hill Nursing Facility		1			1
UNIVERSITY OF NORTH CAROLINA HOSPITALS			1	100%	1
Alden North Shore			1	100%	1
MONMOUTH MEDICAL CENTER		1			1
STARLING AT SAN JOSE			1	100%	1
MEDEXPRESS URGENT CARE - CONWAY		1			1
MEDEXPRESS URGENT CARE - RUSSELLVILLE, W MAIN ST		1			1
GOSHEN HOSPITAL			1	100%	1
BERKSHIRE MEDICAL CENTER			1	100%	1
SANITAS RESEARCH LLC			1	100%	1
ATRIA TAMARAC			1	100%	1
CVS MA1006POCT BROCKTON		1			1
PALM BEACH DIGESTIVE ASSOCIATES			1	100%	1
OAK HAVEN REHAB AND NURSING CENTER			1	100%	1
MCLEOD MEMORIAL HOSPITAL CLARENDON			1	100%	1
MAYO CLINIC OUTPATIENT DIALYSIS CENTER			1	100%	1
CVS NE8626POCT LINCOLN		1			1
INTERMOUNTAIN HEALTHCARE LABORATORY SERVICES			1	100%	1
SCHUYLER HOSPITAL		1			1
THE MEDICAL CENTER AT BOWLING GREEN			1	100%	1
RICHMOND MEDICAL CENTER FOR WOMEN		1			1
CVS / PHARMACY #10794			1	100%	1
CORPORATION OF AMERICA		1			1
CVS GA2108POCT NORCROSS		1			1
MELBOURNE URGENT CARE			1	100%	1
CHI ST. LUKE'S HEALTH BCM MEDICAL CENTER			1	100%	1
West Bay of Tampa Center			1	100%	1
REFERENCE LABORATORY			1	100%	1
COLLINS NURSING HOME		1			1
CONSOLIDATED			1	100%	1
Waycross Health and Rehabilitation		1			1
LAKE MARY OPTUM FLORIDA			1	100%	1
PALM COAST DIALYSIS		1			1
VAULT MEDICAL SERVICES			1	100%	1
HALIFAX FAMILY HEALTH CENTER			1	100%	1
ANY LAB TEST FAST CORP			1	100%	1
CVS SC5479POCT INDIAN LAND		1			1
Southwest Louisiana Veterans Home			1	100%	1
MEDICAL CITY DENTON			1	100%	1
Allen Health and Rehabilitation		1			1
CVS IN6608POCT NEW PALESTINE			1	100%	1
ROSE MEDICAL CENTER LAB			1	100%	1
WEST PENSACOLA DIALYSIS CENTER			1	100%	1
MID FLORIDA COMMUNITY SERVICES			1	100%	1

COVID-19: testing by laboratory

Data through Feb 15, 2021 verified as of Feb 16, 2021 at 09:25 AM

Data in this report are provisional and subject to change.

The numbers in the table below represent the number of Florida and non-Florida residents for whom test results were received by the Department of Health. A person can be tested by more than one laboratory and can have both positive and negative results. **Therefore, the sum of the numbers in each column will be larger than the total number of people tested.**

Reporting lab	Inconclusive	Negative	Positive	Percent positive	Total
Monument Health Custer Care Center		1			1
APPLECARE URGENT CARE KINGSLAND			1	100%	1
SONORAN DESERT PATHOLOGY			1	100%	1
Woodstock Nursing and Rehabilitation Center		1			1
UNIVERSITY OF TEXAS AT EL PASO, THE			1	100%	1
DORA HOME CARE			1	100%	1
Seal Rock Healthcare		1			1
BATESVILLE - SHERWOOD URGENT CARE			1	100%	1
HAWKEYE CARE CENTER DUBUQUE		1			1
ST LUKES SURGICAL AT THE VILLAGES INC			1	100%	1
ORLANDO HEALTH PHYSICIAN GROUP INC			1	100%	1
HIBISCUS COURT			1	100%	1
ORMOND MEDICAL ARTS FAMILY PRACTICE PL			1	100%	1
Virginia Gay Nursing and Rehab		1			1
WMC HEALTH GROUP OF KISSIMMEE LLC			1	100%	1
NULEASE MEDICAL SOLUTIONS			1	100%	1
CHIPLEY DIALYSIS			1	100%	1
MARQUETTE GENERAL HOSPITAL			1	100%	1
BRITTNEY WHELIHAN IRWIN ARNP LLC			1	100%	1
Long Beach Care Center			1	100%	1
MYCLINIC, INC			1	100%	1
WATERS EDGE ELEMENTARY SCHOOL			1	100%	1
PEDIATRIC ASSOCIATES - MIAMI LAKES		1			1
CVS IL2798POCT CHICAGO			1	100%	1
DEPARTMENT OF HEALTH AND ENVIRONMENTAL CONTROL			1	100%	1
PATIENT FIRST-GENERAL BOOTH			1	100%	1
BAPTIST HEALTH PRIMARY CARE AT DORAL			1	100%	1
bishop rehabilitation and nursing center		1			1
PROGRESSIVE MEDICAL LAB LLC			1	100%	1
NORTH BREVARD CHILDRENS MEDICAL CENTER			1	100%	1
HEART HOSPITAL OF LAFAYETTE: EMERGENCY ROOM			1	100%	1
CVS AZ3749POCT GOODYEAR		1			1
TAMPA GENERAL MEDICAL GROUP LABORATORY HEALTHPARK			1	100%	1
Kroger 519 - The Little Clinic Staples Mill Road		1			1
Portsmouth Health and Rehab			1	100%	1
PREMIER FAMILY AND SPORTS MEDICINE LLC			1	100%	1
JACKSBORO URGENT CARE			1	100%	1
EPIC CARE PHARMACY		1			1
LP ELIZABETHTON		1			1
WATERBURY HOSPITAL REFERENCE LAB			1	100%	1
LIFEGUARD AMBULANCE SERVICE LLC - BAY COUNTY			1	100%	1
CVS OH3458POCT BEAVERCREEK		1			1
TERRELL URGENT CARE			1	100%	1
ANDERSON REGIONAL MEDICAL CENTER			1	100%	1
Sevierville Health and Rehabilitation		1			1
NFRC CLINICAL LAB			1	100%	1

COVID-19: testing by laboratory

Data through Feb 15, 2021 verified as of Feb 16, 2021 at 09:25 AM

Data in this report are provisional and subject to change.

The numbers in the table below represent the number of Florida and non-Florida residents for whom test results were received by the Department of Health. A person can be tested by more than one laboratory and can have both positive and negative results. **Therefore, the sum of the numbers in each column will be larger than the total number of people tested.**

Reporting lab	Inconclusive	Negative	Positive	Percent positive	Total
NORTH OKALOOSA PHYSICIAN GRP - WALK IN CLINIC			1	100%	1
BAYLOR SCOTT AND WHITE MEDICAL CENTER -CENTENTENNIAL			1	100%	1
OCCUPATIONAL HEALTH CENTER		1			1
WELLPATH			1	100%	1
MEDICAL ARTS LABORATORY			1	100%	1
MIDWEST COVENANT HOME, INC		1			1
URGENT CARE OF KANSAS CITY			1	100%	1
SV MOBILE HEALTH			1	100%	1
ANTHONY-BROWN PHARMACY		1			1
Gulf Coast health and Rehabilitation, LLC		1			1
CVS RI326POCT NORTH SMITHFIELD		1			1
Kroger 550 - The Little Clinic Bellevue		1			1
Kroger 086 - The Little Clinic Broomfield-Sheridan		1			1
CARE ADVANTAGE			1	100%	1
GREATER TAMPA AT HOME			1	100%	1
HAILE MEDICAL GROUP PA		1			1
MINUTECLINIC DIAGNOSTIC OF NH, LLC (CL		1			1
FASTMED URGENT CARE			1	100%	1
SAINT JOSEPH'S HOSPITAL AND MEDICAL CENTER		1			1
BROOKDALE FORT WALTON BEACH			1	100%	1
IMMY LABS			1	100%	1
MAYO MEDICAL LABORATORIES			1	100%	1
UW MEDICINE CHU LAB			1	100%	1
DIVERSICARE OF BIG SPRINGS		1			1
CATSKILL REGIONAL MEDICAL CENTER		1			1
UPSON REGIONAL MEDICAL CENTER			1	100%	1
YOUR HEALTH PEDIATRICS			1	100%	1
ASSISTED LIVING AT TREZEVANT		1			1
WINDSOR MANOR			1	100%	1
CAREFIRST URGENT CARE - BEECHMONT			1	100%	1
PALMA CEIA MED GROUP-SWANN		1			1
CALIFORNIA PUBLIC HEALTH LABORATORY			1	100%	1
PENINSULA REGIONAL MED CTR LAB			1	100%	1
ORDRS, INC.			1	100%	1
UNITED HEALTHCARE			1	100%	1
BRUSHY CREEK FAMILY HOSPITAL			1	100%	1
PALM WEST INTERNIST PA			1	100%	1
FIRST CARE OF GAINESVILLE			1	100%	1
Kroger 929 - The Little Clinic Corryville		1			1
THE HOSPITALS OF PROVIDENCE EMERGENCY ROOM			1	100%	1
MEDEXPRESS URGENT CARE - PATRICK STREE			1	100%	1
EDWARD HOSPITAL			1	100%	1
HAVASU REGIONAL MEDICAL CENTER			1	100%	1
CEPERO PEDIATRICS PA			1	100%	1
RESTORE MEDICAL PARTNERS PLLC			1	100%	1
APS-SUMMIT CARE PHARMACY, LLC DBA OMNICARE		1			1

COVID-19: testing by laboratory

Data through Feb 15, 2021 verified as of Feb 16, 2021 at 09:25 AM

Data in this report are provisional and subject to change.

The numbers in the table below represent the number of Florida and non-Florida residents for whom test results were received by the Department of Health. A person can be tested by more than one laboratory and can have both positive and negative results. **Therefore, the sum of the numbers in each column will be larger than the total number of people tested.**

Reporting lab	Inconclusive	Negative	Positive	Percent positive	Total
NORDX			1	100%	1
CLINICAL CARE, INC			1	100%	1
IM&P WELLNES CENTER			1	100%	1
CVS OH6164POCT DELAWARE		1			1
WEST FLORIDA HOSPITAL LABORATORY			1	100%	1
FLORIDA DEPARTMENT OF HEALTH IN CITRUS COUNTY		1			1
APOLLOMDX LLC			1	100%	1
Regency Square			1	100%	1
WRIGHT PATTERSON AFB MEDICAL CENTER			1	100%	1
CIRRUS DX			1	100%	1
COLONIAL VILLA GOOD SAMARITAN CENTER		1			1
Carington Park			1	100%	1
EASTSIDE MEDICAL CLINIC		1			1
CORDOVA FAMILY PRACTICE			1	100%	1
EDGAR PRICE FAMILY & CHILDREN HEALTHCARE CENTER			1	100%	1
ST. MICHAEL'S ELITE HOSPITAL			1	100%	1
CONCENTRA - TAMPA EAST		1			1
HEALTHPARTNERS HUDSON CLINIC			1	100%	1
REGIONAL MEDICAL LABORATORY			1	100%	1
SEACOAST PATHOLOGY PROFESSIONAL ASSOC		1			1
West Melbourne Health and Rehabilitation Center			1	100%	1
WELLOW URGENT CARE-OSWEGO			1	100%	1
ULTIMATE ANALYSIS LABORATORY			1	100%	1
OPTIMAL MEDICINE INC		1			1
CVS NC3853POCT BURLINGTON		1			1
BROOKDALE PALM BEACH GARDENS			1	100%	1
CVS M08556POCT KANSAS CITY		1			1
PHYSICIANS PRIMARY CARE LEHIGH PEDS			1	100%	1
EXCEPTIONAL EMERGENCY CENTER			1	100%	1
MEDEXPRESS URGENT CARE - LAWRENCE		1			1
CULVER CITY URGENT CARE			1	100%	1
PINELLAS CHD - CLEARWATER			1	100%	1
PALM SPRINGS GENERAL HOSPITAL			1	100%	1
GULF COUNTY HEALTH DEPARTMENT			1	100%	1
PUTNAM CO HOSPITAL-D/B/A ASBURY TOWERS		1			1
SHANNON CLARK OD, PA			1	100%	1
LIFE CARE CENTER OF GWINNETT		1			1
El Paso Health Care Center			1	100%	1
UNIVERSITY OF MARYLAND PATHOLOGY ASSOCIATES			1	100%	1
CARENOW LAKE WORTH			1	100%	1
HAMILTON CI MAIN UNIT ANNEX/ WORK CAMP			1	100%	1
VISTA DEL SOL MED ASSOC		1			1
Bivins Pointe			1	100%	1
INTERNAL MEDICINE ASSOCIATES		1			1
ALL CARE URGENT CARE			1	100%	1
MEA PRIMARY CARE PLUS BYRAM			1	100%	1

COVID-19: testing by laboratory

Data through Feb 15, 2021 verified as of Feb 16, 2021 at 09:25 AM

Data in this report are provisional and subject to change.

The numbers in the table below represent the number of Florida and non-Florida residents for whom test results were received by the Department of Health. A person can be tested by more than one laboratory and can have both positive and negative results. **Therefore, the sum of the numbers in each column will be larger than the total number of people tested.**

Reporting lab	Inconclusive	Negative	Positive	Percent positive	Total
Maple Lane Nursing Home		1			1
CVS IL2297652CV CHICAGO		1			1
FREEPORT ER DOX URGENT CARE		1			1
ELATION HEALTH		1			1
WARREN GENERAL HOSPITAL			1	100%	1
POETS WALK SARASOTA			1	100%	1
CVS IL4778POCT EVANSTON		1			1
Walgreens #10988		1			1
DEVLAB, LLC			1	100%	1
MED BAR LLC		1			1
AVERA ST. MARY'S HOSPITAL			1	100%	1
CVS PA1296POCT DREXEL HILL		1			1
AURORA MEDICAL CENTER-KENOSHA			1	100%	1
WASHINGTONVILLE PHARMACY INC		1			1
BROADWAY HEALTH FLORIDA MEDICAL CLINIC URGENT CARE			1	100%	1
HALIFAX HEALTH PRIMARY CARE ORMOND			1	100%	1
FHPG SURGICAL ASSOCIATES OF EAST PASCO			1	100%	1
BIOMERIEUX			1	100%	1
CLARKSVILLE HEALTH SYSTEM			1	100%	1
SOUTHERN HILLS MEDICAL CENTER			1	100%	1
FLORIDA KEYS PED AND ADOLES CTR			1	100%	1
STATE OF CALIFORNIA DOH SERVICES			1	100%	1
UUHC - REDSTONE HEALTH CENTER LABORATORY			1	100%	1
Caldwell Care		1			1
Jersey City Medical Center		1			1
TITUSVILLE CENTER FOR SURGICAL EXCELLENCE LLC		1			1
PINEBROOK CARE AND REHABILITATION CENTER			1	100%	1
Brio of Johnston		1			1
SOUTHWESTERN STATE HOSPITAL LABORATORY			1	100%	1
CTMD MEDICAL CENTER, PA			1	100%	1
NEW SMYRNA BEACH AMBULATORY CARE CTR			1	100%	1
Lynwood		1			1
NEMOURS CHILDREN'S PRIMARY CARE OF VERO BEACH			1	100%	1
ABINGTON MEMORIAL HOSPITAL			1	100%	1
DOCTORS CARE - GREER		1			1
Crowne Place Assisted Living		1			1
Kroger 419 - The Little Clinic Farmington/Exeter		1			1
JASPER MEMORIAL HOSPITAL		1			1
COLLIER BLVD HMA PHYSICIANS MANAGEMENT LLC			1	100%	1
WEST CARVER MEDICAL ASSOCIATES		1			1
CARBON HEALTH			1	100%	1
ELKHART GENERAL HOSPITAL			1	100%	1
STAGES OF LIFE MEDICAL INSTITUTE			1	100%	1
MEMORIALCARE LONG BEACH MEDICAL CENTER			1	100%	1
PM PEDIATRICS PC			1	100%	1
Hawthorne House		1			1

COVID-19: testing by laboratory

Data through Feb 15, 2021 verified as of Feb 16, 2021 at 09:25 AM

Data in this report are provisional and subject to change.

The numbers in the table below represent the number of Florida and non-Florida residents for whom test results were received by the Department of Health. A person can be tested by more than one laboratory and can have both positive and negative results. **Therefore, the sum of the numbers in each column will be larger than the total number of people tested.**

Reporting lab	Inconclusive	Negative	Positive	Percent positive	Total
DAYTONA BEACH DIALYSIS			1	100%	1
UT HEALTH RIO GRANDE VALLEY PRIMARY CARE AT			1	100%	1
FAMILY MEDICAL CENTRE			1	100%	1
NATION'S BEST CARE HOME HEALTH			1	100%	1
MISSOURI DEPT. OF HEALTH			1	100%	1
AURORA HEALTH CARE METRO INC			1	100%	1
CHILTON MEDICAL CENTER		1			1
CARE STATION MEDICAL GROUP		1			1
Fairhaven Retirement Community		1			1
NORTH FLORIDA CHILD DEVELOPMENT, INC			1	100%	1
Waddell Nursing & Rehab Center		1			1
DIVERSE MEDICAL CARE LLC			1	100%	1
BROOKDALE FORT MYERS LAKES PARK			1	100%	1
FLORIDA FAMILY LABORATORY		1			1
QUICKCARE HEALTH, INC			1	100%	1
Longwood Community Living Center		1			1
Brookdale Southside			1	100%	1
MERITER LABORATORIES			1	100%	1
The Palms Nursing and Rehabilitation		1			1
BAPTIST HOSPITAL LABORATORY			1	100%	1
MEDICAL CENTER			1	100%	1
MISSION HOSPITAL			1	100%	1
GEORGETOWN URGENT CARE			1	100%	1
MOSAIC MEDICAL CENTER MARYVILLE			1	100%	1
MODERN URGENT CARE			1	100%	1
SKIN WELLNESS PHYSICIANS LLC		1			1
UPMC NORTHWEST HOSPITAL			1	100%	1
Kroger 523 - The Little Clinic Dickson			1	100%	1
GIFFORD MEMORIAL HOSPITAL		1			1
CAMBRIDGE HEALTH ALLIANCE			1	100%	1
CVS NC2771POCT CLAYTON			1	100%	1
CYPRESS VILLAGE REHAB CENTER		1			1
UNIVERSITY OF BALTIMORE WASHINGTON MEDICAL CENTER			1	100%	1
PARRISH MEDICAL GROUP			1	100%	1
HEALTH AND WELLNESS URGENT CARE LLC			1	100%	1
DIGNITY HEALING LLC			1	100%	1
Kroger 481 - The Little Clinic Houston Levee		1			1
MINUTECLINIC DIAGNOSTIC OF OHIO #5060		1			1
SOUTHWOOD HEALTHCARE CENTER		1			1
TLC MEDICAL			1	100%	1
CENTRAL FLORIDA ADULT MEDICINE		1			1
DIAGNOSTIC GROUP INTEGRATED HEALTHCARE			1	100%	1
BELLMORE PEDIATRICS		1			1
UNIVERISTY HOSPITAL			1	100%	1
SUMMIT COUNTY PUBLIC HEALTH DEPARTMENT			1	100%	1
Terrace Glen Village		1			1

COVID-19: testing by laboratory

Data through Feb 15, 2021 verified as of Feb 16, 2021 at 09:25 AM

Data in this report are provisional and subject to change.

The numbers in the table below represent the number of Florida and non-Florida residents for whom test results were received by the Department of Health. A person can be tested by more than one laboratory and can have both positive and negative results. **Therefore, the sum of the numbers in each column will be larger than the total number of people tested.**

Reporting lab	Inconclusive	Negative	Positive	Percent positive	Total
LYSTER MAIN LAB, FT RUCKER		1			1
LAS PALMAS MEDICAL CENTER			1	100%	1
WVU MEDICINE AT SUNCREST TOWNE CENTRE			1	100%	1
REEVES COUNTY HOSPITAL DISTRICT			1	100%	1
Kroger 717 - The Little Clinic Dolphin Drive			1	100%	1
PANCARE HEALTH - CARR ELEM & MIDDLE SCHOOL			1	100%	1
CVS HEALTH, #5962		1			1
ST JOHNS EPISCOPAL HOSPITAL SOUTH SHORE		1			1
CAROLINAS HEALTHCARE SYSTEM LAB			1	100%	1
MARTIN ARMY COMMUNITY HOSPITAL			1	100%	1
MEDEXPRESS URGENT CARE CHICOPEE			1	100%	1
PRIMACARE MEDICAL LAKEWOOD			1	100%	1
CSI LABORATORIES FLORIDA			1	100%	1
ST.ELIZABETH HEALTH CENTER	1				1
PULMONARY MEDICINE		1			1
NORTH SHORE HEMATOLOGY-ONCOLOGY ASSOCI		1			1
LAB PLUS, LLC			1	100%	1
ROAN MOUNTAIN MEDICAL CENTER			1	100%	1
SHARON REGIONAL MEDICAL CENTER			1	100%	1
THE CHILDREN'S HOSPITAL OF PHILADELPHIA		1			1
ADVENT HEALTH - OWASA			1	100%	1
Tremont Health & Rehabilitation Center		1			1
CARESPOT - OCOEE			1	100%	1
MEDPOST - NORTH DALLAS			1	100%	1
RED BUG LAKE ROAD OVIEDO COVID			1	100%	1
PROMUS DIAGNOSTICS, LLC			1	100%	1
ST CATHERINE HOSPITAL LABORATORY			1	100%	1
SPARTA HEALTH & REHAB		1			1
SAINT LEO UNIVERSITY INCORPORATED			1	100%	1
PASTEUR MEDICAL HIALEAH GARDEN LLC			1	100%	1
BALLAD HEALTH MEDICAL ASSOCIATES URGENT CARE			1	100%	1
GOOD PEDIATRICS			1	100%	1
TITUSVILLE TOWERS ASSISTED LIVING		1			1
NORTHSIDE FAMILY MEDICINE AND URGENT CARE (CUMMING)		1			1
LABORATORIO MEDICO CENTRAL CONDOMINO MD			1	100%	1
HEALTH PLUS SUNRISE MEDICAL OFFICE			1	100%	1
CONCIERGE INTERNAL MEDICINE ASSOCIATES			1	100%	1
LAKE VISTA DIALYSIS			1	100%	1
CVS NE8616POCT LINCOLN		1			1
SAINT ALPHONSUS REGIONAL MEDICAL CENTER			1	100%	1
APPLING NURSING & REHABILITATION PAVIL		1			1
FINLAY MEDICAL RESEARCH CORP			1	100%	1
THE CLINIC ON SIXTH			1	100%	1
LOURDES URGENT CARE			1	100%	1
LOPEZ		1			1
INDIAN RIVER CLINICAL LABORATORY, INC.		1			1

COVID-19: testing by laboratory

Data through Feb 15, 2021 verified as of Feb 16, 2021 at 09:25 AM

Data in this report are provisional and subject to change.

The numbers in the table below represent the number of Florida and non-Florida residents for whom test results were received by the Department of Health. A person can be tested by more than one laboratory and can have both positive and negative results. **Therefore, the sum of the numbers in each column will be larger than the total number of people tested.**

Reporting lab	Inconclusive	Negative	Positive	Percent positive	Total
UF HEALTH - WILDLIGHT			1	100%	1
MAHONEY PEDIATRICS PA			1	100%	1
Birmingham Nursing & Rehab Center		1			1
ENCOMPASS HEALTH REHABILITATION HOSPITAL OF MIAMI			1	100%	1
MEDEXPRESS URGENT CARE - DANVILLE		1			1
LABTOX LABORATORIES			1	100%	1
BAPTIST HEALTH EXPRESS CARE			1	100%	1
SPARTANBURG REGIONAL MEDICAL CENTER			1	100%	1
ASCENSION ST VINCENT'S - WESTSIDE			1	100%	1
Port Orange Nursing And Rehab Center			1	100%	1
Kroger 49 - The Little Clinic Wichita - 21st St.			1	100%	1
NORTH PALM BEACH DIALYSIS CENTER			1	100%	1
MEMORIAL HERMANN KATY HOSPITAL			1	100%	1
DEACONESS URGENT CARE CENTER			1	100%	1
MIDDLETON PEDIATRICS			1	100%	1
ST. LUKE'S HOSPITAL			1	100%	1
BAPTIST ASI			1	100%	1
TENNOVA HEALTHCARE - CLEVELAND			1	100%	1
CHI MEMORIAL HOSPITAL CHATTANOOGA			1	100%	1
MANCHESTER COMMONS		1			1
TREASURE COAST COMMUNITY HEALTH INC			1	100%	1
ABBOTT LABORATORIES - OCCUPATIONAL HEALTH SERVICES			1	100%	1
Manor Care Health Care Services - Williamsport North		1			1
AUTUMN CARE OF STATESVILLE, LLC		1			1
Kroger 753 - The Little Clinic Goss Avenue		1			1
ATHENA PLASTIC SURGERY		1			1
BLACKBERRY CENTER, THE		1			1
BUFFALO VAMC			1	100%	1
NHC HealthCare St. Charles		1			1
LABORATORIO BUENA SALUD			1	100%	1
WATERTOWN URGENT CARE		1			1
COBLESKILL REGIONAL HOSPITAL		1			1
ENZO LABS INC			1	100%	1
Kroger 907 - The Little Clinic Holland		1			1
SAN JOSE CLINIC		1			1
Autumn Care of Suffolk		1			1
CVS CA9721POCT ARCADIA		1			1
NF Escambia, LLC DBA Olive BranchHealth and Rehabilitaion Center			1	100%	1
WOODHILLS LABS			1	100%	1
PREMIER MOBILE HEALTH SERVICES, LLC			1	100%	1
SUPERKIDS PEDIATRICS			1	100%	1
ADVANCED CARDIOVASCULAR DIAGNOSTICS OF FL			1	100%	1
RAMBAM URGENT CARE			1	100%	1
CVS IL5797POCT CAROL STREAM		1			1
ST JOHN'S HOME CARE			1	100%	1
SELECT MEDICAL CLINIC			1	100%	1

COVID-19: testing by laboratory

Data through Feb 15, 2021 verified as of Feb 16, 2021 at 09:25 AM

Data in this report are provisional and subject to change.

The numbers in the table below represent the number of Florida and non-Florida residents for whom test results were received by the Department of Health. A person can be tested by more than one laboratory and can have both positive and negative results. **Therefore, the sum of the numbers in each column will be larger than the total number of people tested.**

Reporting lab	Inconclusive	Negative	Positive	Percent positive	Total
WELL-KEY URGENT CARE SEVIERVILLE			1	100%	1
TEMPUS_LABS			1	100%	1
ISLANDS ASSISTED LIVING FACILITY,THE			1	100%	1
HELEN HAYES HOSPITAL LABORATORY		1			1
Walgreens #5914		1			1
Fairhope		1			1
Crestwood Nursing Center		1			1
MIAMI VASCULAR SURGERY			1	100%	1
INLET CONCIERGE MEDICINE			1	100%	1
NEMOURS CHILDREN'S PRIMARY CARE, ST CLOUD			1	100%	1
Garden Isle Healthcare and Rehabilitation Center		1			1
Kroger 350 - The Little Clinic New Cut Road		1			1
ADVANCE MD CARE			1	100%	1
GENDERXPRESS/PICTURE ME PERFECT IMAGING			1	100%	1
EAST COAST INSTITUTE FOR RESEARCH LLC			1	100%	1
C V S / PHARMACY #833		1			1
MEDICAL ASSOCIATES OF THE SHOALS		1			1
MINUTECLINIC DIAGNOSTIC OF VIRGINIA, LLC #1980		1			1
ANDREWS INSTITUTE AMBULATORY SURGERY CENTER		1			1
HARDEE COUNTY FIRE RESCUE		1			1
Harbert Hills Academy Nursing Home		1			1
Rockcastle Health and Rehab		1			1
MERCYONE DES MOINES MEDICAL CENTER			1	100%	1
POINTE MEDICAL SERVICES INC			1	100%	1
SMITH KLINE			1	100%	1
FAMILY MEDICINE AT CELEBRATION		1			1
GUTHRIE CORNING HOSPITAL LABORATORY		1			1
COASTAL DETOX		1			1
EXAC CARE CROSSVILLE		1			1
MINUTECLINIC, LLC #4507		1			1
URGENT CARE OF FORT LAUDERDALE INC			1	100%	1
ELAN MANATEE			1	100%	1
OAKWOOD HOSPITAL - SOUTHSORE			1	100%	1
BORINQUEN HEALTH CENTER			1	100%	1
HEALTHCARE FOR THE HOMELESS			1	100%	1
ANY LAB TEST NOW JACKSONVILLE		1			1
INFECTION CONTROL DEPT			1	100%	1
CLEMENT MANOR HEALTH CENTER		1			1
Oakland Nursing and Rehabilitation Center		1			1
CVS AZ10529POCT SCOTTSDALE		1			1
Belvoir Woods Health Care Center at The Fairfax		1			1
Jacaranda Manor			1	100%	1
Douglas County Health Center		1			1
CONNECTICUT PEDIATRICS @ CHC		1			1
KNAPP MEDICAL GROUP			1	100%	1
ST VINCENTS AMBULATORY CARE INC			1	100%	1

COVID-19: testing by laboratory

Data through Feb 15, 2021 verified as of Feb 16, 2021 at 09:25 AM

Data in this report are provisional and subject to change.

The numbers in the table below represent the number of Florida and non-Florida residents for whom test results were received by the Department of Health. A person can be tested by more than one laboratory and can have both positive and negative results. **Therefore, the sum of the numbers in each column will be larger than the total number of people tested.**

Reporting lab	Inconclusive	Negative	Positive	Percent positive	Total
CHIEFLAND MEDICAL CENTER			1	100%	1
SUPREME LABORATORY			1	100%	1
FLORIDA HOSPITAL LAB			1	100%	1
Chestnut Ridge Nursing & Rehab		1			1
Signature Healthcare of Georgetown		1			1
MEDCOR, INC			1	100%	1
JMJ FAMILY PRACTICE			1	100%	1
ST JOHNS PEDIATRICS PA		1			1
BL DIAGNOSTICS LLC			1	100%	1
PARK AVENUE PEDIATRICS PC		1			1
HABANA HEALTH CARE CENTER			1	100%	1
F W HUSTON MEDICAL CENTER SENIOR LIVIN		1			1
Village Crest Center for Health & Rehabilitation		1			1
SOMA MEDICAL CENTER PA #2 OAKLAND			1	100%	1
BAPTIST HOSPITAL EAST			1	100%	1
WEST COCOA PHARMACY			1	100%	1
CURELOGICS WOUND CARE & HYPERBARIC CENTER		1			1
Florida Baptist Retirement Center		1			1
SANTA BARABARA ALF LLC (THE WINDSOR)			1	100%	1
CVS NV5942POCT LAS VEGAS		1			1
MOUNT SINAI MEDICAL CENTER AVENTURA ER			1	100%	1
Aspire Physical Recovery Center at Cahaba River		1			1
OMNI HEALTHCARE URGENT CARE			1	100%	1
CVS MI8049POCT WATERFORD		1			1
CVS IN8669POCT INDIANAPOLIS		1			1
MERCY - NORTH IOWA			1	100%	1
OHIO VALLEY MANOR NURSING &		1			1
CLERMONT HEALTH DEPARTMENT			1	100%	1
CENTRAL JERSEY URGENT CARE OF EATONTOW		1			1
CVS CA9823POCT SACRAMENTO		1			1
FAITH FAMILY PRACTICE			1	100%	1
HIDALGO FAMILY CLINIC			1	100%	1
CVS TX7675POCT RED OAK			1	100%	1
ST MARY'S OF SAGINAW		1			1
FAMILY MEDICAL CLINIC KENDALL LLC			1	100%	1
HEALTH FIRST MEDICAL GROUP LLC			1	100%	1
ODYSSEY HEALTH CARE OF MARION COUNTY LLC		1			1
Mary Anna Nursing Home		1			1
PEACHEALTH LABORATORIES		1			1
AMERICAN LAB LLC		1			1
BAYFRONT HEAL WOUND CARE AND HYPERBARIC CENTER			1	100%	1
JUPITER MEDICAL CENTER INC			1	100%	1
Ash Flat Healthcare and Rehabilitation Center			1	100%	1
PRIMARY CARE & PEDIATRICS - SHEPHERSTOWN		1			1
GRAND VIEW HOSPITAL			1	100%	1
WEST FLORIDA MEDICAL ASSOCIATES PA			1	100%	1

COVID-19: testing by laboratory

Data through Feb 15, 2021 verified as of Feb 16, 2021 at 09:25 AM

Data in this report are provisional and subject to change.

The numbers in the table below represent the number of Florida and non-Florida residents for whom test results were received by the Department of Health. A person can be tested by more than one laboratory and can have both positive and negative results. **Therefore, the sum of the numbers in each column will be larger than the total number of people tested.**

Reporting lab	Inconclusive	Negative	Positive	Percent positive	Total
DAVITA DIALYSIS-NORTH			1	100%	1
URGENT CARE CENTER OF PORT ORANGE LLC			1	100%	1
HATLEY HEALTH CARE, INC		1			1
CSL PLASMA LAB			1	100%	1
PRIMARY AND URGENT CARE			1	100%	1
VA COMMUNITY BASED CLINIC - LAKE CITY			1	100%	1
MCH PHYSICIANS GROUP			1	100%	1
Valley Center (WV)			1	100%	1
SKY RIDGE MEDICAL CENTER - MICRO			1	100%	1
NORTHSIDE FAMILY MEDICINE		1			1
SHAMRA MEDICAL LABORATORY			1	100%	1
MARYLAND DEPARTMENT OF HEALTH AND MENTAL HYGIENE-LABORATORIES			1	100%	1
FIU HEALTH CARE CENTER			1	100%	1
DR PHILLIPS CENTER FOR WELLNESS		1			1
MEDICAL ASSOCIATES OF PINELLAS - LAB			1	100%	1
ENCOMPASS HEALTH HOME HEALTH		1			1
Kroger 367 - The Little Clinic Walton		1			1
HEARTLAND OF ZEPHYRHILLS FL, LLC			1	100%	1
LAKELAND REGIONAL HEALTH GRASSLANDS		1			1
BOULDER COMMUNITY HOSPITAL			1	100%	1
TRAFALGAR DIALYSIS			1	100%	1
KAISER PERMANENTE REGIONAL REFERENCE LABORATORY		1			1
Shelbyville Manor		1			1
Kroger 395 - The Little Clinic Blanchester		1			1
CVS TX10016POCT PRINCETON		1			1
AVALON MEDICAL GROUP			1	100%	1
ORMOND BEACH DIALYSIS			1	100%	1
NORTH FLORIDA FAMILY MEDICINE			1	100%	1
DUKE UNIVERSITY POINT OF CARE TESTING PROGRAM			1	100%	1
VALLEY HOSPITAL MEDICAL CENTER		1			1
PALM BEACH COUNTY HEALTH DEPT.			1	100%	1
LIFESPAN HEALTH - SELMER		1			1
LEVY COUNTY DEPT. OF PUBLIC SAFETY			1	100%	1
MANHATTAN COLLEGE HEALTH SERVICES		1			1
UNIVERSITY OF MIAMI PRIMARY CARE SITE UMHC 3039			1	100%	1
MERCY GENERAL HOSPITAL			1	100%	1
SUNSHINE PEDIATRICS OF LUTz			1	100%	1
CVS MA2125POCT NATICK		1			1
UHS BINGHAMTON GENERAL			1	100%	1
VIP FAMILY PRACTICE			1	100%	1
Sanford Health & Rehabilitation			1	100%	1
NEWTON MEMORIAL HOSPITAL		1			1
BLACKBAG DIGITAL HEALTH LLC		1			1
THE NEW JEWISH HOME		1			1
SMITH			1	100%	1
BETHESDA DIALYSIS			1	100%	1

COVID-19: testing by laboratory

Data through Feb 15, 2021 verified as of Feb 16, 2021 at 09:25 AM

Data in this report are provisional and subject to change.

The numbers in the table below represent the number of Florida and non-Florida residents for whom test results were received by the Department of Health. A person can be tested by more than one laboratory and can have both positive and negative results. **Therefore, the sum of the numbers in each column will be larger than the total number of people tested.**

Reporting lab	Inconclusive	Negative	Positive	Percent positive	Total
Lenbrook		1			1
Bay View Nursing and Rehabilitation Center			1	100%	1
CARESOUTH HHA HOLDINGS OF THE TREASURE COAST LLC			1	100%	1
ADVENTHEALTH MEDICAL GROUP SENIOR HEALTH AT			1	100%	1
The Pines at Poughkeepsie Center for Nursing and Rehabilitation		1			1
Northern Nevada State Veterans Home		1			1
BAYCARE OUTREACH LAB AT NEW TAMPA			1	100%	1
HENRICO DOCTOR'S LABORATORY			1	100%	1
CVS NM8918POCT ALBUQUERQUE		1			1
IVAN, MAYA			1	100%	1
LAKE COMMUNITY ACTION AGENCY		1			1
CVS TX1057POCT SAN ANTONIO		1			1
CAROMONT HEALTH			1	100%	1
FREDERICK MEMORIAL HOSPITAL			1	100%	1
SOUTH FLORIDA URGENT CARE CENTERS, LLC			1	100%	1
EVENTIDE LUTHERAN HOME		1			1
CVS IL2297144CV CHICAGO		1			1
HAWAII DEPARTMENT OF HEALTH LAB			1	100%	1
BETHESDA ON TURKEY CREEK			1	100%	1
SWIFTCARE URGENT CARE, PLLC			1	100%	1
UMASS MEMORIAL MEDICAL CENTER, INC		1			1
TRIHEALTH			1	100%	1
Avera Sr. James Care Center		1			1
Remarkable Healthcare Dallas			1	100%	1
CONVENIENT MEDICAL AND HEALTH SERVICES			1	100%	1
RM PHARMACY SERVICES INC		1			1
MORNINGSIDE NURSING AND REHABILITATION		1			1
ENCOMPASS HEALTH REHABILITATION			1	100%	1
SHANNON MEDICAL CENTER			1	100%	1
DOCTORS AFTER HOURS URGENT CARE CENTER			1	100%	1
DR JAMES D FORBES FAMILY CARE CENTER			1	100%	1
ST VINCENTS OUTPATIENT IMAGING		1			1
UNLIMITED MEDICAL SERVICES OF FL PL DBA		1			1
CVS SC7334POCT LEXINGTON		1			1
NAVARRO MEDICAL CENTERS LLC			1	100%	1
AUGUSTA HEALTH CLINICAL LABORATORY			1	100%	1
HOUSTON DEPARTMENT OF HEALTH AND HUMAN SERVICES			1	100%	1
WEST COAST CLINICAL LABS INC			1	100%	1
HHCS PHARMACY INC			1	100%	1
Kroger 549 - The Little Clinic Clinton Highway		1			1
CENTRAL FL INTERNAL MEDICINE ASSOCIATES LLC		1			1
ACCURATE HEALTH SERVICES CORP			1	100%	1
MICROBIOLOGY DEPARTMENT			1	100%	1
CHP COVID-19 (TX)			1	100%	1
PCR DIAGNOSTICS			1	100%	1
VELOCITY URGENT CARE - REDMILL			1	100%	1

COVID-19: testing by laboratory

Data through Feb 15, 2021 verified as of Feb 16, 2021 at 09:25 AM

Data in this report are provisional and subject to change.

The numbers in the table below represent the number of Florida and non-Florida residents for whom test results were received by the Department of Health. A person can be tested by more than one laboratory and can have both positive and negative results. **Therefore, the sum of the numbers in each column will be larger than the total number of people tested.**

Reporting lab	Inconclusive	Negative	Positive	Percent positive	Total
Life Care Center of Auburn		1			1
CRYSTAL RIVER FIRE DEPARTMENT			1	100%	1
ARBOR DIAGNOSTICS, INC		1			1
HOSPICE OF MARION COUNTY INC			1	100%	1
Kroger 672 - The Little Clinic Bill Kennedy & Glenwood		1			1
Kroger 673 - The Little Clinic Dallas			1	100%	1
Valley View Health and Rehabilitation, LLC		1			1
DE TAR HOSPITAL			1	100%	1
Essex Center for Rehabilitation and Healthcare		1			1
HACKENSACK UNIVERSITY MEDICAL CENTER		1			1
LAKEVIEW HEALTH CARE SYSTEM LLC			1	100%	1
KENDALL PEDIATRICS PARTNERS LLC			1	100%	1
FAMILY PRACTICE ASSOCIATES		1			1
UMMC MIDTOWN CAMPUS			1	100%	1
ADVENTHEALTH MEDICAL GROUP COMMUNITY MEDICINE			1	100%	1
KINGWOOD EMERGENCY HOSPITAL			1	100%	1
Total	86,229	15,776,618	2,360,095	13%	18,222,942