

COVID-19: summary of cases and monitoring

Data through Feb 16, 2021 verified as of Feb 17, 2021 at 09:25 AM

Data in this report are provisional and subject to change.

Cases: people with positive PCR or antigen test result		Cases: people with positive PCR or antigen test result	
Total cases		Risk factors for Florida residents	
Florida residents	1,811,078	Traveled	14,483
Non-Florida residents	33,549	Contact with a known case	690,823
Type of testing		Traveled and contact with a known case	19,773
Florida residents	1,811,078	Neither	1,085,999
Positive by BPHL/CDC	66,429	No travel and no contact	208,965
Positive by commercial/hospital lab	1,744,649	Travel is unknown	639,584
PCR positive	1,478,634	Contact is unknown	396,913
Antigen positive	332,444	Contact is pending	418,510
Non-Florida residents	33,549	Travel can be unknown and contact can be unknown or pending for the same case, these numbers will sum to more than the "neither" total.	
Positive by BPHL/CDC	838		
Positive by commercial/hospital lab	32,711		
PCR positive	23,345		
Antigen positive	10,204		
Characteristics			
Florida residents hospitalized	76,825		
Florida resident deaths	29,311		
Non-Florida resident deaths	513		
Hospitalized counts include anyone who was hospitalized at some point during their illness. It does not reflect the number of people currently hospitalized.			
More information on deaths identified through death certificate data is available on the National Center for Health Statistics website at www.cdc.gov/nchs/nvss/vsrr/COVID19/index.htm .			

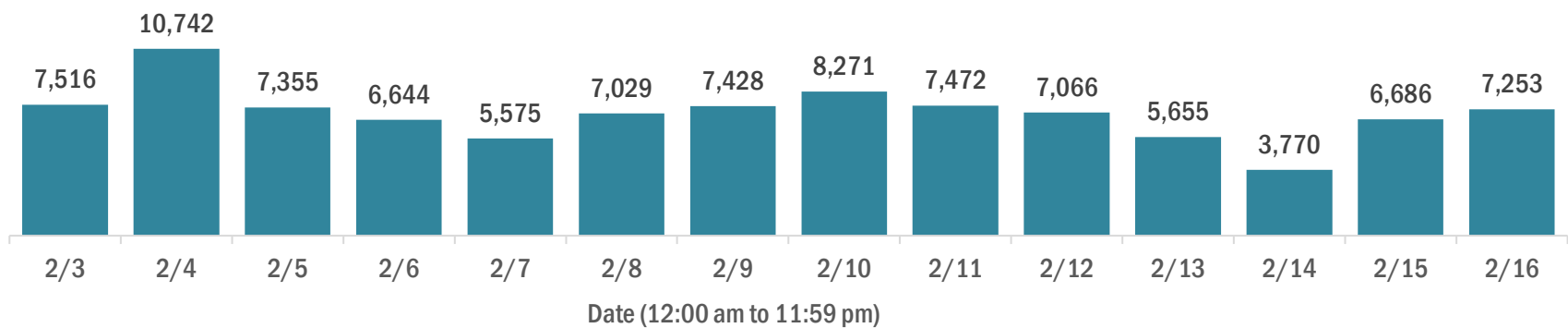
COVID-19: summary of laboratory testing

Data through Feb 16, 2021 verified as of Feb 17, 2021 at 09:25 AM

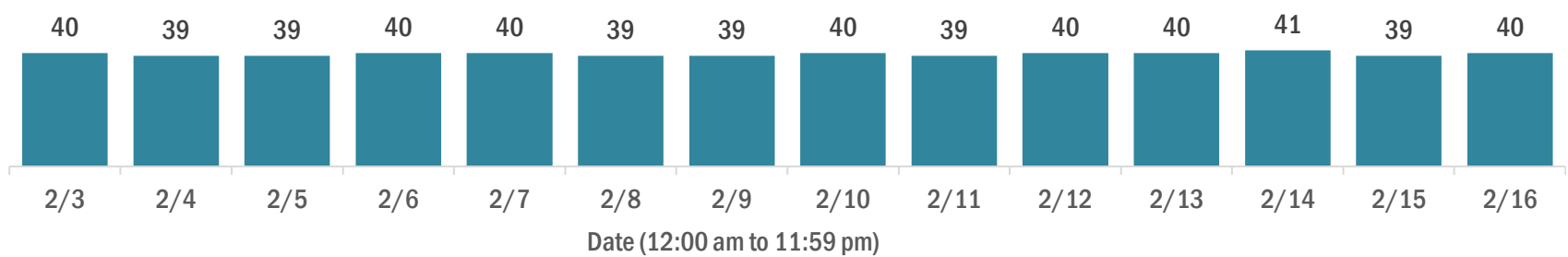
Data in this report are provisional and subject to change.

Cases in Florida residents per day for the past 2 weeks

Number of cases per day



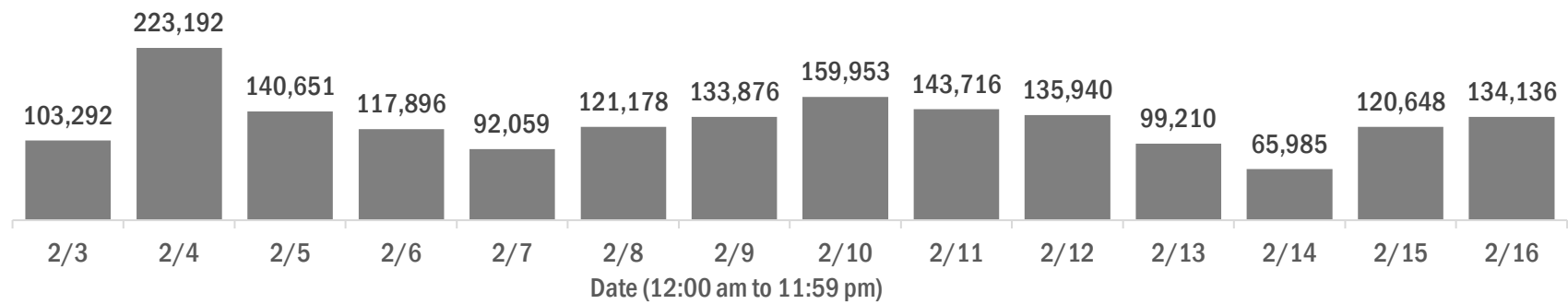
Median age of cases by day



Laboratory testing for Florida residents over the past 2 weeks

Number of Florida residents tested per day

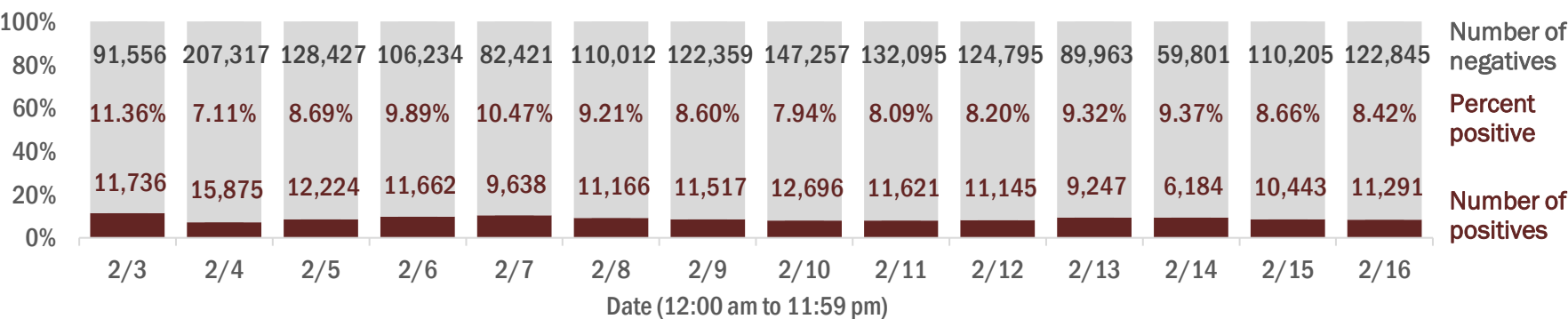
These counts include the number of people for whom the Department received PCR or antigen laboratory results by day. People tested on multiple days will be included for each day a new result was received. A person is only counted once for each day they are tested, regardless of whether multiple specimens are tested or multiple results are received.



Number and percent of Florida residents with positive test results

The percent of positive results ranged from 7.11% to 11.36% over the past 2 weeks and was 8.42% yesterday.

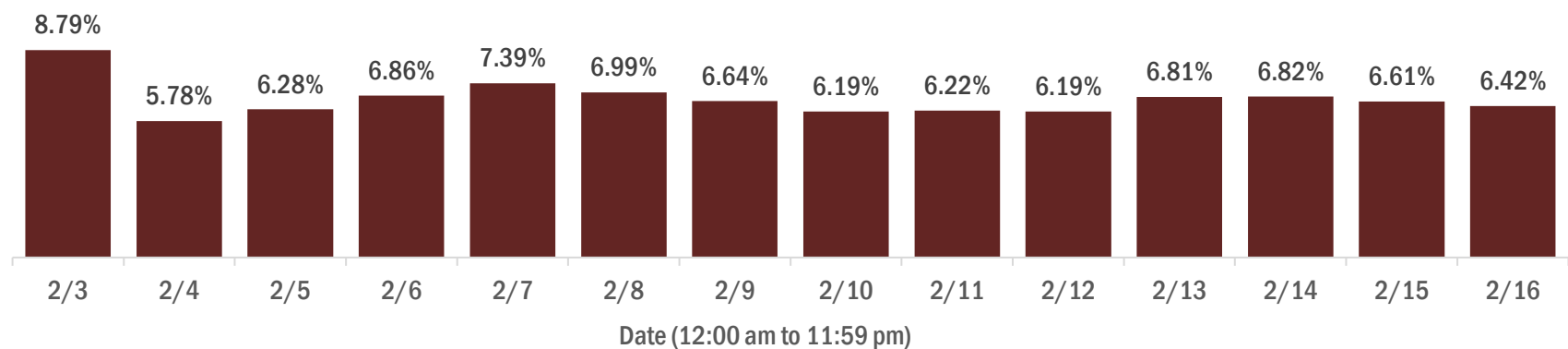
These counts include the number of people for whom the Department received PCR or antigen laboratory results by day. People tested on multiple days will be included for each day a new result was received. A person is only counted once for each day they are tested, regardless of whether multiple specimens are tested or multiple results are received. If a person has a positive specimen and a negative specimen in the same day, only the positive result is counted.



Percent positivity for new cases in Florida residents

The percent of positive results ranged from 5.78% to 8.79% over the past 2 weeks and was 6.42% yesterday.

This percent is the number of people who test PCR- or antigen-positive for the first time divided by all the people tested that day, excluding people who have previously tested positive.



COVID-19: characteristics of 1,811,078 Florida resident cases

Data through Feb 16, 2021 verified as of Feb 17, 2021 at 09:25 AM

Data in this report are provisional and subject to change.

Age group	Cases		Hospitalizations		Deaths	
0-4 years	35,371	<div></div> 2%	501	<div></div> 1%	0	<div></div> 0%
5-14 years	109,222	<div></div> 6%	474	<div></div> 1%	5	<div></div> 0%
15-24 years	278,431	<div></div> 15%	1,893	<div></div> 2%	39	<div></div> 0%
25-34 years	315,386	<div></div> 17%	3,745	<div></div> 5%	149	<div></div> 1%
35-44 years	280,321	<div></div> 15%	5,644	<div></div> 7%	438	<div></div> 1%
45-54 years	276,191	<div></div> 15%	8,737	<div></div> 11%	1,091	<div></div> 4%
55-64 years	238,815	<div></div> 13%	12,953	<div></div> 17%	3,109	<div></div> 11%
65-74 years	151,534	<div></div> 8%	16,042	<div></div> 21%	6,211	<div></div> 21%
75-84 years	84,399	<div></div> 5%	15,980	<div></div> 21%	8,934	<div></div> 30%
85+ years	40,160	<div></div> 2%	10,851	<div></div> 14%	9,335	<div></div> 32%
Unknown	1,248	<div></div> 0%	5	<div></div> 0%	0	<div></div> 0%
Total	1,811,078		76,825		29,311	

Gender	Cases	
Female	946,765	<div></div> 52%
Male	850,858	<div></div> 47%
Unknown	13,455	<div></div> 1%
Total	1,811,078	

Ethnicity	Cases		Hospitalizations		Deaths	
Hispanic	572,623	<div></div> 32%	19,572	<div></div> 25%	6,778	<div></div> 23%
Non-Hispanic	861,706	<div></div> 48%	53,396	<div></div> 70%	20,461	<div></div> 70%
Unknown	376,749	<div></div> 21%	3,857	<div></div> 5%	2,072	<div></div> 7%
Total	1,811,078		76,825		29,311	

Race and ethnicity	Cases		Hospitalizations		Deaths	
White	1,005,519	<div></div> 56%	49,932	<div></div> 65%	21,284	<div></div> 73%
Hispanic	381,584	<div></div> 21%	13,832	<div></div> 18%	5,317	<div></div> 18%
Non-Hispanic	547,316	<div></div> 30%	34,499	<div></div> 45%	14,939	<div></div> 51%
Unknown	76,619	<div></div> 4%	1,601	<div></div> 2%	1,028	<div></div> 4%
Black	238,680	<div></div> 13%	15,961	<div></div> 21%	4,673	<div></div> 16%
Hispanic	13,768	<div></div> 1%	662	<div></div> 1%	187	<div></div> 1%
Non-Hispanic	204,496	<div></div> 11%	14,956	<div></div> 19%	4,311	<div></div> 15%
Unknown	20,416	<div></div> 1%	343	<div></div> 0%	175	<div></div> 1%
Other race	267,768	<div></div> 15%	8,691	<div></div> 11%	2,407	<div></div> 8%
Hispanic	135,095	<div></div> 7%	4,603	<div></div> 6%	1,099	<div></div> 4%
Non-Hispanic	91,222	<div></div> 5%	3,686	<div></div> 5%	1,100	<div></div> 4%
Unknown	41,451	<div></div> 2%	402	<div></div> 1%	208	<div></div> 1%
Unknown race	299,111	<div></div> 17%	2,241	<div></div> 3%	947	<div></div> 3%
Hispanic	42,176	<div></div> 2%	475	<div></div> 1%	175	<div></div> 1%
Non-Hispanic	18,672	<div></div> 1%	255	<div></div> 0%	111	<div></div> 0%
Unknown	238,263	<div></div> 13%	1,511	<div></div> 2%	661	<div></div> 2%
Total	1,811,078		76,825		29,311	

Hospitalization counts include anyone who was hospitalized at some point during their illness. It does not reflect the number of people currently hospitalized. **Other race** includes any person with a race of American Indian/Alaskan native, Asian, native Hawaiian/Pacific Islander, or other.

COVID-19: deaths in Florida residents and staff of long-term care facilities

Data through Feb 16, 2021 verified as of Feb 17, 2021 at 09:25 AM

Data in this report are provisional and subject to change.

For current cases in residents or staff of long-term care facilities, please visit: <https://floridahealthcovid19.gov/>

County	Deaths		County	Deaths		County	Deaths	
Palm Beach	986	<div></div> 10%	Martin	151	<div></div> 1%	Gilchrist	17	<div></div> 0%
Dade	972	<div></div> 10%	Hernando	142	<div></div> 1%	Gadsden	15	<div></div> 0%
Pinellas	828	<div></div> 8%	Osceola	130	<div></div> 1%	Wakulla	15	<div></div> 0%
Broward	609	<div></div> 6%	Charlotte	124	<div></div> 1%	Calhoun	14	<div></div> 0%
Hillsborough	523	<div></div> 5%	Indian River	112	<div></div> 1%	Gulf	14	<div></div> 0%
Polk	400	<div></div> 4%	Clay	109	<div></div> 1%	Bradford	13	<div></div> 0%
Brevard	365	<div></div> 4%	Jackson	85	<div></div> 1%	Washington	13	<div></div> 0%
Sarasota	363	<div></div> 4%	Leon	85	<div></div> 1%	Baker	12	<div></div> 0%
Orange	360	<div></div> 4%	Bay	84	<div></div> 1%	Flagler	12	<div></div> 0%
Duval	359	<div></div> 4%	St. Johns	80	<div></div> 1%	Jefferson	10	<div></div> 0%
Lee	330	<div></div> 3%	Highlands	79	<div></div> 1%	Holmes	9	<div></div> 0%
Volusia	269	<div></div> 3%	Santa Rosa	75	<div></div> 1%	Lafayette	8	<div></div> 0%
Escambia	259	<div></div> 3%	Alachua	60	<div></div> 1%	Franklin	7	<div></div> 0%
Marion	242	<div></div> 2%	Suwannee	56	<div></div> 1%	Levy	7	<div></div> 0%
St. Lucie	227	<div></div> 2%	Columbia	47	<div></div> 0%	Desoto	6	<div></div> 0%
Pasco	214	<div></div> 2%	Sumter	44	<div></div> 0%	Monroe	4	<div></div> 0%
Seminole	213	<div></div> 2%	Putnam	34	<div></div> 0%	Dixie	3	<div></div> 0%
Lake	203	<div></div> 2%	Nassau	32	<div></div> 0%	Taylor	3	<div></div> 0%
Manatee	179	<div></div> 2%	Walton	26	<div></div> 0%	Hardee	2	<div></div> 0%
Collier	178	<div></div> 2%	Hendry	25	<div></div> 0%	Hamilton	1	<div></div> 0%
Citrus	167	<div></div> 2%	Okeechobee	23	<div></div> 0%	Liberty	1	<div></div> 0%
Okaloosa	154	<div></div> 2%	Madison	19	<div></div> 0%			
						Total	10,208	

Note: cases are summarized by the county of usual residence. Residents and staff may be cases associated with facilities that are not in their county of usual residence, resulting in cases being included below for counties that do not have facilities with known cases.

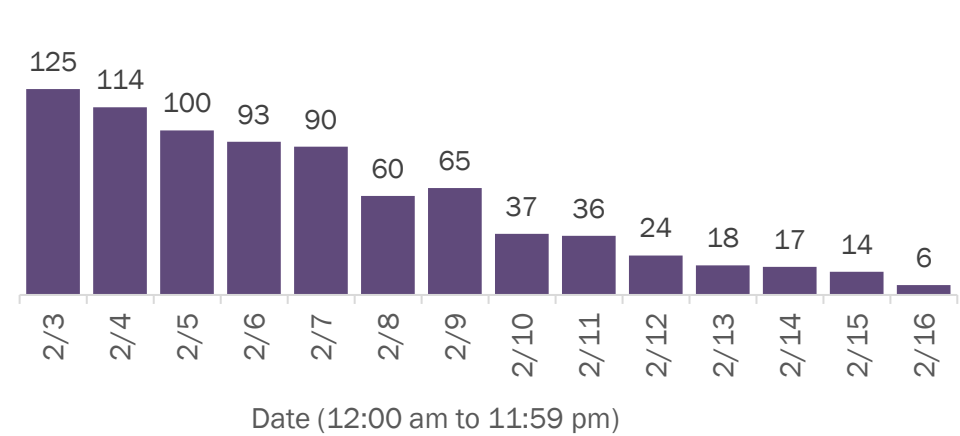
COVID-19: cases in Florida residents who have died

Data through Feb 16, 2021 verified as of Feb 17, 2021 at 09:25 AM

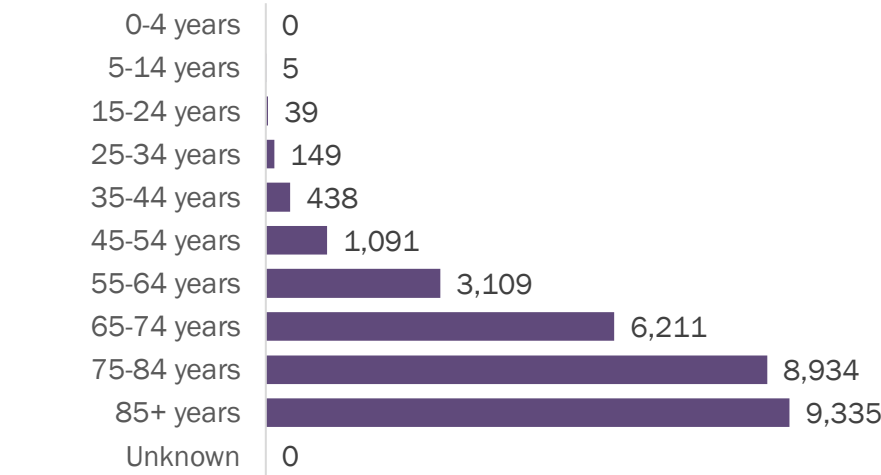
Data in this report are provisional and subject to change.

Demographics for all identified COVID-19 deaths: 29,311

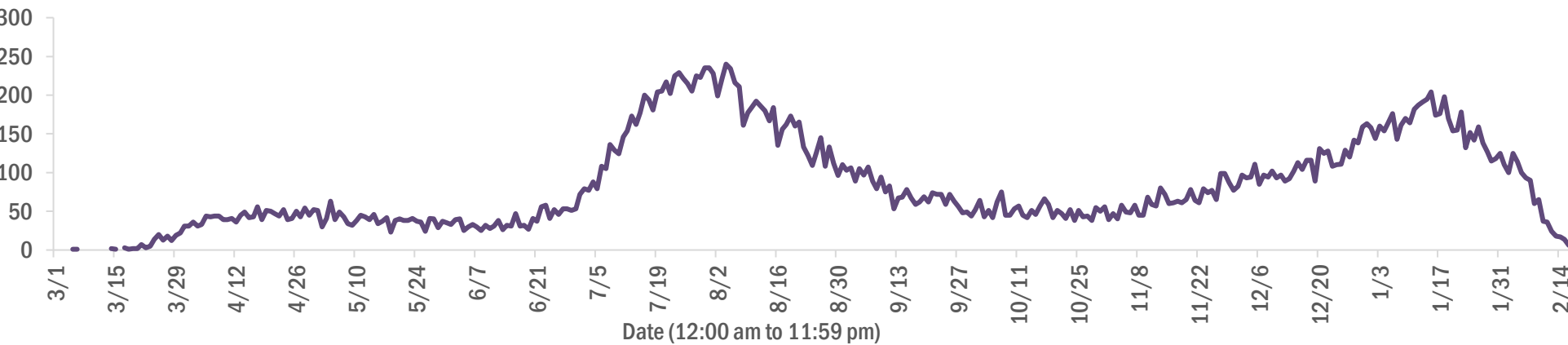
Deaths by date of death for the past 2 weeks



Deaths by age group



Deaths by date of death since March 2020



Age group	Deaths	Cases	Case fatality rate	Mortality rate per 100,000 population
0-4 years	0	35,371	0.0%	0.0
5-14 years	5	109,222	0.0%	0.2
15-24 years	39	278,431	0.0%	1.6
25-34 years	149	315,386	0.0%	5.3
35-44 years	438	280,321	0.2%	16.8
45-54 years	1,091	276,191	0.4%	39.2
55-64 years	3,109	238,815	1.3%	107.5
65-74 years	6,211	151,534	4.1%	255.9
75-84 years	8,934	84,399	10.6%	636.2
85+ years	9,335	40,160	23.2%	1616.4
Unknown	0	1,248	0.0%	
Total	29,311	1,811,078	1.6%	135.7

Gender	Deaths	Cases	Case fatality rate	Mortality rate per 100,000 population
Female	12,911	946,765	1.4%	116.9
Male	16,400	850,858	1.9%	155.3
Unknown	0	13,455	0.0%	
Total	29,311	1,811,078	1.6%	135.7

Race	Deaths	Cases	Case fatality rate	Mortality rate per 100,000 population
White	21,284	1,005,519	2.1%	127.5
Black	4,673	238,680	2.0%	127.8
Other	2,407	267,768	0.9%	193.4
Unknown	947	299,111	0.3%	
Total	29,311	1,811,078	1.6%	135.7

Ethnicity	Deaths	Cases	Case fatality rate	Mortality rate per 100,000 population
Hispanic	6,778	572,623	1.2%	119.4
Non-Hispanic	20,461	861,706	2.4%	128.5
Unknown	2,072	376,749	0.5%	
Total	29,311	1,811,078	1.6%	135.7

COVID-19: characteristics of 1,811,078 cases

Data through Feb 16, 2021 verified as of Feb 17, 2021 at 09:25 AM

Data in this report are provisional and subject to change.

Tables below include cases in Florida residents and non-Florida residents.

All 67 Florida counties have cases:

County	FL resident cases		Non-FL resident cases	Total cases	FL resident deaths	FL death rate
Dade	392,357	<div></div> 22%	4,869	397,226	5,229	1.3%
Broward	184,694	<div></div> 10%	2,137	186,831	2,283	1.2%
Palm Beach	113,865	<div></div> 6%	1,929	115,794	2,362	2.1%
Orange	109,074	<div></div> 6%	1,444	110,518	1,060	1.0%
Hillsborough	106,615	<div></div> 6%	898	107,513	1,427	1.3%
Duval	85,475	<div></div> 5%	1,397	86,872	1,062	1.2%
Pinellas	62,303	<div></div> 3%	1,568	63,871	1,385	2.2%
Lee	54,181	<div></div> 3%	1,825	56,006	861	1.6%
Polk	54,675	<div></div> 3%	383	55,058	1,087	2.0%
Osceola	35,112	<div></div> 2%	577	35,689	414	1.2%
Volusia	32,749	<div></div> 2%	546	33,295	622	1.9%
Escambia	29,548	<div></div> 2%	3,410	32,958	598	2.0%
Brevard	31,879	<div></div> 2%	566	32,445	710	2.2%
Pasco	31,749	<div></div> 2%	287	32,036	619	1.9%
Manatee	30,134	<div></div> 2%	603	30,737	564	1.9%
Collier	28,348	<div></div> 2%	999	29,347	434	1.5%
Leon	27,458	<div></div> 2%	833	28,291	266	1.0%
Marion	26,508	<div></div> 1%	108	26,616	700	2.6%
Sarasota	25,028	<div></div> 1%	1,165	26,193	700	2.8%
Seminole	25,949	<div></div> 1%	193	26,142	405	1.6%
Lake	23,328	<div></div> 1%	327	23,655	525	2.3%
Alachua	21,715	<div></div> 1%	245	21,960	203	0.9%
St. Lucie	21,102	<div></div> 1%	132	21,234	523	2.5%
St. Johns	19,397	<div></div> 1%	263	19,660	182	0.9%
Okaloosa	17,877	<div></div> 1%	186	18,063	312	1.7%
Bay	17,369	<div></div> 1%	679	18,048	321	1.8%
Santa Rosa	16,405	<div></div> 1%	211	16,616	246	1.5%
Clay	16,337	<div></div> 1%	38	16,375	283	1.7%
Hernando	10,725	<div></div> 1%	82	10,807	379	3.5%
Indian River	10,528	<div></div> 1%	90	10,618	252	2.4%
Charlotte	10,236	<div></div> 1%	157	10,393	338	3.3%
Martin	10,005	<div></div> 1%	183	10,188	269	2.7%
Citrus	9,358	<div></div> 1%	75	9,433	373	4.0%
Sumter	7,590	<div></div> 0%	78	7,668	224	3.0%
Columbia	7,512	<div></div> 0%	36	7,548	149	2.0%

County	FL resident cases		Non-FL resident cases	Total cases	FL resident deaths	FL death rate
Nassau	7,093	<div></div> 0%	412	7,505	107	1.5%
Highlands	6,930	<div></div> 0%	67	6,997	291	4.2%
Walton	6,137	<div></div> 0%	703	6,840	79	1.3%
Jackson	5,774	<div></div> 0%	62	5,836	140	2.4%
Putnam	5,727	<div></div> 0%	17	5,744	119	2.1%
Flagler	5,620	<div></div> 0%	69	5,689	86	1.5%
Monroe	5,326	<div></div> 0%	300	5,626	44	0.8%
Gadsden	5,327	<div></div> 0%	16	5,343	79	1.5%
Suwannee	5,032	<div></div> 0%	27	5,059	125	2.5%
Hendry	4,209	<div></div> 0%	18	4,227	65	1.5%
Desoto	3,595	<div></div> 0%	17	3,612	71	2.0%
Okeechobee	3,423	<div></div> 0%	34	3,457	69	2.0%
Unknown	365	<div></div> 0%	3,038	3,403	0	0.0%
Baker	3,224	<div></div> 0%	15	3,239	54	1.7%
Wakulla	3,107	<div></div> 0%	12	3,119	51	1.6%
Bradford	2,778	<div></div> 0%	13	2,791	49	1.8%
Levy	2,767	<div></div> 0%	9	2,776	30	1.1%
Hardee	2,721	<div></div> 0%	13	2,734	26	1.0%
Taylor	2,591	<div></div> 0%	6	2,597	39	1.5%
Washington	2,565	<div></div> 0%	20	2,585	40	1.6%
Holmes	2,123	<div></div> 0%	31	2,154	42	2.0%
Madison	1,913	<div></div> 0%	25	1,938	39	2.0%
Gulf	1,806	<div></div> 0%	23	1,829	35	1.9%
Union	1,718	<div></div> 0%	1	1,719	70	4.1%
Calhoun	1,589	<div></div> 0%	3	1,592	38	2.4%
Lafayette	1,567	<div></div> 0%	0	1,567	24	1.5%
Hamilton	1,533	<div></div> 0%	17	1,550	21	1.4%
Dixie	1,445	<div></div> 0%	3	1,448	17	1.2%
Jefferson	1,358	<div></div> 0%	22	1,380	22	1.6%
Gilchrist	1,373	<div></div> 0%	4	1,377	31	2.3%
Franklin	1,242	<div></div> 0%	30	1,272	12	1.0%
Liberty	1,029	<div></div> 0%	1	1,030	14	1.4%
Glades	886	<div></div> 0%	2	888	15	1.7%
Total	1,811,078		33,549	1,844,627	29,311	1.6%

COVID-19: characteristics of 1,811,078 Florida resident cases

Data through Feb 16, 2021 verified as of Feb 17, 2021 at 09:25 AM

Data in this report are provisional and subject to change.

The table below includes the cities and counties of residence for cases in Florida residents based on the patient's ZIP Code. Note that city is not always received as part of the initial notification and may be missing while the case is being investigated.

City and county	Cases
Miami, Dade	227,539
Orlando, Orange	80,934
Jacksonville, Duval	80,320
Tampa, Hillsborough	62,461
Hialeah, Dade	55,435
Fort Lauderdale, Broward	39,821
Hollywood, Broward	35,409
West Palm Beach, Palm Beach	27,922
Kissimmee, Osceola	27,171
Tallahassee, Leon	26,492
Pensacola, Escambia	24,553
Naples, Collier	23,905
Homestead, Dade	23,501
Saint Petersburg, Pinellas	23,000
Fort Myers, Lee	21,434
Bradenton, Manatee	19,714
Ocala, Marion	19,604
Boca Raton, Palm Beach	19,215
Lakeland, Polk	19,043
Pompano Beach, Broward	18,078
Gainesville, Alachua	17,292
Sarasota, Sarasota	15,433
Port Saint Lucie, St. Lucie	13,888
Lake Worth, Palm Beach	13,867
Cape Coral, Lee	13,634
Clearwater, Pinellas	12,251
Miami Beach, Dade	12,178
Miramar, Broward	12,083
Panama City, Bay	11,049
Boynton Beach, Palm Beach	11,040
Doral, Dade	10,709
Coral Springs, Broward	10,490
Saint Augustine, St. Johns	10,429
Miami Gardens, Dade	10,305
Melbourne, Brevard	9,329
Winter Haven, Polk	9,229
Delray Beach, Palm Beach	8,636
Lehigh Acres, Lee	8,486
Riverview, Hillsborough	8,096
Vero Beach, Indian River	8,081
Milton, Santa Rosa	7,972
Davie, Broward	7,964
New Port Richey, Pasco	7,372
Palm Bay, Brevard	7,287
Sunrise, Broward	7,246
Fort Pierce, St. Lucie	7,072
Coral Gables, Dade	7,021
Saint Cloud, Osceola	6,890
Lake City, Columbia	6,861
Largo, Pinellas	6,830
Daytona Beach, Volusia	6,760
Orange Park, Clay	6,680
Apopka, Orange	6,617
Spring Hill, Hernando	6,413
Plantation, Broward	6,260
Clermont, Lake	6,194
North Miami Beach, Dade	6,162
Davenport, Polk	6,144
Brandon, Hillsborough	6,087

COVID-19: characteristics of 1,811,078 Florida resident cases

Data through Feb 16, 2021 verified as of Feb 17, 2021 at 09:25 AM

Data in this report are provisional and subject to change.

The table below includes the cities and counties of residence for cases in Florida residents based on the patient's ZIP Code. Note that city is not always received as part of the initial notification and may be missing while the case is being investigated.

City and county	Cases
Weston, Broward	5,790
Plant City, Hillsborough	5,788
Sanford, Seminole	5,741
Jupiter, Palm Beach	5,712
Deltona, Volusia	5,600
Deerfield Beach, Broward	5,412
Winter Garden, Orange	5,278
Port Charlotte, Charlotte	5,034
Fort Walton Beach, Okaloosa	4,980
Tamarac, Broward	4,959
Palm Coast, Flagler	4,750
Crestview, Okaloosa	4,745
Stuart, Martin	4,732
Wesley Chapel, Pasco	4,648
Land O Lakes, Pasco	4,517
Coconut Creek, Broward	4,512
Palm Beach Gardens, Palm Beach	4,472
Deland, Volusia	4,420
Margate, Broward	4,405
Palmetto, Manatee	4,400
Winter Park, Orange	4,347
Palm Harbor, Pinellas	4,309
Wellington, Palm Beach	4,239
Miami Lakes, Dade	4,231
Oviedo, Seminole	4,200
Opa Locka, Dade	4,037
Altamonte Springs, Seminole	3,993
Middleburg, Clay	3,974
Live Oak, Suwannee	3,929
Port Orange, Volusia	3,885
Lutz, Hillsborough	3,870
Haines City, Polk	3,867
Venice, Sarasota	3,790
North Port, Sarasota	3,771
Brooksville, Hernando	3,743
Punta Gorda, Charlotte	3,731
Sebring, Highlands	3,710
Ocoee, Orange	3,709
Leesburg, Lake	3,701
Valrico, Hillsborough	3,675
Hallandale, Broward	3,666
Saint Johns, St. Johns	3,597
The Villages, Sumter	3,587
Pembroke Pines, Broward	3,508
Arcadia, Desoto	3,493
Bonita Springs, Lee	3,435
Ormond Beach, Volusia	3,431
Okeechobee, Okeechobee	3,412
Seminole, Pinellas	3,391
Navarre, Santa Rosa	3,361
Zephyrhills, Pasco	3,300
Immokalee, Collier	3,188
Windermere, Orange	3,174
Longwood, Seminole	3,139
Pinellas Park, Pinellas	3,139
Gulf Breeze, Santa Rosa	3,114
North Lauderdale, Broward	3,062
Ruskin, Hillsborough	3,000
Cantonment, Escambia	2,978

COVID-19: characteristics of 1,811,078 Florida resident cases

Data through Feb 16, 2021 verified as of Feb 17, 2021 at 09:25 AM

Data in this report are provisional and subject to change.

The table below includes the cities and counties of residence for cases in Florida residents based on the patient's ZIP Code. Note that city is not always received as part of the initial notification and may be missing while the case is being investigated.

City and county	Cases
Niceville, Okaloosa	2,973
North Miami, Dade	2,968
Cocoa, Brevard	2,947
Quincy, Gadsden	2,832
Panama City Beach, Bay	2,825
Jacksonville Beach, Duval	2,823
Crawfordville, Wakulla	2,787
Lake Worth Beach, Palm Beach	2,783
Cutler Ridge, Dade	2,750
Key West, Monroe	2,742
Palatka, Putnam	2,655
Casselberry, Seminole	2,640
Hudson, Pasco	2,632
Bartow, Polk	2,625
Dade City, Pasco	2,612
Fernandina Beach, Nassau	2,588
Port Richey, Pasco	2,583
Green Cove Springs, Clay	2,557
North Fort Myers, Lee	2,523
Oakland Park, Broward	2,475
Titusville, Brevard	2,450
Perry, Taylor	2,438
Ponte Vedra Beach, St. Johns	2,433
Lake Mary, Seminole	2,428
Kissimmee, Polk	2,417
Winter Springs, Seminole	2,410
Auburndale, Polk	2,408
Aventura, Dade	2,324
Lake Wales, Polk	2,322
Marianna, Jackson	2,320
Lynn Haven, Bay	2,311
New Smyrna Beach, Volusia	2,303
Merritt Island, Brevard	2,294
Tarpon Springs, Pinellas	2,281
Inverness, Citrus	2,249
Clewiston, Hendry	2,224
Fleming Island, Clay	2,172
Belle Glade, Palm Beach	2,163
Eustis, Lake	2,102
Santa Rosa Beach, Walton	2,097
Royal Palm Beach, Palm Beach	2,078
Wimauma, Hillsborough	2,058
Parkland, Broward	2,040
Esteros, Lee	2,035
Cooper City, Broward	2,016
Dunedin, Pinellas	2,000
Chipley, Washington	1,998
Defuniak Springs, Walton	1,991
Loxahatchee, Palm Beach	1,985
Holiday, Pasco	1,907
Rockledge, Brevard	1,884
Starke, Bradford	1,869
Key Biscayne, Dade	1,865
Labelle, Hendry	1,865
Sarasota, Manatee	1,856
Destin, Okaloosa	1,854
Mount Dora, Lake	1,808
Parrish, Manatee	1,801
Avon Park, Highlands	1,794

COVID-19: characteristics of 1,811,078 Florida resident cases

Data through Feb 16, 2021 verified as of Feb 17, 2021 at 09:25 AM

Data in this report are provisional and subject to change.

The table below includes the cities and counties of residence for cases in Florida residents based on the patient's ZIP Code. Note that city is not always received as part of the initial notification and may be missing while the case is being investigated.

City and county	Cases
Odessa, Hillsborough	1,781
Palm City, Martin	1,771
Mulberry, Polk	1,769
Tavares, Lake	1,740
Riviera Beach, Palm Beach	1,714
Summerfield, Marion	1,677
Seffner, Hillsborough	1,668
Yulee, Nassau	1,656
Wauchula, Hardee	1,584
Groveland, Lake	1,575
Macclenny, Baker	1,571
Pinecrest, Dade	1,554
Mayo, Lafayette	1,541
Coconut Grove, Dade	1,527
Bonifay, Holmes	1,525
Maitland, Orange	1,513
Callahan, Nassau	1,496
Sebastian, Indian River	1,487
Carol City, Dade	1,486
Orange City, Volusia	1,482
Lithia, Hillsborough	1,479
Ponte Vedra, St. Johns	1,471
Crossings, Dade	1,467
Missing, Dade	1,455
Crystal River, Citrus	1,411
Homosassa, Citrus	1,405
Lady Lake, Lake	1,404
Palmetto Bay, Dade	1,381
Lake Butler, Union	1,330
Dania, Broward	1,320
Pace, Santa Rosa	1,316
Lake Placid, Highlands	1,308
Madison, Madison	1,279
Atlantic Beach, Duval	1,277
Sun City Center, Hillsborough	1,273
Gibsonton, Hillsborough	1,265
Biscayne Park, Dade	1,256
Florida City, Dade	1,246
Monticello, Jefferson	1,243
Dover, Hillsborough	1,241
Oldsmar, Pinellas	1,220
Hobe Sound, Martin	1,215
Indiantown, Martin	1,205
Dunnellon, Marion	1,205
Alachua, Alachua	1,200
Graceville, Jackson	1,195
Edgewater, Volusia	1,191
Apollo Beach, Hillsborough	1,181
Palm Springs, Palm Beach	1,171
Century, Escambia	1,135
Debary, Volusia	1,132
Bellevue, Marion	1,129
North Palm Beach, Palm Beach	1,100
Lantana, Palm Beach	1,087
Newberry, Alachua	1,086
South Miami, Dade	1,076
Lecanto, Citrus	1,053
Havana, Gadsden	1,050
El Portal, Dade	1,040

COVID-19: characteristics of 1,811,078 Florida resident cases

Data through Feb 16, 2021 verified as of Feb 17, 2021 at 09:25 AM

Data in this report are provisional and subject to change.

The table below includes the cities and counties of residence for cases in Florida residents based on the patient's ZIP Code. Note that city is not always received as part of the initial notification and may be missing while the case is being investigated.

City and county	Cases
Hilliard, Nassau	1,038
Williston, Levy	1,021
Blountstown, Calhoun	1,011
Jasper, Hamilton	1,009
Safety Harbor, Pinellas	990
Beverly Hills, Citrus	989
Freeport, Walton	983
Ellenton, Manatee	983
Jensen Beach, Martin	971
Satellite Beach, Brevard	951
Trenton, Gilchrist	936
Wewahitchka, Gulf	934
Sanderson, Baker	928
Wildwood, Sumter	918
Lauderhill, Broward	917
Keystone Heights, Clay	903
Everglades National Park, Dade	896
Nokomis, Sarasota	876
Hernando, Citrus	874
Mary Esther, Okaloosa	872
Wilton Manors, Broward	868
Fellsmere, Indian River	864
Englewood, Charlotte	862
Frostproof, Polk	860
Port Saint Joe, Gulf	843
Fisher Island, Dade	842
Bushnell, Sumter	838
Polk City, Polk	835
Moore Haven, Glades	831
Dunnellon, Citrus	827
Key Largo, Monroe	826
Coleman, Sumter	822
Medley, Dade	809
Shalimar, Okaloosa	807
Bristol, Liberty	797
Cross City, Dixie	788
Lauderdale Lakes, Broward	783
South Bay, Palm Beach	761
Pahokee, Palm Beach	761
Marco Island, Collier	733
Glen Saint Mary, Baker	720
Cocoa Beach, Brevard	720
High Springs, Alachua	719
Fort Meade, Polk	714
Chattahoochee, Gadsden	712
Uleta, Dade	704
Olympia Heights, Dade	702
Chiefland, Levy	691
Minneola, Lake	684
Coral, Dade	679
Interlachen, Putnam	677
Englewood, Sarasota	677
Sorrento, Lake	677
Indialantic, Brevard	675
Trinity, Pasco	673
Crescent City, Putnam	673
Thonotosassa, Hillsborough	670
Miramar Beach, Walton	668
Spring Hill, Pasco	655

COVID-19: characteristics of 1,811,078 Florida resident cases

Data through Feb 16, 2021 verified as of Feb 17, 2021 at 09:25 AM

Data in this report are provisional and subject to change.

The table below includes the cities and counties of residence for cases in Florida residents based on the patient's ZIP Code. Note that city is not always received as part of the initial notification and may be missing while the case is being investigated.

City and county	Cases
Lawtey, Bradford	650
Fruitland Park, Lake	644
Bowling Green, Hardee	638
Marathon, Monroe	630
Jacksonville, St. Johns	626
Southwest Ranches, Broward	620
Fort Myers Beach, Lee	614
Old Town, Dixie	606
Lake Alfred, Polk	602
Neptune Beach, Duval	599
Fort White, Columbia	598
Umatilla, Lake	594
West Melbourne, Brevard	582
Baker, Okaloosa	546
Sneads, Jackson	540
Bronson, Levy	536
Silver Springs, Marion	533
Belle Isle, Orange	529
Clearwater Beach, Pinellas	528
Carrabelle, Franklin	521
South Daytona, Volusia	514
Jay, Santa Rosa	513
Palm Beach, Palm Beach	509
Weeki Wachee, Hernando	508
Gulfport, Pinellas	492
Sweetwater, Dade	477
Hawthorne, Alachua	471
Cottdonale, Jackson	467
Mascotte, Lake	465
Midway, Gadsden	451
Molino, Escambia	451
Bunnell, Flagler	450
Citra, Marion	449
Zolfo Springs, Hardee	447
Oakland, Orange	444
Surfside, Dade	443
East Palatka, Putnam	442
Rotunda West, Charlotte	441
Oxford, Sumter	438
Florida State University, Leon	430
Myakka City, Manatee	421
Melbourne Beach, Brevard	421
Youngstown, Bay	417
Cape Canaveral, Brevard	415
Altha, Calhoun	411
Ocklawaha, Marion	408
Apalachicola, Franklin	407
Branford, Suwannee	404
Bell, Gilchrist	402
Tavernier, Monroe	397
Mims, Brevard	395
Centerville, Leon	393
Flagler Beach, Flagler	392
Indian Harbour Beach, Brevard	389
Dundee, Polk	388
Celebration, Osceola	387
Alva, Lee	382
Bal Harbour, Dade	371
Archer, Alachua	367

COVID-19: characteristics of 1,811,078 Florida resident cases

Data through Feb 16, 2021 verified as of Feb 17, 2021 at 09:25 AM

Data in this report are provisional and subject to change.

The table below includes the cities and counties of residence for cases in Florida residents based on the patient's ZIP Code. Note that city is not always received as part of the initial notification and may be missing while the case is being investigated.

City and county	Cases
Hastings, St. Johns	360
Haverhill, Palm Beach	357
Raiford, Union	356
De Leon Springs, Volusia	353
Eagle Lake, Polk	351
Webster, Sumter	349
Osprey, Sarasota	337
Floral City, Citrus	330
Grand Ridge, Jackson	329
West Miami, Dade	327
Holly Hill, Volusia	315
Greenville, Madison	314
Lake Park, Palm Beach	313
Pierson, Volusia	312
Vernon, Washington	310
Jennings, Hamilton	310
Malone, Jackson	309
Tequesta, Palm Beach	304
Satsuma, Putnam	300
Ave Maria, Collier	299
Grand Island, Lake	299
Chuluota, Seminole	297
Eastpoint, Franklin	296
Montverde, Lake	294
Indian Rocks Beach, Pinellas	287
Gotha, Orange	286
Westville, Holmes	286
Lehigh, Lee	282
Bryceville, Nassau	280
Elkton, St. Johns	280
Laurel Hill, Okaloosa	277
Melrose, Putnam	277
Sebastian, Brevard	276
Reddick, Marion	273
Alafaya, Orange	271
Kenneth City, Pinellas	263
Valparaiso, Okaloosa	262
Malabar, Brevard	262
O Brien, Suwannee	262
Greenwood, Jackson	261
Fort McCoy, Marion	260
Ponce De Leon, Holmes	256
Winter Park, Seminole	255
San Antonio, Pasco	254
Anthony, Marion	250
Lake Panasoffkee, Sumter	247
Belleair, Pinellas	247
Geneva, Seminole	234
Morriston, Levy	232
South Pasadena, Pinellas	231
Greenacres, Palm Beach	226
Sanibel, Lee	225
Edgewood, Orange	225
Inlet Beach, Walton	224
Southport, Bay	221
Lee, Madison	218
Hosford, Liberty	217
Fountain, Bay	216
Gretna, Gadsden	215

COVID-19: characteristics of 1,811,078 Florida resident cases

Data through Feb 16, 2021 verified as of Feb 17, 2021 at 09:25 AM

Data in this report are provisional and subject to change.

The table below includes the cities and counties of residence for cases in Florida residents based on the patient's ZIP Code. Note that city is not always received as part of the initial notification and may be missing while the case is being investigated.

City and county	Cases
White Springs, Hamilton	213
Kindred, Osceola	213
Weirsdale, Marion	210
Missing, Volusia	206
Fern Park, Seminole	204
Wellborn, Suwannee	203
Hallandale Beach, Broward	202
Longboat Key, Manatee	199
University Of Central Fl, Orange	198
Bay Harbor Islands, Dade	196
Mcdavid, Escambia	195
Eglin Air Force Base, Okaloosa	194
Missing, Orange	192
Saint James City, Lee	190
Mcalpin, Suwannee	185
Holt, Okaloosa	182
Azalea Park, Orange	182
Sopchoppy, Wakulla	181
Lakewood Ranch, Manatee	179
Islamorada, Monroe	178
Howey-In-The-Hills, Lake	177
Holmes Beach, Manatee	177
Micanopy, Alachua	176
Altoona, Lake	176
Alford, Jackson	176
The Villages, Marion	176
Astatula, Lake	174
Juno Beach, Palm Beach	174
Babson Park, Polk	170
Poinciana, Polk	167
Zellwood, Orange	166
Madeira Beach, Pinellas	163
The Villages, Lake	162
Lauderdale By The Sea, Broward	160
Atlantis, Palm Beach	158
Caryville, Washington	156
University Of Miami, Dade	155
Summerland Key, Monroe	153
Mangonia Park, Palm Beach	152
Center Hill, Sumter	149
Bokeelia, Lee	148
Odessa, Pasco	147
Lake Helen, Volusia	147
Lockhart, Orange	146
Viera, Brevard	145
Pomona Park, Putnam	144
Bay Lake, Orange	141
Oak Hill, Volusia	140
Rocky Point, Hillsborough	139
Hiawassee, Orange	138
Clair-Mel City, Hillsborough	138
Golden Beach, Dade	135
University Of Fl, Alachua	133
Osteen, Volusia	133
Citrus Springs, Citrus	132
Ponce Inlet, Volusia	132
Grant-Valkaria, Brevard	132
Hypoluxo, Palm Beach	131
Hollister, Putnam	131

COVID-19: characteristics of 1,811,078 Florida resident cases

Data through Feb 16, 2021 verified as of Feb 17, 2021 at 09:25 AM

Data in this report are provisional and subject to change.

The table below includes the cities and counties of residence for cases in Florida residents based on the patient's ZIP Code. Note that city is not always received as part of the initial notification and may be missing while the case is being investigated.

City and county	Cases
Carrollwood, Hillsborough	125
Baldwin, Duval	123
Sumterville, Sumter	122
Cutler Bay, Dade	122
Hampton, Bradford	122
San Mateo, Putnam	121
Apopka, Seminole	121
Clarksville, Calhoun	119
Lutz, Pasco	117
Matlacha, Lee	116
Cloud Lake, Palm Beach	115
Steinhatchee, Taylor	115
Inglis, Levy	114
Big Pine Key, Monroe	113
Paisley, Lake	112
Placida, Charlotte	111
Lady Lake, Sumter	111
Kendall, Dade	111
Christmas, Orange	111
Lake Hamilton, Polk	110
Panacea, Wakulla	102
Buena Ventura Lakes, Osceola	102
Callaway, Bay	100
Lamont, Jefferson	99
Belleair Beach, Pinellas	99
Seville, Volusia	99
Temple Terrace, Hillsborough	98
South Fort Myers, Lee	97
Dinsmore, Duval	97
Hurlburt Field, Okaloosa	95
Canal Point, Palm Beach	95
University Of Central Florida, Orange	94
Brooker, Bradford	93
Florahome, Putnam	93
Tierra Verde, Pinellas	92
Harmony, Osceola	91
Astor, Lake	91
Waldo, Alachua	91
West Park, Broward	90
Bascom, Jackson	88
Lighthouse Point, Broward	88
Barefoot Bay, Brevard	87
Florida Gulf Coast Univ, Lee	87
Fruit Cove, St. Johns	85
Missing, Lee	85
University Of South Florida, Hillsborough	84
Barry University, Dade	84
Tyndall Air Force Base, Bay	84
Missing, St. Johns	83
Pinetta, Madison	83
Maitland, Seminole	82
Cedar Key, Levy	81
Saint Leo, Pasco	81
Crystal Beach, Pinellas	79
Lorida, Highlands	79
F M, Lee	78
Bradenton Beach, Manatee	77
Dania Beach, Broward	77
Kathleen, Polk	76

COVID-19: characteristics of 1,811,078 Florida resident cases

Data through Feb 16, 2021 verified as of Feb 17, 2021 at 09:25 AM

Data in this report are provisional and subject to change.

The table below includes the cities and counties of residence for cases in Florida residents based on the patient's ZIP Code. Note that city is not always received as part of the initial notification and may be missing while the case is being investigated.

City and county	Cases
Missing, Marion	74
Ocean Ridge, Palm Beach	74
Palma Ceia, Hillsborough	73
Welaka, Putnam	73
Avon Park, Polk	72
Patrick Air Force Base, Brevard	71
Campbellton, Jackson	70
City Of Sunrise, Broward	70
Sunny Isles Beach, Dade	70
Eatonville, Orange	68
Fort Denaud, Hendry	68
Saint Pete Beach, Pinellas	68
Ochopee, Collier	68
Air Mail Facility, Dade	67
Yalaha, Lake	65
Missing, St. Lucie	64
Boca Grande, Lee	63
North Venice, Sarasota	63
Princeton, Dade	62
Greensboro, Gadsden	62
Stock Island, Monroe	62
Reunion, Osceola	59
Bonita Beach, Lee	58
Destin, Walton	58
Georgetown, Putnam	58
Orlando, Seminole	57
Bellview, Escambia	56
Mexico Beach, Bay	56
Anna Maria, Manatee	54
Cudjoe Key, Monroe	54
Lake Suzy, Desoto	53
Orlando, Dade	52
Missing, Santa Rosa	52
Miami, Unknown	51
Micco, Brevard	51
North Redington Beach, Pinellas	51
Heathrow, Seminole	51
Northdale, Hillsborough	50
Treasure Island, Pinellas	50
Ona, Hardee	50
Walnut Hill, Escambia	49
Singer Island, Palm Beach	49
Felda, Hendry	49
Miami Springs, Dade	48
Palm Beach Shores, Palm Beach	47
Aloma, Orange	47
Salt Springs, Marion	47
Miromar Lakes, Lee	47
Cinco Bayou, Okaloosa	47
Okahumpka, Lake	46
Town N Country, Hillsborough	46
Missing, Duval	44
Terra Ceia, Manatee	44
Orlando, Osceola	44
Enterprise, Volusia	44
Missing, Lake	43
Missing, Pasco	43
Highland City, Polk	43
Missing, Pinellas	43

COVID-19: characteristics of 1,811,078 Florida resident cases

Data through Feb 16, 2021 verified as of Feb 17, 2021 at 09:25 AM

Data in this report are provisional and subject to change.

The table below includes the cities and counties of residence for cases in Florida residents based on the patient's ZIP Code. Note that city is not always received as part of the initial notification and may be missing while the case is being investigated.

City and county	Cases
Sewalls Point, Martin	43
Florence Villa, Polk	41
Intercession City, Osceola	41
Duette, Manatee	41
University Of Tampa, Hillsborough	41
Saint Johns, Duval	40
Village Of Wellington, Palm Beach	40
Waverly, Polk	40
Manalapan, Palm Beach	40
Ebro, Washington	39
Gulf Breeze, Escambia	39
Key Colony Beach, Monroe	39
Orlando, Broward	39
Kenansville, Osceola	38
Eaton Park, Polk	38
Florida International Univ, Dade	38
Ponte Vedra, Duval	37
Green Acres, Palm Beach	37
Bayonet Point, Pasco	37
Orlando, Volusia	37
Village Wellington, Palm Beach	36
Florida A And M University, Leon	36
Orlando, Polk	35
Naranja, Dade	34
Lacoochee, Pasco	34
Flemington, Marion	34
Missing, Palm Beach	34
Highland Beach, Palm Beach	34
Hialeah Gardens, Dade	34
Pasadena, Pinellas	33
Dowling Park, Suwannee	32
Tice, Lee	32
Cortez, Manatee	32
Palm Shores, Brevard	32
Bagdad, Santa Rosa	31
Homeland, Polk	31
Bay Pines, Pinellas	31
Lulu, Columbia	31
Eloise, Polk	30
Miami Shores, Dade	30
Bonita Springs, Collier	29
Penney Farms, Clay	29
Siesta Key, Sarasota	29
Orlando, Hillsborough	29
Hallandle Beach, Broward	28
Jupiter, Martin	28
Lealman, Pinellas	28
Pensacola Beach, Santa Rosa	27
Florida State, Leon	27
Caryville, Holmes	27
Mcintosh, Marion	27
Univ Of FI Student Dorms, Alachua	27
South Palm Beach, Palm Beach	27
Nocatee, Desoto	27
Stetson University, Volusia	27
Saint Marks, Wakulla	27
Lakeshore, Polk	26
Homosassa Springs, Citrus	26
Miami, Broward	26

COVID-19: characteristics of 1,811,078 Florida resident cases

Data through Feb 16, 2021 verified as of Feb 17, 2021 at 09:25 AM

Data in this report are provisional and subject to change.

The table below includes the cities and counties of residence for cases in Florida residents based on the patient's ZIP Code. Note that city is not always received as part of the initial notification and may be missing while the case is being investigated.

City and county	Cases
Venus, Highlands	26
City Of Westlake, Palm Beach	26
Horseshoe Beach, Dixie	26
North Bay Village, Dade	26
Kinard, Calhoun	26
Tangerine, Orange	25
Bayshore Gardens, Manatee	25
South Miami Heights, Dade	25
Chokoloskee, Collier	25
Palmdale, Glades	25
Missing, Monroe	25
Bonaventure, Broward	25
Indian Lake Estates, Polk	25
Poinciana, Osceola	24
Earleton, Alachua	24
Fort Lauderdale, Dade	24
Santa Fe, Alachua	24
Alturas, Polk	24
Davenport, Osceola	24
Missing, Hillsborough	24
Labelle, Glades	24
Pine Hills, Orange	23
Wekiva Springs, Seminole	23
New Smyrna, Volusia	23
Missing, Seminole	23
Missing, Escambia	23
Goulds, Dade	23
Balm, Hillsborough	22
Westchase, Hillsborough	22
Tioga, Alachua	22
Ridge Manor, Pasco	22
La Crosse, Alachua	22
Bradley, Polk	22
Florida Dept Of Corrections, Union	22
Yankeetown, Levy	22
Wausau, Washington	21
Paxton, Walton	21
Bonifay, Washington	21
Bostwick, Putnam	21
Sparr, Marion	21
Long Key, Monroe	21
Kissimmee, Orange	21
Hawthorne, Putnam	21
Perdido Key, Escambia	21
Orange Lake, Marion	21
Wabasso, Indian River	20
Indian River Shores, Indian River	20
Archer, Levy	20
Citrus Ridge, Indian River	20
Sydney, Hillsborough	20
Loughman, Polk	20
Plymouth, Orange	20
Crystal Springs, Pasco	19
Everglades City, Collier	19
Little Torch Key, Monroe	19
Laud-By-The-Sea, Broward	19
Mango, Hillsborough	19
Mexico Beach, Gulf	19
Babcock Ranch, Lee	19

COVID-19: characteristics of 1,811,078 Florida resident cases

Data through Feb 16, 2021 verified as of Feb 17, 2021 at 09:25 AM

Data in this report are provisional and subject to change.

The table below includes the cities and counties of residence for cases in Florida residents based on the patient's ZIP Code. Note that city is not always received as part of the initial notification and may be missing while the case is being investigated.

City and county	Cases
Sugarloaf Key, Monroe	19
Sun City, Hillsborough	19
Pine Castle, Orange	19
Branford, Lafayette	19
Missing, Citrus	19
Goodland, Collier	18
Florida International University, Dade	18
Missing, Manatee	18
Hollywood, Dade	18
Parker, Bay	18
Pembroke Park, Broward	18
Lowell, Marion	18
Orlando, Palm Beach	18
Westlake, Palm Beach	18
Fort Ogden, Desoto	18
Missing, Broward	17
Jensen Beach, St. Lucie	17
Graceville, Holmes	17
Candler, Marion	17
Nichols, Polk	17
Nalcrest, Polk	17
Maxville, Duval	17
Gulf Hammock, Levy	16
Shady Hills, Pasco	16
Jacksonville, Unknown	16
West Panama City Beach, Bay	16
Missing, Collier	16
Champions Gate, Polk	16
Orlando, Pinellas	16
Redington Shores, Pinellas	16
Wewahitchka, Calhoun	15
Woodville, Leon	15
Lake City, Suwannee	15
Trenton, Levy	15
Golden Oak, Orange	15
Lake Buena Vista, Orange	15
Tallevast, Manatee	15
Hernando Beach, Hernando	15
High Springs, Gilchrist	15
Hutchinson Island, St. Lucie	15
Gulf Stream, Palm Beach	15
Webster, Hernando	15
Village Of Palmetto Bay, Dade	14
Mount Dora, Orange	14
Union Park, Orange	14
Copeland, Collier	14
White Springs, Columbia	14
Lakewood Ranch, Sarasota	14
Missing, Indian River	14
Brooksville, Pasco	14
Murdock, Charlotte	14
Forest City, Orange	14
Otter Creek, Levy	14
Winter Garden, Lake	14
Trilby, Pasco	13
Daytona Beach Shores, Volusia	13
Hialeah, Unknown	13
Orlando, Brevard	13
Saint George Island, Franklin	13

COVID-19: characteristics of 1,811,078 Florida resident cases

Data through Feb 16, 2021 verified as of Feb 17, 2021 at 09:25 AM

Data in this report are provisional and subject to change.

The table below includes the cities and counties of residence for cases in Florida residents based on the patient's ZIP Code. Note that city is not always received as part of the initial notification and may be missing while the case is being investigated.

City and county	Cases
Missing, Brevard	13
Belleair Bluffs, Pinellas	13
Orlando, Lake	13
Watersound, Walton	13
Buckingham, Lee	13
Suwannee, Dixie	13
Graham, Bradford	13
Laurel Hill, Walton	13
Roseland, Indian River	12
Braden River, Manatee	12
Kingsley Lake, Bradford	12
Gonzalez, Escambia	12
Rosemary Beach, Walton	12
Pensacola Beach, Escambia	12
Johns Pass Village, Pinellas	12
Orlando, Unknown	12
Saint Lucie West, St. Lucie	12
Choctaw Beach, Okaloosa	12
Lake Monroe, Seminole	12
Long Boat Key, Manatee	12
Unknown, Dade	12
Fort Charlotte, Charlotte	12
Ramrod Key, Monroe	11
Florida State Univ Admin, Leon	11
Indian Creek Village, Dade	11
Missing, Putnam	11
Holder, Citrus	11
Mount Plymouth, Lake	11
Orlando, Leon	11
Wahneta, Polk	11
Durant, Hillsborough	11
Citrus Hills, Citrus	11
Leisure City, Dade	10
Orlando, Duval	10
Passport, Unknown	10
Seacrest, Walton	10
Greenville, Taylor	10
Hillsboro Beach, Broward	10
Naples, Lee	10
Steinhatchee, Dixie	10
Missing, Nassau	10
Ozona, Pinellas	10
Eau Gallie, Brevard	10
Deerfield Beach, Palm Beach	10
Deer Island, Lake	10
Alys Beach, Bay	10
Telogia, Liberty	10
Sea Ranch Lakes, Broward	9
Palma Sola, Manatee	9
Cottdonale, Washington	9
East Lake, Marion	9
Redington Beach, Pinellas	9
Lake Como, Putnam	9
Missing, Polk	9
University Park, Manatee	9
Grandin, Putnam	9
Beverly Beach, Flagler	9
Los Angeles, Dade	9
Lamont, Madison	9

COVID-19: characteristics of 1,811,078 Florida resident cases

Data through Feb 16, 2021 verified as of Feb 17, 2021 at 09:25 AM

Data in this report are provisional and subject to change.

The table below includes the cities and counties of residence for cases in Florida residents based on the patient's ZIP Code. Note that city is not always received as part of the initial notification and may be missing while the case is being investigated.

City and county	Cases
Lloyd, Jefferson	9
Forest City, Seminole	9
Haines Creek, Lake	9
Cypress, Jackson	9
Boca Raton, Broward	9
Rubonia, Manatee	9
Missing, Martin	9
Fanning Springs, Gilchrist	9
Missing, Unknown	9
Perrine, Dade	9
Saint Augustine, Duval	9
West Delray Beach, Palm Beach	9
Grant Valkaria, Brevard	9
Missing, Bay	9
Briny Breezes, Palm Beach	9
Dade City, Hernando	9
Nobleton, Hernando	8
Salem, Taylor	8
Virginia Gardens, Dade	8
Elfers, Pasco	8
Evinston, Alachua	8
Umatilla, Marion	8
Seybold, Dade	8
Fairfield, Marion	8
Ferndale, Lake	8
Fort Walton Beach, Unknown	8
Cross Creek, Alachua	8
Captiva, Lee	8
Ponce De Leon, Walton	8
Innovation, Pasco	8
Gibsonia, Polk	8
Jerome, Collier	8
Goldenrod, Seminole	8
Missing, Taylor	7
Wildlight, Nassau	7
Barberville, Volusia	7
Fort Lauderdale, Unknown	7
Missing, Okaloosa	7
Saint Augustine Beach, St. Johns	7
Niceville, Walton	7
Orlando, Alachua	7
Putnam Hall, Putnam	7
Palm City, St. Lucie	7
Aripeka, Pasco	7
Holt, Santa Rosa	7
Maitland, Volusia	7
White City, Gulf	7
Worthington Springs, Union	7
Pine Ridge, Citrus	7
Switzerland, St. Johns	7
University Of Central Fl, Hillsborough	7
Orlando, Pasco	7
Longboat Key, Sarasota	7
Babcock Ranch, Charlotte	7
Keystone Heights, Bradford	7
Fernandina, Nassau	7
Day, Lafayette	7
Orange Springs, Marion	7
Orange Park, Duval	7

COVID-19: characteristics of 1,811,078 Florida resident cases

Data through Feb 16, 2021 verified as of Feb 17, 2021 at 09:25 AM

Data in this report are provisional and subject to change.

The table below includes the cities and counties of residence for cases in Florida residents based on the patient's ZIP Code. Note that city is not always received as part of the initial notification and may be missing while the case is being investigated.

City and county	Cases
Port Saint John, Brevard	7
Basinger, Okeechobee	7
Missing, Flagler	6
Mayport Naval Station, Duval	6
Lake Butler, Bradford	6
Bradenton, Sarasota	6
Maitland, Osceola	6
Inglis, Citrus	6
Glenwood, Volusia	6
Orchid, Indian River	6
Miccosukee, Leon	6
Pensacola, Unknown	6
Ybor City, Hillsborough	6
Duck Key, Monroe	6
Newberry, Gilchrist	6
Sunny Hills, Washington	6
Orlando, Flagler	6
Orlando, Marion	6
Quail Heights, Dade	6
Punta Gorda, Lee	6
River Ranch, Polk	6
Valkaria, Brevard	6
Indian Shores, Pinellas	6
Coco River, Collier	6
Maitland, Hillsborough	6
Grove City, Charlotte	6
Winter Park, Polk	6
Winderemere, Orange	6
Missing, Walton	6
Missing, Clay	6
Labelle, Lee	6
Missing, Sarasota	5
Scottsmoor, Brevard	5
Westchester, Dade	5
Port Salerno, Martin	5
Hialeah, Broward	5
Ebro, Bay	5
Eglin, Okaloosa	5
Bruce, Holmes	5
Miami, Palm Beach	5
Stuart, St. Lucie	5
Pass, Unknown	5
Missing, Leon	5
Milton, Escambia	5
Shady Grove, Taylor	5
Mayport, Duval	5
Inlet Beach, Bay	5
Miramar, Dade	5
Morriston, Marion	5
Missing, Sumter	5
Miami Gardens, Unknown	5
Kissimmee, Unknown	5
Jacksonville Naval Air Station, Duval	5
Fort Lauderdale, Palm Beach	5
Bayou George, Bay	5
Boynton Beach, Broward	5
Psl, Unknown	5
Pompano Beach, Unknown	5
San Carlos Park, Lee	5

COVID-19: characteristics of 1,811,078 Florida resident cases

Data through Feb 16, 2021 verified as of Feb 17, 2021 at 09:25 AM

Data in this report are provisional and subject to change.

The table below includes the cities and counties of residence for cases in Florida residents based on the patient's ZIP Code. Note that city is not always received as part of the initial notification and may be missing while the case is being investigated.

City and county	Cases
Ocoee, Lake	5
Okeechobee, Martin	5
N/A, Unknown	5
Orlando, Manatee	5
Wakulla Springs, Wakulla	5
Miami Beach, Unknown	5
Anastasia Island, St. Johns	5
Fort Lauderdale, Lee	5
University Of Central Fl, Martin	5
Williston, Marion	5
Sandestin, Walton	4
Seacrest, Bay	4
Point Washington, Walton	4
Pompano Beach, Dade	4
East Rockland Key, Monroe	4
El Jobean, Charlotte	4
Bella Collina, Lake	4
Alys Beach, Walton	4
Missing, Alachua	4
Naples, Unknown	4
Hinsdale, Manatee	4
Weirsdale, Lake	4
Pompano Beach, Palm Beach	4
Oneco, Manatee	4
International Service Center, Dade	4
Indian Rock Beach, Pinellas	4
Hollywood, Unknown	4
Bowling Green, Polk	4
Cypress Gardens, Polk	4
Orlando, Lee	4
Branford, Gilchrist	4
Conch Key, Monroe	4
Cape Haze, Charlotte	4
Clewiston, Palm Beach	4
Okeechobee, Osceola	4
Sugarloaf, Monroe	4
Clarcona, Orange	4
Lamont, Taylor	4
Lazy Lake, Broward	4
Greenville, Jefferson	4
Deland, Lake	4
Oklawaha, Marion	4
Port Charlotte, Unknown	4
Okeechobee, Glades	4
West Bradenton, Manatee	4
Loxahatchee Groves, Palm Beach	4
Live Oak, Madison	4
Highland Park, Polk	4
Margate, Unknown	4
Melrose, Bradford	4
Ocean Breeze, Martin	4
Mid Florida, Seminole	4
Pensacola, Santa Rosa	4
Missing, Highlands	4
Glen Ridge, Palm Beach	4
Coconut Creek, Palm Beach	4
Brewton, Escambia	3
Apopka, Broward	3
Lanark Village, Franklin	3

COVID-19: characteristics of 1,811,078 Florida resident cases

Data through Feb 16, 2021 verified as of Feb 17, 2021 at 09:25 AM

Data in this report are provisional and subject to change.

The table below includes the cities and counties of residence for cases in Florida residents based on the patient's ZIP Code. Note that city is not always received as part of the initial notification and may be missing while the case is being investigated.

City and county	Cases
Lake Harbor, Palm Beach	3
Maitland, Polk	3
Orem, Palm Beach	3
Pp, Dade	3
Pp, Unknown	3
Woodside, Broward	3
Pass, Dade	3
Vero Beach, Brevard	3
Los Angeles, Broward	3
Lake Worth, Broward	3
Jacksonville, Dade	3
Lynbrook, Broward	3
Miami, Orange	3
Miami Gardens, Broward	3
Immokalee, Lee	3
Lake Geneva, Clay	3
Lake City, Duval	3
Lakeland, Hillsborough	3
Fort Myers, Unknown	3
Hallandale Beach, Unknown	3
Blountstown, Liberty	3
Wildwood, Marion	3
Village Of Golf, Palm Beach	3
Saint Augusaintine Beach, St. Johns	3
Port Saint Lucie, Martin	3
Palm Coast, Volusia	3
Saint Petersburg, Hillsborough	3
Pineland, Lee	3
Tampa Palms, Hillsborough	3
Tampa, Pinellas	3
Winter Garden, Seminole	3
Tarpon Springs, Pasco	3
Clermont, Orange	3
Jacksonville, Clay	3
Laurel, Sarasota	3
Ludlam, Dade	3
Land O Lakes, Hillsborough	3
Lady Lake, Marion	3
Jacksonville , Duval	3
Bay Harbor Islands, Unknown	3
Fisher Island, Unknown	3
Ft Pierce, St. Lucie	3
Milligan, Okaloosa	3
Westville, Walton	3
Jacksonville, Alachua	3
Coraopolis, Citrus	3
Chicago, Lee	3
Bristol, Calhoun	3
North Fort Myers, Charlotte	3
Sorrento, Orange	3
Stuart, Palm Beach	3
Cape San Blas, Gulf	3
Crestview, Walton	3
Fernandina Beach, Duval	3
Apopka, Lake	3
Island Grove, Alachua	3
Green Cove Springs, Duval	3
Fpo, Duval	3
Mayport Naval Housing, Duval	3

COVID-19: characteristics of 1,811,078 Florida resident cases

Data through Feb 16, 2021 verified as of Feb 17, 2021 at 09:25 AM

Data in this report are provisional and subject to change.

The table below includes the cities and counties of residence for cases in Florida residents based on the patient's ZIP Code. Note that city is not always received as part of the initial notification and may be missing while the case is being investigated.

City and county	Cases
Monticello, Madison	3
Samoset, Manatee	3
San Fernando, Unknown	3
Vernon, Bay	3
Jonesville, Alachua	3
Julington Creek, St. Johns	3
Jupiter Island, Martin	3
Longwood, Unknown	3
Mims, Volusia	3
Miramar, Unknown	3
Marco Island, Lee	3
Alford, Washington	3
Altamonte Springs, Orange	3
High Springs, Columbia	3
Pembroke Pines, Unknown	3
Ocean Reef Club, Monroe	3
Vero Beach, St. Lucie	3
Venice, Dade	2
West Palm Beach, Unknown	2
Windermere, Hillsborough	2
Winter Park, Volusia	2
Winter Springs, Orange	2
Okeechobee, Highlands	2
Orlando, Escambia	2
Port Charlotte, Lee	2
Port St. Lucie, St. Lucie	2
Sand Lake, Orange	2
University Of Central Fl, Seminole	2
Union, Manatee	2
Fort Pierce, Brevard	2
Graceville, Unknown	2
Eatonville, Polk	2
Delray Beach, Broward	2
Bonnie, Dade	2
Marathon Shores, Monroe	2
Miami, Martin	2
Long Beach, Orange	2
New Port Richey, Hillsborough	2
Labelle, Collier	2
Jena, Taylor	2
Lauderhill, Unknown	2
Seguin, Unknown	2
Sunrise, Unknown	2
Tampa, Broward	2
Tarpon Springs, Hillsborough	2
Sarasota, Unknown	2
Port Canaveral, Brevard	2
Plantation Key, Monroe	2
Orlando, St. Lucie	2
Oakland Park, Unknown	2
Orlando, Collier	2
Marysville, Dade	2
Callahan, Duval	2
Cross Key, Monroe	2
Cibolo, Orange	2
Claysville, Hernando	2
Dade City, Unknown	2
Crescent Beach, Sarasota	2
Defuniak Springs, Okaloosa	2

COVID-19: characteristics of 1,811,078 Florida resident cases

Data through Feb 16, 2021 verified as of Feb 17, 2021 at 09:25 AM

Data in this report are provisional and subject to change.

The table below includes the cities and counties of residence for cases in Florida residents based on the patient's ZIP Code. Note that city is not always received as part of the initial notification and may be missing while the case is being investigated.

City and county	Cases
Defuniak Springs, Unknown	2
Summerfield, Unknown	2
Tampa, Hernando	2
Sharpes, Brevard	2
Saint Lucie Village, St. Lucie	2
Sebring, Desoto	2
Noma, Holmes	2
Ormond Beach, Flagler	2
Panama City, Unknown	2
Pembroke Pines, Dade	2
Vero Beach, Unknown	2
Yeehaw, Okeechobee	2
Wauchula, Desoto	2
Aventura, Broward	2
000000, Unknown	2
Champions Gate, Osceola	2
Marina Del Rey, Broward	2
Melrose, Clay	2
Mesa, Unknown	2
Longview, Dade	2
Missing, Osceola	2
Jacksonville Naval Hospital, Duval	2
Jacksonville, Nassau	2
Hosford, Calhoun	2
Saint Marys, Nassau	2
Windermere, Lake	2
Wacissa, Jefferson	2
Sutton, Pasco	2
Tampa, Unknown	2
Port Saint Lucie, Palm Beach	2
Red Bay, Holmes	2
Fort Lauderdale, Alachua	2
Deerfield Beach, Unknown	2
Doral, Unknown	2
Brooklyn, Broward	2
Cross City, Taylor	2
Carl Fisher, Dade	2
Jupiter, Dade	2
Homeless, Hillsborough	2
Lakeland, Unknown	2
Micanopy, Marion	2
Lecanto, Marion	2
Miami Shores, Broward	2
Maitland, Leon	2
Fort Myers, Collier	2
Fort Pierce, Martin	2
Lake Helen, Orange	2
Clermont, Polk	2
Doctors Inlet, Clay	2
Bonifay, Jackson	2
Bonnie, Sarasota	2
Bronx, Seminole	2
Weston, Dade	2
West Palm Beach, Dade	2
Winter Park, Leon	2
Orlando, Charlotte	2
Redland, Dade	2
Palm Springs North, Dade	2
Olustee, Baker	2

COVID-19: characteristics of 1,811,078 Florida resident cases

Data through Feb 16, 2021 verified as of Feb 17, 2021 at 09:25 AM

Data in this report are provisional and subject to change.

The table below includes the cities and counties of residence for cases in Florida residents based on the patient's ZIP Code. Note that city is not always received as part of the initial notification and may be missing while the case is being investigated.

City and county	Cases
Orlando, Santa Rosa	2
Missing, Hernando	2
None, Dade	2
Navarre, Okaloosa	2
Mount Pleasant, Gadsden	2
Seven Springs, Pasco	2
Upper Key Largo, Monroe	2
University Of Central Florida, Brevard	2
West Villages, Sarasota	2
Zellwood, Lake	2
Blountstown, Jackson	2
Alligator Point, Franklin	2
Bradington, Manatee	2
Coconut Creek, Unknown	2
Hallandale Beach, Dade	2
Crawfordville, Leon	2
Eatonville, Lake	2
Lawtey, Union	2
Lutz, Pinellas	2
Los Angeles, Okaloosa	2
Madison, Unknown	2
Maitland, Pasco	2
Chipley, Jackson	2
Amelia City, Nassau	2
Apopka, Unknown	2
Alligator Point, Wakulla	2
Florida Power & Light Co, Dade	2
University Of Central Florida, Broward	2
Ridge Manor Estates, Sumter	2
Saint Teresa, Wakulla	2
Miamt, Dade	2
Ocala, Unknown	2
Orlando, Okaloosa	2
Wekiwa Springs, Seminole	2
Wimauma, Manatee	2
Provo, Broward	2
Portland, Unknown	2
Moore Haven, Hendry	2
University Of Central Florida, Palm Beach	2
University Of Central Florida, Pinellas	2
Sumatra, Liberty	2
Maitland, Lake	2
Hialeah Lakes, Dade	2
Hialeah, Orange	2
Naples, Broward	2
Cassadaga, Volusia	2
Fort Walton Beach, Walton	2
Dunnellon, Levy	2
Downers Grove, St. Lucie	1
Duke Field Air Force Station, Okaloosa	1
Export, Palm Beach	1
Fdsf, Unknown	1
Felda, Palm Beach	1
Flagler Beach, Volusia	1
Flomaton, Escambia	1
Flora, Lee	1
Fresno, Pasco	1
Fort Myers, Lake	1
Green, Clay	1

COVID-19: characteristics of 1,811,078 Florida resident cases

Data through Feb 16, 2021 verified as of Feb 17, 2021 at 09:25 AM

Data in this report are provisional and subject to change.

The table below includes the cities and counties of residence for cases in Florida residents based on the patient's ZIP Code. Note that city is not always received as part of the initial notification and may be missing while the case is being investigated.

City and county	Cases
Greensburg, Orange	1
Greenville, Monroe	1
Gulf Shores, Escambia	1
Fruitland Park, Sumter	1
Fwb, Unknown	1
Gainesville, Marion	1
Gastonia, Polk	1
Clearwater, Highlands	1
Clermont, Unknown	1
Columbia, Orange	1
Coral Gables, Unknown	1
Coral Springs, Unknown	1
Cornelius, Leon	1
Crestview, Dade	1
Dade City, Polk	1
Dania, Unknown	1
Darien, Pasco	1
Arcadia, Charlotte	1
Aspen, Palm Beach	1
Atlanta, Broward	1
Aurburndale, Polk	1
Aventura, Unknown	1
Azalea Park, Sarasota	1
Bartow, Unknown	1
Boca Rotan, Unknown	1
Alpharetta, Alachua	1
Apalachicola, Leon	1
Brooksville, Columbia	1
Bryn Mawr, Collier	1
Canfield, Duval	1
Naugatuck, Lee	1
Myakka, Duval	1
North Little Rock, Palm Beach	1
New Vernon, Sarasota	1
New York, Broward	1
Northville, Broward	1
Ocala, Indian River	1
Ocoee, Broward	1
Olando, Orange	1
Ocoee, Polk	1
Monessen, Palm Beach	1
Missing, Columbia	1
Missing, Baker	1
Middleburg, Unknown	1
Minneapolis, Broward	1
Hilliard, Dade	1
Hollywood, Leon	1
Holt, Unknown	1
Homestead, Monroe	1
Humble, Broward	1
Havanna, Gadsden	1
Lake City, Volusia	1
Jan Phyl Village, Polk	1
Killarney, Orange	1
Knoxville, Duval	1
Maitland, Unknown	1
Melbourne, Orange	1
Metter, Volusia	1
Miami Beach, Palm Beach	1

COVID-19: characteristics of 1,811,078 Florida resident cases

Data through Feb 16, 2021 verified as of Feb 17, 2021 at 09:25 AM

Data in this report are provisional and subject to change.

The table below includes the cities and counties of residence for cases in Florida residents based on the patient's ZIP Code. Note that city is not always received as part of the initial notification and may be missing while the case is being investigated.

City and county	Cases
Miami Granders, Dade	1
Lakeland, Pasco	1
Lakewood, Unknown	1
Los Angeles, Polk	1
Sumter Ville, Unknown	1
Tallahassee, Escambia	1
Telluride, Lee	1
Tinley Park, Lee	1
University Of Central Fl, Dade	1
Stockbridge, Leon	1
Sullivans Island, Dade	1
Tampa, Dade	1
Tampa, Jackson	1
Tampa, Lee	1
Saint Petersburg, Dade	1
San Juan, Osceola	1
San Pedro Sula, Dade	1
Sandy, Duval	1
South Otselic, Dade	1
Sevierville, Dade	1
Southampton, Palm Beach	1
Springhill, Unknown	1
Opa Locka, Unknown	1
Orem, Nassau	1
Orlando, Highlands	1
Pound Ridge, Leon	1
Richmond Heights, Dade	1
Riverview, Pinellas	1
Rochester, Lee	1
Rosemary Beach, Bay	1
Saint Cloud, Orange	1
Ponce, Orange	1
Port Charlotte Fl, Unknown	1
Plant City, Hendry	1
Plant City, Pinellas	1
Plantation, Unknown	1
Windermere, Polk	1
Winter Park, Lake	1
Wayne, Dade	1
West Simsbury, Collier	1
Old Town, Gilchrist	1
Opa Locka, Polk	1
Orem, Sarasota	1
Orem, Unknown	1
Plant City, Unknown	1
Pompano Beach, Alachua	1
Palm City, Unknown	1
Oviedo, Leon	1
Ocean City, Broward	1
Middleburg, Duval	1
Midland, Osceola	1
Missing, Wakulla	1
Mumford, Manatee	1
N/A, Duval	1
Naples, Alachua	1
San Antonio, Dade	1
San Diego, Unknown	1
Republic, Monroe	1
Russellville, Hillsborough	1

COVID-19: characteristics of 1,811,078 Florida resident cases

Data through Feb 16, 2021 verified as of Feb 17, 2021 at 09:25 AM

Data in this report are provisional and subject to change.

The table below includes the cities and counties of residence for cases in Florida residents based on the patient's ZIP Code. Note that city is not always received as part of the initial notification and may be missing while the case is being investigated.

City and county	Cases
Saint Augustine, Okaloosa	1
Steinhatchee, Alachua	1
Sanford, Palm Beach	1
Sebastian, Lake	1
Ridgewood, Broward	1
Riverview, Manatee	1
Roseland, Palm Beach	1
Porter Ranch, Dade	1
Raiford, Bradford	1
Ponte Vedra Beach, Orange	1
Port Orange , Volusia	1
Port Saint Lucie, Indian River	1
University Of Central Florida, Hillsborough	1
Westerville, Hillsborough	1
Wilbur By The Sea, Volusia	1
Willowbrook, Lee	1
Winston Salem, Unknown	1
Winter Garden, Hillsborough	1
Wilton Manors, Dade	1
Woodland Hills, Brevard	1
Youngstown, Calhoun	1
Yulee, Duval	1
Village Of Palm Springs, Palm Beach	1
Virginia Beach, Alachua	1
Webster, Pasco	1
Union City, Bradford	1
University Of Central FI, Pasco	1
Tampa, Escambia	1
Tampa, Manatee	1
Tangerine, Lake	1
Fort Denaud, Glades	1
Fort Meyers, Lee	1
Everett, Dade	1
FI State Lot, Leon	1
El Paso, Unknown	1
Eatonville, Seminole	1
Colorado Springs, Unknown	1
Conifer, Lee	1
Destin, Unknown	1
Diamond, Highlands	1
Daniel Island, Bay	1
Altamonte, Orange	1
Alva, Collier	1
333, Unknown	1
Allentown, Putnam	1
Apple Creek, Citrus	1
Amelia Village, Nassau	1
Barefoot Beach, Lee	1
Azalea Park, Osceola	1
Avon, Manatee	1
Aventura, Osceola	1
Chipley, Holmes	1
Chattanooga, Dade	1
Boston, Dade	1
Bryn Mawr, Palm Beach	1
Burkeville, Brevard	1
Camden Wyoming, Duval	1
Bear Grass, Palm Beach	1
Miami, Charlotte	1

COVID-19: characteristics of 1,811,078 Florida resident cases

Data through Feb 16, 2021 verified as of Feb 17, 2021 at 09:25 AM

Data in this report are provisional and subject to change.

The table below includes the cities and counties of residence for cases in Florida residents based on the patient's ZIP Code. Note that city is not always received as part of the initial notification and may be missing while the case is being investigated.

City and county	Cases
Miamii, Dade	1
Miami Garden, Unknown	1
Longwood, Orange	1
Lauderdale Hill, Unknown	1
Lehigh Cares, Lee	1
Live Oak, Columbia	1
Loganville, Orange	1
Lake Mary, Lake	1
Knoxville, Escambia	1
Jeffersonville, Broward	1
Hickory, Lee	1
Hilliard, Unknown	1
Homeless, Dade	1
Homer, Escambia	1
Hallandate Ben, Unknown	1
Havana, Leon	1
Fortlauderdale, Unknown	1
Fortwalton Beach, Okaloosa	1
Ft Pierce, Unknown	1
Garland, Orange	1
Louisville, Manatee	1
Los Angeles Ca, Unknown	1
Macdill Air Force Base, Hillsborough	1
Margate, Dade	1
Marshall, Dade	1
Mary Esther, Unknown	1
Miami Lakes, Unknown	1
Miami, Hillsborough	1
Miami, Manatee	1
Miami Beach, Broward	1
Middlesburg, Duval	1
Missing, Jackson	1
Leesburg, Marion	1
Lehigh Acres, Dade	1
Lewisburg, Pasco	1
Largo, Unknown	1
Littleton, Dade	1
Lake City, Hamilton	1
La Grange, Dade	1
Homosassa, Hernando	1
Holly Ridge, Orange	1
Homeless, Polk	1
Jerusalem, St. Johns	1
Davenport, Orange	1
Daytona Beach, Unknown	1
Deland, St. Lucie	1
Deltona, Orange	1
Foley, Escambia	1
Harrison, Pinellas	1
Granada Hills, Broward	1
Guilford, Dade	1
Hailandale, Unknown	1
Fort Myers-, Lee	1
Fort Pierce, Unknown	1
Gainesville, Duval	1
Conway, Leon	1
Cypress, Leon	1
Clermont, Volusia	1
Clewiston, Glades	1

COVID-19: characteristics of 1,811,078 Florida resident cases

Data through Feb 16, 2021 verified as of Feb 17, 2021 at 09:25 AM

Data in this report are provisional and subject to change.

The table below includes the cities and counties of residence for cases in Florida residents based on the patient's ZIP Code. Note that city is not always received as part of the initial notification and may be missing while the case is being investigated.

City and county	Cases
Bridgeport, Dade	1
Bronx, Palm Beach	1
Cartersville, Unknown	1
Altoona, Marion	1
Anaheim, Unknown	1
Argyle, Walton	1
Athens, Duval	1
Bogota, Orange	1
Bradenton, Dade	1
Bradenton, Osceola	1
Zolfo Springs, Polk	1
Westbrook, Dade	1
Wichita, Volusia	1
West Palm Beach, Broward	1
Winder Garden, Orange	1
Windermere, Leon	1
Windermere, Osceola	1
Windermere, Seminole	1
Winter Garden, Broward	1
Winter Park, St. Johns	1
Winter Garden, Pinellas	1
Winter Park, Broward	1
Winter Park, Indian River	1
Winter Park, Lee	1
Tulsa, Orange	1
Sun City Center, Hardee	1
Tiffin, Highlands	1
Venice, Unknown	1
Vernon, Unknown	1
Washington, Unknown	1
Wells, Polk	1
Saint Cloud, Unknown	1
Saint Johns, Unknown	1
Shelton, Manatee	1
Tallahassee, Duval	1
Tallahassee, Unknown	1
Tampa, Palm Beach	1
Tavares, Marion	1
Spring Hill , Hernando	1
Spring Hill, Dade	1
Starke, Clay	1
Stone Mountain, Palm Beach	1
Navarre, Dade	1
New Orleans, Palm Beach	1
Newark, Broward	1
Newburgh, Bay	1
North Pole, Seminole	1
North Port, Lee	1
Old Town, Alachua	1
Ona, Manatee	1
Oooooo, Unknown	1
Ocoee, Osceola	1
Okeechobee, Broward	1
Orlando, Columbia	1
Orlando, Indian River	1
Orem, Broward	1
Ormond Beach, Unknown	1
Oviedo, Brevard	1
Orlando, Sarasota	1

COVID-19: characteristics of 1,811,078 Florida resident cases

Data through Feb 16, 2021 verified as of Feb 17, 2021 at 09:25 AM

Data in this report are provisional and subject to change.

The table below includes the cities and counties of residence for cases in Florida residents based on the patient's ZIP Code. Note that city is not always received as part of the initial notification and may be missing while the case is being investigated.

City and county	Cases
Saint Petersburg, St. Lucie	1
Sandford, Seminole	1
Sarasota, Flagler	1
Saxis, Lee	1
Sebring, Lee	1
Rye, Duval	1
Rex, Duval	1
Parker, Dade	1
Parker, Leon	1
Pacifica, Dade	1
Palm Coast, Alachua	1
Palm Coast, Polk	1
Port Everglades, Broward	1
Peoria, Unknown	1
Plantation, Orange	1
Pompano Beach, Martin	1
New Richmond, Volusia	1
Oakland, Leon	1
Ocala, Alachua	1
Okeechobee, St. Lucie	1
North Canton, Palm Beach	1
Opalocka, Dade	1
Orlando, Union	1
Ovido, Seminole	1
Oxford, Palm Beach	1
Panama City, Walton	1
Palm Coast, Duval	1
Perry, Leon	1
Rio Dell, Volusia	1
Rochelle, Volusia	1
Port Orange, Unknown	1
Port Saint Lucie, Orange	1
Provincetown, Collier	1
Shannon, Collier	1
Soldotna, Broward	1
Saint Cloud, Lee	1
Saint Johns, Orange	1
San Antonio, Sarasota	1
San Antonio, Unknown	1
Sanford, Volusia	1
Spring Park, Alachua	1
Steinhatchee, Madison	1
South Burlington, Orange	1
Tangerine, Seminole	1
Tewksbury, Orange	1
Toms River, Dade	1
Winter Park, Osceola	1
Wood River, Polk	1
Worcester, Palm Beach	1
Winter Park, Alachua	1
Wesley Chapel, Alachua	1
Wheaton, Lee	1
Wilmington, Broward	1
Umatilla, Alachua	1
University Of Central Florida, Monroe	1
Virginia Beach, Hernando	1
Waco, Broward	1
Washington, Broward	1
Bryant, Alachua	1

COVID-19: characteristics of 1,811,078 Florida resident cases

Data through Feb 16, 2021 verified as of Feb 17, 2021 at 09:25 AM

Data in this report are provisional and subject to change.

The table below includes the cities and counties of residence for cases in Florida residents based on the patient's ZIP Code. Note that city is not always received as part of the initial notification and may be missing while the case is being investigated.

City and county	Cases
Boca Raton, Unknown	1
Bohealia, Lee	1
Buffalo, Palm Beach	1
Carol Stream, Orange	1
Castleberry, Escambia	1
Charlotte, Pasco	1
Arlington, Dade	1
Apo, Pasco	1
Apopka, Flagler	1
99, Unknown	1
Alanson, Bay	1
Aollywoss, Dade	1
Blowing Rock, Polk	1
Belleair, Hillsborough	1
Dorchester, Orange	1
Deland, Polk	1
Cumberland, Palm Beach	1
Dade City, Hillsborough	1
Estero, Collier	1
Fanning Springs, Levy	1
Clear Brook, Lee	1
Crestview, Holmes	1
Columbus, Brevard	1
Cookeville, Seminole	1
Dallas, Lee	1
De Leon Springs, Putnam	1
Dearborn, Lee	1
Jupiter, Unknown	1
Kingsland, Duval	1
Kissimmee, Brevard	1
Jamaica, Broward	1
Jersey City, Polk	1
Gainesville, Baker	1
Gilmer, Dade	1
Jacksonville, Manatee	1
Haverford, Hillsborough	1
Herrin, Orange	1
Los Angeles, Palm Beach	1
Marianna, Calhoun	1
Miami, Collier	1
Miami, St. Lucie	1
Marina Del Rey, Dade	1
Marshall, Palm Beach	1
Melrose, Alachua	1
Miamf, Dade	1
Miami G, Dade	1
Lemoyne, Manatee	1
Lawrence Township, Palm Beach	1
Lyndhurst, Broward	1
Magnolia Square, Osceola	1
Maitland, Alachua	1
Lake Placid, Alachua	1
Lake Worth Beach, Broward	1
Lander, Citrus	1
Las Vegas, Orange	1
Mckinney, Broward	1
Miamc, Dade	1
Missing, Okeechobee	1
Monroe Township, Palm Beach	1

COVID-19: characteristics of 1,811,078 Florida resident cases

Data through Feb 16, 2021 verified as of Feb 17, 2021 at 09:25 AM

Data in this report are provisional and subject to change.

The table below includes the cities and counties of residence for cases in Florida residents based on the patient's ZIP Code. Note that city is not always received as part of the initial notification and may be missing while the case is being investigated.

City and county	Cases
Moore Haven, Okeechobee	1
Morrisville, Unknown	1
Lake Butler, Alachua	1
Las Vegas, Palm Beach	1
Ldhl, Broward	1
Longwood, Volusia	1
Lehigh Acres, Collier	1
Lincoln, St. Lucie	1
Little Neck, Lee	1
Homeless, Monroe	1
Homeless, Pinellas	1
Howell, Dade	1
Hudson, Hernando	1
Hoclywsod, Dade	1
Holiday, Pinellas	1
Indian Rocks Beach, Duval	1
Indiantown, Palm Beach	1
Inglewood, Sarasota	1
Inverness, Marion	1
Inwood, Broward	1
Irvine, Marion	1
Istachatta, Hernando	1
Jupiter, St. Lucie	1
Kenilworth, Leon	1
Jacksonville, Orange	1
Jefferson, Dade	1
Jonesboro, Leon	1
Key West, Duval	1
Keys West, Unknown	1
Kingsland, Nassau	1
Knoxville, Bay	1
Carmel, Orange	1
Cedar Springs, Hernando	1
Chicago, Unknown	1
Coconut Ck, Unknown	1
Dallas, Hernando	1
Dayton, Lake	1
Daytona Beach, Pinellas	1
Dearborn, Broward	1
Deer Park, Dade	1
Brooklyn, Dade	1
Brooklyn, Lee	1
Caracas, Dade	1
Boston, Broward	1
Bel Air, Collier	1
O, Manatee	1
Alachua, Duval	1
Alpharetta, Broward	1
Apopka, Clay	1
Asheville, Highlands	1
Astoria, Broward	1
Bartow, Hardee	1
Downingtown, Hillsborough	1
Dpo, Santa Rosa	1
Dunedin, Unknown	1
Deerfield, Dade	1
Deland, Seminole	1
Deltona, Seminole	1
Fort Lauderdale, Leon	1

COVID-19: characteristics of 1,811,078 Florida resident cases

Data through Feb 16, 2021 verified as of Feb 17, 2021 at 09:25 AM

Data in this report are provisional and subject to change.

The table below includes the cities and counties of residence for cases in Florida residents based on the patient's ZIP Code. Note that city is not always received as part of the initial notification and may be missing while the case is being investigated.

City and county	Cases
Fort Myers, Sarasota	1
Fort Pierce, Palm Beach	1
Fort White, Clay	1
East Palatka, Hillsborough	1
Eastpoint, Leon	1
Garden City, Alachua	1
Gaylord, Orange	1
Gotcha, Orange	1
Greensburg, Palm Beach	1
Hallandale, Unknown	1
Haines City, Osceola	1
Hernando, Marion	1
Hialeah, Collier	1
Helen, Bay	1
Saint Joseph, Volusia	1
Russellville, Bay	1
Saint Cloud, Palm Beach	1
Prattville, Hillsborough	1
Prestonsburg, Bay	1
Quincy, Jackson	1
Rapid City, Broward	1
Piasa, Putnam	1
Suitland, Volusia	1
Sunbright, Palm Beach	1
San Antonio, Orange	1
Sanford, Unknown	1
Seminole, Leon	1
Shalimar, Unknown	1
Shirley, Flagler	1
Oldsmar, Hillsborough	1
North Palm Beach, Orange	1
Northport, Sarasota	1
Oakland, Lee	1
Milford, Lee	1
Myakka City, Sarasota	1
New Middletown, Hillsborough	1
New Port Richey, Pinellas	1
New Port Richey, Unknown	1
Newberry, Marion	1
Orlo Vista, Orange	1
Other, Dade	1
Palm Beach Gardens, Unknown	1
Palmetto Bay, Palm Beach	1
Palmetto, Pasco	1
Pass-A-Grille Beach, Pinellas	1
Pembroke Lakes, Broward	1
Tavares, Orange	1
Tequesta, Martin	1
Topsham, Manatee	1
Town Of Nocatee, St. Johns	1
Troy, Manatee	1
Unkn, Duval	1
Syracuse, Polk	1
Tallahassee, Dade	1
Tamarac, Dade	1
Waipahu, Santa Rosa	1
Ward, Polk	1
Wellborn, Columbia	1
West Aplm Beach, Palm Beach	1

COVID-19: characteristics of 1,811,078 Florida resident cases

Data through Feb 16, 2021 verified as of Feb 17, 2021 at 09:25 AM

Data in this report are provisional and subject to change.

The table below includes the cities and counties of residence for cases in Florida residents based on the patient's ZIP Code. Note that city is not always received as part of the initial notification and may be missing while the case is being investigated.

City and county	Cases
West Yarmouth, St. Lucie	1
Venetian Islands, Dade	1
Winter Garden, Duval	1
Woodbine, Nassau	1
Yulee, St. Johns	1
Zephyrhills, Hillsborough	1
Hudson, Pinellas	1
Hoosick Falls, Broward	1
Indian Rock Beach, Palm Beach	1
Interlachen, Duval	1
Kure Beach, Monroe	1
Lakeland, Palm Beach	1
Gibsonton, Unknown	1
Gainesville, Okaloosa	1
Gainesville, Unknown	1
Hialeahgardens, Dade	1
Hiram, Leon	1
Greenbrier, Bay	1
Groveland, Orange	1
Monroe, Hillsborough	1
Oldsrav, Manatee	1
Newberry, Levy	1
New Vernon, Palm Beach	1
Longwood, Broward	1
Lucedale, St. Lucie	1
Macclenny, Duval	1
Mantua, Broward	1
Middletown, Osceola	1
Mayaguez, Dade	1
Cincinnati, Dade	1
Crossings, Unknown	1
Dfafs, Okaloosa	1
Davenport, Lake	1
Davie, Unknown	1
Dayton, Orange	1
Edgewood, Broward	1
Elkton, Putnam	1
Floral, Okaloosa	1
Armstrong, St. Johns	1
Atl, Brevard	1
Alva, Escambia	1
Andalusia, Escambia	1
Arcadia, Highlands	1
Baker, Santa Rosa	1
Belleville, Palm Beach	1
Belmont, Santa Rosa	1
Blountstown, Broward	1
Bronson, Alachua	1
Brooker, Alachua	1
Bradenton, Clay	1
Brandon, Pinellas	1
Bonita, Lee	1
Bocaraten, Palm Beach	1
Westlake Village, Unknown	1
White Plains, Broward	1
Whites Creek, Leon	1
Windermere, Volusia	1
Wtixrat, Dade	1
Watersound, Bay	1

COVID-19: characteristics of 1,811,078 Florida resident cases

Data through Feb 16, 2021 verified as of Feb 17, 2021 at 09:25 AM

Data in this report are provisional and subject to change.

The table below includes the cities and counties of residence for cases in Florida residents based on the patient's ZIP Code. Note that city is not always received as part of the initial notification and may be missing while the case is being investigated.

City and county	Cases
Unk, Duval	1
Ventura, Orange	1
Pembroke Pines, Orange	1
Pensacola, Sumter	1
Paducah, Manatee	1
Palm Coast, Unknown	1
Orlando, Jackson	1
North Laud, Unknown	1
Ocoee, Unknown	1
Puerto Rico, Unknown	1
Punta Gorda, Unknown	1
Randolph, Orange	1
Rivera Beach, Palm Beach	1
Saint Augustine, Flagler	1
Perth Amboy, Hillsborough	1
Port Orange, Brevard	1
Powell, Lee	1
Seffenner, Hillsborough	1
Seminole, Lee	1
Saint Petersburg, Charlotte	1
Sunrtise, Dade	1
Tallahassee, Gadsden	1
Tallahassee, Madison	1
University Of Central Florida, Lee	1
Trenton, Dixie	1
Uknown, Unknown	1
Toms River, Lee	1
Tourist, Dade	1
Daytona Beach, Orange	1
Deerfield Beach, Polk	1
Crestview, Broward	1
Dalecity, Okaloosa	1
Clearwater, Leon	1
Crystal River, Marion	1
Crystal River, Unknown	1
Fellsmere, Brevard	1
Fleming Island, Duval	1
Florida City, Unknown	1
Fort Lauderdale, Collier	1
El Dorado, Palm Beach	1
East Setauket, Palm Beach	1
Canton, Duval	1
Charlotte, Alachua	1
Cantonment, Santa Rosa	1
Cape Coral, Unknown	1
Bryceville, Duval	1
Bradenton, Lee	1
Boca Raton, Dade	1
Boca Raton, Madison	1
Bogota, Unknown	1
Atlanta, Walton	1
Attalla, Broward	1
Auburn, Palm Beach	1
Autaugaville, Broward	1
Apopka, Volusia	1
Alachua, Suwannee	1
Alafaya, Broward	1
Alafaya, Pinellas	1
Merrick, Palm Beach	1

COVID-19: characteristics of 1,811,078 Florida resident cases

Data through Feb 16, 2021 verified as of Feb 17, 2021 at 09:25 AM

Data in this report are provisional and subject to change.

The table below includes the cities and counties of residence for cases in Florida residents based on the patient's ZIP Code. Note that city is not always received as part of the initial notification and may be missing while the case is being investigated.

City and county	Cases
Metter, Manatee	1
Miamiardens, Unknown	1
Miamksaohes, Dade	1
Miami Dade, Unknown	1
Lake Clarke Shores, Palm Beach	1
Lake Forest, Collier	1
Macclenny, Dixie	1
Madison, Jefferson	1
Maitland, Collier	1
Key West, Palm Beach	1
Kilgore, Dade	1
Jupiter Inlet, Palm Beach	1
Jzx, Unknown	1
Land O Lakes, Unknown	1
Landolakes, Unknown	1
Lawton, Okaloosa	1
Levittown, Palm Beach	1
Lima, Manatee	1
Lima, Volusia	1
Gainesville, Levy	1
Glen Cove, Unknown	1
Glen Saint Mary, Duval	1
Golden Oak, Hillsborough	1
Greensboro, Leon	1
Jacksonville, Baker	1
Jacksonville, Marion	1
Irmo, Unknown	1
Immokalee, Walton	1
Orlando, Gadsden	1
Orlando, Hernando	1
Orlando, St. Johns	1
Orem, Dade	1
Orlando, Citrus	1
Ocala, Duval	1
Okeechobi, Unknown	1
Monument, Broward	1
Mokena, Lee	1
Morrisville, Palm Beach	1
North Brunswick, St. Lucie	1
North Grafton, Dade	1
North Lauderdale, Unknown	1
North Porte, Unknown	1
Notrealville, Polk	1
Orlando, Walton	1
Oviedo, Lake	1
Pensacola, Dade	1
Panomo City, Bay	1
Parrish, Sarasota	1
Plantation, Leon	1
Pooler, Broward	1
Port St. Lucie, Unknown	1
Punta Gorda, Sarasota	1
Putnam, Putnam	1
Rye, Palm Beach	1
Ridgewood, Lee	1
Roayl Palm Beach, Palm Beach	1
Roseville, Broward	1
Saint Petersburg, Bay	1
San Marcos, Unknown	1

COVID-19: characteristics of 1,811,078 Florida resident cases

Data through Feb 16, 2021 verified as of Feb 17, 2021 at 09:25 AM

Data in this report are provisional and subject to change.

The table below includes the cities and counties of residence for cases in Florida residents based on the patient's ZIP Code. Note that city is not always received as part of the initial notification and may be missing while the case is being investigated.

City and county	Cases
Twentynine Palms, Broward	1
Surprise, Unknown	1
Syracuse, Unknown	1
St Cloud, Orange	1
St Helena Is, Dade	1
Vernon, Walton	1
West Miami, Unknown	1
Waukesha, Volusia	1
Venezuela, Unknown	1
Whippany, Volusia	1
Xifamk, Dade	1
Windermere, Alachua	1
Winfield, Hillsborough	1
Winter Garden, Unknown	1
Winter Park, Brevard	1
Winter Park, Unknown	1
Lake Worth, Unknown	1
Litchfield Park, Monroe	1
Littleton, St. Johns	1
Jupiter, Pinellas	1
Kansas City, Palm Beach	1
Lake Como, Nassau	1
Lake In The Hills, Broward	1
Gwynn Oak, Polk	1
Indianapolis, Lee	1
Newaygo, Charlotte	1
New Canaan, Dade	1
Na, Dade	1
Naples, Leon	1
Melbourne, Volusia	1
Mattoon, Lee	1
Milford, Bay	1
Milford, Unknown	1
Los Angeles, Orange	1
Maitland, Palm Beach	1
Marianna, Leon	1
Marianna, Washington	1
Mary Esther, Hillsborough	1
Bonnie, St. Johns	1
Boys Ranch, Suwannee	1
Brownsville, Escambia	1
Bryant, Palm Beach	1
Clearwater, Hillsborough	1
Coal City, Pasco	1
Celebration, Orange	1
Chicago, Broward	1
Choctaw Beach, Unknown	1
8852 Teacher Ln, Pasco	1
Addison, Pasco	1
Apopka, Citrus	1
Apopka, Hillsborough	1
Arabi, Orange	1
Austin, Dade	1
Belleair Bluffs, Unknown	1
Apo, Collier	1
Big Torch Key, Monroe	1
Black, Holmes	1
Boca Raton, Lee	1
Bonifay, Unknown	1

COVID-19: characteristics of 1,811,078 Florida resident cases

Data through Feb 16, 2021 verified as of Feb 17, 2021 at 09:25 AM

Data in this report are provisional and subject to change.

The table below includes the cities and counties of residence for cases in Florida residents based on the patient's ZIP Code. Note that city is not always received as part of the initial notification and may be missing while the case is being investigated.

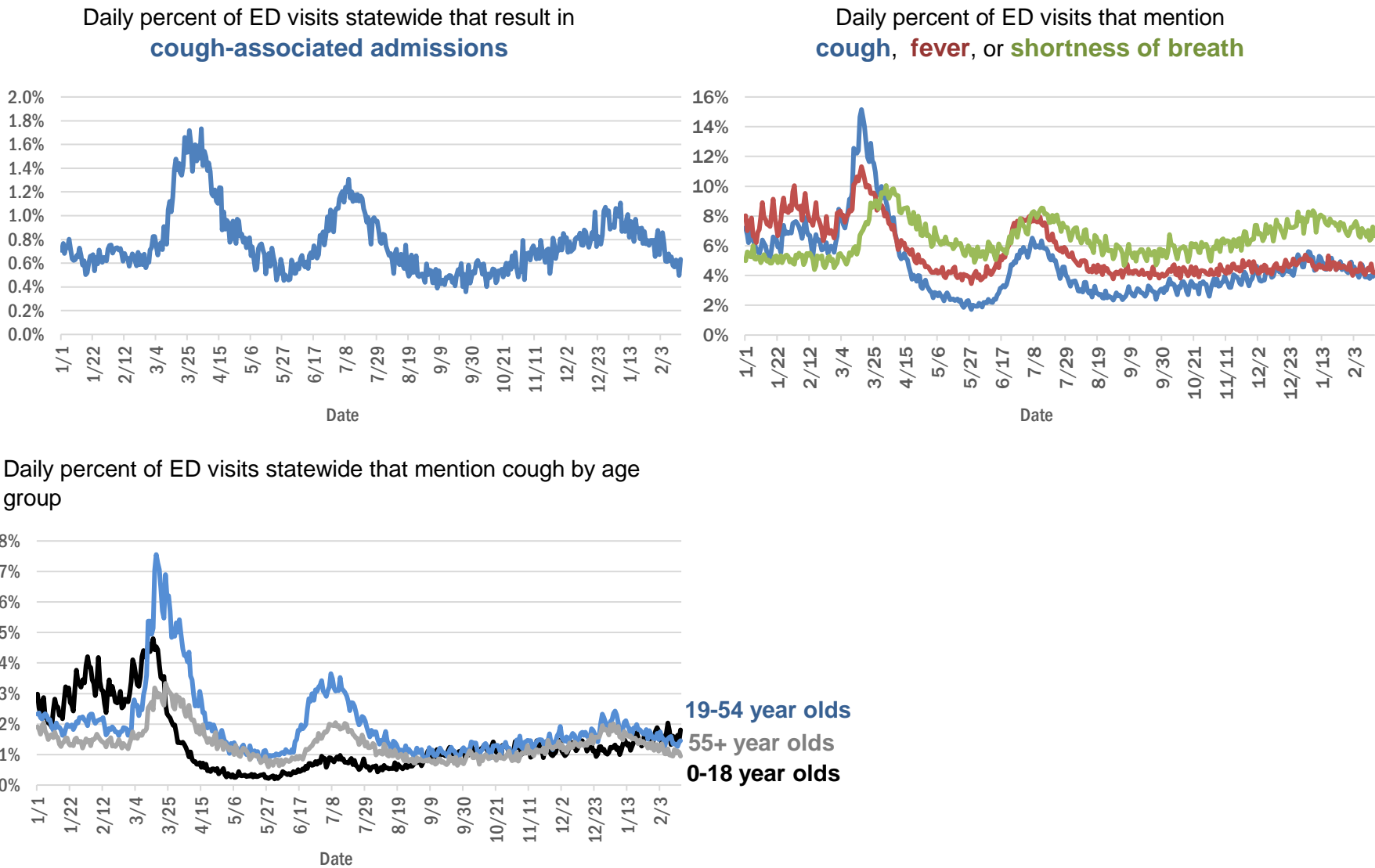
City and county	Cases
Crescent City, Marion	1
Crestview, Unknown	1
Commerce Township, Manatee	1
Crawfordville, Alachua	1
Denton, Broward	1
Destin, Bay	1
Eureka, Flagler	1
Evansville, Citrus	1
Fort Worth, Broward	1
Franklin, Orange	1
Frostproof, Highlands	1
Gainesville, Palm Beach	1
Gainesville, Santa Rosa	1
Tavares, Unknown	1
Temple, Palm Beach	1
Surfside Beach, Orange	1
Tampa, Duval	1
Summerdale, Escambia	1
Sun City Center, Lee	1
Saint Charles, Orange	1
St Peterburg, Orange	1
Stiamk, Dade	1
Scottsdale, Brevard	1
Roswell, Bay	1
Ruskin, Dade	1
Ruskin, Manatee	1
Saint Petersburg, Duval	1
Saint Petersburg, Manatee	1
Port Saint Lucie, Marion	1
Port St Luice, Unknown	1
Pompano Beach, Osceola	1
Pensacola Naval Hospital, Escambia	1
Plymouth, Pasco	1
Pass-A-Grille, Pinellas	1
Oviedo, Orange	1
Pace, Escambia	1
Painted Post, Pasco	1
Palatka, Marion	1
Okeechobee, Unknown	1
North Port, Charlotte	1
Winter Springs, Polk	1
Youngstown, Washington	1
Winnetka, Dade	1
Winter Garden, Osceola	1
Winter Haven, Osceola	1
Winter Park, Duval	1
Winter Park, Palm Beach	1
Weston, Unknown	1
Wildwood, Lee	1
West Hollywood, Broward	1
Waverly, Duval	1
Wabasha, Clay	1
Unknown, Duval	1
Upland, Manatee	1
Total	1,811,078

COVID-19: additional surveillance information

Data through Feb 16, 2021 verified as of Feb 17, 2021 at 09:25 AM

Data in this report are provisional and subject to change.

Statewide emergency department (ED) chief complaint and admission data



The Electronic Surveillance System for the Early Notification of Community-Based Epidemics (ESSENCE-FL) includes chief complaint data from 211 of 211 Florida EDs. Data are transmitted electronically to ESSENCE-FL daily or hourly.

COVID-19: testing by laboratory

Data through Feb 16, 2021 verified as of Feb 17, 2021 at 09:25 AM

Data in this report are provisional and subject to change.

The numbers in the table below represent the number of Florida and non-Florida residents for whom test results were received by the Department of Health. A person can be tested by more than one laboratory and can have both positive and negative results. **Therefore, the sum of the numbers in each column will be larger than the total number of people tested.**

Reporting lab	Inconclusive	Negative	Positive	Percent positive	Total
LABORATORY CORPORATION OF AMERICA	2,471	1,532,545	209,939	12%	1,744,955
CURATIVE LABS	13,334	1,405,389	212,286	13%	1,631,009
QUEST DIAGNOSTICS	11,397	1,315,413	194,697	13%	1,521,507
BIO REFERENCE LABORATORIES, INC	7,562	894,701	172,099	16%	1,074,362
HELIX	7,734	565,570	99,904	15%	673,208
REALTOX LABS LLC	6,144	569,723	93,411	14%	669,278
GENETWORX	661	390,602	32,958	8%	424,221
NOMI_HEALTH	2,078	352,789	51,881	13%	406,748
RCA LABORATORY SERVICES, LLC		355,831	38,162	10%	393,993
CDR MAGUIRE - HEALTH CARE CENTER		338,627	51,534	13%	390,161
EAST FLORIDA STATE COLLEGE - BREVARD☐		212,887	26,986	11%	239,873
IMPACT HEALTH BIOMETRIC TESTING, INC	1,020	208,286	24,289	10%	233,595
BPHL-JACKSONVILLE	18	170,172	30,258	15%	200,448
NOMI HEALTH LAB SERVICES		172,680	19,817	10%	192,497
PWNHEALTH	1,163	155,387	21,553	12%	178,103
CB SMITH PARK		150,116	18,794	11%	168,910
ADVENTHEALTH LAB	99	145,928	19,078	12%	165,105
MAKO GENOMICS	7,399	133,126	24,383	15%	164,908
FULGENT DIAGNOSTICS LABORATORY	2,909	134,990	14,962	10%	152,861
MAYO CLINIC LABORATORIES	328	133,707	17,110	11%	151,145
ELABNETWORK	1,059	137,147	11,700	8%	149,906
BPHL-MIAMI	225	124,806	21,236	15%	146,267
BAYCARE LABORATORIES LLC	560	121,881	10,870	8%	133,311
MEMORIAL REGIONAL HOSPITAL SOUTH	25	106,946	22,028	17%	128,999
NORTHWEST LABORATORY	246	121,055	6,473	5%	127,774
ASCENSION SACRED HEART HOSPITAL - PENSACOLA	2	108,355	17,301	14%	125,658
BIOCOLLECTIONS WORLDWIDE, INC	730	106,138	13,235	11%	120,103
ORLANDO HEALTH SYSTEM	677	107,332	11,307	9%	119,316
ADVENT HEALTH LAB	112	101,260	13,956	12%	115,328
MEDICAL DIAGNOSTIC LABORATORIES	973	98,516	14,211	12%	113,700
PALM BEACH BALLPARK		98,095	10,574	10%	108,669
UF HEALTH MEDICAL LAB	33	93,140	8,758	9%	101,931
BPHL-TAMPA (SPECTRUM BLVD)	45	84,958	15,807	16%	100,810
AKESOGEN		84,455	16,354	16%	100,809
TESTING MATTERS INC	472	84,680	14,206	14%	99,358
KORVALABS, INC	1,285	91,428	4,696	5%	97,409
TAMPA GENERAL HOSPITAL	4	86,074	8,307	9%	94,385
DIATHERIX LABORATORIES (VRL EUROFINs)		80,908	12,176	13%	93,084
SUNPATH MEDICAL DIAGNOSTICS LABORATORY	795	76,567	11,826	13%	89,188
AEGIS SCIENCES CORPORATION	752	69,750	12,655	15%	83,157
BAPTIST HEALTH SOUTH FLORIDA	339	70,250	11,098	14%	81,687
ASCENSION ST VINCENT'S - RIVERSIDE	1	65,602	9,691	13%	75,294
JACKSON MEMORIAL HOSPITAL CLINICAL LAB	79	58,076	10,829	16%	68,984
LAKELAND REGIONAL MEDICAL CENTER	129	59,836	8,047	12%	68,012
SOUTH MIAMI HOSPITAL LAB	397	58,974	8,625	13%	67,996
AMERICAN HEALTH ASSOCIATES	9	57,246	5,068	8%	62,323
UF HEALTH SHANDS HOSPITAL	449	56,847	4,289	7%	61,585

COVID-19: testing by laboratory

Data through Feb 16, 2021 verified as of Feb 17, 2021 at 09:25 AM

Data in this report are provisional and subject to change.

The numbers in the table below represent the number of Florida and non-Florida residents for whom test results were received by the Department of Health. A person can be tested by more than one laboratory and can have both positive and negative results. **Therefore, the sum of the numbers in each column will be larger than the total number of people tested.**

Reporting lab	Inconclusive	Negative	Positive	Percent positive	Total
AIT LABORATORIES		50,242	6,149	11%	56,391
INGENIOUS PERSONALIZED MEDICINE	182	45,892	9,667	17%	55,741
ARUP LABORATORIES	16	50,056	2,921	6%	52,993
APPLIED INGENUITY DIAGNOSTICS LLC		47,670	2,154	4%	49,824
BAPTIST HEALTH - JACKSONVILLE	4	44,744	3,753	8%	48,501
TALLAHASSEE MEMORIAL HOSPITAL	232	41,603	5,287	11%	47,122
GENESIS REFERENCE LABORATORIES		41,850	4,808	10%	46,658
VIRACOR EUROFINs		35,466	9,810	22%	45,276
SARASOTA MEMORIAL HOSPITAL MAIN LAB	12	38,541	3,468	8%	42,021
BROWARD GENERAL MEDICAL CENTER-CLINICAL LAB	2	36,519	3,982	10%	40,503
MILLENNIUM PHYSICIAN GROUP	17	32,927	6,403	16%	39,347
NICKLAUS CHILDREN'S HOSPITAL	66	34,035	4,821	12%	38,922
FLORIDA HOSPITAL - TAMPA	37	35,601	3,113	8%	38,751
ADVENTIST HEALTH SYSTEMS SUNBELT INC DBA		34,596	3,968	10%	38,564
LEE HEALTH - CAPE CORAL HOSPITAL	3	32,325	5,377	14%	37,705
ORANGE COUNTY CONVENTION CENTER		33,330	3,695	10%	37,025
UNIVERSITY OF MIAMI HOSPITAL	123	33,308	3,507	9%	36,938
MIAMI DADE COUNTY		32,093	3,528	10%	35,621
DWIC OF TAMPA BAY INC		31,592	3,781	11%	35,373
UF HEALTH JACKSONVILLE	48	31,549	3,760	11%	35,357
WALGREENS	34	29,010	5,369	16%	34,413
ECCO LAB GROUP CO	496	29,290	4,538	13%	34,324
MINUTECLINIC LLC		27,091	4,985	16%	32,076
MEDFAST URGENT CARE CENTERS, LLC	19	26,133	4,052	13%	30,204
NORTH FLORIDA REGIONAL MEDICAL CENTER		26,519	3,282	11%	29,801
MOUNT SINAI MEDICAL CENTER	10	26,259	2,890	10%	29,159
ST JOSEPHS HOSPITAL LABORATORY	23	25,624	3,413	12%	29,060
JUPITER MEDICAL CENTER LAB	78	26,211	2,534	9%	28,823
BRANDON REGIONAL HOSPITAL		25,288	3,373	12%	28,661
STS LAB 2 LLC	6	25,899	1,316	5%	27,221
INTEGRATED REGIONAL LABORATORIES LLP	1	22,704	3,734	14%	26,439
JFK MEDICAL CENTER LAB	1	22,994	3,000	12%	25,995
PALMETTO GENERAL HOSPITAL LAB	3	21,434	4,437	17%	25,874
WATSON CLINIC LLP		20,320	4,767	19%	25,087
NIGHT LITE PEDIATRIC CENTER LLC		22,150	2,533	10%	24,683
GENESIS MEDICAL LABORATORY	305	20,133	3,890	16%	24,328
ACCESS DX LABORATORY	218	21,657	2,068	9%	23,943
HOLY CROSS HOSPITAL CLINICAL LAB	1	21,678	2,038	9%	23,717
MALABAR MEDICAL WALK IN CLINIC	1	19,712	3,934	17%	23,647
HEALTHLINK DIAGNOSTIC LABORATORIES	282	20,861	2,298	10%	23,441
AVENTUS BIO LABS	16	19,980	2,941	13%	22,937
MORTON PLANT HOSPITAL-ADLER INSTITUTE	26	19,857	2,364	11%	22,247
STATLAB_MOBILE	1	20,053	2,031	9%	22,085
PANCARE OF FLORIDA INC		19,694	2,373	11%	22,067

COVID-19: testing by laboratory

Data through Feb 16, 2021 verified as of Feb 17, 2021 at 09:25 AM

Data in this report are provisional and subject to change.

The numbers in the table below represent the number of Florida and non-Florida residents for whom test results were received by the Department of Health. A person can be tested by more than one laboratory and can have both positive and negative results. **Therefore, the sum of the numbers in each column will be larger than the total number of people tested.**

Reporting lab	Inconclusive	Negative	Positive	Percent positive	Total
LAB DIAGNOSTICS LLC	389	15,705	5,305	25%	21,399
NAPLES COMMUNITY HOSPITAL	71	19,290	2,000	9%	21,361
DRS CLACK SPENCER WHITE & MCCORMACK PA D/B/A		18,646	1,937	9%	20,583
ADVENT HEALTH - DAYTONA BEACH	32	18,890	1,657	8%	20,579
EXACT SCIENCES LABORATORIES		18,177	2,306	11%	20,483
PATIENTS FIRST LAKE ELLA MEDICAL CENTER PA		16,956	3,177	16%	20,133
SAINT MARY'S MEDICAL CENTER	24	17,867	2,110	11%	20,001
INFINITY BIOLOGIX LLC	54	18,735	818	4%	19,607
UNITED CLINICAL LABORATORY LLC	2	15,886	2,152	12%	18,040
CLEVELAND CLINIC HOSPITAL LAB	4	15,887	2,149	12%	18,040
BAYFRONT HEALTH - ST PETERSBURG	17	15,335	2,320	13%	17,672
HEALTH CENTER AT SINAI RESIDENCES		16,930	506	3%	17,436
CLEVELAND CLINIC TRADITION HOSPITAL		16,005	1,194	7%	17,199
OSCEOLA REGIONAL MEDICAL CENTER	1	14,974	2,192	13%	17,167
BIOCERNA LABS	461	14,582	2,112	12%	17,155
LEESBURG REGIONAL MEDICAL CENTER		15,029	2,098	12%	17,127
HOMESTEAD HOSPITAL CLINICAL LABORATORY	27	13,512	2,911	18%	16,450
MEMORIAL HOSPITAL JACKSONVILLE	8	13,638	2,668	16%	16,314
WELLINGTON REGIONAL MED CTR LAB	6	14,468	1,793	11%	16,267
NORTHWEST MEDICAL CENTER	1	13,521	1,921	12%	15,443
ORANGE PARK MEDICAL CENTER	9	12,808	2,550	17%	15,367
CLARITY LAB SOLUTIONS	88	13,427	1,704	11%	15,219
INDIAN RIVER PATHOLOGY LLC		13,988	1,207	8%	15,195
ACCESS MEDICAL LABORATORIES	4	7,849	7,240	48%	15,093
VISTA CLINICAL DIAGNOSTICS	481	12,710	1,639	11%	14,830
BETHESDA HOSPITAL EAST		13,398	1,376	9%	14,774
OAK HILL HOSPITAL		13,091	1,664	11%	14,755
DELRAY MEDICAL CENTER LAB	3	13,163	1,544	10%	14,710
INDIAN RIVER MEDICAL CENTER LAB		13,669	852	6%	14,521
WEST KENDALL BAPTIST HOSPITAL	11	11,673	2,763	19%	14,447
LAWNWOOD REGIONAL MEDICAL CENTER	1	12,334	2,006	14%	14,341
PRIVA PATH LABS	74	13,336	905	6%	14,315
MEMORIAL REGIONAL HOSPITAL CLINICAL LABORATORY	10	13,298	917	6%	14,225
BAPTIST HEALTHCARE - BAPTIST HOSPITAL	5	11,058	3,020	21%	14,083
LEE HEALTH - LEE MEMORIAL HOSPITAL		10,438	3,520	25%	13,958
BAPTIST HEALTH - SOUTH		12,737	1,149	8%	13,886
UHEALTH CORAL GABLES/LENNAR MED CTR	26	12,874	880	6%	13,780
LARGO MEDICAL CENTER		12,157	1,546	11%	13,703
WINTER HAVEN HOSPITAL CLINICAL LABORATORY	4	11,465	2,115	16%	13,584
NONA SCIENTIFIC	5	10,309	3,116	23%	13,430
WEST FLORIDA HOSPITAL LAB	1	10,258	2,897	22%	13,156
THE HEALTHCARE DISTRICT OF PALM BEACH COUNTY	43	11,401	1,667	13%	13,111
ADVENTHEALTH CENTRA CARE LAKE BUENA VISTA		11,528	1,490	11%	13,018
CARDIOPATH	84	11,265	1,658	13%	13,007
MEDICAL CENTER OF TRINITY CLINICAL LABORATORY	2	11,342	1,361	11%	12,705

COVID-19: testing by laboratory

Data through Feb 16, 2021 verified as of Feb 17, 2021 at 09:25 AM

Data in this report are provisional and subject to change.

The numbers in the table below represent the number of Florida and non-Florida residents for whom test results were received by the Department of Health. A person can be tested by more than one laboratory and can have both positive and negative results. **Therefore, the sum of the numbers in each column will be larger than the total number of people tested.**

Reporting lab	Inconclusive	Negative	Positive	Percent positive	Total
PALMS WEST HOSPITAL LAB	2	10,814	1,794	14%	12,610
GOOD SAMARITAN MEDICAL CENTER LAB	2	10,913	1,640	13%	12,555
WESTSIDE REGIONAL MED CTR	2	10,679	1,837	15%	12,518
ST ANTHONY'S HOSPITAL LAB	30	10,840	1,472	12%	12,342
MERCY HOSPITAL A CAMPUS OF PLANTATION GEN HOSP LAB	1	10,288	1,951	16%	12,240
LAKE CITY HM		11,147	988	8%	12,135
REGIONAL MEDCIAL CENTER BAYONET POINT	2	11,044	975	8%	12,021
GULF COAST MEDICAL CENTER MICROLAB		9,391	2,630	22%	12,021
NEMOURS CHILDRENS HOSPITAL	1	11,249	683	6%	11,933
FLORIDA HOSPITAL WATERMAN LABORATORY	70	10,997	861	7%	11,928
BINAXNOW	9	9,072	2,811	24%	11,892
MOLECULAR INFECTIOUS DISEASES	380	11,073	393	3%	11,846
THE VILLAGES REGIONAL HOSPITAL		10,566	1,207	10%	11,773
PWN HEALTH	17	9,625	2,068	18%	11,710
ST MARKS HOSPITAL LABORATORY B	78	10,627	1,002	9%	11,707
CAPITAL REGIONAL MEDICAL CTR		9,243	2,297	20%	11,540
GENOVA DIAGNOSTICS LABORATORY	60	10,332	1,002	9%	11,394
ST JOSEPHS HOSPITAL	18	9,854	1,486	13%	11,358
AVENTURA HOSPITAL LAB		9,187	2,162	19%	11,349
CORAL GABLES HOSPITAL CLINICAL LABORATORY		9,521	1,803	16%	11,324
HALIFAX MEDICAL CENTER LAB	37	9,587	1,688	15%	11,312
FLORIDA LABORATORY ANALYSIS		9,710	1,439	13%	11,149
WEST BOCA MEDICAL CENTER LAB		10,238	830	7%	11,068
BLAKE MEDICAL CENTER		9,655	1,395	13%	11,050
COAST DIAGNOSTICS LLC	45	9,804	1,177	11%	11,026
PATHNOSTICS	41	8,572	2,333	21%	10,946
LEE HEALTH - HEALTH PARK MEDICAL CENTER		9,124	1,787	16%	10,911
LARKIN COMMUNITY HOSPITAL	10	9,450	1,445	13%	10,905
BAPTIST HEALTH SOUTH FLORIDA - WEST KENDALL URGENT CARE		9,140	1,748	16%	10,888
MANATEE MEMORIAL HOSPITAL		9,943	943	9%	10,886
MEASE COUNTRYSIDE LAB	14	9,518	1,165	11%	10,697
PALM BEACH GARDENS MEDICAL CTR LAB		9,634	1,061	10%	10,695
LARKIN COMMUNITY HOSPITAL INC DBA CARDIOTROPIC		6,820	3,621	35%	10,441
PRECISION HEALTH RESOURCES LLC		9,617	656	6%	10,273
LAKE CITY MEDICAL CENTER		8,079	2,137	21%	10,216
VIKOR SCIENTIFIC	46	8,368	1,760	17%	10,174
MEDRITE MEDICAL CARE, PC	4,759	4,875	494	5%	10,128
FLORIDA HOSPITAL HEARTLAND MED CTR CLINICAL LAB	33	8,749	1,326	13%	10,108
ADVENT HEALTH - WESLEY CHAPEL	14	8,991	941	9%	9,946
SRQ DRIVE THROUGH		8,944	905	9%	9,849
PLANTATION GENERAL HOSPITAL		8,219	1,520	16%	9,739
PALM BEACH BALL PARK		8,605	1,007	10%	9,612
AVECINA	17	8,873	698	7%	9,588
DOCTORS HOSPITAL	7	7,968	1,601	17%	9,576
LEON MEDICAL CENTERS LLC		7,434	2,037	22%	9,471
FLORIDA MEDICAL CENTER - A CAMPUS OF NORTH SHORE	2	8,327	1,136	12%	9,465
SARKIS CLINICAL TRIALS	25	8,219	1,218	13%	9,462

COVID-19: testing by laboratory

Data through Feb 16, 2021 verified as of Feb 17, 2021 at 09:25 AM

Data in this report are provisional and subject to change.

The numbers in the table below represent the number of Florida and non-Florida residents for whom test results were received by the Department of Health. A person can be tested by more than one laboratory and can have both positive and negative results. **Therefore, the sum of the numbers in each column will be larger than the total number of people tested.**

Reporting lab	Inconclusive	Negative	Positive	Percent positive	Total
AVECINA MEDICAL	4	6,201	3,247	34%	9,452
P4 CLINICAL, LLC	195	8,228	933	10%	9,356
LABSTAT LLC	3	8,906	432	5%	9,341
BOSTON HEART DIAGNOSTICS CORP		8,139	1,196	13%	9,335
CENTRAL FLORIDA REGIONAL HOSPITAL		8,354	979	10%	9,333
AMERICAN FAMILY CARE		5,109	4,200	45%	9,309
NORTHSIDE HOSPITAL AND HEART INSTITUTE		8,269	954	10%	9,223
EXPRESS GENE MOLECULAR DIAGNOSTICS LABORATORY		7,807	1,356	15%	9,163
CORAL SPRINGS MED CTR		8,218	888	10%	9,106
NATIONWIDE LABORATORY SERVICES INC	301	7,502	1,192	13%	8,995
CERNERELR_BAYCARE	43	8,320	616	7%	8,979
FLORIDA HOSPITAL DELAND	10	7,796	1,145	13%	8,951
NCF DIAGNOSTICS & DNA TECHNOLOGIES LAB	151	8,201	476	5%	8,828
INFORM DIAGNOSTICS, INC		8,269	492	6%	8,761
ADVENTHEALTH CENTRA CARE WATERFORD LAKES		7,269	1,457	17%	8,726
FLORIDA HOSPITAL FLAGLER	29	7,726	742	9%	8,497
BAPTIST HEALTH SOUTH FLORIDA - COUNTRY WALK URGENT CARE		7,020	1,473	17%	8,493
OCALA REGIONAL MEDICAL CENTER		7,278	1,122	13%	8,400
CernerELR_Advent		7,192	1,159	14%	8,351
BROWARD HEALTH NORTH CLINICAL LABORATORY		7,388	954	11%	8,342
AVECINA MEDICAL OAKLEAF	3	6,977	1,330	16%	8,310
WEST PALM HOSPITAL LAB		7,623	675	8%	8,298
MEDARBOR DIAGNOSTICS	1	7,196	1,100	13%	8,297
NORTH SHORE MEDICAL CENTER		6,875	1,411	17%	8,286
CERNERELR_BAPTISTMIAMI	31	7,313	862	11%	8,206
FLORIDA HOSPITAL ZEPHYRHILLS	10	7,306	886	11%	8,202
LEE HEALTH - GULF COAST MEDICAL CENTER	2	6,437	1,668	21%	8,107
SYNERGY DIAGNOSTIC LABORATORY	93	7,113	858	11%	8,064
ALL CHILDREN'S HOSPITAL		7,507	553	7%	8,060
FLORIDA HOSPITAL OF CARROLLWOOD	23	6,899	1,129	14%	8,051
ADVENTHEALTH CENTRA CARE ST CLOUD	1	6,911	1,122	14%	8,034
SOUTH BAY HOSPITAL CLINICAL LAB	1	6,946	848	11%	7,795
CLEVELAND CLINIC MARTIN SOUTH HOSPITAL	1	6,875	856	11%	7,732
NCH NORTH NAPLES HOSPITAL LAB	15	6,733	830	11%	7,578
KD MEDICAL CHOICE LLC	5	6,841	715	9%	7,561
BAPTIST HEALTH - BEACHES		6,942	617	8%	7,559
HEALTHQUEST ESOTERICS		6,152	1,327	18%	7,479
SYNERGY LABORATORIES	7	6,462	1,008	13%	7,477
BAPTIST HEALTH SOUTH FLORIDA - MIAMI LAKES URGENT CARE		5,852	1,594	21%	7,446
MEMORIAL HOSPITAL WEST LABORATORY SERVICES	14	6,733	679	9%	7,426
LABS ASAP LLC		6,696	717	10%	7,413
POINCIANA MEDICAL CENTER		5,743	1,648	22%	7,391
SANTA ROSA MEDICAL CENTER		5,979	1,341	18%	7,320
BAYCARE COMMUNITY HEALTH		7,110	186	3%	7,296
ISPM LABS, LLC DBA CAPSTONE DIAGNOSTICS, LLC		6,908	377	5%	7,285
H LEE MOFFITT CANCER CENTER LABORATORY	1	7,053	208	3%	7,262
FULGENT DIAGNOSTICS	107	6,559	504	7%	7,170

COVID-19: testing by laboratory

Data through Feb 16, 2021 verified as of Feb 17, 2021 at 09:25 AM

Data in this report are provisional and subject to change.

The numbers in the table below represent the number of Florida and non-Florida residents for whom test results were received by the Department of Health. A person can be tested by more than one laboratory and can have both positive and negative results. **Therefore, the sum of the numbers in each column will be larger than the total number of people tested.**

Reporting lab	Inconclusive	Negative	Positive	Percent positive	Total
WEST MARION COMMUINITY HOSPITAL LAB		5,926	1,214	17%	7,140
ANNE BATES LEACH EYE HOSPITAL/ ABLEH MICROBIOLOGY LABORATORY	7	7,022	103	1%	7,132
MEMORIAL HOSPITAL MICRO		6,623	490	7%	7,113
CLEVELAND CLINIC MARTIN NORTH HOSPITAL		6,235	822	12%	7,057
INFINITY BIOLOGIX LLC (GINKO BIOWORKS)	22	6,809	194	3%	7,025
ARCPPOINT LABS OF FORT MYERS	4	6,131	874	12%	7,009
MORTON PLANT-MEASE	5	6,314	656	9%	6,975
LAKEWOOD RANCH MEDICAL CENTER		6,314	548	8%	6,862
ST LUCIE MEDICAL CENTER		5,519	1,340	20%	6,859
LUMINUS DIAGNOSTICS		6,265	552	8%	6,817
GENE BY GENE, GENOMICS RESEARCH CENTER LAB	44	6,379	377	6%	6,800
FLORIDA HOSPITAL FISH MEMORIAL	19	5,769	1,004	15%	6,792
BAPTIST HEALTH SOUTH FLORIDA - WESTCHESTER URGENT CARE		5,416	1,182	18%	6,598
ADVENTHEALTH CENTRA CARE UNIVERSITY	1	5,835	749	11%	6,585
VISTA CLINICAL	8	3,853	2,710	41%	6,571
ADVENTHEALTH CENTRA CARE CLERMONT		5,601	958	15%	6,559
AVERO DIAGNOSTICS - IRVING	11	6,005	459	7%	6,475
MEDEXPRESS URGENT CARE	2	4,399	2,070	32%	6,471
ADVENTHEALTH CENTRA CARE WINTER GARDEN	1	5,728	702	11%	6,431
ADVENTHEALTH CENTRA CARE WINTER PARK		5,795	626	10%	6,421
FLORIDA HOSPITAL OCALA		5,552	857	13%	6,409
HIALEAH HOSPITAL	4	4,916	1,404	22%	6,324
BAPTIST HEALTH SOUTH FLORIDA - DORAL URGENT CARE		5,003	1,256	20%	6,259
UNKNOWN	3	3,291	2,865	47%	6,159
ADVENTHEALTH CENTRA CARE DR PHILLIPS		5,571	563	9%	6,134
ADVENTHEALTH CENTRA CARE LAKELAND	1	5,301	800	13%	6,102
OVIEDO MEDICAL CENTER		5,454	624	10%	6,078
ST JOSEPHS NORTH HOSPITAL LAB	7	5,195	841	14%	6,043
BAPTIST HEALTH - NASSAU		5,682	332	6%	6,014
HOLIDAY CVS LLC		5,712	273	5%	5,985
IMPERIAL POINT MEDICAL CENTER		5,417	504	9%	5,921
ADVENTHEALTH CENTRA CARE LEE ROAD		5,313	592	10%	5,905
BAYFRONT HEALTH - VENICE REGIONAL MEDICAL	1	5,338	505	9%	5,844
ATLANTIS URGENT CARE	1	4,312	1,518	26%	5,831
BAYFRONT HEALTH - PORT CHARLOTTE		5,266	477	8%	5,743
ADVENTHEALTH CENTRA CARE HUNTERS CREEK	3	4,917	798	14%	5,718
FORT WALTON BEACH MEDICAL CENTER		4,854	854	15%	5,708
ST PETERSBURG GENERAL HOSPITAL		4,805	894	16%	5,699
INDIAN RIVER MEDICAL CENTER		4,880	799	14%	5,679
SOLARIS DIAGNOSTICS	10	5,106	559	10%	5,675
EMERALD COAST URGENT CARE		4,245	1,346	24%	5,591
COMMUNITY HEALTH CENTERS OF PINELLAS INC		4,447	1,127	20%	5,574
MEDEXPRESS URGENT CARE OF BOYNTON BEACH LLC		5,174	370	7%	5,544
ADVENTHEALTH CENTRA CARE SANFORD		4,873	631	11%	5,504
ADVENTHEALTH CENTRA CARE MOUNT DORA		4,579	893	16%	5,472
CLINICAL REFERENCE LABORATORY	2	5,183	269	5%	5,454
ADVENTHEALTH CENTRA CARE LAKE MARY	2	4,716	708	13%	5,426

COVID-19: testing by laboratory

Data through Feb 16, 2021 verified as of Feb 17, 2021 at 09:25 AM

Data in this report are provisional and subject to change.

The numbers in the table below represent the number of Florida and non-Florida residents for whom test results were received by the Department of Health. A person can be tested by more than one laboratory and can have both positive and negative results. **Therefore, the sum of the numbers in each column will be larger than the total number of people tested.**

Reporting lab	Inconclusive	Negative	Positive	Percent positive	Total
BAPTIST HEALTH SOUTH FLORIDA - PEMBROKE PINES URGENT CARE		4,531	892	16%	5,423
TROPICANA FIELD - LOT 2□	19	4,917	483	9%	5,419
ADVENTHEALTH CENTRA CARE KISSIMMEE		4,823	556	10%	5,379
SUNRISE MEDICAL LABORATORIES	2	4,969	366	7%	5,337
FLORIDA HOSPITAL NORTH PINELLAS	11	4,891	435	8%	5,337
NCH DOWNTOWN NAPLES HOSPITAL	12	4,760	557	10%	5,329
SOUTH FLORIDA BAPTIST HOSPITAL MICRO	4	4,442	855	16%	5,301
SUNCOAST PATHOLOGY ASSOCIATES		4,835	451	9%	5,286
ADVENTHEALTH CENTRA CARE APOPKA	1	4,540	725	14%	5,266
MARTIN HOSPITAL SOUTH LAB		4,966	283	5%	5,249
MEDEXPRESS URGENT CARE HUDSON		4,504	695	13%	5,199
EMPIRE CITY LABORATORIES INC	55	4,393	733	14%	5,181
ADVENTIST HEALTH SYSTEMS, SUNBELT INC		4,517	622	12%	5,139
PARAMOUNT URGENT CARE		2,565	2,538	50%	5,103
TRINITY SPRINGS		4,357	729	14%	5,086
DOCTORS URGENT CARE LLC	1	4,108	933	19%	5,042
ANGEL KIDS PEDIATRICS		4,709	302	6%	5,011
ADVENTHEALTH CENTRA CARE ALTAMONTE		4,373	619	12%	4,992
BAPTIST HEALTH SOUTH FLORIDA - CORAL SPRINGS URGENT CARE		4,293	697	14%	4,990
PUTNAM COMMUNITY MEDICAL CENTER		4,298	668	13%	4,966
MEDICAL DNA LABS LLC	3	4,501	428	9%	4,932
MICROGEN DX	4	4,247	674	14%	4,925
NCH NORTH NAPLES HOSPITAL	6	4,305	597	12%	4,908
NORTHWEST FLORIDA COMMUNITY HOSPITAL	30	3,514	1,357	28%	4,901
ACUTIS DIAGNOSTICS	17	3,911	961	20%	4,889
PRO CLINIC		3,753	1,012	21%	4,765
ADVENTHEALTH CENTRA CARE AZALEA PARK		4,052	687	14%	4,739
UNIVERSITY HOSPITAL AND MEDICAL CENTER		3,599	1,119	24%	4,718
EGLIN AIR FORCE BASE	12	3,298	1,344	29%	4,654
BAPTIST HEALTH - NORTH		3,623	1,030	22%	4,653
ADVENTHEALTH EXPRESS CARE		3,777	872	19%	4,649
AHCC WESLEY CHAPEL		4,140	493	11%	4,633
DOCTORS URGENT CARE OF LUTZ LLC	1	3,704	911	20%	4,616
ADVENTHEALTH CENTRA CARE OVIEDO		3,968	645	14%	4,613
URGENT CARE CURE	2	3,940	662	14%	4,604
NIGHT LITE PEDIATRICS	4	3,341	1,250	27%	4,595
COASTAL MED URGENT CARE		3,137	1,457	32%	4,594
ESCAMBIA COMMUNITY CLINICS INC	8	3,378	1,168	26%	4,554
MOFFITT CANCER CENTER	6	4,392	94	2%	4,492
PALMS OF PASADENA HOSPITAL		3,970	503	11%	4,473
BAPTIST HEALTH SOUTH FLORIDA - TAMIAMI TRAIL URGENT CARE		3,581	877	20%	4,458
MEDEXPRESS URGENT CARE - ESTERO		3,959	450	10%	4,409
THE CENTER FOR URGENT CARE	3	3,649	741	17%	4,393
ADVENTHEALTH CENTRA CARE SOUTH ORANGE		3,758	629	14%	4,387
BAPTIST HEALTH SOUTH FLORIDA - CORAL GABLES (UNIVERSITY) URGENT CARE		3,785	599	14%	4,384
FLORIDA FAMILY LABORATORY, INC DBA	33	3,963	381	9%	4,377
ADVENTHEALTH CENTRA CARE LONGWOOD		3,834	510	12%	4,344

COVID-19: testing by laboratory

Data through Feb 16, 2021 verified as of Feb 17, 2021 at 09:25 AM

Data in this report are provisional and subject to change.

The numbers in the table below represent the number of Florida and non-Florida residents for whom test results were received by the Department of Health. A person can be tested by more than one laboratory and can have both positive and negative results. **Therefore, the sum of the numbers in each column will be larger than the total number of people tested.**

Reporting lab	Inconclusive	Negative	Positive	Percent positive	Total
DOCTORS HOSPITAL OF SARASOTA CLINICAL LABORATORY		3,775	564	13%	4,339
WESTCHESTER HOSPITAL	23	3,476	840	19%	4,339
ADVENTHEALTH CENTRA CARE ORANGE LAKE		3,826	499	12%	4,325
BAPTIST HEALTH SOUTH FLORIDA - KENDALE LAKES URGENT CARE		3,459	848	20%	4,307
MINUTECLINIC		3,699	602	14%	4,301
ADVENTHEALTH CENTRA CARE PORT ORANGE		3,588	708	16%	4,296
MINUTECLINIC LLC #3703		3,579	706	16%	4,285
ADVENT HEALTH - HEART OF FLORIDA ER	1	3,654	625	15%	4,280
PEDIATRIC HEALTH CARE ALLIANCE PA		3,894	359	8%	4,253
MEASE DUNEDIN HOSPITAL	5	3,819	420	10%	4,244
MEDEXPRESS URGENT CARE - ROYAL PALM BEACH		3,814	423	10%	4,237
BAPTIST HEALTH SOUTH FLORIDA - PINECREST URGENT CARE		3,654	576	14%	4,230
RAULERSON HOSPITAL		3,476	745	18%	4,221
HEALTH FIRST ADVENTHEALTH CENTRA CARE GATEWAY	1	3,801	415	10%	4,217
URGENT CARE OF THE PALM BEACHES		3,413	780	19%	4,193
HEALTH FIRST ADVENTHEALTH CENTRA CARE TITUSVILLE		3,738	447	11%	4,185
FLORIDA COMMUNITY HEALTH CENTER		3,278	907	22%	4,185
QDX PATHOLOGY SERVICES	2	3,829	339	8%	4,170
ADVENTHEALTH CENTRA CARE SAND LAKE		3,719	420	10%	4,139
BAPTIST HEALTH SOUTH FLORIDA - CORAL GABLES URGENT CARE		3,441	690	17%	4,131
MEDEXPRESS URGENT CARE PALM BEACH GARDENS		3,786	326	8%	4,112
MEDEXPRESS URGENT CARE - GOLDEN GATE		3,656	434	11%	4,090
LEE HEALTH CONVENIENT CARE - PAGE FIELD		3,541	543	13%	4,084
ADVENTHEALTH CENTRA CARE LEESBURG		3,295	783	19%	4,078
TALLAHASSEE PRIMARY CARE ASSOCIATES		3,548	522	13%	4,070
NIGHT LITE PEDIATRICS URGENT CARE	1	3,414	638	16%	4,053
PHYSICIANS REGIONAL MEDICAL CENTER - PINE RIDGE RD	1	3,265	732	18%	3,998
BAPTIST HEALTH SOUTH FLORIDA - PALMETTO BAY URGENT CARE		3,355	632	16%	3,987
PALMS MEDICAL GROUP	5	2,787	1,182	30%	3,974
GENESIS DIAGNOSTICS		3,679	240	6%	3,919
US BIOTEK LABORATORIES	14	3,542	362	9%	3,918
BETHESDA HOSPITAL WEST		3,499	395	10%	3,894
BAYFRONT HEALTH - SEVEN RIVERS		3,504	345	9%	3,849
PARAMOUNT URGENT CARE - WINDERMERE		2,456	1,370	36%	3,826
BAYA PHARMACY & URGENT CARE		2,786	1,038	27%	3,824
ASCENSION SACRED HEART - EMERALD COAST		3,145	675	18%	3,820
LABORATORY OF FLORIDA LLC	40	3,485	277	7%	3,802
PREMIER URGENT CARE OF BREVARD LLC	3	3,307	483	13%	3,793
TWIN CITIES HOSPITAL	1	3,296	478	13%	3,775
MEDEXPRESS URGENT CARE - LAKELAND		3,329	434	12%	3,763
MEMORIAL HOSPITAL- MIRAMAR	12	3,450	292	8%	3,754
MEDCOMP SCIENCES LLC	64	1,888	1,711	47%	3,663
ADVENTHEALTH CENTRA CARE		3,256	392	11%	3,648
CLARITY LAB SOLUTIONS LLC		3,608	4	0%	3,612
BAYFRONT HEALTH - BROOKSVILLE		3,121	426	12%	3,547
ADVENTHEALTH PROMPT CARE	2	2,506	1,029	29%	3,537
SIPARADIGM LLC	38	3,242	235	7%	3,515

COVID-19: testing by laboratory

Data through Feb 16, 2021 verified as of Feb 17, 2021 at 09:25 AM

Data in this report are provisional and subject to change.

The numbers in the table below represent the number of Florida and non-Florida residents for whom test results were received by the Department of Health. A person can be tested by more than one laboratory and can have both positive and negative results. **Therefore, the sum of the numbers in each column will be larger than the total number of people tested.**

Reporting lab	Inconclusive	Negative	Positive	Percent positive	Total
DOCTORS TEST CENTERS		3,094	420	12%	3,514
BAPTIST HEALTH SOUTH FLORIDA - DAVIE URGENT CARE		2,875	600	17%	3,475
ADVENTHEALTH CENTRA CARE COLONIAL TOWN	2	3,082	380	11%	3,464
DESOTO MEMORIAL HOSPITAL	3	2,819	612	18%	3,434
ENGLEWOOD COMMUNITY HOSPITAL		3,084	323	9%	3,407
ACCU REFERENCE MEDICAL LAB	9	2,662	733	22%	3,404
VENTURE MEDICAL OF FLORIDA LLC		3,130	247	7%	3,377
MIDWAY SPECIALTY CARE CENTER DIAGNOSTICS	38	3,103	236	7%	3,377
LAKESIDE MEDICAL CENTER		2,620	746	22%	3,366
BAYFRONT HEALTH - PUNTA GORDA		3,060	241	7%	3,301
BAPTIST HEALTH SOUTH FLORIDA - WESTON URGENT CARE		2,894	382	12%	3,276
AMELIA URGENT CARE		1,693	1,536	48%	3,229
MINUTECLINIC LLC # 0709		2,713	475	15%	3,188
BARTOW REGIONAL MEDICAL CENTER	1	2,644	502	16%	3,147
MINUTECLINIC LLC		2,675	464	15%	3,139
MEDEXPRESS URGENT CARE CAPE CORAL		2,666	455	15%	3,121
SPORTS DRUG TESTING LABORATORY	50	2,966	101	3%	3,117
BAYFRONT HEALTH - SPRING HILL		2,784	281	9%	3,065
BAPTIST HEALTH URGENT CARE AT SAWGRASS		2,561	497	16%	3,058
PRECISION HEALTH SOLUTIONS		2,892	166	5%	3,058
HIGHLANDS REGIONAL MEDICAL CENTER		2,353	698	23%	3,051
HEALTH FIRST ADVENTHEALTH CENTRA CARE COCOA		2,748	284	9%	3,032
BAPTIST HEALTH SOUTH FLORIDA - BRICKELL URGENT CARE		2,504	517	17%	3,021
PHARMCO RX	2	2,755	227	8%	2,984
MINUTECLINIC LLC #1067		2,562	388	13%	2,950
ADVENTIST HEALTH SYSTEMS SUNBELT IN DBA		2,649	300	10%	2,949
WALGREEN CO	2	2,584	328	11%	2,914
HOLIDAY CVS LLC DBA CVS PHARMACY #5154		2,838	75	3%	2,913
VETERANS AFFAIRS MEDICAL CENTER - ORLANDO	1	1,343	1,560	54%	2,904
SELECT LABORATORIES - MARION COUNTY, FL LLC	5	2,596	295	10%	2,896
STONE CLINICAL LABORATORIES		2,790	96	3%	2,886
MINUTECLINIC LLC #8396		2,459	410	14%	2,869
WALGREENS ORLANDO	3	2,523	340	12%	2,866
MEDEXPRESS URGENT CARE - DELAND		2,549	299	10%	2,848
MEDEXPRESS URGENT CARE LEHIGH ACRES		2,439	360	13%	2,799
HEALTH FIRST ADVENTHEALTH CENTRA CARE MALABAR		2,502	285	10%	2,787
MEMORIAL HOSPITAL PEMBROKE	3	2,444	326	12%	2,773
BRASHEAR'S VITAL CARE CORP		2,168	601	22%	2,769
BMCT Molecular Diagnostics Subsection		2,252	482	18%	2,734
VERILY LIFE SCIENCES		2,699	24	1%	2,723
ADVENTHEALTH CENTRA CARE KIDS LAKE MARY		2,512	206	8%	2,718
MINUTECLINIC LLC #3631		2,281	421	16%	2,702
CITRUS MEMORIAL HOSPITAL LABORATORY		2,248	444	16%	2,692
PRIMEHEALTH URGENT CARE INC		2,301	379	14%	2,680
MINUTECLINIC LLC 5852		2,251	408	15%	2,659
ADVENT HEALTH CENTRA CARE -WINTER PARK KIDS URGENT CARE	4	2,414	235	9%	2,653
MC DIAGNOSTIC OF CONNECTICUT, PC #2220		2,243	391	15%	2,634

COVID-19: testing by laboratory

Data through Feb 16, 2021 verified as of Feb 17, 2021 at 09:25 AM

Data in this report are provisional and subject to change.

The numbers in the table below represent the number of Florida and non-Florida residents for whom test results were received by the Department of Health. A person can be tested by more than one laboratory and can have both positive and negative results. **Therefore, the sum of the numbers in each column will be larger than the total number of people tested.**

Reporting lab	Inconclusive	Negative	Positive	Percent positive	Total
EMERALD COAST URGENT CARE, LLC	1	1,968	659	25%	2,628
QUICK CARE MED PL	2	2,049	555	21%	2,606
ADVENT HEALTH - NEW SMYRNA		2,053	550	21%	2,603
NXGEN MDX LLC	4	2,297	285	11%	2,586
MARINERS HOSPITAL		2,327	254	10%	2,581
ADVENT HEALTH - OCALA		2,124	446	17%	2,570
MEDONE PLLC		1,938	629	25%	2,567
BAPTIST HEALTH - CLAY		2,185	372	15%	2,557
BAPTIST HEALTH EMERGENCY CENTER COUNTRY WALK	1	2,148	407	16%	2,556
ALTRU DIAGNOSTICS INC	2	2,401	141	6%	2,544
SCION LAB SERVICES LLC	23	2,315	187	7%	2,525
BAPTIST HEALTHCARE - GULF BREEZE HOSPITAL	3	2,073	437	17%	2,513
MINUTE CLINIC LLC		2,171	342	14%	2,513
ACCESS POINT HEALTHCARE URGENT & PRIMARY CARE	2	1,879	621	25%	2,502
MINUTECLINIC LLC #5249		1,958	525	21%	2,483
GESSLER CLINIC	2	1,633	831	34%	2,466
MINUTECLINIC LLC #3463		2,048	414	17%	2,462
EMERALD COAST URGENT CARE LLC		1,804	653	27%	2,457
MEDEXPRESS FORT MYERS		2,128	299	12%	2,427
PARAMOUNT URGENT CARE INC		801	1,616	67%	2,417
BAPTIST HEALTH - OAKLEAF		1,986	425	18%	2,411
PARAMOUNT URGENT CARE - ORLANDO		1,548	859	36%	2,407
PARAMOUNT URGENT CARE - OVIEDO		1,643	762	32%	2,405
HOLMES REG MED CENTER CLINICAL LAB		2,046	353	15%	2,399
MINUTECLINIC LLC #5253		1,977	412	17%	2,389
PROHEALTH	3	893	1,475	62%	2,371
SACRED HEART HEALTH SYSTEM, INC	1	1,553	808	34%	2,362
PHYSICIANS STAT LAB	3	1,066	1,257	54%	2,326
BAPTIST HEALTH SOUTH FLORIDA - MIAMI BEACH URGENT CARE		1,989	336	14%	2,325
MEDEXPRESS URGENT CARE CORAL SPRINGS		2,089	234	10%	2,323
MEDEXPRESS URGENT CARE - VERO BEACH		2,015	300	13%	2,315
COMMUNITY HEALTH NORTHWEST FLORIDA	4	1,764	547	24%	2,315
LEE HEALTH - COCONUT POINT CLINICAL LAB	2	1,872	433	19%	2,307
PHYSICIAN ASSOCIATES		2,067	237	10%	2,304
CARENOW URGENT CARE		1,324	979	43%	2,303
MINUTECLINIC LLC #4415		1,900	374	16%	2,274
BLUE MED CONSULTANTS		2,164	90	4%	2,254
PRIMEHEALTH URGENT CARE	1	1,865	360	16%	2,226
PHYSICIANS REGIONAL MEDICAL CENTER - COLLIER BLVD	1	1,526	687	31%	2,214
MEDEXPRESS URGENT CARE - CLEWISTON		1,839	355	16%	2,194
MINUTECLINIC LLC #5854		1,838	351	16%	2,189
MINUTECLINIC LLC #5190		1,800	386	18%	2,186
ADVENTHEALTH CENTRA CARE CONWAY		1,822	334	15%	2,156
LOWER KEYS MEDICAL CENTER		1,891	245	11%	2,136
DONALD W ROBERTSON DO PA		1,631	481	23%	2,112
FLORIDA MEDICAL CLINIC	3	970	1,076	53%	2,049
BAY MEDICAL CENTER SACRED HEART HEALTH SYSTEM		1,521	521	26%	2,042

COVID-19: testing by laboratory

Data through Feb 16, 2021 verified as of Feb 17, 2021 at 09:25 AM

Data in this report are provisional and subject to change.

The numbers in the table below represent the number of Florida and non-Florida residents for whom test results were received by the Department of Health. A person can be tested by more than one laboratory and can have both positive and negative results. **Therefore, the sum of the numbers in each column will be larger than the total number of people tested.**

Reporting lab	Inconclusive	Negative	Positive	Percent positive	Total
ASSOCIATED PATHOLOGISTS, LLC	3	1,664	367	18%	2,034
MARION E FETHER MEDICAL CENTER, THE		1,859	174	9%	2,033
AMELIA EXPRESS CARE LLC	10	1,722	294	15%	2,026
DR G'S URGENT CARE		1,757	258	13%	2,015
MINUTECLINIC LLC #7886		1,727	284	14%	2,011
TAMPA COMMUNITY HOSPITAL		1,699	311	15%	2,010
DYNIX DIAGNOSTIX		1,657	329	17%	1,986
MINUTECLINIC LLC #3662		1,671	287	15%	1,958
MEDEXPRESS URGENT CARE BOCA RATON		1,793	162	8%	1,955
DOC SMILEY'S URGENT CARE		1,706	247	13%	1,953
ASCENSION SACRED HEART - GULF		1,449	495	25%	1,944
UNIVERSITY OF NORTH FLORIDA STUDENT HEALTH		1,871	63	3%	1,934
FLOWERS HOSPITAL		1,735	188	10%	1,923
MINUTECLINIC LLC #5214		1,629	272	14%	1,901
PATIENTS FIRST - THOMASVILLE ROAD		1,673	227	12%	1,900
WELLINGTON REGIONAL MEDICAL CENTER		1,705	188	10%	1,893
MINUTECLINIC, LLC #4015		1,424	463	25%	1,887
MEDFAST URGENT CARE CENTERS LLC		563	1,323	70%	1,886
ADVENT HEALTH - DADE CITY		1,640	240	13%	1,880
MINUTECLINIC LLC #7887		1,672	206	11%	1,878
GENUS3		1,803	71	4%	1,874
MINUTECLINIC LLC #1771		1,563	301	16%	1,864
MINUTECLINIC LLC # 0514		1,632	232	12%	1,864
MINUTECLINIC LLC #5069		1,516	332	18%	1,848
MINUTECLINIC LLC #4458		1,470	370	20%	1,840
INTELEX LABS, LLC		1,781	57	3%	1,838
MINUTECLINIC LLC # 3930		1,561	276	15%	1,837
MEDEXPRESS PORT CHARLOTTE		1,665	165	9%	1,830
BOND URGENT CARE LLC		1,346	477	26%	1,823
MINUTECLINIC LLC #1055		1,413	374	21%	1,787
PARRISH MEDICAL CENTER	1	1,552	228	13%	1,781
MINUTECLINIC LLC #3814		1,472	303	17%	1,775
MINUTECLINIC LLC #3705		1,536	235	13%	1,771
CHARLES AIESI CONSULTING INC	8	1,548	209	12%	1,765
MINUTECLINIC LLC # 3686		1,500	248	14%	1,748
MINUTECLINIC LLC #3003		1,386	359	21%	1,745
JACKSON HOSPITAL CLINICAL LABORATORY		1,473	272	16%	1,745
MINUTECLINIC LLC #7225		1,490	244	14%	1,734
MARTIN HEALTH SYSTEM - ST LUCIE WEST		1,539	166	10%	1,705
JW PLASTIC SURGERY		1,449	244	14%	1,693
NCH NORTHEAST	7	1,303	383	23%	1,693
MINUTECLINIC LLC #7973		1,462	228	13%	1,690
MINUTECLINIC LLC #3291		1,470	214	13%	1,684
MINUTECLINIC, LLC #3204		1,385	296	18%	1,681
IGENOMIX USA LLC	46	1,478	156	9%	1,680
Community_Health		1,471	198	12%	1,669
BARDMOOR LABORATORY	9	1,416	243	15%	1,668

COVID-19: testing by laboratory

Data through Feb 16, 2021 verified as of Feb 17, 2021 at 09:25 AM

Data in this report are provisional and subject to change.

The numbers in the table below represent the number of Florida and non-Florida residents for whom test results were received by the Department of Health. A person can be tested by more than one laboratory and can have both positive and negative results. **Therefore, the sum of the numbers in each column will be larger than the total number of people tested.**

Reporting lab	Inconclusive	Negative	Positive	Percent positive	Total
SPARROW HEALTHCARE	2	1,411	250	15%	1,663
DOC SMILEYS URGENT CARE LLC		1,340	305	19%	1,645
NCHMD INC		1,361	278	17%	1,639
MINUTECLINIC LLC #7173		1,423	213	13%	1,636
NORTH SHORE LONG ISLAND JEWISH HEALTH	1	1,552	80	5%	1,633
AFC PHYSICIANS OF FLORIDA		1,201	429	26%	1,630
MINUTECLINIC, LLC (CLINIC 10699)		1,381	241	15%	1,622
MINUTECLINIC LLC #3257		1,330	280	17%	1,610
PENSACOLA PEDIATRICS PA	1	1,441	161	10%	1,603
EMERGENCY PHYSICIANS MEDICAL CENTER		610	993	62%	1,603
LAKE WALES MEDICAL CENTER INC		1,384	215	13%	1,599
OPTEO LABORATORY		1,555	34	2%	1,589
MINI ER WATERFORD LAKES, THE		1,341	240	15%	1,581
NEIGHBORHOOD MEDICAL CENTER INC	17	1,389	171	11%	1,577
MEDIQUICK URGENT CARE CENTERS INC		1,096	477	30%	1,573
MINUTECLINIC LLC # 7933		1,372	200	13%	1,572
MELBOURNE MEDICAL LABORATORY	2	1,365	202	13%	1,569
LABTECH DIAGNOSTIC		1,279	281	18%	1,560
SHELL POINT NURSING PAVILION	1	1,487	70	4%	1,558
MINUTECLINIC LLC #3748		1,244	312	20%	1,556
AMERICAN RESEARCH LABS		1,343	212	14%	1,555
CAREFAST+		868	686	44%	1,554
MINUTECLINIC, LLC #5817		1,262	285	18%	1,547
ELLENTON URGENT CARE		1,299	234	15%	1,533
MINUTECLINIC LLC #5216		1,298	233	15%	1,531
ASSURANCE SCIENTIFIC LABORATORIES	1	1,245	281	18%	1,527
MINUTECLINIC LLC #4024		1,297	227	15%	1,524
JUPITER MEDICAL CENTER URGENT CARE		1,123	398	26%	1,521
MINUTECLINIC LLC #3654		1,240	279	18%	1,519
LABORATORY SPECIALISTS OF MICHIGAN		1,256	258	17%	1,514
MINUTECLINIC LLC #4612		1,181	325	22%	1,506
MINUTECLINIC LLC #5924		1,258	246	16%	1,504
MINUTECLINIC LLC #3285		1,295	207	14%	1,502
WHOLE FAMILY HEALTH CENTER INC		1,212	289	19%	1,501
MINUTECLINIC LLC #3255		1,262	237	16%	1,499
MINUTECLINIC LLC #3635		1,296	194	13%	1,490
GENESIS LABORATORY MANAGEMENT	11	1,247	221	15%	1,479
MINUTECLINIC LLC #3648		1,172	285	20%	1,457
ADVANCE MEDICAL OF NAPLES		326	1,121	77%	1,447
BAPTIST HEALTH SOUTH FLORIDA - COUNTRY WALK URGENT CARE EXPRESS		1,226	215	15%	1,441
UHEALTH DEERFIELD BEACH/UMSYLVESTER DEERFIELD BEACH LABORATORY	3	1,380	55	4%	1,438
BAYFRONT HEALTH - CITRUS HILLS		1,225	205	14%	1,430
KEYS AHEC SCHOOL MEDICAL CLINIC	7	1,322	97	7%	1,426
BIOCERNA LLC	9	1,248	164	12%	1,421
PATIENTS CHOICE LABORATORIES		829	589	42%	1,418
MINUTECLINIC LLC #1821		1,262	153	11%	1,415
MINUTECLINIC LLC #4201		1,241	174	12%	1,415

COVID-19: testing by laboratory

Data through Feb 16, 2021 verified as of Feb 17, 2021 at 09:25 AM

Data in this report are provisional and subject to change.

The numbers in the table below represent the number of Florida and non-Florida residents for whom test results were received by the Department of Health. A person can be tested by more than one laboratory and can have both positive and negative results. **Therefore, the sum of the numbers in each column will be larger than the total number of people tested.**

Reporting lab	Inconclusive	Negative	Positive	Percent positive	Total
MINUTECLINIC LLC # 3579		1,207	196	14%	1,403
MINUTECLINIC LLC #1807		1,160	224	16%	1,384
BAPTIST HEALTH EMERGENCY CENTER AT WEST CORAL WAY		1,072	308	22%	1,380
COASTAL LABORATORIES	1	1,088	283	21%	1,372
PHYSICIANS PRIMARY CARE	2	1,164	205	15%	1,371
WHITE WILSON MEDICAL CENTER		165	1,197	88%	1,362
ASCENSION ST VINCENT'S - SOUTHSIDE		1,309	49	4%	1,358
ARCPOINT LABS		809	536	40%	1,345
BAPTIST HEALTH SOUTH FLORIDA - KEY BISCANE URGENT CARE EXPRESS		1,176	164	12%	1,340
AFC PHYSICIANS OF FLORIDA PA		961	378	28%	1,339
BAYFRONTVENICEREGIONAL		1,236	76	6%	1,312
MEDEXPRESS URGENT CARE - JAX ATLANTIC BLVD		1,116	193	15%	1,309
TEMPUS CLINICAL LABORATORY	10	1,144	144	11%	1,298
ED FRASER MEMORIAL HOSPITAL		1,055	241	19%	1,296
AMELIA EXPRESS CARE		710	586	45%	1,296
UNIVERSITY OF ALABAMA AT BIRMINGHAM		1,243	34	3%	1,277
OPTUM LABS LLC		1,120	154	12%	1,274
BAPTIST HEALTHCARE - JAY HOSPITAL	1	911	354	28%	1,266
LITTLE PINE PEDIATRICS		1,010	252	20%	1,262
PROJECT HEALTH, INC SUMTERVILLE	5	1,033	224	18%	1,262
TREASURE COAST MEDICAL ASSOCIATES INC		747	511	41%	1,258
MINUTECLINIC LLC #476		1,070	186	15%	1,256
HEALTH CARE DISTRICT OF PALM BEACH COUNTY	1	1,086	166	13%	1,253
NYU HOSPITALS CENTER CLINICAL LABORATORIES		1,207	40	3%	1,247
SMA LAB	8	1,090	142	11%	1,240
UHEALTH CLINIC AT WALGREENS		996	242	20%	1,238
ADVENTHEALTH CENTRA CARE WINTER HAVEN	1	632	599	49%	1,232
PEDIATRIC HEALTH CARE ALLIANCE - NORTHDAL		1,120	109	9%	1,229
KETAMINE HEALTH CENTERS LLC		1,127	100	8%	1,227
CLINICORE		1,124	91	7%	1,215
MINUTECLINIC LLC #3637		927	287	24%	1,214
VAVA PARTNERS LLC		440	773	64%	1,213
MINUTECLINIC LLC #1350		1,012	191	16%	1,203
TOM LEE COMMUNITY HEALTH CENTER		803	400	33%	1,203
FLORIDA DEPARTMENT OF HEALTH IN POLK COUNTY	2	911	285	24%	1,198
PARAMOUNT URGENT CARE VILLAGES		842	353	30%	1,195
ACCESS MEDICAL LABS		746	448	38%	1,194
PREMIER MEDICAL	1	1,097	94	8%	1,192
HOLIDAY CVS LLC DBA CVSPHARMACY #5155		1,138	51	4%	1,189
MINUTECLINIC LLC #8381		1,010	178	15%	1,188
MINUTECLINIC LLC #3236		999	169	14%	1,168
JOHNS HOPKINS ALL CHILDREN'S HOSPITAL		1,087	76	7%	1,163
MINUTECLINIC, LLC #3245		906	244	21%	1,150
FIU-HEALTH AUXILIARY LABORATORY	6	1,054	77	7%	1,137
CAPSTONE HEALTHCARE		802	329	29%	1,131
STAGEZERO LIFE SCIENCES INC	3	1,028	99	9%	1,130
ST ANNES NURSING CENTER		1,103	23	2%	1,126

COVID-19: testing by laboratory

Data through Feb 16, 2021 verified as of Feb 17, 2021 at 09:25 AM

Data in this report are provisional and subject to change.

The numbers in the table below represent the number of Florida and non-Florida residents for whom test results were received by the Department of Health. A person can be tested by more than one laboratory and can have both positive and negative results. **Therefore, the sum of the numbers in each column will be larger than the total number of people tested.**

Reporting lab	Inconclusive	Negative	Positive	Percent positive	Total
VERITAS GENETICS	61	942	119	11%	1,122
EPN URGENT CARE NAPLES	2	773	346	31%	1,121
MINUTECLINIC, LLC # 4469		941	174	16%	1,115
NORTH FLORIDA PEDIATRICS-TALLAHASSEE	1	1,017	96	9%	1,114
LAB24 INC	3	436	667	60%	1,106
MINUTECLINIC LLC #6007		933	166	15%	1,099
SOLARIS HEALTHCARE PALATKA		995	101	9%	1,096
XYZ LABORATORY	8	942	146	13%	1,096
ADVANCED DIAGNOSTIC LABORATORY		1,027	47	4%	1,074
MINUTECLINIC LLC #1815		917	151	14%	1,068
XPRESS URGENT CARE	4	902	159	15%	1,065
ADVANCED MEDICAL OF NAPLES LLC		937	124	12%	1,061
RAINBOW RIVER MEDICAL LABORATORY		977	83	8%	1,060
CAREMED CLINIC LLC	1	801	252	24%	1,054
COASTAL PEDIATRIC GROUP		910	142	13%	1,052
PROFESSIONAL HEALTH EXAMINERS DBA PROHEALTH	1	843	202	19%	1,046
OPTUMCARE FLORIDA LLC		819	226	22%	1,045
PALM HARBOR PHARMACY		902	142	14%	1,044
HENDRY REGIONAL MEDICAL CENTER CLINICAL LABORATORY		794	238	23%	1,032
PARAMOUNT URGENT CARE - CLERMONT		686	346	34%	1,032
STEWART REFERENCE LABORATORY	1	595	434	42%	1,030
NAPLES URGENT CARE	1	644	378	37%	1,023
PALM BAY HOSPITAL CLINICAL LABORATORY		693	313	31%	1,006
ER QUICKCARE PL		848	153	15%	1,001
EXACT SCIENCES LABORATORIES, LLC		855	145	15%	1,000
VERITOR		850	149	15%	999
READY RESPONDERS FLORIDA, PLLC		860	138	14%	998
RIVER TOWN DIAGNOSTIC LLC		752	245	25%	997
LAKELAND REGIONAL HEALTH - PWC/OB		36	954	96%	990
FLAGLER HOSPITAL LABORATORY	8	36	945	96%	989
PATIENTS FIRST LAKE ELLA MEDICAL CENTER		862	123	12%	985
GENEIQ		932	52	5%	984
GENOME LLC	2	899	83	8%	984
PRIMARY CARE OF THE TREASURE COAST		851	125	13%	976
FIRST QUALITY LABORATORY		904	58	6%	962
NORTH FLORIDA PEDIATRICS - LAKE CITY		751	203	21%	954
MINUTECLINIC LLC #5157		800	147	16%	947
CAREFAST MURABELLA		501	446	47%	947
ARCPPOINT LABS OF CORAL SPRINGS FL		844	99	10%	943
PROHEALTH MEDICAL CLINIC		345	592	63%	937
ADDICTION LABS OF AMERICA	3	854	71	8%	928
VRL EUROFINs - DALLAS		913	13	1%	926
LENCO MEDICAL LABORATORY		883	42	5%	925
GENE TOX WORLDWIDE	60	736	125	14%	921
HISTOPATHOLOGY SERVICES, LLC		810	101	11%	911
PROFESSIONAL HEALTH EXAMINERS		774	130	14%	904
MINUTECLINIC LLC #214		773	125	14%	898

COVID-19: testing by laboratory

Data through Feb 16, 2021 verified as of Feb 17, 2021 at 09:25 AM

Data in this report are provisional and subject to change.

The numbers in the table below represent the number of Florida and non-Florida residents for whom test results were received by the Department of Health. A person can be tested by more than one laboratory and can have both positive and negative results. **Therefore, the sum of the numbers in each column will be larger than the total number of people tested.**

Reporting lab	Inconclusive	Negative	Positive	Percent positive	Total
FAST TRACK URGENT CARE CENTER		4	893	100%	897
EUROFINS NTD, LLC		854	41	5%	895
VRL EUROFINS		861	30	3%	891
APALACHEE CORRECTIONAL INSTITUTION EAST UNIT		872	17	2%	889
INTEGRITY LABORATORIES, LLC	2	726	161	18%	889
MIAMI JEWISH HEALTH SYSTEMS		828	56	6%	884
MINUTECLINIC, LLC DBA MINUTECLINIC #4717		835	35	4%	870
TACACHALE CLINICAL LABORATORY	1	823	46	5%	870
MINUTECLINIC LLC #8927		727	140	16%	867
STEWART ROCKLEDGE HOSPITAL		675	181	21%	856
THE HEALTH CENTER OF PLANT CITY		786	69	8%	855
MYTEST DIAGNOSTICS		792	61	7%	853
TYNDALL AIR FORCE BASE		652	196	23%	848
PROJECT HEALTH INC	4	709	135	16%	848
NORTH FLORIDA PEDIATRICS PA - SUWANNEE	3	717	118	14%	838
BROWNWOOD CARE CENTER		759	77	9%	836
PHAROS HEALTH		628	192	23%	820
SUNRISE URGENT CARE ASSOCIATES LLC D/B/A	5	470	344	42%	819
COVANCE CLINICAL RESEARCH UNIT INC		795	23	3%	818
FLORIDA HOSPITAL ORLANDO		743	74	9%	817
MEDICAL CONSULTANTS OF FLORIDA, LLC	1	675	140	17%	816
CVS HEALTH		583	231	28%	814
LEE COUNTY EMERGENCY MEDICAL SERVICE		709	105	13%	814
MOLECULAR TESTING LABS		758	53	7%	811
UNIVERSITY OF WEST FLORIDA STUDENT HEALTH SERVICES	1	689	121	15%	811
ASCENSION ST VINCENT'S - CLAY		775	35	4%	810
MINUTECLINIC LLC #5187		704	106	13%	810
LPG COCONUT POINT		665	142	18%	807
MINUTECLINIC LLC		703	101	13%	804
C.W. BILL YOUNG VA MEDICAL CENTER	1	21	782	97%	804
NITE LITE PEDIATRICS		234	563	71%	797
USF MORSANI CENTER FOR ADVANCED HEALTH CARE		699	93	12%	792
DEPARTMENT OF CLINICAL LABS		773	17	2%	790
BAPTIST HEALTH - MD ANDERSON CANCER CENTER		784	5	1%	789
ST PETERSBURG PEDIATRICS	1	702	78	10%	781
INTERLACHEN PEDIATRICS		746	32	4%	778
DYNIX DIAGNOSTICS	2	524	251	32%	777
PEDIATRICS OF CENTRAL FLORIDA PA	20	709	43	6%	772
COASTAL PHYSICIANS, LLC		620	152	20%	772
CATALYST WALK IN CLINIC		605	160	21%	765
MACDILL AIR FORCE BASE		712	51	7%	763
Point of Care Testing	1	114	648	85%	763
NONE		308	450	59%	758
FISHERMENS HOSPITAL CLINICAL LAB		690	68	9%	758
GROWING TOGETHER PEDIATRICS LLC		701	53	7%	754
NORTH OKALOOSA MEDICAL CENTER		439	315	42%	754
ADVENTHEALTH CENTRA CARE TRINITY		660	92	12%	752

COVID-19: testing by laboratory

Data through Feb 16, 2021 verified as of Feb 17, 2021 at 09:25 AM

Data in this report are provisional and subject to change.

The numbers in the table below represent the number of Florida and non-Florida residents for whom test results were received by the Department of Health. A person can be tested by more than one laboratory and can have both positive and negative results. **Therefore, the sum of the numbers in each column will be larger than the total number of people tested.**

Reporting lab	Inconclusive	Negative	Positive	Percent positive	Total
NORTH FLORIDA PEDIATRICS PA	1	639	107	14%	747
NORTHEAST FLORIDA NEUROLOGY CLINICS, INC		630	113	15%	743
PRIMARY CARE SOUTH INC		398	340	46%	738
VITAS HEALTHCARE CORPORATION OF FLA	1	730	4	1%	735
SANTA ROSA MEDICAL GROUP		575	157	21%	732
INTERLACHEN PEDIATRICS PA		695	32	4%	727
ADVENT HEALTH LAB - ORLANDO		431	294	41%	725
MIDWAY SPECIATLY CARE CENTER		504	220	30%	724
NORTH SHORE LIJ URGENT CARE PC		682	41	6%	723
Tampa Lakes Health and Rehabilitation Center	2	650	70	10%	722
DISNEY COVID TEST SITE		703	11	2%	714
ANY LAB TEST NOW	1	476	237	33%	714
CONSULATE HEALTH CARE OF NEW PORT RICHEY	2	590	121	17%	713
PRIMARY CARE SERVICES AT INDIAN RIVER ESTATES		688	20	3%	708
CAPE CANAVERAL HOSPITAL		468	239	34%	707
ABSOLUTE GENOMICS	1	561	143	20%	705
LAKELAND REGIONAL HEALTH PABLO		594	111	16%	705
CARENOW URGENT CARE – FORT PIERCE		440	261	37%	701
CRUCIAL CARE EMERGENCY MEDICINE DOCTORS		549	152	22%	701
PREMIER MEDICAL LABORATORY SERVICES	2	463	225	33%	690
EAST LAKE PEDIATRICS		592	97	14%	689
CLINICAL PATHOLOGY LABS INC		619	69	10%	688
ORLANDO HEALTH AND REHAB CENTER		640	43	6%	683
SPECTOR SCIENTIFIC LAB	1	259	423	62%	683
REDI MED LLC		542	141	21%	683
Victoria Nursing and Rehabilitation Center		635	47	7%	682
JACKSONVILLE BEACH PEDIATRIC CARE CENTER		621	58	9%	679
HALIFAX MEDICAL CENTER-PORT ORANGE LAB		576	103	15%	679
KENDALL HEALTHCARE PROPERTIES DBA	2	649	27	4%	678
PALACE NURSING HOME & REHAB CENTER		640	36	5%	676
CARE ONE OF FLORIDA LLC		453	221	33%	674
MINI ER ADULT AND PEDIATRIC URGENT CARE		574	98	15%	672
CREEKSIDE CARE CENTER	1	586	84	13%	671
WILLOWBROOKE COURT AT EDGEWATER POINTE ESTATES		661	9	1%	670
NCH HEALTHCARE SYSTEM MICROBIOLOGY LAB		2	667	100%	669
VENICE REGIONAL MEDICAL CENTER		574	93	14%	667
FAMILY HEALTH CENTERS OF SWF LABS	2	583	81	12%	666
CHILDRENS MEDICAL ASSOCIATION		602	62	9%	664
DOCTOR'S MEMORIAL HOSPITAL		503	158	24%	661
SOLARIS HEALTHCARE CHARLOTTE HARBOR		614	47	7%	661
ADVENTHEALTH EXPRESS CARE AT WALGREENS		579	80	12%	659
MEDICAL FP – WHOLE FAMILY HEALTH CENTER		539	120	18%	659
NCHMD, INC SOUTHEAST IMMEDIATE CARE		505	153	23%	658
TREE HOUSE PEDIATRICS PLLC		591	66	10%	657
POINT OF CARE TESTING SITE		630	24	4%	654
LOOP PEDIATRICS PA	3	539	110	17%	652
LIFE CARE CENTER OF NEW PORT RICHEY		618	33	5%	651

COVID-19: testing by laboratory

Data through Feb 16, 2021 verified as of Feb 17, 2021 at 09:25 AM

Data in this report are provisional and subject to change.

The numbers in the table below represent the number of Florida and non-Florida residents for whom test results were received by the Department of Health. A person can be tested by more than one laboratory and can have both positive and negative results. **Therefore, the sum of the numbers in each column will be larger than the total number of people tested.**

Reporting lab	Inconclusive	Negative	Positive	Percent positive	Total
PALM GARDEN OF PORT SAINT LUCIE		641	8	1%	649
BIO-TECH CLINICAL LABORATORIES INC		549	100	15%	649
MAVERICK LABS		459	188	29%	647
AMERICAN SCIENTIFIC LABORATORIES LLC		628	5	1%	633
PRIMARY CARE SERVICES AT ST ANDREWS ESTATES		626			626
ETHOS WELLNESS PHARMACY		574	42	7%	616
GULF COAST MOLECULAR LABORATORIES	12	503	101	16%	616
WOODLANDS MEDICAL SPECIALISTS		372	244	40%	616
CALHOUN LIBERTY HOSPITAL		465	150	24%	615
JOHN KNOX VILLAGE HEALTH CENTER		596	19	3%	615
Crestview Rehabilitation Center	5	483	126	21%	614
MANOR PINES CONVALESCENT CENTER LLC	1	593	20	3%	614
LIFE CARE CENTER OF ORANGE PARK		584	30	5%	614
24 HOUR PEDIATIC CARE CENTER	1	565	47	8%	613
BOND AND STEELE CLINIC PA		428	184	30%	612
MOUNT SINAI LABORATORY		583	29	5%	612
HOLY CROSS HOSPITAL		12	598	98%	610
GULF COAST VILLAGE		579	30	5%	609
ASAP LABS LLC	1	468	138	23%	607
ADVENTHEALTH MEDICAL GROUP PROMPT CARE		435	172	28%	607
GOLDEN GATE FAMILY CLINIC		174	425	71%	599
MID-FLORIDA PATHOLOGY		454	145	24%	599
PATIENTS FIRST - MAHAN DRIVE		164	435	73%	599
MAIN STREET MEDICAL CENTER		127	469	79%	596
VETERANS AFFAIRS MEDICAL CENTER - JAMES A HALEY			595	100%	595
ST JOHN'S NURSING CENTER		573	21	4%	594
AMERICAN MEDICAL RESPONSE		588	5	1%	593
GOLDEN GLADES NURSING & REHABILITATION CTR		574	14	2%	588
HOLMES REGIONAL MEDICAL CENTER		5	583	99%	588
PALM GARDEN OF VERO BEACH		546	39	7%	585
THE PRESERVE		575	9	2%	584
BROOKDALE FORT MYERS CYPRESS LAKE		581	2	0%	583
NORTH VISTA HOSPITAL LABORATORY		483	99	17%	582
CENTRAL FLORIDA HEALTH CARE INC		482	100	17%	582
VETERANS AFFAIRS MEDICAL CENTER	1	40	540	93%	581
LIFE CARE CENTER OF PENSACOLA		529	47	8%	576
TELESCOPE HEALTH LLC	3	469	104	18%	576
QUICK CARE MED		409	164	29%	573
FLAGLER COUNTY HEALTH DEPARTMENT	3	442	127	22%	572
MEDICAL VB		451	121	21%	572
CLEWISTON NURSING AND REHABILITATION CENTER		557	11	2%	568
CONSULATE HEALTHCARE OF VERO BEACH	14	475	79	14%	568
POINT WASHINGTON MEDICAL CLINIC	1	376	191	34%	568
TENNESSEE DOH - NASHVILLE	2	500	65	11%	567
PENSACOLA PEDIATRICS	1	348	217	38%	566
BROAD INSTITUTE CLINICAL SEQUENCING RESEARCH PLATFORM	1	540	25	4%	566
SEBASTIAN RIVER MEDICAL CENTER	2	411	153	27%	566

COVID-19: testing by laboratory

Data through Feb 16, 2021 verified as of Feb 17, 2021 at 09:25 AM

Data in this report are provisional and subject to change.

The numbers in the table below represent the number of Florida and non-Florida residents for whom test results were received by the Department of Health. A person can be tested by more than one laboratory and can have both positive and negative results. **Therefore, the sum of the numbers in each column will be larger than the total number of people tested.**

Reporting lab	Inconclusive	Negative	Positive	Percent positive	Total
FORT MYERS INTERNAL MEDICINE, LLC		506	56	10%	562
EAST LAKE PEDIATRICS PA		509	52	9%	561
LIFE CARE CENTER OF HILLIARD		540	21	4%	561
HMA SANTA ROSA MEDICAL CENTER LLC DBA		437	122	22%	559
SHORELINE PHYSICIAN GROUP		342	215	39%	557
SPRING HILL HEALTH AND REHABILITATION CENTER		534	22	4%	556
ECCOLAB GROUP	1	146	408	74%	555
VITAS HEALTHCARE CORP OF CENTRAL FL		530	23	4%	553
THERADOC		152	401	73%	553
NEMOURS CHILDERN'S HOSPITAL		453	98	18%	551
VIERA HOSPITAL, INC		425	126	23%	551
The Sands at South Beach		545	4	1%	549
NORTH FLORIDA MEDICAL GROUP		418	131	24%	549
VITAE DIAGNOSTICS		534	13	2%	547
CYPRESS VILLAGE	1	522	24	4%	547
EDEN SPRINGS NURSING AND REHAB CENTER		437	110	20%	547
Signature HealthCare Center of Waterford		515	29	5%	544
COASTAL URGENT CARE		428	116	21%	544
J AND G MEDICAL GROUP LLC		452	91	17%	543
CITY MEDICAL OF NEW JERSEY, PC		497	45	8%	542
NCF DIAGNOSTICS & DNA TECHNOLOGIES	15	208	318	59%	541
MANOR CARE HEALTH SERVICES - FT MYERS		517	24	4%	541
NSPIRE HEALTHCARE MIAMI LAKES	7	519	14	3%	540
DOCTORS CENTER,THE		429	110	20%	539
FLORIDA GULF COAST UNIVERSITY		362	175	33%	537
MANOR CARE NURSING CENTER OF SARASOTA FL LLC		450	87	16%	537
SOUTHEAST ALABAMA MEDICAL CENT		488	49	9%	537
MOORINGS PARK INSTITUTE, INC, THE		511	25	5%	536
AMERICAN FAMILY CARE PENSACOLA WEST		1	533	100%	534
CLARITY LABS		462	69	13%	531
EMERALD SHORES HEALTH AND REHABILITATION		433	97	18%	530
ORANGE BLOSSOM FAMILY HEALTH		503	26	5%	529
AFC URGENT CARE CLEARWATER	1	123	404	77%	528
MED FAST URGENT CARE CENTER		260	268	51%	528
MEDICAL CENTER CLINIC-IMMEDIATE CARE	1	423	104	20%	528
VETERANS AFFAIRS MEDICAL CENTER - BAY PINES		17	510	97%	527
EXPRESS URGENT CARE LLC		1	520	100%	521
DOH – INDIAN RIVER		448	73	14%	521
BOCA GRANDE HEALTH CLINIC		495	25	5%	520
LAB DOCTOR		454	64	12%	518
DAVITA LABORATORY		426	91	18%	517
BALDOMERO LOPEZ STATE VETERANS NURSING HOME	2	512	3	1%	517
VILLA MARIA NURSING & REHAB CENTER INC	1	504	11	2%	516
PEDIATRIC HEALTHCARE ALLIANCE PA		470	46	9%	516
EXPRESS PHARMACY		477	36	7%	513
MEDFAST URGENT CARE CENTERS		230	280	55%	510
GRAND COURT TAMPA		505	3	1%	508

COVID-19: testing by laboratory

Data through Feb 16, 2021 verified as of Feb 17, 2021 at 09:25 AM

Data in this report are provisional and subject to change.

The numbers in the table below represent the number of Florida and non-Florida residents for whom test results were received by the Department of Health. A person can be tested by more than one laboratory and can have both positive and negative results. **Therefore, the sum of the numbers in each column will be larger than the total number of people tested.**

Reporting lab	Inconclusive	Negative	Positive	Percent positive	Total
Plantation Bay Rehabilitation Center		484	23	5%	507
WILLOW BROOKE COURT AT INDIAN RIVER ESTATES		462	44	9%	506
MEDONE URGENT CARE AT ST. AUGUSTINE		133	372	74%	505
PEBBLEBROOK PHARMACY		409	95	19%	504
DIAMOND RIDGE HEALTH AND REHABILITATION		472	31	6%	503
PALM GARDEN OF TAMPA		474	29	6%	503
CONTINENTAL CLINICAL RESEARCH, LLC		476	26	5%	502
MAYFLOWER ASSISTED LIVING		494	6	1%	500
NCH HEALTHCARE BONITA		375	124	25%	499
CLINICAL PATHOLOGY LABS		386	111	22%	497
JACKSON MEMORIAL PERDUE MEDICAL CENTER		472	24	5%	496
JACKSON MEMORIAL LONG TERM CARE CENTER		470	21	4%	491
CLIFFORD CHESTER SIMS STATE VETERANS		480	11	2%	491
BUFFALO CROSSING HEALTHCARE & REHABILITATION CTR		475	15	3%	490
NEW YORK HOSPITAL LABORATORIES	1	476	12	2%	489
BALDWIN PEDIATRICS	1	460	28	6%	489
ENZO CLINICAL LABS INC	3	463	23	5%	489
HEALTH CENTER AT BRENTWOOD	1	444	44	9%	489
MEMORIAL PEMBROKE 24/7 CARE CENTER		369	119	24%	488
Fernandina Beach Rehabilitation and Nursing Center	1	468	18	4%	487
VETERANS AFFAIRS MEDICAL CENTER - GAINESVILLE		3	483	99%	486
VALENCIA HILLS HEALTH AND REHABILITATION CENTER		471	13	3%	484
SABAL PALMS HEALTH AND REHAB		432	50	10%	482
ST CLOUD REGIONAL MEDICAL CENTER CLINICAL LAB		394	86	18%	480
SUSANNA WESLEY HEALTH CENTER		443	36	8%	479
SOLARIS HEALTHCARE LAKE CITY		381	95	20%	476
LAUDERDALE NURSING CENTER LLC	1	455	19	4%	475
RIVER GARDEN HEBREW HOME FOR THE AGED		421	54	11%	475
NORTH FLORIDA RETIREMENT VILLAGE		470	2	0%	472
HARBOUR HEALTH CENTER		456	14	3%	470
FLORIDA DEPARTMENT OF HEALTH IN CALHOUN COUNTY		349	121	26%	470
PALM GARDEN OF JACKSONVILLE	2	388	79	17%	469
FOUNTAIN MANOR HEALTH AND REHAB CENTER	1	449	18	4%	468
FLORIDA DEPARTMENT OF HEALTH CLAY COUNTY	1	371	96	21%	468
PALMETTO FAMILY HEALTHCARE	1	295	171	37%	467
NAVAL HOSPITAL - JACKSONVILLE		136	331	71%	467
AMERICA'S PHARMACY LLC		414	52	11%	466
BAPTIST PRIMARY CARE	2	368	96	21%	466
ARCPOINTS LABS		400	64	14%	464
MEDICAL CENTER OF DELTONA, INC		375	87	19%	462
BROOKDALE PALMER RANCH	1	404	57	12%	462
CHILDRENS MEDICAL ASSOCIATION PA		409	53	11%	462
Good Samaritan Society Kissimmee Village		397	65	14%	462
Quest Diag Unspecifd	1	314	147	32%	462
PEDIATRIC HEALTHCARE ALLIANCE		432	29	6%	461
The Manor at Blue Water Bay		400	60	13%	460
RICARDO NAVARRO DO PA		391	69	15%	460

COVID-19: testing by laboratory

Data through Feb 16, 2021 verified as of Feb 17, 2021 at 09:25 AM

Data in this report are provisional and subject to change.

The numbers in the table below represent the number of Florida and non-Florida residents for whom test results were received by the Department of Health. A person can be tested by more than one laboratory and can have both positive and negative results. **Therefore, the sum of the numbers in each column will be larger than the total number of people tested.**

Reporting lab	Inconclusive	Negative	Positive	Percent positive	Total
PHYSICIANS PRIMARY CARE LAB	1	396	62	14%	459
HARTS HARBOR HEALTH CARE CENTER		438	21	5%	459
THE PALACE AT HOMESTEAD	1	439	18	4%	458
Southern Oaks Care Center	1	419	37	8%	457
HILLCREST HEALTH CARE & REHABILITATION CENTER	2	443	12	3%	457
HEARTLAND PEDIATRICS OF LAKE WALES		408	48	11%	456
CLARIDGE HOUSE NURSING CENTER		437	17	4%	454
MANOR OAKS NURSING & REHAB CENTER	4	447	2	0%	453
PARKLANDS FACILITY INC	4	405	42	9%	451
MANOR AT CARPENTERS		422	27	6%	449
HERON POINTE HEALTH AND REHABILITATION	1	443	3	1%	447
WEST GABLES HEALTH CARE CENTER		437	10	2%	447
PHYSICIANS STAT LAB INC		375	71	16%	446
FLO-MEDILAB SERVICES LLC		188	257	58%	445
DIAMOND RIDGE HEALTH AND REHABILITATION CENTER		422	22	5%	444
Williston Care Center		386	57	13%	443
NORTH FLORIDA REHABILITATION & SPECIALTY CARE☐		436	6	1%	442
SHORE ACRES CARE CENTER		404	35	8%	439
DXTERITY DIAGNOSTICS	1	414	24	5%	439
SMA SPECIALTY MEDICAL LAB		117	321	73%	438
PIONEER CLINICAL LAB LLC		363	75	17%	438
DBI HEALTH INC		421	15	3%	436
Q ANSWER LAB	1	381	53	12%	435
Solaris HealthCare Windermere		401	32	7%	433
BENTON PEDIATRICS INC		385	47	11%	432
SANDBAY URGENT CARE		350	82	19%	432
NEW PLANT CITY FAMILY CARE	1	228	203	47%	432
CITRUS NURSING CENTER LLC		388	42	10%	430
AVECINA MEDICAL JULINGTON	1	240	189	44%	430
FLORIDA DEPT OF HEALTH IN BREVARD COUNTY	3	363	63	15%	429
ST ANDREWS BAY SKILLED NURSING &		369	60	14%	429
FIRST CHOICE PEDIATRICS		340	87	20%	427
PALM GARDEN OF OCALA		330	97	23%	427
EMERITUS AT NAPLES	2	422	1	0%	425
FLORIDA HOSPITAL WAUCHULA		295	129	30%	424
FAMILY HEALTH CENTERS OF SOUTHWEST FLORIDA INC		358	65	15%	423
HOPE HOSPICE AND COMMUNITY SERVICES INC	14	393	15	4%	422
ORLANDO HEALTH CENTER FOR REHABILITATION		411	11	3%	422
Colonial Lakes Health Care		384	38	9%	422
APP-UNIPATH, LLC	2	405	14	3%	421
GARCIA CLINICAL LABORATORY		28	392	93%	420
CARE ONE OF FLORIDA	1	283	136	32%	420
AFC URGENT CARE SEMINOLE			418	100%	418
MICHAEL A MIDDLETON MD PA☐		403	15	4%	418
AFC URGENT CARE FAMILY CARE			418	100%	418
SUWANNEE HEALTH AND REHABILITATION CENTER		413	5	1%	418
Bardmoor Oaks Healthcare and Rehabilitation Center		406	11	3%	417

COVID-19: testing by laboratory

Data through Feb 16, 2021 verified as of Feb 17, 2021 at 09:25 AM

Data in this report are provisional and subject to change.

The numbers in the table below represent the number of Florida and non-Florida residents for whom test results were received by the Department of Health. A person can be tested by more than one laboratory and can have both positive and negative results. **Therefore, the sum of the numbers in each column will be larger than the total number of people tested.**

Reporting lab	Inconclusive	Negative	Positive	Percent positive	Total
NEW YORK PRESBYTERIAN - CUMC CLINICAL		399	17	4%	416
LEHIGH REGIONAL MEDICAL CENTER LAB		371	44	11%	415
VITAS LUTHERAN TOWERS INPATIENT PROGRAM		351	63	15%	414
CLINICAL ENTERPRISE, INC		392	20	5%	412
PALM GARDEN OF CLEARWATER		394	18	4%	412
PRO HEALTH		186	226	55%	412
MINUTECLINIC LLC #3671		366	44	11%	410
THE PALACE MANAGEMENT - THE PALACE AT CORAL GABLES		407	3	1%	410
ELLENTON PEDIATRICS		390	18	4%	408
LITTLE PINE PEDIATRICS PLLC	1	350	54	13%	405
TIDE LABORATORIES		362	43	11%	405
Santa Rosa Center for Rehabilitation and Healing		333	67	17%	400
BROWARD PARTNERSHIP	6	387	7	2%	400
CONSULATE HEALTH CARE OF BAYONET POINT	4	389	7	2%	400
ABBHEY DELRAY		392	5	1%	397
BOND CLINIC PA PEDIATRICS DEPT		362	35	9%	397
CARITHERS PEDIATRIC GROUP		352	44	11%	396
CHILDRENS CLINIC WEST FLORIDA PEDIATRICS		359	36	9%	395
BREVARD HEALTH ALLIANCE		166	228	58%	394
FLORIDA HOSPITAL MEDICAL GROUP		256	138	35%	394
MINI ER AND URGENT CARE		289	105	27%	394
CARENOW	2	210	182	46%	394
SIGNATURE HEALTHCARE OF BROOKWOOD GARDENS		387	6	2%	393
Ocala Health and Rehabilitation Center		372	20	5%	392
SOLARIS HEALTHCARE MERRITT ISLAND		351	40	10%	391
HEALTHY STEPS PEDIATRICS		344	45	12%	389
SOLARIS HEALTHCARE OSCEOLA		367	22	6%	389
BARBER		13	376	97%	389
AFC URGENT CARE TYRONE		2	387	99%	389
RAINBOW PEDIATRIC CENTER PA		361	27	7%	388
PALM GARDEN OF WINTER HAVEN	2	369	16	4%	387
PALMS OF SEBRING		352	34	9%	386
Cypress Cove Care Center		286	100	26%	386
SEMINOLE NURSING PAVILION		379	7	2%	386
ORCHARD PARK HEALTH & REHABILITATION		379	5	1%	384
BROOKSVILLE HEALTHCARE CENTER LLC		372	12	3%	384
STARKE FAMILY MEDICAL CENTER		297	86	22%	383
INDIAN RIVER CTR, LLC		336	46	12%	382
RUSKIN HEALTH CENTER		247	131	35%	378
TREASURE COAST COMMUNITY HEALTH	3	318	55	15%	376
BAYA PHARMACY WEST		8	368	98%	376
Timberidge Center for Rehabilitation and Healing		344	31	8%	375
MEDSCAN LABORATORY INC	1	163	211	56%	375
Solaris Healthcare Daytona	2	327	46	12%	375
BROOKDALE PADDOCK HILLS	2	370	2	1%	374
MEDIPATH		19	354	95%	373
HENDRY REGIONAL MEDICAL CENTER		107	264	71%	371

COVID-19: testing by laboratory

Data through Feb 16, 2021 verified as of Feb 17, 2021 at 09:25 AM

Data in this report are provisional and subject to change.

The numbers in the table below represent the number of Florida and non-Florida residents for whom test results were received by the Department of Health. A person can be tested by more than one laboratory and can have both positive and negative results. **Therefore, the sum of the numbers in each column will be larger than the total number of people tested.**

Reporting lab	Inconclusive	Negative	Positive	Percent positive	Total
URGENT CARE BETHESDA	1	318	52	14%	371
MEDONE URGENT CARE CENTER		149	222	60%	371
UR MEDICINE LABS- CENTRAL LABORATORY		348	22	6%	370
ADVENT HEALTH - TAMPA		148	220	60%	368
FAIR HAVENS CENTER, OPCO		360	6	2%	366
FLORIDA DEPARTMENT OF HEALTH		326	40	11%	366
CORE DIAGNOSTIC LABORATORIES LLC		249	117	32%	366
UNIVERSITY OF TAMPA INC, THE		361	4	1%	365
Stacey Health Care Centers Inc. dba Riverside Care Center		336	29	8%	365
CLERMONT HEALTH AND REHABILITATION CENTER		332	32	9%	364
GOOD SAMARITAN CENTER		362	2	1%	364
INFORM DIAGNOSTICS		353	9	2%	362
WATSON THERAPEUTICS INC		347	15	4%	362
TIDEWELL HOSPICE INC	1	353	6	2%	360
ADVENTHEALTH EXPRESS CARE AT		292	68	19%	360
Darcy Hall Of Life Care		352	7	2%	359
LIFEBRITE	1	167	191	53%	359
Manatee Springs Rehabilitation and Nursing Center		337	20	6%	357
MINUTECLINIC LLC, #10357		356	1	0%	357
SOLARIS HEALTHCARE BAYONET POINT		338	16	5%	354
FLORIDA DEPARTMENT OF HEALTH IN LIBERTY COUNTY	2	256	94	27%	352
MY CLINICAL LAB		224	128	36%	352
Bayside Care Center	1	331	20	6%	352
SANFORD LABORATORIES		325	26	7%	351
BAYSHORE DIAGNOSTICS		309	41	12%	350
VILLAGE AT VIENNA SQUARE,THE	6	329	14	4%	349
FAMILY CARE PARTNERS OF NORTHEAST FLORIDA LLC		277	72	21%	349
SIPARADIGM, DIAGNOSTIC INFORMATICS		273	76	22%	349
HAINES CITY REHABILITATION AND NURSING CENTER		323	24	7%	347
VETERANS AFFAIRS MEDICAL CENTER - LAKE CITY		52	295	85%	347
MANORCARE HEALTH SERVICES - VENICE		292	55	16%	347
BLOUNTSTOWN REHABILITATION CENTER LLC		240	106	31%	346
LIFE CARE PONTE VEDRA INC		337	8	2%	345
TRENTON MEDICAL CENTER INC DBA PALMS MEDICAL GROUP	4	248	93	27%	345
solaris Healthcare Parkway	2	325	17	5%	344
Destin Healthcare and Rehabilitation Center	1	306	37	11%	344
AFC URGENT CARE		67	277	81%	344
AMEERAH LABS, LLC	2	262	79	23%	343
SUNSHINE URGENT CARE LLC		203	140	41%	343
NAPLES CHILDREN'S URGENT CARE		294	48	14%	342
ADVENT HEALTH CENTRA CARE - PALM COAST		80	261	77%	341
EPN URGENT CARE		44	297	87%	341
CORAL BAY HEALTHCARE AND REHABILITATION	1	328	12	4%	341
HEALTH DESIGNS		328	13	4%	341
LIFE CARE CENTER OF PALM BAY		315	25	7%	340
Life Care Center of Ocala		279	61	18%	340
HEALTH CENTRAL PARK		274	66	19%	340

COVID-19: testing by laboratory

Data through Feb 16, 2021 verified as of Feb 17, 2021 at 09:25 AM

Data in this report are provisional and subject to change.

The numbers in the table below represent the number of Florida and non-Florida residents for whom test results were received by the Department of Health. A person can be tested by more than one laboratory and can have both positive and negative results. **Therefore, the sum of the numbers in each column will be larger than the total number of people tested.**

Reporting lab	Inconclusive	Negative	Positive	Percent positive	Total
SELECT REFERENCE LABORATORIES, LLC	1	326	12	4%	339
Palmetto Subacute Care Center		328	11	3%	339
USAFSAM/PHE		174	165	49%	339
VITAS HEALTHCARE CORPORATION		332	5	1%	337
DIAGNOSTIC & CLINICAL CARE SERVICES INC DBA		265	71	21%	336
MOOSEHAVEN HEALTH CENTER		298	36	11%	334
VILLAGE DOCTORS OF KEYSTONE		254	80	24%	334
ORCHARD RIDGE CARE AND REHABILITATION CENTER		314	19	6%	333
PALM GARDEN OF WEST PALM BEACH	4	314	15	5%	333
SUN COUNTRY PEDIATRICS PLLC	9	294	29	9%	332
PINES OF SARASOTA		326	4	1%	330
NORTH PINELLAS STATMED QUICK QUALITY CLINICS		236	93	28%	329
ADDINGTON PLACE AT WELLINGTON GREEN		321	8	2%	329
SIGNATURE HEALTHCARE OF NORTH FLORIDA		327	2	1%	329
Life Care Center at Wells Crossing		309	18	6%	327
Palm Garden of Largo		323	4	1%	327
FLORIDA HOSPITAL HEARTLAND MED CTR LAKE PLACID		241	86	26%	327
SEA BREEZE REHAB AND NURSING CENTER		318	9	3%	327
ANCIENT CITY PEDIATRICS		313	14	4%	327
PruittHealth Panama City	1	263	62	19%	326
COLOR GENOMICS, INC.	2	318	6	2%	326
TRI-COUNTY NURSING AND REHABILITATION CENTER INC		311	15	5%	326
SERENADES IN THE VILLAGES		272	54	17%	326
FAIRWAY OAKS CENTER LLC	6	313	6	2%	325
HARDEE MANOR HEALTH CARE CENTER	1	321	3	1%	325
MAGNOLIA FAMILY URGENT CARE		287	37	11%	324
FG RAPID RESULTS	2	116	206	64%	324
CRONOS CLINICAL LABORATORY	22	210	90	28%	322
DELTONA HEALTH CARE		298	23	7%	321
STEWARD SEBASTIAN RIVER MEDICAL CENTER		277	44	14%	321
MIDWAY SPECIALTY CARE CENTER	3	204	114	36%	321
Marshall Health and Rehabilitation Center		277	43	13%	320
CORAL TRACE HEALTH CARE	2	313	5	2%	320
ROLLINS COLLEGE WELLNESS CENTER		130	190	59%	320
SABAL DIRECT PRIMARY CARE, PA		260	57	18%	317
MEDFAST URGENT CARE CENTER		86	230	73%	316
ATLANTIC SHORES NURSING AND REHAB CENTER	1	305	9	3%	315
PALM GARDEN OF ORLANDO		282	33	10%	315
PruittHealth Santa Rosa		225	90	29%	315
Bay Breeze Senior Living and Rehabilitation Center		261	53	17%	314
BIOCEPT		292	22	7%	314
GENESIS MEDICAL LABORATORY MIAMI FL.		83	230	73%	313
FHMG FLORIDA HOSPITAL MEDICAL GROUP		277	35	11%	312
MANOR CARE OF BOYNTON BEACH LLC		288	24	8%	312
HARDEE COUNTY HEALTH DEPARTMENT		249	63	20%	312
KEY WEST HEALTH AND REHAB	1	304	7	2%	312
FLORIDA HEART & VASCULAR MULTISPECIALTY GROUP PA		218	94	30%	312

COVID-19: testing by laboratory

Data through Feb 16, 2021 verified as of Feb 17, 2021 at 09:25 AM

Data in this report are provisional and subject to change.

The numbers in the table below represent the number of Florida and non-Florida residents for whom test results were received by the Department of Health. A person can be tested by more than one laboratory and can have both positive and negative results. **Therefore, the sum of the numbers in each column will be larger than the total number of people tested.**

Reporting lab	Inconclusive	Negative	Positive	Percent positive	Total
LabCorp (Non-Interfaced)	1	122	189	61%	312
VILLAGE DOCTORS FAMILY MEDICAL CENTER OF		248	63	20%	311
ST LUCIE EMPLOYEE HEALTH & WELLNESS CENTER		303	5	2%	308
ROSEWOOD HEALTH AND REHABILITATION CENTER		287	21	7%	308
MEDEXPRESS LUTZ		3	305	99%	308
BAY VILLAGE OF SARASOTA INC		305	3	1%	308
OCEAN VIEW NURSING AND REHAB CENTER		292	16	5%	308
ASSOCIATESMD MEDICAL GROUP INC		257	50	16%	307
BRISTOL AT TAMPA, THE	4	294	8	3%	306
SPECIALTY HEALTH AND REHABILITATION CENTER		281	25	8%	306
SUNLAND MARIANNA COX MEDICAL CENTER		265	40	13%	305
GOOD SAMARITAN SOCIETY-DAYTONA		286	19	6%	305
NATIONS BEST FAMILY HEALTH CARE		133	172	56%	305
ASCEND CLINICAL	2	235	67	22%	304
ORLANDO VA MEDICAL CENTER			303	100%	303
UNIVERSITY OF TAMPA STUDENT HEALTH AND SHC CLINICAL LABORATORY		156	147	49%	303
PIONEER CLINICAL LAB, LLC		192	111	37%	303
AVELLINO LAB USA, INC	1	289	12	4%	302
ADVENTHEALTH MEDICAL GROUP PROMPT CAR	1	204	96	32%	301
PHYSICIANS REGIONAL WALK-IN		185	116	39%	301
KISSIMMEE FACILITY OPERATIONS LLC		278	23	8%	301
NATURE COAST MEDICAL GROUP		211	90	30%	301
GANDY CROSSING CARE CENTER	1	286	13	4%	300
HEALTH PARK CARE CENTER		296	4	1%	300
SAMANTHA WILSON CARE CENTER	4	286	9	3%	299
AVENTURA REHAB AND NURSING CENTER		293	6	2%	299
AVANTE AT MT DORA		296	3	1%	299
BOCA BIOLISTICS REFERENCE LABORATORY	2	185	111	37%	298
ENCOMPASS HEALTH REHABILITATION HOSPITAL OF SUNRISE	8	283	6	2%	297
THE SPRINGS AT BOCA CIEGA BAY		288	9	3%	297
SILVER CREEK SENIOR LIVING COMMUNITY		292	5	2%	297
HEALTH FIRST ADVENTHEALTH CENTRA CARE - TITUSVILLE		56	241	81%	297
PEDIATRIC ASSOCIATES OF OCALA PA		266	30	10%	296
BUENA VISTA URGENT CARE		264	32	11%	296
HCSO OCCUPATIONAL HEALTH AND WELLNESS CENTER		230	66	22%	296
OSPREY LODGE		235	59	20%	294
NORTHWEST MEDICAL CENTER CLINICAL LABORATORY		175	118	40%	293
RESTORE HEALTH URGENT CARE		213	80	27%	293
ADVENTHEALTH EXPRESS CARE AT WALGREENS 49TH STREET		247	45	15%	292
FL HUD DESTIN, LLC D/B/A GRAND BOULEVARD HEALTH		257	35	12%	292
PALMS REHABILITATION AND HEALTHCARE CENTER		255	37	13%	292
ARGO SENIOR LIVING AT HAVERHILL		273	18	6%	291
LAKE EUSTIS HEALTH AND REHABILITATION CENTER		284	7	2%	291
TAMARAC REHABILITATION & HEALTH CENTER		288	3	1%	291
HEALTH CENTRAL CLINICAL LABORATORY		271	19	7%	290
REGENTS PARK OF BOCA RATON		288	2	1%	290
AUBURN UNIVERSITY MEDICAL CLINIC		227	62	21%	289

COVID-19: testing by laboratory

Data through Feb 16, 2021 verified as of Feb 17, 2021 at 09:25 AM

Data in this report are provisional and subject to change.

The numbers in the table below represent the number of Florida and non-Florida residents for whom test results were received by the Department of Health. A person can be tested by more than one laboratory and can have both positive and negative results. **Therefore, the sum of the numbers in each column will be larger than the total number of people tested.**

Reporting lab	Inconclusive	Negative	Positive	Percent positive	Total
LUTHERAN HAVEN		281	8	3%	289
PALM GARDEN OF GAINESVILLE	2	285	2	1%	289
BAPTIST PRIMARY CARE, INC		266	23	8%	289
ST JAMES HEALTH AND REHABILITATION CENTER		205	84	29%	289
SAINTS 120 LLC	1	253	34	12%	288
KENNEDY PAIN CLINIC GROUP LLC		260	28	10%	288
BROOKDALE DESTIN		275	12	4%	287
LAKELAND REGIONAL HEALTH SYSTEMS INC		20	266	93%	286
RIVERS FAMILY MEDICINE PA		211	74	26%	285
SPRINGTREE REHAB & HEALTH CARE CENTER		269	16	6%	285
ELMHURST HOSPITAL CENTER	1	263	21	7%	285
CROSS POINTE CARE CENTER	2	277	6	2%	285
CONSULATE HEALTH CARE OF SAFETY HARBOR		278	6	2%	284
HEATHER HILL HEALTHCARE CENTER		238	46	16%	284
JACKSON PLAZA NURSING & REHAB CENTER	6	272	6	2%	284
FLOMEDILAB		71	212	75%	283
BRIDGEWATER PARK HEALTH AND REHAB		257	26	9%	283
DIGNITY HEALING, LLC		270	13	5%	283
HOMESTEAD MANOR	2	241	40	14%	283
AVANTE AT LEESBURG INC		281	1	0%	282
LIFE CARE CENTER OF WINTER HAVEN		264	18	6%	282
AURORA DIAGNOSTICS BERNHARDT LABORATORIES PATHOLOGY SERVICE		190	92	33%	282
FAMILY CARE PARTNERS OF NE FLORIDA LLC		213	68	24%	281
ST JUDE CHILDREN'S RESEARCH HOSPITAL		265	15	5%	280
INTERNAL MEDICINE & PEDIATRICS OF TAMPA BAY PA		229	50	18%	279
LONGWOOD FAMILY PRACTICE		210	69	25%	279
The Care Center at Pinellas Park	1	270	8	3%	279
RULEME CENTER	2	250	26	9%	278
REHABILITATION CENTER OF LAKE CITY, THE		249	28	10%	277
PRUITT HEALTH-SANTA ROSA		275	2	1%	277
QUALITOX LABORATORIES		105	172	62%	277
ROSEN MEDICAL CENTER		237	38	14%	275
WESTCHESTER GARDENS LIMITED PARTNERSHIP		269	6	2%	275
ENCOMPASS HEALTH		267	7	3%	274
Glades West Rehabilitation and Nursing Center		266	8	3%	274
WHITE-WILSON MEDICAL CENTER - FORT WALTON BEACH		264	10	4%	274
WELL HEALTH WORKS	1	240	32	12%	273
ST PETERSBURG PEDIATRICS-PARK BLVD		250	23	8%	273
SOUTHWEST ORLANDO FAMILY MEDICINE, PL		226	46	17%	272
Rehabilitation Center for Park Place LLC		261	11	4%	272
TUSKAWILLA NURSING AND REHAB CENTER	2	262	7	3%	271
PEDIATRIC HEALTH CARE ALLIANCE, PA		244	27	10%	271
HOLIDAY CVS LLC DBA CVS/PHARMACY #0440		262	9	3%	271
TALLAHASSEE NHHI LLC	1	242	27	10%	270
Solaris Healthcare Lake Bennet		238	32	12%	270
BAYA POINTE NURSING AND REHABILITATION		187	83	31%	270
renaissance health and rehabilitation center		251	18	7%	269

COVID-19: testing by laboratory

Data through Feb 16, 2021 verified as of Feb 17, 2021 at 09:25 AM

Data in this report are provisional and subject to change.

The numbers in the table below represent the number of Florida and non-Florida residents for whom test results were received by the Department of Health. A person can be tested by more than one laboratory and can have both positive and negative results. **Therefore, the sum of the numbers in each column will be larger than the total number of people tested.**

Reporting lab	Inconclusive	Negative	Positive	Percent positive	Total
PERSONALIZED GENETIC TESTING	1	176	92	34%	269
PORT SAINT LUCIE HOSPITAL		259	9	3%	268
Premier Place at The Glenview		260	8	3%	268
MANOR CARE OF NAPLES FL LLC		264	3	1%	267
Solaris Healthcare Coconut Creek		261	6	2%	267
ADVENT HEALTH CARE CENTER	9	245	12	5%	266
PEDIATRICS BY THE SEA		256	10	4%	266
ADVENT HEALTH CENTRA CARE - ORMOND BEACH		113	153	58%	266
CHAUTAUQUA REHABILITATION AND NURSING CENTER		257	9	3%	266
URGENT CARE EXPRESS LLC		1	264	100%	265
DAVID SCOTT MADWAR MD PA		238	27	10%	265
SERANADES BY SONATA WEST ORANGE		236	29	11%	265
HARBOURWOOD	1	259	4	2%	264
BEAR CREEK NURSING CENTER		260	4	2%	264
ONESTOP MEDICAL AND URGENT CARE LLC		224	40	15%	264
BAPTIST PRIMARY CARE INC	1	238	24	9%	263
VILLAGES REGIONAL HOSPITAL SURGERY CENTER LLC, THE		205	58	22%	263
ST PETERSBURG PEDIATRICS-SEMINOLE BLVD		206	57	22%	263
AMBULATORY SURGERY CENTER OF BOCA RATON LTD		257	3	1%	260
CLIFFORD CHESTER SIMS VA NURSING HOME		251	9	3%	260
BRENTWOOD RETIREMENT COMMUNITY	5	223	31	12%	259
CONSULATE HEALTHCARE OF KISSIMMEE		247	12	5%	259
FLORIDA WOMAN CARE LABORATORY LLC		232	26	10%	258
PROTEUS MOLECULAR AND CLINICAL LAB	1	148	109	42%	258
ACCURATE DIAGNOSTIC LABS, INC		243	15	6%	258
SOLARIS HEALTHCARE IMPERIAL		250	8	3%	258
LAKE PARK OF MADISON		250	7	3%	257
MANORCARE AT LELY PALMS		251	5	2%	256
Parkview Rehabilitation Center at Winter Park		249	6	2%	255
W FRANK WELLS NURSING HOME		227	28	11%	255
HOLLEY NAVARRE MEDICAL CLINIC		184	71	28%	255
Coastal Health and Rehabilitation Center		244	10	4%	254
COMMUNITY HEALTH AND REHABILITATION CENTER		195	59	23%	254
MEDICAL CENTER AT OCEAN REEF,THE		242	12	5%	254
Life Care Center of Punta Gorda	1	240	12	5%	253
SHELL POINT VILLAGE MEDICAL CENTER		246	7	3%	253
24/7 PEDIATRIC CARE CENTERS INC		233	19	8%	252
SILVERCREST HEALTH AND REHABILITATION CENTER	3	242	7	3%	252
ST CATHERINE'S WEST REHABILITATION HOSPITAL		240	12	5%	252
CHIPOLA HEALTH AND REHAB		234	17	7%	251
EXCEL PEDIATRICS		208	42	17%	250
DOCTORS MEMORIAL HOSPITAL		129	121	48%	250
MARTIN MEMORIAL MEDICAL CENTER LAB		128	121	49%	249
FLORIDA HEALTH CARE PLANS			249	100%	249
WESTWOOD HEALTHCARE SNF		204	45	18%	249
LASER & SURGERY CENTER OF THE PALM BEACHES		248	1	0%	249
TAVARES PEDIATRICS		209	40	16%	249

COVID-19: testing by laboratory

Data through Feb 16, 2021 verified as of Feb 17, 2021 at 09:25 AM

Data in this report are provisional and subject to change.

The numbers in the table below represent the number of Florida and non-Florida residents for whom test results were received by the Department of Health. A person can be tested by more than one laboratory and can have both positive and negative results. **Therefore, the sum of the numbers in each column will be larger than the total number of people tested.**

Reporting lab	Inconclusive	Negative	Positive	Percent positive	Total
CLARE BRIDGE ORMOND BEACH	1	247			248
AVON PARK PEDIATRICS INC	3	222	23	9%	248
ESTERO ISLAND MEDICAL CENTER		194	54	22%	248
ELMCROFT PINECREST	1	226	21	8%	248
BROWARD NURSING & REHABILITATION CTR	8	233	7	3%	248
ADVANCED AMBULATORY SURGERY CENTER		236	11	4%	247
FAMILY EXPRESS URGENT CARE		5	242	98%	247
JACKSONVILLE KIDS PEDIATRICS, PLLC		215	32	13%	247
FRICKS PHARMACY		191	56	23%	247
Heritage Healthcare at Tallahassee		239	7	3%	246
KINDRED HOSPITAL	7	234	5	2%	246
CARRINGTON PLACE OF ST PETE LLC		242	4	2%	246
PAVILION FOR HEALTHCARE, THE		244	2	1%	246
BUREAU OF CLINICAL LABORATORIES		205	40	16%	245
OCALA FAMILY MEDICAL CENTER INC	1	203	41	17%	245
ROSEWOOD HEALTHCARE & REHABILITATION CENTER		239	6	2%	245
TIERRA PINES CENTER		232	12	5%	244
HEALTHWORKS MED GROUP OF FLORIDA PA	3	235	6	2%	244
MALABAR/ADVENT CENTRA CARE		48	196	80%	244
HOLISTIX TREATMENT CENTERS		237	6	2%	243
ARCHER HEALTH VENTURES, LLC		217	25	10%	242
VETERANS AFFAIRS MEDICAL CENTER - MIAMI		1	240	100%	241
GOOD SAMARITAN CARES		236	5	2%	241
JAMES A HALEY VETERANS HOSPITAL			241	100%	241
HAVEN OF OUR LADY OF PEACE INC		233	8	3%	241
CLARE BRIDGE OF SARASOTA		238	2	1%	240
RIVERWOOD HEALTH NH LLC		201	39	16%	240
Sunset Point Center		235	4	2%	239
USA HEALTH UNIVERSITY HOSPITAL CLINICAL LABORATORY	1	232	6	3%	239
PALM GARDEN OF AVENTURA		236	3	1%	239
FORT MYERS REHABILITATION AND NURSING CENTER		213	26	11%	239
AMERICAN HOUSE SENIOR LIVING		189	49	21%	238
FIRST CHOICE PRIMARY CARE		191	47	20%	238
Life Care Center at Inverrary		234	4	2%	238
Vi at Lakeside Village Skilled Nursing		232	5	2%	237
FLORIDA CLINICAL LABORATORY-BIOREFERENCE LABORATORIES		89	148	62%	237
HUNT CLUB PEDIATRIC ASSOCIATES, P.A.		206	30	13%	236
AVECINA MOBILE		121	115	49%	236
BAY TREE CARE AND REHABILITATION CENTER		197	38	16%	235
REGENTS PARK AT AVENTURA		221	14	6%	235
OAK HAMMOCK AT THE UNIVERSITY OF FLORIDA		229	6	3%	235
CENTERSTONE OF FLORIDA☐		217	17	7%	234
HOMESTEAD VILLAGE		223	11	5%	234
WALGREENS 3173		216	18	8%	234
MEMPHIS PATHOLOGY LABORATORY	4	212	17	7%	233
ABBOTT LABORATORIES		146	87	37%	233
Chatsworth at PGA National, LLC		222	11	5%	233

COVID-19: testing by laboratory

Data through Feb 16, 2021 verified as of Feb 17, 2021 at 09:25 AM

Data in this report are provisional and subject to change.

The numbers in the table below represent the number of Florida and non-Florida residents for whom test results were received by the Department of Health. A person can be tested by more than one laboratory and can have both positive and negative results. **Therefore, the sum of the numbers in each column will be larger than the total number of people tested.**

Reporting lab	Inconclusive	Negative	Positive	Percent positive	Total
TGH		1	231	100%	232
CHIPOLA MEDICAL ASSOCIATES, LLC		165	67	29%	232
MIAMI JEWISH HEALTH SYSTEMS, INC	3	220	8	3%	231
TERRACES OF LAKE WORTH CARE CENTER□		219	12	5%	231
ATLANTIC URGENT CARE		155	75	33%	230
ManorCare Health Services-Palm Harbor	1	229			230
EDGEWATER AT WATERMAN VILLAGE,THE		215	15	7%	230
Solaris Senior Living North Naples ALF		220	9	4%	229
Cross Gardens Care Center		228	1	0%	229
The Grove Health and Rehabilitation		206	23	10%	229
PLANT CITY PEDIATRICS	1	191	37	16%	229
MANDARIN PEDIATRICS		209	20	9%	229
LYNN HAVEN SPORTS COMPLEX-WALKON CLINIC		21	207	91%	228
ARCPOINT LABS OF ST PETERSBURG		152	76	33%	228
FELLOWSHIP HOME AT THE FAIRWAY LLC		221	6	3%	227
OKEECHOBEE COUNTY HEALTH DEPT	1	147	78	35%	226
PARKS HEALTHCARE & REHABILITATION CTR	4	211	11	5%	226
ARCPOINT LABS OF SARASOTA MANATEE		148	77	34%	225
Lakewood Nursing Center		196	29	13%	225
Avante at Inverness		224	1	0%	225
ADVENT HEALTH - ORLANDO		168	57	25%	225
Crossbreeze care center	1	221	2	1%	224
LEHIGH VALLEY GENOMICS			223	100%	223
PINNACLES PEDS CARE PA		222			222
Lake Port Square Health Center		207	15	7%	222
BOND CLINIC, PA		158	62	28%	220
FLORIDA KEYS PEDIATRICS & ADOLESCENT CENTER		208	12	5%	220
WOOD LAKE HEALTH AND REHABILITATION CENTER		219			219
Boynton Beach Rehabilitation Center	2	213	4	2%	219
SIGNATURE HEALTHCARE AT THE COURTYARD		171	47	22%	218
NORTH FLORIDA PEDIATRICS - MARIANNA		180	38	17%	218
Avante at Orlando		214	4	2%	218
SARAPATH DIAGNOSTICS		112	106	49%	218
Signature healthcare of Jacksonville		213	5	2%	218
STATMED QUICK QUALITY CLINIC AT NORTH PINELLAS		65	153	70%	218
UCC - WELLINGTON		3	215	99%	218
LAKE PORT SQUARE		200	17	8%	217
PEDIATRICS IN BREVARD PA		188	29	13%	217
THE MANOR AT CARPENTERS		185	32	15%	217
WHITE WILSON MEDICAL IMMEDIATE CARE NICEVILLE		16	201	93%	217
KR at Hillsborough Lakes/Lutz Healthcare		206	10	5%	216
AZALEA TRACE		203	13	6%	216
THE RESIDENCE AT TIMBER PINES	4	187	25	12%	216
ST. CLOUD REGIONAL MEDICAL CENTER		199	17	8%	216
MEDIPATH LLC		2	213	99%	215
AMERICAN FINNISH NURSING HOME	1	209	5	2%	215
DISCOVERY VILLAGE AT MELBOURNE		189	26	12%	215

COVID-19: testing by laboratory

Data through Feb 16, 2021 verified as of Feb 17, 2021 at 09:25 AM

Data in this report are provisional and subject to change.

The numbers in the table below represent the number of Florida and non-Florida residents for whom test results were received by the Department of Health. A person can be tested by more than one laboratory and can have both positive and negative results. **Therefore, the sum of the numbers in each column will be larger than the total number of people tested.**

Reporting lab	Inconclusive	Negative	Positive	Percent positive	Total
Consulate Health Care of North Fort Myers		203	12	6%	215
BLOCK, NATION, CHASE, AND SMOLEN FAMILY MEDICINE		157	57	27%	214
GATEWAY/ADVENT CENTRA CARE	1	24	189	88%	214
CCS - JOSEPH V CONTE		212	2	1%	214
CYPRESS COVE		208	6	3%	214
WHITE WILSON MEDICAL CENTER PA - NAVARRE		119	94	44%	213
MOBILE MEDICAL ASSOCIATES PL	9	173	31	15%	213
PCB CLINIC		167	45	21%	212
WIREGRASS DIRECT PRIMARY CARE PLLC□		179	33	16%	212
POCONO MEDICAL CENTER		212			212
HOSPICE OF LAKE & SUMTER INC	1	208	3	1%	212
ASCENSION MEDICAL GROUP		4	208	98%	212
Life Care Center of Sarasota		200	12	6%	212
WASHINGTON REHAB AND NURSING		203	9	4%	212
ORANGE COUNTY HEALTH DEPT		201	11	5%	212
CONSULATE HEALTH CARE OF WINTER HAVEN		209	3	1%	212
SUNRISE DIAGNOSTIC LABORATORY		158	53	25%	211
LAKESIDE NEUROLOGIC		202	9	4%	211
ADVENT HEALTH - DELTONA ER		164	47	22%	211
BAY COUNTY SHERIFFS OFFICE JAIL FACILITY		186	24	11%	210
LA MER NH LLC□		205	4	2%	209
FORT PIERCE HEALTH CARE		202	7	3%	209
ABBOTT DIAGNOSTICS		195	14	7%	209
Taylor Care Center		204	5	2%	209
Whispering Oaks	11	175	23	11%	209
The Palace Nursing and Rehabilitation Center		209			209
LODGE HEALTH AND REHABILITATION CENTER, THE		177	32	15%	209
BROOKDALE ATRIM WAY		202	6	3%	208
Orchid Cove at Sarasota		207	1	0%	208
CORAL REEF NURSING & REHABILITATION CENTER		203	4	2%	207
DOCTORS MEMORIAL FAMILY MEDICINE	2	142	63	30%	207
NORTH FLORIDA PEDIATRICS PA - DUVAL		179	27	13%	206
SUPERIOR RESIDENCES OF PANAMA CITY BEACH		200	6	3%	206
ST MARK VILLAGE		201	5	2%	206
FULGENT GENETICS	2	164	39	19%	205
ARBOR FACILITY INC		205			205
GLENRIDGE ON PALMER RANCH,THE		195	8	4%	203
HEALTH FIRST - HOLMES REGIONAL MEDICAL CENTER		32	171	84%	203
MACTOWN, INC		201	2	1%	203
BROOKDALE OF SPRING HILL	9	191	2	1%	202
POLK COUNTY HEALTH DEPARTMENT		178	24	12%	202
DE LUNA HEALTH AND REHABILITATION CENTER		180	22	11%	202
PATHGROUP LABS LLC		97	105	52%	202
VAMC WEST PALM LAB		5	196	98%	201
VETERANS AFFAIRS ORLANDO VA MEDICAL CENTER			201	100%	201
ADVENT HEALTH CENTRA CARE - APOPKA NORTH		171	30	15%	201
Governors Creek Health and Rehabilitation	1	198	2	1%	201

COVID-19: testing by laboratory

Data through Feb 16, 2021 verified as of Feb 17, 2021 at 09:25 AM

Data in this report are provisional and subject to change.

The numbers in the table below represent the number of Florida and non-Florida residents for whom test results were received by the Department of Health. A person can be tested by more than one laboratory and can have both positive and negative results. **Therefore, the sum of the numbers in each column will be larger than the total number of people tested.**

Reporting lab	Inconclusive	Negative	Positive	Percent positive	Total
NSPIRE HEALTHCARE LAUDERHILL		194	6	3%	200
HERITAGE HEALTHCARE AND REHABILITATION CENTER		195	5	3%	200
HEARTLAND PEDIATRICS OF LAKE PLACID PA		174	26	13%	200
TRINITY REGIONAL REHAB CENTER		184	15	8%	199
SOLARIS SENIOR LIVING VERO BEACH		192	7	4%	199
ADVENT HEALTH - CARROLLWOOD	4	169	26	13%	199
LIFE CARE CENTER OF PORT ST. LUCIE		190	9	5%	199
PALM BEACH PEDIATRICS PA	2	176	21	11%	199
CONEY ISLAND HOSPITAL		192	7	4%	199
San Jose Health & Rehabilitation		192	6	3%	198
Heartland Healthcare of Ft. Myers	1	196	1	1%	198
DEPARTMENT OF HEALTH & HUMAN SERVICES		198			198
LAUREL POINT CARE ACQUISITION LLC DBA SANDGATE GARDENS REHAB AND NURSI		171	27	14%	198
WALGREENS 10670		174	23	12%	197
WIMAUMA COMMUNITY HEALTH CENTER		157	40	20%	197
Nspire Health Care Kendall		187	10	5%	197
PALMS MEDICAL GROUP HIGH SPRINGS		166	31	16%	197
ADVENT HEALTH CENTRA CARE - DAYTONA BEACH		94	102	52%	196
Consulate Healthcare of West Palm Beach		180	16	8%	196
BORLAND GROOVER CLINIC	1	160	35	18%	196
BAYVIEW CENTER		191	5	3%	196
ABBIEJEAN RUSSELL CARE CENTER		195			195
LAKE VIEW CARE CENTER AT DELRAY		189	6	3%	195
Bayside Health and Rehabilitation		165	29	15%	194
PENSACOLA PEDIATRICS, PA		177	17	9%	194
BARTON HEALTH ALLIANCE		159	35	18%	194
CONSULATE HEALTH CARE OF MELBOURNE		190	4	2%	194
FOUNTAIN INN NURSING & REHABILITATION CTR, INC		188	6	3%	194
SARNO EXTENDED HOURS		124	68	35%	192
TARPON POINT NURSING AND REHABILITATION CENTER		189	3	2%	192
HEALTH LINK DIAGNOSTIC LABORATORIES		182	9	5%	191
INN AT ASTON GARDENS, THE		184	7	4%	191
Cross Terrace REhabilitation		189	2	1%	191
PADDOCK RIDGE		188	3	2%	191
CYPRESS POINT LIVING, LLC		175	15	8%	190
NEO GENOMICS - FORT MYERS	1	183	6	3%	190
LCS SANDHILL COVE LLC DBA	6	177	7	4%	190
EDGEWOOD NURSING CENTER		183	7	4%	190
QUOTIENT SCIENCES		183	6	3%	189
SOUTHLAND SUITES OF ORMOND BEACH	4	185			189
WOMEN'S CARE FLORIDA LABORATORY		183	5	3%	188
OCEAN REEF MEDICAL CENTER		150	38	20%	188
NO FLORIDA PEDIATRICS, PA		162	26	14%	188
FLORIDA HEALTH CARE PLAN INC		2	186	99%	188
Flagler Health and Rehabilitation		185	3	2%	188
BOCA RATON REHABILITATION CENTER	4	180	3	2%	187
PLANTATION NURSING & REHAB CENTER		187			187

COVID-19: testing by laboratory

Data through Feb 16, 2021 verified as of Feb 17, 2021 at 09:25 AM

Data in this report are provisional and subject to change.

The numbers in the table below represent the number of Florida and non-Florida residents for whom test results were received by the Department of Health. A person can be tested by more than one laboratory and can have both positive and negative results. **Therefore, the sum of the numbers in each column will be larger than the total number of people tested.**

Reporting lab	Inconclusive	Negative	Positive	Percent positive	Total
BROOKDALE LAKE TAVARES		183	4	2%	187
Surrey Place Healthcare and Rehabilitation		185	2	1%	187
FINLAY CLINICAL LABORATORY INC		36	150	81%	186
ANTHEM LAKES LLC		151	35	19%	186
AMELIA MEDICAL CARE		40	146	78%	186
ADVENT		172	13	7%	185
FLORIDA ATLANTIC UNIVERSITY STUDENT HEALTH		149	36	19%	185
WATERMARK LAKE POINTE WOODS LLC		167	18	10%	185
NIGHT LITE PEDIATRICS WINTER GARDEN		144	40	22%	184
ARDEN COURTS OF TAMPA□		180	4	2%	184
Concordia Village of Tampa AL		179	5	3%	184
ST. JAMES BAY HEALTH AND REHABILITATION CENTER		183	1	1%	184
VIERA MANOR ASSISTED LIVING RESIDENCE		176	7	4%	183
ADVENT HEALTH - LAKE NONA		157	26	14%	183
COLONY CLUB ALF,THE		170	13	7%	183
STERLING HOUSE OF DELAND		182	1	1%	183
CORAL GABLES NURSING & REHABILITATION CENTER		173	10	5%	183
PONTE VEDRA GARDENS		182	1	1%	183
ADVENT HEALTH CENTRA CARE - WESLEY CHAPEL		13	170	93%	183
LAKEVIEW INTERNAL MEDICINE		128	54	30%	182
PALM HARBOR FAMILY PRACTICE & WALK-IN		136	46	25%	182
BAPTIST HEALTH PRIMARY CARE	1	134	46	25%	181
NADAL PEDIATRICS - VICTORIA STREET (3385)		153	28	15%	181
UNIVERSITY OF MIAMI		54	127	70%	181
GENOSUR LLC		177	4	2%	181
VI AT BENTLEY VILLAGE HOME CARE		180			180
SAMIR EBEID MD		160	20	11%	180
ST ANTHONYS REHABILITATION HOSPITAL	9	169	2	1%	180
AMA MEDICAL GROUP LLC		151	29	16%	180
MACCLENNY NURSING AND REHAB		162	17	9%	179
MATHISON RETIREMENT COMMUNITY, INC	1	170	8	4%	179
DOS OF NORTH SHORES NURSING & REHAB CENTER		179			179
BONIFAY NURSING AND REHAB CENTER		150	29	16%	179
ARTHREX MEDICAL CENTER	1	79	98	55%	178
The Waterford		176	2	1%	178
GRACE PEDIATRICS		148	30	17%	178
EVENT MED SERVICES LABORATORY		175	3	2%	178
CANTERFIELD OF CLAY COUNTY		140	38	21%	178
Consulate Health Care of St. Petersburg		177	1	1%	178
ADVENT HEALTH CENTRA CARE - CARROLLWOOD		5	172	97%	177
PATRIOT MEDICAL LABORATORIES		170	7	4%	177
Heritage Park Rehabilitation & Healthcare		159	18	10%	177
Emory L Bennett State Veterans Nursing Home		173	3	2%	176
DISCOVERY VILLAGE AT NAPLES		159	17	10%	176
MEDICAL CONSULTANTS OF FLORIDA LLC	1	142	33	19%	176
CHEEK AND SCOTT DRUGS INC		139	37	21%	176
GEORGIA DEPARTMENT OF PUBLIC HEALTH	1	5	170	97%	176

COVID-19: testing by laboratory

Data through Feb 16, 2021 verified as of Feb 17, 2021 at 09:25 AM

Data in this report are provisional and subject to change.

The numbers in the table below represent the number of Florida and non-Florida residents for whom test results were received by the Department of Health. A person can be tested by more than one laboratory and can have both positive and negative results. **Therefore, the sum of the numbers in each column will be larger than the total number of people tested.**

Reporting lab	Inconclusive	Negative	Positive	Percent positive	Total
OAKBROOK HEALTH AND REHABILITATION CENTER	1	160	14	8%	175
The Inn at Sarasota Bay Club		172	2	1%	174
MORSELIFE MEMORY CARE RESIDENCE		166	8	5%	174
ORLANDO HEALTH EMERGENCY DEPARTMENT		163	11	6%	174
ASTON GARDENS AT PELICAN MARSH		169	5	3%	174
YOUR FAMILY WALK-IN CLINIC		13	161	93%	174
ARDEN COURTS OF SEMINOLE		134	40	23%	174
LUIS A GHIGLINO MD PA		167	6	3%	173
Sunnyside Nursing Home		170	3	2%	173
BARKLEY PLACE	1	167	4	2%	172
HOSPITAL FOR SPECIAL SURGERY		169	3	2%	172
MY HEALTHY BLUEPRINT BY BAPTIST HEALTH CARE		138	33	19%	171
SANDY PINES	2	151	18	11%	171
LAB CORP	1	95	75	44%	171
JACKSONVILLE NURSING AND REHAB CENTER		164	6	4%	170
CANTERFIELD OF OCALA, LLC		159	11	6%	170
ROSECASTLE OF CITRUS		140	30	18%	170
GOOD SAMARITAN SOCIETY OF DELAND		159	11	6%	170
AYERS HEALTH & REHABILITATION CENTER		166	4	2%	170
PRIMECARE OF DOTHAN		117	53	31%	170
Life Care Center of Orlando		164	5	3%	169
SUNCOAST URGENT CARE		124	45	27%	169
TUSCAN GARDENS OF PALM COAST		166	3	2%	169
ALL SEASONS NAPLES LLC		164	5	3%	169
LEESBURG PEDIATRICS		153	15	9%	168
PANAMA CITY DEVELOPMENTAL CENTER		168			168
ALLSOUTH URGENT CARE		6	162	96%	168
STERLING HOUSE OF PUNTA GORDA		167	1	1%	168
POMPANO REHABILITATION AND NURSING CTR		167			167
DEPARTMENT OF HEALTH BUREAU OF FAMILY		165	2	1%	167
ANGELS DIAGNOSTIC GROUP		133	34	20%	167
URGENT CARE OF THE PALM BEACHES, NORTH PALM BEACH			167	100%	167
FLAGLER COUNTY DETENTION CENTER		158	8	5%	166
ADVANCED MEDICAL GROUP		1	165	99%	166
WHITE-WILSON MEDICAL CENTER - NICEVILLE		149	17	10%	166
ADVENT HEALTH CENTRA CARE - TEMPLE TERRACE	1	103	62	37%	166
BENDERSON FAMILY SKILLED NURSING AND		148	17	10%	165
THE ARLINGTON OF NAPLES INC.		162	3	2%	165
US MEDICAL CARE, INC		148	17	10%	165
GENE BY GENE		61	103	63%	164
EXOSOME DIAGNOSTICS	1	145	18	11%	164
BROOKDALE ORANGE PARK		163	1	1%	164
TUSCAN GARDENS OF VENETIA MANAGEMENT COMPANY		150	13	8%	163
GUEST HOUSE OCALA, THE		160	3	2%	163
MEADOWCREST FAMILY PHYSICIANS		97	66	40%	163
BRADENTON HEALTH CARE		163			163
TRI COUNTY NURSING HOME		162	1	1%	163

COVID-19: testing by laboratory

Data through Feb 16, 2021 verified as of Feb 17, 2021 at 09:25 AM

Data in this report are provisional and subject to change.

The numbers in the table below represent the number of Florida and non-Florida residents for whom test results were received by the Department of Health. A person can be tested by more than one laboratory and can have both positive and negative results. **Therefore, the sum of the numbers in each column will be larger than the total number of people tested.**

Reporting lab	Inconclusive	Negative	Positive	Percent positive	Total
OSPREY VILLAGE AT AMELIA ISLAND LTD		155	8	5%	163
CONCORD LIFE SCIENCES LLC		145	17	10%	162
BROOKDALE FORT MYERS THE COLONY		158	4	2%	162
BAY VUE NURSING AND REHABILITATION CENTER		152	10	6%	162
DAIRY ROAD URGENT CARE	2	71	89	55%	162
PRECISION GENETICS, INC		156	6	4%	162
CAYUGA MEDICAL CENTER AT ITHACA		156	5	3%	161
CHILDREN MED CARE INC		137	24	15%	161
SOMERBY LAKE NONA		154	7	4%	161
GLADES HEALTH CARE CENTER		157	3	2%	160
GREENBRIAR REHABILITATION AND NURSING CENTER	1	159			160
KEYSTONE REHAB		160			160
ZON BEACHSIDE LLC		128	32	20%	160
MIRACLE HILL NURSING & REHABILITATION CENTER INC		155	5	3%	160
SOUTH BALDWIN REGIONAL MEDICAL CENTER		149	11	7%	160
ST PETERSBURG PEDIATRICS-EAST BAY	1	131	28	18%	160
FIRST CHOICE PEDIATRICS SEMORAN		80	80	50%	160
CITRUS HEALTH AND REHAB		128	31	19%	159
ARCADIA HEALTH AND REHABILITATION CENTER		100	59	37%	159
WUESTHOFF REF LABORATORY			158	100%	158
BEACON AT GULF BREEZE, THE	2	149	7	4%	158
ARDEN COURTS OF LARGO FL, LLC		143	15	9%	158
SUWANNEE VALLEY NURSING CENTER		144	14	9%	158
BRIGHTON EGGERT PHARMACY INC		152	5	3%	157
CSL PLASMA		31	125	80%	156
WOODBRIIDGE FACILITY INC		152	4	3%	156
SPEARHEAD MEDICAL		115	41	26%	156
Englewood Healthcare and Rehab		141	15	10%	156
TIMBERRIDGE NURSING HOME & REHAB		123	33	21%	156
MID FLORIDA PATHOLOGY LLC MOBILE UNIT #4		106	50	32%	156
EDWARD J HEALEY REHAB & NURSING CENTER		155			155
PRUITT HEALTH		153	2	1%	155
WESLEY HAVEN VILLA	1	120	34	22%	155
NEW YORK CITY DEPARTMENT OF HEALTH & MENTAL		123	32	21%	155
ROSECASTLE OF ZEPHRHILLS		153	2	1%	155
COCOA BEACH/ADVENT CENTRA		41	114	74%	155
HOLISTIC PEDIATRICS GROUP LLC		136	19	12%	155
CENTRAL FLORIDA HEALTHCARE GROUP LLC		134	21	14%	155
AFTER HOURS PEDIATRICS INC	1	1	153	99%	155
NORTH FLORIDA INTERNAL MEDICINE PA		121	33	21%	154
DIAMOND RIDGE		147	7	5%	154
PALMETTTO FACILITY INC	1	153			154
FAWCETT MEMORIAL HOSPITAL-LAB		39	114	75%	153
WORKPLACE SCREENING INTELLIGENCE			153	100%	153
MILLER BIOCONNECT		131	22	14%	153
DOCTORS MEMORIAL FAMILY PRACTICE	2	118	33	22%	153
SPRINGS AT LAKE POINTE WOODS		149	2	1%	151

COVID-19: testing by laboratory

Data through Feb 16, 2021 verified as of Feb 17, 2021 at 09:25 AM

Data in this report are provisional and subject to change.

The numbers in the table below represent the number of Florida and non-Florida residents for whom test results were received by the Department of Health. A person can be tested by more than one laboratory and can have both positive and negative results. **Therefore, the sum of the numbers in each column will be larger than the total number of people tested.**

Reporting lab	Inconclusive	Negative	Positive	Percent positive	Total
PENSACOLA PEDIATRICS PA - TIGER POINT	18	128	5	3%	151
RITECARE MEDICAL CENTER		94	57	38%	151
Chatham Glen Healthcare and Rehabilitation Center		143	7	5%	150
POINTE, THE		122	28	19%	150
LABORATORY OF FLORIDA		97	53	35%	150
MOBILE INFIRMARY MED CENTER PATH LAB		134	15	10%	149
PRECISION HEALTH RESOURCES, LLC	1	133	15	10%	149
LAKEVIEW TERRACE RETIREMENT COMMUNITY		132	17	11%	149
GULF COAST MEDICAL CENTER		144	4	3%	148
FARAH MEDICAL		137	10	7%	147
QUICK CARE MED LLC	1	120	26	18%	147
REFUAH HEALTH CENTER LABORATORY		140	7	5%	147
GOLD CHOICE SENIOR COMMUNITIES		107	40	27%	147
CITY OF PORT SAINT LUCIE		136	11	7%	147
SEAGRASS VILLAGE FLEMING ISLAND		110	36	25%	146
REGENCY CARE OF BLOUNTSTOWN LLC		135	10	7%	145
BAY EDUCATORS WELLNESS CENTER		91	54	37%	145
PHYSICIANS REGIONAL MEDICAL CENTER - PINE RIDGE		19	126	87%	145
PEDIATRICS OF GREATER ORLANDO		127	18	12%	145
SEASIDE HEALTH AND REHABILITATION CENTER		88	57	39%	145
HUNT CLUB PEDIATRIC ASSOCIATES PA		88	56	39%	144
NCRNC INC		140	4	3%	144
PALM BEACH COUNTY HEALTH DEPT LAB	4	134	6	4%	144
JEFFERY WEINZWEIG		2	141	99%	143
HOSPICE OF ST FRANCIS INC□		137	6	4%	143
PROVIDENCE HOSPITAL LABORATORY		135	8	6%	143
HAWKINS FAMILY MEDICINE LLC		97	46	32%	143
ADVENTHEALTH CENTRA CARE PONCIANA	1	81	61	43%	143
Quail Run Health Care Center		143			143
KINDRED HOSPITAL THE PALM BEACHES		137	5	4%	142
The Crossroads		141	1	1%	142
COASTAL INTERNAL MEDICINE		105	37	26%	142
WRIGHTS HEALTH CARE AND REHABILITATION CENTER		112	30	21%	142
SUNNY HILLS ALF OF SEBRING INC		131	11	8%	142
UNITED CLINICAL LABORATORIES		132	9	6%	141
BROOKDALE PENSACOLA		140	1	1%	141
VENICE REGIONAL BAYFRONT HEALTH (PULMONARY)		126	15	11%	141
OAKS OF KISSIMMEE HEALTH AND REHABILITATION CENTER		138	3	2%	141
WALGREENS 6221		124	17	12%	141
ARDEN COURTS OF DELRAY BEACH FL LLC	3	129	9	6%	141
PORT ST LUCIE REHABILITATION AND HEALTHCARE		98	43	30%	141
NOVARI CARE LLC		97	44	31%	141
WEDGEWOOD HEALTHCARE CENTER		92	48	34%	140
ELLENTON PEDIATRICS PA		129	11	8%	140
KENILWORTH CARE & REHABILITATION CENTER		132	8	6%	140
BROOKDALE CAPE CORAL		140			140
CROSSWINDS HEALTH AND REHABILITATION CENTER	1	136	2	1%	139

COVID-19: testing by laboratory

Data through Feb 16, 2021 verified as of Feb 17, 2021 at 09:25 AM

Data in this report are provisional and subject to change.

The numbers in the table below represent the number of Florida and non-Florida residents for whom test results were received by the Department of Health. A person can be tested by more than one laboratory and can have both positive and negative results. **Therefore, the sum of the numbers in each column will be larger than the total number of people tested.**

Reporting lab	Inconclusive	Negative	Positive	Percent positive	Total
PALM BEACH COUNTY FIREFIGHTERS HEALTH CLINIC, LLC		111	28	20%	139
PEDIATRIC SPECIALISTS MEDICAL GROUP☐	1	127	11	8%	139
VIPEDIATRICS PLLC		127	12	9%	139
FAMILY EXTENDED CARE OF CENTRAL TAMPA		121	18	13%	139
MILLENNIUM LAB SERVICES			139	100%	139
Gulf Coast Healthcare (Longwood Health and Rehab		118	21	15%	139
AMERICAN PATHOLOGY PARTNERS		136	2	1%	138
SUMMERFIELD EMERGENCY ROOM		107	31	22%	138
ALTAMONTE MD			138	100%	138
EMERALD COAST PEDIATRICS		127	11	8%	138
ADVENT HEALTH CENTRA CARE - DELAND		28	109	80%	137
LabCorp L#09258090 M#09258105		74	63	46%	137
SONATA COCONUT CREEK	2	111	24	18%	137
MANOR AT BLUEWATER BAY		131	6	4%	137
PHYSICIAN PARTNERS PERRY		77	60	44%	137
ADVENT HEALTH CENTRA CARE - CITRUS PARK		9	128	93%	137
PATHWAY PHARMACY		109	28	20%	137
FHMG-FLORIDA HOSPITAL MEDICAL GROUP		115	22	16%	137
PPC-LAB EDI ORCHARD BI		129	8	6%	137
SURREY PLACE CARE CENTER		130	6	4%	136
MIAMI VA HEALTHCARE SYSTEM			136	100%	136
DAYSPRING VILLAGE		114	22	16%	136
GRAVITY DIAGNOSTICS, LLC		36	100	74%	136
HIGHLANDS URGENT CARE			136	100%	136
DOLPHIN POINTE HEALTH CARE LLC		118	18	13%	136
IRL MARKET LAB ALACHUA		104	31	23%	135
ADVENT HEALTH CENTRA CARE - ORANGE CITY	1	53	81	60%	135
LABCORP BURLINGTON		106	29	21%	135
HIALEAH SHORES NURSING AND REHAB CENTER		127	8	6%	135
SUNY UPSTATE MEDICAL UNIVERSITY		128	7	5%	135
CORE BIO LABS		76	59	44%	135
PEDIATRIC CARE CENTER		135			135
ADVANCED MEDICAL CENTER		86	48	36%	134
WELL-BEING MEDICAL CENTER PLLC		124	10	7%	134
VILLAGE PLACE NH LLC☐		110	24	18%	134
VILLAGE PEDIATRICS LLC		109	25	19%	134
LONGWOOD HEALTH AND REHABILITATION CENTER		124	10	7%	134
220 GOLDEN, LLC	1	118	15	11%	134
STEWART MEDICAL GROUP		34	99	74%	133
FORT WALTON REHABILITATION CENTER		96	37	28%	133
DOCTOR'S IN HOUSE LABORATORY		18	115	86%	133
ADVENT HEALTH - TIMBERRIDGE ER		113	20	15%	133
Hampton Court Nursing and Rehabilitation Center		131	2	2%	133
CHARTER SENIOR LIVING OF PANAMA CITY BEACH		112	21	16%	133
ALL FLORIDA FAMILY AND SPORTS MEDICINE		114	18	14%	132
THE REHABILITATION CENTER OF LAKE CITY		127	5	4%	132
REGENCY PARK		114	18	14%	132

COVID-19: testing by laboratory

Data through Feb 16, 2021 verified as of Feb 17, 2021 at 09:25 AM

Data in this report are provisional and subject to change.

The numbers in the table below represent the number of Florida and non-Florida residents for whom test results were received by the Department of Health. A person can be tested by more than one laboratory and can have both positive and negative results. **Therefore, the sum of the numbers in each column will be larger than the total number of people tested.**

Reporting lab	Inconclusive	Negative	Positive	Percent positive	Total
GRAVITY DIAGNOSTICS		45	87	66%	132
MV MEDICAL PRACTICE DBA PRIMARY URGENT CARE		125	7	5%	132
MIDWAY PRIMARY CARE, LLC	4	79	49	37%	132
QUEENS HOSPITAL CENTER	1	123	8	6%	132
Nemours Children's Urgent Care		80	52	39%	132
ADVENTHEALTH HOSPICE CARE CENTRAL FLORIDA		131	1	1%	132
THE WELLNESS CENTER AT LAKEWOOD RANCH		43	88	67%	131
SONATA DELRAY BEACH		121	10	8%	131
JACKSONVILLE UNIVERSITY		120	11	8%	131
INTEGRATED REGIONAL LABORATORIES		119	12	9%	131
DESOTO PALMS ALF		126	5	4%	131
CLARE BRIDGE OF CAPE CORAL	1	130			131
JACKSON COUNTY HEALTH DEPARTMENT		92	39	30%	131
CENTRACARE		17	113	87%	130
IMA MEDICAL GROUP		74	55	43%	129
CRANE CENTER		98	31	24%	129
MEDICATION ROOMS-CSU/CI NURSE STATION	1	118	10	8%	129
BMHSI-AEL MICROBIOLOGY LABORATORY	2	102	25	19%	129
SEAVIEW NURSING AND REHABILITATION CENTER		128	1	1%	129
FLORIDA DEPARTMENT OF HEALTH IN TAYLOR COUNTY	1	89	39	30%	129
TRI-COUNTY NURSING HOME		117	12	9%	129
SOUTH CAMPUS FACILITY INC		122	7	5%	129
JUNO DERMATOLOGY LLC		114	13	10%	127
GESSLER CLINIC PA		98	29	23%	127
Shoal Creek Rehabilitation Center		85	42	33%	127
LIFE CARE CENTER OF ALTAMONTE SPRINGS		102	25	20%	127
ADVENTHEALTH EXPRESS CARE AT WESLEY CH		114	13	10%	127
RDV SPORTSPLEX PEDIATRICS		105	21	17%	126
NAVARRE GARDENS LLC		101	25	20%	126
ADVENT HEALTH - WESTCHASE ER		106	20	16%	126
HILLSBOROUGH COUNTY DEVELOPMENTAL CTR	1	117	8	6%	126
PROVISTA DIAGNOSTICS, INC		123	3	2%	126
LAKE REGIONAL URGENT CARE		7	118	94%	125
FOUNTAINS OF HOPE LLC, THE		124	1	1%	125
CARENOW URGENT CARE - LAKE MARY			125	100%	125
WINDSOR OF LAKEWOOD RANCH,THE		123	2	2%	125
WEST COAST FAMILY MEDICAL CARE		97	28	22%	125
ARBOR GLEN AT ARBOR TRACE	2	113	9	7%	124
THE CLUB AND REHABILITATION CENTER		123	1	1%	124
MANOR CARE OF PALM HARBOR		123	1	1%	124
CARENOW LAKE MARY			124	100%	124
Lakeside Nursing and Rehabilitation Center	1	98	25	20%	124
KINDRED HOSPITAL-BAY AREA-ST PETERSBURG LAB	1	117	6	5%	124
FINNISH AMERICAN REST HOME-ALF		122	2	2%	124
CITRUS MEMORIAL HOSPITAL			124	100%	124
NO FLORIDA PEDIATRICS, PA - BRADFORD		103	21	17%	124
TGH URGENT CARE - SEMINOLE			123	100%	123

COVID-19: testing by laboratory

Data through Feb 16, 2021 verified as of Feb 17, 2021 at 09:25 AM

Data in this report are provisional and subject to change.

The numbers in the table below represent the number of Florida and non-Florida residents for whom test results were received by the Department of Health. A person can be tested by more than one laboratory and can have both positive and negative results. **Therefore, the sum of the numbers in each column will be larger than the total number of people tested.**

Reporting lab	Inconclusive	Negative	Positive	Percent positive	Total
ARDEN COURTS OF FORT MYERS		120	3	2%	123
STERLING HOUSE OF WINTER HAVEN		120	3	2%	123
TUSCAN ISLE CHAMPIONSGATE OP CO LLC		121	2	2%	123
ISLAND HEALTH AND REHABILITATION CENTER		122	1	1%	123
WILLOW BROOKE COURT AT AZALEA TRACE		123			123
VILLA MARIA WEST SKILLED NURSING FACILITY		116	7	6%	123
CRYSTAL RIVER HEALTH & REHAB		122			122
DB MD		110	12	10%	122
SIGNATURE HEALTHCARE OF ORANGE PARK		119	3	2%	122
JUPITER MEDICAL CENTER URGENT CARE - STUART		90	32	26%	122
MAINSTREAM DIAGNOSTIC LABORATORY LLC		106	16	13%	122
ADVENT HEALTH CENTRA CARE - BRANDON		31	91	75%	122
COQUINA CENTER		119	3	2%	122
AMERICAN HOUSE-BONITA SPRINGS□		121	1	1%	122
SEA PINES REHABILITATION HOSPITAL		120	1	1%	121
HARBORCHASE OF VERO BEACH		106	15	12%	121
PBC FIREFIGHTER BENEFIT FUND WELLNESS CENTER		94	27	22%	121
CLINICA HISPANA		1	120	99%	121
CARE CENTERS OF NASSAU		118	3	2%	121
PARKVIEW HEALTH		121			121
FAWCETT MEMORIAL HOSPITAL LABORATORY			121	100%	121
FLORIDA DEPARTMENT OF HEALTH IN LAKE COUNTY	1	78	41	34%	120
The Crossings		120			120
VENICE REGIONAL MEDICAL CENTER BAYFRONT HEALTH		53	67	56%	120
MEYER PEDIATRICS		107	13	11%	120
PW WINDERMERE SUBTENANT LLC		120			120
BROOKDALE JENSEN BEACH□		117	3	3%	120
URGENT CARE TCMA			120	100%	120
MATHISON RETIREMENT COMMUNITY		114	5	4%	119
SONNIS PEDIATRICS PA		107	12	10%	119
NORTH FL SOUTH GA HCS-MALCOM RANDALL VAMC			119	100%	119
PALMS FACILITY INC		104	15	13%	119
ST AUGUSTINE HEALTH & REHAB CENTER		119			119
BOSTON RED SOX CLUB LP		117	2	2%	119
PROMPT CARE OF CENTRAL FLORIDA			119	100%	119
QUICK CARE MED PL CR		80	39	33%	119
IQBAL A FARUQUI MD□		87	32	27%	119
ISLAND URGENT CARE PLLC DBA AFC URGENT CARE		118	1	1%	119
HIGHLANDS LAKE CENTER		115	3	3%	118
RDX BIOSCIENCE		60	58	49%	118
COASTAL HEALTH AND REHAB		110	8	7%	118
AMERICAN FAMILY MEDICAL LLC		80	38	32%	118
SPRING HAVEN RETIREMENT	1	116			117
MED COMP SCIENCES		1	116	99%	117
Kindred Hospital South Florida Hollywood SNU		110	7	6%	117
NEIGHBORHOOD MEDICAL CENTER		112	5	4%	117
ANCHOR CARE AND REHABILITATION CENTER		116	1	1%	117

COVID-19: testing by laboratory

Data through Feb 16, 2021 verified as of Feb 17, 2021 at 09:25 AM

Data in this report are provisional and subject to change.

The numbers in the table below represent the number of Florida and non-Florida residents for whom test results were received by the Department of Health. A person can be tested by more than one laboratory and can have both positive and negative results. **Therefore, the sum of the numbers in each column will be larger than the total number of people tested.**

Reporting lab	Inconclusive	Negative	Positive	Percent positive	Total
THREE OAKS PHARMACY INC		105	12	10%	117
BELVEDERE COMMONS OF FORT WALTON BEACH		107	10	9%	117
PSL NAPLES BH OPERATIONS, LLC		117			117
Avante at Melbourne		116	1	1%	117
MINUTECLINIC DIAGNOSTIC OF RHODE ISLAND, LLC #729		113	4	3%	117
SH HERON EAST LLC□		103	14	12%	117
WILLOWBROOKE COURT AT ST ANDREWS ESTATES		112	5	4%	117
JUPITER MEDICAL CENTER URGENT CENTER		85	31	27%	116
LEE COUNTY SCHOOL DISTRICT	1	108	7	6%	116
WINDERMERE MEDICAL CENTER		112	4	3%	116
SUNFLOWER SPRINGS ASSISTED LIVING		105	10	9%	115
FLORIDA HEALTH CARE PLANS INC		1	114	99%	115
CHERRY OAK PALM BEACH COUNTY		109	6	5%	115
BROOKDALE COLONIAL PARK	2	112	1	1%	115
NAPHCARE, INC AT MANATEE COUNTY JAIL		89	25	22%	114
DIAGNOSTIC LABORATORY OF OKLAHOMA		91	23	20%	114
ACCESS MEDICAL CENTER		100	14	12%	114
PANAMA PHARMACY	3	94	17	15%	114
ELAN BUENA VISTA		97	17	15%	114
WILLISTON PEDIATRICS PA		91	22	19%	113
UNIVERSITY OF CENTRAL FLORIDA HEALTH SERVICES		113			113
TIFFANY HALL NURSING AND REHAB CENTER		104	9	8%	113
HOBDARI FAMILY HEALTH LLC□		78	35	31%	113
Courtyards of Orlando Care Center		101	12	11%	113
WALTON PLACE		113			113
TREASURE COAST MEDICAL ASSOCIATES		4	109	96%	113
CABANA AT JENSEN DUNES, THE		110	3	3%	113
CLEARWATER STATMED QUICK QUALITY CLINICS		37	76	67%	113
MILLENNIUM PHYSICIAN GROUP LLC		96	16	14%	112
BROWARD HEALTH CORAL SPRINGS EPIDEMIOLOGY DEPT		1	111	99%	112
AZALEA TRACE PHYSICIAN SERVICES		111	1	1%	112
ALLIED HEALTH FORT PIERCE		112			112
LORI MCAULIFFE MD PA		93	19	17%	112
Sandy Ridge Center for Rehabilitation and Healing		91	21	19%	112
RESEARCH CENTERS OF AMERICA, LLC		91	21	19%	112
ADVENTHEALTH MEDICAL GROUP FAMILY MEDICINE AT		88	24	21%	112
EAST NEW YORK DIAGNOSTIC AND TREATMENT		105	6	5%	111
CLEVELAND CLINIC FOUNDATION		12	99	89%	111
WHITE WILSON MEDICAL CENTER IMMEDIATE CARE		12	99	89%	111
PHYSICIANS REGIONAL CLINIC		82	28	25%	110
STAR CARE		94	16	15%	110
LAKE HOUSE ASSISTED LIVING		93	17	15%	110
ST VINCENT'S AMBULATORY CARE INC DBA	2	92	15	14%	109
RIVERSIDE RECOVERY OF TAMPA		108	1	1%	109
NADAL PEDIATRICS		86	23	21%	109
MG PORT CHARLOTTE II SUBTENANT LLC		98	11	10%	109
MONTEFIORE MEDICAL CENTER LABORATORIES - MOSES		100	9	8%	109

COVID-19: testing by laboratory

Data through Feb 16, 2021 verified as of Feb 17, 2021 at 09:25 AM

Data in this report are provisional and subject to change.

The numbers in the table below represent the number of Florida and non-Florida residents for whom test results were received by the Department of Health. A person can be tested by more than one laboratory and can have both positive and negative results. **Therefore, the sum of the numbers in each column will be larger than the total number of people tested.**

Reporting lab	Inconclusive	Negative	Positive	Percent positive	Total
VITAS HEALTHCARE CORPORATION OF FLORIDA		105	3	3%	108
THE COURTYARD ASSISTED LIVING		104	4	4%	108
PARTICLE THEORY LABS		100	8	7%	108
TGH URGENT CARE – TYRONE		2	106	98%	108
EVANS HEALTH CARE		106	2	2%	108
GRAND OAKS HEALTH & REHABILITATION		106	1	1%	107
NURSING PLUS OF BROWARD LLC		92	15	14%	107
BAY VIEW HEALTHCARE		85	22	21%	107
NAVY HOSPITAL			107	100%	107
WESTWOOD NURSING & REHAB		74	33	31%	107
ELMCROFT OF BELLA VITA		98	8	8%	106
HEART OF FLORIDA REGIONAL MED CTR		35	71	67%	106
MD 365 MEDICAL CARE		105	1	1%	106
MINUTECLINIC LLC #4987		92	14	13%	106
SOLARIS SENIOR LIVING OF MERRITT ISLAND		102	3	3%	105
SMILEY MEDICAL GROUP		77	28	27%	105
MEDICAL CONSULTANTS OF FLORIDA DBA	1	90	14	13%	105
CITRUS MEMORIAL HEALTH SYSTEM LAB		2	103	98%	105
TRADITION MEDICAL CENTER LABORATORY		48	57	54%	105
JEFFERSON COUNTY HEALTH DEPARTMENT-MONTICELLO		77	28	27%	105
PICH KTM CORP DBA MEDTOWN PHARMACY		89	16	15%	105
MARTIN ACQUISITION 1 LLC DBA		91	13	13%	104
L&S SENIOR CARE DBA ARCADIA OAKS	4	99	1	1%	104
VISTA MANOR		92	12	12%	104
UNIVERSITY MEDICAL CENTER SUITES		91	13	13%	104
CCS - PAUL REIN DETENTION FACILITY		76	28	27%	104
NORTH FLORIDA EVALUATION AND TREATMENT CENTER	2	97	5	5%	104
SUMMIT MEDICAL GROUP		95	9	9%	104
GRANDE, THE	2	98	4	4%	104
BENTON HOUSE AT OAKLEAF		76	28	27%	104
BIODESIX, INC.		77	26	25%	103
UNIVERSITY HEALTH SYSTEM INC		93	10	10%	103
NORTH BEACH REHABILITATION CENTER		101	2	2%	103
Mt Sinai Aventura			103	100%	103
PREDICTIVE LABORATORIES, INC	1	90	12	12%	103
PINELLAS CARE CENTER		76	27	26%	103
PROFESSIONAL URGENT CARE SERVICES		74	29	28%	103
The Ponce Therapy Care Center		98	4	4%	102
SACRED HEART HEALTH SYSTEM INC		76	25	25%	101
APLS SERVICES LLC D/B/A CLEAR DIAGNOSTICS	10	91			101
EMBRY RIDDLE AERONAUTICAL UNIVERSITY HEALTH SERVICES		1	100	99%	101
North Lake Care Center		100	1	1%	101
MAGNOLIA MEDICAL CLINIC		11	90	89%	101
HOSPICE OF THE EMERALD COAST INC - PANAMA CITY	2	92	7	7%	101
FAMILY MEDICAL CARE OF PALM BEACH		41	60	59%	101
MCW MENTAL HEALTH LLC		99	2	2%	101
WELLNOW URGENT CARE PC		100			100

COVID-19: testing by laboratory

Data through Feb 16, 2021 verified as of Feb 17, 2021 at 09:25 AM

Data in this report are provisional and subject to change.

The numbers in the table below represent the number of Florida and non-Florida residents for whom test results were received by the Department of Health. A person can be tested by more than one laboratory and can have both positive and negative results. **Therefore, the sum of the numbers in each column will be larger than the total number of people tested.**

Reporting lab	Inconclusive	Negative	Positive	Percent positive	Total
JPR URGENT MEDICAL CARE		99	1	1%	100
Centre Pointe Health and Rehabilitation Center		89	11	11%	100
ALL MY KIDS PEDIATRICS INC		75	25	25%	100
ARBOR TERRACE ORTEGA LLC	2	96	2	2%	100
DOUGLAS T JACOBSON STATE VETERANS HOME		100			100
A PLUS PEDIATRICS		86	14	14%	100
Consulate Health Care of Port Charlotte		98	2	2%	100
SOUTH BALDWIN MEDICAL CENTER GULF SHORES		79	21	21%	100
KINDRED HOSPITAL MELBOURNE	1	96	3	3%	100
FLAGLER COLLEGE HEALTH SERVICES		72	28	28%	100
GEORGE SAFRAN MD PC		88	11	11%	99
D PEDIATRICS		89	10	10%	99
CENTRAL FLORIDA HEALTH CARE		47	52	53%	99
AMERICAN HOUSE COCONUT POINT		86	13	13%	99
CLERMONT URGENT CARE			98	100%	98
GLOBAL CENTRAL LABS AT PPD	2	88	8	8%	98
URINEGOODHANDS LLC		96	2	2%	98
WHITE PLAINS HOSPITAL CENTER LAB		94	4	4%	98
Cross Landings Health and Rehabilitation		97	1	1%	98
CHARLES CROFT MD	1	96	1	1%	98
PLAZA OF HALLANDALE BEACH		98			98
ST MARK ASSISTED LIVING CENTER	1	85	12	12%	98
FLORIDA COMMUNITY HEALTH CENTERS INC			98	100%	98
LANDMARK, THE		48	50	51%	98
HOSPICE OF THE TREASURE COAST		95	3	3%	98
SEMINOLE COUNTY HEALTH DEPARTMENT		79	19	19%	98
MY CLINICAL LAB INC		17	81	83%	98
PINELLAS COUNTY JAIL			97	100%	97
ALLCARE MEDICAL CENTERS PC		77	20	21%	97
HEALTH CENTERS AT BRENTWOOD		96	1	1%	97
ISLAND DOCTORS		12	85	88%	97
RIDGEWOOD DIAGNOSTIC LABORATORY		92	5	5%	97
LATE HOURS URGENT CARE		58	39	40%	97
WESTCHESTER MEDICAL CENTER		94	3	3%	97
SEMINOLE SPORTS AND FAMILY MEDICINE		86	11	11%	97
HEALTHPOINT MED GRP OF THE EMERALD COAST LLC		74	23	24%	97
J FRANK AVEY MD		77	20	21%	97
PEDIATRIC ASSOCIATES ORLANDO		82	14	15%	96
MARKET STREET VIERA		95	1	1%	96
BAYSHORE MEMORY CARE		96			96
CCS - BROWARD COUNTY JAIL		90	6	6%	96
ARBOR TRAIL		77	19	20%	96
DEVANSH LAB WERKS INC		79	16	17%	95
SIGNATURE HEALTHCARE OF PORT CHARLOTTE		88	7	7%	95
MACADAMS HOME HEALTH AGENCY		94	1	1%	95
PEDIATRIC CARE CENTER- JACKSONVILLE BEACH		67	28	29%	95
THE TERRACE OF KISSIMMEE		80	15	16%	95

COVID-19: testing by laboratory

Data through Feb 16, 2021 verified as of Feb 17, 2021 at 09:25 AM

Data in this report are provisional and subject to change.

The numbers in the table below represent the number of Florida and non-Florida residents for whom test results were received by the Department of Health. A person can be tested by more than one laboratory and can have both positive and negative results. **Therefore, the sum of the numbers in each column will be larger than the total number of people tested.**

Reporting lab	Inconclusive	Negative	Positive	Percent positive	Total
VIERA HOSPITAL			95	100%	95
CROSS CITY REHABILITATION AND HEALTH CARE CENTER		72	23	24%	95
CONSULATE HEALTH CARE OF SARASOTA	1	93			94
DIAGNOSTIC SOLUTIONS		3	91	97%	94
VILLAS OF HOLLY BROOK - BRADENTON 14TH		94			94
ORLANDO LUTHERAN TOWERS ASSISTED LIVING		93			93
FIRSTCARE CLINIC		42	51	55%	93
ARIZONA DEPARTMENT OF HEALTH SERVICES		5	88	95%	93
PENNSYLVANIA DEPT OF HEALTH		21	72	77%	93
ADVENTHEALTH MEDICAL GROUP PRIMARY CARE		89	4	4%	93
KALEIDA HEALTH CENTER FOR LABORATORY		87	6	6%	93
HURLBURT FIELD CLINIC		39	54	58%	93
KORGENE LAB	1	23	68	74%	92
MIAMI BEACH COMMUNITY HEALTH CENTER		1	91	99%	92
INNOVATIVE TRANSFUSION MEDICINE, INC	2	69	21	23%	92
MINNESOTA TWINS		87	5	5%	92
ROHR HOME		89	3	3%	92
PRIME HEALTH OF NORTH PORT LLC		83	9	10%	92
BAHIA OAKS LODGE		85	6	7%	91
HIGHLANDS MEDICAL CENTER		88	3	3%	91
ADVENT HEALTH - PALM HARBOR ER		67	24	26%	91
ADVENT HEALTH CENTRA CARE - WATERMAN		78	13	14%	91
KINDRED HOSPITAL - SOUTH FLORIDA		90	1	1%	91
HARBORCHASE OF NAPLES		78	13	14%	91
HERON CLUB AT PRESTANCIA		89	2	2%	91
JOHN KNOX VILLAGE OF FLORIDA ALF	1	85	4	4%	90
KEYS MEDICAL GROUP			90	100%	90
SUMMIT MEDICAL GROUP PA		81	9	10%	90
MAGNOLIA DIAGNOSTIC		2	88	98%	90
QPS, LLC		87	3	3%	90
WALGREENS 4915		81	9	10%	90
Peninsula Care and Rehab		78	12	13%	90
SUNSHINE GARDENS		89	1	1%	90
CAREMOUNT MEDICAL - PATHOLOGY		86	4	4%	90
NORTH FLORIDA SPINE AND WELLNESS		69	20	22%	89
KINDRED HOSPITAL SOUTH FLORIDA		87	2	2%	89
FLORIDA MEDICAL CLINIC LLC		49	40	45%	89
F&T MEDICAL RESEARCH, INC		89			89
LIFE BRITE		73	16	18%	89
STUART LODGE LIVING LLC		66	23	26%	89
LAKE GIBSON VILLAGE, LLC		85	3	3%	88
METROPOLITAN HOSPITAL CENTER		84	4	5%	88
AVERO DIAGNOSTICS		64	24	27%	88
PALMS EDGE	1	81	6	7%	88
ST PETERSBURG PEDIATRICS-MLK JUNIOR BLVD		80	8	9%	88
FREEDOM INN AT TARPON SPRINGS		81	7	8%	88
MEASE COUNTRYSIDE HOSPITAL		1	87	99%	88

COVID-19: testing by laboratory

Data through Feb 16, 2021 verified as of Feb 17, 2021 at 09:25 AM

Data in this report are provisional and subject to change.

The numbers in the table below represent the number of Florida and non-Florida residents for whom test results were received by the Department of Health. A person can be tested by more than one laboratory and can have both positive and negative results. **Therefore, the sum of the numbers in each column will be larger than the total number of people tested.**

Reporting lab	Inconclusive	Negative	Positive	Percent positive	Total
GOVERNOR'S CREEK HEALTH & REHABILITATION		87	1	1%	88
BRANDON HEALTH AND REHABILITATION CENTER	1	85	1	1%	87
EC OPCO CARROLLWOOD LLC		81	6	7%	87
KINDRED HOSPITAL NORTH FLORIDA	3	79	5	6%	87
PACIFIC ANALYTICS			87	100%	87
RITE MEDICAL CARE PC		86	1	1%	87
LECONTE MEDICAL CENTER LAB		69	18	21%	87
ALTERNATIVE LIVING, INC DBA TWIN CITIES PAVILION		85	2	2%	87
A2Z DIAGNOSTICS		86	1	1%	87
CENTURY CENTER FOR REHABILITATION & HEALING		69	18	21%	87
SOUTH GEORGIA MEDICAL CENTER		48	38	44%	86
PEDIATRICS IN BREVARD PA- ROCKLEDGE		54	32	37%	86
NSPIRE HEALTHCARE TAMARAC		80	6	7%	86
PENSACOLA DEVELOPMENTAL CENTER		67	19	22%	86
SEVEN HILLS HEALTH AND REHABILITATION CENTER		70	16	19%	86
DISCOVERY VILLAGE AT THE FORUM		86			86
Crystal Health & Rehab Center		79	6	7%	85
FHMG LAKE MARY PEDS		72	13	15%	85
CLEAR MOLECULAR		83	2	2%	85
PEDIATRIC ASSOCIATES AT ARGYLE PA		80	5	6%	85
DAYSRING SENIOR LIVING LLC		83	2	2%	85
GULFCOAST PEDIATRICS		78	7	8%	85
LABCORP RTP		34	51	60%	85
W. FRANK WELLS NURSING HOME		84	1	1%	85
East Bay Rehabilitation Center		51	34	40%	85
MIAMI SHORES NURSING & REHAB		85			85
ARBOR TERRACE SAN JOSE LLC	3	80	2	2%	85
SANIBEL INTERNAL MEDICINE, LLC		81	3	4%	84
PANCARE HEALTH GULF COUNTY		58	26	31%	84
NITE LITE PEDIATRICS - JACKSONVILLE		76	8	10%	84
MICRO PATH LABORATORIES INC		82	2	2%	84
PINES OF SARASOTA GARDEN		84			84
HAWTHORN HOUSE☐		70	14	17%	84
ATRIUM AT LIBERTY PARK☐		80	4	5%	84
CLYDE E LASSEN STATE VETERANS NURSING HOME		59	25	30%	84
CAREATC CITY OF TAMPA		68	16	19%	84
AVANTE AT OCALA INC		55	29	35%	84
ADVANCED EMURGENT CARE		27	57	68%	84
OPPENHEIMER PLASTIC SURGERY LLC		79	5	6%	84
WALGREENS #12673		82	2	2%	84
STONY BROOK UNIVERSITY MEDICAL CENTER		69	14	17%	83
LAFAYETTE NURSING AND REHABILITATION CENTER		81	2	2%	83
LABCORP EMPLOYER SERVICES		82	1	1%	83
SENIOR LIVING VII TAMPA LLC☐	1	73	9	11%	83
ESCAMBIA COUNTY JAIL		57	26	31%	83
LAB		29	53	65%	82
CANOPY ON BERRYHILL, THE		51	31	38%	82

COVID-19: testing by laboratory

Data through Feb 16, 2021 verified as of Feb 17, 2021 at 09:25 AM

Data in this report are provisional and subject to change.

The numbers in the table below represent the number of Florida and non-Florida residents for whom test results were received by the Department of Health. A person can be tested by more than one laboratory and can have both positive and negative results. **Therefore, the sum of the numbers in each column will be larger than the total number of people tested.**

Reporting lab	Inconclusive	Negative	Positive	Percent positive	Total
THE PAVILION FOR HEALTH CARE		72	10	12%	82
ERIE COUNTY MEDICAL CTR CLINICAL LABS		78	4	5%	82
Lexington Health and Rehabilitation Center		82			82
DELAND WELLNESS CENTER			82	100%	82
BRILLIANCE ASSISTED LIVING		63	18	22%	81
CALADIUM PEDIATRICS		74	7	9%	81
HEARTLAND PHARMACY LAKE PLACID, INC		59	22	27%	81
MOOSEHAVEN LIFE CARE CENTER		81			81
SUNLIFE PHARMACY		77	4	5%	81
BIO-TECH CLINICAL LABORATORIES		41	40	49%	81
MINUTECLINIC DIAGNOSTIC OF SOUTH CAROLINA, LLC		66	15	19%	81
HAZELDEN FLORIDA	1	76	3	4%	80
MEMORY CARE OF NAPLES		80			80
HUNTSVILLE HOSPITAL LABORATORY		55	25	31%	80
GRAND OAKS OF JENSEN BEACH LLC□		79	1	1%	80
HOSPICE OF MARTIN & ST LUCIE, INC		77	3	4%	80
ARDEN COURTS OF LELY PALMS□		79	1	1%	80
EAST ALABAMA MEDICAL CENTER LABORATORY		68	12	15%	80
NEW SMYRNA BEACH URGENT CARE			80	100%	80
EDGEWATER AT WATERMAN VILLAGE		78	1	1%	79
BALMORAL TENANT SERVICES INC	1	43	35	44%	79
LABFIRST - DEPARTMENT OF PATHOLOGY		76	3	4%	79
CATHOLIC HEALTH SYSTEM DEPT LABORATORY		77	2	3%	79
A COUNTRY PLACE ASSISTED LIVING FACILITY		77	2	3%	79
ST PETERSBURG PEDIATRICS-SEMINOLE		68	11	14%	79
ARBOR OAKS AT TYRONE	8	69	2	3%	79
BAPTIST MEDICAL CENTER SOUTH		64	15	19%	79
CBS LABS OF TAMPA LLC		3	76	96%	79
VETERANS AFFAIRS MEDICAL CENTER - PALO ALTO		28	51	65%	79
SONATA WEST		77	2	3%	79
DIATHERIX LABORATORIES		40	39	49%	79
VITAS HEALTHCARE		72	6	8%	78
QUALITY URGENT CARE AND WELLNESS PL	2	45	31	40%	78
WINDSOR OAKS		77	1	1%	78
LAKE MORTON PLAZA□		75	3	4%	78
Madison Health and Rehabilitation Center		42	36	46%	78
CVS		18	60	77%	78
HEARTLAND HEALTHCARE AND REHAB CENTER		56	22	28%	78
GIBBENS FAMILY MEDICAL, LLC		60	18	23%	78
TRUE NORTH HEALTH NAVIGATION LLC DBA DISPATCHHEALTH	1	60	16	21%	77
DEBARY HEALTH AND REHABILITATION CENTER		75	2	3%	77
ORANGE CITY NURSING AND REHAB		75	2	3%	77
SEMINOLE TRIBE OF FLORIDA		61	16	21%	77
PLYMOUTH HOME FOR ADULTS, INC.	8	68	1	1%	77
CHAMBREL AT ISLAND LAKE		74	3	4%	77
WINDSOR REFLECTIONS		75	1	1%	76
WALGREENS 9627		70	6	8%	76

COVID-19: testing by laboratory

Data through Feb 16, 2021 verified as of Feb 17, 2021 at 09:25 AM

Data in this report are provisional and subject to change.

The numbers in the table below represent the number of Florida and non-Florida residents for whom test results were received by the Department of Health. A person can be tested by more than one laboratory and can have both positive and negative results. **Therefore, the sum of the numbers in each column will be larger than the total number of people tested.**

Reporting lab	Inconclusive	Negative	Positive	Percent positive	Total
DYNAMIC MEDICAL USA			76	100%	76
MD 365 MEDICAL CARE PLLC		76			76
S-H THIRTY-FIVE OPCO- PORT ST LUCIE, LLC	1	75			76
NORTH PORT REHABILITATION AND NURSING CENTER□		75	1	1%	76
PARK OF THE PALMS INC		76			76
CLINICAL PATHOLOGY ASSOCIATES-SONIC REFERENCE LAB		76			76
BEACHES PEDIATRICS PA		70	5	7%	75
ADVENTHEALTH EXPRESSCARE		45	30	40%	75
CENTRAL BALDWIN IMMEDIATE CARE & FAMILY PRACTICE		58	17	23%	75
MOBILE PHYSICIAN SERVICES INC		67	8	11%	75
BRADEN RIVER REHABILITATION CENTER LLC		75			75
TURNING POINT OF TAMPA		69	6	8%	75
BOND CLINIC PA		43	32	43%	75
PROMEDICA LABORATORIES		21	54	72%	75
NOAH CLINICAL LABORATORY		63	11	15%	74
LAKE HOWELL FAMILY MEDICINE ASSOCIATES		63	11	15%	74
HEALTH FIRST - PALM BAY HOSPITAL		2	72	97%	74
LONG TERM CARE OF JAY, LLC		53	21	28%	74
SCOTT LAKE HEALTH AND REHABILITATION CENTER		71	2	3%	73
BROWARD HEALTH MEDICAL CENTER CLINICAL LAB			73	100%	73
ROSECASTLE AT DELANEY CREEK		72	1	1%	73
BROOKDALE OVIEDO		71	2	3%	73
WATERCREST ST LUCIE WEST	1	69	3	4%	73
CONSULATE HEALTH CARE – LAKE MARY		72	1	1%	73
BROWARD HEALTH MEDICAL CENTER		3	70	96%	73
Golfview Healthcare Center		73			73
LAB PLUS, LLC AT SAINT THOMAS WEST HOSPITAL		59	14	19%	73
MINUTECLINIC DIAGNOSTIC		68	5	7%	73
ACE BIOMEDICAL LABS LLC		60	13	18%	73
EXPERTUS LABORATORIES INC		24	48	67%	72
CRAIG BERGER MD PL D/B/A BAY AREA EYE INSTITUTE		72			72
TUSCAN ISLE OPERATING COMPANY LLC DBA		69	3	4%	72
ST VINCENT'S BIRMINGHAM		66	6	8%	72
ASHRAF MEDICAL GROUP PLLC DBA PULSE MD		70	2	3%	72
HUNTINGTON HOSPITAL LABORATORY		69	3	4%	72
SIMED LABORATORY		57	15	21%	72
OAKHURST CENTER		65	7	10%	72
HAVEN OF OUR LADY OF PEACE		72			72
STERLING HOUSE OF TALLAHASSEE	3	62	6	8%	71
Baldwin Pediatrix		62	9	13%	71
PORT CHARLOTTE REHABILITATION CENTER		61	10	14%	71
AMMON LABS		61	10	14%	71
ALTAMONTE PEDIATRIC ASSOCIATES		31	40	56%	71
FLORIDA PEDIATRIC GROUP		27	44	62%	71
NORTH SHORE MEDICAL LABS	1	65	5	7%	71
ADVANCED LAB		67	4	6%	71
CORNERSTONE MEDICAL CARE OF BRANDON PL		59	11	16%	70

COVID-19: testing by laboratory

Data through Feb 16, 2021 verified as of Feb 17, 2021 at 09:25 AM

Data in this report are provisional and subject to change.

The numbers in the table below represent the number of Florida and non-Florida residents for whom test results were received by the Department of Health. A person can be tested by more than one laboratory and can have both positive and negative results. **Therefore, the sum of the numbers in each column will be larger than the total number of people tested.**

Reporting lab	Inconclusive	Negative	Positive	Percent positive	Total
PANIRA HEALTHCARE CLINIC		2	68	97%	70
SUNCOAST COMMUNITY HEALTH CENTERS PEDIATRICS		21	49	70%	70
BIOREFERENCE LABORATORIES		8	62	89%	70
OAK MANOR NURSING HOME		66	4	6%	70
Highlands Regional Hospital		63	7	10%	70
ADVENT HEALTH - LAKE MARY		60	10	14%	70
SUMMIT AT VENICE	2	63	5	7%	70
LENOX HILL HOSPITAL		63	6	9%	69
MEMORIAL MANOR		69			69
Winter Garden Rehab and Nursing Facility		64	5	7%	69
HERITAGE HEALTHCARE AND REHABILITATION CENTER		69			69
ATMORE COMMUNITY HOSPITAL LABORATORY		49	20	29%	69
PARKSIDE INN	3	64	2	3%	69
CP/AIG PENSACOLA DEVELOPMENT LLC		66	3	4%	69
UNIVERSTIY CENTER MEDICAL LLC DBA	1	65	3	4%	69
USF HEALTH MORSANI CENTER		5	64	93%	69
PLANTATION GENERAL HOSPITAL CLINICAL LAB		26	43	62%	69
RARITAN BAY PERTH AMBOY		61	7	10%	68
PUBLIC SQUARE PHARMACY LLC		52	16	24%	68
Avante at St Cloud, Inc.		66	2	3%	68
EISENHOWER ARMY MEDICAL CENTER		61	7	10%	68
JERICHO URGENT CARE		65	3	4%	68
SAN JOSE SENIOR CARE LLC	1	43	24	35%	68
SURFSIDE URGENT CARE		53	15	22%	68
ASSOCIATED CLINICAL LABORATORIES		60	8	12%	68
AEL- MEMPHIS		17	51	75%	68
SUNCOAST OPTIMAL WELLNESS		23	45	66%	68
LEE MEMORIAL HEALTH SYSTEM HEALTH FAIR		64	4	6%	68
BLISS HEALTHCARE SERVICES	1	48	19	28%	68
CARE RESOURCE COMMUNITY HEALTH CENTERS INC		66	2	3%	68
BAY PINES MEDICAL ASSOCIATES		1	66	99%	67
VIERA DEL MAR HEALTH AND REHABILITATION CENTER		63	4	6%	67
NORTH FLORIDA PEDIATRICS		55	12	18%	67
MEASE MANOR INC		63	4	6%	67
MD LABS		40	27	40%	67
WALGREENS 2941		64	3	4%	67
GENPATH			67	100%	67
COOPER FAMILY MEDICAL PLLC		50	17	25%	67
BAYCARE HEALTH SYSTEMS		2	64	97%	66
BIG BOCA SMILES LLC		64	2	3%	66
MEDEX MEDICAL EXPRESS OF PALATKA			66	100%	66
AMERICAN FAMILY MEDICAL		53	13	20%	66
PALM BEACH ATLANTIC UNIVERSITY		62	4	6%	66
CAN COMMUNITY HEALTH		65	1	2%	66
CATHOLIC HEALTH SERVICES REGIONAL LAB		59	7	11%	66
GV NAPLES OPCO, LLC		65	1	2%	66
PANCARE HEALTH - MALONE CLINIC		60	6	9%	66

COVID-19: testing by laboratory

Data through Feb 16, 2021 verified as of Feb 17, 2021 at 09:25 AM

Data in this report are provisional and subject to change.

The numbers in the table below represent the number of Florida and non-Florida residents for whom test results were received by the Department of Health. A person can be tested by more than one laboratory and can have both positive and negative results. **Therefore, the sum of the numbers in each column will be larger than the total number of people tested.**

Reporting lab	Inconclusive	Negative	Positive	Percent positive	Total
FHMG- FLORIDA HOSPITAL MEDICAL GROUP		56	10	15%	66
BROOKDALE BONITA SPRINGS		65	1	2%	66
PENSACOLA PEDIATRICS - PACE		58	8	12%	66
CL BRUMBACK PRIMARY CARE CLINICS		16	50	76%	66
STONY BROOK SOUTHAMPTON		65	1	2%	66
FLORIDA DEPARTMENT OF HEALTH IN WALTON COUNTY		53	13	20%	66
325TH MEDICAL GROUP		62	3	5%	65
BROOKDALE CENTRE POINTE	1	64			65
AU HEALTH		52	13	20%	65
SUMMER VISTA ASSISTED LIVING		38	27	42%	65
INDIGO MANOR		22	43	66%	65
BOND CLINIC DR ELDEEB		35	30	46%	65
MINUTECLINIC DIAGNOSTIC OF OHIO LLC		50	15	23%	65
OKEECHOBEE URGENT CARE		17	48	74%	65
ST JOSEPH'S HOSPITAL LABORATORY			65	100%	65
LAKE WALES OPERATING GROUP LLC		60	5	8%	65
ISLAND COAST PEDIATRICS		58	7	11%	65
MACKOUL PEDIATRICS FORT MYERS		50	15	23%	65
BIOIQ		15	50	77%	65
VETERANS AFFAIRS MEDICAL CENTER - GULF COAST		27	37	58%	64
SOUTHERN LABORATORY SERVICES OF NWF		37	27	42%	64
TRINITY AL SENIOR HOUSING LLC		45	19	30%	64
NEMOURS CHILDRENS PRIMARY CARE OVIEDO		51	13	20%	64
QUALITY URGENT CARE AND WELLNESS		35	29	45%	64
MED EXPRESS		6	58	91%	64
NXGEN MDX		20	44	69%	64
MINUTECLINIC DIAGNOSTIC OF TEXAS, LLC		57	7	11%	64
GREENLEAF ALF		63	1	2%	64
OUT OF STATE		40	24	38%	64
SOMERBY OF SANTA ROSA BEACH		55	9	14%	64
WADSWORTH HEALTH CENTER		61	3	5%	64
BAY REGIONAL URGENT CARE	1	40	23	36%	64
JOSEPH L MORSE GERIATRIC CENTER	2	59	3	5%	64
HARBOR BEACH NURSING AND REHABILITATION CENTER		61	2	3%	63
CRESTVIEW URGENT CARE		2	61	97%	63
APC PEDIATRICS AT RYE ROAD MEDICAL PARK		63			63
MEDI CLINIC SARASOTA INC		62	1	2%	63
KINDRED AT HOME		54	9	14%	63
PRIMECARE AT TWIN LAKES		1	62	98%	63
MED ONE AT SAINT AUGUSTINE		33	30	48%	63
BEEHIVE HOMES OF GULF BREEZE		47	16	25%	63
VIERA HEALTH AND REHABILITATION CENTER		62	1	2%	63
EMERALD COAST BEHAVIORAL HOSPITAL		59	4	6%	63
ADVENT HEALTH CENTRA CARE - WINTER GARDEN		17	46	73%	63
Stratford Court of Palm Harbor		53	10	16%	63
MISIR DRUGS LLC		51	12	19%	63
EC OPCO PENSACOLA, LLC		62	1	2%	63

COVID-19: testing by laboratory

Data through Feb 16, 2021 verified as of Feb 17, 2021 at 09:25 AM

Data in this report are provisional and subject to change.

The numbers in the table below represent the number of Florida and non-Florida residents for whom test results were received by the Department of Health. A person can be tested by more than one laboratory and can have both positive and negative results. **Therefore, the sum of the numbers in each column will be larger than the total number of people tested.**

Reporting lab	Inconclusive	Negative	Positive	Percent positive	Total
NORTH SHORE UNIVERSITY HOSPITAL LABORATORY		56	6	10%	62
MINUTECLINIC DIAGNOSTIC OF NORTH CARO		55	7	11%	62
MENORAH HOUSE		61	1	2%	62
OVERLOOK HOSPITAL LABORATORY		57	5	8%	62
EMERALD COAST HOSPICE		60	1	2%	61
LUTHERAN HAVEN ASSISTED LIVING		61			61
MENTAL HEALTH CARE INC		52	9	15%	61
SAMFORD UNIVERSITY HEALTH SERVICES		60	1	2%	61
Winter Park Care and Rehab		60	1	2%	61
WASHINGTON REHABILITATION AND NURSING CENTER		51	10	16%	61
JACOBI MEDICAL CENTER		58	3	5%	61
BURRY'S PHARMACY INC		36	24	40%	60
ORANGE PARK PEDIATRICS		53	7	12%	60
BARRY UNIVERSITY STUDENT HEALTH SERVICES		37	23	38%	60
MEDRITE URGENT CARE		49	11	18%	60
LAKELAND REGIONAL HEALTH		36	24	40%	60
PUTNAM COUNTY SHERIFFS OFFICE		54	6	10%	60
THE PRESERVE AT CLEARWATER		58	2	3%	60
TWIN CREEKS ASSISTED LIVING & MEMORY CARE		57	3	5%	60
CINNAMON COVE ALF		58	1	2%	59
PEDIATRIC SERVICES OF AMERICA INC		57	2	3%	59
CARDIOLOGY AND MEDICINE ASSOCIATES		43	16	27%	59
INTERNAL LAB		50	9	15%	59
FLORIDA HEALTH CARE		8	51	86%	59
BIOTECH		52	7	12%	59
MILLENIUM PHYSICIANS GROUP		1	58	98%	59
WILSON MEMORIAL REGIONAL MEDICAL CENTER		55	4	7%	59
FERN PARK DEVELOPMENTAL CENTER		5	54	92%	59
Summit Medical Group, Pa Dba Citymd		53	6	10%	59
WAVE CREST HEALTH AND REHABILITATION CENTER		57	2	3%	59
AEGIS MEDICAL GROUP		46	13	22%	59
MINUTECLINIC DIAGNOSTIC OF NORTH CAROL		50	9	15%	59
RITECARE MED CTR H			59	100%	59
ADVENT HEALTH - PALM COAST		1	58	98%	59
BROOKDALE PALM COAST		59			59
TOTAL CARE PLUS LLC			59	100%	59
TITUSVILLE FAMILY PRACTICE		16	43	73%	59
Margate Health and Rehabilitation Center		56	2	3%	58
PALM BAY URGENT CARE		28	30	52%	58
NOMI HEALTH LAB SERVICES LLC		4	54	93%	58
BOND AND STEELE CLINIC, PA		47	11	19%	58
G & R HEALTH MART PHARMACY		46	12	21%	58
THE CANOPY AT BERRYHILL		58			58
LPG CONVENIENT CARE AT PINE ISLAND ROAD		52	6	10%	58
HERNANDO COUNTY FIRE RESCUE DISTRICT		25	33	57%	58
MICHIGAN DEPARTMENT OF HEALTH AND HUMAN SERVICES	1		57	98%	58
KAPG FLEMING ISLAND SENIOR HOUSING OPCO LLC	1	56			57

COVID-19: testing by laboratory

Data through Feb 16, 2021 verified as of Feb 17, 2021 at 09:25 AM

Data in this report are provisional and subject to change.

The numbers in the table below represent the number of Florida and non-Florida residents for whom test results were received by the Department of Health. A person can be tested by more than one laboratory and can have both positive and negative results. **Therefore, the sum of the numbers in each column will be larger than the total number of people tested.**

Reporting lab	Inconclusive	Negative	Positive	Percent positive	Total
MALCOM RANDALL DEPT OF VAMC			57	100%	57
ASCENSION SACRED HEART BAY LABORATORY		54	3	5%	57
SOUTH LAKE PEDIATRICS		55	2	4%	57
ALZHEIMERS CARE CENTER OF VIERA LTD		37	20	35%	57
CORAL GABLES HOSPITAL			57	100%	57
AFTER HOURS PEDIATRICS			57	100%	57
LAKE CITY VA MEDICAL CENTER			56	100%	56
EAGLES WATCH CLUSTER		47	9	16%	56
BARBARA O'REILLY MD PA		55	1	2%	56
LAKELAND REGIONAL HEALTH LAKE MIRIAM		24	32	57%	56
BAPTIST HEALTH SOUTH FLORIDA - WEST BOCA URGENT CARE		34	22	39%	56
TUKA PEDIATRICS		7	49	88%	56
PHYSICIANS PRIMARY CARE OF SOUTHWEST FLORIDA		39	17	30%	56
INNOVATIVE GENOMICS, LLC		38	18	32%	56
TIFFANY HALL NURSING AND REHAB		44	12	21%	56
HORIZON ALF		55	1	2%	56
ST FRANCIS HOSPITAL		47	8	15%	55
TBI RESIDENTIAL SERVICES, INC.		44	11	20%	55
FLORIDA MEDICAL CLINIC PA		46	9	16%	55
HARMONY CLINIC		1	54	98%	55
KENDALL REGIONAL MEDICAL CENTER LAB	3		52	95%	55
life Care Center of Melbourne		38	17	31%	55
DELCARE PA		42	13	24%	55
BIOREREFERENCE LABORATORIES, INC		6	49	89%	55
MEDLOGIC LABORATORIES		3	52	95%	55
STEINHATCHEE FAMILY MEDICAL CENTER	1	48	6	11%	55
PREMIER MEDICAL ASSOCIATES ALL FLORIDA LLC		54	1	2%	55
COOPER FAMILY MEDICAL, PLLC		45	10	18%	55
SONATA HUNTERS CREEK		47	8	15%	55
BISHOP GRADY VILLAS		54	1	2%	55
LINCOLN MEDICAL AND MENTAL HEALTH CENTER		52	3	5%	55
BERNHARDT LABORATORIES	1	14	40	73%	55
Palms at Ponte Vedra Assisted Living and Memory Care		52	3	5%	55
NORTH FLORIDA MEDICAL CENTER		50	4	7%	54
CERTUS MTD OPCP LLC		52	2	4%	54
MINUTECLINIC DIAGNOSTIC OF SOUTH CARO		44	10	19%	54
FAMILY EXTENDED CARE OF PUNTA GORDA		54			54
CLERMONT HEALTH AND REHAB		40	14	26%	54
NITE LITE PEDIATRICS - PORT ST. LUCIE		45	9	17%	54
JUNIPER VILLAGE AT NAPLES		53	1	2%	54
ST. CLOUD MEDICAL GROUP		54			54
TROY REGIONAL MEDICAL CENTER		43	11	20%	54
SARASOTA CO. HEALTH DEPT # 58		40	14	26%	54
EXPRESS DOCS LLC			54	100%	54
GENESIS DERMATOLOGY		50	4	7%	54
PANCARE HEALTH - JACKSON COUNTY		43	11	20%	54
UNITED LABORATORY SERVICES CORPORATION		38	16	30%	54

COVID-19: testing by laboratory

Data through Feb 16, 2021 verified as of Feb 17, 2021 at 09:25 AM

Data in this report are provisional and subject to change.

The numbers in the table below represent the number of Florida and non-Florida residents for whom test results were received by the Department of Health. A person can be tested by more than one laboratory and can have both positive and negative results. **Therefore, the sum of the numbers in each column will be larger than the total number of people tested.**

Reporting lab	Inconclusive	Negative	Positive	Percent positive	Total
PALM BAY PEDIATRICS		36	17	32%	53
VITAS HEALTHCARE CORP OF FLORIDA		52	1	2%	53
Osprey Point Nursing Center		51	2	4%	53
MAUREEN OROURKE-FUTEY			53	100%	53
THOMAS INTERNAL MEDICINE		44	9	17%	53
SARATOGA HOSPITAL LABORATORY		48	5	9%	53
APOLLOMDX LABS		31	22	42%	53
GRAND ST PAUL CVS		53			53
SOMERSET			53	100%	53
TOWERS HOME CARE☐		49	4	8%	53
CHILDREN'S HOSPITAL OF ALABAMA		52	1	2%	53
INTERNAL MEDICINE ASSOCIATES PA		49	4	8%	53
UHEALTH AT FISHER ISLAND			53	100%	53
ALLIANCE PEDIATRICS		24	29	55%	53
QUOTIENT SCIENCES LABS LLC			53	100%	53
Gabisa Medical LLC		53			53
MARQUIS LABS, LLC		52	1	2%	53
INTERNAL MEDICINE SPECIALIST		46	6	12%	52
PROMEDICA SENIOR LIVING		51	1	2%	52
ALEXANDER NININGER STATE VETERANS		52			52
ADVENT HEALTH		49	3	6%	52
LEVY COUNTY DEPARTMENT OF HEALTH		36	16	31%	52
MICHAEL AKPEKE MD		43	9	17%	52
SNH BRFL TENANT LLC	2	50			52
VPA PC LAB		48	4	8%	52
JENNIFER J CHIAVETTA-GRLSANTI DC		40	12	23%	52
SONATA BOCA RATON		48	4	8%	52
PALM RIVER COMMUNITY HEALTH CENTER		46	5	10%	51
WEST VOLUSIA FAMILY AND SPORTS MEDICINE		50	1	2%	51
GOOD HEARTS COVID TESTING		8	43	84%	51
GATEWAY CARE CENTER		50	1	2%	51
AVANTE ST CLOUD		48	3	6%	51
LPG PEDIATRICS AT PAGE FIELD		50	1	2%	51
GULFVIEW MEDICAL INSTITUTE		51			51
FINLAY CLINICAL LABORATORY		20	31	61%	51
INN AT ASTON GARDENS AT PELICAN POINTE,THE		46	4	8%	50
BETHUNE-COOKMAN UNIVERSITY		32	18	36%	50
Jupiter Medical Center Pavilion		49	1	2%	50
TRADITIONAL HOME HEALTH OF PALM BEACH INC		49	1	2%	50
DAVID POSNACK JEWISH DAY SCHOOL		50			50
ADVENT HEALTH CENTRA CARE - EAST ORLANDO		21	29	58%	50
ROCHESTER GENERAL HOSPITAL LABORATORY		46	4	8%	50
WALGREENS #10373		48	2	4%	50
ORCHID COVE AT DAYTONA		45	5	10%	50
ATRIA PARK OF LAKE FOREST (WG HERITAGE LF LLC)		49	1	2%	50
VALENCIA HOUSE ALF		49	1	2%	50
BUECHELE DENTAL PA DBA CLERMONT FAMILY DENTISTRY		41	9	18%	50

COVID-19: testing by laboratory

Data through Feb 16, 2021 verified as of Feb 17, 2021 at 09:25 AM

Data in this report are provisional and subject to change.

The numbers in the table below represent the number of Florida and non-Florida residents for whom test results were received by the Department of Health. A person can be tested by more than one laboratory and can have both positive and negative results. **Therefore, the sum of the numbers in each column will be larger than the total number of people tested.**

Reporting lab	Inconclusive	Negative	Positive	Percent positive	Total
PENNSYLVANIA DEPARTMENT OF HEALTH BUREAU OF LABORATORIES			50	100%	50
GENEDX		37	13	26%	50
SOFT CELL LABORATORIES		45	4	8%	49
RAPID RELIABLE TESTING NY LLC		44	5	10%	49
ALLEGRO		47	2	4%	49
FLORIDA HEALTH CARE DELAND			49	100%	49
TREASURE COAST FORENSIC TREATMENT CTR		28	21	43%	49
NORTHBROOK CENTER FOR		47	2	4%	49
ADVENT HEALTH - MOUNT DORA		9	40	82%	49
SOS MOBILE MEDICAL CARE LLC		39	10	20%	49
USF		1	48	98%	49
ARDEN COURTS OF SARASOTA		33	16	33%	49
SOUTHEAST ALABAMA MEDICAL CENTER			49	100%	49
LIFESTREAM BEHAVIORIAL CENTER		30	19	39%	49
S-H THIRTY FIVE OPCO - ORANGE CITY, LLC		39	10	20%	49
SUPERIOR RESIDENCES OF LECANTO		34	15	31%	49
SOLARIS SENIOR LIVING NORTH NAPLES		48	1	2%	49
81ST MEDICAL GROUP		28	21	43%	49
WEST ISLIP URGENT CARE		45	4	8%	49
HIALEAH HOSPITAL RESPIRATORY DEPT			48	100%	48
HEALTH FIRST - CAPE CANAVERAL HOSPITAL		1	47	98%	48
NAPLES PEDIATRICS INC		43	5	10%	48
COURTYARD GARDENS OF JUPITER		48			48
CAREMED INTERNAL MEDICINE		30	18	38%	48
BONITA PHARMACY		47	1	2%	48
SEWANEE MOLECULAR DIAGNOSTICS LABORATO		48			48
BAY CENTER HURRICANE SHELTER		48			48
CARE CENTERS OF NASSAU LLC MINER ROAD SOUTH		48			48
THE TERRACE OF JACKSONVILLE		3	45	94%	48
GRAND OAKS OF PALM CITY LLC	1	41	6	13%	48
PANCARE HEALTH - FREEPORT CLINIC SUITE B		39	9	19%	48
INN AT THE FOUNTAINS, THE		34	14	29%	48
FIRST CHOICE PEDIATRICS INC		44	4	8%	48
RAINBOW PEDIATRICS PC LLC / BREAKFAST POINT		38	10	21%	48
PREMIER MEDICAL ASSOCIATES		46	2	4%	48
DOH		23	25	52%	48
NORTH CENTRAL BRONX HOSPITAL		45	2	4%	47
POPLAR HEALTHCARE PLLC	1	11	35	74%	47
PHILLIPPE RIDGE		35	12	26%	47
BARNES HEALTHCARE OF FLORIDA LLC		44	3	6%	47
DEVELOPMENTAL DISABILITIES DEFENDANT PROGRAM		45	2	4%	47
NAVARRE GARDENS		41	6	13%	47
MID FLORIDA PRIMARY CARE PA		35	12	26%	47
ROCKLEDGE REGIONAL MEDICAL CENTER		30	17	36%	47
CAPE REGIONAL MEDICAL CENTER		45	2	4%	47
LITTLE NECK URGENT CARE		45	2	4%	47
INTERLAB		1	46	98%	47

COVID-19: testing by laboratory

Data through Feb 16, 2021 verified as of Feb 17, 2021 at 09:25 AM

Data in this report are provisional and subject to change.

The numbers in the table below represent the number of Florida and non-Florida residents for whom test results were received by the Department of Health. A person can be tested by more than one laboratory and can have both positive and negative results. **Therefore, the sum of the numbers in each column will be larger than the total number of people tested.**

Reporting lab	Inconclusive	Negative	Positive	Percent positive	Total
BMCB MOLECULAR DIAGNOSTIC SUBSECTION		45	2	4%	47
PRACTICE MANAGEMENT OF AMERICA, INC.		7	39	85%	46
ADVENT HEALTH EXPRESS CARE		4	42	91%	46
PALM BAY HOSPITAL			46	100%	46
HARTFORD HEALTH SERVICES LLC		46			46
ADVENT HEALTH MEDICAL GROUP OB GYN AT		40	6	13%	46
H LEE MOFFITT CANCER CENTER MICRO		46			46
FHMG_CTR FOR SENIOR HEALTH		41	5	11%	46
GOLDEN POND COMMUNITIES		46			46
HOME CARE PHARMACY		46			46
ST CLOUD PHYSICIAN MANAGEMENT LLC DBA ST CLOUD		27	19	41%	46
COLLIER BLVD HMA PHYSICIAN MANAGEMENT LLC		46			46
EAST MANATEE FAMILY	1	1	44	96%	46
KAPG ST AUGUSTINE SENIOR HOUSING OPCO LLC		37	9	20%	46
PREMIER PLACE HEALTHCARE AT THE GLENVIEW		46			46
MOBILE DOC FL, LLC		29	16	36%	45
ST JOHNS COUNTY DETENTION CENTER		45			45
COLLIER URGENT CARE CENTERS		44	1	2%	45
GENTIVA HEALTH SERVICES CERTIFIED INC		42	3	7%	45
KEYSTYLE LIVING LLC	1	43	1	2%	45
CDR MAGUIRE INC	1	7	37	82%	45
REDI-MED WALK-IN FAMILY CARE			45	100%	45
WINTER GARDEN REHAB AND NURSING CENTER		41	4	9%	45
ROSECASTLE OF JACKSONVILLE LLC		44	1	2%	45
NEOGENOMICS LABORATORIES INC		45			45
SOUTHPORT SQUARE HARBOUR HEALTH		45			45
FAMILY EXTENDED CARE OF WINTER HAVEN		43	2	4%	45
WEST		31	14	31%	45
STUART URGENT CARE			45	100%	45
MORTON PLANT HOSPITAL NURSING			45	100%	45
BARNETT PARK		2	42	95%	44
BARTRAM CROSSING		44			44
QHC UPSTATE MEDICAL PC		36	8	18%	44
FLORIDA HOSPITAL		28	16	36%	44
NIGHT LITE PEDIATRICS CENTER LLC		10	34	77%	44
ALLIANCE OF PHYSICIANS AGAINST COVID-19			44	100%	44
PEDIATRICS OF CENTRAL FLORIDA – SAINT CLOUD	2	40	2	5%	44
KINDRED HOSPITAL CENTRAL TAMPA BLOOD GAS	1	38	5	11%	44
TGH URGENT CARE POWERED BY FAST TRACK			43	100%	43
LAKE MARY KIDS CENTRA CARE		33	10	23%	43
UNIVERSITY OF WEST FLORIDA, THE		42	1	2%	43
Gulf Shore Care Center		38	5	12%	43
BRANCH MEDICAL CLINIC			43	100%	43
CITYMD OF MANAHAWKIN		41	2	5%	43
SAFARI PEDIATRICS PA		42	1	2%	43
ERDOX		41	2	5%	43
MORTON PLANT			43	100%	43

COVID-19: testing by laboratory

Data through Feb 16, 2021 verified as of Feb 17, 2021 at 09:25 AM

Data in this report are provisional and subject to change.

The numbers in the table below represent the number of Florida and non-Florida residents for whom test results were received by the Department of Health. A person can be tested by more than one laboratory and can have both positive and negative results. **Therefore, the sum of the numbers in each column will be larger than the total number of people tested.**

Reporting lab	Inconclusive	Negative	Positive	Percent positive	Total
Guardian Care Nursing and Rehabilitation Center		43			43
EAST HILL PHARMACY		28	15	35%	43
RADIOLOGY ASSOCIATES OF VENICE AND ENGLEWOOD		41	2	5%	43
LARA HEALTH AND WELLNESS CENTER LLC		43			43
FAST PACE MEDICAL CLINIC, PLLC		37	6	14%	43
WOLFF CTR FOR CHILD & ADOLESCENT HEALTH PLLC,THE		26	17	40%	43
PRINCETON VILLAGE☐		39	4	9%	43
PATRICK AIR FORCE BASE		3	40	93%	43
Citymd Of Toms River		36	6	14%	42
GATTOLINE ENTERPRISES, INC. DBA FAMILY CARE PHARMACY		36	6	14%	42
LINCOLN DIAGNOSTIC LAB		40	2	5%	42
PERSONAL PEDIATRICS		37	5	12%	42
ISLAND URGENT CARE PLLC		40	2	5%	42
FELICIDAD MEDICAL CENTER			42	100%	42
NEW YORK PRESBYTERIAN - QUEENS DIAGNOSTIC		41	1	2%	42
EMERGENCY PHYSICIANS MEDICAL CENTER LLC		25	17	40%	42
MAIMONIDES-SHALOM ACADEMY, INC		41	1	2%	42
SUWANNEE COUNTY SHERIFF OFFICE		39	3	7%	42
SAN CARLOS PHARMACY		38	4	10%	42
MINUTECLINIC DIAGNOSTIC OF NEW JERSEY		35	7	17%	42
CLINICAL LABORATORY		42			42
BRP SH OPCO LLC		42			42
ECOLAB GROUP		8	34	81%	42
Atlantic Shore Nursing and Rehab		42			42
ESCAMBIA COUNTY JAIL DETENTION DIVISION		41	1	2%	42
WALGREENS 3145		39	3	7%	42
ADVENT HEALTH - LAKE WALES		29	12	29%	41
FLORIDA HOSPITAL NEW SMYRNA		4	37	90%	41
PEDIATRICS OF CENTRAL FLORIDA KISSI		33	8	20%	41
NEXT MOLECULAR ANALYTICS		11	30	73%	41
NORTH FLORIDA / SOUTH GEORGIA VETERANS HEALTH SYSTEM			41	100%	41
PruittHealth Fleming Island		30	11	27%	41
WG EVERGREEN WOODS SH LLC		41			41
BRONX LEBANON HOSPITAL-MEDICAL CENTER		37	4	10%	41
URGENT CARE & WELLNESS CENTER		10	30	75%	40
PACIFICA SENIOR LIVING OCALA		35	5	13%	40
DOH-WEST PALM BEACH BRANCH LABORATORY		2	38	95%	40
TAMPA BAY CONCIERGE DOCTOR, LLC		38	2	5%	40
FIRST CHOICE URGENT CARE		10	30	75%	40
CENTRA CARE – LAKE NONA		4	36	90%	40
MINUTECLINIC DIAGNOSTIC OF KANSAS, PA		34	6	15%	40
ROYAL PALM SENIOR RESIDENCE		40			40
NORTH CAROLINA DEPARTMENT OF HEALTH & HUMAN SERVICES	1		39	98%	40
HOLMES COUNTY HEALTH DEPARTMENT		31	9	23%	40
PRIDE DIAGNOSTICS		24	16	40%	40
CVS MINUTE CLINIC		1	39	98%	40
LONGLEAF DIAGNOSTIC LABORATORIES		11	29	73%	40

COVID-19: testing by laboratory

Data through Feb 16, 2021 verified as of Feb 17, 2021 at 09:25 AM

Data in this report are provisional and subject to change.

The numbers in the table below represent the number of Florida and non-Florida residents for whom test results were received by the Department of Health. A person can be tested by more than one laboratory and can have both positive and negative results. **Therefore, the sum of the numbers in each column will be larger than the total number of people tested.**

Reporting lab	Inconclusive	Negative	Positive	Percent positive	Total
TROPICANA MANUFACTURING COMPANY INC		37	3	8%	40
ARTHREX MEDICAL CENTER		22	18	45%	40
BETHESDA HEALTH URGENT CARE		3	37	93%	40
LANDMARK HOSPITAL SOUTHWEST FLORIDA LLC		39	1	3%	40
University Hills health and Rehabilitation		30	10	25%	40
CLINICAL PATHOLOGY LABORATORIES, INC		40			40
CAPITAL REGIONAL MEDICAL CENTER		2	38	95%	40
CARE 4 U MANAGEMENT, INC			39	100%	39
CSL PLASMA INC		7	32	82%	39
BROOKDALE VERO BEACH SOUTH AL		39			39
CEDAR CREEK AT KINGS BAY INC		39			39
HERNANDO ENDOSCOPY AND SURGERY CENTER		31	8	21%	39
MEDEX MEDICAL EXPRESS OF PALATKA LLC			39	100%	39
ERIC C MRSHAL, MD, PC #1842		37	2	5%	39
BIG BEND CARES, INC		35	4	10%	39
LOURDES HOSPITAL INC		37	2	5%	39
JUNIPER VILLAGE AT CAPE CORAL		34	5	13%	39
PLAINVIEW URGENT CARE		37	2	5%	39
CLINICAL RESEARCH SEQUENCING PLATFORM		8	31	79%	39
GUYAN VALLEY WELLNESS CENTER		32	7	18%	39
ADVENT HEALTH CENTRA CARE - LAKELAND		30	9	23%	39
THE GOOD SHEPARDS OF DELAND-WEST		38	1	3%	39
BAY COUNTY JAIL ANNEX		34	5	13%	39
FLORIDA STATE HOSPITAL CLINICAL LABORATORY		39			39
CAMPBELL URGENT CARE			39	100%	39
NICEVILLE URGENT CARE		3	35	92%	38
SPRING MANOR ASSISTED LIVING		38			38
FLORIDA DEPARMENT OF HEALTH CLAY COUNTY		25	13	34%	38
MISSION OAKS ASSISTED LIVING□		36	2	5%	38
BRIDGEVIEW CENTER LLC□		27	11	29%	38
CCRC @ SUNFLOWER LLC		35	3	8%	38
MARIANNA HEALTH AND REHABILITATION CENTER		37	1	3%	38
INSTITUTE OF PATHOLOGY KINGS COUNTY		37	1	3%	38
BENTON HOUSE OF ST. JOHNS		36	2	5%	38
CENTRAL FLORIDA PEDIATRICS		13	25	66%	38
BOND CLINIC, PA		9	29	76%	38
AUTUMN OF SARASOTA		12	26	68%	38
CITRUS COUNTY HEALTH DEPARTMENT		34	4	11%	38
AVALON PARK RETIREMENT RESIDENCE		37	1	3%	38
UNIVERSITY OF ALABAMA		35	3	8%	38
CARE CENTERS OF NASSAU, LLC - HENDRICKS RD		38			38
SOUTHSIDE HOSPITAL NORTHWELL HEALTH LABORATORY		32	6	16%	38
VIP WALK IN CLINIC		19	19	50%	38
STEWART MEDICAL GROUP, INC		21	17	45%	38
WG BAYPOINT VILLAGE SH LLC		38			38
MERCY MEDICAL URGENT CARE CENTER INC		8	30	79%	38
ADVENTIST HEALTH SYSTEM FLORIDA		26	12	32%	38

COVID-19: testing by laboratory

Data through Feb 16, 2021 verified as of Feb 17, 2021 at 09:25 AM

Data in this report are provisional and subject to change.

The numbers in the table below represent the number of Florida and non-Florida residents for whom test results were received by the Department of Health. A person can be tested by more than one laboratory and can have both positive and negative results. **Therefore, the sum of the numbers in each column will be larger than the total number of people tested.**

Reporting lab	Inconclusive	Negative	Positive	Percent positive	Total
HOMEWOOD RESIDENCE AT FREEDOM PLAZA		37	1	3%	38
MOLECULAR DIAGNOSTICS		5	33	87%	38
ACCURATE DIAGNOSTIC LAB		35	2	5%	37
PATHOGENIUS LABORATORIES		30	7	19%	37
TAYLORVILLE FAMILY MEDICINE		30	7	19%	37
HOLY NAME HOSPITAL LABORATORY		36	1	3%	37
PONCE THERAPY CARE CENTER		34	3	8%	37
FAMILY EXTENDED CARE OF SEBRING INC		35	2	5%	37
INNOVATION CLINICAL TRIALS, INC			37	100%	37
NORTHWELL HEALTH PLAINVIEW HOSPITAL LABORATORY		28	9	24%	37
UNION MEDICAL CARE PLLC		37			37
ST AUGUSTINE PEDIATRIC ASSOC		33	4	11%	37
PREMIER COMMUNITY HEALTHCARE GROUP INC		36	1	3%	37
S-H THIRTY FIVE OPCO - LUTZ, LLC		36	1	3%	37
BOULEVARD REHABILITATION CENTER		24	13	35%	37
THE COLLIER AT NAPLES		36	1	3%	37
IMA MEDICAL GROUP POINCIANA		14	23	62%	37
ONE MILO		37			37
PREMISE HEALTH MIA		1	36	97%	37
HOLZER HEALTH CENTER		5	32	86%	37
HR SARASOTA OPERATOR LLC		25	12	32%	37
CONNECTICUT DEPARTMENT OF HEALTH		22	15	41%	37
BIOFIRE		7	29	81%	36
PATRICK MANOR INCORPORATED		36			36
BVL/LITTLE ANGEL PEDIATRICS		36			36
GRAMERCY PARK URGENT CARE		35	1	3%	36
RENAISSANCE AT THE TERRACES		35	1	3%	36
ROYAL CARE OF AVON PARK		33	3	8%	36
MINUTE CLINIC INCORPORATE		30	6	17%	36
MID-FLORIDA PATHOLOGY, LLC		29	6	17%	35
A & R RESEARCH GROUP		30	5	14%	35
PATHGROUP		9	26	74%	35
TERRACE AT HOBE SOUND, THE	1	31	3	9%	35
STAT ONE URGENT CARE CENTER		2	33	94%	35
HARMONY HEALTH OPCO, LLC		15	20	57%	35
IRL		4	31	89%	35
EASTERN SHORE URGENT CARE		24	11	31%	35
WUESTHOFF MEMORIAL HOSPITAL			35	100%	35
P23 LABS		35			35
BELVEDERE COMMONS OF SUN CITY CENTER		35			35
CORRECTIONAL MEDICAL GROUP		27	8	23%	35
BAYSHORE PATHOLOGY CONSULTANTS PA		34	1	3%	35
REGENCY OAKS HEALTH CENTER		33	2	6%	35
NEUROINTERNATIONAL SARASOTA		32	3	9%	35
ADVENT HEALTH - FISH MEMORIAL		2	33	94%	35
PARKSIDE HEALTH AND REHABILITATION CENTER			35	100%	35
MEDCOMP SCIENCES			34	100%	34

COVID-19: testing by laboratory

Data through Feb 16, 2021 verified as of Feb 17, 2021 at 09:25 AM

Data in this report are provisional and subject to change.

The numbers in the table below represent the number of Florida and non-Florida residents for whom test results were received by the Department of Health. A person can be tested by more than one laboratory and can have both positive and negative results. **Therefore, the sum of the numbers in each column will be larger than the total number of people tested.**

Reporting lab	Inconclusive	Negative	Positive	Percent positive	Total
ST LUCIE COUNTY JAIL		25	9	26%	34
THE MERIDIAN AT BOCA RATON	1	33			34
RASHDA ALBIBI M.D. P.A.		31	3	9%	34
DUVAL PHARMACY		25	9	26%	34
ENCOMPASS HEALTH REHABILITATION HOSPITAL OF LARGO		31	3	9%	34
COLLIER HMA PHYSICIAN MANAGEMENT LLC		26	8	24%	34
LUTHERAN HAVEN EXTENDED CONGREGATE CAR		34			34
ST. MARYS MEDICAL CENTER		1	33	97%	34
CROSSROADS URGENT CARE		20	14	41%	34
STETSON UNIVERSITY STUDENT HEALTH CENTER		3	31	91%	34
LONG TERM CARE OF GULF BREEZE LLC		30	4	12%	34
CALHOUN COUNTY HEALTH DEPT		13	21	62%	34
REDI-MED WALK IN FAMILY CLINIC			34	100%	34
GRAND AVENUE RX			34	100%	34
COLLIER PHARMACY		28	6	18%	34
TUSCAN GARDENS OF DELRAY BEACH MANAGEMENT COMPANY,		34			34
JOHN KNOX VILLAGE OF CENTRAL FLORIDA		30	4	12%	34
POARCH BANC CREEK INDIANS TRIBAL HEALTH DEPARTMENT			34	100%	34
BRADFORD COUNTY HEALTH DEPARTMENT		33	1	3%	34
GRAND VILLA OF DELAND		30	4	12%	34
PARAMOUNT WALK-IN CLINIC		1	33	97%	34
ANDALUSIA HEALTH		17	17	50%	34
LONG ISLAND JEWISH MED CTR		31	3	9%	34
PRMG - EAST NAPLES		23	11	32%	34
BOND CLINIC		3	30	91%	33
SANFORD MOBILE LAB PGA TOUR		32	1	3%	33
UNIVERSITY HOSPITAL		28	5	15%	33
ATRIA SAN PABLO		31	2	6%	33
PHYSICIAN ASSOCIATES LLC		26	7	21%	33
WESTWOOD NURSING AND REHABILITATION		28	5	15%	33
PANCARE HEALTH - BAY COUNTY - YOUNGSTOWN		29	4	12%	33
GREENRIDGE GROUP HOME	3	11	19	58%	33
Kensington Gardens		33			33
PHOSPHORUS DIAGNOSTICS		27	6	18%	33
FLORIDA PEDIATRIC GROUP PA		28	5	15%	33
OPTUMCARE SOUTH FLORIDA, LLC		26	7	21%	33
CORAL HOUSE ASSISTED LIVING COMMUNITY LLC		33			33
PECONIC BAY MEDICAL CENTER LABORATORY		25	8	24%	33
COMPLETE HOME CARE OF THE PALM BEACHES LLC		31	2	6%	33
AHEC CLINIC		2	31	94%	33
MICHAEL A VENAZIO MD		30	3	9%	33
ATRIA WILLOW WOOD		32	1	3%	33
LYSTER ACH FT RUCKER AL		30	3	9%	33
AESTHETIC ENHANCEMENTS		33			33
BENTLEY VILLAGE II		24	9	27%	33
FHMG-FLORIDA HOSPITAL MEDICAL GROUP		24	9	27%	33
THE SPRINGS OF PARC HILL		32	1	3%	33

COVID-19: testing by laboratory

Data through Feb 16, 2021 verified as of Feb 17, 2021 at 09:25 AM

Data in this report are provisional and subject to change.

The numbers in the table below represent the number of Florida and non-Florida residents for whom test results were received by the Department of Health. A person can be tested by more than one laboratory and can have both positive and negative results. **Therefore, the sum of the numbers in each column will be larger than the total number of people tested.**

Reporting lab	Inconclusive	Negative	Positive	Percent positive	Total
METRO KNOXVILLE HMA		25	8	24%	33
AHSE ROP		32	1	3%	33
ASHTON PLACE	3	26	4	12%	33
FREEDOM SQUARE NURSING CENTER□		25	8	24%	33
MAINSTREET FAMILY URGENT CARE		1	32	97%	33
MINUTECLINIC DIAGNOSTIC OF RHODE ISLAND, LLC #1544		32	1	3%	33
PORT SAINT JOHN FAMILY PRACTICE		21	12	36%	33
AYERS NURSING AND REHABILITATION CENTER		33			33
DEPT OF VA MED CENTE-WEST PALM BEACH			33	100%	33
VILLAGE ON THE ISLE□		27	5	16%	32
IPSUM DIAGNOSTICS		3	29	91%	32
LAKE INTERNAL MEDICINE ASSOCIATES PA		27	5	16%	32
BRANDON COMMUNITY HEALTH CENTER		24	8	25%	32
BIGGERS FAMILY MEDICINE PA		31	1	3%	32
AVOW HOSPICE INC		32			32
NIGHT LITE PEDIATRICS URGENT CARE CENTER			32	100%	32
CDR MAGUIRE - MIAMI BEACH CC MISSION 17388		2	30	94%	32
Heartland Health Care Center North Sarasota		18	14	44%	32
VETERANS HOME			32	100%	32
NIGHT LITE PEDIATRIC CENTER		10	22	69%	32
VETERAN AFFAIRS MEDICAL CENTER - JAMES J PETERS		30	2	6%	32
IMA MEDICAL CENTER		19	13	41%	32
OPIS COQUINA CENTER		32			32
TRADITIONAL HOME CARE INC		31	1	3%	32
JACKSON HEALTH SYSTEM		1	31	97%	32
WESTMINSTER ST AUGUSTINE		32			32
DOT DOC SARASOTA		30	2	6%	32
MICHAEL J D'AMBROSE MD PA		29	2	6%	31
BENTLEY CARE CENTER		31			31
Consulate Health Care of Orange Park		27	4	13%	31
SOUTHEASTERN OUTPATIENT SURGERY CENTER		28	3	10%	31
ADVANCE URGENT CARE CENTER, LLC		1	30	97%	31
OCOEE PEDIATRICS		24	7	23%	31
REGENCY PARK ASSISTED LIVING FACILITY		29	2	6%	31
CAREHERE LAKE SCHOOLS EMPLOYEE HEALTH CENTER		20	11	35%	31
ADVENTHEALTH MEDICAL GROUP FAMILY MEDICINE AT RDV		31			31
UNIPATH		24	7	23%	31
MAKO MEDICAL		17	14	45%	31
MINUTECLINIC DIAGNOSTIC OF HAWAII LLC		28	3	10%	31
INTERCOASTAL MEDICAL GROUP			31	100%	31
WASHINGTON COUNTY HEALTH DEPARTMENT		19	12	39%	31
PROFESSIONAL PEDIATRICS		29	2	6%	31
FAMILY HEALTH CENTER		18	13	42%	31
AMERICAN ESOTERIC LABORATORIES		15	16	52%	31
COLLIER ANESTHESIA PAIN LLC		31			31
DISCOVERY COMMONS AT BRADENTON		31			31
SILVER LAKE PEDIATRICS PA		27	4	13%	31

COVID-19: testing by laboratory

Data through Feb 16, 2021 verified as of Feb 17, 2021 at 09:25 AM

Data in this report are provisional and subject to change.

The numbers in the table below represent the number of Florida and non-Florida residents for whom test results were received by the Department of Health. A person can be tested by more than one laboratory and can have both positive and negative results. **Therefore, the sum of the numbers in each column will be larger than the total number of people tested.**

Reporting lab	Inconclusive	Negative	Positive	Percent positive	Total
BROOKDALE CANOPY OAKS			31	100%	31
LabCorp L#09258130 M#09258125		12	19	61%	31
HILA BECKERMAN MD LLC	1	29	1	3%	31
AMEERAH LABS			30	100%	30
ALWAYS BEST CARE SENIOR SERVICES		27	3	10%	30
HERITAGE WATERSIDE		27	3	10%	30
VILLA COURT LLC		30			30
UR CARE FAMILY AND SPORTS MEDICINE			30	100%	30
WALK IN MEDICAL URGENT CARE		30			30
THE TERRACE AT IVY ACRES ALF		11	19	63%	30
CLINCLOUD, LLC			30	100%	30
FLORIDA DEPARTMENT OF HEALTH IN MONROE COUNTY		26	4	13%	30
BOCA BIOLISTIC REFERENCE LAB			30	100%	30
ADVENT HEALTH PRIMARY CARE PLUS, WINTER GARDEN		26	4	13%	30
MADISON COUNTY MEMORIAL HOSPITAL LABORATORY		14	16	53%	30
LAKELAND REGIONAL HEALTH GATEWAY CENTER		7	23	77%	30
MINUTE CLINIC LLC #2216		28	2	7%	30
KEY WEST MEDICAL CENTER	1	28	1	3%	30
ALAN A SMITH MD LLC		29	1	3%	30
NCHD		16	14	47%	30
Okeechobee Health Care Facility		16	14	47%	30
MIDDLETOWN MEDICAL P C		21	9	30%	30
WEINBERG VILLAGE		28	1	3%	29
PRO HEALTH HARMONY		29			29
HEALTH FIRST - VIERA HOSPITAL		1	28	97%	29
P4CLINICAL	3	2	24	83%	29
MAGNOLIA DIAGNOSTICS, LLC		3	26	90%	29
EASYCARE WALK-IN CLINIC		11	18	62%	29
SUMTER PEDIATRICS		27	2	7%	29
PALM GARDEN OF JACKSONVILLE		27	2	7%	29
COUNTY OF LOS ANGELES			29	100%	29
UNIV OF ROCHESTER-STRONG MEMORIAL HOSP		28	1	3%	29
COMMUNITY MEDICAL CARE CENTER INC			29	100%	29
Conway Lakes Health and Rehabilitation Center		29			29
UNIVERSITY MEDICAL CTR OF PRINCETON AT		27	2	7%	29
MILLENIA ADVANCED SCIENTIFIC LLC			29	100%	29
VIKOR SCIENTITIC			29	100%	29
ALABAMA CLINICS		15	14	48%	29
MIAMI CLINICAL RESEARCH CORP			29	100%	29
LAKE CO EMPLOYEE HEALTH AND WELLNESS CENTER		27	2	7%	29
GARDENS HEALTH NH LLC		29			29
COMPREHENSIVE CHILDCARE		23	6	21%	29
SUNTREE INTERNAL MEDICINE		29			29
RENAISSANCE SENIOR LIVING	1	28			29
PANCARE HEALTH - BONIFAY K-8			29	100%	29
NORTH FLORIDA PEDIATRICS - JACKSONVILLE		25	4	14%	29
FAMILY CARE PARTNERS URGENT CARE LLC		23	6	21%	29

COVID-19: testing by laboratory

Data through Feb 16, 2021 verified as of Feb 17, 2021 at 09:25 AM

Data in this report are provisional and subject to change.

The numbers in the table below represent the number of Florida and non-Florida residents for whom test results were received by the Department of Health. A person can be tested by more than one laboratory and can have both positive and negative results. **Therefore, the sum of the numbers in each column will be larger than the total number of people tested.**

Reporting lab	Inconclusive	Negative	Positive	Percent positive	Total
EVERLYWELL		16	13	45%	29
NURSES HELPING HANDS INC ALF		29			29
NEMOURS CHILDRENS CLINIC		22	7	24%	29
UNION MEDICAL CARE		29			29
DUVAL COUNTY HEALTH DEPARTMENT		28			28
FLAGLER HOSPITAL INC	2		26	93%	28
KEY PRIMARY CARE			28	100%	28
PORT ST LUCIE HOSPITAL		25	3	11%	28
ASTORIA HEALTH AND REHABILITATION CENTER		27	1	4%	28
WARDE MEDICAL LABORATORY		20	8	29%	28
ISLAMORADA VILLAGE OF ISLANDS FIRE RESCUE		26	2	7%	28
STATEN ISLAND UNIVERSITY HOSPITAL-POUCH		28			28
JAMAICA HOSPITAL MEDICAL CENTER		26	2	7%	28
DAVID LAWRENCE CENTER		24	4	14%	28
BROOKDALE PHILLIPPI CREEK			28	100%	28
EDEN AT CRESTVIEW		12	16	57%	28
AMMON ANALYTICAL LABORATORIES		24	4	14%	28
LAKELAND NURSING AND REHABILITATION CENTER			28	100%	28
BAY STREET PHARMACY☐		26	2	7%	28
ACTIVE SENIOR LIVING		26	2	7%	28
SONORAN DESERT PATHOLOGY ASSOCIATES		2	26	93%	28
FAMILY CARE PARTNERS		18	10	36%	28
GRACE MEDICAL HOME		20	8	29%	28
LAKE MARY - STIRLING CENTER SUITE 202			28	100%	28
Cleveland Clinic Laboratories		4	24	86%	28
MARION PEDIATRICS PA		21	7	25%	28
BULLS HEAD URGENT CARE		27	1	4%	28
WELLMED AT NEW TAMPA		22	6	21%	28
THE TRADITION OF THE PALM BEACHES		27	1	4%	28
FLORIDA ATLANTIC UNIVERSITY		25	3	11%	28
LAKE PLACID HEALTH AND REHABILITATION		1	27	96%	28
CDC		17	11	39%	28
PINELLAS INTERNAL MEDICINE ASSOCIATES	1	26	1	4%	28
LIGHTHOUSE PEDIATRICS OF NAPLES		24	4	14%	28
RIVERHEAD URGENT CARE		26	1	4%	27
SUNCOAST LABS			27	100%	27
Bon Secours Maria Manor		22	5	19%	27
ACCESS 365 URGENT CARE		8	19	70%	27
CHILDRENS MEDICAL CENTER			27	100%	27
SPANISH RIVER HIGH SCHOOL ESE		23	4	15%	27
SANTA BARBARA CARE CENTER		17	10	37%	27
BAPTIST PRIMARY BLACK CREEK SOUTH			27	100%	27
HARBORCHASE OF WELLINGTON CROSSING		25	2	7%	27
Wiregrass Rehabilitation Center and Nursing Home		26	1	4%	27
BROOKDALE SOUTHPPOINT			27	100%	27
HEALTHPARK MEDICAL CENTER ABG LAB		26	1	4%	27
NATIONAL MENTOR HEALTHCARE LLC			27	100%	27

COVID-19: testing by laboratory

Data through Feb 16, 2021 verified as of Feb 17, 2021 at 09:25 AM

Data in this report are provisional and subject to change.

The numbers in the table below represent the number of Florida and non-Florida residents for whom test results were received by the Department of Health. A person can be tested by more than one laboratory and can have both positive and negative results. **Therefore, the sum of the numbers in each column will be larger than the total number of people tested.**

Reporting lab	Inconclusive	Negative	Positive	Percent positive	Total
UCLA HEALTHCARE CLINICAL LABS		23	4	15%	27
LONG ISLAND UNIVERSITY - POST CAMPUS		27			27
MINUTE CLINIC, LLC DBA MINUTECLINIC #4505		25	2	7%	27
BASSETTI MEDICAL RESEARCH INC		21	6	22%	27
FAST PACE MEDICAL CLINIC		24	3	11%	27
BROOKDALE BRANDON	1	26			27
EXPRESS CARE OF BELLEVIEW		27			27
URGENT CARE CENTER			27	100%	27
PREMIER URGENT CARE CENTER LLC			27	100%	27
LABORATORY ALLIANCE OF CENTRAL NEW YORK		26	1	4%	27
LEXINGTON PLACE SENIOR LIVING COMMUNITY		27			27
ATLAN		23	4	15%	27
WIREGRASS CLINIC LLC		21	5	19%	26
LAKES DIALYSIS CENTER INC			26	100%	26
TGH URGENT CARE - RIVERVIEW			26	100%	26
COLORADO DEPARTMENT OF HEALTH LABORATORY SERVICES DIVISION			26	100%	26
ADVANCED URGENT CARE		12	14	54%	26
ENT AND ALLERGY ASSOCIATES OF FLORIDA LLC		25	1	4%	26
THE MINIER URGENT CARE		20	6	23%	26
PALMS, THE		26			26
VETERANS AFFAIRS MEDICAL CENTER - NEW YORK HARBOR		25	1	4%	26
WAKULLA COUNTY HEALTH DEPARTMENT		12	14	54%	26
MONTEFIORE NEW ROCHELLE HOSPITAL		24	2	8%	26
CERON PEDIATRICS & INTEGRATIVE MEDICIN		26			26
LPG CONVENIENT CARE AT METRO		25	1	4%	26
OAKTREE HEALTHCARE			26	100%	26
MIRIMUS CLINICAL LABS		12	14	54%	26
ADVENT HEALTH PARTIN SETTLEMENT HEALTH PARK		18	8	31%	26
PALM BEACH COUNTY FIRE RESCUE		24	2	8%	26
URGENT FAMILY CARE INC		23	3	12%	26
ATRIA LADY LAKE		26			26
BROWARD HEALTH IMPERIAL POINT NURSING			26	100%	26
DCH REGIONAL MEDICAL CENTER LABORATORY		25	1	4%	26
LOT HEALTH SERVICES☐	1	25			26
LOOP PEDIATRICS		22	4	15%	26
STUART REHABILITATION AND HEALTHCARE		12	14	54%	26
CHILDREN'S MEDICAL CENTER			26	100%	26
BODYK		22	4	15%	26
PERDIDO URGENT CARE		1	25	96%	26
PULMONARY SPECIALISTS OF THE PALM BEACHES		16	10	38%	26
MONCRIEF ARMY HEALTH CLINIC			26	100%	26
ST PETER'S BENDER LABORATORY		25	1	4%	26
WEST BROWARD CARE CENTER		24	2	8%	26
SOMA MEDICAL CENTER PA #3			25	100%	25
ABSOLUTE HEALTH INTERNAL MEDICINE AND PEDIATRICS		22	3	12%	25
WEISS PEDIATRIC CARE LLC		16	9	36%	25
MINUTECLINIC, LLC		21	4	16%	25

COVID-19: testing by laboratory

Data through Feb 16, 2021 verified as of Feb 17, 2021 at 09:25 AM

Data in this report are provisional and subject to change.

The numbers in the table below represent the number of Florida and non-Florida residents for whom test results were received by the Department of Health. A person can be tested by more than one laboratory and can have both positive and negative results. **Therefore, the sum of the numbers in each column will be larger than the total number of people tested.**

Reporting lab	Inconclusive	Negative	Positive	Percent positive	Total
D W MCMILLAN MEMORIAL HOSPITAL		14	11	44%	25
VASSAR BROTHERS MEDICAL CENTER LABORATORY		24	1	4%	25
GASTROENTEROLOGY ASSOCIATES OF PENSACOLA PA		22	3	12%	25
GULFSIDE HOSPICE INC		22	3	12%	25
MADWAR		19	6	24%	25
M&V SAN JOSE MEDICAL CENTER			25	100%	25
ADVENTHEALTH MEDICAL GROUP FAMILY MEDICINE		24	1	4%	25
KRYSTAL BAY NURSING AND REHABILITATION		21	4	16%	25
JUPITER MEDICAL CENTER PHYSICIANS GROUP, INC		22	3	12%	25
THE WATERMARK AT VISTAWILLA		25			25
UNION CHD		22	3	12%	25
WESTPAC LABS		1	24	96%	25
SANITAS		4	21	84%	25
PINES NURSING HOME		24	1	4%	25
SYNIVERSE WELLNESS CENTER		21	4	16%	25
ARCPPOINT LABS OF FORT LAUDERDALE		25			25
FEDERAL PRISON CAMP PENSACOLA			25	100%	25
WOMENS CARE FLORIDA LABORATORY		25			25
COLONY CARE CENTER		16	9	36%	25
RESIDENCE AT BAY VUE		24	1	4%	25
ST. CLOUD HOSPITAL		20	5	20%	25
AMELIA ASSISTED LIVING FACILITY		25			25
ADVENT HEALTH - LAKE MARY PEDIATRICS		16	9	36%	25
OAKMONTE VILLAGE		24	1	4%	25
EAST HILL MEDICAL GROUP		17	8	32%	25
EPIC REFERENCE LABS INC			25	100%	25
Lanier Rehab			25	100%	25
MINUTECLINIC DIAGNOSTIC OF RHODE ISLAND, LLC #212		25			25
RAINBOW PEDIATRICS		1	24	96%	25
RJ LEE GROUP	1	23	1	4%	25
TALLAHASSEE DEVELOPMENTAL CENTER		24	1	4%	25
NORTH PINELLAS CHILDRENS MEDICAL CENTER			24	100%	24
MINUTE CLINIC DIAGNOSTIC OF SC, LLC #75		23	1	4%	24
HEALTH MED CENTERS		24			24
THE LODGE AND REHABILITATION CENTER		9	15	63%	24
AIR, LAND & SEA PHYSICALS & CONSULTATIONS, LLC		23	1	4%	24
TARPON BAYOU CENTER			24	100%	24
JOSEF SCHENKER MD PC		24			24
LAKE COUNTY SCHOOLS EMPLOYEE HEALTH CENTER		15	9	38%	24
ABL MEDICAL CARE LLC			24	100%	24
CENTER ONE SURGERY CENTER		20	4	17%	24
COURTYARDS OF ORLANDO		24			24
SUNQUEST		3	21	88%	24
CENTRAL FLORIDA HEALTH CARE INC WAUCHULA SITE 2		17	7	29%	24
MD BEAUTY LABS, PA		22	2	8%	24
ORANGE PEDIATRICS			24	100%	24
ATRIA AT ST JOSEPHS		24			24

COVID-19: testing by laboratory

Data through Feb 16, 2021 verified as of Feb 17, 2021 at 09:25 AM

Data in this report are provisional and subject to change.

The numbers in the table below represent the number of Florida and non-Florida residents for whom test results were received by the Department of Health. A person can be tested by more than one laboratory and can have both positive and negative results. **Therefore, the sum of the numbers in each column will be larger than the total number of people tested.**

Reporting lab	Inconclusive	Negative	Positive	Percent positive	Total
AR ANESTHESIA LLC		23	1	4%	24
PHYSICIANS PRIMARY CARE OF SW FLORIDA PL		24			24
SENIOR HEALTH OF WINTER PARK DUNDEE		24			24
AVENTIS BIO-SERVICES CTL		24			24
MARYLAND DEPARTMENT OF HEALTH			24	100%	24
THE COMMONWEALTH OF MASSACHUSETTS			24	100%	24
LABORATORY DYNAMICS		20	4	17%	24
ST JOSEPHS CHILDRENS OUTREACH			24	100%	24
HERITAGE OAKS ASSISTED LIVING & MEMORY CARE		20	4	17%	24
VICK STREET MANOR		24			24
VILLAGES REHABILITATION AND NURSING CENTER		24			24
COLORADO DEPARTMENT OF PUBLIC HEALTH AND ENVIRONMENT			24	100%	24
MADISON COUNTY MEMORIAL HOSP		12	12	50%	24
MED PLUS FLORENCE		20	4	17%	24
WESTMINSTER WOODS ON JULINGTON CREEK		22	2	8%	24
WELLOW URGENT CARE		23	1	4%	24
THE CHAPPEL GROUP RESEARCH		24			24
FAMILY AND INTERNAL MEDICINE AT AVALON PARK		21	3	13%	24
MINUTECLINIC DIAGNOSTIC OF SOUTH CAROL		22	2	8%	24
PRIME CARE ONE LLC/HARBORCHASE OF VENICE			24	100%	24
HENNEPIN COUNTY MEDICAL CENTER (HCMC)		13	11	46%	24
STEWART MELBOURNE HOSPITAL			24	100%	24
RESIDENTIAL PLAZA AT BLUE LAGOON INC		21	3	13%	24
SENIOR LIVING IV SUN CITY LLC		17	7	29%	24
PARK WEST MEDICAL CENTER		22	1	4%	23
COASTAL SKIN SURGERY AND DERMATOLOGY		16	7	30%	23
HUNT CLUB PEDIATRIC ASSOCIATES LLC		19	4	17%	23
APOLLO HEALTH & REHABILITATION		17	6	26%	23
LAKEVIEW HEALTH CARE SYSTEMS		9	14	61%	23
PINELLAS 1 HOME HEALTH CARE CORP		23			23
BROOKWOOD BAPTIST MEDICAL CENTER		22	1	4%	23
MINUTECLINIC DIAGNOSTIC OF MICHIGAN		21	2	9%	23
Summit Medical Group Westfield Lab		20	3	13%	23
GRAND LIVING AT LAKEWOOD RANCH		23			23
PHYSICIANS STAT		3	20	87%	23
ISLAND COAST PEDIATRICS PA		22	1	4%	23
EGL GENETIC DIAGNOSTICS		1	22	96%	23
GOOD SAMARITAN HOSPITAL LABORATORY		20	3	13%	23
EP MEDICAL EQUIPMENT PHARMACY		21	2	9%	23
BROOKDALE UNIVERSITY HOSPITAL		22	1	4%	23
SOUTHCORP LABORATORY		2	21	91%	23
CVS MINUTE CLINIC DIAGNOSTIC OF NORTH CAROL		17	6	26%	23
SUNSHINE ASSISTED LIVING		23			23
SARASOTA MEMORIAL NURSING & REHABILITATION CTR		23			23
FINLAY C. LABORATORY		3	20	87%	23
NOBLE SENIOR LIVING		3	20	87%	23
CHIPOLA MEDICAL ASSOCIATES		4	19	83%	23

COVID-19: testing by laboratory

Data through Feb 16, 2021 verified as of Feb 17, 2021 at 09:25 AM

Data in this report are provisional and subject to change.

The numbers in the table below represent the number of Florida and non-Florida residents for whom test results were received by the Department of Health. A person can be tested by more than one laboratory and can have both positive and negative results. **Therefore, the sum of the numbers in each column will be larger than the total number of people tested.**

Reporting lab	Inconclusive	Negative	Positive	Percent positive	Total
HOLLISMED LLC		22	1	4%	23
WOODHOUSE INC		17	6	26%	23
SUMMIT MEDICAL GROUP - 75 E NORTHFIELD		21	2	9%	23
CANTON-POTSDAM HOSPITAL LABORATORY		23			23
WUESTHOFF MEDICAL CENTER-MELBOURNE			23	100%	23
MIGUEL E TREVINO MD PA		19	4	17%	23
UNIVERSITY HILLS HEALTH AND REHABILITATION CENTER		18	5	22%	23
STATE LAB		2	21	91%	23
UF HEALTH NORTH JACKSONVILLE			23	100%	23
MD NOW MEDICAL CENTERS INC		1	22	96%	23
NEW JERSEY		22	1	4%	23
FORT CAROLINE GARDENS, INC		21	2	9%	23
MARTHA'S HOUSE & ASSISTED LIVING FACILITY		22			22
COASTAL COMPLETE CARE		11	11	50%	22
NOVANT HEALTH		16	6	27%	22
MAYO CLINIC JACKSONVILLE		1	21	95%	22
FLORIDA HOSPITAL LABS		12	10	45%	22
GLEN COVE HOSPITAL		22			22
CORNERSTONE PEDIATRICS		13	9	41%	22
ADVENTHEALTH MEDICAL GROUP FAMILY & INTERNAL		9	13	59%	22
COLLIER URGENT CARE CENTERS CREEKSIDE		20	2	9%	22
UNIV OF NORTH ALABAMA HEALTH CENTER		21	1	5%	22
PALMETTO PEDIATRICS			22	100%	22
FLORIDA PEDIATRICS		6	16	73%	22
DIACARTA INC.		22			22
PREMIUM HEALTH SERVICES OF TAMPA BAY LLC		11	11	50%	22
TEN HEALTHCARE		6	16	73%	22
EBEIDS MD PEDIATRICS		19	3	14%	22
STEWART MEDICAL GROUP INC			22	100%	22
URGENT CARE USA			22	100%	22
MINUTECLINIC DIAGNOSTIC OF NORTH CAROLINA		22			22
ROCKLEDEGE REGIONAL MEDICAL CENTER		17	5	23%	22
APOLLO SURGERY CENTER		20	2	9%	22
CARENOW - DOWNTOWN NORTH GULCH		22			22
CARILLON SPORTS AND FAMILY MEDICINE		18	4	18%	22
PEDIATRIC SERVICES AND BREATHING CENTER PA		16	6	27%	22
ELAN SPANISH SPRINGS		4	18	82%	22
ROADS PEDIATRICS,LLC		20	2	9%	22
ADVENT HEALTH EXPRESS		9	13	59%	22
MORNINGSIDE MANOR & VILLA ADULT CARE C		22			22
MOBILE DIVISION LABORATORY		7	15	68%	22
THORNBURG PEDIATRICS		21	1	5%	22
ENGLEWOOD HOSPITAL AND MEDICAL CENTER		17	5	23%	22
JOSEPH SCHENKER MD PC DBA CENTERS URGENT		19	3	14%	22
GROWING TOGETHER PEDIATRICS, LLC		18	4	18%	22
SEAGRASS VILLAGE			22	100%	22
ST VINCENTS PRIMARY CARE		18	4	18%	22

COVID-19: testing by laboratory

Data through Feb 16, 2021 verified as of Feb 17, 2021 at 09:25 AM

Data in this report are provisional and subject to change.

The numbers in the table below represent the number of Florida and non-Florida residents for whom test results were received by the Department of Health. A person can be tested by more than one laboratory and can have both positive and negative results. **Therefore, the sum of the numbers in each column will be larger than the total number of people tested.**

Reporting lab	Inconclusive	Negative	Positive	Percent positive	Total
MID FLORIDA PATHOLOGY LLC		21	1	5%	22
PULSE MEDICAL GROUP INC			22	100%	22
FIRST CHOICE PEDIATRICS LOOP		20	2	9%	22
CONNECTDX		6	15	71%	21
ASSISTED LIVING OF BROWARD		21			21
FLORIDA ENDOSCOPY & SURGERY CTR LLC		21			21
UPMC CHAUTAUQUA AT WCA LABORATORY		20	1	5%	21
ST ANTHONYS PRIMARY CARE LLC/JACKSON STREET			21	100%	21
ST JOSEPHS HOSPITAL SOUTH HOSPITAL			21	100%	21
LONG BEACH URGENT CARE		21			21
NAPHCARE, INC.		11	10	48%	21
DALE MEDICAL CENTER		16	5	24%	21
PALMS MEDICAL GROUP - LAKE CITY WEST		3	18	86%	21
CLEARWATER EMPLOYEE HEALTH CLINIC		7	14	67%	21
PHYSICIANS CARE		18	3	14%	21
TIFFANY LAKE CARE CENTERS INC		21			21
OLIVE BRANCH HEALTH AND REHABILITATION CENTER			21	100%	21
WILTON MANORS HEALTH & REHABILITATION CENTER		12	9	43%	21
ARDEN COURTS OF WINTER SPRINGS		18	3	14%	21
ROCKLEDGE FAMILY HEALTH			21	100%	21
FORT SANDERS REGIONAL LABORATORY		21			21
ROSLYN URGENT CARE		21			21
BUREAU OF PUBLIC HEALTH	1	2	18	86%	21
HUNTINGTON STATION URGENT CARE		20	1	5%	21
LIFE CARE CENTER OF JACKSONVILLE			21	100%	21
CAPE CORAL HOSPITAL ABG LABORATORY		11	10	48%	21
NASSAU COUNTY JAIL		20	1	5%	21
INTERNATIONAL MEDICAL LABORATORY INC		21			21
MINUTECLINIC, LLC #08366		16	5	24%	21
CENTERPLACE HEALTH		3	18	86%	21
BITTINGS APOTHECARY INC		17	4	19%	21
VIRTUA		17	4	19%	21
CARESPOT		1	20	95%	21
CLINICAL PATHOLOGY LABORATORIES SOUTHEAST			21	100%	21
ARCPPOINT LABS OF WEST PALM BEACH			21	100%	21
ST JUDE CHILDRENS RESEARCH HOSPITAL		21			21
SOUTH CAROLINA DEPT OF HEALTH AND ENVIRONMENT CONTROL		2	19	90%	21
GREEN GABLES ASSISTED LIVING FACILITY		21			21
MINUTECLINIC DIAGNOSTIC MEDICAL GROUP		18	2	10%	20
MAGNOLIA PEDIATRICS		2	18	90%	20
POINT OF CARE CLINICS PRIMARY CARE		20			20
RAINBOW PEDIATRIC CENTER		2	18	90%	20
CITRUS CARE CLINIC			20	100%	20
CONSOLIDATED LAB SERVICES		10	10	50%	20
HOLIDAY MEDICAL ASSOCIATES		1	19	95%	20
MINUTE CLINIC DIAGNOSTIC OF VIRGINIA		16	4	20%	20
SHORE MEMORIAL HOSPITAL		17	3	15%	20

COVID-19: testing by laboratory

Data through Feb 16, 2021 verified as of Feb 17, 2021 at 09:25 AM

Data in this report are provisional and subject to change.

The numbers in the table below represent the number of Florida and non-Florida residents for whom test results were received by the Department of Health. A person can be tested by more than one laboratory and can have both positive and negative results. **Therefore, the sum of the numbers in each column will be larger than the total number of people tested.**

Reporting lab	Inconclusive	Negative	Positive	Percent positive	Total
CARESPOT OF NOCATEE		1	19	95%	20
KIVA AT CANTERBURY, LLC		20			20
PROFESSIONAL PARK PEDIATRICS PA			20	100%	20
CL BRUMBACK PRIMARY CARE CLINIC LANTANA		2	18	90%	20
SUNSHINE PEDIATRICS OF CENTRAL FLORIDA PL		18	2	10%	20
BEST MEDICAL CENTER		11	9	45%	20
PRIMECARE OF DOTHAN-DALEVILLE CLINIC		15	5	25%	20
CIGNA PBSO WEST PALM			20	100%	20
BROOKDALE MANDARIN CENTRAL		7	13	65%	20
ERIC C MARSHAL MD, PC DBA MINUTECLINIC		19	1	5%	20
CARE HERE		1	19	95%	20
Salerno Bay Health & Rehabilitation Center		14	6	30%	20
Clearwater Center		9	11	55%	20
HALIFAX HEALTH URGENT CARE		3	17	85%	20
ISLAND LAKE CENTER		4	16	80%	20
TOTAL ACCESS URGENT CARE			20	100%	20
ADVENT HEALTH MEDICAL GROUP- FAMILY MEDICINE AT DR. PHILIPS		15	5	25%	20
TOTTENVILLE CIRCLE URGENT CARE		20			20
BAY PEDIATRICS PA		18	2	10%	20
HOWARD BEACH URGENT CARE		20			20
HENDRY REGIONAL CORPORATE HEALTH			20	100%	20
LAKE WORTH MANOR		19	1	5%	20
MEDEXPRESS URGENT CARE - BLOOMINGTON		17	3	15%	20
ESTATES MEDICAL CENTER		12	8	40%	20
MORRIS PARK URGENT CARE		17	3	15%	20
PONCE PLAZA NURSING & REHAB CENTER		4	16	80%	20
BETHESDA HEALTH PHYSICIAN GROUP INC			20	100%	20
SOUTH CAROLINA DEPARTMENT OF HEALTH			20	100%	20
SOUTH FLORIDA DIALYSIS CENTER		8	12	60%	20
JEFFERSON K-12, A SOMERSET SCHOOL- CLINIC		17	3	15%	20
MEDICAL EXPRESS CORP		18	2	10%	20
HEALTHY MINORS, LLC.		20			20
HARBOUR ISLAND PEDIATRICS		12	8	40%	20
CRESTVIEW IMMEDIATE CARE LL			20	100%	20
TGH MEDICAL GROUP LABORATORY CARROLLWOOD			20	100%	20
GERALD J KIVETT MD		18	2	10%	20
UAH STUDENT HEALTH CENTER		13	7	35%	20
ROCKLAND URGENT CARE FAMILY HEALTH NP		20			20
ROBERT H JENKINS JR VETERANS' DOMICILIARY HOME OF		17	3	15%	20
REDITUS LABORATORIES			20	100%	20
INTEGRATED REGIONAL LABORATORIES - LARGO			19	100%	19
SONATA BOYNTON BEACH		17	2	11%	19
CLERMONT ADVENTHEALTH CENTRA CARE		1	18	95%	19
WELLMED AT LAKE COPELAND		13	6	32%	19
FLORIDA COMMUNITY HEALTH CENTER OF ST. LUCIE		1	18	95%	19
OHIO CVS STORES, LLC DBA		17	2	11%	19
ALL PEDIATRIC CARE			19	100%	19

COVID-19: testing by laboratory

Data through Feb 16, 2021 verified as of Feb 17, 2021 at 09:25 AM

Data in this report are provisional and subject to change.

The numbers in the table below represent the number of Florida and non-Florida residents for whom test results were received by the Department of Health. A person can be tested by more than one laboratory and can have both positive and negative results. **Therefore, the sum of the numbers in each column will be larger than the total number of people tested.**

Reporting lab	Inconclusive	Negative	Positive	Percent positive	Total
SOLE HEALTH LLC		19			19
AESTHETIC SURGERY CENTER OF WINTER PARK, THE		18	1	5%	19
ALAN SERURE MD		19			19
ANYLABTESTNOW		6	13	68%	19
MICHELLE S PAGE MD PA		18	1	5%	19
LOVING CARE OF THE TREASURE COAST LLC	1	13	5	26%	19
TEXAS DEPARTMENT OF STATE HEALTH SERVICES		3	16	84%	19
ESOTERIX GENETIC LABORATORIES		16	3	16%	19
MED HEALTH SERVICES		18	1	5%	19
JACKSON NORTH MEDICAL CENTER		2	17	89%	19
ASURANCE SCIENTIFIC LABORATORIES		19			19
BARTON FAMILY PRACTICE		8	11	58%	19
SEVEN RIVERS REGIONAL MEDICAL CENTER		5	14	74%	19
GOOD SAMARITAN SOCIETY OF DAYTONA		16	3	16%	19
BIOREFERENCE LABORATORIES INC		3	16	84%	19
NEW YORK PRESBYTERIAN - ALLEN HOSPITAL		19			19
MARATHON HEALTH FOR LIFE		16	3	16%	19
OMEGA LABORATORIES		15	4	21%	19
GUIDEWELL EMERGENCY MEDICINE DOCTORS LLC		4	15	79%	19
MONROE COUNTY DETENTION CENTER			19	100%	19
MEDEXPRESS - BLOOMIN BRANDS		4	15	79%	19
WINSHIPS PHARMACY INC		19			19
REGENCY SQUARE MALL - SEARS		3	16	84%	19
KESHAV RX LLC		16	3	16%	19
GRAND VILLA OF ST. PETERSBURG		17	2	11%	19
NO NAME		8	11	58%	19
BRIDGEWAY HEALTH CLINICS INC			19	100%	19
ROWLETT MIDDLE ACADEMY		17	2	11%	19
BAYVIEW MEDICAL		19			19
TIMBERLANE LODGE ALF	1	11	7	37%	19
SANFORD PEDIATRIC ASSOCIATES, PA		17	2	11%	19
ROYAL PALM MEDICAL GROUP, INC		19			19
STONE WASH CLINICAL LABORATORIES		2	17	89%	19
Sovereign Laboratory Services, LLC		17	2	11%	19
ST VINCENT'S EAST		17	2	11%	19
LAB INTERMARKET FACILITY LAB		1	18	95%	19
COOPER HEALTHCARE		19			19
JUPITER MEDICAL CENTER			19	100%	19
NEWYORK-PRESBYTERIAN/ LAWRENCE HOSPITAL LABORATORY		17	2	11%	19
NANO HEALTH ASSOCIATES LLC		19			19
MINUTECLINIC DIAGNOSTIC OF NORTH CAROLINA PC		15	3	17%	18
KIVA AT CANTERBURY		1	17	94%	18
CENTRAL FLORIDA PEDIATRIC URGENT CARE LLC		16	2	11%	18
WALGREEN EASTERN CO, INC		18			18
MADISON CORE LABORATORIES		17	1	6%	18
ST. JUDES LABORATORIES		12	6	33%	18
WELLMED AT PLANT CITY		10	8	44%	18

COVID-19: testing by laboratory

Data through Feb 16, 2021 verified as of Feb 17, 2021 at 09:25 AM

Data in this report are provisional and subject to change.

The numbers in the table below represent the number of Florida and non-Florida residents for whom test results were received by the Department of Health. A person can be tested by more than one laboratory and can have both positive and negative results. **Therefore, the sum of the numbers in each column will be larger than the total number of people tested.**

Reporting lab	Inconclusive	Negative	Positive	Percent positive	Total
ADIRONDACK MEDICAL CENTER		18			18
TPCA CLINICAL LABORATORIES		15	3	17%	18
MINUTECLINIC DIAGNOSTIC OF LOUISIANA		17	1	6%	18
BAPTIST HEALTH URGENT CARE AT WEST BOCA		18			18
WALGREENS COVID-19		14	4	22%	18
CARDIOLOGY AND MEDICINE ASSOCIATES INC		18			18
MARQUES PEDIATRICS			18	100%	18
CABOT RESERVE ON THE GREEN		18			18
DEPT OF VA MEDICAL CENTER - BAY PINES			18	100%	18
MARION COUNTY HEALTH DEPARTMENT		17	1	6%	18
MEADOWCREST FAMILY PHYSICIANS PA			18	100%	18
JUST FOR KIDS PEDIATRICS		5	13	72%	18
MINIMALLY INVASIVE VASCULAR INC		16	2	11%	18
UM MILLER SCHOOL OF MEDICINE			18	100%	18
SPRINGWOOD COURT		13	5	28%	18
AURORA DIAGNOSTICS		6	12	67%	18
CHARLOTTE CHD PORT CHARLOTTE		14	4	22%	18
DIXIE COUNTY HEALTH DEPARTMENT		11	7	39%	18
Wesley Place on Honeysuckle		16	2	11%	18
GRAND VILLA OF ALTAMONTE SPRINGS		11	7	39%	18
MOORINGS PARK OAKSTONE AT GREY OAKS		17	1	6%	18
GENTIVA HEALTH SERVICES		16	2	11%	18
HARTFORD HOSPITAL ANCILLARY LAB		17	1	6%	18
TREASURE COAST PEDIATRICS PA		15	3	17%	18
FAMILY CARE CYPRESS CREEK		1	17	94%	18
TENNESSEE DEPARTMENT OF HEALTH		14	4	22%	18
GENERAL INTERNAL MEDICINE MEDICAL CTR CLINIC		13	5	28%	18
ODYSSEY HEALTHCARE OF MARION COUNTY, LLC		17	1	6%	18
MINUTECLINIC DIAGNOSTIC PA		16	2	11%	18
SOUTH NASSAU COMMUNITIES HOSPITAL		14	4	22%	18
OSCEOLA ALF OPERATOR, LLC DBA□		18			18
MCWHORTER SCHOOL OF PHARMACY		18			18
MINUTECLINIC DIAGNOSTIC OF RHODE ISLAND, LLC #590		17	1	6%	18
OCALA OAKS REHABILITATION CENTER		12	6	33%	18
HUNT CLUB MEDICAL		13	5	28%	18
VIERA FAMILY MEDICINE AND WELLNESS		14	4	22%	18
XPRESS WELLNESS URGENT CARE			18	100%	18
ENCOMPASS HEALTH REHABILITATION HOSPITAL OF SARASOTA		18			18
OCEANSIDE URGENT CARE		18			18
BOZEMAN HEALTH DEACONESS HOSPITAL		13	5	28%	18
TOTAL RENAL LABORATORIES INC		13	5	28%	18
COASTAL FAMILY PRACTICE		10	8	44%	18
COMMONWEALTH OF MASSACHUSETTS			18	100%	18
UTAH DEPARTMENT OF HEALTH			18	100%	18
ORLANDO FAMILY MEDICINE		7	10	59%	17
COAST MED URGENT CARE		16	1	6%	17
BAYCARE HEALTH SYSTEMS, LLC			17	100%	17

COVID-19: testing by laboratory

Data through Feb 16, 2021 verified as of Feb 17, 2021 at 09:25 AM

Data in this report are provisional and subject to change.

The numbers in the table below represent the number of Florida and non-Florida residents for whom test results were received by the Department of Health. A person can be tested by more than one laboratory and can have both positive and negative results. **Therefore, the sum of the numbers in each column will be larger than the total number of people tested.**

Reporting lab	Inconclusive	Negative	Positive	Percent positive	Total
DIEGO FALLON MD PA		6	11	65%	17
BAYCARE MEDICAL GROUP INC			17	100%	17
FUTURE PEDIATRICS		15	2	12%	17
JESSIE TRICE COMMUNITY HEALTH SYSTEM, INC		1	16	94%	17
BHA CENTRAL COUNTY CLINIC		1	16	94%	17
BAY BREEZE HEALTH AND REHABILITATION CENTER		9	8	47%	17
HEALTHCARE NOW			17	100%	17
CARENOW URGENT CARE-BRENTWOOD		11	6	35%	17
NEW YORK METHODIST HOSPITAL		13	4	24%	17
URGENT CARE AT LONGWOOD			17	100%	17
Z UROLOGY		17			17
SIDDH INC DBA SAN CARLOS PHARMACY		15	2	12%	17
ROSS MEDICAL GROUP			17	100%	17
MD PLUS URGENT CARE, LLC			17	100%	17
VALLEY IMMEDIATE CARE		15	2	12%	17
MARCO DRUGS AND COMPOUNDING		13	4	24%	17
INN AT LAKE SEMINOLE SQUARE, THE		17			17
WELLINGTON FAMILY PRACTICE		13	4	24%	17
GUARDANT HEALTH		12	5	29%	17
ST ELIZABETH MEDICAL CENTER LABORATORY		16	1	6%	17
ASCENSION ST VINCENT'S PRIMARY CARE			17	100%	17
MINUTE CLINIC DIAGNOSTIC OF VIRGINIA, LLC		17			17
THE CANOPY AT HARPER LAKE	1		16	94%	17
FUNGAL REFERENCE LABORATORY		12	5	29%	17
UVMMC MICROBIOLOGY		16	1	6%	17
BAYFRONT HMA CONVENIENT CARE, LLC		2	15	88%	17
MINUTECLINIC DIAGNOSTIC OF ILLINOIS L		14	3	18%	17
PARRISH HEALTH CENTER		14	3	18%	17
BROOKDALE ST AUGUSTINE			17	100%	17
HELIX DIAGNOSTICS			17	100%	17
GLEN OAKS URGENT CARE		16	1	6%	17
URGENT CARE WEST CLINIC		14	3	18%	17
RESOLVE MOLECULAR DIAGNOSTICS		13	4	24%	17
BOCA SIMON LAB		1	16	94%	17
WINTER PARK FAMILY PRACTICE LLC		17			17
TENDER CARE ALF		17			17
CAREHERE- LCS LEESBURG			16	100%	16
CLEVELAND CLINIC FLORIDA		1	15	94%	16
ALBIBI		1	15	94%	16
49D2045214PHYSICIAN OFFICEWALVERME		7	9	56%	16
EXPRESS URGENT CARE - HARRISONBU					
PRO HEALTH FAMILY PHYSICIANS, NYSTROM		16			16
PANAMA CITY VITAS HOSPICE		16			16
Citymd Of Lacey		14	2	13%	16
REGENEXX TAMPA BAY		14	2	13%	16
FLUSHING HOSPITAL MEDICAL CENTER		13	3	19%	16
REHAB AND HEALTHCARE CENTER OF CAPE CORAL		16			16
MIRIMUS INC		1	15	94%	16

COVID-19: testing by laboratory

Data through Feb 16, 2021 verified as of Feb 17, 2021 at 09:25 AM

Data in this report are provisional and subject to change.

The numbers in the table below represent the number of Florida and non-Florida residents for whom test results were received by the Department of Health. A person can be tested by more than one laboratory and can have both positive and negative results. **Therefore, the sum of the numbers in each column will be larger than the total number of people tested.**

Reporting lab	Inconclusive	Negative	Positive	Percent positive	Total
BONIFAY NURSING AND REHABILITATION CENTER			16	100%	16
LAKELAND HILLS CENTER		9	7	44%	16
ST CATHERINE OF SIENA HOSPITAL		14	2	13%	16
ST AUGUSTINE PLANTATION		1	15	94%	16
MINUTECLINIC DIAGNOSTIC OF PENNSYLVANI		16			16
NOVANT HEALTH GOHEALTH URGENT CARE-HARRISBURG		8	8	50%	16
MASSACHUSETTS GENERAL HOSPITAL		1	15	94%	16
JOSEF SCHENKER MD PC DBA CENTERS URGENT		15	1	6%	16
MEDEXPRESS URGENT CARE LEWISBURG		15	1	6%	16
MINUTE CLINIC DIAGNOSTIC OF NEW JERSEY		16			16
SRMC AVALON		9	7	44%	16
BOCA TOXICOLOGY LLC		14	2	13%	16
XERA MED RESEARCH			16	100%	16
NORTHWEST FLORIDA SLEEP		1	15	94%	16
CRUCIAL CARE		10	6	38%	16
URGENT CARE CLINIC OF LINCOLN		14	2	13%	16
JOSEPH MIGNOGNA		13	3	19%	16
STARLING AT NOCATEE			16	100%	16
ORLANDO CLINICAL RESEARCH CENTER		14	2	13%	16
MAITLAND PRIMARY CARE		9	7	44%	16
CLEVELAND CLINIC			16	100%	16
ADVENTHEALTH MEDICAL GROUP PULMONOLOGY		14	2	13%	16
ALL FLORIDA FAMILY & SPORTS MEDICINE		15	1	6%	16
SOMA MEDICAL CENTER PA			16	100%	16
DARDEN WELLNESS CENTER		13	3	19%	16
SHELBY BAPTIST MEDICAL CENTER		11	5	31%	16
INTERNAL MEDICINE ASSOCIATES & SPECIALTIES INC		15	1	6%	16
STATEN ISLAND UNIVERSITY HOSPITAL		15	1	6%	16
FLORIDA HOSPITAL WINTER GARDEN		14	2	13%	16
MEDICINE AT LONGWOOD		16			16
CARESPOT EXPRESS HEALTHCARE			16	100%	16
MINUTECLINIC DIAGNOSTIC OF TN PC #378		15	1	6%	16
ROBERT WOOD JOHNSON UNIVERSITY HOSP		14	2	13%	16
JS HEALTHCARE INC		16			16
COMMUNITY HEALTH OF SOUTH FLORIDA			16	100%	16
COLLIER COUNTY JAIL		16			16
PROMEDICA LABORATORIES		11	5	31%	16
BROOKDALE CROWN POINT			16	100%	16
GRACE WELLNESS CENTER		4	12	75%	16
Grand Villa of Deerfield Beach		14	2	13%	16
OKEECHOBEE HEALTHCARE FACILITY			16	100%	16
MINUTECLINIC, LLC, DBA MINUTECLINIC #5		13	3	19%	16
HEALTH CENTRAL HOSPITAL			16	100%	16
FAST TRACK URGENT CARE CENTER - TYRONE			16	100%	16
Lab MSMC Hialeah			16	100%	16
TRINITY MEDICAL ASSOCIATES LLC			16	100%	16
MILLENNIUM PHYSICIAN GRP LLC NAPLES PINE RIDGE			16	100%	16

COVID-19: testing by laboratory

Data through Feb 16, 2021 verified as of Feb 17, 2021 at 09:25 AM

Data in this report are provisional and subject to change.

The numbers in the table below represent the number of Florida and non-Florida residents for whom test results were received by the Department of Health. A person can be tested by more than one laboratory and can have both positive and negative results. **Therefore, the sum of the numbers in each column will be larger than the total number of people tested.**

Reporting lab	Inconclusive	Negative	Positive	Percent positive	Total
ADVENT HEALTH - ZEPHYRHILLS			16	100%	16
MEDEXPRESS URGENT CARE, MOON TOWNSHIP		14	1	7%	15
FLORIDA DEPARTMENT OF HEALTH IN HILLSBOROUGH COUNTY		1	14	93%	15
OCEAN REEF MEDICAL CENTER, LLC			15	100%	15
COLLEGE POINT URGENT CARE		13	2	13%	15
AMERICAN HEALTH ASSOCIATES INC		1	14	93%	15
SINAI HOSPITAL OF BALTIMORE		15			15
URGENT TEAM		12	3	20%	15
BAYCARE MEDICAL GROUP INC			15	100%	15
CHURCH OF SCIENTOLOGY FLAG SERVICE ORGANIZATION		14	1	7%	15
BAPTIST MEDICAL CENTER EAST		11	4	27%	15
PASSPORT HEALTH ORLANDO		15			15
ENCOMPASS HEALTH REHABILITATION HOSPITAL OF PANAMA CITY		10	5	33%	15
MINUTECLINIC #8699		12	3	20%	15
WALK IN URGENT CARE			15	100%	15
LAKEWOOD RANCH MEDICAL CENTER CLINICAL LAB			15	100%	15
BAYLOR GENETICS		6	9	60%	15
PATHLINE			15	100%	15
MILTON 4707		15			15
AJU GEORGE MD PA			15	100%	15
EXPRESS FAMILY CARE LLC			15	100%	15
MINUTECLINIC DIAGNOSTICS MEDICAL GROUP		14	1	7%	15
BLOUNT MEMORIAL HOSPITAL		13	2	13%	15
Astoria Health and Rehab		15			15
HODGES CLUSTER		2	13	87%	15
PALM BEACH GARDENS MEDICAL CENTER			15	100%	15
CRANES VIEW LODGE			15	100%	15
EAR NOSE & THROAT ASSOCIATES OF MANATEE PA		15			15
EASTLAKE PEDIATRICS - TRINITY		15			15
BAPTIST URGENT CARE		13	2	13%	15
HOLLEY-NAVARRE MEDICAL CLINIC		5	10	67%	15
ADVENT HEALTH - KISSIMMEE		5	10	67%	15
STAT MEDICAL CLINIC III INC		10	5	33%	15
BVL PEDIATRICS		14	1	7%	15
MEADOWCREST MOLECULAR DIAGNOSTICS, LLC			15	100%	15
COMMUNITY HEALTH OF SOUTH FLORIDA INC			15	100%	15
TELEVISIT MALABAR PEDIATRICS		5	10	67%	15
DIATHERIX		13	2	13%	15
MULBERRY'S MOBILE PROVIDER SERVICES LLC		1	14	93%	15
AUBURN COMMUNITY HOSPITAL		13	2	13%	15
MINUTECLINIC MINUTECLINIC #8746		14	1	7%	15
DOCTORS MEDICAL CENTER OF WALTON COUNTY CLINIC			15	100%	15
INTERIM HEALTHCARE OF NORTHWEST FLORIDA INC		13	2	13%	15
PRATTVILLE BAPTIST HOSPITAL		12	3	20%	15
BAPTIST MEMORIAL HEALTH CARE		13	2	13%	15
BESSENT ROAD GROUP HOME		15			15
ORLANDO HEALTH		2	13	87%	15

COVID-19: testing by laboratory

Data through Feb 16, 2021 verified as of Feb 17, 2021 at 09:25 AM

Data in this report are provisional and subject to change.

The numbers in the table below represent the number of Florida and non-Florida residents for whom test results were received by the Department of Health. A person can be tested by more than one laboratory and can have both positive and negative results. **Therefore, the sum of the numbers in each column will be larger than the total number of people tested.**

Reporting lab	Inconclusive	Negative	Positive	Percent positive	Total
CORE LABORATORY		1	14	93%	15
FAMILY CARE CENTER OF ARLINGTON		10	5	33%	15
Floral Health and Rehabilitation, LLC		14	1	7%	15
TMH FSU RAPID LABORATORY		2	13	87%	15
NORTHWEST FLORIDA ENT, PA		5	9	64%	14
GRAND VILLA OF NEW PORT RICHEY		8	6	43%	14
CALLAWAY CLINIC		9	5	36%	14
Terrace of Jacksonville			14	100%	14
OAKMONTE VILLAGE OF DAVIE			14	100%	14
HEALTHFIRST ADVENT HEALTH CENTRA CARE COCOA BEACH			14	100%	14
ARDEN COURTS OF PALM HARBOR			14	100%	14
SOUTHEASTERN LABORATORY			14	100%	14
ST CLOUD MEDICAL GROUP		12	2	14%	14
TREASURE COAST URGENT CARE			14	100%	14
DAVITA DIALYSIS		4	10	71%	14
UNIVERSITY LAB			14	100%	14
NORTHWESTERN MEMORIAL HOSPITAL			14	100%	14
SOUTHEASTERN UNIVERSITY INC		14			14
Consulate Health Care of Jacksonville			14	100%	14
LAKE HOWARD HEIGHTS	1	11	2	14%	14
EPIPHANY HEALTH		8	6	43%	14
PRIMARY CARE MEDICINE	1	11	2	14%	14
FORT HAMILTON URGENT CARE		14			14
STATMED OCALA			14	100%	14
BENTON HOUSE OF PORT ORANGE		8	6	43%	14
ADEPT INPATIENT MEDICAL SERVICES PC		14			14
COMMUNITY HOME HEALTH CARE		14			14
The Evangelical Lutheran Good Samaritan Society		14			14
ALAN L MELOTEK MD		14			14
RIVERSIDE COTTAGES AT THE SHORES, LLC			14	100%	14
OPTIONS FOR SENIORS INC DBA PALM KREST MANOR		12	2	14%	14
TALLAHASSEE PRIMARY CARE ASSOCIATES PA		12	2	14%	14
HUDSON VALLEY HOSPITAL CENTER LABORATORY		13	1	7%	14
Belleair Healthcare Center		8	6	43%	14
MI CASA DORADA ASSISTED LIVING FACILIT		14			14
SHERMAN-ABRAMS LABORATORY INC		11	3	21%	14
POLK CHD BARTOW		13	1	7%	14
SANDALWOOD NURSING CENTER		14			14
FAMILY CARE			14	100%	14
BREVARD HEALTH ALLIANCE INC, THE		9	5	36%	14
BASSETTI & ASSOCIATES, MD, PA			14	100%	14
ST JOSEPH HOSPITAL		13	1	7%	14
UC HEALTH UNIVERSITY HOSPITAL		11	3	21%	14
OPIS ISLAND LAKE CENTER		13	1	7%	14
INDIANA STATE DEPARTMENT OF HEALTH		1	13	93%	14
BOCA SIMON		2	12	86%	14
MEDEMERGE		13	1	7%	14

COVID-19: testing by laboratory

Data through Feb 16, 2021 verified as of Feb 17, 2021 at 09:25 AM

Data in this report are provisional and subject to change.

The numbers in the table below represent the number of Florida and non-Florida residents for whom test results were received by the Department of Health. A person can be tested by more than one laboratory and can have both positive and negative results. **Therefore, the sum of the numbers in each column will be larger than the total number of people tested.**

Reporting lab	Inconclusive	Negative	Positive	Percent positive	Total
SIGMUND LABS LLC		14			14
MINUTECLINIC, LLC, DBA MINUTECLINIC #2544		13	1	7%	14
CUSTEAD CARE CENTER HAVEN HOSPICE		12	2	14%	14
STEINHATCHEE DRUGS		11	3	21%	14
PBSO WEST PALM FAMILY PRACTICE		1	13	93%	14
FORT WALTON BEACH DEVELOPMENTAL CENTER		12	1	8%	13
BAY COUNTY HEALTH DEPARTMENT		11	2	15%	13
BELLEVUE HOSPITAL CENTER DEPARTMENT		13			13
VRL EUROFINs - HAWAII		13			13
MONTEFIORE ST LUKE'S CORNWALL HOSPITAL		10	3	23%	13
PALM BAY FAMILY PRACTICE		4	9	69%	13
MINUTECLINIC DIAGNOSTIC OF TN PC #566		11	2	15%	13
WEEMS MEMORIAL HOSPITAL		9	4	31%	13
NORTHWEST FLORIDA COMMUNITY HOSPITAL 3RD FLOOR		12	1	8%	13
WORLD WRESTLING ENTERTAINMENT			13	100%	13
ORANGE REGIONAL MEDICAL CENTER LABORATORY		10	3	23%	13
SOUTHEAST FAMILY HEALTHCARE CENTER			13	100%	13
PROHEALTH CARE ASSOCIATES MOBILE		10	3	23%	13
VALDOSTA FAMILY MEDICINE		1	12	92%	13
EAR NOSE AND THROAT ASSOCIATES OF MANATEE, P.A.		10	3	23%	13
METROPOLITAN CHARITIES INC		12	1	8%	13
CVS MINUTE CLINIC DIAGNOSTIC OF TEXAS LLC		10	3	23%	13
MEDEXPRESS URGENT CARE - TIMBERLAKE		12	1	8%	13
ARNOT OGDEN MEDICAL CENTER LABORATORY		13			13
PRIMARY CARE WALK IN CLINIC PLLC			13	100%	13
HORIZON MEDICAL GROUP		11	2	15%	13
IN-OFFICE LAB		12	1	8%	13
LUCID DIAGNOSTICS LABS			13	100%	13
HARBOR CHASE OF JACKSONVILLE			13	100%	13
GLENBROOKE AT PALM BAY			13	100%	13
Sunnyside Care Center		13			13
ESCAMBIA COMMUNITY CLINIC		2	11	85%	13
A AND R RESEARCH GROUP LLC		10	3	23%	13
ADVENTHEALTH MEDICAL GROUP MULTISPECIALTY			13	100%	13
BAYA URGENT CARE LLC		1	12	92%	13
BRYAN WHITFIELD MEMORIAL HOSPITAL		8	5	38%	13
UNIVERSITY HOSPITAL UC HEALTH		9	4	31%	13
FLORIDA STATE HOSPITAL			13	100%	13
MINUTECLINIC DIAGNOSTIC OF TN, PC 374		9	4	31%	13
CITY OF CAPE CORAL		12	1	8%	13
GENEXPERT			13	100%	13
CLINICAL LABORATORY SERVICES			13	100%	13
WHITE-WILSON MEDICAL CENTER		11	2	15%	13
MEDEXPRESS URGENT CARE - ROBINSON TWP, STEUBENVILLE PIKE		11	2	15%	13
ELTINGVILLE CIRCLE URGENT CARE		13			13
CROSS CARE CENTER			13	100%	13
LONG ISLAND JEWISH VALLEY STREAM		12	1	8%	13

COVID-19: testing by laboratory

Data through Feb 16, 2021 verified as of Feb 17, 2021 at 09:25 AM

Data in this report are provisional and subject to change.

The numbers in the table below represent the number of Florida and non-Florida residents for whom test results were received by the Department of Health. A person can be tested by more than one laboratory and can have both positive and negative results. **Therefore, the sum of the numbers in each column will be larger than the total number of people tested.**

Reporting lab	Inconclusive	Negative	Positive	Percent positive	Total
MINUTECLINIC DIAGNOSTIC OF MICHIGAN PC		12	1	8%	13
PULSE & REMEDY LLC			13	100%	13
MELBOURNE FAMILY PRACTICE		12	1	8%	13
ADVENT HEALTH - WINTER HAVEN		7	6	46%	13
MINUTECLINIC DIAGNOSTIC OF TN PC #6435		13			13
VILLA OF KINGS AND QUEENS OF DELRAY		13			13
ROCKLEDGE		3	10	77%	13
DYNAMIC DNA LAB		1	12	92%	13
PHELPS HOSPITAL LABORATORY		11	2	15%	13
AVALON MEDICAL WALK IN CLINIC			13	100%	13
ALL AMERICAN URGENT CARE			13	100%	13
WEEMS MEDICAL CENTERS		9	4	31%	13
SHELBY COUNTY HEALTH CARE CORPORATION		10	3	23%	13
MINUTECLINIC DIAGNOSTIC OF TN, PC 6438		11	2	15%	13
ORCHID COVE		3	10	77%	13
INTERMOUNTAIN CENTRAL LAB		1	12	92%	13
PREMIER LABORATORY SERVICES, LLC		5	8	62%	13
ST ANTHONY'S HOSP PATIENT CARE SERVICE			13	100%	13
BROOKLYN HOSPITAL CENTER DOWNTOWN CAMPUS		13			13
Grand Villa of Clearwater		11	2	15%	13
COMPREHENSIVE CHILDCARE ASSOCIATES		8	5	38%	13
CAREATC			13	100%	13
SOMA MEDICAL CENTER # 4		2	11	85%	13
MAINSTREET FAMILY SELECT		1	12	92%	13
BROOKDALE DELAND			13	100%	13
PARKWEST MEDICAL CENTER		11	2	15%	13
ACCESS HEALTH CARE PHYSICIANS LLC		4	9	69%	13
ACADIAN DIAGNOSTIC LABORATORIES		8	4	33%	12
SOMA MEDICAL CENTER, P.A.			12	100%	12
ST PETER'S UNIVERSITY HOSPITAL		9	3	25%	12
KINDRED HOSPITAL OCALA		10	2	17%	12
COLLIER COUNTY HEALTH DEPT.		7	5	42%	12
BAPTIST PRIMARY CARE PONTE VEDRA		6	6	50%	12
OHIO STATE UNIVERSITY MEDICAL CENTER			12	100%	12
NOVALIFE MEDSPA			12	100%	12
VERITAS RESEARCH CORP			12	100%	12
NATIONAL GENETICS INST LABCORP		4	8	67%	12
METHODIST MEDICAL CENTER		9	3	25%	12
LEON CHD		12			12
HIGHLANDS COUNTY FIRE RESCUE		12			12
LIFE CARE OF PORT SAINT LUCIE		3	9	75%	12
FHCP-PORT ORANGE		3	9	75%	12
GNT ASSOCIATES		11	1	8%	12
BROOKDALE CITRUS			12	100%	12
MAIN STREET MEDICAL CENTER OF CRESTVIEW PA		1	11	92%	12
SUWANNEE COUNTY JAIL		11	1	8%	12
MEDI STATION			12	100%	12

COVID-19: testing by laboratory

Data through Feb 16, 2021 verified as of Feb 17, 2021 at 09:25 AM

Data in this report are provisional and subject to change.

The numbers in the table below represent the number of Florida and non-Florida residents for whom test results were received by the Department of Health. A person can be tested by more than one laboratory and can have both positive and negative results. **Therefore, the sum of the numbers in each column will be larger than the total number of people tested.**

Reporting lab	Inconclusive	Negative	Positive	Percent positive	Total
IREPERTOIRE_MOL_LAB		12			12
MORTON PLANT MEASE			12	100%	12
PARROTT MEDICAL CLINIC			12	100%	12
WALGREEN		4	8	67%	12
CVS TN5639POCT FARRAGUT		10	2	17%	12
JFK MEDICAL CENTER NORTH LAB		1	11	92%	12
TNC WALK IN CLINIC		9	3	25%	12
PANCARE HEALTH - WEWA ELEMENTARY			12	100%	12
ADVENTHEALTH MEDICAL GROUP CARE CLINIC AT		8	4	33%	12
MC DIAGNOSTIC OF CONNECTICUT, PC #775		11	1	8%	12
CLINIC OF PEDIATRICS & GI MEDICINE INC			12	100%	12
HAVEN HOSPICE			12	100%	12
MIRACLE ALF INC		12			12
YORKVILLE PEDIATRIC URGENT CARE		12			12
LAB UNKNOWN		1	11	92%	12
APPLE DIAGNOSTICS LAB		5	7	58%	12
SUMMERGATE PHARMACY		11	1	8%	12
GEORGE W FERGUSON MD-CONCIERGE MEDICAL SERVICES PL		11	1	8%	12
FLORIDA DEPT OF HEALTH		4	8	67%	12
FORT PIERCE FAMILY CARE INC		6	6	50%	12
BROWARD DIALYSIS			12	100%	12
MERIDIAN AT WATERWAYS, THE		10	2	17%	12
ST VINCENT'S URGENT CARE		9	3	25%	12
MI2297090CV HOLLAND-23D2189684		12			12
MEDEXPRESS URGENT CARE - SEMINOLE SQUA		10	2	17%	12
INNOVATIVE RESEARCH OF WEST FLORIDA		9	3	25%	12
TLC FAMILY CARE HOME INC		12			12
FLORIDA PRESBYTERIAN HOMES INC		11	1	8%	12
SUMMIT ATLANTIC SURGERY CENTER		12			12
GLEN OAKS HEALTH AND REHABILITATION CENTER			12	100%	12
STEWART MELBOURNE HOSPITAL, INC	1		11	92%	12
MERCY MEDICAL CENTER		5	7	58%	12
ORMOND MEDICAL ARTS		3	9	75%	12
FAMILY MEDICINE AT LONGWOOD			12	100%	12
WACO HHSSURGEWACO	1	10	1	8%	12
MEDEXPRESS URGENT CARE-ALTOONA		10	2	17%	12
Lady Lake Specialty Care			12	100%	12
THE PLAZA AT PARKSQUARE		12			12
WOODLAND TOWERS		6	6	50%	12
NAPLES GREEN VILLAGE		12			12
CARENOW URGENT CARE-WEST END		7	4	36%	11
ELITE HOME HEALTH SERVICES		11			11
MOUNT DORA PEDIATRICS		9	2	18%	11
PALM BEACH PATHOLOGY		9	2	18%	11
SAMARITAN MEDICAL CENTER		11			11
CARINGTON MANOR		11			11
MINUTECLINIC DIAGNOSTIC OF TN, PC 4992		11			11

COVID-19: testing by laboratory

Data through Feb 16, 2021 verified as of Feb 17, 2021 at 09:25 AM

Data in this report are provisional and subject to change.

The numbers in the table below represent the number of Florida and non-Florida residents for whom test results were received by the Department of Health. A person can be tested by more than one laboratory and can have both positive and negative results. **Therefore, the sum of the numbers in each column will be larger than the total number of people tested.**

Reporting lab	Inconclusive	Negative	Positive	Percent positive	Total
VIRTUA WEST JERSEY HOSPITAL VOORHEES		9	2	18%	11
PINELLAS COUNTY HEALTH DEPARTMENT		2	9	82%	11
FLORIDA MEDICAL CLINIC IM MLK		9	2	18%	11
CARLOS PORTU MD, PLLC			11	100%	11
UNIVERSITY CENTRA CARE		10	1	9%	11
MHHS All Lab Subsection		11			11
Hackensack Umc Mountainside		10	1	9%	11
PRIMECARE AT PORT ORANGE			11	100%	11
WELLMED AT SOUTH PARSONS		9	2	18%	11
Rosewood Healthcare and Rehabilitation Center		5	6	55%	11
DESOTO HEALTH AND REHAB LLC		7	4	36%	11
BIOTECH CLINICAL LABORATORIES, INC.		1	10	91%	11
HARLEM HOSPITAL CENTER		10	1	9%	11
WINTER PARK CARE AND REHABILITATION			11	100%	11
CORNER OAK ESTATE LLC		11			11
LEHIGH VALLEY HOSPITAL		3	8	73%	11
MORTON PLANT NORTH BAY HOSPITAL			11	100%	11
WATSON HEALTHCARE		8	3	27%	11
ENCOMPASS HOME HEALTH OF THE SOUTHEAST LLC		11			11
THE TERRACE OF SAINT CLOUD		9	2	18%	11
SURGERY CENTER OF CORAL GABLES LLC,THE		9	2	18%	11
ADVANCED URGENT CARE CENTER			11	100%	11
45TH 1		11			11
TROPICANA		5	6	55%	11
FAMILY MEDICINE AT HUNTERS CREEK		11			11
CARE FAST MURABELLA		7	4	36%	11
DMH STEINHATCHEE FAMILY MEDICINE		8	3	27%	11
MINUTECLINIC DIAGNOSTIC OF LOUISIANA,		10	1	9%	11
PRIMECARE ACQUISITION FAMILY PRACTICE INC		11			11
GRAND VILLA OF ORMOND BEACH		9	2	18%	11
CULINARY INSTITUTE OF AMERICA STUDENT	3	8			11
ADVENTIST HEALTH SYSTEM FLORIDA DEPT OF HEALTH		7	4	36%	11
MIDNIGHT MEDICINE			11	100%	11
SARASOTA - ROBERT L TAYLOR COMMUNITY CENTER□		1	10	91%	11
ALCOVE ASSISTED LIVING FACILITY		11			11
FIRST CHOICE PEDIATRICS WINTER SPRINGS		10	1	9%	11
ORLANDO ORTHOPAEDIC OUTPATIENT SURGERY CENTER LLC		8	3	27%	11
AZALEA HEALTH		2	9	82%	11
UNIVERSITY OF ILLINOIS VETERINARY DIAG		11			11
MEDICAL CENTER AFFILIATES WEST PALM			11	100%	11
HOPE HEALTHCARE		11			11
AVENTURA HOSPITAL AND MEDICAL CENTER			11	100%	11
St Joseph's Hospital & Medical Center		10	1	9%	11
NIGHT LITE PEDIATRICS CENTER, LLC		1	10	91%	11
MEDEXPRESS URGENT CARE- MARYLAND		10	1	9%	11
REDMED CLINIC OF ARLINGTON		10	1	9%	11
CVS MINUTE CLINIC, LLC		9	2	18%	11

COVID-19: testing by laboratory

Data through Feb 16, 2021 verified as of Feb 17, 2021 at 09:25 AM

Data in this report are provisional and subject to change.

The numbers in the table below represent the number of Florida and non-Florida residents for whom test results were received by the Department of Health. A person can be tested by more than one laboratory and can have both positive and negative results. **Therefore, the sum of the numbers in each column will be larger than the total number of people tested.**

Reporting lab	Inconclusive	Negative	Positive	Percent positive	Total
GADSDEN REGIONAL MEDICAL CENTER		11			11
GAMMA DIAGNOSTIC LAB LLC			11	100%	11
PEDIATRIC ASSOCIATES PA		10	1	9%	11
CARLOS F FUSTER MD PA		11			11
AIM LABORATORIES			11	100%	11
GENESIS		7	4	36%	11
NORTHERN WESTCHESTER HOSPITAL LABORATORY		9	2	18%	11
UMHC/SYLVESTER AT KENDALL		1	10	91%	11
SENIOR HOME CARE INC		11			11
FAMILY PRACTICE ON THE GO		6	5	45%	11
MED LABS DIAGNOSTICS		6	5	45%	11
TELEVISIT PALM BAY FAMILY PRACTICE		9	2	18%	11
WANTAGH URGENT CARE		8	3	27%	11
SEMORAN FAMILY HEALTH LLC		10	1	9%	11
NEWPATH DIAGNOSTICS		6	5	45%	11
ILLINOIS DEPT OF PUBLIC HEALTH LAB - SPRINGFIELD			11	100%	11
GRAND VILLA OF ENGLEWOOD		7	4	36%	11
ADVENTHEALTH MEDICAL GROUP PEDIATRICS AT		2	9	82%	11
St. Annes Nursing Center, St. Annes Residence, Inc.		11			11
ADVENTHEALTH MEDICAL GROUP		9	1	10%	10
OPTIMAL CARE PEDIATRICS			10	100%	10
DES PLAINES CLINICAL LAB		3	7	70%	10
AMBRY GENETICS CORPORATION		10			10
MIAMI BEACH MEDICAL GROUP LLC			10	100%	10
WELLMED AT PORT ST LUCIE WEST		6	4	40%	10
HIGH TOWER ALF LLC		9	1	10%	10
MEDEXPRESS URGENT CARE PARKERSBURG		8	2	20%	10
KIDSVILLE PEDIATRICS			10	100%	10
ASSOCIATES MD CYPRESS CREEK			10	100%	10
MEYER PEDIATRICS CHTD		10			10
LAKE BALDWIN CBOC		9	1	10%	10
ESTATES MEDICAL CENTER INC			10	100%	10
TENNESSEE DEPARTMENT OF HEALTH (TDH) - CENTRAL LABORATORY		2	8	80%	10
PERSONAL PEDIATRICS PA		7	3	30%	10
CORONA PATHOLOGY		10			10
MEDEX REGIONAL LABORATORIES LLC		1	9	90%	10
MEDEXPRESS URGENT CARE - LAFAYETTE		9	1	10%	10
MAINSTREET FAMILY CARE			10	100%	10
FLORIDA DEPARTMENT OF HEALTH WASHINGTON COUNTY		5	5	50%	10
URGENT CARE CENTER AT PINNACLE		4	6	60%	10
A LILIKO'I PHARMACY LLC		10			10
CONCIMED LLC		9	1	10%	10
MINUTECLINIC DIAGNOSTIC OF TEXAS		9	1	10%	10
ONEIDA HEALTHCARE CENTER		8	2	20%	10
URGENT CARE USA LLC		1	9	90%	10
PANCARE HEALTH - VERNON ELEMENTARY			10	100%	10
BROWARD HEALTH CARE			10	100%	10

COVID-19: testing by laboratory

Data through Feb 16, 2021 verified as of Feb 17, 2021 at 09:25 AM

Data in this report are provisional and subject to change.

The numbers in the table below represent the number of Florida and non-Florida residents for whom test results were received by the Department of Health. A person can be tested by more than one laboratory and can have both positive and negative results. **Therefore, the sum of the numbers in each column will be larger than the total number of people tested.**

Reporting lab	Inconclusive	Negative	Positive	Percent positive	Total
PPD - IXLAYER		9	1	10%	10
TMH PHYSICIAN PARTNERS - MONTICELLO		8	2	20%	10
LUXOR SCIENTIFIC LLC		1	9	90%	10
Maury Regional Hospital		6	4	40%	10
COMMUNITY HEALTH CENTER		2	8	80%	10
Grand Villa of Dunedin		4	6	60%	10
RED MOUNTAIN DIAGNOSTICS		10			10
ISLAND COAST PEDIATRICS IN-HOUSE LAB		10			10
MEDEXPRESS URGENT CARE CHARLESTON		6	4	40%	10
MOLECULAR PATHOLOGY LABORATORY			10	100%	10
ALABAMA DEPARTMENT OF PUBLIC HEALTH		1	9	90%	10
RPC@HODGES		2	8	80%	10
VENICE GREEN VILLAGE		3	7	70%	10
PRORENATA LABS		2	8	80%	10
RIVERWOOD CENTER,THE			10	100%	10
GRAND VILLA OF PINELLAS PARK		9	1	10%	10
Westchester General Hospital			10	100%	10
MISSOURI DEPARTMENT OF HEALTH AND SENIOR SERVICES			10	100%	10
ASHRAF MEDICAL GROUP PLLC DBA PULSE M		9	1	10%	10
OCCUPATIONAL HEALTH CENTERS OF THE SOUTHWEST PA		9	1	10%	10
NORTON HEALTHCARE			10	100%	10
COVANCE CENTRAL LABORATORY			10	100%	10
CROSSROADS URGENT CARE, PLLC		10			10
Lehigh Acres Health and Rehabilitation			10	100%	10
CARENOW URGENT CARE - EAST NASHVILLE		8	2	20%	10
FLEMING ISLAND CENTER FOR CLINICAL RESEARCH		10			10
MULBERRY CARE CENTER		7	3	30%	10
MINUTECLINIC DIAGNOSTIC OF TN PC #320		9	1	10%	10
MEDEXPRESS URGENT CARE - SALEM		6	4	40%	10
BOCA RATON REGIONAL HOSPITAL LAB			10	100%	10
MOSOLF PEDIATRICS			10	100%	10
THE VILLAGES HEALTH		5	5	50%	10
SUPERIOR RESIDENCES OF CLERMONT		2	8	80%	10
MEDEXPRESS URGENT CARE - MONROE		10			10
MEDLAB ASSOCIATES LLC		10			10
CONSULATE HEALTH CARE OF PENSACOLA			10	100%	10
MINUTECLINIC DIAGNOSTIC OF TN PC #6415		9	1	10%	10
APPALACHIAN REGIONAL HEALTHCARE SYSTEM		10			10
MONTEFIORE MEDICAL CENTER LABORATORIES - WEILER		7	3	30%	10
MEDICAL LABORATORY DIAGNOSTICS			10	100%	10
RUSSELL MEDICAL CENTER		9	1	10%	10
HCR MANORCARE		10			10
LIFE'S SPECIAL MOMENTS INC		10			10
NOT INDICATED		1	9	90%	10
VETERNANS ADMINISTRATION			10	100%	10
AMERICAN HOUSE FORT MYERS		10			10
ACCESS PHARMACY		10			10

COVID-19: testing by laboratory

Data through Feb 16, 2021 verified as of Feb 17, 2021 at 09:25 AM

Data in this report are provisional and subject to change.

The numbers in the table below represent the number of Florida and non-Florida residents for whom test results were received by the Department of Health. A person can be tested by more than one laboratory and can have both positive and negative results. **Therefore, the sum of the numbers in each column will be larger than the total number of people tested.**

Reporting lab	Inconclusive	Negative	Positive	Percent positive	Total
Solaris Healthcare Pensacola			10	100%	10
FLORIDA MEDICAL CLINIC - MULTI SPECIALTY CAMPUS		2	8	80%	10
MINUTECLINIC DIAGNOSTIC OF NORTH		9	1	10%	10
NORTH OKALOOSA PHYSICIAN GROUP		10			10
THE PALMS PHARMACY, INC		9	1	10%	10
SAVANNAH MANOR ASSISTED LIVING COMMUNITY			10	100%	10
CREATIVE TESTING SOLUTIONS		3	7	70%	10
CVS NC187POCT CHARLOTTE		10			10
BAPTIST HEALTH			10	100%	10
BEAUMONT LABORATORY			10	100%	10
STATEN ISLAND UNIVERSITY HOSPITAL SEGUINE AVE		9	1	10%	10
JOHN W NORRIS III MD PA	1		9	90%	10
BROOKDALE PANAMA CITY		9	1	10%	10
GRAND VILLA OF BOYNTON BEACH		10			10
LAKE NONA MEDICAL SERVICES		3	7	70%	10
MEDEXPRESS URGENT CARE-KATY		7	3	30%	10
NEW JERSEY DEPARTMENT OF HEALTH COMMUNICABLE DISEASE SERVICE		3	7	70%	10
PRIMARY CARE SPECIALISTS OF ORLANDO LLC		8	2	20%	10
Hialeah Nursing And Rehabilitation Center		6	4	40%	10
PLYMOUTH HARBOR INCORPORATED		9	1	10%	10
VITALANT		1	9	90%	10
BLOCK NATION CHASE		4	6	60%	10
VASCONCELLO COHEN MD PA		9	1	10%	10
CVS MINUTE CLINIC DIAGNOSTIC OF WISCONSIN		10			10
PBC PREMIER FAMILY HEALTH			10	100%	10
MINUTECLINIC DIAGNOSTIC OF NEW MEXICO		10			10
URGENT CARE OF NEW YORK		10			10
EMERALD COAST HOSPICE - CRESTVIEW		10			10
CBC LAB		3	7	70%	10
MEDEXPRESS URGENT CARE - BENTON HARBOR		9			9
MC DIAGNOSTIC OF CONNECTICUT, PC #1960		9			9
IGENEX INC		9			9
PATEL MEDICAL VENTURES		8	1	11%	9
Casa Mora Rehabilitation & Extended Care		9			9
FAMILY PRACTICE OF DAVIE INC			9	100%	9
NIGHT OWL PEDIATRICS URGENT CARE			9	100%	9
NATURE COAST REGIONAL MEDICAL CENTER			9	100%	9
RICHMOND UNIVERSITY MEDICAL CENTER		7	2	22%	9
SAMARITAN HOSPITAL LABORATORY		8	1	11%	9
GLADES COUNTY DETENTION CENTER			9	100%	9
REMISE OCCUPATIONAL HEALTH SOLUTIONS INC			9	100%	9
PEDIATRIC HEALTH CARE ALLIANCE			9	100%	9
FLORIDA MEDICAL CL ODOM TPA		4	5	56%	9
ACCESS HOME HEALTH OF FLORIDA LLC		9			9
MAGNOLIA MANOR			9	100%	9
NORTHWEST FLORIDA COMMUNITY HOSPITAL LABORATORY		8	1	11%	9
AVALON FAMILY RESORT ASSISTED LIVING LLC		9			9

COVID-19: testing by laboratory

Data through Feb 16, 2021 verified as of Feb 17, 2021 at 09:25 AM

Data in this report are provisional and subject to change.

The numbers in the table below represent the number of Florida and non-Florida residents for whom test results were received by the Department of Health. A person can be tested by more than one laboratory and can have both positive and negative results. **Therefore, the sum of the numbers in each column will be larger than the total number of people tested.**

Reporting lab	Inconclusive	Negative	Positive	Percent positive	Total
CVS MO8590POCT KANSAS CITY		5	4	44%	9
BRENNITY AT VERO BEACH, THE			9	100%	9
CVS MINUTE CLINIC DIAGNOSTIC MED GRP OF CA		9			9
FLORIDA MENTOR		7	2	22%	9
CLEVELAND TENNESSEE HOSPITAL COMPANY		8	1	11%	9
ADVENT HEALTH - FOUR CORNERS ER		8	1	11%	9
HUNTINGTON URGENT CARE		8	1	11%	9
CARENOW URGENT CARE-MT JULIET		8	1	11%	9
Consulate Health Care of Brandon		7	2	22%	9
CVS MINUTE CLINIC DIAGNOSTIC OF TEXAS, LLC		9			9
EMERGENCY MEDICAL CENTER		3	6	67%	9
LAKE NONA MEDICAL SERVICE LLC		9			9
CVS MINUTE CLINIC DIAGNOSTIC PA		7	2	22%	9
CHEMISYS LABORATORIES		1	8	89%	9
MINUTECLINIC DIAGNOSTIC OF PA, LLC (1036)		8	1	11%	9
WINDSOR WOODS REHAB & HEALTHCARE CTR		8	1	11%	9
OUR HOME AT BEACON HILL			9	100%	9
HEALTH NETWORK LABORATORIES		6	3	33%	9
MIDMICHIGAN MEDICAL CENTER			9	100%	9
URGENT CARE & FAMILY PRACTICE CENTER			9	100%	9
MEDEXPRESS URGENT CARE - PANTOPS		8	1	11%	9
Manor Care of Dunedin		6	3	33%	9
ORLANDO ORTHOPAEDIC OUTPATIENT SURGERY CENTER		5	4	44%	9
ADULT MEDICINE OF LAKE COUNTY INC			9	100%	9
MICHIGAN DEPARTMENT OF COMMUNITY HEALTH		1	8	89%	9
ANY LAB TEST NOW INC			9	100%	9
CHILDREN'S HEALTHCARE OF ATLANTA/EGLESTON		9			9
PALM BAY URGENT CARE PL		1	8	89%	9
NORTHSHORE UNIVERSITY HEALTHSYSTEM EVANSTON HOSPITAL LAB			9	100%	9
MED TECH SERVICES OF PALM BEACH INC		9			9
GRAND VILLA OF DEL RAY WEST		8	1	11%	9
MOBILE RESPONSE DIAGNOSTICS LLC		8	1	11%	9
UNAVAILABLE/UNKNOWN/NO INFORMATION FOUND			9	100%	9
PENSACOLA PEDIATRICS MILTON		3	6	67%	9
WINDSOR OF SAN PABLO, THE		6	3	33%	9
ALACHUA			9	100%	9
ST JUDE LABORATORIES		7	2	22%	9
CARROLL GARDENS URGENT CARE		9			9
MONROE COUNTY HOSPITAL		6	3	33%	9
BAYFRONT MEDICAL			9	100%	9
CVS MINUTE CLINIC DIAGNOSTIC		8	1	11%	9
HEALTH MED HOME CARE, LLC		9			9
RHODE ISLAND DEPARTMENT OF HEALTH			9	100%	9
CVS NC3516POCT WINSTON SALEM		7	2	22%	9
VILLAGE PLACE HEALTH AND REHAB		9			9
BERGEN NEW BRIDGE M		8	1	11%	9
OMNI			9	100%	9

COVID-19: testing by laboratory

Data through Feb 16, 2021 verified as of Feb 17, 2021 at 09:25 AM

Data in this report are provisional and subject to change.

The numbers in the table below represent the number of Florida and non-Florida residents for whom test results were received by the Department of Health. A person can be tested by more than one laboratory and can have both positive and negative results. **Therefore, the sum of the numbers in each column will be larger than the total number of people tested.**

Reporting lab	Inconclusive	Negative	Positive	Percent positive	Total
MIAMI BEACH MEDICAL GROUP			9	100%	9
BAYONET POINT HOSPITAL			9	100%	9
CHILDREN'S HEALTH CENTER INC.		7	2	22%	9
BUENA VIDA ESTATES			9	100%	9
VITRO MOLECULAR LABORATORIES	1		8	89%	9
ADVENTIST HEALTH SYSTEM		9			9
HAWTHORNE INN OF LAKE LAND		9			9
CLAYMED OF NORTH FLORIDA			9	100%	9
PRECISION GENETICS			9	100%	9
LEE COMMUNITY HEALTHCARE - LEHIGH		9			9
MEDEXPRESS URGENT CARE MONACA		9			9
LAKEVIEW HEALTH SYSTEMS			9	100%	9
MINUTECLINIC, LLC #4230		8	1	11%	9
UNIVERSITY MEDICAL CENTER		8	1	11%	9
CVS HEALTH, #3396		9			9
LOREY ALF		9			9
ORANGE PARK PEDIATRIC ASSOCIATES		1	8	89%	9
MAIMONIDES MEDICAL CENTER		6	3	33%	9
BIG BEND HOSPICE INC		9			9
RIVERSIDE MEDICAL GROUP		8	1	11%	9
BAYFRONT HEALTH ST PETERSBURG		8	1	11%	9
MEDEXPRESS URGENT CARE - WINCHESTER GATEWAY		7	2	22%	9
MINUTE CLINIC LLC #1448		8	1	11%	9
CVS PHARMACY NO 274		9			9
WINDSOR OF GAINESVILLE		9			9
WADSWORTH CENTER - DAVID AXELROD INSTITUTE		8	1	11%	9
ROSEMONT GARDENS INC		9			9
MC DIAGNOSTIC OF CONNECTICUT PC #459		9			9
WESTCHESTER GENERAL HOSPITAL BLOOD GAS LAB			9	100%	9
MINUTECLINIC DIAGNOSTIC OF MINNESOTA		9			9
ROSECASTLE			9	100%	9
COLLIER HMA PHYSICIAN MANAGEMENT, LLC		1	8	89%	9
BRIDGE DIAGNOSTICS			9	100%	9
GCPM MANUAL MICROBIOLOGY		1	8	89%	9
MINUTE CLINIC LLC #5733		9			9
Signature Healthcare of Ormond		9			9
MEDEXPRESS URGENT CARE - CHRISTIANBURG		7	2	22%	9
NEMOURS CHILDREN'S PRIMARY CARE VERO BEACH			9	100%	9
MADISON COUNTY HEALTH DEPARTMENT		5	3	38%	8
NORTHSIDE HOSPITAL		2	6	75%	8
PINELLAS PARK FIRE DEPARTMENT		8			8
DEPARTMENT OF HEALTH- CITRUS COUNTY		1	7	88%	8
KIDSWOOD PEDIATRICS CORP		2	6	75%	8
WALK-IN MEDICAL CARE			8	100%	8
MINUTE CLINIC DIAGNOSTIC OF SC, LLC #42		7	1	13%	8
BARTON PARKER OD PC		8			8
BAPTIST PEDIATRICS		6	2	25%	8

COVID-19: testing by laboratory

Data through Feb 16, 2021 verified as of Feb 17, 2021 at 09:25 AM

Data in this report are provisional and subject to change.

The numbers in the table below represent the number of Florida and non-Florida residents for whom test results were received by the Department of Health. A person can be tested by more than one laboratory and can have both positive and negative results. **Therefore, the sum of the numbers in each column will be larger than the total number of people tested.**

Reporting lab	Inconclusive	Negative	Positive	Percent positive	Total
MEDEXPRESS URGENT CARE - WASHINGTON		6	2	25%	8
THE MARY IMOGENE BASSETT HOSPITAL		8			8
NITIN BAWA PROFESSIONAL ASSOCIATES			8	100%	8
FAMILY MEDICINE OF WESTON LLC			8	100%	8
TANVIR H SHAGAR NP		8			8
MEDICANA NURSING AND REHAB CENTER			8	100%	8
BENSONHURST URGENT CARE		8			8
CIAN DIAGNOSTICS			8	100%	8
JOHNS HOPKINS MEDICAL LABORATORIES		1	7	88%	8
FLORIDA CLINICAL LAB		1	7	88%	8
MC DIAGNOSTIC OF CONNECTICUT, PC # 257		7	1	13%	8
Sunset Lake Health and Rehabilitation Center		8			8
HARBORCHASE OF DR PHILLIPS		7	1	13%	8
METHODIST HOSPITAL			8	100%	8
ST CLOUD PHYSICIAN MANAGMENT LLC		7	1	13%	8
X-GENE MOLECULAR LABS		1	7	88%	8
MONTEFIORE NYACK HOSPITAL AFFILIATED LABORATORY		8			8
ENCOMPASS HOME HEALTH OF THE SOUTHEAST LLC		8			8
FHCP-ORANGE CITY			8	100%	8
SEA LEVEL LABS			8	100%	8
MEDEXPRESS URGENT CARE, BUTLER		5	3	38%	8
BAPTIST OUTPATIENT			8	100%	8
VETERANS AFFAIRS MEDICAL CENTER - OUTPATIENT			8	100%	8
MID-HUDSON VALLEY DIVISION OF WESTCHESTER MEDICAL		8			8
BLOOMING GARDENS OF CARE INC		8			8
BEAUMONT EMERGENCY CENTER			8	100%	8
MINUTECLINIC INCORPORATE, LLC		6	2	25%	8
BIOTECH PHARMACEUTICAL GROUP LLC			8	100%	8
DORAL URGENT CARE			8	100%	8
WESTPAC LABS INC	1		7	88%	8
URGENT TEAM MANAGEMENT OF TENNESSEE		7	1	13%	8
IU HEALTH PATHOLOGY		1	7	88%	8
MONTEFIORE MEDICAL CENTER LABORATORIES - NORTH		8			8
ALLINA HEALTH - ABBOTT NORTHWESTERN HOSPITAL		5	3	38%	8
LANE PEDIATRICS PA			8	100%	8
VITAS HEALTHCARE CORPORATION OF FL			8	100%	8
HOLY NAME MEDICAL CENTER	1	6	1	13%	8
ADVANCED RESEARCH FOR HEALTH IMPROVEMENT		6	2	25%	8
ST. JOSEPH HOSPITAL AND HEALTH CARE INC.			8	100%	8
WATERFORD AT CREEKSIDE, THE			8	100%	8
MINUTECLINIC, LLC, DBA MINUTECLINIC #6106		6	2	25%	8
FAMILY HEALTH CENTER AT PORT ST JOHN		4	4	50%	8
VIGILINT HEALTHCARE		5	3	38%	8
FOUNTAINVIEW BY FIVE STAR QUALITY CARE		7	1	13%	8
MINUTE CLINIC		1	7	88%	8
CVS NC2357POCT HUNTERSVILLE		7	1	13%	8
CVS NY4098030POCT NEW YORK		8			8

COVID-19: testing by laboratory

Data through Feb 16, 2021 verified as of Feb 17, 2021 at 09:25 AM

Data in this report are provisional and subject to change.

The numbers in the table below represent the number of Florida and non-Florida residents for whom test results were received by the Department of Health. A person can be tested by more than one laboratory and can have both positive and negative results. **Therefore, the sum of the numbers in each column will be larger than the total number of people tested.**

Reporting lab	Inconclusive	Negative	Positive	Percent positive	Total
PHASE2 LABS	2	4	2	25%	8
ARTHREX MEDICAL CENTER EAST		4	4	50%	8
ST CHARLES HOSPITAL LABORATORY		8			8
MAGNOLIA PEDIATRICS GROUP LLC			8	100%	8
THE WOLFF CENTER FOR CHILD & ADOLESCENT HEALTH			8	100%	8
ALACHUA COUNTY HEALTH DEPARTMENT		1	7	88%	8
OPTUM SILVER LAKES			8	100%	8
NASCAR EVENT MANAGEMENT, LLC		8			8
ROBERT WOOD JOHNSON HOSPITAL		7	1	13%	8
DOH JACKSONVILLE CENTRAL LABORATORY		3	5	63%	8
HUNTINGTON VILLAGE URGENT CARE		8			8
ST VINCENT'S ST CLAIR		5	3	38%	8
PUTNAM FAMILY CARE INC		3	5	63%	8
DAVID LAWRENCE CENTER INC		7	1	13%	8
FRUITVILLE URGENT CARE			8	100%	8
PENSACOLA CLUSTER			8	100%	8
DOCTOR'S IN HOUSE LAB			8	100%	8
UNIVERSITY OF MIAMI MILLER SCHOOL			8	100%	8
INTERNAL MEDICINE ASSOCIATES OF JACKSON HOSPITAL			8	100%	8
SOUTHEASTERN PEDIATRIC ASSOCIATES			8	100%	8
THOMAS JEFFERSON UNIVERSITY HOSPITAL		4	4	50%	8
URGENT MEDICAL CENTER INC		2	6	75%	8
GENEUS DIAGNOSTICS			8	100%	8
GULF COAST MEDICAL GROUP		2	6	75%	8
ATLANTIC CONSOLIDATED LABORATORY		8			8
COLLIER BLVD HMA PHYSICIAN MANAGEMENT,, LLC			8	100%	8
ALLEGRO - TAMPA	1	4	3	38%	8
LAKE CONWAY URGENT CARE LLC		2	6	75%	8
MINUTECLINIC, LLC, MINUTECLINIC #7637		6	2	25%	8
MINUTECLINIC DIAGNOSTIC OF TN PC #5671		5	3	38%	8
CONSULATE HEALTH CARE		7	1	13%	8
MINUTECLINIC, LLC, #4160		5	3	38%	8
LIFE CARE CITRUS COUNTY			8	100%	8
GENE STREET LABORATORIES, LLC		6	2	25%	8
MEDEXPRESS URGENT CARE - SWANSEA, N ILLINOIS ST		7	1	13%	8
FLORIDA HOSPITAL WINTER PARK		7	1	13%	8
JACKSON CLINIC PA,THE		4	4	50%	8
GRAND VILLA OF LARGO		6	2	25%	8
CITY OF CLEARWATER EMPLOYEE HEALTH CENTER		1	7	88%	8
EXECUTIVE MEDICAL SERVICES		8			8
PALM BEACH CDH - DELRAY BEACH			8	100%	8
DR PHILLIPS MEDICAL WELLNESS CENTER		8			8
AFC URGENT CARE - CEDAR GROVE		8			8
Fouraker Hills Rehab and Nursing			8	100%	8
MINUTECLINIC DIAGNOSTIC OF NEW JERSEY, LLC # 7069		8			8
MEDEXPRESS URGENT CARE-LATROBE		8			8
SURGOINSVILLE PHARMACY		8			8

COVID-19: testing by laboratory

Data through Feb 16, 2021 verified as of Feb 17, 2021 at 09:25 AM

Data in this report are provisional and subject to change.

The numbers in the table below represent the number of Florida and non-Florida residents for whom test results were received by the Department of Health. A person can be tested by more than one laboratory and can have both positive and negative results. **Therefore, the sum of the numbers in each column will be larger than the total number of people tested.**

Reporting lab	Inconclusive	Negative	Positive	Percent positive	Total
DOTHAN PEDIATRIC CLINIC			8	100%	8
NEW HAMPSHIRE DEPARTMENT OF HEALTH AND HUMAN SERVICES		3	5	63%	8
HEALTHMARK REGIONAL HOSPITAL LAB		4	4	50%	8
PASSPORT HEALTH OF TAMPA BAY		8			8
MINUTECLINIC DIAGNOSTIC OF TN PC #386		7	1	13%	8
Nashville Central Laboratory		8			8
PALM BEACH COUNTY HEALTH DEPARTMENT LABORATORY			8	100%	8
MEDEXPRESS ELKINS		8			8
MEDEXPRESS URGENT CARE - BEECH GROVE		7	1	13%	8
KIMBERLY J HENDERSON MD PC		7	1	13%	8
WELLIGENT		1	7	88%	8
JX REF LAB			8	100%	8
HEALTHPARK MEDICAL CTR NURSING SVC		8			8
PUTNAM COUNTY EMERGENCY RESCUE SERVICE		5	3	38%	8
LAKE CO SCHOOLS EMPLOYEE HEALTH & WELLNESS CENTER	1	6	1	13%	8
DOCTOR'S IN-HOUSE LAB/COMMUNITY HEALTH CENTERS OF PINELLAS – CLEARWATE			8	100%	8
INTERNAL MEDICINE AND AESTHETICS OF NAPLES LLC		8			8
FLORIDA HEART AND VASCULAR MULTISPECIALTY GROUP		8			8
FLORIDA HOSPITAL PHYSICIAN GROUP		3	5	63%	8
CARENOW URGENT CARE-GREEN HILLS		8			8
ORLANDO HEALTH PHYSICIAN ASSOCIATES		4	4	50%	8
SYLVESTER AT PLANTATION LABORATORY		7	1	13%	8
DOH-TAMPA BRANCH LABORATORY (MLK BLVD)		4	4	50%	8
FAST PACE MEDICAL CLINIC PLLC		6	2	25%	8
ORMOND BEACH CENTRA CARE			8	100%	8
LAB UNKNOW		6	2	25%	8
KEY TRAINING CENTER			8	100%	8
ARCHBOLD MEMORIAL HOSPITAL/LAB		3	5	63%	8
CIGNA ONSITE HEALTH LLC		2	6	75%	8
West Gate Village, LLC		8			8
WHITE SANDS OUTPATIENT SERVICES (WSOP SERVICES LLC		8			8
ST JOSEPH WOMENS HOSPITAL			8	100%	8
SOMA MEDICAL CENTER, PA #4 FLORIDA MANGO			8	100%	8
RIVERVIEW REGIONAL MEDICAL CENTER		6	2	25%	8
GOLISANO CHILDREN'S HOSPITAL OF SOUTHWEST FLORIDA		6	2	25%	8
INSPIRED LIVING AT PALM BAY		7	1	13%	8
MINUTECLINIC DIAGNOSTIC OF NORTH CAROLINA, PC		6	1	14%	7
WYOMING COUNTY COMMUNITY HOSPITAL LABORATORY		7			7
ST VINCENT'S CHILTON		5	2	29%	7
MEDICAL PAVILION CLINIC			7	100%	7
CARE ATC - CITY OF BOYNTON BEACH		2	5	71%	7
FLORIDA DIGESTIVE AND LIVER SPECIALIST		7			7
FLORIDA HOSPITAL APOPKA		6	1	14%	7
SCHOOL OF PHARMACY AND PHARMACEUTICAL		7			7
PACIFICA SUNRISE☐			7	100%	7
OSWEGO HOSPITAL LABORATORY		6	1	14%	7
HEALTH CARE LABORATORY SERVICES		1	6	86%	7

COVID-19: testing by laboratory

Data through Feb 16, 2021 verified as of Feb 17, 2021 at 09:25 AM

Data in this report are provisional and subject to change.

The numbers in the table below represent the number of Florida and non-Florida residents for whom test results were received by the Department of Health. A person can be tested by more than one laboratory and can have both positive and negative results. **Therefore, the sum of the numbers in each column will be larger than the total number of people tested.**

Reporting lab	Inconclusive	Negative	Positive	Percent positive	Total
MIAMI COMPREHENSIVE MEDICINE GROUP PA		4	3	43%	7
LYNMOORE,THE		7			7
ECLRS		2	5	71%	7
NEW YORK PRESBYTERIAN - LOWER MANHATTAN		7			7
RIVER OAKS TREATMENT CENTER			7	100%	7
CLEARWATER PEDIATRIC CARE		1	6	86%	7
LEMOYNE COLLEGE WELLNESS CENTER FOR		7			7
ORLANDO FAMILY MEDICAL INC		7			7
PEDIATRICS OF CENTRAL FLORIDA		5	2	29%	7
ST. CLOUD PHARMACY AND WELLNESS CENTER		3	4	57%	7
FHPG_EXP CARE W HILLSBOROUGH			7	100%	7
ENCOMPASS HEALTH REHABILITATION OF SEA PINES		7			7
ORLANDO MEDICAL CENTER PL			7	100%	7
FLORIDA CANCER SPECIALISTS & RESEARCH INSTITUTE		6	1	14%	7
SIMEDHEALTH LLC		2	5	71%	7
MEDEXPRESS URGENT CARE, JOHNSTOWN		6	1	14%	7
SEBRING PEDIATRICS LLC			7	100%	7
1 TOUCH TOTALCARE SOLUTIONS		6	1	14%	7
COLUMBIA MEMORIAL HOSPITAL		7			7
SOUTH COM HEALTH CLINIC, DEPT. OF THE ARMY		7			7
VICTORIAN MANOR		2	5	71%	7
LPG PRIMARY CARE AT SURFSIDE		7			7
PALM POINT BEHAVIORAL HEALTH		7			7
MEDEXPRESS URGENT CARE - HOT SPRINGS		7			7
KENDALL REGIONAL MEDICAL CNTR			7	100%	7
MEDLABS DIAGNOSTICS		7			7
VAIL VALLEY MEDICAL CENTER			7	100%	7
PRIME MEDICAL CARE, LLC		7			7
HOLY GARDEN ALF, INC.		7			7
UNIVERSITY OF WASHINGTON MEDICAL CENTER			7	100%	7
CVS CA9165POCT SAN DIEGO		7			7
NORTHDALE REHABILITATION CENTER			7	100%	7
Parkside Villa		7			7
BAYCARE MEDICAL GROUP		1	6	86%	7
ELLIS HOSPITAL LABORATORY		6	1	14%	7
IRL MARKET LAB			7	100%	7
JOHNS HOPKINS ALL CHILDRENS			7	100%	7
MINUTE CLINIC LLC #5706		6	1	14%	7
Thermopolis Rehabilitation Wellness		7			7
FHMG_FM AND IM AVALON PARK		2	5	71%	7
JUPITER ISLAND PUBLIC SAFETY		5	2	29%	7
ILLINOIS DEPARTMENT OF PUBLIC HEALTH			7	100%	7
MANATEE PEDIATRICS			7	100%	7
COMMUNITY MEDICAL AND DENTAL CARE INC		7			7
ORLANDO FAMILY PHYSICIANS			7	100%	7
BROWNE MEDICAL		5	2	29%	7
CARENOW URGENT CARE-DONELSON		5	2	29%	7

COVID-19: testing by laboratory

Data through Feb 16, 2021 verified as of Feb 17, 2021 at 09:25 AM

Data in this report are provisional and subject to change.

The numbers in the table below represent the number of Florida and non-Florida residents for whom test results were received by the Department of Health. A person can be tested by more than one laboratory and can have both positive and negative results. **Therefore, the sum of the numbers in each column will be larger than the total number of people tested.**

Reporting lab	Inconclusive	Negative	Positive	Percent positive	Total
PEDIATRICS URGENT CARE, LLC			7	100%	7
FLORIDA SCHOOL FOR THE DEAF AND THE BLIND			7	100%	7
MINUTE CLINIC DIAGNOSTIC OF SOUTH CAROLINA		6	1	14%	7
Florida Clinical Laboratory		1	6	86%	7
TRUE HEALTH		5	2	29%	7
KEYSTONE PLACE AT NAPLES PRESERVE		4	3	43%	7
DIAGNOSTIC CLINIC		6	1	14%	7
NOVANT HEALTH INPATIENT CARE		2	5	71%	7
ATMORE NURSING CENTER		6	1	14%	7
RICH STREET GROUP HOME			7	100%	7
MC DIAGNOSTIC OF CONNECTICUT, PC #1966		7			7
LAWTON CHILES HEALTH CENTER		1	6	86%	7
MEDEXPRESS URGENT CARE-DUBOIS		7			7
NORTHERN DUTCHESS HOSPITAL LABORATORY		5	2	29%	7
MINUTECLINIC DIAGNOSTIC OF TN PC #6363		7			7
CVA MINUTE CLINIC DIAGNOSTIC OF VIRGINIA, LLC		7			7
TRUE HEALTH DIAGNOSTICS		1	6	86%	7
SOMA MEDICAL CENTER MD PA #7 PEDIATRICS			7	100%	7
OPTUM PRIMARY CARE - FOUNTAIN OAKS		3	4	57%	7
MINUTECLINIC DIAGNOSTIC OF ILLINOIS LL		7			7
FLORIDA CENTER FOR DERMATOLOGY LABORATORY			7	100%	7
CARESOUTH HHA HOLDINGS OF TALLAHASSEE LLC		7			7
OKLAHOMA STATE DEPARTMENT OF HEALTH-PUBLIC HEALTH LABORATORY			7	100%	7
QUE		4	3	43%	7
EL PARAISO HOME INC		7			7
BROOKDALE LAKE ORIENTA			7	100%	7
LONGWOOD PEDIATRICS LLC			7	100%	7
FLORIDA HOSPITAL KISSIMMEE		4	3	43%	7
AVON PARK PEDIATRICS			7	100%	7
CVS MINUTE CLINIC DIAGNOSTIC OF TEXAS,LLC		5	2	29%	7
SOUTH FLORIDA ENT ASSOCIATES, INC			7	100%	7
KANSAS DEPARTMENT OF HEALTH		2	5	71%	7
MINUTECLINIC DIAGNOSTIC OF OKLAHOMA		5	2	29%	7
PENINSULA CARE AND REHABILITATION CENTER			7	100%	7
GRACE WELLNESS CENTER LLC		6	1	14%	7
LEPE'S HOUSE			7	100%	7
DOCTOR'S IN-HOUSE LAB/COMMUNITY HEALTH CENTERS OF PINELLAS -PINELLAS P			7	100%	7
HNL LAB MEDICINE		5	2	29%	7
BERRYHILL MANOR		7			7
SUPERIOR RESIDENCES AT CALA HILLS		7			7
LEE COUNTY HEALTH DEPARTMENT		4	3	43%	7
WILDLIGHT LAB			7	100%	7
MEDEXPRESS URGENT CARE - MAPLE DRIVE		7			7
CARENOW URGENT CARE-SOUTHLAKE			7	100%	7
PENN MEDICINE PRINCETON MEDICAL CENTER		6	1	14%	7
UHEALTH UNIVERSITY OF MIAMI			7	100%	7
PASSPORT HEALTH			7	100%	7

COVID-19: testing by laboratory

Data through Feb 16, 2021 verified as of Feb 17, 2021 at 09:25 AM

Data in this report are provisional and subject to change.

The numbers in the table below represent the number of Florida and non-Florida residents for whom test results were received by the Department of Health. A person can be tested by more than one laboratory and can have both positive and negative results. **Therefore, the sum of the numbers in each column will be larger than the total number of people tested.**

Reporting lab	Inconclusive	Negative	Positive	Percent positive	Total
BELLE GLADES HEALTH CLINIC			7	100%	7
MINUTE-CLINIC DIAGNOSTIC OF VIRGINIA		6	1	14%	7
BRADENTON PHYSICIANS MEDICAL CENTER			7	100%	7
CORAL LANDING ASSISTED LIVING		5	2	29%	7
DALLAS COUNTY HEALTH AND HUMAN SERVICES			7	100%	7
EMBRY-RIDDLE AERONAUTICAL UNIVERSITY HEALTH			7	100%	7
MINUTECLINIC DIAGNOSTIC OF TN PC #242		5	2	29%	7
CARENOW URGENT CARE-MADISON		7			7
BLOOMINGDALE PEDIATRIC ASSOCIATES PA			7	100%	7
LIZS ADULT CARE		7			7
CVS PHARMACY #8800		5	2	29%	7
PBC FOUND CARE INC			7	100%	7
HEARTLAND PEDIATRICS OF LAKE PLACID			7	100%	7
NEMOURS CHILDREN'S HOSPITAL			7	100%	7
CVS OH2543POCT CANFIELD		5	2	29%	7
Ocoee Health Care Center		7			7
MEDEXPRESS URGENT CARE - FAYETTEVILLE		5	2	29%	7
OCALA FAMILY MEDICAL CENTER		7			7
ADVENT HEALTH APOPKA		3	4	57%	7
ABBAY MANOR RETIREMENT RESIDENCE INC		7			7
PANCARE HEALTH - HOSFORD SCHOOL			7	100%	7
SONORA QUEST LABORATORIES			7	100%	7
GENTRY PARK ORLANDO ASSISTED LIVING		6	1	14%	7
CVS MINUTE CLINIC DIAGNOSTIC OF VIRGINIA		7			7
VERMONT DEPARTMENT OF HEALTH		1	6	86%	7
DYNAMIC HEALTH CENTERS INC		3	4	57%	7
UF HEALTH			7	100%	7
MERCY HEALTH—MUSKEGON		6	1	14%	7
BOCA BIOLISTICS LLC			7	100%	7
DOCTORS CLINICAL LABORATORY, INC		5	2	29%	7
MINUTECLINIC DIAGNOSTIC OF RHODE ISLAND		5	2	29%	7
NORTH FLORIDA MEDICAL CENTERS INC		1	6	86%	7
Baptist Village Retirement Communities		6			6
ANYLABTEST NOW			6	100%	6
CVS NATIONAL HARBOR MD2297714CV		6			6
MEDEXPRESS URGENT CARE - MIDLOTHIAN		6			6
MINUTECLINIC MINUTECLINIC #8505		4	2	33%	6
PR HEALTH		1	5	83%	6
LUMADOC HEALTH		4	2	33%	6
MINUTECLINIC DIAGNOSTIC OF GEORGIA, LL		5	1	17%	6
ORLANDO ORTHOPAEDIC CENTER		4	2	33%	6
UT MEMPHIS UNIVERSITY HEALTH SERVICES			6	100%	6
CAPITAL HEALTH PLAN LABORATORIES			6	100%	6
CVS MINUTE CLINIC DIAGNOSTIC MED GRP OF SAN		4	2	33%	6
LPG PULMONOLOGY-COCONUT POINT		5	1	17%	6
PRESBYTERIAN HOME		6			6
MINUTE CLINIC DIAGNOSTIC OF PENNSYLVANIA		6			6

COVID-19: testing by laboratory

Data through Feb 16, 2021 verified as of Feb 17, 2021 at 09:25 AM

Data in this report are provisional and subject to change.

The numbers in the table below represent the number of Florida and non-Florida residents for whom test results were received by the Department of Health. A person can be tested by more than one laboratory and can have both positive and negative results. **Therefore, the sum of the numbers in each column will be larger than the total number of people tested.**

Reporting lab	Inconclusive	Negative	Positive	Percent positive	Total
FRESENIUS KIDNEY CARE DUNEDIN			6	100%	6
HOLLY HILL HOME INFUSION SERVICE		5	1	17%	6
CURATIVE		1	5	83%	6
CVS HEALTH MINUTE CLINIC		1	5	83%	6
LIFELINK TISSUE BANK D/B/A LIFELINK TISSUE BANK		6			6
CVS MINUTE CLINIC DIAGNOSTIC OF NEW JERSEY		6			6
PATHGROUP LABS, LLC		4	2	33%	6
SOUTH FLORIDA BAPTIST HOSPITAL			6	100%	6
MINUTECLINIC DIAGNOSTIC OF NEW JERSEY,		5	1	17%	6
CAMELLIA AT DEERWOOD		2	4	67%	6
MIAMI BEACH COMMUNITY HEALTH CENTER INC			6	100%	6
MINUTECLINIC DIAGNOSTIC OF SC, LLC #2		5	1	17%	6
NEMOURS CHILDREN'S URGENT			6	100%	6
CAPE CORAL URGENT CARE		3	3	50%	6
PROHEALTH MED		1	5	83%	6
CAPRONA GROUP HOME			6	100%	6
LAKEVIEW TERRACE HOME HEALTH SERVICES LLC			6	100%	6
CAN COMMUNITY HEALTH, INC		6			6
INTEGRATED FAMILY MEDICAL CENTER			6	100%	6
XPRESS URGENT CARE LLC		6			6
SV DIAGNOSTIC LAB			6	100%	6
TEXAS MEDCLINIC			6	100%	6
NORTHEAST ALABAMA REGIONAL MEDICAL CENTER		3	3	50%	6
MEDEXPRESS URGENT CARE - STAUNTON		2	4	67%	6
CVS MINUTE CLINIC, LLC #22		5	1	17%	6
THE PALMS REHABILITATION AND HEALTHCARE CENTER		5	1	17%	6
SOMA MEDICAL CENTER PA #4			6	100%	6
BROWARD COUNTY HEALTH DEPT.			6	100%	6
WIREGRASS MEDICAL CENTER			6	100%	6
OAK HARBOR ASSISTED LIVING FACILITY		4	2	33%	6
EXPRESS CARE OF TAMPA BAY LLC		2	4	67%	6
MINUTECLINIC, LLC #05038		6			6
MINUTECLINIC LLC (1435)		6			6
MINUTECLINIC, LLC #1586		4	2	33%	6
MINUTE CLINIC DIAGNOSTIC OF TEXAS, LLC		6			6
URGENT TEAM - MUSCLE SHOALS		6			6
YAZJI PEDIATRIC CARE LLC DBA TUKA PEDIATRICS			6	100%	6
MEDEXPRESS URGENT CARE - ELM GROVE		5	1	17%	6
BAYCARE ALLIANT HOSPITAL			6	100%	6
BROOKDALE CLERMONT			6	100%	6
QUICK CARE MED WALK IN AND URGENT CARE			6	100%	6
UNILAB OF DADE INC			6	100%	6
TERRACINA LLC		1	5	83%	6
SUMTER COUNTY HEALTH DEPARTMENT		1	5	83%	6
AMERICAN HEALTH ASSOC. LABORATORY SOUTH		4	2	33%	6
CVS NC5591POCT STATESVILLE		5	1	17%	6
WATAUGA MEDICAL CENTER		4	2	33%	6

COVID-19: testing by laboratory

Data through Feb 16, 2021 verified as of Feb 17, 2021 at 09:25 AM

Data in this report are provisional and subject to change.

The numbers in the table below represent the number of Florida and non-Florida residents for whom test results were received by the Department of Health. A person can be tested by more than one laboratory and can have both positive and negative results. **Therefore, the sum of the numbers in each column will be larger than the total number of people tested.**

Reporting lab	Inconclusive	Negative	Positive	Percent positive	Total
FLORIDA DEPARTMENT OF HEALTH IN SARASOTA COUNTY		5	1	17%	6
ST LUKES ROOSEVELT LABORATORY		6			6
THE VILLAGES REGIONAL HOSPITAL FREESTANDING		3	3	50%	6
VIBRANT AMERICA		4	2	33%	6
PALM HARBOR DERMATOLOGY		4	2	33%	6
FAMILY MEDICINE MEDICAL DRIVE		6			6
FLORIDA PREMIER MEDICAL CARE PA			6	100%	6
MEDEXPRESS URGENT CARE - RICHMOND, NINE MILE RD		5	1	17%	6
MINUTECLINIC DIAGNOSTIC OF VIRGINIA		6			6
SAINT PETER'S UNIVERSITY HOSPITAL		6			6
GULF COAST PEDIATRICS OF SARASOTA PA		1	5	83%	6
PANCARE HEALTH - KATE SMITH ELEMENTARY		1	5	83%	6
SUFFRIDGE DRIVE GROUP HOME		6			6
ATLANTIC COMMUNITY HIGH SCHOOL		5	1	17%	6
TAMIAMI LAB MILLENIUM			6	100%	6
GRACE REHABILITATION CENTER OF VERO BEACH		4	2	33%	6
ENTRUST IMMEDIATE CARE			6	100%	6
MEDEXPRESS URGENT CARE - STATE COLLEGE		5	1	17%	6
Northwell Lab		2	4	67%	6
ARBORS OF GULF BREEZE, THE		6			6
PUBLIC HEALTH LAB		6			6
GENETIC TECHNOLOGICAL INNOVATIONS			6	100%	6
TAMPA URGENT CARE			6	100%	6
ACCENTCARE		6			6
MEDEXPRESS URGENT CARE - IRVING		6			6
CITY OF NAPLES FIRE RESCUE		5	1	17%	6
CVS NC4165POCT BREVARD		4	2	33%	6
MINUTE CLINIC LLC #2775		6			6
SOUTHEASTERN DERMATOLOGY GROUP PA		5	1	17%	6
VITAS HEALTH INC			6	100%	6
CVS PA6902POCT BRYN MAWR		4	2	33%	6
THE WINDSOR OF OCALA		2	4	67%	6
LONG ISLAND JEWISH FOREST HILLS HOSPITAL		6			6
AVANTE AT ORMOND BEACH INC			6	100%	6
PARTNERS PHARMACY OF FLORIDA LLC		6			6
URGENT TEAM - HUNTSVILLE		5	1	17%	6
MINUTE-CLINIC DIAGNOSTIC OF VIRGINIA, LLC #2003		5	1	17%	6
MEDEXPRESS URGENT CARE - BATTLE CREEK		4	2	33%	6
JOHN T MATHER MEMORIAL HOSPITAL LABORATORY		5	1	17%	6
DEPARTMENT OF HEALTH AND HUMAN SERVICES STATE OF NEW HAMPSHIRE			6	100%	6
CRESTWOOD MEDICAL CENTER		4	2	33%	6
DOTHAN WEST FAMILY MEDICINE		4	2	33%	6
LISTENING DOCTOR PLLC, THE		1	5	83%	6
LEE PHYSICIAN GROUP		5	1	17%	6
CITYMD		1	5	83%	6
ST VINCENTS AMBULATORY CARE INC DBA		3	3	50%	6
BETH ISRAEL DEACONESS MEDICAL CENTER			6	100%	6

COVID-19: testing by laboratory

Data through Feb 16, 2021 verified as of Feb 17, 2021 at 09:25 AM

Data in this report are provisional and subject to change.

The numbers in the table below represent the number of Florida and non-Florida residents for whom test results were received by the Department of Health. A person can be tested by more than one laboratory and can have both positive and negative results. **Therefore, the sum of the numbers in each column will be larger than the total number of people tested.**

Reporting lab	Inconclusive	Negative	Positive	Percent positive	Total
MEDEXPRESS URGENT CARE-PETERS TWP		5	1	17%	6
Avalon Healthcare and Rehabilitation Center			6	100%	6
MEDEXPRESS URGENT CARE - MT LEBANON		4	2	33%	6
HUNTERS CREEK PEDIATRICS		6			6
PALMETTO HEALTH ALLIANCE		3	3	50%	6
MINUTECLINIC DIAGNOSTICS OF IND, LLC		6			6
ETHOS LABORATORIES		6			6
LOUISIANA DEPT OF HEALTH			6	100%	6
BOCA VIPEDIATRICS			6	100%	6
MARSHALL MEDICAL CENTER SOUTH LAB		5	1	17%	6
MINUTECLINIC, LLC #244		5	1	17%	6
DR. PHILLIPS MEDICAL WELLNESS CENTER		3	3	50%	6
MEDICAL CENTER AT OCEAN REEF		1	5	83%	6
BETHESDA COMMUNITY HEALTH CENTER			6	100%	6
CONCENTRA			6	100%	6
MINUTE CLINIC INCORPORTE		6			6
CVS MINUTE CLINIC DIAGNOSTIC OF TN #6044		6			6
STPET		4	2	33%	6
NORTH PINELLAS CHILDRENS MEDICAL CENTER INC			6	100%	6
MEDEXPRESS URGENT CARE - TARENTUM		5	1	17%	6
CDRX INFUSION			6	100%	6
ASCENSION ST VINCENT'S CLAY COUNTY			6	100%	6
SANDGATE GARDENS REHAB & NURSING CENTER		3	3	50%	6
NIGHT LITE PEDIATRICS CENTER		1	5	83%	6
MEDEXPRESS URGENT CARE-PITTSFIELD		6			6
MIAMI RESCUE MISSION CLINIC INC			6	100%	6
UNILAB		2	4	67%	6
PLEASANTVILLE OF SEBASTIAN LLC			6	100%	6
DELIVER MY MEDS CORP		6			6
NORTHSIDE HOSPITAL ATLANTA		3	3	50%	6
RIVER CITY PRIMARY AND URGENT CARE			6	100%	6
AARK LABORATORY		6			6
FAMILY CARE MEDICAL CENTER			6	100%	6
CHILDREN'S HOSPITAL OF PHILADELPHIA		5	1	17%	6
CURATIVE CARE CENTER INC		1	5	83%	6
THE CLINIC PREMISE HEALTH			6	100%	6
CVS MINUTE CLINIC DIAGNOSTIC PA #3060		5	1	17%	6
EDWARD S BENNETT MD PLLC		6			6
KEY WEST URGENT CARE, INC		3	3	50%	6
ENIGMA DIAGNOSTIC, INC.			6	100%	6
MEDEXPRESS URGENT CARE - CULPEPER		6			6
FAMILY TREE PRIMARY CARE		5	1	17%	6
TIMBER CREEK PEDIATRICS		6			6
NORTH FLORIDA PEDIATRICS JASPER			6	100%	6
BAYSHORE POINTE NURSING AND REHAB CENTER			6	100%	6
INTERNAL MEDICINE LIPID AND WELNNESS PRACTICE			6	100%	6
JERSEY SHORE MEDICAL CENTER		6			6

COVID-19: testing by laboratory

Data through Feb 16, 2021 verified as of Feb 17, 2021 at 09:25 AM

Data in this report are provisional and subject to change.

The numbers in the table below represent the number of Florida and non-Florida residents for whom test results were received by the Department of Health. A person can be tested by more than one laboratory and can have both positive and negative results. **Therefore, the sum of the numbers in each column will be larger than the total number of people tested.**

Reporting lab	Inconclusive	Negative	Positive	Percent positive	Total
FLORIDA MEDICAL SPECIALISTS		2	4	67%	6
MERCY COLLEGE HEALTH OFFICE		6			6
NYU WINTHROP HOSPITAL PATHOLOGY		6			6
ARLINGTON OF NAPLES		6			6
CITIZENS BAPTIST MEDICAL CENTERS LAB		5	1	17%	6
MC DIAGNOSTIC OF CONNECTICUT , PC # 3		4	2	33%	6
FLORIDA WOMAN CARE LABORATORY			6	100%	6
AMERICAN EAGLE LEESBURG AL LLC DBA VISTA LAKE			6	100%	6
BROWARD TRANSITIONAL CENTER			6	100%	6
CVS TN5601POCT LENOIR CITY		6			6
GLEN FALLS HOSPITAL DEPARTMENT OF PATHOLOGY		6			6
MINUTE CLINIC LLC #4017		6			6
Centrastate Medical Center		5	1	17%	6
MEDEXPRESS URGENT CARE - HUNTINGTON WE		6			6
CAREWELL 301 - WARWICK			6	100%	6
FIRST COAST CARDIOVASCULAR INSTITUTE PA			6	100%	6
RAYMOND BASRI MD		6			6
DOCTORS EXPRESS OF ST PETERSBURG			6	100%	6
MINUTECLINIC #2860		4	2	33%	6
MINUTECLINIC DIAGNOSTIC OF NORTH CAROLINA PC #5341		4	2	33%	6
APEX HOME HEALTH CARE		4	1	20%	5
ELITE MD GROUP INC		1	4	80%	5
Army Residence Community		5			5
PHYSICIANS FOR CHILDREN			5	100%	5
CLAY PRIMARY & FAMILY CARE LLC			5	100%	5
LABCORP UNSPECIFIED		5			5
Walker BaptistMedCtr		4	1	20%	5
FLAGLER HEALTH SERVICES INC			5	100%	5
FORSYTH HOUSE			5	100%	5
INNOVATIVE COVID-DIVERSEY			5	100%	5
HEALTH AND WELLNESS CENTER			5	100%	5
UCARE			5	100%	5
DANIEL M LIBBY MD PLLC		5			5
CVS NC7588POCT ASHEVILLE		5			5
DEPARTMENT OF HEALTH AND HUMAN SERVICES LANSING			5	100%	5
OCHSNER MEDICAL CENTER			5	100%	5
DIAGNOSTECHS		4	1	20%	5
DOC PAM PA		4	1	20%	5
ST BARNABAS HOSPITAL		5			5
JUPITER ISLAND MEDICAL CLINIC INC		5			5
EAST BANK HOSPITAL - UNIVERSITY OF MINNESOTA MEDICAL CENTER			5	100%	5
SOUTHERN OCEAN MEDICAL CENTER		5			5
WATERTOWN URGENT CARE PLLC		5			5
FRANCES WARDE MEDICAL LABORATORY		2	3	60%	5
LAKE MARY HEALTH AND REHABILITATION CENTER		1	4	80%	5
SUTTER TRACY COMMUNITY HOSPITAL			5	100%	5
MEDEXPRESS URGENT CARE PORT HURON		4	1	20%	5

COVID-19: testing by laboratory

Data through Feb 16, 2021 verified as of Feb 17, 2021 at 09:25 AM

Data in this report are provisional and subject to change.

The numbers in the table below represent the number of Florida and non-Florida residents for whom test results were received by the Department of Health. A person can be tested by more than one laboratory and can have both positive and negative results. **Therefore, the sum of the numbers in each column will be larger than the total number of people tested.**

Reporting lab	Inconclusive	Negative	Positive	Percent positive	Total
ADVICE FOR OPTIMAL WELLNESS		2	3	60%	5
MINUTECLINIC DIAGNOSTIC OF ILLINOIS		4	1	20%	5
UPMC HEALTH SYSTEM		4	1	20%	5
UNIVERSITY OF CHICAGO MEDICAL CENTER LAB			5	100%	5
FLEET LANDING			5	100%	5
OMNICARE PHARMACY OFTEXAS 1, LP DBA OMNICARE		5			5
CAREHERE LCS- EUSTIS			5	100%	5
NORTH DADE NURSING AND REHABILITATION CENTER			5	100%	5
MINUTECLINIC, LLC #03268		4	1	20%	5
RIVERVIEW ALF OPERATOR LLC			5	100%	5
PRINCIPLE HOSPICE SERVICE, LLC			5	100%	5
MINUTE CLINIC, LLC #1434		5			5
DIXIE COUNTY EMERGENCY SERVICES			5	100%	5
INFECTION CONTROL/ EMPHEALTH		3	2	40%	5
LEE MEMORIAL HEALTH SYSTEM		2	3	60%	5
ST CLOUD COMPOUNDING PHARMACY & WELLNESS CENTER		5			5
NELSON BIOLOGICAL			5	100%	5
EASTCHESTER PEDIATRIC MEDICAL GROUP		5			5
REHABILITATION CENTER AT JUPITER GARDENS		5			5
MINUTECLINIC DIAGNOSTIC OF PENNSYLVANIA, LLD #1545		5			5
ST. PETERSBURG PEDIATRICS			5	100%	5
CVS NC6402POCT DAVIDSON		3	2	40%	5
BROOKDALE NEW PORT RICHEY			5	100%	5
MOUNT SINAI BROOKLYN LABORATORY		4	1	20%	5
THE UNIVERSITY OF VERMONT MEDICAL CENTER		4	1	20%	5
GRAND VILLA OF PALM COAST		5			5
MINUTECLINIC DIAGNOSTIC MED GRP OF CA		4	1	20%	5
KEYSTONE REHABILITATION AND HEALTH CENTER		1	4	80%	5
WHITE WILSON MEDICAL CENTER - FWB		1	4	80%	5
GULF COAST VETERANS HCS PANAMA CITY OPC		5			5
ALPHADERA LABS, LLC			5	100%	5
OHIO DEPARTMENT OF HEALTH			5	100%	5
TANNER MEDICAL CENTER EAST AL		5			5
URGENT MED INC		3	2	40%	5
MEDICAL CENTER OF BLOUNTSTOWN			5	100%	5
LEWIS COUNTY MANOR		5			5
PM PEDIATRICS OF BAYSIDE PLLC		5			5
CVS TX7827POCT ROUND ROCK		5			5
URGENT CARE OF ERWIN		5			5
MCR HEALTH LAWTON CHILES ADMINISTRATION STE A		1	4	80%	5
CVS IN6654POCT INDIANAPOLIS		4	1	20%	5
RELIANT IMMUNE DIAGNOSTICS			5	100%	5
FHPG FAMILY MEDICAL CENTER OF TAMPA BAY		1	4	80%	5
HILLSBOROUGH COUNTY HEALTH DEPARTMENT			5	100%	5
LAKE COUNTY DETENTION CENTER		3	2	40%	5
MINUTE CLINIC DIAGNOSTIC OF NORTH CAROLINA		5			5
VIERA PEDIATRICS		1	4	80%	5

COVID-19: testing by laboratory

Data through Feb 16, 2021 verified as of Feb 17, 2021 at 09:25 AM

Data in this report are provisional and subject to change.

The numbers in the table below represent the number of Florida and non-Florida residents for whom test results were received by the Department of Health. A person can be tested by more than one laboratory and can have both positive and negative results. **Therefore, the sum of the numbers in each column will be larger than the total number of people tested.**

Reporting lab	Inconclusive	Negative	Positive	Percent positive	Total
ST CHARLES BEND LABORATORY		4	1	20%	5
PRECISION LABS LLC		2	3	60%	5
BAYSHORE LABORATORY		4	1	20%	5
OCCMED SOLUTIONS		2	3	60%	5
CVS MINUTE CLINIC DIAG OF IND LLC #5206		4	1	20%	5
ABSOLUTE HEALTH		5			5
ALL CHILDREN'S HOSPITAL DEPT OF GENERAL PEDIATRICS			5	100%	5
FLORIDA PRIMARY CARE AND SPORTS MEDICINE INC		2	3	60%	5
DICKSON MEDICAL ASSOCIATES PC PATH LAB		4	1	20%	5
AHF PUBLIC HEALTH LABORATORY			5	100%	5
CVS NV408817POCT LAS VEGAS		1	4	80%	5
UT SOUTHWESTERN MEDICAL CENTER			5	100%	5
YUSRA MEDICAL ASSOCIATES PA		3	2	40%	5
MINUTECLINIC DIAGNOSTIC OF SC, LLC #7		3	2	40%	5
MINUTE-CLINIC DIAGNOSTIC OF VIRGINIA, LLC #794		5			5
MINNESOTA DEPARTMENT OF HEALTH PUBLIC HEALTH LABORATORY DIVISION	1		4	80%	5
LPG PEDIATRICS AT CAPE CORAL		5			5
CYPRESS CREEK MEDICAL CENTER			5	100%	5
COOPER HOSPITAL/UNIVERSITY MEDICAL		5			5
MEDEXPRESS URGENT CARE-NESHANNOCK TWP		4	1	20%	5
LABS PLUS LLC		5			5
ADVENTHEALTH MEDICAL GROUP PEDIATRIC & ADOLESCENT		4	1	20%	5
PUTNAM HOSPITAL CENTER LABORATORY		5			5
SIGNATURE URGENT CARE			5	100%	5
MC DIAGNOSTIC OF CONNECTICUT, PC #1043		5			5
NOVANT HEALTH UVA		2	3	60%	5
MAXHEALTH		4	1	20%	5
MIAMI MEDICAL CONSULTANT PA			5	100%	5
MEDEXPRESS URGENT CARE MURRYSVILLE		3	2	40%	5
CAREATC INC BRANDON	1	4			5
NORTH SHORE HEMATOLOGY-ONCOLOGY ASSOCIATES, PC		5			5
Lenox on the Lake			5	100%	5
URGENT CARE OF LONGWOOD			5	100%	5
INDIAN RIVER PRIMARY CARE PA		5			5
WE SCREEN LLC		5			5
SHEEPSHEAD BAY URGENT CARE		5			5
FINLAY		1	4	80%	5
BEACH HOUSE		5			5
MINUTECLINIC DIAG OF IND, LLC #2387		5			5
CVS OH3476POCT TIPP CITY		5			5
SOUTH FLORIDA FAMILY HEALTH & RESEARCH CTR			5	100%	5
MINUTECLINIC DIAG OF IND LLC #6998		4	1	20%	5
PRECISION DIAGNOSTICS INC - NJ		5			5
MEASE CONTINUING CARE		3	2	40%	5
GOOD SAMARITAN MEDICAL CENTER			5	100%	5
CONCENTRA URGENT CARE		1	4	80%	5
MEDEXPRESS URGENT CARE - CLARKSBURG		5			5

COVID-19: testing by laboratory

Data through Feb 16, 2021 verified as of Feb 17, 2021 at 09:25 AM

Data in this report are provisional and subject to change.

The numbers in the table below represent the number of Florida and non-Florida residents for whom test results were received by the Department of Health. A person can be tested by more than one laboratory and can have both positive and negative results. **Therefore, the sum of the numbers in each column will be larger than the total number of people tested.**

Reporting lab	Inconclusive	Negative	Positive	Percent positive	Total
MINUTECLINIC, LLC #1492		5			5
WHEELER LABORATORY		4	1	20%	5
FLORIDA DEPARTMENT OF HEALTH - INVERNESS		3	2	40%	5
MD NOW MEDICAL CENTER INC			5	100%	5
MEDEXPRESS URGENT CARE - BECKLEY CROSS		4	1	20%	5
MEDEXPRESS URGENT CARE - BLUEFIELD		4	1	20%	5
PEDIATRICS OF CENTRAL FLORIDA - POINCIANA		3	2	40%	5
STATCARE URGENT & WALK IN MEDICAL CARE		3	2	40%	5
URGENT CARE COASTAL GA			5	100%	5
PEDIATRIC URGENT HEALTH CARE			5	100%	5
MINUTECLINIC, LLC #1470		5			5
MAXCARE CLINIC			5	100%	5
KETTERING HEALTH			5	100%	5
PANCARE HEALTH - ALTHA PUBLIC			5	100%	5
EP LTC PHARMACY		4	1	20%	5
MINUTECLINIC DIAGNOSTIC OF NEVADA #87		3	2	40%	5
TULLAHOMA HMA, LLC		4	1	20%	5
PREMIER FAMILY HEALTH PA			5	100%	5
MEDEXPRESS URGENT CARE - WILLIAMSPORT		4	1	20%	5
WAKEMED		1	4	80%	5
APOLLO GARDENS RETIREMENT RESIDENCE CARE		5			5
FLORIDA PRIMARY & SPECIALTY CARE		5			5
MEDEXPRESS URGENT CARE - GLENDALE		5			5
AUGUSTA HEALTH			5	100%	5
MINUTECLINIC DIAGNOSTIC OF TN PC #442		4	1	20%	5
HENDRY REGIONAL CONVENIENT CARE CENTER			5	100%	5
MEDEXPRESS URGENT CARE MORGANTOWN		5			5
INTERNAL MEDICINE & PRIMARY CARE ASSOCIATES, PLC			5	100%	5
JACKSON SOUTH COMMUNITY HOSPITAL LAB			5	100%	5
PHYSICIANS REGIONAL MEDICAL CTR - COLLIER BLVD			5	100%	5
DIXITKUMAR N MODI MD PA			5	100%	5
CARL R DARNALL ARMY MEDICAL CENTER			5	100%	5
WESTMINSTER SHORES			5	100%	5
COMMONS AT ORLANDO LUTHERAN TOWERS SNF			5	100%	5
CLEVELAND CLINIC MARTIN HEALTH NURSING & RESTORATIVE		5			5
UCF STUDENT HEALTH SERVICES LABORATORY		2	3	60%	5
JOE DIMAGGIO CHILDREN'S HOSPITAL		1	4	80%	5
CHAMPLAIN VALLEY PHYSICIANS HOSPITAL		3	2	40%	5
PHYSICIANS URGENT CARE BERRY FARMS		4	1	20%	5
ST. LUCIE COUNTY HEALTH DEPARTMENT		4	1	20%	5
NORTHPORT MEDICAL CENTER LAB		5			5
ST JOHNS BIOMEDICAL LAB		5			5
Kennedy University Hospital		5			5
MIAMI CANCER INSTITUTE			5	100%	5
MANATEE COUNTY JAIL		4	1	20%	5
OPTUMCARE FLORIDA, LLC		3	2	40%	5
MINUTECLINIC, LLC #03965		5			5

COVID-19: testing by laboratory

Data through Feb 16, 2021 verified as of Feb 17, 2021 at 09:25 AM

Data in this report are provisional and subject to change.

The numbers in the table below represent the number of Florida and non-Florida residents for whom test results were received by the Department of Health. A person can be tested by more than one laboratory and can have both positive and negative results. **Therefore, the sum of the numbers in each column will be larger than the total number of people tested.**

Reporting lab	Inconclusive	Negative	Positive	Percent positive	Total
MIZELL MEMORIAL HOSPITAL			5	100%	5
PINECREST PEDIATRICS GROUP LLC			5	100%	5
WILSON PEDIATRICS			5	100%	5
STATCARE URGENT AND WALK-IN MEDICAL CA		5			5
HELIX KH UC			5	100%	5
LAKE NONA PEDIATRICS IN ASSOCIATION WITH NEMOURS		5			5
NOVADX		2	3	60%	5
LIVING WATERS MEDICAL CENTER			5	100%	5
FLORIDA CLINICAL LABORATORY - BIOREFERENCE LABORATORIES		2	3	60%	5
DOCS URGENT CARE		1	4	80%	5
MCKENZIE-WILLAMETTE MEDICAL CENTER LAB		5			5
MINUTE CLINIC DIAGNOSTIC OF TN PC #64		5			5
MINUTE CLINIC LLC #10203		5			5
AEL KNOXVILLE			5	100%	5
MEDEXPRESS URGENT CARE-MUNCIE		5			5
MINUTECLINIC DIAGNOSTIC OF TN PC #643		3	2	40%	5
COPELAND MEDICAL CLINIC		3	2	40%	5
PALM GARDEN OF SUN CITY			5	100%	5
UNIVERSITY OF MIAMI / SCCC RESEARCH LABORATORY			5	100%	5
GUTHRIE MEDICAL GROUP LABORATORIES		5			5
JOHN T MACKAY MD			5	100%	5
QUEST DIAGNOSTICS PSC		1	4	80%	5
UF HEALTH PATHOLOGY LABORATORIES			5	100%	5
PIEDMONT HOSPITAL LAB			5	100%	5
MINUTECLINIC, LLC, DBA MINUTECLINIC #2		5			5
XRL SXF REF LAB		5			5
RIO PINAR HEALTH CARE			5	100%	5
HAVEN HOSPICE IN CHIEFLAND			5	100%	5
UW MEDICINE VIROLOGY LAB			5	100%	5
URGENT TEAM - NASHVILLE		5			5
MINUTE CLINIC DIAGNOSTIC OF MICHIGAN PC		5			5
COLUMBIA MEMORIAL HOSPITAL LABORATORY		5			5
UNIVERSITY OF MIAMI MILLER SCHOOL OF MEDICINE			5	100%	5
CENTREX CLINICAL LABS INC		5			5
WOODHULL MEDICAL AND MENTAL HEALTH CTR		5			5
COVID RAPID LABS			5	100%	5
PATIENT FIRST - LEESBURG			5	100%	5
PHYSICIANS IMMEDIATE CARE ELGIN			5	100%	5
BOROPARK URGENT CARE		4	1	20%	5
WEST PACIFIC MEDICAL LABORATORY			5	100%	5
PM PEDIATRICS OF SELDEN		3	2	40%	5
QUINTON MEMORIAL HEALTH CARE CENTER		5			5
CVS NY491POCT JACKSON HEIGHTS		5			5
CVS SC7556POCT WEST COLUMBIA		5			5
MEDEXPRESS - COLLINSVILLE BELT LINE		3	2	40%	5
CVS NJ617POCT CEDAR GROVE		5			5
BAPTIST HEALTH - TOWN CENTER			5	100%	5

COVID-19: testing by laboratory

Data through Feb 16, 2021 verified as of Feb 17, 2021 at 09:25 AM

Data in this report are provisional and subject to change.

The numbers in the table below represent the number of Florida and non-Florida residents for whom test results were received by the Department of Health. A person can be tested by more than one laboratory and can have both positive and negative results. **Therefore, the sum of the numbers in each column will be larger than the total number of people tested.**

Reporting lab	Inconclusive	Negative	Positive	Percent positive	Total
TERENCE B MITCHELL MD, INC		1	4	80%	5
DISCOVERY VILLAGE AT STUART		2	3	60%	5
ADVANCED URGENT CARE OF MARATHON		1	4	80%	5
GREENVILLE MEMORIAL HOSPITAL LAB			5	100%	5
FOUNDCARE, INC			5	100%	5
MINUTECLINIC MINUTECLINIC #4977		3	2	40%	5
MINUTECLINIC DIAGNOSTIC OF OHIO #7790		3	2	40%	5
EXPRESS TEST			5	100%	5
NU WAVE MEDICAL CENTER			5	100%	5
Life Care Center of Estero			5	100%	5
AMERICAN MEDICAL RESPONSE - DENVER		2	3	60%	5
RUSH UNIVERSITY MEDICAL CENTER LABORATORY			5	100%	5
ADVENTHEALTH CAR CENTER APOPKA			5	100%	5
PEACHTREE IMMEDIATE CARE			5	100%	5
FLORIDA HOSPITAL LAKE MARY		5			5
PEDIATRICS OF ALTAMONTE		5			5
Enterprise Health and Rehabilitation Center		5			5
EGL GENETICS DIAGNOSTICS			5	100%	5
MINUTECLINIC, LLC #7139		5			5
MD NOW MEDICAL CENTER			5	100%	5
BROWNE MEDICAL LLC		3	2	40%	5
COMMUNITY HEALTH CENTER OF WEST PALM BEACH			4	100%	4
MEDEXPRESS URGENT CARE - SOUTH PARKERSBURG		4			4
URGENT CARE - OCONEE		2	2	50%	4
AHC Decatur County		4			4
PDL PHARMACY CORP			4	100%	4
COURTYARD GARDENS OF BOYNTON BEACH, LLC		1	3	75%	4
BAPTIST HEALTH MEDICAL CENTER			4	100%	4
CVS NY549POCT RIDGEWOOD		2	2	50%	4
BENEVA LAKES HEALTHCARE & REHAB CENTER			4	100%	4
PANCARE HEALTH - PONCE DE LEON			4	100%	4
LEON MEDICAL CENTERS, LLC			4	100%	4
USCG SECTOR ST PETE		1	3	75%	4
WESLEY CHAPEL INTERNAL MEDICINE AND PEDIATRICS			4	100%	4
CVS SC2736POCT MURRELLS INLET		4			4
GRAND AVE PHARMACY			4	100%	4
UNION CITY MANOR NURSING CENTER		4			4
HAMPTON ALF AT 24TH ROAD LLC			4	100%	4
BETHPAGE EXTENDED HOURS CENTER		4			4
LATCHER LABORATORY OF A O FOX MEMORIAL		2	2	50%	4
CAREWELL URGENT CARE			4	100%	4
DIAGNOSTIC & MEDICAL SPECIALISTS OF GREENWICH		2	2	50%	4
CLINICAL LABORATORIES OF THE BUFFALO		3	1	25%	4
PRIMECARE		2	2	50%	4
MEDEXPRESS URGENT CARE - LOGAN		4			4
MINUTECLINIC DIAGNOSTIC OF OHIO #3407		4			4
FLORENCE - HUNTSVILLE HOSPITAL URGENT CARE		3	1	25%	4

COVID-19: testing by laboratory

Data through Feb 16, 2021 verified as of Feb 17, 2021 at 09:25 AM

Data in this report are provisional and subject to change.

The numbers in the table below represent the number of Florida and non-Florida residents for whom test results were received by the Department of Health. A person can be tested by more than one laboratory and can have both positive and negative results. **Therefore, the sum of the numbers in each column will be larger than the total number of people tested.**

Reporting lab	Inconclusive	Negative	Positive	Percent positive	Total
DTR LABS		3	1	25%	4
NEULIFE NEUROLOGICAL SERVICES LLC			4	100%	4
MEDEXPRESS - NEW CASTLE, DUPONT HWY		4			4
LAFAYETTE NURSING AND REHAB			4	100%	4
MEDEXPRESS URGENT CARE - MOUNTAIN HOME		3	1	25%	4
MEDLAB INC		4			4
ADVENTHEALTH MEDICAL GROUP PEDIATRICS		1	3	75%	4
PORT ORANGE NURSING & REHAB			4	100%	4
MINUTECLINIC, DIAGNOSTIC OF TEXAS, LL		4			4
ST. MARY'S HOSPITAL			4	100%	4
BARTON MEMORIAL HOSPITAL		3	1	25%	4
MEDEXPRESS URGENT CARE- FORT WORTH N T		4			4
CELEBRATION PEDIATRICS			4	100%	4
Signature Healthcare of Savannah		4			4
PEACEHEALTH LABORATORIES		3	1	25%	4
CVS NV9841POCT RENO		2	2	50%	4
FISHERMEN'S HOSPITAL			4	100%	4
CVS CT718POCT ANSONIA		4			4
ALASKA PUBLIC HEALTH LAB		1	3	75%	4
CAYUGA COUNTY HEALTH DEPARTMENT		3	1	25%	4
REELFOOT FAMILY WALK IN CLINIC		3	1	25%	4
MINUTECLINIC DIAGNOSTIC OF OHIO #2964		4			4
MEDEXPRESS URGENT CARE LAVALE		4			4
MEDEXPRESS URGENT CARE SHADYSIDE		3	1	25%	4
DYNACARE LABORATORIES			4	100%	4
UF HEALTH PATHOLOGY LABORATORIES			4	100%	4
WINCHESTER MEDICAL CENTER			4	100%	4
MEDEXPRESS URGENT CARE - TEAYS VALLEY		3	1	25%	4
COMPUNET CLINICAL LAB			4	100%	4
MINUTECLINIC DIAGNOSTIC OF WISCONSIN, LLC		4			4
CVS PA233POCT NEWTOWN SQUARE		4			4
WALGREENS #07034		4			4
HARBORCHASE OF VILLAGES CROSSING			4	100%	4
Millennium Nursing & Rehab Center		4			4
STEUBEN COUNTY PUBLIC HEALTH		4			4
CARE ONE PRIMARY CARE			4	100%	4
GUTHRIE MEDICAL GROUP - CORNING		3	1	25%	4
FLORIDA HEALTHCARE OF ORLANDO			4	100%	4
MINUTE-CLINIC DIAGNOSTIC OF VIRGINIA,		4			4
MEDEXPRESS URGENT CARE - PRINCETON		4			4
ASCENDI HOME HEALTH AGENCY INC			4	100%	4
SOUTHEASTERN REGIONAL MEDICAL CENTER			4	100%	4
CONSULATE HEATH CARE AT WEST ALTAMONTE			4	100%	4
Grace Rehabilitation of Vero Beach		4			4
ManorCare Health Services Camp Hill		4			4
MINUTECLINIC DIAGNOSTIC OF MAINE, LLC		2	2	50%	4
CVS TX7821POCT LEAGUE CITY		4			4

COVID-19: testing by laboratory

Data through Feb 16, 2021 verified as of Feb 17, 2021 at 09:25 AM

Data in this report are provisional and subject to change.

The numbers in the table below represent the number of Florida and non-Florida residents for whom test results were received by the Department of Health. A person can be tested by more than one laboratory and can have both positive and negative results. **Therefore, the sum of the numbers in each column will be larger than the total number of people tested.**

Reporting lab	Inconclusive	Negative	Positive	Percent positive	Total
REDMED OF CROSSTOWN		1	3	75%	4
OMNICARE PHARMACY OF TEXAS 1		4			4
MASSASHUSETTS STATE LAB INSTITUTE		1	3	75%	4
BEECHTREE MOLECULAR LAB LLC			4	100%	4
CVS PA1671POCT LANCASTER		4			4
ST PETE DIRECT PRIMARY CARE		2	2	50%	4
DISCOVERY VILLAGE AT DEERWOOD			4	100%	4
PARADIGM LABORATORIES			4	100%	4
CELEBRATION PEDIATRICS PA			4	100%	4
CVS MINUTE CLINIC DIAGNOSTIC OF TEXAS		3	1	25%	4
PELICAN LANDING		1	3	75%	4
CVS MA2172POCT NORTH GRAFTON		4			4
SOUTH FLORIDA PEDIATRIC PARTNERS			4	100%	4
EPI			4	100%	4
ALLIANCE PEDIATRICS PA			4	100%	4
CVS TN7698POCT KNOXVILLE		4			4
ACCESS RECOVERY SOLUTIONS LLC			4	100%	4
ADVENT HEALTH - TUSKAWILLA		4			4
CENTERPLACE HEALTH, INC			4	100%	4
DEPARTMENT OF HEALTH AND HUMAN SERVICES		2	2	50%	4
DEVEREUX FLORIDA CHILDRENS CENTER			4	100%	4
GRAND VILLA OF LAKE LAND		4			4
MEDEXPRESS URGENT CARE - TULSA, S YALE AVE		4			4
MEDEXPRESS URGENT CARE - FORT WORTH S		3	1	25%	4
Mill Valley Care Center		4			4
Westminster Manor		3	1	25%	4
MEDEXPRESS URGENT CARE - YORK		1	3	75%	4
GENTLE HANDS MOBILE PHLEBOTOMY			4	100%	4
BELLIN HEALTH LAB		1	3	75%	4
MAINE DEPARTMENT OF HEALTH AND HUMAN SERVICES			4	100%	4
CELAL GUROL ERBAY, MD			4	100%	4
SANFORD SOUTH UNIVERSITY		4			4
UNIVERSITY HOSPITALS OF CLEVELAND		1	3	75%	4
GASTROENTEROLOGY ASSOC OF PENSACOLA, PA		2	2	50%	4
PM PEDIATRICS OF SELDEN PLLC		4			4
LAKE FOREST PARK OP CO LLC		4			4
AFFINITY URGENT CARE			4	100%	4
MEMORIAL HEALTHCARE SYSTEM		1	3	75%	4
AHC of Mckenzie		4			4
MINUTECLINIC DIAG OF IND, LLC #10190		4			4
MEDEXPRESS URGENT CARE - FREDERICK		4			4
CVS OH3080POCT HUBER HEIGHTS		4			4
MEDEXPRESS URGENT CARE - WICHITA, S SENECA ST		2	2	50%	4
CAPITAL HEALTH LABORATORY INC			4	100%	4
CALIFORNIA DEPARTMENT OF PUBLIC HEALTH			4	100%	4
WILLIAM A HINTON STATE LABORATORY INSTITUTE		1	3	75%	4
VIDANT MEDICAL CENTER			4	100%	4

COVID-19: testing by laboratory

Data through Feb 16, 2021 verified as of Feb 17, 2021 at 09:25 AM

Data in this report are provisional and subject to change.

The numbers in the table below represent the number of Florida and non-Florida residents for whom test results were received by the Department of Health. A person can be tested by more than one laboratory and can have both positive and negative results. **Therefore, the sum of the numbers in each column will be larger than the total number of people tested.**

Reporting lab	Inconclusive	Negative	Positive	Percent positive	Total
OVIEDO CHILDRENS HEALTH CENTER LLC		1	3	75%	4
WYOMING PUBLIC HEALTH LAB			4	100%	4
MINUTECLINIC DIAGNOSTIC OF VIRGINIA, LLC #1656		4			4
State Lab Unspecifd			4	100%	4
MINUTECLINIC DIAG OF IND, LLC #6697		4			4
SOUTHWESTERN REGIONAL MEDICAL CENTER - TULSA		4			4
MIAMI COMMUNITY HEALTH CENTER INC		1	3	75%	4
MEDEXPRESS URGENT CARE PLEASANT HILLS		3	1	25%	4
MINUTECLINIC DIAG OF IND LLC #8651		3	1	25%	4
INTRACOASTAL LABS INC		4			4
DIAMOND SPEEDWAY DIALYSIS		1	3	75%	4
PRINCETON BMC LABORATORY		4			4
IMIC INC RESEARCH			4	100%	4
CVS GA2236POCT WOODSTOCK		4			4
PANCARE HEALTH YOUNGSTOWN			4	100%	4
FRESENIUS KIDNEY CARE SOUTH ORLANDO			4	100%	4
SARASOTA MEDICAL CENTER			4	100%	4
MINUTECLINIC, LLC #1431		3	1	25%	4
Sunrise Health and Rehabilitation Center			4	100%	4
MINUTE CLINIC DIAGNOSTIC MED GRP		3	1	25%	4
BLUETAIL MEDICAL GROUP, LLC		3	1	25%	4
DEPARTMENT OF HEALTH/ NEW YORK			4	100%	4
MINUTECLINIC, LLC #1796		3	1	25%	4
AIREVAC INTERNATIONAL		4			4
NAVAL MEDICAL CENTER SAN DIEGO			4	100%	4
MINUTECLINIC DIAGNOSTIC OF RHODE ISLAN		4			4
VITAL CARE URGENT CARE			4	100%	4
ManorCare Rehabilitation Center- Decatur		4			4
Metro West Nursing and Rehab			4	100%	4
PERSONAL PHYSICIAN CARE PA			4	100%	4
ELITE CARE			4	100%	4
MEDEXPRESS URGENT CARE - WEIRTON		4			4
MEDEXPRESS URGENT CARE - SOMERSET TOWNSHIP		4			4
DERMATOLOGY SPECIALISTS OF FL - DR. JON WARD			4	100%	4
SYNEXUS CLINICAL RESEARCH US INC		2	2	50%	4
BAYLOR ESOTERIC AND MOLECULAR LAB			4	100%	4
MINUTECLINIC, LLC #5707		4			4
COMPREHENSIVE CLINICAL RESEARCH, LLC			4	100%	4
PILGRIM PHARMACY INC		4			4
HEALTHY MINORS PEDIATRIC URGENT CARE		4			4
ADVENT HEALTH MEDICAL GROUP FAMILY AND INTERNAL MEDICINE AT AVALON PAR		3	1	25%	4
HOME DOCS		2	2	50%	4
MINUTE CLINIC #8979		4			4
INDUSTRY LAB DIAGNOSTIC PARTNERS			4	100%	4
PEDIATRICS IN BREVARD-COCOA BEACH		2	2	50%	4
ARCPPOINT LABS OF FORT LAUDERDALE, FL CENTRAL		1	3	75%	4
RANDOLPH DIABETES AND WELLNESS		3	1	25%	4

COVID-19: testing by laboratory

Data through Feb 16, 2021 verified as of Feb 17, 2021 at 09:25 AM

Data in this report are provisional and subject to change.

The numbers in the table below represent the number of Florida and non-Florida residents for whom test results were received by the Department of Health. A person can be tested by more than one laboratory and can have both positive and negative results. **Therefore, the sum of the numbers in each column will be larger than the total number of people tested.**

Reporting lab	Inconclusive	Negative	Positive	Percent positive	Total
COMMUNITY PHYSICIANS OF NORTH PORT PA			4	100%	4
BAPTIST HEALTH URGENT CARE AT PLANTATION		3	1	25%	4
EMORY UNIVERSITY HOSPITAL		1	3	75%	4
CVS DC1340POCT WASHINGTON		4			4
ACCENT PHYSICIAN SPECIALISTS PA		4			4
MINUTECLINIC DIAGNOSTIC OF PENNSYLVAN		3	1	25%	4
MINUTECLINIC DIAGNOSTIC OF KENTUCKY		4			4
MINUTECLINIC DIAG OF IND, LLC #6472		4			4
MEDEXPRESS URGENT CARE, FAIRMONT		4			4
JUPITER CLINIC			4	100%	4
MARSHFIELD LABORATORIES			4	100%	4
CVS NJ836POCT RUNNEMEDE		4			4
FAMILY MEDICINE AT WATERMAN		4			4
MEDICINE SHOPPE #1306 THE		3	1	25%	4
CAPTAIN JAMES A. LOVELL FEDERAL HEALTHCARE CENTER			4	100%	4
PALMS WEST HOSPITAL			4	100%	4
ELITE MEDICAL CENTER			4	100%	4
FIFTH AVENUE PEDIATRICS		3	1	25%	4
CARENOW URGENT CARE - CENTRAL AUSTIN		1	3	75%	4
EXPRESS TESTING-ONE			4	100%	4
CVS HEALTH, #2043		4			4
TARPON SPRINGS PEDIATRICS, LLC			4	100%	4
AURORA BAYCARE UROLOGY			4	100%	4
STONE CLINICAL LABORATORIES OF FL LLC		4			4
SIGNATURE CARE EMERGENCY CENTER		2	2	50%	4
Heartland of Boynton Beach			4	100%	4
SCIENCE CARE			4	100%	4
Oakwood - North Baldwins Center for Living		4			4
APOPKA FAMILY HEALTH CENTER		3	1	25%	4
SHARP MEMORIAL HOSPITAL MICROBIOLOGY DEPT			4	100%	4
MARION AND BERNARD L SAMSON NURSING CENTER			4	100%	4
FLORIDA HEART AND VASCULAR			4	100%	4
LIFEPLUS HEALTHCARE GROUP INC		4			4
OKLAHOMA STATE UNIVERSITY DIAGNOSTIC LAB			4	100%	4
CAREWELL 202			4	100%	4
POWERS PEDIATRICS			4	100%	4
ENCOMPASS HOME HEALTH		4			4
DEACONESS HOSPITAL			4	100%	4
REHABILITATION CENTER OF WINTER PARK,THE			4	100%	4
JOSEF SCHENKER, MD, PC		4			4
CVS TX8387POCT AUSTIN		4			4
CARENOW URGENT CARE - WINTER SPRINGS		3	1	25%	4
MINUTECLINIC DIANOSTIC OF VIRGINA, LL		3	1	25%	4
WINTER PARK INTERNAL MEDICINE MD PA		3	1	25%	4
CORIZON HEALTH INC			4	100%	4
THE DOCTORS CENTER HEALTHCARE-SOUTHSIDE		1	3	75%	4
Rutgers Health Rwj University Hospital - Laboratory		2	2	50%	4

COVID-19: testing by laboratory

Data through Feb 16, 2021 verified as of Feb 17, 2021 at 09:25 AM

Data in this report are provisional and subject to change.

The numbers in the table below represent the number of Florida and non-Florida residents for whom test results were received by the Department of Health. A person can be tested by more than one laboratory and can have both positive and negative results. **Therefore, the sum of the numbers in each column will be larger than the total number of people tested.**

Reporting lab	Inconclusive	Negative	Positive	Percent positive	Total
MEMORIAL HEALTH CARE SYSTEMS			4	100%	4
CARENOW URGENT CARE-HERMITAGE			4	100%	4
Crowne Health Care of Montgomery		4			4
MEDEXPRESS - NEWARK		4			4
UNIVERSITY OF WASHINGTON MEDICAL CENTER (UWMC) EMERGENCY DEPT.			4	100%	4
CRESTAR LABS		2	2	50%	4
TRUE HEALTH- HOFFNER		3	1	25%	4
PRL NYC PANDEMIC RESPONSE LAB			4	100%	4
IMMUNOGENOMICS LLC		1	3	75%	4
CVS MA394POCT SEEKONK		4			4
BOONE DRUG & HEALTHCARE AT DEERFIELD			4	100%	4
CVS MD2956POCT NEW MARKET		3	1	25%	4
MINUTE CLINIC OF KANSAS PA		1	3	75%	4
FHCP - ORMOND BEACH			4	100%	4
MINUTECLINIC DIAG OF IND LLC #1367		4			4
KENTUCKY CABINET FOR HEALTH AND FAMILY SERVICES			4	100%	4
THONOTOSASSA COMMUNITY HEALTH CENTER		1	3	75%	4
PHYSICIANS QUALITY CARE			4	100%	4
FLORIDA CANCER SPECIALISTS AND RESEARCH		2	2	50%	4
UNIVERISTY OF MIAMI			4	100%	4
MERCY URGENT CARE			4	100%	4
GENEVA GENERAL HOSPITAL LABORATORY		3	1	25%	4
THE OASIS ALF		4			4
PALM BEACH CANCER INSTITUTE			4	100%	4
COMPASSION PEDIATRIC URGENT CARE LLC			4	100%	4
FLORIDA HOSPITAL ALTAMONTE		2	2	50%	4
NEMOURS CHILDREN'S CLINIC			4	100%	4
MINUTE CLINIC, LLC #4650		4			4
ARKANSAS DEPARTMENT OF HEALTH			4	100%	4
UNC HOSPITAL/MCLENDON CLINICAL LABORATORIES			4	100%	4
SunTerrace Health Care Center		3	1	25%	4
SONIC REFERENCE LABORATORY			4	100%	4
GEORGE E WEEMS MEMORIAL HOSPITAL LAB		3	1	25%	4
Health Care Center of Jacksonville			4	100%	4
MINUTECLINIC, LLC #4682		2	2	50%	4
CAPE COD HOSPITAL			4	100%	4
FAMILY TREE DNA			4	100%	4
SJH			4	100%	4
LIFE CARE HOME HEALTH SERVICES LLC		1	3	75%	4
SIGNATURE CARE MONTROSE		2	2	50%	4
MINUTECLINIC, LLC, DBA MINUTECLINIC #6		4			4
FLORIDA MEDICAL ASSOCIATES LLC			4	100%	4
PHYSICIANS IMMEDIATE CARE AURORA			4	100%	4
QUALITY MEDICAL CARE			4	100%	4
INFINITI LABS INC			4	100%	4
LEVY COUNTY SHERRIF'S DEPT			4	100%	4
THE LITTLE CLINIC			4	100%	4

COVID-19: testing by laboratory

Data through Feb 16, 2021 verified as of Feb 17, 2021 at 09:25 AM

Data in this report are provisional and subject to change.

The numbers in the table below represent the number of Florida and non-Florida residents for whom test results were received by the Department of Health. A person can be tested by more than one laboratory and can have both positive and negative results. **Therefore, the sum of the numbers in each column will be larger than the total number of people tested.**

Reporting lab	Inconclusive	Negative	Positive	Percent positive	Total
MEDICAL CENTER ENTERPRISE			4	100%	4
CALUSA HARBOUR			4	100%	4
BIRMINGHAM VAMC		1	3	75%	4
ASCENSION ST VINCENT'S MEDICAL CENTER		3	1	25%	4
SUNRISE SENIOR LIVING OF JACKSONVILLE			4	100%	4
TRIDENT BIOMETRICS		3	1	25%	4
EASTERN FLORIDA STATE COLLEGE - PALM BAY CAMPUS			4	100%	4
GENUS DIAGNOSTICS			4	100%	4
ADVENTHEALTH NEW SMYRNA BEACH COMMUNITY HEALTH			4	100%	4
MD NOW URGENT CARE - DELRAY WEST			4	100%	4
FCHC (OB)-DARWIN SQUARE CTR.			4	100%	4
CAREATC, INC.			4	100%	4
LOUISIANA DEPT. OF HEALTH AND HOSPITALS-INFECTIOUS DISEASE EPI SECTION			4	100%	4
CVS OH2342POCT WEST CHESTER		3	1	25%	4
HEALTHCARE NETWORK OF SOUTHWEST FLORIDA			4	100%	4
RELIANT ACUTE CARE			4	100%	4
THE RETREAT AT PORT ORANGE			4	100%	4
COVENIENT CARE MEDICAL CLINIC			4	100%	4
DEPARTMENT OF PATHOLOGY ROME MEMORIAL		3	1	25%	4
CHILDREN'S MEDICAL GROUP		4			4
MEDEXPRESS URGENT CARE - SUMMERSVILLE, WEBSTER RD		4			4
INTERMARKET FACILITY			4	100%	4
FLORIDA HEALTH CARE PLANS STIRLING CENTER			4	100%	4
NOT GIVEN		1	3	75%	4
MINUTECLINIC DIAGNOSTIC OF VIRGINIA, LLC #255		4			4
REFUGE A HEALING PLACE, THE			4	100%	4
L3HARRIS FAMILY MEDICAL CENTER			4	100%	4
Park Ridge Nursing Center		3	1	25%	4
ALVARO J DANGOND MD PA		4			4
MEDEXPRESS URGENT CARE - KOKOMO		4			4
MEDEXPRESS URGENT CARE HUNTINGTON		4			4
HARBOUR ISLAND PEDIATRICS LLC			4	100%	4
BOND & STEELE CLINIC PA D/B/A BOND CLINIC PA		4			4
FAMILY MEDICINE AT WINTER PARK			4	100%	4
COVID TESTING LLC			4	100%	4
TALLAHASSEE MEMORIAL HEALTHCARE			4	100%	4
COMPASSION PEDIATRICS			4	100%	4
BIOTEST PLASMA CENTER		4			4
ADVANCED PEDIATRICS OF BOCA LLC			4	100%	4
Advanced Care Center			4	100%	4
CELERION			4	100%	4
Kroger 449 - The Little Clinic Mountain Park		4			4
MONTANA DEPARTMENT OF PUBLIC HEALTH & HUMAN SERVICES			4	100%	4
ROAN DRUG COMPANY LLC		4			4
MEDEXPRESS URGENT CARE - MBURG COMMONS		4			4
MAILBOX DIAGNOSTICS		2	2	50%	4
MD ANDERSON			4	100%	4

COVID-19: testing by laboratory

Data through Feb 16, 2021 verified as of Feb 17, 2021 at 09:25 AM

Data in this report are provisional and subject to change.

The numbers in the table below represent the number of Florida and non-Florida residents for whom test results were received by the Department of Health. A person can be tested by more than one laboratory and can have both positive and negative results. **Therefore, the sum of the numbers in each column will be larger than the total number of people tested.**

Reporting lab	Inconclusive	Negative	Positive	Percent positive	Total
MEDEXPRESS URGENT CARE - MARKHAM STREE		3	1	25%	4
MONROE COUNTY DEPT OF PUBLIC HEALTH ST		4			4
LIFEHOPE LABS			4	100%	4
MEDEXPRESS URGENT CARE-CHIPPEWA		2	1	33%	3
SISD EMPLOYEE HEALTH CLINIC			3	100%	3
MORGAN STANLEY HEALTH CENTER		3			3
CVS IN5696POCT FORT WAYNE		3			3
MINUTECLINIC DIAGNOSTIC OF WISCONSIN,		3			3
FHPG TAMPA PRIMARY CARE			3	100%	3
VIRTUA MEMORIAL HOSPITAL BURLINGTON COUNTY		1	2	67%	3
MEDICAL CENTER OF THE ROCKIES			3	100%	3
CENTRAL DUPAGE HOSPITAL			3	100%	3
WINDSOR AT OCALA		2	1	33%	3
NEBRASKA DEPARTMENT OF HEALTH AND HUMAN SERVICES			3	100%	3
ACCESS HEALTH CARE		2	1	33%	3
PRISMA HEALTH MIDLANDS			3	100%	3
COASTAL SKIN SURGERY AND DERMATOLOGY PL		3			3
TRUE HEALTH - LAKE UNDERHILL		3			3
AUSTIN PUBLIC HEALTH			3	100%	3
CFP PHYSICIANS GROUP			3	100%	3
ARC POINT LABS OF AUSTIN NORTH			3	100%	3
PLAINVIEW PRIMARY CARE		3			3
NASSAU COUNTY HEALTH DEPARTMENT		3			3
CORTLAND COUNTY HEALTH DEPARTMENT		3			3
Bethany Health and Rehab		3			3
Village on the Green			3	100%	3
GROVES CENTER			3	100%	3
BETH ISRAEL MEDICAL CENTER LABS		3			3
Kroger 339 - The Little Clinic Highlands - Bardstown Road		3			3
LEXINGTON MEDICAL CENTER		1	2	67%	3
CVS PHARMACY INC DBA CVS/PHARMACY #10908		3			3
MOULTRIE CREEK NURSING AND REHAB			3	100%	3
CVS PA813POCT RICHBORO		3			3
QUATRACOR PLLC		3			3
ADVENT HEALTH - CENTRAL PASCO ER			3	100%	3
CVS IN6757POCT COLUMBUS		3			3
TAYLOR MANOR		1	2	67%	3
YATES COUNTY PUBLIC HEALTH		3			3
OPENTRONS PRL		2	1	33%	3
COVANCE CLS			3	100%	3
EAST TENNESSEE CHILDREN'S HOSPITAL		2	1	33%	3
CARENOW-LEBANON		1	2	67%	3
LEE COMMUNITY HEALTHCARE INC NORTH FORT MYERS		3			3
PUBLIC HEALTH TRUST OF MIAMI DADE COUNTY			3	100%	3
FLORIDA GASTROENTEROLOGY ASSOCIATES PA		3			3
HARBORCHASE OF STUART			3	100%	3
NEMOURS CHILDRENS PRIMARY CARE MAITLAND			3	100%	3

COVID-19: testing by laboratory

Data through Feb 16, 2021 verified as of Feb 17, 2021 at 09:25 AM

Data in this report are provisional and subject to change.

The numbers in the table below represent the number of Florida and non-Florida residents for whom test results were received by the Department of Health. A person can be tested by more than one laboratory and can have both positive and negative results. **Therefore, the sum of the numbers in each column will be larger than the total number of people tested.**

Reporting lab	Inconclusive	Negative	Positive	Percent positive	Total
GRAND VILLA OF SARASOTA		2	1	33%	3
REGIONAL MEDICAL LAB			3	100%	3
Kroger 635 - The Little Clinic Dacula		3			3
DASCENA, INC			3	100%	3
MEDEXPRESS URGENT CARE MARTINSBURG		2	1	33%	3
MEDEXPRESS URGENT CARE, CHAMBERSBURG		2	1	33%	3
Kennedy University Hospital -Wash Twp L		3			3
SKIPPACK MEDICAL LAB			3	100%	3
MENORAH MANOR			3	100%	3
MEDEXPRESS URGENT CARE - WHEELING		2	1	33%	3
NORTH BROWARD HOSPITAL DISTRICT HEALTHCARE FOR THE HOMELESS			3	100%	3
WEST TN HEALTH MED NORTH		3			3
MEDFIRST URGENT CARE			3	100%	3
ALLIANCE FOR MULTISPECIALTY RESEARCH		3			3
CENTURY LINK SPORTS COMPLEX			3	100%	3
ASPEN VALLEY HOSPITAL			3	100%	3
ANN STORCK CENTER INC		3			3
ASSOCIATES IN MEDICINE		1	2	67%	3
SUMMIT MEDICAL GROUP – WEST ORANGE		3			3
THE OASIS BEACHSIDE		3			3
DOCTORS HOSPITAL RENAISSANCE			3	100%	3
THOMAS LANGLEY			3	100%	3
HUNT CLUB MEDICAL CARE			3	100%	3
24TH WEAPONS OF MASS DESTRUCTION - CIVIL SUPPORT		3			3
CVS IN3975POCT JEFFERSONVILLE		2	1	33%	3
COMMUNICABLE DISEASE CONTROL/PUBLIC HEALTH EMERGENCY PREPAREDNESS			3	100%	3
CENTRAL JERSEY URGENT CARE		3			3
ALOHA HOME CARE LLC DBA ACCENTCARE HOME HEALTH OF		3			3
SSM HEALTH ST LOUIS MICROBIOLOGY LABORATORY		1	2	67%	3
GREENTREE MEDICAL CENTER			3	100%	3
ADVANCED URGENT CARE LLC		1	2	67%	3
HEALTHQUEST, INC		2	1	33%	3
BAPTIST HOSPITAL EMPLOYEE HEALTH OFF			3	100%	3
OPTUM PRIMARY CARE - SILVER LAKES			3	100%	3
CVS OH6123POCT CINCINNATI		2	1	33%	3
MONTANA PUBLIC HEALTH LAB			3	100%	3
YORK HOSPITAL - LABORATORY			3	100%	3
SIGNATURE CARE PFLUGERVILLE			3	100%	3
NORTH SHORE HOSP. INFECTION CONTROL			3	100%	3
CVS NC2313POCT RALEIGH		3			3
MEDICAL SERVICES OF AMERICA HOME HEALTH		3			3
COVENANT PEDIATRICS		1	2	67%	3
Wynfield Park Health and Rehabilitation		3			3
ADVANCED HEART CARE OF SOUTH FLORIDA		3			3
SUPER HEALTH PHARMACY LLC		3			3
MEDEXPRESS URGENT CARE - WAXAHACHIE, N HIGHWAY 77		1	2	67%	3
MINUTECLINIC MINUTECLINIC #921		3			3

COVID-19: testing by laboratory

Data through Feb 16, 2021 verified as of Feb 17, 2021 at 09:25 AM

Data in this report are provisional and subject to change.

The numbers in the table below represent the number of Florida and non-Florida residents for whom test results were received by the Department of Health. A person can be tested by more than one laboratory and can have both positive and negative results. **Therefore, the sum of the numbers in each column will be larger than the total number of people tested.**

Reporting lab	Inconclusive	Negative	Positive	Percent positive	Total
CARESPOT-WELLINGTON			3	100%	3
STEAMBOAT EMERGENCY CENTER			3	100%	3
MEDEXPRESS URGENT CARE-SCOTT TOWNSHIP		3			3
PROGRESS PHARMACY INC			3	100%	3
ABC PEDIATRICS OF PORT ST LUCIE		3			3
MINNEOLA PLACE A HOMEBRIDGE COMMUNITY		3			3
ACL LABORATORIES INDUSTRIAL TOXICOLOGY			3	100%	3
CVS NJ715POCT WAYNE		3			3
PEPIN ACADEMIES-PASCO		3			3
TRANSPLANT GENOMICS INC (EUROFINS)		3			3
CVS NC7213POCT MATTHEWS		3			3
UNIVERSITY OF KANSAS MEDICAL CENTER			3	100%	3
SOUTH LAKE FAMILY HEALTH CENTER			3	100%	3
MED FUSION			3	100%	3
CROSSVILLE MEDICAL GROUP		1	2	67%	3
MINUTECLINIC DIAGNOSTIC OF TN, PC 6304		2	1	33%	3
HARBOUR'S EDGE		2	1	33%	3
FRESENIUS MEDICAL CARE			3	100%	3
TMH PHYSICIAN PARTNERS SOUTHWOOD			3	100%	3
LEE CONVENIENT CARE AT SUMMERLIN			3	100%	3
ST LUCIE COUNTY HEALTH DEPARTMENT		2	1	33%	3
PROHEALTH PRIMARY CARE - GLEN OAKS		3			3
MINUTECLINIC DIAGNOSTIC OF TN PC #240		3			3
THE PATHOLOGY LABORATORY		1	2	67%	3
MAYO		1	2	67%	3
PINELLAS PARK HEALTH CENTER - PINELLAS CHD		1	2	67%	3
CTRS			3	100%	3
CGH MEDICAL CENTER			3	100%	3
MICHIGAN HEALTH CLINIC LABORATORIES		2	1	33%	3
CORTLAND REGIONAL MEDICAL CENTER		3			3
MODMD LABORATORY		3			3
Cleveland Clinic Weston			3	100%	3
LUVERNE HEALTH AND REHABILITATION		3			3
Kroger 768 - The Little Clinic Leestown Rd		2	1	33%	3
CENTRAL JERSEY URGENT CARE OF BROWN MI		3			3
SUN TERRACE HEALTH CARE CENTER			3	100%	3
CELEBRATION PRIMARY CARE ASSOCIATES LLC		3			3
MONROE COUNTY FIRE RESCUE		3			3
CVS CA8850POCT HUNTINGTON BEACH		2	1	33%	3
PREMIER FAMILY AND SPORTS MEDICINE		2	1	33%	3
STUYVESANT URGENT CARE		3			3
SARASOTA PERSONAL MEDICINE		2	1	33%	3
EMERALD COAST CENTER			3	100%	3
ALLIANCE LABS @LRMC			3	100%	3
INTERNAL MEDICINE AND WOUND CARE SPECIALIST LLC		3			3
CAMPAZZI CONCIERGE MEDICAL SERVICES		2	1	33%	3
ST LUKES HOSPITAL LABORATORY		2	1	33%	3

COVID-19: testing by laboratory

Data through Feb 16, 2021 verified as of Feb 17, 2021 at 09:25 AM

Data in this report are provisional and subject to change.

The numbers in the table below represent the number of Florida and non-Florida residents for whom test results were received by the Department of Health. A person can be tested by more than one laboratory and can have both positive and negative results. **Therefore, the sum of the numbers in each column will be larger than the total number of people tested.**

Reporting lab	Inconclusive	Negative	Positive	Percent positive	Total
HEART OF FLORIDA HEALTH CENTER INC			3	100%	3
HILLVIEW LABORATORY			3	100%	3
ORCHID COVE DAYTONA			3	100%	3
UHEALTH JACKSON URGENT CARE - CUTLER BAY		1	2	67%	3
CVS TN7289POCT SIGNAL MOUNTAIN		3			3
Lakeview Village		3			3
MINUTECLINIC DIAG OF IND, LLC #8645		3			3
GADSDEN COUNTY HEALTH DEPARTMENT			3	100%	3
PINELLAS POINT NURSING AND REHAB			3	100%	3
WHITE EARTH IHS MAIN LAB		3			3
QUALITY LABORATORY SERVICE		2	1	33%	3
BROOKDALE OAKBRIDGE		1	2	67%	3
Rosedale Green		3			3
THE CLINIC OF PEDIATRICS & GI MEDICINE, INC			3	100%	3
SPARROW CENTRAL LAB			3	100%	3
MOBIL LAB FOR ALL INC		3			3
MINUTECLINIC DIAG OF IND LLC #6840		3			3
FIRST CARE - MIDDLESBORO			3	100%	3
MINUTE CLINIC LLC #0169		3			3
STRINGFELLOW MEMORIAL HOSPITAL		3			3
PEDIATRICS BY THE SEA JOG RD OFFICE			3	100%	3
SOFTLAB			3	100%	3
PATHOLOGY REFERENCE LAB LLC			3	100%	3
SUNDALE NURSING HOME		3			3
MINUTECLINIC MINUTECLINIC #3665		3			3
Kroger 388 - The Little Clinic Braelinn Village		3			3
PREMIER CLINICAL RESEARCH INSTITUTE INC			3	100%	3
MED EXPRESS URGENT CARE PC - MARYLAND		2	1	33%	3
CVS PA5890POCT MONROEVILLE		2	1	33%	3
FELICIDAD MEDICAL CENTER INC			3	100%	3
LIVINGSTON COUNTY DEPT OF HEALTH REPRO			3	100%	3
COVID PROCESSING SITE			3	100%	3
ADVANCED URGENT CARE CENTER OF THE UPPER KEYS		1	2	67%	3
COASTAL LABORATORIES OF FLORIDA			3	100%	3
RHEA MEDICAL CENTER		3			3
MINUTECLINIC LLC #5176			3	100%	3
CVS MINUTE CLINIC DIAG OF IND, LLC #6549		3			3
DELAWARE PUBLIC HEALTH LABORATORY		1	2	67%	3
MINUTE CLINIC LLC # 2033		2	1	33%	3
COMMUNITY MEDICAL CENTER			3	100%	3
LAURELLWOOD NURSING CENTER		1	2	67%	3
CLINICAL ASSOCIATES OF ORLANDO LLC		3			3
HEALGEN SCIENTIFIC			3	100%	3
ADVENT HEALTH MEDICAL GROUP FAMILY MEDICINE			3	100%	3
ST. PETERSBURG PEDIATRICS- 38TH AVENUE			3	100%	3
Englewood Health and Rehab			3	100%	3
BAPTIST PRIMARY CARE, INC.		2	1	33%	3

COVID-19: testing by laboratory

Data through Feb 16, 2021 verified as of Feb 17, 2021 at 09:25 AM

Data in this report are provisional and subject to change.

The numbers in the table below represent the number of Florida and non-Florida residents for whom test results were received by the Department of Health. A person can be tested by more than one laboratory and can have both positive and negative results. **Therefore, the sum of the numbers in each column will be larger than the total number of people tested.**

Reporting lab	Inconclusive	Negative	Positive	Percent positive	Total
NYC PUBLIC HEALTH LABS			3	100%	3
MONTEFIORE MEDICAL CENTER LABS MONTEFIORE		2	1	33%	3
GRADY MEMORIAL HOSPITAL/MICRO			3	100%	3
NORTH DAKOTA DEPT OF HEALTH MICROBIOLOGY		1	2	67%	3
VIRGINIA DIVISION OF CONSOLIDATED LABORATORIES			3	100%	3
BNC Medical Investors, LLC Berrien Nursing & Rehabilitation Center		3			3
EXTENDICARE HEALTH & REHAB CENTER		3			3
MARION COUNTY FIRE RESCUE		3			3
NDX-CORE LAB			3	100%	3
PARRISH MEDICAL CENTER-WAIVED TESTING		3			3
BEEBE MEDICAL CENTER LABORATORY		3			3
MPG JACKSONVILLE ATLANTIC BLVD		1	2	67%	3
Kroger 124 - The Little Clinic University		3			3
MUNSON MEDICAL CENTER			3	100%	3
NORTHCREST MEDICAL CENTER		1	2	67%	3
OHSU MOLECULAR MICROBIOLOGY LAB		2	1	33%	3
GREATER MOBILE URGENT CARE – SPRINGHILL			3	100%	3
MEDEXPRESS URGENT CARE GREENSBURG		2	1	33%	3
MINUTECLINIC #8760		3			3
US SPECIALTY LABS			3	100%	3
NEMOURS CHILDRENS PRIMARY CARE HORIZON WEST			3	100%	3
FAMILY TREE MEDICAL GROUP PA		2	1	33%	3
SPRING LAKE REHABILITATION CENTER			3	100%	3
NATURE COAST PRIMARY CARE LAB LLC			3	100%	3
SCRIPPS CLINIC MEDICAL			3	100%	3
Bainbridge Health and Rehab		3			3
DACH MAIN LAB			3	100%	3
AKRON GENERAL MEDICAL CENTER MAIN		3			3
PEDIATRICS AND ADOLESCENT MEDICINE		2	1	33%	3
FLORIDA LABORATORY ANALYSIS, LLC			3	100%	3
NC STATE LABORATORY OF PUBLIC HEALTH		3			3
MINUTE CLINIC DIAG OF IND LLC #8674		3			3
LPG PEDIATRICS AT LEHIGH ACRES		2	1	33%	3
HAVEN CUSTEAD CARE CENTER			3	100%	3
FLORIDA MENTOR-POINT WEST CLUSTER		3			3
HEARTLAND - CHARLESTON OF HANAHAN SC,		3			3
ST. LUKE'S HOSPITAL - BETHLEHEM CAMPUS		1	2	67%	3
CVS NC7047POCT DURHAM		3			3
JOSEPH SCHENKER MD PC		3			3
MANORCARE NURSING & REHABILITATION CENTER-NAPLES		3			3
RAPID CITY RUGENT CARE			3	100%	3
VIRGINIA DEPARTMENT OF HEALTH DIVISION OF			3	100%	3
TARRANT COUNTY PUBLIC HEALTH		3			3
NORTH CAROLINA DEPT OF HEALTH & HUMAN SRVCS STATE LAB OF PUBLIC HEALTH			3	100%	3
CUMBERLAND MEDICAL CENTER INC		3			3
LINCOLN MEDICAL CENTER		3			3
CALLE OCHO DIALYSIS			3	100%	3

COVID-19: testing by laboratory

Data through Feb 16, 2021 verified as of Feb 17, 2021 at 09:25 AM

Data in this report are provisional and subject to change.

The numbers in the table below represent the number of Florida and non-Florida residents for whom test results were received by the Department of Health. A person can be tested by more than one laboratory and can have both positive and negative results. **Therefore, the sum of the numbers in each column will be larger than the total number of people tested.**

Reporting lab	Inconclusive	Negative	Positive	Percent positive	Total
MINUTECLINIC, LLC #09202		2	1	33%	3
SMH PHYSICIAN SERVICES INC		3			3
MEDIC INFUSION PA		3			3
LOCH HAVEN PEDIATRICS			3	100%	3
ST MARYS MEDICAL CENTER			3	100%	3
URGENT CARE OF THE SMOKIES			3	100%	3
BRIGHAM AND WOMEN'S HOSPITAL			3	100%	3
OHIO CVS STORES		3			3
BARONESS ERLANGER HOSPITAL		3			3
EMORY BENNETT VETERANS NURSING HOME		3			3
HOUSTON METHODIST HOSPITAL			3	100%	3
ALABAMA DEPT PUBLIC HEALTH			3	100%	3
AVANTE INVERNESS		1	2	67%	3
LIFE CARE CENTER OF SKAGIT VALLEY		3			3
CLEARWATER		2	1	33%	3
GONZALEZ MD AND ASWAD MD HEALTH SERVICES			3	100%	3
LAHEY CLINIC MEDICAL CENTER			3	100%	3
FLORIDA HOSPITAL LABORATORIES		3			3
ADRIANA M CASTRO MD PA		3			3
WINDER NURSING INC DBA WINDER HEALTH CARE		3			3
SEMINOLE FAMILY HEALTH CENTER		3			3
HEPATOLOGY DIAGNOSTIC LAB			3	100%	3
OHIO DEPARTMENT OF HEALTH LABORATORY		2	1	33%	3
BAPTIST PRIMARY CARE FERNANDINA BEACH			3	100%	3
VA OUTPATIENT CLINIC-NEW PORT RICHEY			3	100%	3
CVS NJ2815POCT E BRUNSWICK		3			3
MT CARMEL PHARMACY INC		3			3
Broadview Multi-Care Center		3			3
FLORIDA MEDICAL CLINIC -INTERNAL MED DADE CITY			3	100%	3
Fort Gaines Health and Rehab		3			3
VILLAGES HEALTH, THE		3			3
SENTARA NORFOLK GENERAL HOSPITAL CENTRAL LAB			3	100%	3
WINKLER COURT		2	1	33%	3
CVS MINUTE CLINIC DIAGNOSTIC MED GRP OF CAL		3			3
INDIANA STATE DEPARTMENT OF HEALTH LABORATORIES			3	100%	3
TAMPA		1	2	67%	3
BRANDON REGIONAL EMERGENCY CTR			3	100%	3
TERRACE OF ST CLOUD, THE		2	1	33%	3
Kroger 959 - The Little Clinic Carmel		3			3
HELIX LW UC		1	2	67%	3
MINUTECLINIC DIAGNOSTIC OF NORTH CAROLINA PC #7054		3			3
MARYLAND STATE DEPT OF HEALTH	2		1	33%	3
PARADISE VILLA ALF INCORPORATED		3			3
CVS TX8321POCT MCKINNEY		3			3
RICHMOND CITY DEPARTMENT OF PUBLIC HEALTH			3	100%	3
SINAI PLAZA NURSING AND REHAB CENTER			3	100%	3
ELITE PRIMARY CARE OF WAYCROSS			3	100%	3

COVID-19: testing by laboratory

Data through Feb 16, 2021 verified as of Feb 17, 2021 at 09:25 AM

Data in this report are provisional and subject to change.

The numbers in the table below represent the number of Florida and non-Florida residents for whom test results were received by the Department of Health. A person can be tested by more than one laboratory and can have both positive and negative results. **Therefore, the sum of the numbers in each column will be larger than the total number of people tested.**

Reporting lab	Inconclusive	Negative	Positive	Percent positive	Total
SOUTH MIAMI HOSPITAL			3	100%	3
CLINICAL CARE ASSOCIATES, INC			3	100%	3
LITTLE SPURS PEDIATRIC URGENT CARE		1	2	67%	3
EXETER HOSPITAL		3			3
SANFORD MOBILE LAB			3	100%	3
FLORIDA DEPARTMENT OF HEALTH IN MIAMI DADE COUNTY		2	1	33%	3
ERIE COUNTY PUBLIC HEALTH CLINICAL		3			3
Westside Terrace		3			3
ESTERO FIRE RESCUE		3			3
CVS GA2841POCT LAWRENCEVILLE		3			3
MINUTECLINIC DIAGNOSTIC OF TEXAS LLC		2	1	33%	3
VELOCITY CARE			3	100%	3
HCR ManorCare Greentree		3			3
SHANDS AT LAKE SHORE LAB		1	2	67%	3
SANTOS REHABILITATION CENTER INC			3	100%	3
CVS CT1123POCT SOUTHBURY		3			3
MINUTECLINIC DIAGNOSTIC MED GRP OF SAN		3			3
Life Care Center of Citrus County		2	1	33%	3
CULLMAN REGIONAL MEDICAL CENTER		2	1	33%	3
ADVICE FOR OPTIMAL WELLNESS, INC			3	100%	3
FOX FAMILY PRACTICE		3			3
LAKEVIEW HEALTHCARE SYSTEM LLC			3	100%	3
SCIENTIFIC LABORATORY DIVISION			3	100%	3
BAYSIDE LABORATORIES INC		3			3
PROMPT CARE OF CENTRAL FLORIDA LLC			3	100%	3
TMH PHYSICIAN PARTNERS BLOUNTSTOWN			3	100%	3
MEDEXPRESS URGENT CARE - NORTH LITTLE		2	1	33%	3
SAVANNAH COVE		3			3
LEESBURG COMMUNITY HEALTH CENTERS			3	100%	3
MEDEXPRESS URGENT CARE - WILKES BARRE		2	1	33%	3
COL CROSSROAD		1	2	67%	3
WALGREENS NO 19542		3			3
CARENOW-ATASCOCITA			3	100%	3
CVS GA3766POCT DACULA		1	2	67%	3
MEDEXPRESS URGENT CARE-CLOQUET		3			3
MINUTE CLINIC LLC #6765		3			3
FLAGLER FAMILY MEDICINE PA			3	100%	3
2412 LEBANON PIKE		2	1	33%	3
MINUTECLINIC, LLC #05814		3			3
MID FLORIDA CLINICAL LABORATORY		2	1	33%	3
SMOKY MOUNTAIN URGENT CARE AND FAMILY MEDICINE CENTER			3	100%	3
ADVANCED HEALTHCARE ASSOCIATES		3			3
MINUTECLINIC DIAG OF IND, LLC #6483		1	2	67%	3
CANOPY PEDIATRICS		3			3
CROWNE HEALTH CARE OF FORT PAYNE		2	1	33%	3
Kroger 758 - The Little Clinic Providence		3			3
CVS RI1717POCT 1 CVS DR			3	100%	3

COVID-19: testing by laboratory

Data through Feb 16, 2021 verified as of Feb 17, 2021 at 09:25 AM

Data in this report are provisional and subject to change.

The numbers in the table below represent the number of Florida and non-Florida residents for whom test results were received by the Department of Health. A person can be tested by more than one laboratory and can have both positive and negative results. **Therefore, the sum of the numbers in each column will be larger than the total number of people tested.**

Reporting lab	Inconclusive	Negative	Positive	Percent positive	Total
ALLIED PHYSICIANS GROUP PLLC		3			3
LAKE PEDIATRICS			3	100%	3
GYN PATH SERVICES			3	100%	3
TUFTS MEDICAL CENTER			3	100%	3
OHIO HEALTH DOCTORS HOSPITAL			3	100%	3
KINGS BAY PEDIATRICS LLC			3	100%	3
SURETOX LABORATORY LLC		2	1	33%	3
IVY CREEK URGENT CARE OF ENTERPRISE			3	100%	3
SOFTCELL L-FORM LABORATORIES, LLC			3	100%	3
HIALEAH SHORES NURSING AND		2	1	33%	3
ORLANDO REGIONAL HEALTH SERVICES		1	2	67%	3
BNR PHARMACY INC		3			3
NEWSTAR MEDICAL LABORATORIES		3			3
CVS TN2179POCT MURFREESBORO		3			3
LOYOLA UNIVERSITY MEDICAL CENTER LABORATORY			3	100%	3
NORTH NAPLES HOSPITAL RESPIRATORY THERAPY DEPARTMENT			3	100%	3
PATIENT FIRST - ALLENTOWN			3	100%	3
CVS IN6605POCT INDIANAPOLIS		2	1	33%	3
MEDICAL UNIVERSITY SC HOSPITAL			3	100%	3
MEDEXPRESS URGENT CARE-ARLINGTON		2	1	33%	3
SOUTH COUNTY MENTAL HEALTH CENTER INC			3	100%	3
MEDEXPRESS - WILMINGTON CONCORD PIKE		2	1	33%	3
CARE NOW, INC		1	2	67%	3
FLORIDA HOSPITAL PHYSICIANS GROUP		1	2	67%	3
OPTUM OF RED ROAD		3			3
MEADOWS AT CYPRESS GARDENS, THE		3			3
VA PRIMARY CARE ANNEX			3	100%	3
SUMNER REGIONAL MEDICAL CENTER		2	1	33%	3
TIFTON CARECONNECT URGENT CARE			3	100%	3
CVS NC3319POCT CHARLOTTE		2	1	33%	3
IOWA DEPARTMENT OF PUBLIC HEALTH			3	100%	3
Greystone Health Care Center		3			3
UNITY HEALTH AND REHABILITATION CENTER			3	100%	3
MEDFUSION		2	1	33%	3
CVS CA9113POCT CHULA VISTA		3			3
NASSAU COUNTY HEALTH DEPARTMENT-FERNANDINA BEACH C		3			3
MEDI-DRUG INC		2	1	33%	3
WELLMED AT APOLLO BEACH BLVD		1	2	67%	3
BOLING, STEPHANIE		3			3
APEX CLINICAL LABORATORIES INC		3			3
Kroger 093 - The Little Clinic Stapleton		2	1	33%	3
ADVANCED PEDIATRICS			3	100%	3
TIEHH BIOTERRORISM RESPONSE LAB			3	100%	3
Magnolia Health and Rehab Center			3	100%	3
NEOGENOMICS LABORATORIES, INC		3			3
BAPTIST OUTPATIENT SERVICES			3	100%	3
ESCO DRUG CO INC		3			3

COVID-19: testing by laboratory

Data through Feb 16, 2021 verified as of Feb 17, 2021 at 09:25 AM

Data in this report are provisional and subject to change.

The numbers in the table below represent the number of Florida and non-Florida residents for whom test results were received by the Department of Health. A person can be tested by more than one laboratory and can have both positive and negative results. **Therefore, the sum of the numbers in each column will be larger than the total number of people tested.**

Reporting lab	Inconclusive	Negative	Positive	Percent positive	Total
RIVER CITY MEDICAL ASSOCIATES INC			3	100%	3
Hunterdon Medical Center Laboratory		3			3
MEDEXPRESS URGENT CARE, BELLE VERNON		3			3
MEDEXPRESS URGENT CARE - HOLLINS		3			3
EMERALD COAST PEDIATRICS & ADOL		1	2	67%	3
HALIFAX HEALTH CARE FOR WOMEN		3			3
CVS IL8747POCT CHICAGO		3			3
ATLANTIC SURGERY CENTER OF JACKSONVILLE BEACH		3			3
ROANE MEDICAL CENTER		2	1	33%	3
WYOMING DEPT OF HEALTH			3	100%	3
WALGREENS #07502		3			3
CVS SC1540POCT MYRTLE BEACH		2	1	33%	3
FAMILY MEDICAL CLINIC HOMESTEAD, LLC			3	100%	3
CVS GA2147POCT KENNESAW		2	1	33%	3
MEDEXPRESS-HOUSTON EAST FWY		1	2	67%	3
NOVANT HEALTH PRESBYTERIAN		2	1	33%	3
CVS OH3301POCT WOODMERE		3			3
COOPER UNIVERSITY HOSPITAL LABORATORY		2	1	33%	3
GILCHRIST COUNTY HEALTH DEPT			3	100%	3
NORTHERN LIGHT LABORATORY		1	2	67%	3
MEDEXPRESS URGENT CARE - WEST ST PAUL, ROBERT ST S		3			3
ADVENTHEALTH SEBRING- INFECTION CONTROL DEPARTMENT			3	100%	3
VICAR'S LANDING NURSING HOME		2	1	33%	3
Kroger 627 - The Little Clinic Castleberry		2	1	33%	3
KISSIMMEE URGENT CARE		3			3
GAINESVILLE PEDIATRIC ASSOCIATES			3	100%	3
BROOKDALE SENIOR LIVING			3	100%	3
Gulfport Rehabilitation Center			3	100%	3
GRAND VILLA OF MELBOURNE		1	2	67%	3
MEDEXPRESS URGENT CARE-PASADENA		3			3
MEDEXPRESS URGENT CARE - RICHMOND, W BROAD ST		3			3
CCRX OF NORTH CAROLINA, LLC		2	1	33%	3
ONslow MEMORIAL HOSPITAL LABORATORY		3			3
BROOKDALE LAKE MARY			3	100%	3
WAL-MART STORES EAST LP		2	1	33%	3
MINUTECLINIC DIAG OF IND, LLC #6910		3			3
NORTHWEST FLORIDA CLINICAL LAB		1	2	67%	3
CABELL HUNTINGTON HOSPITAL CLINICAL LAB			3	100%	3
CONSOLIDATED LABORATORY SERVICES			3	100%	3
GUIDANCE / CARE CENTER, INC		3			3
BETTERMED URGENT CARE			3	100%	3
URGENT DOC - URGENT CARE CLINIC			3	100%	3
HELIX MEDICAL CENTERS		1	2	67%	3
CVS MN6811POCT PLYMOUTH		3			3
BAYCARE MEDICAL GROUP, INC		3			3
MINUTECLINIC DIAG OF IND, LLC #6648		2	1	33%	3
ADVANCED MEDICAL RESEARCH CENTER LLC			3	100%	3

COVID-19: testing by laboratory

Data through Feb 16, 2021 verified as of Feb 17, 2021 at 09:25 AM

Data in this report are provisional and subject to change.

The numbers in the table below represent the number of Florida and non-Florida residents for whom test results were received by the Department of Health. A person can be tested by more than one laboratory and can have both positive and negative results. **Therefore, the sum of the numbers in each column will be larger than the total number of people tested.**

Reporting lab	Inconclusive	Negative	Positive	Percent positive	Total
MEDEXPRESS URGENT CARE - LITTLE ROCK		2	1	33%	3
UNIVERSITY OF MICHIGAN		2	1	33%	3
GARCIA MORALES NELSON			3	100%	3
MEDEXPRESS URGENT CARE-HERSHEY		2	1	33%	3
CUMBERLAND HEIGHTS		3			3
SCHIFF CENTER FOR LIVER DISEASES		1	2	67%	3
BRADENTON PHYSICIAN MEDICAL CENTER			3	100%	3
MEDEXPRESS URGENT CARE - WALDORF, CRAIN HWY		3			3
FLORIDA DEPARTMENT OF HEALTH SEMINOLE COUNTY		1	2	67%	3
DEPARTMENT OF HEALTH AND HUMAN SERVICES DIVISION OF BEHAVIORAL HEALTH		1	2	67%	3
MINUTECLINIC DIAGNOSTIC OF MICHIGAN, P		3			3
BRENTWOOD SENIOR LIVING AT ST PETE			3	100%	3
PROPATH			3	100%	3
JS HEALTHCARE		2	1	33%	3
CVS OH3393POCT AURORA		2	1	33%	3
CULLMAN REGIONAL URGENT CARE		2	1	33%	3
BROOME COUNTY HEALTH DEPARTMENT		2	1	33%	3
INSPIRA MEDICAL CENTER VINELAND LAB		2	1	33%	3
MEDEXPRESS URGENT CARE NORWIN		3			3
IMMERSION RESIDENTIAL LLC			3	100%	3
NASSAU UNIVERSITY MEDICAL CENTER DEPT		1	1	50%	2
CVS MA447POCT NORTHAMPTON		2			2
SANFORD REGIONAL HOSPITAL WORTHINGTON		2			2
Kroger 739 - The Little Clinic La Grange Road		2			2
SUNBRIDGE CARE & REHAB FOR DECATUR		2			2
STARR COUNTY MEMORIAL HOSPITAL			2	100%	2
DOUGLASVILLE NURSING AND REHABILITATIO		2			2
MAIN STREET MEDICAL CENTERS		2			2
DURAND SENIOR CARE & REHAB CENTER		2			2
CVS TX2263POCT SAN ANTONIO		2			2
COASTAL MEDICAL LAB			2	100%	2
PHYSICIANS CARE INC		1	1	50%	2
Providence of Sparta Health and Rehabilitation		2			2
MINUTECLINIC DIAGNOSTIC OF NEVADA-9586		1	1	50%	2
STARR CITY OF ROMA COMMUNITY CENTER			2	100%	2
PALMETTO FAMILY HEALTH CENTER			2	100%	2
CARESPOT URGENT CARE		1	1	50%	2
MERCY HEALTH LAB		1	1	50%	2
MORRISTOWN MEMORIAL HOSPITAL		2			2
NATIONWIDE LABORATORY SERVICES		1	1	50%	2
CVS MO8555POCT KANSAS CITY		2			2
Kroger 412 - The Little Clinic Oxford		2			2
441 URGENT CARE-MULBERRY			2	100%	2
MEMORIAL HOSPITAL OF CARBONDALE			2	100%	2
PM PEDIATRICS OF BAYSIDE PLLC - HOPEWELL JUNCTION		2			2
PARKLAND HEALTH & HOSPITAL			2	100%	2
DRR JMC URGENT CARE DONALD ROSS			2	100%	2

COVID-19: testing by laboratory

Data through Feb 16, 2021 verified as of Feb 17, 2021 at 09:25 AM

Data in this report are provisional and subject to change.

The numbers in the table below represent the number of Florida and non-Florida residents for whom test results were received by the Department of Health. A person can be tested by more than one laboratory and can have both positive and negative results. **Therefore, the sum of the numbers in each column will be larger than the total number of people tested.**

Reporting lab	Inconclusive	Negative	Positive	Percent positive	Total
MINUTECLINIC DIAG OF IND, LLC #6553		2			2
BEAUFORT MEMORIAL			2	100%	2
MINUTECLINIC DIAG OF IND, LLC #6908		2			2
Hackensack Univ Medical Center At Pasc		1	1	50%	2
SPECIALTY LABORATORIES			2	100%	2
MINUTE CLINIC DIAGNOSTIC OF VIRGINIA, LLC #6292		2			2
Holiday Retirement Home			2	100%	2
ACM MEDICAL LABORATORY ALLIANCE			2	100%	2
DUKE HEALTH REGIONAL HOSPITAL			2	100%	2
MEDEXPRESS URGENT CARE-BLOOMFIELD AVEN		2			2
NORTHWELL HEALTH			2	100%	2
GOLISANO PEDIATRICS PORT CHARLOTTE HARBOR		2			2
STARMED FAMILY & URGENT CARE			2	100%	2
NEW YORK CITY CENTRAL COVID			2	100%	2
DNA DIAGNOSTICS CENTER		2			2
BLACKWATER RIVER			2	100%	2
BAPTIST HOSPITAL OF MIAMI MCI BROWARD LABORATORY			2	100%	2
Church Creek SNF			2	100%	2
SOUTHEASTERN INSTITUTE OF RESTORATIVE MEDICINE		1	1	50%	2
DEER'S HEAD CENTER		2			2
MINUTECLINIC DIAGNOSTIC OF SC, LLC #4		2			2
INSPIRIT SENIOR LIVING			2	100%	2
WESTMINSTER SUNCOAST			2	100%	2
Birchaven		2			2
OURMED		2			2
NORTON IMMEDIATE CARE CENTER - PRESTON			2	100%	2
MINUTECLINIC DIAGNOSTIC OF OHIO #6139		2			2
JACKSON LABORATORY OF GENOMIC MEDICINE		2			2
THE EDGEWATER AND WATERMAN VILLAGE			2	100%	2
FIRST CHOICE MEDICAL PC			2	100%	2
APC PEDIATRICS			2	100%	2
CLARA MAASS TRANSITIONAL CARE UNIT		2			2
BAYFRONT FAMILY HEALTH CENTER			2	100%	2
Good Samaritan Society Waukon		2			2
STATE OF FLORIDA			2	100%	2
RENFREW CENTERS INC		2			2
Greystone Nursing and Rehab, LLC			2	100%	2
CVS TN7144POCT BARTLETT		2			2
MEDEXPRESS URGENT CARE - SPRINGDALE, S 40TH STREET		2			2
DASCENA LAB			2	100%	2
REGIONAL MEDICAL CENTER BAYONET POINT			2	100%	2
AUSTIN REGIONAL CLINIC MICROBIOLOGY LAB			2	100%	2
WELLMED AT BRANDON REGIONAL		2			2
UNITED MEMORIAL MEDICAL CENTER			2	100%	2
NORTHEAST PEDIATRICS			2	100%	2
GIGI WOOD DAVIS DO-FAMILY MEDICINE		2			2
BENEVA LAKES ASSISTED LIVING CENTER			2	100%	2

COVID-19: testing by laboratory

Data through Feb 16, 2021 verified as of Feb 17, 2021 at 09:25 AM

Data in this report are provisional and subject to change.

The numbers in the table below represent the number of Florida and non-Florida residents for whom test results were received by the Department of Health. A person can be tested by more than one laboratory and can have both positive and negative results. **Therefore, the sum of the numbers in each column will be larger than the total number of people tested.**

Reporting lab	Inconclusive	Negative	Positive	Percent positive	Total
ASPIRUS RIVERVIEW HOSPITAL & CLINICS INC		1	1	50%	2
CVS IL8751POCT CHICAGO		2			2
CAREWELL JW - WORCESTER LNC			2	100%	2
NORTH MCALLEN PEDIATRIC CENTER			2	100%	2
ALL4KIDZ PEDIATRICS LLC		2			2
SARNO FAMILY PRACTICE		1	1	50%	2
POINTE AT NEW PORT PLACE,THE		2			2
DOCTORS MEDICAL CTR OF WALTON COUNTY			2	100%	2
EXPRESS CARE OF THE SHOALS		1	1	50%	2
VELOCITY URGENT CARE			2	100%	2
GREEN POINT RX INC DBA ALTRU CHEMISTS		2			2
COMPLETE HEALTH MEDICAL CENTER			2	100%	2
RIVER CITY MEDICAL ASSOCIATES, INC			2	100%	2
THOMASVILLE REGIONAL MEDICAL CENTER		2			2
RIVERVIEW MEDICAL CLINIC		2			2
Delaware Court Healthcare Center		2			2
KAILOS GENETICS INC			2	100%	2
LABRADOR PRIMARY CARE CENTER			2	100%	2
CONWAY MEDICAL CENTER			2	100%	2
EXCEPTIONAL EMERGENCY CENTER - AMARILLO			2	100%	2
BROOKS -TLC HOSPITAL SYSTEM			2	100%	2
GILCHRIST COUNTY FIRE DEPARTMENT			2	100%	2
WEST FLORIDA MEDICAL ASSOCIATES, PA			2	100%	2
GALEN BAYLOR EXTENSION		2			2
DOCTORS CARE OF PALM COAST			2	100%	2
Luther Acres Manor		2			2
DELRAY BEACH HEALTH CENTER			2	100%	2
CITY OF NEW YORK DEPARTMENT OF HEALTH			2	100%	2
SOUTHEAST GEORGIA HEALTH SYSTEM			2	100%	2
CVS OH6185POCT PICKERINGTON		2			2
MALABAR FAMILY PRACTICE		1	1	50%	2
LAWRENCE GENERAL HOSPITAL			2	100%	2
GASTROENTEROLOGY ASSOCIATES			2	100%	2
ADVENTHEALTH MEDICAL GROUP PEDIATRICS AT APOPKA		2			2
THE CLUB AT BOYNTON BEACH, LLC			2	100%	2
CVS PA10034POCT PITTSBURGH		2			2
Cedar Valley Nursing & Rehab Center		2			2
ACCESS CARE MEDICAL GROUP LLC		2			2
Stillwater Healthcare		2			2
MID - FLORIDA PATHOLOGY LLC		1	1	50%	2
University Center East			2	100%	2
MONROE URGENT CARE		2			2
PHYSICIANS MEDICAL CENTER		2			2
CITRUS PARK			2	100%	2
NEW GEN LABS			2	100%	2
MADISON HOSPITAL LABORATORY			2	100%	2
MEMORIAL SLOAN KETTERING CANCER CENTER		1	1	50%	2

COVID-19: testing by laboratory

Data through Feb 16, 2021 verified as of Feb 17, 2021 at 09:25 AM

Data in this report are provisional and subject to change.

The numbers in the table below represent the number of Florida and non-Florida residents for whom test results were received by the Department of Health. A person can be tested by more than one laboratory and can have both positive and negative results. **Therefore, the sum of the numbers in each column will be larger than the total number of people tested.**

Reporting lab	Inconclusive	Negative	Positive	Percent positive	Total
MEDEXPRESS URGENT CARE-WILKINS TOWNSHIP, WILLIAM PENN HIGHWAY		2			2
ORLANDO HEALTH PHYSICIAN GROUP			2	100%	2
CIGNA GATEWAY			2	100%	2
ST JOHN'S RIVERSIDE HOSPITAL		2			2
THE HOSPITAL OF PROVIDENCE EMERGENCY ROOM			2	100%	2
Kings County Hospital Center			2	100%	2
ADVANCED MEDICAL CARE			2	100%	2
MEMORIAL HOSPITAL OF SOUTH BEND			2	100%	2
ARCPPOINT LABS OF ALTAMONTE SPRINGS			2	100%	2
UMHC HOLLYWOOD LABORATORY			2	100%	2
DALLAS BAPTIST UNIVERSITY - HEALTH SERVICES			2	100%	2
NAPHCARE INC		2			2
FLORIDA MEDICAL CENTER			2	100%	2
DALLAS MEDICAL CENTER			2	100%	2
MIAMI DADE MEDICAL RESEARCH INSTITUTE			2	100%	2
BOSTON PUBLIC HEALTH COMMISSION			2	100%	2
WALGREENS #3811			2	100%	2
BOONES CREEK URGENT CARE		1	1	50%	2
SERENADES BY SONATA		1	1	50%	2
MIDWAY PRIMARY CARE LLC		2			2
ADVENTIST HINSDALE HOSPITAL LABORATORY			2	100%	2
URGENT CARE AND SURGERY CENTER			2	100%	2
OLEAN GENERAL HOSPITAL		2			2
CVS TX1104POCT ALLEN		2			2
MINUTECLINIC, LLC #07852		2			2
MINUTECLINIC 7196		2			2
Medilodge of Montrose		2			2
Parkridge Specialty Care		2			2
RCA LABORATORY SERVICES LLC			2	100%	2
MINUTECLINIC DIAGNOSTIC OF OHIO #4401		2			2
INTERNAL MEDICINE ASSOCIATES-DUNELLON			2	100%	2
MINUTE CLINIC DIAGNOSTIC OF KANSAS PA		2			2
ARLINGTON DIALYSIS CENTER LLC		2			2
MEMORIAL HERMANN CONSOLIDATED LABORATORY SERVICES			2	100%	2
ST. ELIZABETH HEALTHCARE			2	100%	2
PM PEDIATRICS OF BAYSIDE, PLLC - MANHASSET		2			2
FLORIDA DEPARTMENT OF HEALTH (FDOH)			2	100%	2
ONTARIO COUNTY PUBLIC HEALTH		2			2
PEDIATRIC HEALTH CARE		1	1	50%	2
HEALTH & REHAB CTR AT DOLPHINS VIEW, THE			2	100%	2
UNIVERISTY OF MEMPHIS ATHLETIC TRAINI		2			2
CVS OH6149POCT UPPER ARLINGTON		1	1	50%	2
PHYSICIANS LABORATORY SERVICES			2	100%	2
TULANE MEDICAL CENTER			2	100%	2
First Care Living Center/Essentia Health			2	100%	2
HOLY FAMILY MEDICAL CENTER		1	1	50%	2
Heartland Healthcare Center Boca Raton			2	100%	2

COVID-19: testing by laboratory

Data through Feb 16, 2021 verified as of Feb 17, 2021 at 09:25 AM

Data in this report are provisional and subject to change.

The numbers in the table below represent the number of Florida and non-Florida residents for whom test results were received by the Department of Health. A person can be tested by more than one laboratory and can have both positive and negative results. **Therefore, the sum of the numbers in each column will be larger than the total number of people tested.**

Reporting lab	Inconclusive	Negative	Positive	Percent positive	Total
OPP HEALTH AND REHABILITATION		2			2
SANIBEL MEDICAL CLINIC			2	100%	2
GULF COAST IMMEDIATE CARE CENTER		1	1	50%	2
ONE MEDICAL GROUP		1	1	50%	2
SPRING HILL REGIONAL HOSPITAL			2	100%	2
FLORIDA DEPARTMENT OF HEALTH IN ALACHUA COUNTY -			2	100%	2
Kroger 186 - The Little Clinic Holiday Manor		1	1	50%	2
CVS IN7653POCT EVANSVILLE		1	1	50%	2
MEDEXPRESS URGENT CARE- ALLISON PARK		1	1	50%	2
MEDEXPRESS URGENT CARE FOX CHAPEL		2			2
GOLDMAN SACHS HEALTH CENTER		2			2
VA OUTPATIENT PHARMACY			2	100%	2
CVS PA5241POCT CHALFONT		2			2
The Grand Rehabilitation & Nursing Utica		2			2
CHILDREN'S MEDICAL CENTER-EAST ORLANDO			2	100%	2
WOMENS CARE FLORIDA LLC-LABORATORY		2			2
CVS M08556POCT KANSAS CITY		2			2
BROOKDALE PALM BEACH GARDENS			2	100%	2
MINUTECLINIC DIAGNOSTIC OF OHIO #6147		1	1	50%	2
SPECTRA LABS		1	1	50%	2
THE RIM URGENT CARE			2	100%	2
CARTER BLOOD CARE			2	100%	2
ADVENT HEALTH CENTRAL TEXAS		1	1	50%	2
SIGNATURE CARE LEWISVILLE-EMERGENCY CENTER		1	1	50%	2
ASHLEY PEDIATRICS			2	100%	2
Kroger 619 - The Little Clinic Hendersonville Indian Lake		2			2
FLORIDA KEYS PED & ADOLES CTR			2	100%	2
PENSACOLA MEDICAL CLINIC LLC			2	100%	2
BRITO MEDICAL CENTER			2	100%	2
GENESIS FAMILY PRACTICE			2	100%	2
FKC AMELIA ISLAND DIALYSIS			2	100%	2
FLAGLER PROFESSIONAL HEALTH CAE SERVICES INC		2			2
REGIONS HOSPITAL LABORATORY			2	100%	2
USCG ABBOTT BINAXNOW		1	1	50%	2
LOWELL GENERAL HOSPITAL			2	100%	2
JUPITER INTERNAL MEDICINE AND ASSOCIATES			2	100%	2
EASTSIDE SPORTS COMPLEX			2	100%	2
CVS GA7064POCT STOCKBRIDGE		2			2
FIRST PREVENTION AND DIALYSIS CENTER LLC			2	100%	2
MEDSTAR HARBOR HOSPITAL			2	100%	2
NORTH DAKOTA VETERANS HOME		2			2
MINUTECLINIC DIAGNOSTIC OF KANSAS PA		2			2
LEXINGTON PLACE			2	100%	2
AFFORDABLE PRIMARY CARE LLC		2			2
MEASE COUNTRYSIDE HOSPITAL CARDIAC REH			2	100%	2
INSPIRE HEALTHCARE CENTER			2	100%	2
INTEGRITY CLINICAL RESEARCH CENTER INC		1	1	50%	2

COVID-19: testing by laboratory

Data through Feb 16, 2021 verified as of Feb 17, 2021 at 09:25 AM

Data in this report are provisional and subject to change.

The numbers in the table below represent the number of Florida and non-Florida residents for whom test results were received by the Department of Health. A person can be tested by more than one laboratory and can have both positive and negative results. **Therefore, the sum of the numbers in each column will be larger than the total number of people tested.**

Reporting lab	Inconclusive	Negative	Positive	Percent positive	Total
CVS NJ862POCT MARLBORO		2			2
BRENTWOOD AT FORE RANCH			2	100%	2
SHORE MEDICAL CENTER		2			2
INTERCOASTAL FAMILY PRATICE			2	100%	2
EPWORTH VILLAGE RETIREMENT COMMUNITY		2			2
ROCKEFELLER UNIVERSITY CLINICAL GENOMICS LABORATOR		2			2
ADVOCATE SHERMAN HOSPITAL			2	100%	2
PALM MEDICAL CENTER - PLANT CITY		2			2
CVS HEALTH, #1994		1	1	50%	2
DAVENPORT PEDIATARICS CLERMONT PA		1	1	50%	2
CDK LIBERTY ENTERPRISES, LLC		2			2
EMERALD TRACE		2			2
NLC LABS			2	100%	2
UNIVERSITY HEALTH SERVICES RIVER CAMPUS		2			2
NYUMC CLINICAL LABORATORIES			2	100%	2
CALIFORNIA DIVISION OF COMMUNICABLE DISEASE CONTROL			2	100%	2
HERNANDO CHILDREN'S			2	100%	2
CVS NV2928POCT LAS VEGAS		2			2
STUDENT HEALTH SERVICES			2	100%	2
DESERT HOSPITAL/CPHU CLINICAL LABORATORY			2	100%	2
ALVERNO CLINICAL LABORATORIES			2	100%	2
FHCP ASC - ORANGE CITY			2	100%	2
Bedford Care Center of Hattiesburg		2			2
AMERICAN MEDICAL LABORATORIES			2	100%	2
Kroger 571 - The Little Clinic Hendersonville		1	1	50%	2
LINIL VISITING NURSES, INC		2			2
BAYCARE LABORATORIES			2	100%	2
NEWTON MEMORIAL HOSPITAL		2			2
APALACHEE CENTER INC		2			2
SYLVAN NURSING			2	100%	2
JOHN D. ARCHBOLD MEM. HOSPITAL			2	100%	2
UNIVERSTIY OF ILLINOIS HOSPITAL			2	100%	2
ST LUKES HOSPITAL			2	100%	2
SIGNATURE HEALTHCARE OF MIDDLEBURG		2			2
CVS NV3210POCT LAS VEGAS		2			2
Iron County Medical Care Facility		2			2
WARD MEMORIAL HOSPITAL		2			2
OCALA REGIONAL KIDNEY CENTER EAST			2	100%	2
NEMOURS CHILDREN'S PRIMARY CARE THE VILLAGES		2			2
CLINICA HISPANIA			2	100%	2
MINUTECLINIC #1773		2			2
OCALA REGIONAL KIDNEY CENTER-WEST			2	100%	2
SWEETWATER NURSING CENTER		2			2
CATHOLIC HEALTH LABORATORY SERVICES		2			2
APPLECARE VALDOSTA			2	100%	2
KANSAS CITY VA MEDICAL CENTER			2	100%	2
HARRINGTON PARK HEALTH AND REHAB		2			2

COVID-19: testing by laboratory

Data through Feb 16, 2021 verified as of Feb 17, 2021 at 09:25 AM

Data in this report are provisional and subject to change.

The numbers in the table below represent the number of Florida and non-Florida residents for whom test results were received by the Department of Health. A person can be tested by more than one laboratory and can have both positive and negative results. **Therefore, the sum of the numbers in each column will be larger than the total number of people tested.**

Reporting lab	Inconclusive	Negative	Positive	Percent positive	Total
CVS GA5637POCT VILLA RICA		2			2
MAINE CENTER FOR DISEASE CONTROL AND PREVENTION			2	100%	2
AdventHealth Care Center Orlando North			2	100%	2
CVS NH6596POCT HAMPTON		2			2
BIRMINGHAM INTERNAL MEDICINE ASSOCIATE		1	1	50%	2
EXPRESSCARE URGENT CARE CENTER			2	100%	2
CVS IN6559POCT AVON		2			2
CVS OH5457POCT POWELL		2			2
BFT LAB			2	100%	2
DOCTOR'S IN-HOUSE LAB/COMMUNITY HEALTH CENTERS OF PINELLAS – JOHNNIE R			2	100%	2
AFTER HOURS PEDS			2	100%	2
NATIONAL JEWISH HEALTH			2	100%	2
CVS MINUTE CLINIC DIAGNOSTIC MED GRP		2			2
MEDEXPRESS URGENT CARE - LEDGEWOOD		2			2
MONICE DR.			2	100%	2
FLORIDA PRIMARY CARE CENTER PA		2			2
PARKWAY DRUGS OF ONEIDA COUNTY NORTH I		1	1	50%	2
SPECTRUM HEALTH			2	100%	2
VALLEY MEDICAL LABORATORY			2	100%	2
WASHINGTON STATE DEPARTMENT OF HEALTH PUBLIC HEALTH LABORATORIES			2	100%	2
MEDEXPRESS URGENT CARE - MYLAN			2	100%	2
PM PEDIATRICS OF SELDEN, PLLC		2			2
MAGNOLIA MANOR OF COLUMBUS		2			2
TMH PHYSICIAN PARTNERS MONTICELLO		1	1	50%	2
UTMB PATHOLOGY CLINICAL SERVICES LABORATORY			2	100%	2
FULGENT GENETICS HOUSTON		2			2
Kroger 448 - The Little Clinic Mason		2			2
BRANDYWYNE HEALTH CARE CENTER			2	100%	2
Chatham Nursing and Rehab Center		2			2
CVS MINUTE CLINIC DIAGNOSTIC OF KANSAS, PA		2			2
LAB CORP OF AMER SAN DIEGO			2	100%	2
ORLANDO FAMILY PHYSICIANS INC			2	100%	2
SPRINGHILL SENIOR RESIDENCE		2			2
MEDEXPRESS URGENT CARE-SALINA, S 9TH ST		2			2
SOUTHERN BREEZE HEALTHCARE		1	1	50%	2
SIGNAL DIAGNOSTICS DBA FLOWHEALTH LABS			2	100%	2
BAYLOR COLLEGE OF MEDICINE			2	100%	2
MANASOTA PEDIATRICS			2	100%	2
RAPID MEDLAB (004MO)		2			2
MEDEXPRESS URGENT CARE-MT PLEASANT		1	1	50%	2
CVS IL7017POCT BLOOMINGTON		2			2
MINUTE CLINIC DIAGNOSTIC OF VIRGINIA, LLC #1905		2			2
NOVA SOUTHEASTERN UNIVERSITY - STUDENT MEDICAL CTR			2	100%	2
MEDAILLE COLLEGE WELLNESS CENTER		2			2
FRESENIUS KIDNEY CARE			2	100%	2
ROPER HOSPITAL			2	100%	2
DAYTON CHILDRENS HOSPITAL LAB			2	100%	2

COVID-19: testing by laboratory

Data through Feb 16, 2021 verified as of Feb 17, 2021 at 09:25 AM

Data in this report are provisional and subject to change.

The numbers in the table below represent the number of Florida and non-Florida residents for whom test results were received by the Department of Health. A person can be tested by more than one laboratory and can have both positive and negative results. **Therefore, the sum of the numbers in each column will be larger than the total number of people tested.**

Reporting lab	Inconclusive	Negative	Positive	Percent positive	Total
NIBHA MEDIRATTA MD PL			2	100%	2
CORNERSTONE MEDICAL CARE OF BRANDON		2			2
OELWEIN HEALTH CARE CENTER		2			2
Alden Des Plaines			2	100%	2
BMC/JACSONVILLE		1	1	50%	2
MIDLAND MEMORIAL HOSPITAL			2	100%	2
MERCY CONVENIENT CARE			2	100%	2
OUR LADY OF THE LAKE REGIONAL MEDICAL CENTER			2	100%	2
BERGEN COUNTY SURGICAL AND ENDOSCOPY CENTER		2			2
EAST NAPLES PEDIATRICS			2	100%	2
UK HEALTHCARE			2	100%	2
FALCON HEALTH CENTER			2	100%	2
MATHER HOSPITAL			2	100%	2
MANSFIELD MEDICAL LODGE			2	100%	2
CVS KY4779POCT LOUISVILLE		2			2
PRECISION DIAGNOSTIC INC		2			2
STOP URGENT CARE			2	100%	2
MEDEXPRESS URGENT CARE - JEANNETTE		2			2
AIRPORT CLINIC			2	100%	2
POINT OF CARE PRIVATE HEALTH MANAGEMENT			2	100%	2
MEDEXPRESS URGENT CARE - MARTINSVILLE		2			2
Kroger 687 - The Little Clinic Sugar Hill		1	1	50%	2
PUBLIC HEALTH LABORATORY	1		1	50%	2
CHNJ		2			2
LEE MEMORIAL HEALTH SYSTEM D/B/A			2	100%	2
UNIVERSITY HOSPITAL OF BROOKLYN		2			2
FAMILY CARE SPECIALISTS OF ORLANDO			2	100%	2
Elba Nursing and Rehabilitation Center, LLC		2			2
SCDHEC BUREAU OF LABORATORIES			2	100%	2
ILLINOIS DEPT OF PUBLIC HEALTH LABS			2	100%	2
SPRINGS MEDICAL LAB		1	1	50%	2
CVS SC4286POCT EASLEY		2			2
MINUTECLINIC DIAGNOSTIC OF TEXAS, LLC #7435		2			2
TRINITAS REGIONAL MEDICAL CENTER		1	1	50%	2
ASCENSION ST MICHAEL'S HOSPITAL LAB		1	1	50%	2
RAPID RESULT CORP LLC		1	1	50%	2
MINUTECLINIC OF NEVADA-2955 S FT APACH		2			2
MEDEXPRESS URGENT CARE - ANDERSON		2			2
JOHNSON CITY MEDICAL CENTER		1	1	50%	2
ROCKWALL URGENT CARE			2	100%	2
STEWART ST ELIZABETH MEDICAL CENTER			2	100%	2
BAYMEADOWS PRIMARY CARE		2			2
TAMPA INTERNATIONAL AIRPORT			2	100%	2
TWELVE OAKS RECOVERY CENTER			2	100%	2
SCIENTIFIC LABORATORY COMPANY		2			2
DMC UNIVERSITY LABORATORIES		1	1	50%	2
WALGREENS #10972	1	1			2

COVID-19: testing by laboratory

Data through Feb 16, 2021 verified as of Feb 17, 2021 at 09:25 AM

Data in this report are provisional and subject to change.

The numbers in the table below represent the number of Florida and non-Florida residents for whom test results were received by the Department of Health. A person can be tested by more than one laboratory and can have both positive and negative results. **Therefore, the sum of the numbers in each column will be larger than the total number of people tested.**

Reporting lab	Inconclusive	Negative	Positive	Percent positive	Total
MINUTECLINIC DIAGNOSTIC PA #3344		2			2
Kroger 125 - The Little Clinic Castle Rock		2			2
MEDEXPRESS URGENT CARE - OMAHA N 72 ST		2			2
New Jersey Aim At Smg		2			2
ENVOY OF FORK UNION, LLC DBA ENVOY AT THE VILLAGE		2			2
COMMUNITY HEALTH CENTERS INC			2	100%	2
FLORIDA DEPARTMENT OF HEALTH IN ESCAMBIA COUNTY		1	1	50%	2
CHESTERFIELD HEALTHCARE GROUP, INC		2			2
MD NOW URGENT CARE MEDICAL CENTERS INC			2	100%	2
BAPTIST HEALTHCARE - LAKEVIEW CENTER INC		2			2
CSS- TWELVE OAKS			2	100%	2
SUMMERFIELD RETIREMENT LIVING, INC			2	100%	2
THE WINDSOR ORTEGA		2			2
CENTRAL FLORIDA PRIMARY CARE			2	100%	2
SARASOTA IMMEDIATE CARE			2	100%	2
BD MEDICAL SYSTEMS			2	100%	2
ADVENTHEALTH IMAGING PARTIN SETTLEMENT			2	100%	2
STATCARE URGENT AND WALK-IN			2	100%	2
VETERANS AFFAIRS MEDICAL CENTER - GREATER LOS ANGELES			2	100%	2
SARASOTA MEMORIAL MEDICAL URGENT CARE CENTER			2	100%	2
MAJESTIC GUARDIANS			2	100%	2
WEST COAST PEDIATRICS			2	100%	2
Iowa Veterans Home		2			2
MARCO ISLAND HOSPITAL INC D/B/A		1	1	50%	2
MCLAREN REGIONAL MEDICAL CENTER			2	100%	2
NEW YORK PSYCHIATRIC INSTITUTE		2			2
MIDDLE TENN MENTAL HEALTH INSTITUTE		2			2
ASCENSION ST VINCENT'S RIVERSIDE			2	100%	2
RIGHT AT HOME			2	100%	2
MURFREESBORO MEDICAL CLINIC		2			2
BELLIN HOSPITAL			2	100%	2
CVS SC7567POCT BOILING SPRINGS		1	1	50%	2
PEDIATRICS IN NORTH FLORIDA PA			2	100%	2
MIDWAY SPECIALTY CARE RX LLC			2	100%	2
NAVAL MEDICAL CENTER			2	100%	2
TENNESSEE DEPARTMENT OF HEALTH (TDH) - REGIONAL LABORATORY			2	100%	2
PREMIER MEDICAL LABORATORY			2	100%	2
FLORIDA MEDICAL CENTER OF CLEARWATER		2			2
INVERNESS FAMILY CARE HIGH RISK PLLC			2	100%	2
CVS PA258POCT MCKEES ROCKS		2			2
TRUSTBRIDGE			2	100%	2
Robert Wood Johnson University Hospital		1	1	50%	2
POPLAR HEALTHCARE			2	100%	2
Avanti Wellness and Rehab			2	100%	2
CHAPPEL GROUP RESEARCH, THE		2			2
NEIGHBORCARE PHARMACY SERVICES		2			2
Kroger 522 - The Little Clinic Gahanna		1	1	50%	2

COVID-19: testing by laboratory

Data through Feb 16, 2021 verified as of Feb 17, 2021 at 09:25 AM

Data in this report are provisional and subject to change.

The numbers in the table below represent the number of Florida and non-Florida residents for whom test results were received by the Department of Health. A person can be tested by more than one laboratory and can have both positive and negative results. **Therefore, the sum of the numbers in each column will be larger than the total number of people tested.**

Reporting lab	Inconclusive	Negative	Positive	Percent positive	Total
SUNNYSIDE MANOR		2			2
HUMILITY OF MARY HEALTH PARTNERS			2	100%	2
PROVIDENCE LABORATORY SERVICES		2			2
ACKERMAN CANCER CENTER		2			2
DR. G'S URGENT CARE			2	100%	2
NONA PEDIATRIC CENTER			2	100%	2
WELLMED AT FORT PIERCE		1	1	50%	2
PEACE RIVER MEDICAL CENTER		2			2
GOLDSTEIN			2	100%	2
WHITESANDS OUTPATIENT TREATMENT		2			2
SUNCREST OMNI		2			2
JOHNNIE RUTH CLARKE LAB			2	100%	2
CEDARS-SINAI MEDICAL CENTER			2	100%	2
MEDEXPRESS URGENT CARE - FORT SMITH		2			2
PANCARE HEALTH - SNEADS ELEMENTARY			2	100%	2
BAY CORRECTIONAL AND REHABILITATION FACILITY			2	100%	2
RDX BIOSCIENCE INC			2	100%	2
PLASMA MED RESEARCH DBA		2			2
SAFE PMC		2			2
BAPTIST HOSPITAL NURSING/PATIENT CARE			2	100%	2
COMMUNITY HEALTH CENTERS OF PINELLAS, INC			2	100%	2
BIOHEALTH MEDICAL LAB INC			2	100%	2
AMEDISYS HOME HEALTH OF GREENVILLE			2	100%	2
ORANGE COUNTY HEALTH DEPARTMENT		1	1	50%	2
JORDAN VALLEY MEDICAL CENTER			2	100%	2
WALGREENS #05477		2			2
ST. MARY'S MEDICAL CENTER EVANSVILLE, INC			2	100%	2
HAMILTON CHD		2			2
Lakeside Oaks Care Center			2	100%	2
CVS NC7548POCT FUQUAY VARINA		1	1	50%	2
MEDEXPRESS URGEN CARE - EAST BRUNSWICK		2			2
LEGACY LABORATORY SERVICES			2	100%	2
Kroger 441 - The Little Clinic Middletown		2			2
Kroger 426 - The Little Clinic Suwanee		2			2
HCR MANOR CARE SERVICES OF FLORIDA III INC		2			2
FLORIDA SCHOOL FOR THE DEAF & BLIND			2	100%	2
CVS SC2497POCT LEXINGTON		2			2
Timber Ridge Health Care Center			2	100%	2
PruittHealth Lakehaven		2			2
MAYO CLINIC GROUP PRACTICE LABORATORY			2	100%	2
SUNSHINE PHARMACY		2			2
ACN PHYSICIANS GROUP CORP			2	100%	2
LILY PHARMACY		2			2
CROSSTOWN PHARMACY		2			2
CARE CENTERS OF NASSAU LLC MINER ROAD NORTH		2			2
GRACE HEALTHCARE OF LAKE WALES		1	1	50%	2
CARE NOW DENTON			2	100%	2

COVID-19: testing by laboratory

Data through Feb 16, 2021 verified as of Feb 17, 2021 at 09:25 AM

Data in this report are provisional and subject to change.

The numbers in the table below represent the number of Florida and non-Florida residents for whom test results were received by the Department of Health. A person can be tested by more than one laboratory and can have both positive and negative results. **Therefore, the sum of the numbers in each column will be larger than the total number of people tested.**

Reporting lab	Inconclusive	Negative	Positive	Percent positive	Total
SWEDISH COVENANT HOSPITAL			2	100%	2
LABCORP OF AMERICA HOLDINGS		1	1	50%	2
Kroger 686 - The Little Clinic Farragut		2			2
MINUTECLINIC, LLC, DBA MINUTECLINIC #4		2			2
DELAWARE DIAGNOSTICS LABS			2	100%	2
MINUTECLINIC DIAG OF IND, LLC #5369		1	1	50%	2
CVS TX7162POCT HOUSTON		2			2
REELFOOT FAMILY WALK IN CLINIC - TIPT		2			2
GERM BUSTERS 911 LLC			2	100%	2
LEHIGH MEDICAL AND RESEARCH CENTER, INC			2	100%	2
MEDEXPRESS URGENT CARE - SOUTH CHARLESTON		2			2
VITAL CARE CLINIC, LLC			2	100%	2
METHODIST MANSFIELD MEDICAL CENTER			2	100%	2
CVS M05655POCT LIBERTY			2	100%	2
STANFORD HEALTH CARE ANATOMIC PATHOLOGY & CLINICAL LAB			2	100%	2
BERNHARDT LABORATORIES INC			2	100%	2
ADVENTHEALTH EAST ORLANDO EMPLOYEE CLINIC		2			2
NORTHSIDE FAMILY MEDICINE AND URGENT CARE (EAST COBB)		2			2
ALL PEDIATRIC CARE PA			2	100%	2
EXPEDIAN URGENT CARE			2	100%	2
MOUNT SINAI AVENTURA DIAGNOSTIC CENTER			2	100%	2
BOND COMMUNITY HEALTH CENTER			2	100%	2
MEDEXPRESS URGENT CARE - SPRINGFIELD, COOLEY ST		2			2
NEMOURS CHILDREN'S URGENT CARE LAKE NONA			2	100%	2
PALM BEACH DIABETES & ENDOCRINE SPECIALISTS PA			2	100%	2
MINUTECLINIC #2797		2			2
NEMOURS CHILDREN'S URGEN CARE			2	100%	2
Piney Grove Nursing and Rehabilitation Center		2			2
SUMMIT URGENT CARE PS			2	100%	2
MEDEXPRESS URGENT CARE - BRIDGEVILLE		2			2
KETAMINE HEALTH CENTERS AT BONITA SPRINGS, LLC		2			2
LPG PRIMARY CARE AT MATTHEW DRIVE		2			2
MINUTECLINIC, LLC #05891		1	1	50%	2
UNDERGROUND FREE CLINIC		2			2
CVS M010151POCT SPRINGFIELD		1	1	50%	2
MEDICAL CENTER OF CENTRAL GEORGIA			2	100%	2
AMI ST FRANCIS HOSPITAL LABORATORY		1	1	50%	2
LIFETIME FAMILY URGENT CARE			2	100%	2
ATLAS GENOMICS			2	100%	2
SUNCOAST TECHNICAL COLLEGE SCHOOL OF HEALTH		2			2
GULF COAST REGIONAL MEDICAL CARE		2			2
OSF SAINT FRANCIS MEDICAL CENTER			2	100%	2
CVS M08581POCT BLUE SPRINGS		1	1	50%	2
BLUEWATER TOXICOLOGY			2	100%	2
Gracemore Nursing and Rehab		2			2
Alden Terrace of McHenry			2	100%	2
CVS IL3163POCT OAK PARK		2			2

COVID-19: testing by laboratory

Data through Feb 16, 2021 verified as of Feb 17, 2021 at 09:25 AM

Data in this report are provisional and subject to change.

The numbers in the table below represent the number of Florida and non-Florida residents for whom test results were received by the Department of Health. A person can be tested by more than one laboratory and can have both positive and negative results. **Therefore, the sum of the numbers in each column will be larger than the total number of people tested.**

Reporting lab	Inconclusive	Negative	Positive	Percent positive	Total
MD NOW URGENT CARE CENTER INC.			2	100%	2
Kroger 020 - The Little Clinic Wheat Ridge		2			2
KEY WEST HMA PHYSICIAN MANAGEMENT, LLC			2	100%	2
Great Lakes Health Center			2	100%	2
UNIVERSITY OF MISSOURI HEALTH CARE			2	100%	2
WE CARE HOME HEALTH SOLUTIONS LLC			2	100%	2
CONCENTRA - PLANT CITY		2			2
TRUE HEALTH INC			2	100%	2
JULIE STAATS DO		2			2
MEDICAL CITY DALLAS HOSPITAL			2	100%	2
CERTIVIA LABORATORIES			2	100%	2
SUPREME LABORATORY			2	100%	2
CVS IN6572POCT INDIANAPOLIS		2			2
MC DIAGNOSTIC OF CONNECTICUT, PC #114		2			2
PALMS OF FT MYERS,THE			2	100%	2
HPH HOME CARE		1	1	50%	2
Kroger 127 - The Little Clinic Lakewood-Alameda		2			2
CENTRAL ARKANSAS VETERANS HEALTHCARE SYSTEM - VETERANS AFFAIRS			2	100%	2
BUFFALO CROSSINGS HEALTHCARE AND REHABILITATION CENTER			2	100%	2
CRUC CMCH-COVID-19		2			2
BLACK STALLION WALK IN AND EXERCISE CLINICS LLC		1	1	50%	2
SOUTH BEND MEDICAL FOUNDATION			2	100%	2
GOUVERNEUR HOSPITAL LABORATORY		2			2
TENNESSEE VALLEY HCS			2	100%	2
AZALEA HEALTH AND REHABILITATION		2			2
FAMILY FIRST PEDIATRICS			2	100%	2
EXPRESS CARE WALK-IN CLINIC			2	100%	2
FEDERAL CORRECTIONAL INSTITUTION MARIANNA			2	100%	2
INTEGRATED REGIONAL LABS			2	100%	2
YOUTH AND YOU, INC		2			2
HEALTH FIRST MEDICAL GROUP			2	100%	2
ADVANCE FAMILY PRACTICE LLC□			2	100%	2
STAGES OF LIFE MEDICAL INSTITUTE			2	100%	2
CVS PA1657POCT YORK		1	1	50%	2
Lake Charles Healthcare LLC dba Landmark Lake Charles			2	100%	2
MANATEE MEMORIAL HOSPITAL CLINICAL LABORATORY			2	100%	2
Bon Secours Place		1	1	50%	2
NORTHEAST FLORIDA STATE HOSP-NURSING		2			2
A+ URGENT/PRIMARY CARE			2	100%	2
320 S TRANSIT ST		2			2
UT PATH			2	100%	2
VALLEY BAPTIST MEDICAL CENTER: BROWNSVILLE			2	100%	2
EDGEWATER RETIREMENT MANOR			2	100%	2
HOME ACCESS HEALTH			2	100%	2
BIOMAT USA			2	100%	2
WALGREENS #13605		2			2
RHODE ISLAND DEPARTMENT OF HEALTH LABORATORIES			2	100%	2

COVID-19: testing by laboratory

Data through Feb 16, 2021 verified as of Feb 17, 2021 at 09:25 AM

Data in this report are provisional and subject to change.

The numbers in the table below represent the number of Florida and non-Florida residents for whom test results were received by the Department of Health. A person can be tested by more than one laboratory and can have both positive and negative results. **Therefore, the sum of the numbers in each column will be larger than the total number of people tested.**

Reporting lab	Inconclusive	Negative	Positive	Percent positive	Total
WALKONCLINIC			2	100%	2
LAKE BALDWIN			2	100%	2
MINUTECLINIC MINUTECLINIC #4978		1	1	50%	2
CHI MEMORIAL PRIMARY CARE ASSOCIATES-A		2			2
KIVA AT MOUNT DORA			2	100%	2
Huntington Health Care and Rehabilitation Center		2			2
IN AND OUT URGENT CARE			2	100%	2
CPL LABS			2	100%	2
ADVANCED MEDICAL OF FLORIDA			2	100%	2
INTEAM HEALTH, INC.			2	100%	2
LEGACY ER & URGENT CARE - FRISCO WEST			2	100%	2
SANTA ROSA COUNTY HEALTH DEPARTMENT			2	100%	2
VA CBOC			2	100%	2
MARTIN MEDICAL CENTER INC		1	1	50%	2
FLORIDA MEDICAL CLINIC CARDIOLOGY-ZH			2	100%	2
MOBILE HEALTH LABS LLC			2	100%	2
SHELL POINT HOME HEALTH			2	100%	2
OAKBRIDGE TERRACE AT SAE			2	100%	2
FLORIDA MEDICAL CLINIC RADIOLOGY DALE MABRY		2			2
Kroger 096 - The Little Clinic Orchard and Holly		2			2
LACORP		1	1	50%	2
POMONA VALLEY COMMUNITY HOSPITAL			2	100%	2
STUART SURGERY CENTER, LLC			2	100%	2
SOUTHERN TENNESSEE MEDICAL CENTER			2	100%	2
MINUTECLINIC DIAGNOSTIC OF PA LLC		2			2
MINUTECLINIC DIAGNOSTIC PA #7110		2			2
CLEVELAND CLINIC IMAGING			2	100%	2
MERCY HOSPITAL			2	100%	2
MINUTECLINIC DIAGNOSTIC MED GRP OF ORA		1	1	50%	2
TEXAS HEALTH CARE			2	100%	2
CHEROKEE COUNTY HEALTH AND REHAB CENTER		2			2
HAWAII DEPARTMENT OF HEALTH			2	100%	2
HOPE HEALTH CARE, LLC		2			2
MINUTECLINIC DIAG OF IND LLC #1138		1	1	50%	2
LIFESPRING COMMUNITY HEALTH		2			2
AGILE URGENT CARE			2	100%	2
CENTRAL FLORIDA FAMILY HEALTH CENTER		2			2
SOUTH TAMPA AFTER HOURS CLINIC			2	100%	2
IVY ROSEN MD PLLC		2			2
COOK HOSPITAL AND CARE CENTER		1	1	50%	2
RAPID URGENT CARE - ALBANY			2	100%	2
CVS NC3803POCT MOORESVILLE		2			2
University Plaza Rehabilitation and Nursing			2	100%	2
POMERENE HOSPITAL			2	100%	2
VAULT HEALTH			2	100%	2
BROOKDALE ALTAMONTE SPRINGS			2	100%	2
CHARLOTTE COUNTY HEALTH DEPARTMENT			2	100%	2

COVID-19: testing by laboratory

Data through Feb 16, 2021 verified as of Feb 17, 2021 at 09:25 AM

Data in this report are provisional and subject to change.

The numbers in the table below represent the number of Florida and non-Florida residents for whom test results were received by the Department of Health. A person can be tested by more than one laboratory and can have both positive and negative results. **Therefore, the sum of the numbers in each column will be larger than the total number of people tested.**

Reporting lab	Inconclusive	Negative	Positive	Percent positive	Total
PALOS COMMUNITY HOSPITAL LABORATORY			2	100%	2
MISSION HOSPITAL REGIONAL MEDICAL CENTER			2	100%	2
PARKRIDGE MEDICAL CENTER			2	100%	2
HEALTH PARTNERS REGIONAL HOSPITAL			2	100%	2
TALLAHASSEE MEMORIAL HEALTHCARE FAMILY MED RESIDENCY			2	100%	2
MINUTECLINIC, DIAGNOSTIC OF TEXAS, LLC		2			2
WISCONSIN STATE LABORATORY OF HYGIENE		1	1	50%	2
VOLUNTEERS OF AMERICA OF FLORIDA			2	100%	2
CVS MD1881POCT DUNKIRK		2			2
FLORIDA CLINICAL LABORATORY INC			2	100%	2
ATHENA CARE RESOURCES LLC		2			2
HEALTH EXPRESS URGENT CARE			2	100%	2
TRICORE REFERENCE LABORATORY		1	1	50%	2
MEDICAL CENTER LABORATORY			2	100%	2
NORTH MANATEE HEALTH CARE CENTER			2	100%	2
SUNSHINE STATE DIALYSIS			2	100%	2
NORTH COUNTRY FAMILY HEALTH CENTER INC		2			2
LEESBURG REGIONAL MEDICAL CENTER URGENT CARE			2	100%	2
CVS MINUTE CLINIC DIAGNOSTIC OF TN #3293		2			2
Kroger 752 - The Little Clinic Central Station		2			2
MINUTECLINIC DIAGNOSTICS OF IND LLC		1	1	50%	2
CVS MO4850POCT SPRINGFIELD		2			2
ACCESS MEDICAL GROUP OF FLORIDA CITY			2	100%	2
BAYLOR SCOTT & WHITE COMPREHENSIVE WOUND			2	100%	2
WILSON MEMORIAL HOSPITAL			2	100%	2
EASTLAKE MEDICAL CENTER		2			2
LEE MEMORIAL HOSPITAL BLOOD GAS LAB			2	100%	2
CVS MD4371POCT OCEAN CITY		2			2
CVS TX4397POCT CYPRESS		2			2
MOBILE COUNTY HEALTH DEPARTMENT		1	1	50%	2
INA		1	1	50%	2
MID AMERICA CLINICAL LABS			2	100%	2
VANAYER HEALTHCARE AND REHAB CENTER		2			2
NAVAL BRANCH MEDICAL CLINIC			2	100%	2
CLEARWATER PAIN MANAGEMENT ASSOCIATES			2	100%	2
PANCARE HEALTH - FRANKLIN CO			2	100%	2
CVS IN6713POCT BLOOMINGTON		2			2
UNIVERSITY OF MIAMI SCCC RESEARCH LABORATORY			2	100%	2
NIAGARA APOTHECARY INC		2			2
MEDEXPRESS - WILMINGTON KIRKWOOD HIGHWAY		2			2
Manorcare Health Services West Reading North		2			2
Good Samaritan Society-Blackduck		1	1	50%	2
MID-FLORIDA PATHOLOGY LLC - MOBILE UNIT # 3			2	100%	2
PINARD HOME HEALTH SERVICES INC			2	100%	2
SMITH NORTHVIEW HOSPITAL LAB			2	100%	2
VIRGINIA DEPT OF HEALTH OFFICE OF EPIDEMIOLOGY			2	100%	2
RIVERSIDE METHODIST HOSPITAL LAB			2	100%	2

COVID-19: testing by laboratory

Data through Feb 16, 2021 verified as of Feb 17, 2021 at 09:25 AM

Data in this report are provisional and subject to change.

The numbers in the table below represent the number of Florida and non-Florida residents for whom test results were received by the Department of Health. A person can be tested by more than one laboratory and can have both positive and negative results. **Therefore, the sum of the numbers in each column will be larger than the total number of people tested.**

Reporting lab	Inconclusive	Negative	Positive	Percent positive	Total
UT AUSTIN UNIVERSITY HEALTH SERVICES			2	100%	2
Workmens Circle Multicare Center		2			2
SYNEOS HEALTH			2	100%	2
Jackson Health Care Facility			2	100%	2
Hartwell Health and Rehabilitation		2			2
Kroger 745 - The Little Clinic Somerset		2			2
Van Wert Manor		2			2
HOUSTON HEALTH DEPARTMENT - BUREAU OF LABORATORY SERVICES			2	100%	2
Kroger 130 - The Little Clinic Colorado Springs		2			2
TEXAS REGIONAL ASTHMA & ALLERGY CENTER			2	100%	2
HANOVER ENDOSCOPY CENTER		2			2
FLORIDA DEPARTMENT OF HEALTH IN LEE COUNTY		1	1	50%	2
ASANTE ROGUE REGIONAL MEDICAL CENTER L		2			2
DEKALB MEDICAL CENTER LABORATORY			2	100%	2
METROHEALTH SYSTEM			2	100%	2
ACCESS LABORATORIES LLC			2	100%	2
INTERNAL MEDICINE & PEDIATRICS WELLNESS CENTER			2	100%	2
UF KANAPAHA LAB BEAKER		2			2
Walgreens #10207		2			2
SPRINGFIELD HOSPITAL LABORATORY			2	100%	2
MAGNOLIA ADULT, LLC			2	100%	2
SIMMONS			2	100%	2
GINKGO-IXLAYER		2			2
MEDEXPRESS URGENT CARE - CEDAR KNOLLS		2			2
U OF MIAMI MILLER SCHOOL OF MEDICINE			2	100%	2
DEPT OF HEALTH			2	100%	2
CVS PA4077POCT BELLE VERNON		2			2
WARE EXPRESS CARE			2	100%	2
BAYSIDE URGENT CARE CENTER INC			2	100%	2
AUGUSTA HEALTH SKILLED CARE			2	100%	2
ORLANDO LUTHERAN TOWERS		1	1	50%	2
PTC LABORATORIES			2	100%	2
BAPTIST HEALTH LEXINGTON			2	100%	2
SENDER RETREAT ADULT DAY CARE CENTERS			2	100%	2
CONEMAUGH MEMORIAL MEDICAL CENTER		2			2
CLINICAL PATHOLOGY LABORATORIES			2	100%	2
John Knox Manor Inc II		1	1	50%	2
CVS TX10140POCT THE WOODLANDS		2			2
PRECISION CLINICAL RESEARCH			2	100%	2
MARCO ISLAND MEDICAL CENTER			2	100%	2
LIFT HEALTH		2			2
HOLY TRINITY PHARMACY LLC		2			2
ST. JOSEPH REGIONAL MEDICAL CENTER			2	100%	2
PHOEBE BERKS HEALTH CARE CENTER		2			2
ELMHURST MEMORIAL HOSPITAL			2	100%	2
Kroger 328 - The Little Clinic Henderson Road		2			2
SOUTHEAST GEORGIA HEALTH SYSTEM, INC D		2			2

COVID-19: testing by laboratory

Data through Feb 16, 2021 verified as of Feb 17, 2021 at 09:25 AM

Data in this report are provisional and subject to change.

The numbers in the table below represent the number of Florida and non-Florida residents for whom test results were received by the Department of Health. A person can be tested by more than one laboratory and can have both positive and negative results. **Therefore, the sum of the numbers in each column will be larger than the total number of people tested.**

Reporting lab	Inconclusive	Negative	Positive	Percent positive	Total
PATIENT FIRST MEDICAL CENTER-CARYTOWN			2	100%	2
Cortland Acres Association		2			2
UNIVERSITY OF MARYLAND MEDICAL CENTER			2	100%	2
INTERMOUNTAIN MEDICAL CENTER			2	100%	2
DOWN HOME MEDICAL			2	100%	2
CARENOW LENEXA			2	100%	2
PROSPECT URGENT CARE			2	100%	2
QUEST DIAGNOSTICS CLINICAL LABORATORIES INC		2			2
CVS PA2582POCT SPRINGFIELD		2			2
WHOLE CHILD PEDIATRICS			2	100%	2
FL DEPT OF HEALTH MARION COUNTY MOBILE HEALTH UNIT			2	100%	2
PALM CITY NURSING AND REHAB CENTER			2	100%	2
CQUENTIA NGS, LLC			2	100%	2
MIDDLEBURG PEDIATRICS			2	100%	2
HOME CARE PHARMACY OF PALM COAST INC		2			2
JUST BELIEVE RECOVERY CENTER			2	100%	2
CVS CA9606POCT TEMECULA		2			2
MEDEXPRESS URGENT CARE - LINCOLN N 26T		2			2
BOSTON MEDICAL CENTER			2	100%	2
SUNCOAST BLOOD BANK			2	100%	2
Sears Coastal Nursing and Rehab		2			2
Kroger 647 - The Little Clinic Newnan Crossings		1	1	50%	2
BIONIC TECHNOLOGIES CORPORATION			2	100%	2
THE FOUNTAIN AT BOCA CIEGA BAY		2			2
MINUTECLINIC, LLC (CLINIC 10928)		2			2
UC CORAL GABLES			2	100%	2
ADVENTHEALTH MEDICAL GROUP INTERNAL MEDICINE AT			2	100%	2
COVANCE			2	100%	2
JRS LABORATORY			2	100%	2
CVS MO5724POCT KANSAS CITY		2			2
87TH MEDICAL GROUP - MCGUIRE AMBULATORY CARE FACILITY		2			2
WISE HEALTH SYSTEM		1	1	50%	2
MC DIAGNOSTIC OF CONNECTICUT, PC #252		1	1	50%	2
GENETIC ASSAYS INC			2	100%	2
MINUTECLINIC DIAGNOSTIC OF NORTH CARO		2			2
MEDEXPRESS URGENT CARE-SELINGSGROVE		2			2
CREATIVE HEALTH CENTER			2	100%	2
GULF COAST MEDICAL CENTER RESPIRATORY CARE			2	100%	2
COOPER CLINIC			2	100%	2
Georgiana Health and Rehabilitation, LLC		2			2
US LABS		2			2
MILFORD REGIONAL HOSPITAL			2	100%	2
WEAKLEY COUNTY REHAB AND NURSING CENTER		2			2
SOUTHERN SURGICAL ARTS		2			2
MEDEXPRESS URGENT CARE - WEXFORD		2			2
CVS IL1170POCT JOLIET		2			2
UWMC MONTLAKE DEPT OF LAB MED			2	100%	2

COVID-19: testing by laboratory

Data through Feb 16, 2021 verified as of Feb 17, 2021 at 09:25 AM

Data in this report are provisional and subject to change.

The numbers in the table below represent the number of Florida and non-Florida residents for whom test results were received by the Department of Health. A person can be tested by more than one laboratory and can have both positive and negative results. **Therefore, the sum of the numbers in each column will be larger than the total number of people tested.**

Reporting lab	Inconclusive	Negative	Positive	Percent positive	Total
FLORIDA COMMUNITY HEALTH CENTERS, INC.			2	100%	2
DELRAY BEACH HEALTH DEPT LAB			2	100%	2
MEMORIAL HERMANN			2	100%	2
ORMOND BEACH URGENT CARE			2	100%	2
FASTCARE LLC			2	100%	2
Robert Cranfield			2	100%	2
ASSOCIATES IN UROGYNECOLOGY MD LLC		2			2
MINUTE CLINIC DIAGNOSTIC OF VIRGINIA, LLC #7543		2			2
LAKE MARY PEDIATRICS			2	100%	2
Walgreens #5984		2			2
PICHARDO CLINIC, THE			2	100%	2
UW HOSPITAL AND CLINICS		1	1	50%	2
SACRED HEART HOSPITAL ON THE EMERALD			2	100%	2
MINUTECLINIC DIAGNOSTIC, PA #10252		2			2
ST JOSEPH'S HOSPITAL INC			2	100%	2
MARTHA A PRICE MD PA		1	1	50%	2
DOCTOR 4 U CLINIC			2	100%	2
CROSSROADS URGENT CARE DBA URGENT TEA		2			2
UNIVERSITY COMMUNITY HEALTH SERVICES		1	1	50%	2
IN & OUT URGENT CARE METAIRIE			2	100%	2
CARE 365			2	100%	2
OSF ST JOSEPH MEDICAL CENTER			2	100%	2
HEARTLAND HOME HEALTH CARE		2			2
Macon Valley Nursing and Rehabilitation Center		2			2
BAYSTATE MEDICAL CENTER		1	1	50%	2
CARE ATC SUN HYDRAULICS TALLAVAST			2	100%	2
MAWD PATHOLOGY GROUP			2	100%	2
CVS AZ9290POCT PHOENIX		2			2
HARBORCHASE OF GAINESVILLE			2	100%	2
AFC PHYSICIANS OF FLORIDA, PA			2	100%	2
Warren Center for Rehabilitation and Nursing		2			2
ANDERSON COUNTY HOSPITAL			2	100%	2
OAKMONT WEST- GREENVILLE SC		2			2
CLEAR LAKE REGIONAL MEDICAL CENTER			2	100%	2
Walgreens #12427		1	1	50%	2
CVS PA2688POCT COLLEGEVILLE		2			2
GRAND VILLA OF DELRAY EAST		2			2
BAYSHORE MEDICAL CENTER			2	100%	2
CVS OH4301POCT NORTHFIELD		2			2
JEFFERSON WASHINGTON TOWNSHIP HOSPITAL		2			2
CVS SC2269POCT COLUMBIA		2			2
TGH Brandon Healthplex Laboratory			2	100%	2
CVS NJ837POCT MARLTON		2			2
CLEVELAND CLINIC FLORIDA LABORATORY			2	100%	2
TMH EC NORTHEAST LABORATORY			2	100%	2
MEDEXPRESS URGENT CARE - BROOKHAVEN		2			2
ESCANDON DIAGNOSTIC CLINIC			2	100%	2

COVID-19: testing by laboratory

Data through Feb 16, 2021 verified as of Feb 17, 2021 at 09:25 AM

Data in this report are provisional and subject to change.

The numbers in the table below represent the number of Florida and non-Florida residents for whom test results were received by the Department of Health. A person can be tested by more than one laboratory and can have both positive and negative results. **Therefore, the sum of the numbers in each column will be larger than the total number of people tested.**

Reporting lab	Inconclusive	Negative	Positive	Percent positive	Total
BAYCARE OUTREACH LAB			2	100%	2
VILLA HEALTH NH LLC			2	100%	2
DAVENPORT PEDIATRICS PA			2	100%	2
MEDEXPRESS URGENT CARE - LINCOLN VILLA		2			2
CVS PA7132POCT THORNDALE		2			2
MINUTECLINIC, LLC #1452		2			2
CVS PA7611POCT ALLISON PARK		2			2
NEMOURS CHILDRENS PRIMARY CARE			2	100%	2
PALM BAY COMMUNITY OUTPATIENT CLINIC		2			2
Manor Care-Kingston Court of York PA, LLC		2			2
MINUTECLINIC DIAGNOSTIC MEDICAL		2			2
AMICUS MEDICAL CENTER LLC			2	100%	2
MEDEXPRESS URGENT CARE- COLUMBIA HEIGH		2			2
RAINY LAKE MEDICAL CENTER			2	100%	2
WILLAMETTE VALLEY TOXICOLOGY LLC		2			2
PEACEHEALTH CENTRAL		2			2
HAMILTON COUNTY HEALTH DEPARTMENT		2			2
MEDEXPRESS URGENT CARE, HERMITAGE		1	1	50%	2
MEMORIAL HEALTH UNIVERSITY MEDICAL CENTER			2	100%	2
WELL HEALTH LABS			2	100%	2
SOUTHSIDE FAMILY MEDICAL		2			2
RRMC CREEKSIDE LAB		2			2
MEDLOGIC, LLC		2			2
MASSACHUSETTS DEPARTMENT OF HEALTH			2	100%	2
NEW YORK STATE DEPARTMENT OF HEALTH		1	1	50%	2
MEMORIAL HERMANN HOSPITAL			2	100%	2
DALLAS VA MEDICAL CENTER - VA NORTH TEXAS HEALTH CARE SYSTEM			2	100%	2
MEDEXPRESS URGENT CARE, LANCASTER WEST		1	1	50%	2
CONCENTRA - ORLANDO SOUTH II		2			2
ManorCare Rehab Center of Marietta		2			2
NEBRASKA MEDICAL CENTER			2	100%	2
MINUTECLINIC DIAGNOSTIC OF OHIO #6192		2			2
ADVANTA ANALYTICAL LABORATORIES			2	100%	2
CROSSROADS			2	100%	2
CVS TX5877POCT PEARLAND		2			2
Kroger 853 - The Little Clinic East Broad Street		2			2
MARQUESA MEDICAL		2			2
CLINICAL CARE ASSOCIATES			2	100%	2
GEISINGER MEDICAL CENTER		2			2
HENDRY/GLADES COUNTY HEALTH DEPARTMENT		2			2
MID-FLORIDA HEMATOLOGY AND ONCOLOGY CENTERS		2			2
SOUTH DAKOTA DEPARTMENT OF HEALTH		2			2
NYU WINTHROP LABORATORY		2			2
NEW BRIDGE MEDICAL CENTER		2			2
ANDREWS INSTITUTE AMBULATORY SURGERY CENTER		1			1
ARLINGTON ADULT RESIDENTIAL FACILITY, INC			1	100%	1
COMMUNITY MEDICAL CARE			1	100%	1

COVID-19: testing by laboratory

Data through Feb 16, 2021 verified as of Feb 17, 2021 at 09:25 AM

Data in this report are provisional and subject to change.

The numbers in the table below represent the number of Florida and non-Florida residents for whom test results were received by the Department of Health. A person can be tested by more than one laboratory and can have both positive and negative results. **Therefore, the sum of the numbers in each column will be larger than the total number of people tested.**

Reporting lab	Inconclusive	Negative	Positive	Percent positive	Total
AMERICAN LAB LLC		1			1
SOUTHERN FAMILY HEALTH			1	100%	1
CVS CA9823POCT SACRAMENTO		1			1
NORDX			1	100%	1
Smg/North Jersey Hematology & Oncology		1			1
NICKLAUS CHILDREN'S DORAL OUTPATIENT CENTER			1	100%	1
CVS NV5942POCT LAS VEGAS		1			1
FIRST CARE OF GAINESVILLE			1	100%	1
FLORIDA STATE UNIVERSITY HEALTH SERVICES			1	100%	1
MARTIN HEALTH PHYSICIAN GROUP			1	100%	1
MERCYONE DES MOINES MEDICAL CENTER			1	100%	1
OHIO VALLEY MANOR NURSING &		1			1
CVS OH2486POCT NILES			1	100%	1
HEALTHPLUS			1	100%	1
MY WELLNESS EXPRESS			1	100%	1
HUDSON REGIONAL HOSPITAL			1	100%	1
Kroger 006 - The Little Clinic Uintah Gardens		1			1
MINUTECLINIC DIAG OF IND, LLC #6250		1			1
Fairview			1	100%	1
OMNI HEALTHCARE URGENT CARE			1	100%	1
OMNI HEALTHCARE INC			1	100%	1
ASANTE THREE RIVERS MEDICAL CENTER LAB		1			1
SARHA DOCTORS CENTER			1	100%	1
ARBOR DIAGNOSTICS, INC		1			1
APS-SUMMIT CARE PHARMACY, LLC DBA OMNICARE		1			1
ALL CHILDRENS PEDIATRIC CLINIC			1	100%	1
Walgreens #3049		1			1
LIFEGUARD AMBULANCE SERVICE LLC - BAY COUNTY			1	100%	1
DUKE UNIVERSITY POINT OF CARE TESTING PROGRAM			1	100%	1
HOSPICE OF MARION COUNTY INC			1	100%	1
NEW ERA HEALTH CENTER INC		1			1
CVS CT288POCT BRISTOL		1			1
VELOCITY URGENT CARE - REDMILL			1	100%	1
Bolingreen Health and Rehabilitation		1			1
MEMORIAL HERMANN SOUTHWEST HOSPITAL			1	100%	1
CENTRAL TX URGENT CARE			1	100%	1
JFK INTERNAL MEDICINE FACULTY PRACTICE			1	100%	1
WEST FLORIDA HOSPITAL LABORATORY			1	100%	1
EXPRESS CARE OF OCALA			1	100%	1
Harbert Hills Academy Nursing Home		1			1
Kroger 672 - The Little Clinic Bill Kennedy & Glenwood		1			1
NORTH COUNTY MEDICAL LAB			1	100%	1
C A R E S		1			1
CVS MINUTE CLINIC #5836		1			1
Kroger 929 - The Little Clinic Corryville		1			1
ORMOND BEACH DIALYSIS			1	100%	1
SCHUYLER HOSPITAL		1			1

COVID-19: testing by laboratory

Data through Feb 16, 2021 verified as of Feb 17, 2021 at 09:25 AM

Data in this report are provisional and subject to change.

The numbers in the table below represent the number of Florida and non-Florida residents for whom test results were received by the Department of Health. A person can be tested by more than one laboratory and can have both positive and negative results. **Therefore, the sum of the numbers in each column will be larger than the total number of people tested.**

Reporting lab	Inconclusive	Negative	Positive	Percent positive	Total
Essex Center for Rehabilitation and Healthcare		1			1
EXPRESS PHARMACY INC		1			1
Crestwood Nursing Center		1			1
MEDEXPRESS URGENT CARE, EDWARDSVILLE		1			1
SPRING VALLEY HOSPITAL MEDICAL CENTER			1	100%	1
Walgreens #10851		1			1
PALM BEACH COUNTY HEALTH DEPT.			1	100%	1
TREEHOUSE PEDIATRICS & FAMILY CARE		1			1
Kroger 673 - The Little Clinic Dallas			1	100%	1
FAMILY PRACTICE ASSOCIATES		1			1
DAVITA DIALYSIS-NORTH			1	100%	1
MEDSTAR URGENT CARE, LLC			1	100%	1
Villa Maria			1	100%	1
CONVENIENT MEDICAL AND HEALTH SERVICES			1	100%	1
RM PHARMACY SERVICES INC		1			1
ENCOMPASS HEALTH HOME HEALTH		1			1
RIVERSIDE REGIONAL MED CENTER			1	100%	1
ISLANDS ASSISTED LIVING FACILITY,THE			1	100%	1
CHP COVID-19 (TX)			1	100%	1
UHEALTH CARDIOLOGY			1	100%	1
Walgreens #9121		1			1
ST JOSEPH'S HOSPITAL NORTH LABORATORY			1	100%	1
UMASS MEMORIAL/MARLBORO HOSPITAL			1	100%	1
TILLAMOOK COUNTY GENERAL HOSPITAL LAB		1			1
ASHLEY PEDICATRICS DAY AND NIGHT CLINIC			1	100%	1
URGENT CARE CENTER OF PORT ORANGE LLC			1	100%	1
AMD			1	100%	1
IVY CREEK HEALTHCARE & WELLNESS CENTRE			1	100%	1
West Bay of Tampa Center			1	100%	1
NEMOURS CHILDREN'S PRIMARY CARE, ST CLOUD			1	100%	1
FLORIDA DEPARTMENT OF HEALTH IN CITRUS COUNTY		1			1
MIAMI VASCULAR SURGERY			1	100%	1
Good Samaritan Society-Atkinson		1			1
INLET CONCIERGE MEDICINE			1	100%	1
OPTUM OF HIALEAH		1			1
KINGWOOD EMERGENCY HOSPITAL			1	100%	1
UMMC MIDTOWN CAMPUS			1	100%	1
FINLAY MEDICAL RESEARCH CORP			1	100%	1
EXCEL URGENT CARE OF NJ, LLC		1			1
FLORIDA EPIDEMIOLOGY PROGRAM			1	100%	1
DE TAR HOSPITAL			1	100%	1
Kroger 350 - The Little Clinic New Cut Road		1			1
LSU MEDICAL CENTER			1	100%	1
HACKENSACK UNIVERSITY MEDICAL CENTER		1			1
St Mary's d'Youville Pavilion		1			1
ADVENTHEALTH MEDICAL GROUP COMMUNITY MEDICINE			1	100%	1
SMITH KLINE			1	100%	1

COVID-19: testing by laboratory

Data through Feb 16, 2021 verified as of Feb 17, 2021 at 09:25 AM

Data in this report are provisional and subject to change.

The numbers in the table below represent the number of Florida and non-Florida residents for whom test results were received by the Department of Health. A person can be tested by more than one laboratory and can have both positive and negative results. **Therefore, the sum of the numbers in each column will be larger than the total number of people tested.**

Reporting lab	Inconclusive	Negative	Positive	Percent positive	Total
BAYFRONT CARDIOVASCULAR ASSOCIATES			1	100%	1
HELIX BIOMEDICS LLC			1	100%	1
MIAMI CHILDRENS HOSPITAL MIDTOWN OUTPATIENT CENTER			1	100%	1
Garden Isle Healthcare and Rehabilitation Center		1			1
ANY LAB TEST NOW JACKSONVILLE		1			1
ATMORE COMMUNITY HOSPITAL			1	100%	1
Walgreens #5914		1			1
Fairhaven Retirement Community		1			1
CLERMONT HEALTH DEPARTMENT			1	100%	1
KNOX COMMUNITY HOSPITAL			1	100%	1
Regency Square			1	100%	1
Waycross Health and Rehabilitation		1			1
CVS IN8669POCT INDIANAPOLIS		1			1
HARDEE COUNTY FIRE RESCUE		1			1
COX HEALTH SOUTH LAB			1	100%	1
CLIFTON-FINE HOSPITAL LABORATORY		1			1
MELBOURNE URGENT CARE			1	100%	1
Masonic Medical Research Institute			1	100%	1
COLONIAL MEDICAL CENTER-EAST ORLANDO			1	100%	1
HEALTH FIRST MEDICAL GROUP LLC			1	100%	1
CVS TX7675POCT RED OAK			1	100%	1
PASCO COUNTY HEALTH DEPARTMENT			1	100%	1
FAMILY MEDICAL CLINIC KENDALL LLC			1	100%	1
BOCA RATON REGIONAL HOSPITAL		1			1
HIDALGO FAMILY CLINIC			1	100%	1
WRIGHT PATTERSON AFB MEDICAL CENTER			1	100%	1
NORTH SHORE HEMATOLOGY-ONCOLOGY ASSOCIATES		1			1
FLORIDA DIGESTIVE AND LIVER SPECIALISTS			1	100%	1
SMITH			1	100%	1
PALM WEST INTERNIST PA			1	100%	1
ACCURATE HEALTH SERVICES CORP			1	100%	1
AVALON MEDICAL GROUP			1	100%	1
HAWTHORNE HEALTH AND REHABILITATION			1	100%	1
HELEN HAYES HOSPITAL LABORATORY		1			1
CORNERSTONE OF RECOVERY INC		1			1
MEDEXPRESS URGENT CARE - WAYNESBURG		1			1
CFHC - FROSTPROOF			1	100%	1
FORT LOUDOUN PRIMARY CARE		1			1
DR PHILLIPS CENTER FOR WELLNESS		1			1
MORNINGSIDE NURSING AND REHABILITATION		1			1
WOMENS CARE FLORIDA LLC			1	100%	1
APOLLOMDX LLC			1	100%	1
FLORIDA KEYS CONCIERGE MEDICINE, LLC		1			1
CONSULATE HEALTH CARE OF VERO BEACH			1	100%	1
MICROBIOLOGY DEPARTMENT			1	100%	1
INDIANA STATE DEPARTMENT OF HEALTH CLINIC MICROBIOLOGY		1			1
GOOD PEDIATRICS			1	100%	1

COVID-19: testing by laboratory

Data through Feb 16, 2021 verified as of Feb 17, 2021 at 09:25 AM

Data in this report are provisional and subject to change.

The numbers in the table below represent the number of Florida and non-Florida residents for whom test results were received by the Department of Health. A person can be tested by more than one laboratory and can have both positive and negative results. **Therefore, the sum of the numbers in each column will be larger than the total number of people tested.**

Reporting lab	Inconclusive	Negative	Positive	Percent positive	Total
BROOKDALE AVONDALE (BU 04360)			1	100%	1
MARINA DEL REY HOSPITAL LAB			1	100%	1
Walgreens #5421		1			1
PCR DIAGNOSTICS			1	100%	1
MEDICAL ASSOCIATES OF THE SHOALS		1			1
MEDIPLUS CLINIC, INC			1	100%	1
JMC TALLAHASSEE, LLC			1	100%	1
CONSOLIDATED			1	100%	1
COLLINS NURSING HOME		1			1
PAUL C SCHWARTZ & MELVIN L WEIDMAN		1			1
SOUTHWEST ORLANDO FAMILY MEDICINE, PL			1	100%	1
UNIVERSITY OF NORTH CAROLINA HOSPITALS			1	100%	1
WALGREENS NO 10512			1	100%	1
SANCHEZ CAZAU MEDICAL GROUP			1	100%	1
CIRRUS DX			1	100%	1
KATHY L ANDERSON DO PA			1	100%	1
LONESTAR 24HRER MANAGEMENT LLC DBA LONESTAR 24HRER			1	100%	1
YUMA REGIONAL MEDICAL CENTER			1	100%	1
CEPERO PEDIATRICS PA			1	100%	1
ALABAMA REFERENCE LAB			1	100%	1
Consulate Health Care of Tallahassee			1	100%	1
ARIZONA STATE LABORATORY			1	100%	1
FLORIDA HEART AND VASCULAR MULTISPECIALTY GROUP PA			1	100%	1
ENCORE AT BOCA RATON, THE			1	100%	1
BREVARD FAMILY WALK IN CLINIC			1	100%	1
BASCOM PALMER-MICRO LAB			1	100%	1
THE HOSPITALS OF PROVIDENCE EMERGENCY ROOM			1	100%	1
CARE ADVANTAGE			1	100%	1
Parkside Manor		1			1
American Fork Care Center dba Heritage Care Center		1			1
Oakview Manor Health and Rehab		1			1
KIOSK MEDICINE KENTUCKY LLC		1			1
BAXTER REGIONAL MEDICAL CENTER			1	100%	1
HAILE MEDICAL GROUP PA		1			1
HARDIN MEMORIAL HOSPITAL - HEARTLAND PATHOLOGY CONSULTANTS			1	100%	1
H/L of WEst Ashley Rhability and Nursing Center		1			1
IDAHO HEALTH DEPARTMENT			1	100%	1
Mountain City Care and Rehabilitation Center		1			1
SOUTHEASTERN HEALTH FACILITES, INC		1			1
Kroger 596 - The Little Clinic Brentwood		1			1
ADVENTHEALTH HOME CARE WATERMAN			1	100%	1
PSL JAX BEACH OPERATIONS LLC			1	100%	1
ST FRANCIS MEDICAL CENTER			1	100%	1
ST ANTHONY COMMUNITY HOSPITAL LAB		1			1
OPTUM PRIMARY CARE			1	100%	1
RIVERTON CBOC			1	100%	1
PINNACLE DIALYSIS		1			1

COVID-19: testing by laboratory

Data through Feb 16, 2021 verified as of Feb 17, 2021 at 09:25 AM

Data in this report are provisional and subject to change.

The numbers in the table below represent the number of Florida and non-Florida residents for whom test results were received by the Department of Health. A person can be tested by more than one laboratory and can have both positive and negative results. **Therefore, the sum of the numbers in each column will be larger than the total number of people tested.**

Reporting lab	Inconclusive	Negative	Positive	Percent positive	Total
WALGREENS #10854		1			1
Arlington Care Center			1	100%	1
NORTHWEST FLORIDA SPECIALTY PHYSICIANS LLC		1			1
MEDEXPRESS URGENT CARE - BENTONVILLE		1			1
ADVENTHEALTH SENIOR CARE AT ORMOND			1	100%	1
ASSOCIATES IN INTERNAL MEDICINE PA			1	100%	1
CVS TX3292POCT WYLIE		1			1
KETTERING MEDICAL CENTER			1	100%	1
AVERA SACRED HEART HOSPITAL			1	100%	1
CVS OH4300POCT STRONGSVILLE		1			1
ROBERTS WESLEYAN COLLEGE HEALTH CENTE		1			1
Crowne Health Care of Mobile		1			1
AVON PARK CLUSTER		1			1
BHA TITUSVILLE CLINIC			1	100%	1
SOMA MEDICAL CENTER PA #3 GREENACRES			1	100%	1
MID-SOUTH URGENT CARE, PLLC			1	100%	1
CULVER CITY URGENT CARE			1	100%	1
LUMICO LIFE INSURANCE COMPANY		1			1
ADDINGTON PLACE EAST LAKE		1			1
ADVANCED LABORATORY SERVICES			1	100%	1
JACKSONVILLE VA OPC			1	100%	1
GOOD SAMARITAN HOSPITAL			1	100%	1
PROVIDENCE PORTLAND MEDICAL CENTER		1			1
SOUTH DADE NURSING & REHABILITATION CENTER□			1	100%	1
LOUIS STOKES CLEVELAND VA MEDICAL CENTER			1	100%	1
Walgreens #10988		1			1
ELATION HEALTH		1			1
Ashland Place Health and Rehabilitation, LLC		1			1
WILMINGTON NURSING AND REHAB			1	100%	1
DEVLAB, LLC			1	100%	1
WARREN GENERAL HOSPITAL			1	100%	1
CHATSWORTH ASSISTED LIVING COMMUNITY AT PGA NATIONAL			1	100%	1
HSRE-ASL CASSELBERRY TRS, LLC			1	100%	1
Caldwell Care		1			1
Kroger - KR003400316			1	100%	1
SUN CITY DIAGNOSTIC CENTER			1	100%	1
UNIVERSITY OF MARYLAND PATHOLOGY ASSOCIATES			1	100%	1
ALL CARE URGENT CARE			1	100%	1
Jersey City Medical Center		1			1
CLINTON DRUG STORE		1			1
WESTOX LABS		1			1
LAKE MARY DIALYSIS			1	100%	1
CVS NV9586POCT RENO		1			1
CVS OH6164POCT DELAWARE		1			1
VERITAS GENETICS, INC.			1	100%	1
DOCTORS HOSPITAL OF LAREDO			1	100%	1
CVS PA1193POCT JENKINTOWN		1			1

COVID-19: testing by laboratory

Data through Feb 16, 2021 verified as of Feb 17, 2021 at 09:25 AM

Data in this report are provisional and subject to change.

The numbers in the table below represent the number of Florida and non-Florida residents for whom test results were received by the Department of Health. A person can be tested by more than one laboratory and can have both positive and negative results. **Therefore, the sum of the numbers in each column will be larger than the total number of people tested.**

Reporting lab	Inconclusive	Negative	Positive	Percent positive	Total
BRADENTON DIALYSIS			1	100%	1
QUALITY LAB			1	100%	1
MINUTECLINIC DIAGNOSTIC, PA		1			1
MARYWOOD HEIGHTS		1			1
Brio of Johnston		1			1
LABORATORIO MEDICO CENTRAL CONDOMINO MD			1	100%	1
ADVANCED MEDICAL LABORATORIES (AML)			1	100%	1
HIGHLAND LABORATORY			1	100%	1
POUDRE VALLEY HOSPITAL			1	100%	1
BIOLOGICAL AND CHEMICAL EMERGENCIES LABORATORY			1	100%	1
MANCHESTER COMMONS		1			1
HANCOCK REGIONAL HOSPITAL		1			1
MIDDLETON PEDIATRICS			1	100%	1
SHERIDAN AT HOBE SOUND, THE			1	100%	1
APPLECARE URGENT CARE KINGSLAND			1	100%	1
SHAW MEDICAL GROUP LLC			1	100%	1
SKY LAKES MEDICAL CENTER		1			1
MEDICAL EXAMINERS OFFICE, LEESBURG			1	100%	1
HOUSTON MEDICAL CENTER			1	100%	1
LEHIGH REGIONAL WOUND CENTER			1	100%	1
CLINICAL CARE, INC			1	100%	1
ADVENTHEALTH IMAGING LAKE NONA			1	100%	1
ST. LUKE'S HOSPITAL			1	100%	1
PUBLIC HEALTH LABORATORIES			1	100%	1
Kroger 588 - The Little Clinic Thompsons Station		1			1
BAPTIST ASI			1	100%	1
MARLBORO URGENT CARE		1			1
DEVITA		1			1
Kroger 539 - The Little Clinic Memorial Blvd.		1			1
MEA PRIMARY CARE PLUS BYRAM			1	100%	1
NORTH BREVARD CHILDRENS MEDICAL CENTER			1	100%	1
WELLINGTON WEST 100176			1	100%	1
ANDREWS			1	100%	1
EXACCARE KINGSTON, LLC			1	100%	1
CLINICAL LABORATORY DEPARTMENT			1	100%	1
MINUTECLINIC DIAGNOSTIC OF KANSAS, PC		1			1
SYNAPSE ANALYTICAL LABS		1			1
ATHENS MEDICAL CENTER			1	100%	1
PROGRESSIVE MEDICAL LAB LLC			1	100%	1
ALL PRO ORTHOPEDICS & SPORTS MEDICINE, PA			1	100%	1
MEDEXPRESS URGENT CARE - TOPEKA, SW WANAMAKER RD		1			1
ADVENTHEALTH DURAND			1	100%	1
ESOTERIC LAB			1	100%	1
MINUTE CLINIC LLC #1909		1			1
SPECTRUM LUDINGTON			1	100%	1
Kroger - KR001100688			1	100%	1
SHANNON MEDICAL CENTER			1	100%	1

COVID-19: testing by laboratory

Data through Feb 16, 2021 verified as of Feb 17, 2021 at 09:25 AM

Data in this report are provisional and subject to change.

The numbers in the table below represent the number of Florida and non-Florida residents for whom test results were received by the Department of Health. A person can be tested by more than one laboratory and can have both positive and negative results. **Therefore, the sum of the numbers in each column will be larger than the total number of people tested.**

Reporting lab	Inconclusive	Negative	Positive	Percent positive	Total
HOLMES FAMILY PRACTICE PA			1	100%	1
GSM OCED Subsection			1	100%	1
BRISTOL REGINAL MEDICAL CENTER			1	100%	1
US LABORATORIES			1	100%	1
DELAWARE DEPARTMENT OF HEATH			1	100%	1
Raleigh Center (WV)			1	100%	1
PALM COAST DIALYSIS		1			1
SILVER SPRINGS SHORES DIALYSIS			1	100%	1
LAKE VIEW COURT		1			1
CVS OH4359POCT HUDSON		1			1
BLOSSOMS ASSISTED LIVING 1 LLC			1	100%	1
OMNICARE PHARMACY OF TEXAS 1, LP		1			1
CHRISTUS SPOHN HOSPITAL			1	100%	1
TMH PHYSICIAN PARTNERS WAKULLA			1	100%	1
FAMILY MEDICAL CENTERS			1	100%	1
Buena Vista Care Center		1			1
VANDERBILT UNIVERSITY MEDICAL CENTER			1	100%	1
CITRUS DERMATOLOGY			1	100%	1
SOPHIA MEDICAL ASSOCIATES, PC			1	100%	1
FLORIDA HOSPITAL TRANSPLANT CENTER		1			1
Kroger 407 - The Little Clinic Lexington		1			1
Eagle Health and Rehabilitation		1			1
NORTH CAROLINA STATE LABORATORY OF PUBLIC HEALTH, SPECTRUM LAB NETWORK			1	100%	1
Cornerstone at the Ranch		1			1
FREDERICK AVENUE GROUP HOME		1			1
PEDIATRIC ASSOCIATES - JACKSONVILLE			1	100%	1
SHANDS JACKSONVILLE CLINICAL CENTER			1	100%	1
LADY OF THE SEA HOSPITAL LAB			1	100%	1
RIDGEFIELD PEDIATRIC ASSOCIATES		1			1
PRIME CARE FAMILY MEDICINE			1	100%	1
Cerenity Senior Care-White Bear Lake		1			1
HEALTH NETWORK			1	100%	1
SARASOTA MEMORIAL HOSPITAL		1			1
15 TO KNOW			1	100%	1
ARNOLD PALMER HOSPITAL LAB POCT		1			1
THOMAS HOSPITAL			1	100%	1
SPRINGFIELD HOSPITAL			1	100%	1
Henry County Health and Rehabilitation		1			1
WEST VIRGINIA LABORATORIES			1	100%	1
Harris Hill Nursing Facility		1			1
MEDEXPRESS URGENT CARE - LINCOLN		1			1
ADVENTHEALTH MEDICAL GROUP ADULT AND SENIOR HEALTH			1	100%	1
MEDICAL ASSOCIATES OF BREVARD DR S VYAS			1	100%	1
LABORATORY COPRORATION OF AMERICA			1	100%	1
KEY WEST BRANCH MEDICAL CLINIC			1	100%	1
EAST END PEDIATRICS		1			1
HEALTH GUAGE			1	100%	1

COVID-19: testing by laboratory

Data through Feb 16, 2021 verified as of Feb 17, 2021 at 09:25 AM

Data in this report are provisional and subject to change.

The numbers in the table below represent the number of Florida and non-Florida residents for whom test results were received by the Department of Health. A person can be tested by more than one laboratory and can have both positive and negative results. **Therefore, the sum of the numbers in each column will be larger than the total number of people tested.**

Reporting lab	Inconclusive	Negative	Positive	Percent positive	Total
MEDEX CLINIC LLC			1	100%	1
CITRUS HEALTH NETWORK INC			1	100%	1
MRMC LAB MICRO			1	100%	1
CHIPOLA QUICK CARE			1	100%	1
HAPPY KIDZ PEDIATRICS PL			1	100%	1
VAULT MEDICAL SERVICES			1	100%	1
HIGHLANDS CLINICAL LABORATORY			1	100%	1
PREMIER PEDIATRICS LLC			1	100%	1
MEDEXPRESS URGENT CARE - LEOMINSTER		1			1
PALM BEACH COUNTY SHERIFF OFFICE			1	100%	1
PHOEBE PRIMARY CARE CAMILLA			1	100%	1
CMC MERCY LABORATORY			1	100%	1
LANGLADE			1	100%	1
LAB TEST KENDALL LLC		1			1
Kroger 126 - The Little Clinic Cottonwood		1			1
Smg At Bridgewater Family Medicine		1			1
PEDIATRIC PARTNERS ZEPHYRHILLS			1	100%	1
NORTH WEST FLORIDA DIAGNOSTIC ENOCRINOLOGY CLINIC			1	100%	1
VIVIAN SIMMONS FAMILY PRACTICE			1	100%	1
VENETIAN GARDENS		1			1
TREASURE COAST MEDICAL CONCIERGE LLC			1	100%	1
MID FLORIDA DERMATOLOGY ASSOCIATES PA			1	100%	1
PROGRESSIVE URGENT CARE, PC			1	100%	1
GALVESTON COUNTY HEALTH DISTRICT			1	100%	1
SPORTS MEDICINE CLINIC - U OF WYOMING			1	100%	1
ST. MICHAEL'S ELITE HOSPITAL			1	100%	1
RIDGE OPTUM FLORIDA			1	100%	1
MEDEXPRESS URGENT CARE-BRENTWOOD		1			1
Summit Medical Group Morristown Oncology		1			1
Good Samaritan Society - Albion		1			1
MULTICARE PHYSICIANS			1	100%	1
YOUTH HEALTH CENTER OF HUNTINGTON		1			1
PARK AVENUE DERMATOLOGY NORTH			1	100%	1
ROSLYN INTERNAL MEDICINE		1			1
Life Care Center of Paradise Valley		1			1
MEMORIAL HOSPITAL WEST			1	100%	1
MEDICAL ASSOCIATES OF CARTER		1			1
Hearthstone Nursing and Rehabilitation Center		1			1
NORTHEAST GEORGIA HEALTH SYSTEM			1	100%	1
Heritage of Red Cloud		1			1
Dugan Memorial Home		1			1
MIAMI-DADE COUNTY HEALTH DEPT.		1			1
CVS PA371POCT PHILADELPHIA		1			1
NORTH OKALOOSA CLINIC CORP		1			1
CLEVELAND CLINIC FLORIDA WAIVED			1	100%	1
ABSOLUTE CAREGIVERS HOME HEALTH AGENCY INC			1	100%	1
BAPTIST HEALTH MEDICAL PLAZA			1	100%	1

COVID-19: testing by laboratory

Data through Feb 16, 2021 verified as of Feb 17, 2021 at 09:25 AM

Data in this report are provisional and subject to change.

The numbers in the table below represent the number of Florida and non-Florida residents for whom test results were received by the Department of Health. A person can be tested by more than one laboratory and can have both positive and negative results. **Therefore, the sum of the numbers in each column will be larger than the total number of people tested.**

Reporting lab	Inconclusive	Negative	Positive	Percent positive	Total
LONGWOOD FAMILY MEDICINE			1	100%	1
Walgreens #9890		1			1
MAINE HEALTH AND ENVIRONMENTAL TESTING LABORATORY			1	100%	1
PENNY PEDIATRICS		1			1
INDIGO PALMS			1	100%	1
USCG AIR STATION CLEARWATER CLINIC			1	100%	1
WALGREENS # 12338		1			1
BREVARD COUNTY JAIL			1	100%	1
NEW YORK STATE DEPARTMENT OF HEALTH			1	100%	1
VITAL CARE			1	100%	1
CELEBRATION FAMILY PHYSICIANS LLC			1	100%	1
SELECT SPECIALTY HOSPITAL - ORLANDO SOUTH			1	100%	1
CVS AZ10150POCT PHOENIX		1			1
Glenburn Home		1			1
UNIVERSITY PLACE NURSING CENTER		1			1
Orchid Cove at Naples			1	100%	1
KEY BISCAYNE PEDIATRIC ASSOCIATES INC			1	100%	1
Wedgewood Manor		1			1
ONslow COUNTY HEALTH DEPARTMENT			1	100%	1
INNOVATIVE HEALTH DIAGNOSTIC OF CALIFORNIA			1	100%	1
Freedom Pointe at The Villages			1	100%	1
REHABILITATION CENTER OF SOUTH GEORGIA		1			1
CARENOW URGENT CARE-HENDERSONVILLE		1			1
CYPRESS CREEK DIALYSIS CTR			1	100%	1
CVS TX8351POCT BEAUMONT		1			1
AFC URGENT CARE CLEVELAND			1	100%	1
HOWELL BRANCH COURT			1	100%	1
TWIN			1	100%	1
SUTTER GOULD MEDICAL FOUNDATION			1	100%	1
PREVENTIVE CARDIOLOGY AND INTERNAL MEDICINE ASSOCI			1	100%	1
WALGREENS #06025		1			1
HELIX URGENT CARE			1	100%	1
BIODORON LABORATORIES			1	100%	1
BAYLOR SCOTT & WHITE ALL SAINTS MEDICAL CENTER FT			1	100%	1
HARTFORD HEALTH CARE & REHABILITATION			1	100%	1
COSTCO PHARMACY #1023			1	100%	1
WELLCARE URGENT CARE			1	100%	1
VETERANS AFFAIRS MEDICAL CENTER - EAST ORANGE			1	100%	1
NHC HealthCare Anniston		1			1
CAH ACQUISITION COMPANY 11 LLC			1	100%	1
KIDSVILLE PEDIATRICS III PA			1	100%	1
CLARKSVILLE MANOR INC		1			1
FLORIDA DEPARTMENT OF HEALTH PALM BEACH COUNTY			1	100%	1
INHEALTH LIFE SCIENCES LLC			1	100%	1
PLEASANT RIDGE MANOR WEST		1			1
TAYLOR COUNTY HEALTH DEPARTMENT			1	100%	1
EDWARD HOSPITAL			1	100%	1

COVID-19: testing by laboratory

Data through Feb 16, 2021 verified as of Feb 17, 2021 at 09:25 AM

Data in this report are provisional and subject to change.

The numbers in the table below represent the number of Florida and non-Florida residents for whom test results were received by the Department of Health. A person can be tested by more than one laboratory and can have both positive and negative results. **Therefore, the sum of the numbers in each column will be larger than the total number of people tested.**

Reporting lab	Inconclusive	Negative	Positive	Percent positive	Total
WALKIN MEDICAL URGENT CARE,NEW CITY			1	100%	1
NEW ULM MEDICAL CENTER			1	100%	1
GENESIS HOME HEALTH CARE SERVICES OF			1	100%	1
EXPRESS LAB LIVINGSTON			1	100%	1
METHODISM MIDLOTHIAN MEDICAL CENTER			1	100%	1
FIT4LIFE MEDICAL CENTER			1	100%	1
CHATEAU MADELEINE - SENIOR LIVING & MEMORY CARE			1	100%	1
PINELLAS POINT NURSING AND REHAB CENTER			1	100%	1
Garden Villa Bedford		1			1
OAKMONT EAST- GREENVILLE SC, LLC		1			1
TITUSVILLE TOWERS ASSISTED LIVING		1			1
MEDEXPRESS URGENT CARE - DANVILLE		1			1
EASTMAN HEALTHCARE & REHAB		1			1
CROSSROADS URGENT CARE PLLC		1			1
PROGRESSIVE MEDICAL RESEARCH			1	100%	1
CVS PA1074POCT KENNETT SQUARE		1			1
SAINT ALPHONSUS REGIONAL MEDICAL CENTER			1	100%	1
Bayou Vista Community Care Center			1	100%	1
TEMPUS_LABS			1	100%	1
MAHONEY PEDIATRICS PA			1	100%	1
JPS HEALTH CENTER AT TRUE WORTH PLACE			1	100%	1
Cooperstown Center for Nursing and Rehabillitation		1			1
CVS NE8616POCT LINCOLN		1			1
GENESIS MICROBIOLOGY LAB		1			1
CVS NC3853POCT BURLINGTON		1			1
WINCHESTER HOSPITAL			1	100%	1
FAU MEMORY & WELLNESS CENTER			1	100%	1
WELLPATH			1	100%	1
NANCY M WORTHINGTON MD PA			1	100%	1
ATLANTIS VISION CENTER			1	100%	1
DAYTONA BEACH CENTRA CARE			1	100%	1
MEDERI CARETENDERS VS OF SE FL LLC DBA			1	100%	1
SISTERS MISSION			1	100%	1
JOHN D. ARCHBOLD MEMORIAL HOSPITAL			1	100%	1
ADVENTHEALTH MEDICAL GROUP UROLOGY AT EAST ORLANDO		1			1
SAINT JOSEPHS HOSPITAL OF ATLANTA			1	100%	1
San Antonio Residence and Rehabilitation Center		1			1
PUBLIX PHARMACY #0332		1			1
OUCH URGENT CARE			1	100%	1
ANTHONY-BROWN PHARMACY		1			1
CVS RI326POCT NORTH SMITHFIELD		1			1
MEMORIAL SATILLA HEALTH			1	100%	1
JUPITER MEDICAL CENTER INC			1	100%	1
MED TECH CLINICAL LABORATORY		1			1
SV MOBILE HEALTH			1	100%	1
EPIC CARE PHARMACY		1			1
Mary Anna Nursing Home		1			1

COVID-19: testing by laboratory

Data through Feb 16, 2021 verified as of Feb 17, 2021 at 09:25 AM

Data in this report are provisional and subject to change.

The numbers in the table below represent the number of Florida and non-Florida residents for whom test results were received by the Department of Health. A person can be tested by more than one laboratory and can have both positive and negative results. **Therefore, the sum of the numbers in each column will be larger than the total number of people tested.**

Reporting lab	Inconclusive	Negative	Positive	Percent positive	Total
JOHN PETER SMITH HOSPITAL- OB TRIAGE			1	100%	1
YOUR KIDS URGENT CARE			1	100%	1
LARKIN COMMUNITY HOSPITAL PALM SPRINGS CAMPUS			1	100%	1
ATRIA TAMARAC			1	100%	1
Gulf Coast health and Rehabilitation, LLC		1			1
BERKSHIRE MEDICAL CENTER			1	100%	1
ST MARY'S OF SAGINAW		1			1
Ash Flat Healthcare and Rehabilitation Center			1	100%	1
PASTEUR MEDICAL CENTER LLC		1			1
MERCY – NORTH IOWA			1	100%	1
REGIONAL MED CTR BAYONET POINT			1	100%	1
Kroger 618 - The Little Clinic Trail Creek Village		1			1
Aspire Physical Recovery Center at Cahaba River		1			1
INNOVATIVE CARE II LLC			1	100%	1
UNITED HEALTHCARE			1	100%	1
GREATER TAMPA AT HOME			1	100%	1
CALIFORNIA PUBLIC HEALTH LABORATORY			1	100%	1
Sevierville Health and Rehabilitation		1			1
BAYFRONT HEAL WOUND CARE AND HYPERBARIC CENTER			1	100%	1
PEACHEALTH LABORATORIES		1			1
BRUSHY CREEK FAMILY HOSPITAL			1	100%	1
ASHLEY PEDIATRICS DAY & NIGHT CLINIC			1	100%	1
ORMC-ARDEN/EOI			1	100%	1
WESTEX URGENT CARE, PLLC			1	100%	1
MERCY HOME		1			1
BEST CARE COMMUNITY AND FAMILY HEALTH CENTER INC			1	100%	1
MID-FLORIDA CANCER CENTERS		1			1
MEDEXPRESS URGENT CARE - PATRICK STREE			1	100%	1
ELLIS HOSPITAL URGENT CARE CENTER LAB		1			1
MEMORIAL HOSPITAL OF TAMPA			1	100%	1
VIRGINIA UROLOGY		1			1
TRIPLE O RESEARCH INSTITUTE PA			1	100%	1
CLEVELAND CLINIC OUTPATIENT LABORATORY			1	100%	1
THYROID SPECIALTY LABORATORY			1	100%	1
Miller Health Care Center			1	100%	1
SHP WESTCHESTER LLC		1			1
BETHESDA HOSPITAL			1	100%	1
ALTA BATES SUMMIT MEDICAL CENTER CLINICAL LAB			1	100%	1
JACK M MATHENY II MD			1	100%	1
RESTORE MEDICAL PARTNERS PLLC			1	100%	1
ST. LUKES HOSPITAL			1	100%	1
CVS MA1006POCT BROCKTON		1			1
LEGACY ER AND URGENT CARE			1	100%	1
PALM BEACH DIGESTIVE ASSOCIATES			1	100%	1
HAVASU REGIONAL MEDICAL CENTER			1	100%	1
MEDICAL CLINIC OF HOUSTON			1	100%	1
Fulton County Medical Center Long Term Care			1	100%	1

COVID-19: testing by laboratory

Data through Feb 16, 2021 verified as of Feb 17, 2021 at 09:25 AM

Data in this report are provisional and subject to change.

The numbers in the table below represent the number of Florida and non-Florida residents for whom test results were received by the Department of Health. A person can be tested by more than one laboratory and can have both positive and negative results. **Therefore, the sum of the numbers in each column will be larger than the total number of people tested.**

Reporting lab	Inconclusive	Negative	Positive	Percent positive	Total
MEDEXPRESS URGENT CARE - RUSSELLVILLE, W MAIN ST		1			1
MEDEXPRESS URGENT CARE - CONWAY		1			1
Alden North Shore			1	100%	1
ROCKLEDGE HEALTH & REHABILITATION CENTER			1	100%	1
MED CHOICE CENTER OF NORTH MIAMI			1	100%	1
AUTUMN HOUSE			1	100%	1
STANLY REGIONAL MEDICAL CENTER			1	100%	1
CLINICAL MICROBIOLOGY LAB FAIRVIEW UNIVERSITY HOSPITAL			1	100%	1
ROSE MEDICAL CENTER LAB			1	100%	1
ENT AND ALLERGY ASSOCIATES OF FLORIDA, LLC			1	100%	1
MINUTE CLINIC DIAGNOSTIC MED GRP OF CA		1			1
SILVERMAN			1	100%	1
WESTON COUNTY HEALTH SERVICES			1	100%	1
NEMOURS CHILDREN'S PRIMARY CARE			1	100%	1
PASTEUR MEDICAL HIALEAH GARDEN LLC			1	100%	1
SPARTA HEALTH & REHAB		1			1
YOUR HEALTH PEDIATRICS INC			1	100%	1
ALLEGHENY GENERAL HOSPITAL			1	100%	1
ADVANCE HEALTH AND WELLNESS SOLUTIONS			1	100%	1
Accordius Health at Harrisonburg		1			1
TMH PHYSICIAN PARTNERS QUINCY			1	100%	1
SMA BEHAVIORAL HEALTH SERVICES INC		1			1
GREYSTONE HOME HEALTH OF GREATER ORLANDO LLC		1			1
TRINITY DIALYSIS			1	100%	1
MEDAC AT PORTERS NECK			1	100%	1
CARSON NURSING AND REHABILITATION CENTER		1			1
HEALTH ALLIANCE			1	100%	1
CVS TX8322POCT AUSTIN		1			1
GAMMA HEALTHCARE, INC		1			1
PHYSICIAN ASSOCIATES, LLC			1	100%	1
Vista Park			1	100%	1
PROFESSIONAL DIALYSIS CENTER			1	100%	1
Kroger 909 - The Little Clinic Hamilton			1	100%	1
HOCHBERG LOWER SCHOOL		1			1
COASTAL PEDIATRICS LLC			1	100%	1
PHYSICIANS URGENT CARE			1	100%	1
MID-FLORIDA PATHOLOGY LLC		1			1
BALLAD HEALTH MEDICAL ASSOCIATES URGENT CARE			1	100%	1
MINUTECLINIC DIAGNOSTIC OF NEW MEXICO LLC #7552		1			1
HEALTH PLUS SUNRISE MEDICAL OFFICE			1	100%	1
MEDCARE QUALITY MEDICAL CENTER LLC			1	100%	1
LAKE VISTA DIALYSIS			1	100%	1
PALMETTO CHARTER SCHOOL		1			1
NYU LANGONE HUNTINGTON MEDICAL GROUP		1			1
PANCARE HEALTH - BRUCE			1	100%	1
Accordius Health at Gastonia			1	100%	1
Piqua Manor		1			1

COVID-19: testing by laboratory

Data through Feb 16, 2021 verified as of Feb 17, 2021 at 09:25 AM

Data in this report are provisional and subject to change.

The numbers in the table below represent the number of Florida and non-Florida residents for whom test results were received by the Department of Health. A person can be tested by more than one laboratory and can have both positive and negative results. **Therefore, the sum of the numbers in each column will be larger than the total number of people tested.**

Reporting lab	Inconclusive	Negative	Positive	Percent positive	Total
NEMOURS CHILDREN'S PRIMARY CARE			1	100%	1
GULF COUNTY HEALTH DEPARTMENT			1	100%	1
DORAL KIDNEY CENTER			1	100%	1
MYCLINIC, INC			1	100%	1
Kroger 101 - The Little Clinic Hill Top		1			1
NULEASE MEDICAL SOLUTIONS			1	100%	1
CHI ST. LUKE'S HEALTH BCM MEDICAL CENTER			1	100%	1
NORTHSIDE FAMILY MEDICINE AND URGENT CARE (CUMMING)		1			1
HIGH DESERT COURT GROUP HOME			1	100%	1
LOUISIANA STATE LAB			1	100%	1
Washington County Nursing H0me			1	100%	1
HOLYOKE MEDICAL CENTER			1	100%	1
Kroger 527 - The Little Clinic Hwy 70 S.		1			1
PATHOLOGYT & LAB MEDICINE SERVICES			1	100%	1
WALGREENS #5130			1	100%	1
ST JOSEPHS CHILDRENS HOSPITAL PEDI TRANSPORT			1	100%	1
Juniper Village at Bucks County		1			1
LAB. CORP. OF AMERICA			1	100%	1
CONCIERGE INTERNAL MEDICINE ASSOCIATES			1	100%	1
GWINNETT MEDICAL CENTER			1	100%	1
CVS CA9497POCT IRVINE		1			1
NEW RIVER HEALTH DISTRICT			1	100%	1
Orange City Nursing and Rehab Center			1	100%	1
FAMILY PRACTICE OF CENTRAL FLORIDA PA			1	100%	1
LOPEZ		1			1
Birmingham Nursing & Rehab Center		1			1
Crisp Regional Nursing and Rehab Center		1			1
WALMART PHARMACY 10-4554		1			1
URGENT DOC -NACOGODOCHES CLINIC			1	100%	1
MERCY MEDICAL CENTER INC			1	100%	1
CHILDRENS HEALTHCARE CTE OF NORTHERN		1			1
ST.ELIZABETH HEALTH CENTER	1				1
THE INTERNAL MEDICAL GROUP		1			1
Northern Nevada State Veterans Home		1			1
UF HEALTH - WILDLIGHT			1	100%	1
EVANS FAMILY CARE PA			1	100%	1
LIFE CARE CENTER OF HILTON HEAD		1			1
ADVANCE GASTROENTEROLOGY			1	100%	1
NEMOURS CHILDREN'S PRIMARY CARE OF VERO BEACH			1	100%	1
Autumn Care of Suffolk		1			1
Kroger 400 - The Little Clinic Hartley Bridge Rd			1	100%	1
Metairie Healthcare Center			1	100%	1
Oak Hill Health & Rehabilitation Center			1	100%	1
Manor Care of Dallastown d/b/a ManorCare Health Services - Dallastown		1			1
Rockcastle Health and Rehab		1			1
TALLAHASSEE DIALYSIS		1			1
RAPID MEDLAB (002MO)		1			1

COVID-19: testing by laboratory

Data through Feb 16, 2021 verified as of Feb 17, 2021 at 09:25 AM

Data in this report are provisional and subject to change.

The numbers in the table below represent the number of Florida and non-Florida residents for whom test results were received by the Department of Health. A person can be tested by more than one laboratory and can have both positive and negative results. **Therefore, the sum of the numbers in each column will be larger than the total number of people tested.**

Reporting lab	Inconclusive	Negative	Positive	Percent positive	Total
WHEATON FRANCISCAN LABORATORY			1	100%	1
LOURDES URGENT CARE			1	100%	1
MEDEXPRESS URGENT CARE - WICHITA, N MAIZE RD		1			1
J F K PEDIATRICS			1	100%	1
SEATTLE-KING COUNTY			1	100%	1
MEMORIAL HOSPITAL LOS BANOS			1	100%	1
HALE KUPUNA HERITAGE HOME		1			1
WAKE FOREST MEDICAL CENTER LABORATORY			1	100%	1
CENTRAL FL INTERNAL MEDICINE ASSOCIATES LLC		1			1
NORTH MIAMI BEACH SURGICAL CENTER			1	100%	1
CLEVELAND HEARTLAB			1	100%	1
ONPOINT URGENT CARE			1	100%	1
KENDALL PEDIATRICS PARTNERS LLC			1	100%	1
DORA HOME CARE			1	100%	1
SUNY AT STONY BROOK			1	100%	1
KID FIXERS		1			1
NABI		1			1
FRESENIUS KIDNEY CARE FORT WALTON BEACH			1	100%	1
PARKWAY REGIONAL MEDICAL CENTER LAB			1	100%	1
SIGNATURE CARE MIDLAND			1	100%	1
MD NOW MEDICAL CENTERS, INC			1	100%	1
GADSDEN FAMILY PRACTICE		1			1
NEMOURS CHILDRENS URGENT CARE			1	100%	1
Riverside Nursing & Rehabilitation Center		1			1
Lutheran Community at Telford		1			1
VALLEY HOSPITAL MEDICAL CENTER		1			1
PALMA CEIA MED GROUP-SWANN		1			1
LCMC LAB SUBSECTION		1			1
EVENTIDE LUTHERAN HOME		1			1
CATHEDRAL GERONTOLOGY CENTER DBA CATHEDRAL CARES			1	100%	1
DOYLESTOWN HOSPITAL			1	100%	1
TMH URGENT CARE CENTER			1	100%	1
Melbourne Terrace Rehabilitation Center			1	100%	1
INDIAN RIVER CLINICAL LABORATORY, INC.		1			1
GENEVA FAMILY HEALTH			1	100%	1
Shelbyville Manor		1			1
PROVIDENCE HOSPITAL			1	100%	1
KAISER PERMANENTE REGIONAL REFERENCE LABORATORY		1			1
JUPITER PEDIATRIC ASSOCIATES, PA			1	100%	1
SANFORD HOME		1			1
Kroger 550 - The Little Clinic Bellevue		1			1
NEW YORK PRESBYTERIAN HOSPITAL			1	100%	1
SUNCOAST BEHAVIORAL HEALTH CENTER			1	100%	1
TARRANT MEDICAL ASSOCIATES			1	100%	1
WEXFORD HEALTH SOURCES INC		1			1
NORTH FL SOUTH GA HCS-LAKE CITY			1	100%	1
DEL PRADO MEDICAL CENTER, INC		1			1

COVID-19: testing by laboratory

Data through Feb 16, 2021 verified as of Feb 17, 2021 at 09:25 AM

Data in this report are provisional and subject to change.

The numbers in the table below represent the number of Florida and non-Florida residents for whom test results were received by the Department of Health. A person can be tested by more than one laboratory and can have both positive and negative results. **Therefore, the sum of the numbers in each column will be larger than the total number of people tested.**

Reporting lab	Inconclusive	Negative	Positive	Percent positive	Total
FLORHAM PARK ENDOSCOPY CENTER		1			1
ALIMETRIX INC		1			1
MAJESTIC OAKS			1	100%	1
AAA MEDICAL TESTING			1	100%	1
CHILDREN'S NATIONAL MEDICAL CENTER			1	100%	1
LAKELAND MEDICAL CENTER			1	100%	1
SYNERGY DIALYSIS INC			1	100%	1
PEDIATRIC ASSOCIATES - DORAL			1	100%	1
Alden Lincoln Park			1	100%	1
FIRST CARE WALK IN CLINIC LLC			1	100%	1
Kroger 409 - The Little Clinic Hebron Marketplace			1	100%	1
ST MICHAEL'S ELITE MEDICAL HOSPITAL			1	100%	1
MEDEXPRESS URGENT CARE - DERBY N ROCK		1			1
BEAUMONT REFERENCE LABORATORY			1	100%	1
SUPREME MEDICAL GROUP PLLC			1	100%	1
Manassas Health & Rehab			1	100%	1
MOUNT SINAI COMPREHENSIVE CANCER CENTER			1	100%	1
Kroger 518 - The Little Clinic Hermitage		1			1
PRIMEX CLINICAL LABORATORIES INC			1	100%	1
GUIDEWELL EMERGENCY MEDICINE DOCTORS LLC #33			1	100%	1
LOWER KEYS COMMUNITY HEALTH CENTER			1	100%	1
BNJ		1			1
SUMMERFIELD PAIN MANAGEMENT			1	100%	1
MINUTECLINIC # 21110			1	100%	1
CORNERSTONE DRUG AND GIFT INC		1			1
SPINE & PAIN CONSULTANT PLLC		1			1
PROGENESIS INC			1	100%	1
AZALEALAND NURSING HOME		1			1
WYOMING COUNTY DEPARTMENT OF HEALTH		1			1
MINUTECLINIC DIAGNOSTIC OF NH, LLC (CL		1			1
Ravenwood Speciality Care		1			1
WAYNE COUNTY PUBLIC HEALTH		1			1
GATEWAY LABORATORIES		1			1
TRUCARE LIVING CENTERS - SELMA			1	100%	1
MID FLORIDA COMMUNITY SERVICES			1	100%	1
Chateau Girardeau			1	100%	1
SOUTHEASTERN PATHOLOGY ASSOCIATES			1	100%	1
SOUTH COUNTY MEDICAL CENTER			1	100%	1
MADISON FACILITY INC			1	100%	1
UT MD ANDERSON CANCER CENTER-TUMOR MARKER LAB			1	100%	1
ST JOHN'S MEDICAL CENTER, TETON VILLAGE			1	100%	1
BLUFFTON HEALTH CENTER			1	100%	1
AMERICAN DRUG TESTING LAB LLC			1	100%	1
BAPTIST HEALTH PRIMARY CARE AT DORAL			1	100%	1
BAPTIST MINOR MEDICAL CENTER			1	100%	1
Big River Nursing and Rehab		1			1
WEST PENSACOLA DIALYSIS CENTER			1	100%	1

COVID-19: testing by laboratory

Data through Feb 16, 2021 verified as of Feb 17, 2021 at 09:25 AM

Data in this report are provisional and subject to change.

The numbers in the table below represent the number of Florida and non-Florida residents for whom test results were received by the Department of Health. A person can be tested by more than one laboratory and can have both positive and negative results. **Therefore, the sum of the numbers in each column will be larger than the total number of people tested.**

Reporting lab	Inconclusive	Negative	Positive	Percent positive	Total
PHYSICIANS IMMEDIATE CARE			1	100%	1
BRONSON METHODIST HOSPITAL			1	100%	1
CAREFIRST URGENT CARE - BEECHMONT			1	100%	1
MD NOW URGENT CARE			1	100%	1
VELOCITY URGENT CARE - LITTLE CREEK			1	100%	1
SHELBYVILLE HOSPITAL COMPANY		1			1
Baypoint Healthcare Center			1	100%	1
GOLDING-GRANADO MEDICAL ASSOCIATES		1			1
MINUTE CLINIC DIAGNOSTICS OF IN, LLC #6252		1			1
MARTIN MEM FAMILY CARE AT ST LUCIE W			1	100%	1
FOUNDATION LABORATORY			1	100%	1
HABANA HEALTH CARE CENTER			1	100%	1
F W HUSTON MEDICAL CENTER SENIOR LIVIN		1			1
ALLIED PEDIATRICS & FAMILY MEDICINE			1	100%	1
ASHLEY CLINICAL DIAGNOSTIC LABORATORY			1	100%	1
Troy Center for Rehabilitation & Nursing		1			1
BRISTOL CHILDRENS CLINIC			1	100%	1
ROYAL PALM PEDIATRICS			1	100%	1
GREATER MIAMI DIALYSIS			1	100%	1
CERMAK HEALTH SERVICES			1	100%	1
WEILL CORNELL MEDICAL ASSOCIATES - EAST SIDE		1			1
NSPIRE HEALTHCARE PLANTATION			1	100%	1
ADVANCED RESEARCH AND DIAGNOSTIC LABORATORY UNIVERSITY OF MINNESOTA			1	100%	1
Livingston County Center for Nursing and Rehabilitation		1			1
EAST TENNESSEE STATE UNIVERSITY		1			1
VCU HEALTH SYSTEM AUTHORITY - MCV HOSPITALS			1	100%	1
ROSE HAVEN NURSING CENTER		1			1
CARENOW-MONTGOMERY			1	100%	1
WESLEY MEDICAL CENTER			1	100%	1
RAYMOND F CARON MD			1	100%	1
PALMETTO PRIMARY CARE PHYSICIANS			1	100%	1
Schenectady Center for Rehabilitation & Nursing		1			1
METRO HEALTH HOSPITAL LABORATORY		1			1
CVS MD1515POCT LEONARDTOWN		1			1
VA ST LOUIS HEALTH CARE SYSTEM			1	100%	1
EILEEN TURBESSI MD PA		1			1
Arch Plaza Nursing and Rehabilitation Center			1	100%	1
SIPERSTEIN DERMATOLOGY LLC			1	100%	1
Lemont Nursing and Rehab Center			1	100%	1
MOUNT SINAI MEDICAL CENTER OF FLORIDA, INC			1	100%	1
WALGREENS #10308		1			1
SUNCOAST RESEARCH GROUP LLC			1	100%	1
WY RETIREMENT CENTER		1			1
Diversicare of Smyrna		1			1
VISTA DEL SOL MED ASSOC		1			1
PEDIATRIC PARTNERS			1	100%	1
URGENT CARE OF COASTAL GEORGIA			1	100%	1

COVID-19: testing by laboratory

Data through Feb 16, 2021 verified as of Feb 17, 2021 at 09:25 AM

Data in this report are provisional and subject to change.

The numbers in the table below represent the number of Florida and non-Florida residents for whom test results were received by the Department of Health. A person can be tested by more than one laboratory and can have both positive and negative results. **Therefore, the sum of the numbers in each column will be larger than the total number of people tested.**

Reporting lab	Inconclusive	Negative	Positive	Percent positive	Total
BAPTIST EMERGENCY HOSPITAL - KELLY			1	100%	1
GATEWAY FAMILY HEALTH CLINIC			1	100%	1
ELKTON TRANSITIONAL CARE CENTER		1			1
Kroger 894 - The Little Clinic NEC		1			1
Bivins Pointe			1	100%	1
GIBSON AREA PRIMARY CARE			1	100%	1
Walgreens #11724		1			1
Towne Manor West		1			1
BRIAN C GRINER MD LLC			1	100%	1
BRUCE S WEST MD			1	100%	1
COVE AT THE MARBELLA,THE			1	100%	1
REGENTS PARK OF JACKSONVILLE			1	100%	1
NORTH SHORE MEDICAL CENTER - SALEM HOSPITAL			1	100%	1
HENRY FORD WEST BLOOMFIELD HOSPITAL			1	100%	1
BROOKDALE FORT WALTON BEACH			1	100%	1
BAYOU URGENT CARE			1	100%	1
THE LITTLE CLINIC LLC			1	100%	1
HELGEMO & LIOU PEDIATRICS			1	100%	1
PALM BEACH DIABETES AND ENDOCRINE SPECIALISTS, PA			1	100%	1
FAMILY AND INTERNAL MEDICINE ASSOCIATES		1			1
CAREWELL 203			1	100%	1
Kroger 390 - The Little Clinic North College Hill		1			1
PEDRO L ORTEGA MD PA			1	100%	1
HEALTHFORCE PARTNERS INC			1	100%	1
HEALTH FIRST HOME CARE		1			1
SKYRIDGE CLINICAL ASSOCIATES		1			1
DILELLA			1	100%	1
Niles Nursing and Rehab. Center		1			1
FLORIDA MEDICAL CLINIC PA GI			1	100%	1
WAKULLA URGENT CARE & DIAGNOSTIC			1	100%	1
Parkview Care Center			1	100%	1
URGENT TEAM MANAGEMENT OF TENNESSEE, L			1	100%	1
CVS MA2297677CV BOSTON		1			1
Kroger 086 - The Little Clinic Broomfield-Sheridan		1			1
Oregon Veterans Home The Dalles		1			1
FLORIDA HOME HEALTH			1	100%	1
SURGERY CENTER, THE			1	100%	1
HUNEYCUTT FAMILY PRACTICE			1	100%	1
JACKSON MADISON CO. GEN. HOSPITAL			1	100%	1
LEE MEMORIAL HEALTH SYSTEM D/B/A LEE COMMUNITY		1			1
CLINICAL TRIALS OF TAMPA LLC		1			1
MAYO MEDICAL LABORATORIES			1	100%	1
CVS AZ7263POCT PHOENIX		1			1
ER NEAR ME HULEN		1			1
IMMY LABS			1	100%	1
ANDERSON FAMILY MEDICINE			1	100%	1
JAX FAMILY CARE		1			1

COVID-19: testing by laboratory

Data through Feb 16, 2021 verified as of Feb 17, 2021 at 09:25 AM

Data in this report are provisional and subject to change.

The numbers in the table below represent the number of Florida and non-Florida residents for whom test results were received by the Department of Health. A person can be tested by more than one laboratory and can have both positive and negative results. **Therefore, the sum of the numbers in each column will be larger than the total number of people tested.**

Reporting lab	Inconclusive	Negative	Positive	Percent positive	Total
ORCHID TERRACE		1			1
VISTA LAKE ASSISTED LIVING			1	100%	1
METROPOLITAN			1	100%	1
BEAUMONT HOSPITAL			1	100%	1
LITTLE FALLS HOSPITAL LABORATORY		1			1
UCH LAB			1	100%	1
SUN CLINICAL LABORATORIES			1	100%	1
CAPSTONE REHABILITATION AND HEALTHCARE		1			1
HERNANDO COUNTY HEALTH DEPT			1	100%	1
BRITTNEY WHELIHAN IRWIN ARNP LLC			1	100%	1
CVS CA9103POCT ESCONDIDO		1			1
Walgreens #5065		1			1
WELL-KEY URGENT CARE SEVIERVILLE			1	100%	1
FLORIDA FAMILY LABORATORY		1			1
UNIVERSITY URGENT CARE			1	100%	1
EXCEL URGENT CARE OF NJ			1	100%	1
WMC HEALTH GROUP OF KISSIMMEE LLC			1	100%	1
VIVEX/UMTB BIOMEDICAL			1	100%	1
SAINT BARNABAS MEDICAL CENTER		1			1
OPTUM MEDICAL CLINIC IN ROCKRIMMON			1	100%	1
HEALTHCARE ASSOCIATES OF IRVING, LLP			1	100%	1
SC-GA2018 MCCORMICK REHAB & HEALTHCARE		1			1
PALMETTO BAY MEDICAL CENTER			1	100%	1
Virginia Gay Nursing and Rehab		1			1
CARESPOT EXPRESS HEALTHCARE BOYNTON BEACH			1	100%	1
BRANDON OUTREACH CLINIC			1	100%	1
Hillside Rehab and Care Center			1	100%	1
SAINT LEO UNIVERSITY INCORPORATED			1	100%	1
TENNOVA HEALTHCARE - CLEVELAND			1	100%	1
CHIPLEY DIALYSIS			1	100%	1
Dulles Health and Rehab Center		1			1
CVS AZ3749POCT GOODYEAR		1			1
CHI ST VINCENT LITTLE ROCK DIAGNOSTIC CLINIC			1	100%	1
CHI MEMORIAL HOSPITAL CHATTANOOGA			1	100%	1
LRGHEALTHCARE		1			1
Manor Care Health Services- Wilmington			1	100%	1
CARINGPLUS HOMECARE LLC			1	100%	1
MARQUETTE GENERAL HOSPITAL			1	100%	1
CVS IL8750POCT CHICAGO		1			1
TAMPA HEALTH CARE PROVIDERS PA		1			1
GENDERXPRESS/PICTURE ME PERFECT IMAGING			1	100%	1
C V S / PHARMACY #833		1			1
MINUTECLINIC DIAGNOSTIC OF VIRGINIA, LLC #1980		1			1
APPLING NURSING & REHABILITATION PAVIL		1			1
BOLLES SCHOOL, THE			1	100%	1
Fairhope		1			1
MEDEXPRESS URGENT CARE - LAWRENCE		1			1

COVID-19: testing by laboratory

Data through Feb 16, 2021 verified as of Feb 17, 2021 at 09:25 AM

Data in this report are provisional and subject to change.

The numbers in the table below represent the number of Florida and non-Florida residents for whom test results were received by the Department of Health. A person can be tested by more than one laboratory and can have both positive and negative results. **Therefore, the sum of the numbers in each column will be larger than the total number of people tested.**

Reporting lab	Inconclusive	Negative	Positive	Percent positive	Total
CVS IL2798POCT CHICAGO			1	100%	1
Brynwood Health & Rehabilitation Center			1	100%	1
CORDOVA FAMILY PRACTICE			1	100%	1
PHYSICIANS PRIMARY CARE LEHIGH PEDS			1	100%	1
PEDIATRIC ASSOCIATES - MIAMI LAKES		1			1
Long Beach Care Center			1	100%	1
WINTER PARK MEMORIAL HOSPITAL LABORATORY		1			1
FLAGLER CARE CENTER			1	100%	1
DIMMIT REGIONAL HOSPITAL			1	100%	1
TANGLEWOOD MANOR		1			1
CENTRAL TX MEDICAL CENTER - LAB			1	100%	1
PARTNERS IN PRIMARY CARE		1			1
Carington Park			1	100%	1
COLONIAL VILLA GOOD SAMARITAN CENTER		1			1
PHYSICIANS PREMIER			1	100%	1
EDGAR PRICE FAMILY & CHILDREN HEALTHCARE CENTER			1	100%	1
DEBORAH HEART AND LUNG CENTER		1			1
EASTSIDE MEDICAL CLINIC		1			1
LEXINGTON HOSPITAL CORPORATION			1	100%	1
OPTIMAL MEDICINE INC		1			1
CHILDREN'S MEMORIAL HOSPITAL			1	100%	1
MOUNT ST MARYS HOSPITAL OF NIAGARA FALLS			1	100%	1
BOND COUNTY HEALTH DEPARTMENT			1	100%	1
SSC NASHVILLE OPERATING CO LLC D/B/A		1			1
Kroger 682 - The Little Clinic New Holland Market			1	100%	1
QUEST INC			1	100%	1
GEORGE WASHINGTON UNIVERSITY HOSPITAL			1	100%	1
Strasburg Care Center		1			1
HEALTH EXPRESS		1			1
ULTIMATE ANALYSIS LABORATORY			1	100%	1
WATERS EDGE ELEMENTARY SCHOOL			1	100%	1
CONWAY - SHERWOOD URGENT CARE			1	100%	1
EXCEPTIONAL EMERGENCY CENTER			1	100%	1
SHAH			1	100%	1
Imperial Healthcare Centre			1	100%	1
BIOMAT ORLANDO		1			1
WELLNOW URGENT CARE-OSWEGO			1	100%	1
AML DIAGNOSTICS- ADV TESTING IN METABOLIC MEDICINE			1	100%	1
VA SALT LAKE CITY HCS		1			1
Pinnacle Assisted Living			1	100%	1
LABORATORY SERVICES SGHS - CAMDEN		1			1
LAKE LURE HEALTH CENTER			1	100%	1
SWIFTCARE URGENT CARE, PLLC			1	100%	1
BAYLOR SCOTT & WHITE MEDICAL SURGICAL CLINIC			1	100%	1
LabCorp of America			1	100%	1
CVS NH1004POCT SALEM			1	100%	1
Carrollton Manor Inc		1			1

COVID-19: testing by laboratory

Data through Feb 16, 2021 verified as of Feb 17, 2021 at 09:25 AM

Data in this report are provisional and subject to change.

The numbers in the table below represent the number of Florida and non-Florida residents for whom test results were received by the Department of Health. A person can be tested by more than one laboratory and can have both positive and negative results. **Therefore, the sum of the numbers in each column will be larger than the total number of people tested.**

Reporting lab	Inconclusive	Negative	Positive	Percent positive	Total
Portsmouth Health and Rehab			1	100%	1
HOUSTON DEPARTMENT OF HEALTH AND HUMAN SERVICES			1	100%	1
Cottage of the Shoals		1			1
AUGUSTA HEALTH CLINICAL LABORATORY			1	100%	1
Walgreens #3661		1			1
Avera Sr. James Care Center		1			1
Integrity Healthcare of Carbondale			1	100%	1
STERLING HOUSE OF PORT ORANGE		1			1
UMASS MEMORIAL MEDICAL CENTER, INC		1			1
BETHESDA ON TURKEY CREEK			1	100%	1
ENCOMPASS HEALTH REHABILITATION			1	100%	1
BLOOD SYSTEMS LABORATORIES			1	100%	1
THE CHRIST HOSPITAL			1	100%	1
ADVENTHEALTH MEDICAL GROUP FAMILY AND INTERNAL			1	100%	1
LEELANAU OPCO, LLC		1			1
SOUTHERN SPRINGS HEALTH CARE		1			1
CVS M08595POCT RAYMORE		1			1
bishop rehabilitation and nursing center		1			1
GOOD SAMARITAN SOCIETY-FOREST CITY		1			1
CVS OH2518POCT COLUMBUS		1			1
Garden View Care Center at Dougherty Ferry		1			1
FRESENIUS SOUTH FORT MYERS		1			1
MEMORIALCARE LONG BEACH MEDICAL CENTER			1	100%	1
MINUTECLINIC DIAG OF IND, LLC #4368		1			1
PATIENT FIRST-GENERAL BOOTH			1	100%	1
MEDTOWN PHARMACY			1	100%	1
DEPARTMENT OF HEALTH AND ENVIRONMENTAL CONTROL			1	100%	1
MEADOWS PARK HEALTH AND REHABILITATION		1			1
MEDICAL ASSOCIATES OF BREVARD LLC		1			1
DEVANSH LAB WERKS		1			1
Port Orange Nursing And Rehab Center			1	100%	1
ODYSSEY HEALTH CARE OF MARION COUNTY LLC		1			1
Kroger 968 - The Little Clinic Colerain Township		1			1
MINUTECLINIC LLC (2335)		1			1
TAMPA GENERAL MEDICAL GROUP LABORATORY HEALTHPARK			1	100%	1
CLERMONT PEDIATRICS, PA			1	100%	1
RCP OF MEMORIAL WEST			1	100%	1
777 URGENT CARE			1	100%	1
MEDEXPRESS URGENT CARE, MOSSIDE		1			1
MADISON AT OVIEDO			1	100%	1
HEART HOSPITAL OF LAFAYETTE: EMERGENCY ROOM			1	100%	1
Courtenay Springs Village			1	100%	1
HEALTH CARE SERVICES LC			1	100%	1
CURA LABORATORY SERVICES			1	100%	1
COLOMBO'S PHARMACY		1			1
HARRIS URGENT CARE CENTER			1	100%	1
Moab Regional Hospital			1	100%	1

COVID-19: testing by laboratory

Data through Feb 16, 2021 verified as of Feb 17, 2021 at 09:25 AM

Data in this report are provisional and subject to change.

The numbers in the table below represent the number of Florida and non-Florida residents for whom test results were received by the Department of Health. A person can be tested by more than one laboratory and can have both positive and negative results. **Therefore, the sum of the numbers in each column will be larger than the total number of people tested.**

Reporting lab	Inconclusive	Negative	Positive	Percent positive	Total
MEMORIAL HERMANN KATY HOSPITAL			1	100%	1
SPARTANBURG REGIONAL MEDICAL CENTER			1	100%	1
UNLIMITED MEDICAL SERVICES OF FL PL DBA		1			1
HHCS PHARMACY INC			1	100%	1
Kroger 549 - The Little Clinic Clinton Highway		1			1
COMMUNITY			1	100%	1
NAVARRO MEDICAL CENTERS LLC			1	100%	1
Kroger 519 - The Little Clinic Staples Mill Road		1			1
FAIRVIEW SOUTHDAL			1	100%	1
WEST COAST CLINICAL LABS INC			1	100%	1
CHRISTUS GOOD SHEPHERD MEDICAL CENTER			1	100%	1
AFFILIATED LABORATORIES INC			1	100%	1
BETHESDA HOSPITAL EAST BLOOD GAS LAB			1	100%	1
DOCTORS AFTER HOURS URGENT CARE CENTER			1	100%	1
WEST VIRGINIA UNIVERSITY HOSPITALS			1	100%	1
CVS SC7334POCT LEXINGTON		1			1
ST VINCENTS OUTPATIENT IMAGING		1			1
CVS TX7288POCT DALLAS		1			1
CVS MA957POCT WEST SPRINGFIELD		1			1
SOUTHWEST REGIONAL PCR LABORATORY			1	100%	1
BAPTIST HEALTH SURGERY CENTER AT NORTHPOINT			1	100%	1
DR JAMES D FORBES FAMILY CARE CENTER			1	100%	1
ADVANCED URGENT CARE PLLC		1			1
1ST CHOICE URGENT CARE CENTER LLC			1	100%	1
MIDWEST COVENANT HOME, INC		1			1
HOME AIDE SVC OF EASTERN NY INC D/B/A		1			1
LP ELIZABETHTON		1			1
BEAUMONT HOSPITAL, GROSSE POINTE			1	100%	1
WATERBURY HOSPITAL REFERENCE LAB			1	100%	1
URGENT CARE OF KANSAS CITY			1	100%	1
ENZO LABS INC			1	100%	1
BAYLOR SCOTT AND WHITE MEDICAL CENTER -CENTENTENNIAL			1	100%	1
Salem Hills Rehabilitation and Nursing Center		1			1
2504-HOMEWOOD		1			1
CENTRAL CAROLINA HOSPITAL			1	100%	1
PRIMARY CARE GROUP LLC		1			1
EAST COAST INSTITUTE FOR RESEARCH LLC			1	100%	1
NORTH OKALOOSA PHYSICIAN GRP - WALK IN CLINIC			1	100%	1
OCCUPATIONAL HEALTH CENTER		1			1
MEDICAL ARTS LABORATORY			1	100%	1
HEARTLAND REGIONAL MEDICAL CENTER		1			1
COBLESKILL REGIONAL HOSPITAL		1			1
LABORATORIO BUENA SALUD			1	100%	1
UPSON REGIONAL MEDICAL CENTER			1	100%	1
ATHENA PLASTIC SURGERY		1			1
BLACKBERRY CENTER, THE		1			1
TERRELL URGENT CARE			1	100%	1

COVID-19: testing by laboratory

Data through Feb 16, 2021 verified as of Feb 17, 2021 at 09:25 AM

Data in this report are provisional and subject to change.

The numbers in the table below represent the number of Florida and non-Florida residents for whom test results were received by the Department of Health. A person can be tested by more than one laboratory and can have both positive and negative results. **Therefore, the sum of the numbers in each column will be larger than the total number of people tested.**

Reporting lab	Inconclusive	Negative	Positive	Percent positive	Total
CATSKILL REGIONAL MEDICAL CENTER		1			1
Redwood Springs Healthcare			1	100%	1
YOUR HEALTH PEDIATRICS			1	100%	1
BUFFALO VAMC			1	100%	1
ANDERSON REGIONAL MEDICAL CENTER			1	100%	1
PREMIER FAMILY AND SPORTS MEDICINE LLC			1	100%	1
JACKSBORO URGENT CARE			1	100%	1
Kroger 907 - The Little Clinic Holland		1			1
TREASURE COAST COMMUNITY HEALTH INC			1	100%	1
FELD ENTERTAINMENT			1	100%	1
WATERTOWN URGENT CARE		1			1
CVS OH3458POCT BEAVERCREEK		1			1
SAN JOSE CLINIC		1			1
NFRC CLINICAL LAB			1	100%	1
BAPTIST HEALTH EXPRESS CARE			1	100%	1
LAKEWOOD RANCH MEDICAL GROUP LLC			1	100%	1
CLUB HEALTH AND REHABILITATION CENTER, THE		1			1
UNIVERSITY OF SOUTH FLORIDA			1	100%	1
Springdale Village		1			1
SPEARE MEMORIAL HOSPITAL			1	100%	1
HOLSTON MEDICAL GROUP		1			1
ABBOTT LABORATORIES - OCCUPATIONAL HEALTH SERVICES			1	100%	1
CVS SC2250POCT COLUMBIA		1			1
WOOD COUNTY HEALTH DEPARTMENT			1	100%	1
HENRY FORD HOSPITAL			1	100%	1
FAMILY MEDICAL CENTER		1			1
Kroger 753 - The Little Clinic Goss Avenue		1			1
Manor Care Health Care Services - Williamsport North		1			1
LEHIGH PULMONARY ASSOCIATES			1	100%	1
BAYMEADOWS PEDIATRIC CARE		1			1
LAKESIDE MEDICAL CENTER		1			1
PREMIER PEDIATRICS			1	100%	1
MT SINA1 HOSPICE			1	100%	1
PEDIATRIC PARTNERS OF ZEPHYRHILLS PA			1	100%	1
RENOWN REGIONAL MEDICAL CENTER			1	100%	1
ALBANY MEDICAL CENTER			1	100%	1
NORTH SHORE HEMATOLOGY-ONCOLOGY ASSOCIATES PC		1			1
KENNEDY BOULEVARD DIALYSIS			1	100%	1
UNIVERSITY OF VERMONT MEDICAL CENTER			1	100%	1
NORTH PALM CHIDRENS PHYSICIANS			1	100%	1
ADVANCE MD CARE			1	100%	1
ISLAND NURSING HOME			1	100%	1
NEW YORK UNIVERSITY MEDICAL CENTER			1	100%	1
CVS NE2741POCT LA VISTA		1			1
PENINSULA REGIONAL MED CTR LAB			1	100%	1
ASSOCIATES MD MEDICAL GROUP INC			1	100%	1
JP MORGAN CHASE HEALTH SERVICES			1	100%	1

COVID-19: testing by laboratory

Data through Feb 16, 2021 verified as of Feb 17, 2021 at 09:25 AM

Data in this report are provisional and subject to change.

The numbers in the table below represent the number of Florida and non-Florida residents for whom test results were received by the Department of Health. A person can be tested by more than one laboratory and can have both positive and negative results. **Therefore, the sum of the numbers in each column will be larger than the total number of people tested.**

Reporting lab	Inconclusive	Negative	Positive	Percent positive	Total
MED & CO INVESTMENT LLC		1			1
CVS NC7057POCT SHELBY		1			1
Sherwood Oaks Health Center			1	100%	1
LABONE		1			1
Princeton Place			1	100%	1
RABI SINHA, MD		1			1
The Pines at Poughkeepsie Center for Nursing and Rehabilitation		1			1
CARESOUTH HHA HOLDINGS OF THE TREASURE COAST LLC			1	100%	1
Mercy Manor Transition Center			1	100%	1
FRANKLIN CBOC			1	100%	1
BAYCARE OUTREACH LAB AT NEW TAMPA			1	100%	1
MEDOR/ACC SYNCHRONY			1	100%	1
CAMBRIDGE HEALTH ALLIANCE			1	100%	1
Florence Home		1			1
PARRISH MEDICAL GROUP			1	100%	1
Village Crest Center for Health & Rehabilitation		1			1
VALUE DRUGS GREENLAWN INC		1			1
MOBILE MEDICAL CLINIC			1	100%	1
SUPERKIDS PEDIATRICS			1	100%	1
UNIVERSITY OF BALTIMORE WASHINGTON MEDICAL CENTER			1	100%	1
ELAN MANATEE			1	100%	1
COMMUNITY HOSPITALS INDIANAPOLIS			1	100%	1
SOMA MEDICAL CENTER PA #2 OAKLAND			1	100%	1
MINUTECLINIC, LLC #4507		1			1
URGENT CARE OF FORT LAUDERDALE INC			1	100%	1
ADVENTHEALTH MEDICAL GROUP SENIOR HEALTH AT			1	100%	1
SUMMIT COUNTY PUBLIC HEALTH DEPARTMENT			1	100%	1
WINDSOR MANOR			1	100%	1
CYPRESS VILLAGE REHAB CENTER		1			1
WVU MEDICINE AT SUNCREST TOWNE CENTRE			1	100%	1
FLORIDA HOSPITAL ORMOND BEACH			1	100%	1
CVS AZ5477POCT SURPRISE		1			1
Terrace Glen Village		1			1
REEVES COUNTY HOSPITAL DISTRICT			1	100%	1
ELDER ALTERNATIVES INC			1	100%	1
PACE UNIVERSITY HEALTH CARE		1			1
UNIVERISTY HOSPITAL			1	100%	1
CVS NC2771POCT CLAYTON			1	100%	1
EVERGREEN NURSING HOME		1			1
DIAGNOSTIC GROUP INTEGRATED HEALTHCARE			1	100%	1
MINUTECLINIC DIAGNOSTIC OF OHIO #5060		1			1
CENTRAL FLORIDA ADULT MEDICINE		1			1
GIFFORD MEMORIAL HOSPITAL		1			1
TLC MEDICAL			1	100%	1
CITY OF TALLAHASSEE		1			1
PRIMARY AND URGENT CARE			1	100%	1
ST JOHN'S HOME CARE			1	100%	1

COVID-19: testing by laboratory

Data through Feb 16, 2021 verified as of Feb 17, 2021 at 09:25 AM

Data in this report are provisional and subject to change.

The numbers in the table below represent the number of Florida and non-Florida residents for whom test results were received by the Department of Health. A person can be tested by more than one laboratory and can have both positive and negative results. **Therefore, the sum of the numbers in each column will be larger than the total number of people tested.**

Reporting lab	Inconclusive	Negative	Positive	Percent positive	Total
CLEMENT MANOR HEALTH CENTER		1			1
CSL PLASMA LAB			1	100%	1
RAMBAM URGENT CARE			1	100%	1
CVS NC2749POCT CONCORD		1			1
INFECTION CONTROL DEPT			1	100%	1
Oakland Nursing and Rehabilitation Center		1			1
HEALTHCARE FOR THE HOMELESS			1	100%	1
VA COMMUNITY BASED CLINIC - LAKE CITY			1	100%	1
DIVERSICARE OF BIG SPRINGS		1			1
ASSISTED LIVING AT TREZEVANT		1			1
UW MEDICINE CHU LAB			1	100%	1
RIVERSIDE COUNTY PUBLIC HEALTH LABORATORY			1	100%	1
Kroger 410 - The Little Clinic Trinity		1			1
MCH PHYSICIANS GROUP			1	100%	1
Valley Center (WV)			1	100%	1
NHC HealthCare St. Charles		1			1
CVS IL5797POCT CAROL STREAM		1			1
CVS AZ10529POCT SCOTTSDALE		1			1
FAMILY MEDICINE AT CELEBRATION		1			1
POINTE MEDICAL SERVICES INC			1	100%	1
NF Escambia, LLC DBA Olive BranchHealth and Rehabilitaion Center			1	100%	1
MOORE CLINICAL RESEARCH INC			1	100%	1
METROWEST MEDICAL CENTER - FRAMINGHAM			1	100%	1
WOODHILLS LABS			1	100%	1
Kroger 481 - The Little Clinic Houston Levee		1			1
SOUTHWOOD HEALTHCARE CENTER		1			1
EXAC CARE CROSSVILLE		1			1
CVS CA9721POCT ARCADIA		1			1
Jacaranda Manor			1	100%	1
Douglas County Health Center		1			1
SELECT MEDICAL CLINIC			1	100%	1
Belvoir Woods Health Care Center at The Fairfax		1			1
AUTUMN CARE OF STATESVILLE, LLC		1			1
PARK LANE NURSING HOME		1			1
GUTHRIE CORNING HOSPITAL LABORATORY		1			1
KNAPP MEDICAL GROUP			1	100%	1
ADVANCED CARDIOVASCULAR DIAGNOSTICS OF FL			1	100%	1
WESTCOAST FAMILY PRACTICE		1			1
INTERMOUNTAIN HEALTHCARE LABORATORY SERVICES			1	100%	1
LAKE MARY OPTUM FLORIDA			1	100%	1
CVS NE8626POCT LINCOLN		1			1
ORDRS, INC.			1	100%	1
Seal Rock Healthcare		1			1
MCLEOD MEMORIAL HOSPITAL CLARENDON			1	100%	1
MAYO CLINIC OUTPATIENT DIALYSIS CENTER			1	100%	1
OAK HAVEN REHAB AND NURSING CENTER			1	100%	1
Maple Lane Nursing Home		1			1

COVID-19: testing by laboratory

Data through Feb 16, 2021 verified as of Feb 17, 2021 at 09:25 AM

Data in this report are provisional and subject to change.

The numbers in the table below represent the number of Florida and non-Florida residents for whom test results were received by the Department of Health. A person can be tested by more than one laboratory and can have both positive and negative results. **Therefore, the sum of the numbers in each column will be larger than the total number of people tested.**

Reporting lab	Inconclusive	Negative	Positive	Percent positive	Total
FLAGLER COUNTY BOARD OF COUNTY COMMISSIONERS			1	100%	1
SUSAN F. WILLIAMS M.D., P.A.			1	100%	1
ASCARATE DIALYSIS			1	100%	1
URGENTMED PLANTATION			1	100%	1
Kroger 97 - The Little Clinic Hutchinson		1			1
CVS IL2297652CV CHICAGO		1			1
SOWAL HEALTH & DRUG			1	100%	1
NEW HORIZON PRIMARY CARE LLC			1	100%	1
INTERNAL MEDICINE ASSOCIATES		1			1
MOBILE INFIRMARY MEDICAL CENTER			1	100%	1
ULTIMATE KIDNEY CARE			1	100%	1
LITTLE COMPANY OF MARY HOSPITAL			1	100%	1
PUBLIX PHARMACY #1114			1	100%	1
PERRY COUNTY NURSING HOME		1			1
TEXAS HEALTH ARLINGTON MEMORIAL		1			1
Kroger 49 - The Little Clinic Wichita - 21st St.			1	100%	1
GRAND VIEW HOSPITAL			1	100%	1
ST GERARD'S COMMUNITY OF CARE		1			1
WALGREENS #01398			1	100%	1
MAYO CLINICAL LABORATORIES		1			1
CVS GA2108POCT NORCROSS		1			1
RICHMOND MEDICAL CENTER FOR WOMEN		1			1
SONORAN DESERT PATHOLOGY			1	100%	1
CVS / PHARMACY #10794			1	100%	1
NEMOURS CHILDRENS PRIMARY CARE CLERMONT			1	100%	1
EVEXIA DIAGNOSTICS			1	100%	1
UNIVERSITY OF IOWA HOSPITALS & CLINICS			1	100%	1
THE MEDICAL CENTER AT BOWLING GREEN			1	100%	1
Heartland Health Care Center Jacksonville			1	100%	1
Kroger 970 - The Little Clinic Westfield			1	100%	1
The Evangelical Lutheran Good Samaritan Society Prescott Village		1			1
LIFE CARE CENTER OF GWINNETT		1			1
SHANNON CLARK OD, PA			1	100%	1
BSA PHYSICIANS GROUP, INC D/B/A BSA FAMILY MEDICAL			1	100%	1
VILLAGES HEALTH SYSTEM, LLC, THE			1	100%	1
MED-LAKE LABORATORY, LLC			1	100%	1
Kingston Care Center of Fort Wayne		1			1
BARRINGTON TERRACE NAPLES			1	100%	1
UHEALTH CORAL SPRINGS			1	100%	1
EMERSON HOSPITAL LABORATORY			1	100%	1
El Paso Health Care Center			1	100%	1
FASTMED URGENT CARE			1	100%	1
TRIPLE O MEDICAL SERVICES INC			1	100%	1
Heritage Health of Peru			1	100%	1
SACRED HEART MEDICAL CENTER			1	100%	1
OCEANVIEW NURSING AND REHABILITAION CENTER			1	100%	1
PALM SPRINGS GENERAL HOSPITAL			1	100%	1

COVID-19: testing by laboratory

Data through Feb 16, 2021 verified as of Feb 17, 2021 at 09:25 AM

Data in this report are provisional and subject to change.

The numbers in the table below represent the number of Florida and non-Florida residents for whom test results were received by the Department of Health. A person can be tested by more than one laboratory and can have both positive and negative results. **Therefore, the sum of the numbers in each column will be larger than the total number of people tested.**

Reporting lab	Inconclusive	Negative	Positive	Percent positive	Total
PUTNAM CO HOSPITAL-D/B/A ASBURY TOWERS		1			1
FLORIDA MEDICAL CLINIC, LLC			1	100%	1
FREEPORT ER DOX URGENT CARE		1			1
HOLY CITY MED URGENT CARE			1	100%	1
ORANGE PEDIATRICS PA			1	100%	1
SYCAMORE MEDICAL CENTER-KETTERING HEALTH NETWORK			1	100%	1
C V S / PHARMACY #4396		1			1
Kroger - KR070600172		1			1
PLANT CITY FAMILY CARE		1			1
SAINT JOSEPH'S HOSPITAL AND MEDICAL CENTER		1			1
PM PEDIATRICS OF BAYSIDE, PLLC - RIVE		1			1
EXPRESS WALK IN MEDICAL CENTER			1	100%	1
CVS IL4778POCT EVANSTON		1			1
DAUGHTERS OF SARAH NURSING CENTER		1			1
SOUTHEAST MISSOURI HOSPITAL		1			1
POETS WALK SARASOTA			1	100%	1
CVS IL8753POCT CHICAGO		1			1
BLANCHARD VALLEY HOSPITAL LABORATORY			1	100%	1
CENTRAL JERSEY URGENT CARE OF GREEN BR		1			1
GARDEN VIEW CARE CENTER		1			1
BOCA CIEGA CENTER			1	100%	1
ABINGTON MEMORIAL HOSPITAL			1	100%	1
CARESPOT - LEE VISTA			1	100%	1
AURORA HEALTH CARE METRO INC			1	100%	1
FAMILY PHYSICIANS OF WINTER PARK, INC			1	100%	1
DOCTORS CARE - GREER		1			1
NEW SMYRNA BEACH AMBULATORY CARE CTR			1	100%	1
Lynwood		1			1
PM PEDIATRICS OF BAYSIDE PLLC - BELLER		1			1
Kroger - KR003500568			1	100%	1
UT HEALTH RIO GRANDE VALLEY PRIMARY CARE AT			1	100%	1
RURAL/METRO MIDSOUTH,		1			1
ASCENSION ST VINCENT'S - WESTSIDE			1	100%	1
DEACONESS URGENT CARE CENTER			1	100%	1
ELKHART GENERAL HOSPITAL			1	100%	1
AL MANI HEALTH INSTUTUTE		1			1
NATION'S BEST CARE HOME HEALTH			1	100%	1
FAMILY MEDICAL CENTRE			1	100%	1
MISSOURI DEPT. OF HEALTH			1	100%	1
DAYTONA BEACH DIALYSIS			1	100%	1
Crowne Place Assisted Living		1			1
JASPER MEMORIAL HOSPITAL		1			1
BAPTIST HOSPITAL LABORATORY			1	100%	1
ENCOMPASS HEALTH REHABILITATION HOSPITAL OF MIAMI			1	100%	1
CVS MO5727POCT PLATTE CITY		1			1
MEDICAL CENTER			1	100%	1
MERITER LABORATORIES			1	100%	1

COVID-19: testing by laboratory

Data through Feb 16, 2021 verified as of Feb 17, 2021 at 09:25 AM

Data in this report are provisional and subject to change.

The numbers in the table below represent the number of Florida and non-Florida residents for whom test results were received by the Department of Health. A person can be tested by more than one laboratory and can have both positive and negative results. **Therefore, the sum of the numbers in each column will be larger than the total number of people tested.**

Reporting lab	Inconclusive	Negative	Positive	Percent positive	Total
SUREPOINT URGENT CARE PADRE ISLAND			1	100%	1
MISSION HOSPITAL			1	100%	1
LABTOX LABORATORIES			1	100%	1
ST. MARY MEDICAL CENTER		1			1
Villages of St.Peters		1			1
PALM COAST DRAW STATION/AMERICAN HEALTH ASSOCIATES		1			1
CARBON HEALTH			1	100%	1
CENTRAL ALABAMA HEALTH CARE SYSTEM			1	100%	1
Kroger 465 - The Little Clinic Oakley		1			1
Kroger 419 - The Little Clinic Farmington/Exeter		1			1
Ohman Family Living at Holly Assisted Living		1			1
COLLIER BLVD HMA PHYSICIANS MANAGEMENT LLC			1	100%	1
EAST RIDGE RETIREMENT VILLAGE INC		1			1
LABTEST LLC LABTEST DIAGNOSTICS			1	100%	1
SANTA BARABARA ALF LLC (THE WINDSOR)			1	100%	1
CURELOGICS WOUND CARE & HYPERBARIC CENTER		1			1
CORPUS CHRISTI MEDICAL CENTER			1	100%	1
FLORIDA HOSPITAL LAB			1	100%	1
Chestnut Ridge Nursing & Rehab		1			1
ADVENTHEALTH PHYSICIAN GROUP – APPLEWOOD			1	100%	1
Florida Baptist Retirement Center		1			1
CITRONELLE HEALTH AND REHABILITATION CENTER		1			1
FALKVILLE HEALTHCARE		1			1
MIL LAKE HEALTHCARE CENTER INC PEDIATRICS			1	100%	1
SOUTHERN WINDS			1	100%	1
UNIVERSITY OF TEXAS AT EL PASO, THE			1	100%	1
PRIMARY CARE & PEDIATRICS - SHEPHERSTOWN		1			1
WEST COCOA PHARMACY			1	100%	1
MOUNT SINAI MEDICAL CENTER AVENTURA ER			1	100%	1
CVS OH398OPOCT KENT		1			1
PEDRO MENENDEZ HEALTH CENTER AT ST JOHNS			1	100%	1
OMAHA VA MEDICAL CENTER			1	100%	1
NORTH PALM BEACH DIALYSIS CENTER			1	100%	1
BATESVILLE - SHERWOOD URGENT CARE			1	100%	1
CARE CONNECTIONS AT HOME LLC			1	100%	1
CIMA MEDICAL CENTER			1	100%	1
JMJ FAMILY PRACTICE			1	100%	1
ALLIANCE LABORATORY SERVICES			1	100%	1
Kroger 353 - The Little Clinic Harpers Point		1			1
DIGESTIVE DISEASE CARE PC		1			1
DISCOVERY AT HOME, LLC			1	100%	1
BOULDER COMMUNITY HOSPITAL			1	100%	1
MEDCOR, INC			1	100%	1
PARK AVENUE PEDIATRICS PC		1			1
Woodstock Nursing and Rehabilitation Center		1			1
CHIEFLAND MEDICAL CENTER			1	100%	1
INTEGRATED GENETICS SEQUENOM		1			1

COVID-19: testing by laboratory

Data through Feb 16, 2021 verified as of Feb 17, 2021 at 09:25 AM

Data in this report are provisional and subject to change.

The numbers in the table below represent the number of Florida and non-Florida residents for whom test results were received by the Department of Health. A person can be tested by more than one laboratory and can have both positive and negative results. **Therefore, the sum of the numbers in each column will be larger than the total number of people tested.**

Reporting lab	Inconclusive	Negative	Positive	Percent positive	Total
MEDEXPRESS URGENT CARE - ROSS TOWNSHIP		1			1
BL DIAGNOSTICS LLC			1	100%	1
Signature Healthcare of Georgetown		1			1
PRACTITIONERS IN MOTION			1	100%	1
Rio Grande City Nursing and Rehab Center			1	100%	1
CAREWELL URGENT CARE FITCHBURG			1	100%	1
ABSOLUTE QUICK CARE			1	100%	1
OCALA REGIONAL DIALYSIS- NORTH			1	100%	1
QUALITY CLINICAL LAB LLC			1	100%	1
OCEAN MEDICAL CENTER		1			1
FAYETTE MEDICAL CENTER LAB		1			1
CARTERSVILLE MEDICAL CENTER			1	100%	1
UF HEALTH THE VILLAGES			1	100%	1
SPECIALTY DRUG TESTING			1	100%	1
Medicalodges Neosho			1	100%	1
CHRISTIANA HOSPITAL		1			1
ST VINCENT'S AMBULATORY CARE INC			1	100%	1
NEW ERA COMMUNITY HEALTH CENTER LLC		1			1
PALOMAR MEDICAL CENTER			1	100%	1
BHS PHYSICIAN NETWORK			1	100%	1
LEGACY AT HIGHWOODS PRESERVE		1			1
HIGHLAND PARK LAKEWOOD PRESTON HOLLOW			1	100%	1
KIDS CARE PEDIATRICS PA			1	100%	1
CRUSADER COMMUNITY HEALTH			1	100%	1
PULMONARY, CRITICAL CARE AND SLEEP DISORDERS INSTITUTE OF SOUTH FLORID			1	100%	1
GOSHEN HOSPITAL			1	100%	1
ST CATHERINE HOSPITAL LABORATORY			1	100%	1
TREASURE COAST URGENT & FAMILY CARE			1	100%	1
MONMOUTH MEDICALC ENTER		1			1
HARMONY HEALTHCARE ORLANDO INC		1			1
MEDEXPRESS URGENT CARE - HADLEY		1			1
FLORIDA HEALTH CARE MEDICAL GROUP		1			1
HORIZON MEDICAL CENTER			1	100%	1
ORLANDO PHYSICIAN NETWORK		1			1
STARLING AT SAN JOSE			1	100%	1
REFERENCE LABORATORY			1	100%	1
Kroger 397 - The Little Clinic Frankfort East		1			1
CONCENTRA - OCALA		1			1
LIMA MEMORIAL HOSPITAL			1	100%	1
Memorial Health Care Center			1	100%	1
COASTAL DETOX		1			1
SANITAS RESEARCH LLC			1	100%	1
Bethel Lutheran Nursing & Rehabilitation Center		1			1
HOLLAND COMMUNITY HOSPITAL		1			1
The Carrington		1			1
441 URGENT CARE CENTER - BROWNWOOD			1	100%	1
Heartland of Perrysburg		1			1

COVID-19: testing by laboratory

Data through Feb 16, 2021 verified as of Feb 17, 2021 at 09:25 AM

Data in this report are provisional and subject to change.

The numbers in the table below represent the number of Florida and non-Florida residents for whom test results were received by the Department of Health. A person can be tested by more than one laboratory and can have both positive and negative results. **Therefore, the sum of the numbers in each column will be larger than the total number of people tested.**

Reporting lab	Inconclusive	Negative	Positive	Percent positive	Total
SANFORD LABORATORIES WATERTOWN			1	100%	1
BROOKSHIRE, THE			1	100%	1
LAB PLUS, LLC AT ASCENSION SAINT THOMA		1			1
Community Compassion Center of Batesville			1	100%	1
LAKE REGIONAL HEALTH			1	100%	1
Falmouth By The Sea			1	100%	1
SPRINGBROOK HOSPITAL			1	100%	1
MOSOLF PEDIATRICS PA			1	100%	1
Remarkable Healthcare Dallas			1	100%	1
CUSTOM SCRIPTS PHARMACY		1			1
TRAVIS LEE THOMPSON MD			1	100%	1
UT HEALTH RGV CLINICAL LABORATORY			1	100%	1
CHILDRENS SPECIALIST PEDIATRIC PULMMOLOGY &			1	100%	1
FLAGLER PROFESSIONAL HEALTH CARE SERVICES INC		1			1
PENSACOLA PATHOLOGY		1			1
RIVERSIDE MEDICAL CENTER		1			1
MEDEXPRESS URGENT CARE-MEADVILLE			1	100%	1
SOUTH TEXAS HEALTH SYSTEM ER - WARE ROAD			1	100%	1
CLINICAL CARE CENTER, INC			1	100%	1
CVS AZ5892POCT LAVEEN		1			1
AFTER HOURS CLINIC			1	100%	1
LAKE SUCCESS EXTENDED CARE		1			1
SYNERGENE LABORATORY			1	100%	1
PREMIER MOBILE HEALTH SERVICES, LLC			1	100%	1
MARYWOOD NURSING CARE CENTER		1			1
CHAMBREL AT PINECASTLE			1	100%	1
LAREDO EMERGENCY ROOM			1	100%	1
KROGER 785 - THE LITTLE CLINIC DIXIE HWY		1			1
NEW MILFORD HOSPITAL			1	100%	1
FRASER MEMORIAL HOSPITAL			1	100%	1
MAURY REGIONAL MEDICAL CENTER		1			1
Bay View Nursing and Rehabilitation Center			1	100%	1
NORTHSIDE FAMILY MEDICINE AND URGENT CARE (HOLLY SPRINGS)		1			1
MID FLORIDA BIOLOGICALS			1	100%	1
SAINT PETE MRI			1	100%	1
DEPT OF VA MEDICAL CENTER - MIAMI			1	100%	1
ST JOHNS PEDIATRICS PA		1			1
HIBISCUS COURT			1	100%	1
MEDEXPRESS URGENT CARE - BENTON		1			1
MARTIN LUTHER KING RENAL INSTITUTE			1	100%	1
TRIHEALTH			1	100%	1
ORLANDO HEALTH PHYSICIAN GROUP INC			1	100%	1
ORMOND MEDICAL ARTS FAMILY PRACTICE PL			1	100%	1
Valley View Health and Rehabilitation, LLC		1			1
MINUTECLINIC DIAGNOSTIC OF VIRGINIA, LLC		1			1
DEVLIN MANOR NURSING AND REHABILITATION		1			1
CENTRAL FLORIDA INTERNAL OCCUPATIONAL AND		1			1

COVID-19: testing by laboratory

Data through Feb 16, 2021 verified as of Feb 17, 2021 at 09:25 AM

Data in this report are provisional and subject to change.

The numbers in the table below represent the number of Florida and non-Florida residents for whom test results were received by the Department of Health. A person can be tested by more than one laboratory and can have both positive and negative results. **Therefore, the sum of the numbers in each column will be larger than the total number of people tested.**

Reporting lab	Inconclusive	Negative	Positive	Percent positive	Total
BORINQUEN HEALTH CENTER			1	100%	1
ARTESIAN HOME		1			1
FIRST PHYSICIANS GROUP - LORRAINE CORNERS		1			1
CVS CA9803POCT RIVERSIDE		1			1
DW MCMILLAN MEMORIAL HOSPITAL LABORATORY			1	100%	1
ST VINCENTS AMBULATORY CARE INC			1	100%	1
MARYLAND DEPARTMENT OF HEALTH AND MENTAL HYGIENE			1	100%	1
OAKWOOD HOSPITAL - SOUTHSORE			1	100%	1
HAWKEYE CARE CENTER DUBUQUE		1			1
SUNSHINE PEDIATRICS OF LUTz			1	100%	1
CVS IN6608POCT NEW PALESTINE			1	100%	1
ANY LAB TEST FAST CORP			1	100%	1
NORTH FLORIDA FAMILY MEDICINE			1	100%	1
CVS SC5479POCT INDIAN LAND		1			1
CARENOW LAKE WORTH			1	100%	1
UUHC - REDSTONE HEALTH CENTER LABORATORY			1	100%	1
Monument Health Custer Care Center		1			1
HAMILTON CI MAIN UNIT ANNEX/ WORK CAMP			1	100%	1
TRAFALGAR DIALYSIS			1	100%	1
COMMONWEALTH OF VIRGINIA DIVISION OF CONSOLIDATED LABORATORY SERVICES			1	100%	1
TCPA CLINICAL LABORATORIES			1	100%	1
SUNCOAST COMMUNITY HEALTH CENTERS INC		1			1
ST LUKES SURGICAL AT THE VILLAGES INC			1	100%	1
LAKEVIEW HEALTH CARE SYSTEM LLC			1	100%	1
Southwest Louisiana Veterans Home			1	100%	1
LEVY COUNTY DEPT. OF PUBLIC SAFETY			1	100%	1
MEDICAL CITY DENTON			1	100%	1
Allen Health and Rehabilitation		1			1
PINELLAS CHD - CLEARWATER			1	100%	1
LPG COCONUT POINT - FAMILY/ INTERNAL MEDICINE		1			1
KIDSVILLE PEDIATRICS IV PA		1			1
CONCENTRA - TAMPA EAST		1			1
PEDIATRIC URGENT CARE CENTR OF FORT WORTH-LA GRAN			1	100%	1
SUNCOAST FAMILY MEDICAL ASSOCIATES			1	100%	1
Robinson Terrace Rehabilitation and Nursing Center		1			1
SANTA MONICA CA-UCLA MC			1	100%	1
CARDIOLOGY AND FITNESS MEDICINE		1			1
CROZER-CHESTER MEDICAL CENTER			1	100%	1
CHOTA COMMUNITY HEALTH SERVICES		1			1
JOHNSON & JOHNSON VISION CARE-VISTAKON			1	100%	1
SELF REGIONAL HEALTHCARE			1	100%	1
CLEVELAND CLINIC OHIO LABORATORIES			1	100%	1
FLAGLER MEDICAL ASSOCIATES PA			1	100%	1
STEPHENS COUNTY HOSPITAL			1	100%	1
SOMA MEDICAL CENTER PA #3 PALOMINO			1	100%	1
LIFELINK TRANSPLANT INSTITUTE LAB			1	100%	1
FLORIDA CLINICAL RESEARCH CENTER, LLC			1	100%	1

COVID-19: testing by laboratory

Data through Feb 16, 2021 verified as of Feb 17, 2021 at 09:25 AM

Data in this report are provisional and subject to change.

The numbers in the table below represent the number of Florida and non-Florida residents for whom test results were received by the Department of Health. A person can be tested by more than one laboratory and can have both positive and negative results. **Therefore, the sum of the numbers in each column will be larger than the total number of people tested.**

Reporting lab	Inconclusive	Negative	Positive	Percent positive	Total
FLORIDA ADVANCED MEDICAL AND DERM AESTHETICS LLC			1	100%	1
ST. VINCENT HOSPITAL			1	100%	1
BAYCARE OUTREACH LAB WH SOUTH			1	100%	1
CVS AZ9210POCT SCOTTSDALE		1			1
CVS MA41POCT TAUNTON		1			1
Kroger 670 - The Little Clinic Powell		1			1
PORTAGE MEDICAL CENTER			1	100%	1
INDIAN RIDGE		1			1
COASTAL ER IX, PHYSICIANS PREMIER			1	100%	1
THE LITTLE CLINIC, LLC			1	100%	1
CVS AZ7841POCT TUCSON		1			1
CAN COMMUNITY HEALTH LLC		1			1
NORTHWEST TEXAS HEALTHCARE SYSTEM,INC			1	100%	1
Monument Health Strugis Care Center		1			1
DERMDX, DIV OF AURORA DIAGNOSTICS/BERNHARDT LAB		1			1
BETHESDA HEALTH PHYSICIANS GROUP		1			1
FLORIDA CLINICAL LABORATORY INC DBA			1	100%	1
PCG MOLECULAR			1	100%	1
NONA MEDICAL ARTS		1			1
NEW YORK CITY DEPARTMENT OF HEALTH			1	100%	1
BRIDGEWATER PARK ASSISTED LIVING LLC			1	100%	1
LOUNDY		1			1
PRINCIPLE DIAGNOSTICS LLC			1	100%	1
DEPARTMENT OF HEALTH SERVICES			1	100%	1
MEMORIAL HERMANN MEDICAL GROUP-ATASCOCITA PEDS			1	100%	1
PALMETTO LANDING			1	100%	1
WINTER GARDEN CHILDREN'S HEALTH CENTERS			1	100%	1
CVS AZ5026POCT MESA		1			1
A.G. Rhodes		1			1
CANDLER HOSPITAL			1	100%	1
HAYS CLINICAL LAB			1	100%	1
TMH PHYSICIAN PARTNERS			1	100%	1
BICKERTON, DAWN		1			1
NORTHEAST TEXAS DIALYSIS		1			1
GOSHEN MEDICAL CENTER			1	100%	1
GENESEE COUNTY HEALTH DEPARTMENT		1			1
PINEVILLE PHARMACY			1	100%	1
HARDIN HEALTH INC		1			1
SIMPLY HEALTHCARE AND WELLNESS CLINIC, PC			1	100%	1
ADVENTHEALTH MEDICAL GROUP OBSTETRICS			1	100%	1
AURORA CONSOLIDATED LABORATORY			1	100%	1
BAYSTATE REFERENCE LABORATORY			1	100%	1
The Center at Centennial			1	100%	1
STAMFORD HOSPITAL			1	100%	1
Hillside Manor Rehabilitation and Extended Care Center		1			1
MEDSTAR HEALTH URGENT CARE			1	100%	1
Beth Sholom Home of Eastern Virginia			1	100%	1

COVID-19: testing by laboratory

Data through Feb 16, 2021 verified as of Feb 17, 2021 at 09:25 AM

Data in this report are provisional and subject to change.

The numbers in the table below represent the number of Florida and non-Florida residents for whom test results were received by the Department of Health. A person can be tested by more than one laboratory and can have both positive and negative results. **Therefore, the sum of the numbers in each column will be larger than the total number of people tested.**

Reporting lab	Inconclusive	Negative	Positive	Percent positive	Total
ALLEGANY COUNTY DEPARTMENT OF HEALTH		1			1
PATHLAB SERVICES			1	100%	1
ACCESS HEALTH CARE PHYSICIANS, LLC		1			1
FAIRVIEW HOSPITAL			1	100%	1
LANCASHIRE HALL NURSING AND REHABILITATION CENTER		1			1
Peninsula Nursing and Rehabilitation Center		1			1
Riviera Health Resort		1			1
RICHICHI FAMILY HEALTH			1	100%	1
NORTHERN KENTUCKY HEALTH DEPARTMENT			1	100%	1
EMERGENCY CARE SERVICES LAB AT JFK MEDICAL CENTER			1	100%	1
CVS NM8918POCT ALBUQUERQUE		1			1
Kroger 705 - The Little Clinic Richmond		1			1
DOCTORS CARE - AIKEN MALL			1	100%	1
WELLMED AT LINEBAUGH AVE			1	100%	1
Elm Crest Senior Living Community		1			1
HENRICO DOCTOR'S LABORATORY			1	100%	1
CACERES SPECIALIZED GYNECOLOGY		1			1
BAYSHORE DIALYSIS			1	100%	1
MERITUS MEDICAL CENTER			1	100%	1
Kroger 444 - The Little Clinic Dent		1			1
GATEWAY HEALTHCARE, PC			1	100%	1
OXY-GENLAB			1	100%	1
ADVENTHEALTH MEDICAL GROUP PEDIATRICS DIABETES &			1	100%	1
Kroger 699 - The Little Clinic Smyrna		1			1
LAKE COMMUNITY ACTION AGENCY		1			1
CVS TX1057POCT SAN ANTONIO		1			1
CORMEUM LAB SERVICES, LLC			1	100%	1
Kroger - KR070300083			1	100%	1
BROOKS REHAB			1	100%	1
NORTH BROWARD MEDICAL CENTER			1	100%	1
RESIDENCES AT MIAMI / REIGN GARDENS LLC, THE			1	100%	1
INTERNAL MEDICINE EMILIA MURRAY MD PA		1			1
Kroger 532 - The Little Clinic Murfreesboro		1			1
Excel Care Center			1	100%	1
KROGER 915 - THE LITTLE CLINIC ANDERSON			1	100%	1
Kroger 923 - The Little Clinic Centerville		1			1
SEWALLS POINT PHARMACY INC			1	100%	1
WillowBrooke Court at Westminster Village		1			1
MINUTECLINIC DIAGNOSTICS OF OKLAHOMA		1			1
REELFOOT FAMILY WALK-IN CLINIC		1			1
IVAN, MAYA			1	100%	1
Florence Nursing and Rehabilitation Center		1			1
XSTREMEMD			1	100%	1
MISSOURI DEPARTMENT OF HEALTH AND SENIOR SERVICES - STATE PH LAB		1			1
VA OPTOMETRY CLINIC			1	100%	1
ADVANTA LABS, LLC		1			1
Sage Bluff Health & Rehabilitation Center		1			1

COVID-19: testing by laboratory

Data through Feb 16, 2021 verified as of Feb 17, 2021 at 09:25 AM

Data in this report are provisional and subject to change.

The numbers in the table below represent the number of Florida and non-Florida residents for whom test results were received by the Department of Health. A person can be tested by more than one laboratory and can have both positive and negative results. **Therefore, the sum of the numbers in each column will be larger than the total number of people tested.**

Reporting lab	Inconclusive	Negative	Positive	Percent positive	Total
SOUTHEASTERN INTEGRATED MEDICAL PL			1	100%	1
MEDEXPRESS URGENT CARE - CABOT			1	100%	1
THE HEART HOSPITAL BAYLOR PLANO			1	100%	1
LEE MEMORIAL HOSPITAL OUTPATIENT SURGERY CENTER			1	100%	1
CVS MI8049POCT WATERFORD		1			1
FREDERICK MEMORIAL HOSPITAL			1	100%	1
PRIORITY CARE LLC			1	100%	1
NORTHEAST FLORIDA HEALTH SERVICES			1	100%	1
IRA FIALKO DO			1	100%	1
MEDCOR INC			1	100%	1
FAITH FAMILY PRACTICE			1	100%	1
SOUTH FLORIDA URGENT CARE CENTERS, LLC			1	100%	1
Williamstown Commons			1	100%	1
Ramsey Village		1			1
ADVANCE CARDIOVASCULAR IMAGING, INC			1	100%	1
SIGNATURE CARE COLLEGE STATION			1	100%	1
MIDWAY SPECIALTY CARE CENTER INC		1			1
DIXIE REGIONAL MEDICAL CENTER			1	100%	1
MINUTECLINIC DIAGNOSTIC OF VIRGINIA, LLC #1416		1			1
ANMED HEALTH MEDICAL CENTER			1	100%	1
EUGENE T FINAN, MD			1	100%	1
EAST SIDE CLINICAL LABORATORY			1	100%	1
CENTRAL FLORIDA HOSPITALIST			1	100%	1
Kroger 368 - The Little Clinic Frankfort West		1			1
MDS PHARMA SERVICES		1			1
THE NEW JEWISH HOME		1			1
Lenbrook		1			1
BAPTIST HOSPITAL EAST			1	100%	1
SANTA CLARA VALLEY MEDICAL CENTER			1	100%	1
CVS NM7242POCT ALBUQUERQUE		1			1
STEWART FLORIDA ALF, INC			1	100%	1
MEDEXPRESS-DOVER		1			1
A G RHODES HOME AT WESLEY WOODS		1			1
CONNECTICUT PEDIATRICS @ CHC		1			1
HEARTLAND OF ZEPHYRHILLS FL, LLC□			1	100%	1
BLACKBAG DIGITAL HEALTH LLC		1			1
Victory Health and Rehabilitation			1	100%	1
Walgreens #9278		1			1
ALLIED PHYSICIANS GROUP		1			1
HATLEY HEALTH CARE, INC		1			1
DECATUR MORGAN HOSPITAL - DECATUR GENE		1			1
Country View of Sunbury			1	100%	1
USC VERDUGO HILLS HOSPITAL			1	100%	1
CVS IL2297144CV CHICAGO		1			1
QUEST DIAGNOSTICS INCORPORATED			1	100%	1
Eddy Memorial Geriatric Center		1			1
PREMIUM HOME HEALTH CARE INC			1	100%	1

COVID-19: testing by laboratory

Data through Feb 16, 2021 verified as of Feb 17, 2021 at 09:25 AM

Data in this report are provisional and subject to change.

The numbers in the table below represent the number of Florida and non-Florida residents for whom test results were received by the Department of Health. A person can be tested by more than one laboratory and can have both positive and negative results. **Therefore, the sum of the numbers in each column will be larger than the total number of people tested.**

Reporting lab	Inconclusive	Negative	Positive	Percent positive	Total
ELEMENTS PHARMACY			1	100%	1
Senatobia Healthcare & Rehab		1			1
WEST DADE PEDIATRICS			1	100%	1
OHSU LABORATORY SERVICES		1			1
PROVIDENCE ST. PATRICK HOSPITAL			1	100%	1
CONTINENTAL HOME HEALTH CARE INC			1	100%	1
ADVANCED INDIVIDUALIZED MEDICINE OF NAPLES			1	100%	1
TUNIS STREET GROUP HOME		1			1
ANSWERS RESOURCE FACILITY		1			1
SEASONS HOSPICE AND PALLIATIVE CARE OF			1	100%	1
USA Healthcare LTC, LLC - Folsom Center for Rehabilitation & Healthca		1			1
Trucare Living Centers - Columbus		1			1
MISSISSIPPI VALLEY REGIONAL BLOOD CENTER			1	100%	1
LabCorp L#09258295 M#09258285			1	100%	1
MALUHIA		1			1
CAROMONT HEALTH			1	100%	1
HUNTSVILLE HOSPITAL			1	100%	1
CARDIAC AND VASCULAR CONSULTANTS MD PA		1			1
HALIFAX FAMILY HEALTH CENTER			1	100%	1
Waters of Covington		1			1
CORPORATION OF AMERICA		1			1
BROOKSVILLE REGIONAL HOSPITAL			1	100%	1
MEMORIAL HOSPITAL MIRAMAR WAIVED TESTING			1	100%	1
FAMILY MEDICAL CENTER OF HOLLYWOOD PA			1	100%	1
EH FARGO HOSPITAL LABORATORY			1	100%	1
HAWAII DEPARTMENT OF HEALTH LAB			1	100%	1
MORSELIFE HOME CARE INC			1	100%	1
MEDCARE-GARNERS FERRY			1	100%	1
CLINICAL PATHOLOGY LABORATORIES SOUTHEAST INC			1	100%	1
Community Care Center of Heritage House, LLC			1	100%	1
Rehab Select of Talladega		1			1
MEDEXPRESS URGENT CARE - WESTFIELD, E MAIN ST			1	100%	1
ATLANTIC DIAGNOSTICS			1	100%	1
CVS AZ33POCT TEMPE		1			1
WEST BOCA MEDICAL CENTER			1	100%	1
Vi at Aventura		1			1
Kroger 825 - The Little Clinic Dorothy Lane		1			1
Kroger 57 - The Little Clinic Jay C Charlestown		1			1
ST JOHNS EPISCOPAL HOSPITAL SOUTH SHORE		1			1
MEDERI CARETENDERS			1	100%	1
CLEVELAND CLINIC AKRON GENERAL			1	100%	1
LIBERTY HEALTH CENTER			1	100%	1
UNITYPOINT HEALTH TRINITY			1	100%	1
COLUMBIA CREST CARE & RAHAB		1			1
BASCOM PALMER EYE INSTITUTE			1	100%	1
POMPANO BEACH ARTIFICIAL KIDNEY CENTER			1	100%	1
HYDE PARK MEDICAL CENTER		1			1

COVID-19: testing by laboratory

Data through Feb 16, 2021 verified as of Feb 17, 2021 at 09:25 AM

Data in this report are provisional and subject to change.

The numbers in the table below represent the number of Florida and non-Florida residents for whom test results were received by the Department of Health. A person can be tested by more than one laboratory and can have both positive and negative results. **Therefore, the sum of the numbers in each column will be larger than the total number of people tested.**

Reporting lab	Inconclusive	Negative	Positive	Percent positive	Total
DOCTORS MEMORIAL HOSP HOME HEALTH CARE		1			1
ARIZA WELLNESS CARE LLC			1	100%	1
			1	100%	1
CAREHERE HUDSON BAY			1	100%	1
Wildwood Healthcare		1			1
Sunnybrook Rehabilitation Center			1	100%	1
MED FIRST IMMEDIATE CARE AND FAMILY PRACTICE			1	100%	1
CARENOW URGENT CARE – SPRING			1	100%	1
CVS PA2687POCT EXTON		1			1
CROSS CREEK HEALTH CARE		1			1
Tremont Health & Rehabilitation Center		1			1
IZ MEDICAL		1			1
PIONEER CLINICAL RESEARCH LLC			1	100%	1
ST ANTHONY'S PINELLAS CARE CLINIC			1	100%	1
ACCOMPLISHED HOME CARE		1			1
NEVADA DEPARTMENT OF HEALTH AND HUMAN SERVICES			1	100%	1
Bethany Manor		1			1
MEDPOST - NORTH DALLAS			1	100%	1
CHC SOUTHWEST FLORIDA LAB-LIVE			1	100%	1
FAST PACE URGENT CARE			1	100%	1
LAMARQUE DIALYSIS			1	100%	1
SOUTHWEST FLORIDA DIVISION LAB			1	100%	1
CARESPOT - OCOEE			1	100%	1
MEDICAL SPECIALISTS OF THE PALM BEACHES INC			1	100%	1
ACUPATH LABORATORIES INC			1	100%	1
LAKEVIEW REGIONAL HOSPITAL			1	100%	1
ALLIANCE MD DIRECT PRIMARY CARE			1	100%	1
SKIN WELLNESS PHYSICIANS LLC		1			1
PULMONARY MEDICINE		1			1
PORTSMOUTH REG. HOSPITAL			1	100%	1
Kroger 523 - The Little Clinic Dickson			1	100%	1
Glen Oaks Health and REhabilitation		1			1
MODERN URGENT CARE			1	100%	1
Kroger 777 - The Little Clinic Shelbyville		1			1
MOSAIC MEDICAL CENTER MARYVILLE			1	100%	1
NORTH FLORIDA CHILD DEVELOPMENT, INC			1	100%	1
CSI LABORATORIES FLORIDA			1	100%	1
The Palms Nursing and Rehabilitation		1			1
Kroger 667 - The Little Clinic Litchfield Park		1			1
GOOD SAMARITAN SOCIETY - DE SMET		1			1
MEDEXPRESS URGENT CARE CHICOPEE			1	100%	1
WALGREENS #15291		1			1
UPMC NORTHWEST HOSPITAL			1	100%	1
USF PHYSICIANS GROUP			1	100%	1
Broomall Manor		1			1
GEORGETOWN URGENT CARE			1	100%	1
Waddell Nursing & Rehab Center		1			1

COVID-19: testing by laboratory

Data through Feb 16, 2021 verified as of Feb 17, 2021 at 09:25 AM

Data in this report are provisional and subject to change.

The numbers in the table below represent the number of Florida and non-Florida residents for whom test results were received by the Department of Health. A person can be tested by more than one laboratory and can have both positive and negative results. **Therefore, the sum of the numbers in each column will be larger than the total number of people tested.**

Reporting lab	Inconclusive	Negative	Positive	Percent positive	Total
QUICKCARE HEALTH, INC			1	100%	1
FAIRFIELD MEDICAL CENTER			1	100%	1
Kroger 717 - The Little Clinic Dolphin Drive			1	100%	1
BROOKDALE FORT MYERS LAKES PARK			1	100%	1
CVS TX7603POCT SAGINAW		1			1
ELITE MEDICAL LABORATORY SOLUTIONS LLC			1	100%	1
Birmingham Nursing and Rehabilitation East LLC		1			1
KANA MEDICAL			1	100%	1
1ST MED DOTHAN			1	100%	1
Brookdale Southside			1	100%	1
COVENANT HEALTH		1			1
EASTGENE LABORATORIES		1			1
MARTIN ARMY COMMUNITY HOSPITAL			1	100%	1
ST JOHNS MEDICAL CENTER		1			1
CARE STATION MEDICAL GROUP		1			1
DIVERSE MEDICAL CARE LLC			1	100%	1
Longwood Community Living Center		1			1
PANCARE HEALTH - CARR ELEM & MIDDLE SCHOOL			1	100%	1
CHILTON MEDICAL CENTER		1			1
SANTA ROSA PEDIATRICS			1	100%	1
BLAKE AT PENSACOLA OPERATION CO, LLC, THE			1	100%	1
Kroger 524 - The Little Clinic Iron Bridge Road		1			1
Kroger 379 - The Little Clinic Stony Brook		1			1
SUMMIT LABORATORY			1	100%	1
Central Park Healthcare & Rehabilitation Center		1			1
UABC			1	100%	1
STONECREST MEDICAL CENTER		1			1
ALPHA 1 ANTITRYPSIN RESEARCH PROGRAM			1	100%	1
Village Green Health & Rehabilitation		1			1
DOCTOR TODAY URGENT CARE			1	100%	1
DONALSONVILLE HOSPITAL			1	100%	1
DIGNITY HEALING LLC			1	100%	1
PRIMARY HEALTH CARE ASSOCIATES INC			1	100%	1
TARRYTOWN PHARMACY			1	100%	1
DSI LABORATORIES-NAPLES-7TH			1	100%	1
ACCESS MEDICAL GROUP OF TAMPA INC			1	100%	1
MEMORIAL HEALTH SYSTEM		1			1
CVS AZ69POCT PEORIA		1			1
SONNI'S PEDIATRICS			1	100%	1
RML PHARMACY PC		1			1
CHESAPEAKE REGIONAL MEDICAL CENTER			1	100%	1
REGIONAL MEDICAL LABORATORY			1	100%	1
HCL LABORATORIES			1	100%	1
West Melbourne Health and Rehabilitation Center			1	100%	1
MINNESOTA DEPARTMENT OF HEALTH LABORATORY			1	100%	1
SEACOAST PATHOLOGY PROFESSIONAL ASSOC		1			1
FHPG_EXP CARE PALM HARBOR			1	100%	1

COVID-19: testing by laboratory

Data through Feb 16, 2021 verified as of Feb 17, 2021 at 09:25 AM

Data in this report are provisional and subject to change.

The numbers in the table below represent the number of Florida and non-Florida residents for whom test results were received by the Department of Health. A person can be tested by more than one laboratory and can have both positive and negative results. **Therefore, the sum of the numbers in each column will be larger than the total number of people tested.**

Reporting lab	Inconclusive	Negative	Positive	Percent positive	Total
CFCH - FROSTPROOF			1	100%	1
HEALTH AND WELLNESS URGENT CARE LLC			1	100%	1
CVS OH6167POCT ASHLAND		1			1
Acts Manor House		1			1
CELEBRATION HOSPITAL			1	100%	1
LIFELINK OF FLORIDA			1	100%	1
FAMILY MEDICINE AT KISSIMMEE		1			1
ROYAL CARE MEDICAL CENTER			1	100%	1
ASPIRUS WAUSAU HOSPITAL			1	100%	1
INTERNAL MEDICINE GROUP OF CENTRAL FLORIDA			1	100%	1
HEALTHPARTNERS HUDSON CLINIC			1	100%	1
Kroger 541 - The Little Clinic Long Hollow Pike		1			1
BMC/NASSAU			1	100%	1
RAPID CITY REGIONAL HOSPITAL -579 ATTN. LABORATORY		1			1
MEDEXPRESS URGENT CARE - ST CLAIR, CLOVER DR.		1			1
Kroger 683 - The Little Clinic Foothills Plaza		1			1
NHC Chattanooga			1	100%	1
MIAMI CEREBRAL PALSY RESIDENTIAL			1	100%	1
ADVENT HEALTH - OWASA			1	100%	1
LAB PLUS, LLC			1	100%	1
RIVIERA BEACH HEALTH CENTER LAB			1	100%	1
CHRISTIAN REST HOME ASSOC		1			1
Shoreline Care Center			1	100%	1
SACRED HEART HEALTH SYSTEM- MIDWIFE PROGRAM			1	100%	1
MY URGENT CARE CLINIC			1	100%	1
TITUS REGIONAL MEDICAL CENTER			1	100%	1
HEALTHCARE AND REHAB OF SANFORD			1	100%	1
DOCTORS HEARING			1	100%	1
MERRILL GARDENS AT CHAMPIONSGATE			1	100%	1
KENT		1			1
107TH PLACE GROUP HOME		1			1
ST. PETERSBURG PEDIATRICS-SEMINOLE			1	100%	1
ARCADIA DIALYSIS CENTER			1	100%	1
COMMUNITY MEDICAL CENTER-ORANGE CITY		1			1
HALEYVILLE HEALTH CARE CENTER		1			1
ICARE		1			1
SHARON REGIONAL MEDICAL CENTER			1	100%	1
NATIONAL INSTITUTES OF HEALTH CLINICAL CENTER			1	100%	1
SLIDELL MEMORIAL HOSPITAL			1	100%	1
THE CHILDREN'S HOSPITAL OF PHILADELPHIA		1			1
CVS NV5286POCT HENDERSON		1			1
SUNCOAST PRIMARY CARE LLC			1	100%	1
NORTHSIDE HOSPITAL DULUTH			1	100%	1
NORTH SHORE HEMATOLOGY-ONCOLOGY ASSOCI		1			1
CVS NV8784POCT LAS VEGAS		1			1
ATHENS LIMESTONE HOSPITAL		1			1
JUP Serology SubSection			1	100%	1

COVID-19: testing by laboratory

Data through Feb 16, 2021 verified as of Feb 17, 2021 at 09:25 AM

Data in this report are provisional and subject to change.

The numbers in the table below represent the number of Florida and non-Florida residents for whom test results were received by the Department of Health. A person can be tested by more than one laboratory and can have both positive and negative results. **Therefore, the sum of the numbers in each column will be larger than the total number of people tested.**

Reporting lab	Inconclusive	Negative	Positive	Percent positive	Total
TEVAPHARM			1	100%	1
ROAN MOUNTAIN MEDICAL CENTER			1	100%	1
EVENING PEDIATRICS INC			1	100%	1
MINUTE-CLINIC DIAGNOSTIC OF VIRGINIA, LLC #3949		1			1
ST. JOHN HOSPITAL & MEDICAL CENTER			1	100%	1
LOGAN COUNTY HOSPITAL			1	100%	1
VALUE DRUGS BRONXVILLE INC		1			1
MANOR CARE OF DELRAY BEACH FL LLC		1			1
MEDEXPRESS URGENT CARE - BECKLEY		1			1
WW Chem Auto SS			1	100%	1
HILTON HEAD HOSPITAL/INPATIENT			1	100%	1
KIOSK MEDICINE OF KENTUCKY LLC		1			1
SPHERE DX			1	100%	1
Vibralfife of El Paso Rehabilitation Center			1	100%	1
WORKFORCE HEALTH DEPARTMENT			1	100%	1
AESTHETIC PHYSICIANS PC			1	100%	1
Advanced Rehabilitation of Vernon		1			1
GENESIS HEALTH SYSTEM			1	100%	1
QLABS			1	100%	1
FIVE STAR PREMIER RESIDENCES OF POMPANO BEACH			1	100%	1
THE MEDICAL CENTER			1	100%	1
SACRED HEART HOSPITAL NURSING			1	100%	1
MISSION HOSPITAL – MEMORIAL CAMPUS			1	100%	1
MEDCOR CORPORATE CLINIC			1	100%	1
ROYAL OAK MEDICAL CENTER LLC DBA CHARACTER FAMILY			1	100%	1
TITUSVILLE REHABILITATION AND NURSING CENTER		1			1
HOSPICE OF THE FLORIDA SUNCOAST,THE		1			1
HUMC		1			1
EASTSIDE URGENT CARE			1	100%	1
PATHOLOGY		1			1
TIMPANOGOS REGIONAL HOSPITAL			1	100%	1
ADAMS COUNTY HEALTH DEPARTMENT			1	100%	1
VANAJA SUREDDI MD PA			1	100%	1
CONCORDIA MANOR			1	100%	1
SIGNATURE CARE MEMORIAL CITY			1	100%	1
DEERFIELD BEACH REHABILITATION AND NURSING			1	100%	1
DAYTONA BEACH HEALTH AND REHAB CENTER		1			1
JOSHUA E CHESIR MD		1			1
TRUMAN MEDICAL CENTER - HOSPITAL HILL			1	100%	1
SOUTH FLORIDA RESEARCH ORGANIZATION			1	100%	1
SC-GA2018 THE RIDGE REHABILITATION & H		1			1
ALPHA CLINICAL LABORATORY CORP.			1	100%	1
CTMD MEDICAL CENTER, PA			1	100%	1
SOUTHWESTERN STATE HOSPITAL LABORATORY			1	100%	1
FLORIDA KEYS PED AND ADOLES CTR			1	100%	1
PROMUS DIAGNOSTICS, LLC			1	100%	1
STEWART MEDICAL GROUP INC			1	100%	1

COVID-19: testing by laboratory

Data through Feb 16, 2021 verified as of Feb 17, 2021 at 09:25 AM

Data in this report are provisional and subject to change.

The numbers in the table below represent the number of Florida and non-Florida residents for whom test results were received by the Department of Health. A person can be tested by more than one laboratory and can have both positive and negative results. **Therefore, the sum of the numbers in each column will be larger than the total number of people tested.**

Reporting lab	Inconclusive	Negative	Positive	Percent positive	Total
CAROLINAS HEALTHCARE SYSTEM LAB			1	100%	1
CVS HEALTH, #5962		1			1
RED BUG LAKE ROAD OVIEDO COVID			1	100%	1
MINUTE CLINIC DIAGNOSTIC PA			1	100%	1
CARENOW MIDTOWN			1	100%	1
BELLMORE PEDIATRICS		1			1
STATE OF CALIFORNIA DOH SERVICES			1	100%	1
MEMORIAL HOSPITAL - BELLEVILLE			1	100%	1
BETHESDA DIALYSIS			1	100%	1
LAS PALMAS MEDICAL CENTER			1	100%	1
LYSTER MAIN LAB, FT RUCKER		1			1
HALIFAX HEALTH PRIMARY CARE			1	100%	1
Wexner Heritage House			1	100%	1
SOUTHERN HILLS MEDICAL CENTER			1	100%	1
TITUSVILLE CENTER FOR SURGICAL EXCELLENCE LLC		1			1
CLARKSVILLE HEALTH SYSTEM			1	100%	1
HALIFAX HEALTH PRIMARY CARE ORMOND			1	100%	1
WASHINGTONVILLE PHARMACY INC		1			1
PUBLIX PHARMACY # 1236			1	100%	1
BROADWAY HEALTH FLORIDA MEDICAL CLINIC URGENT CARE			1	100%	1
LANGLEY DIALYSIS			1	100%	1
MEDICAL LIFE-INC GUIDEWELL EMERGENCY MEDICINE			1	100%	1
FHPG SURGICAL ASSOCIATES OF EAST PASCO			1	100%	1
IM&P WELLNES CENTER			1	100%	1
BIOMERIEUX			1	100%	1
CVS PA1296POCT DREXEL HILL		1			1
Hawthorne House		1			1
PINEBROOK CARE AND REHABILITATION CENTER			1	100%	1
ORLANDO HEALTH MEDICAL GROUP			1	100%	1
AURORA MEDICAL CENTER-KENOSHA			1	100%	1
Kroger 531 - The Little Clinic Waterville		1			1
WEST CARVER MEDICAL ASSOCIATES		1			1
MED BAR LLC		1			1
AVERA ST. MARY'S HOSPITAL			1	100%	1
WINNIFRED ASSISTED LIVING FACILITY INC		1			1
LIFESPAN HEALTH - SELMER		1			1
MANHATTAN COLLEGE HEALTH SERVICES		1			1
THEDACARE FAMILY MEDICINE GATEWAY			1	100%	1
WALGREEN#12147		1			1
Court House Center		1			1
MED-LAKE LABORATORY			1	100%	1
MEDONE URGENT CARE			1	100%	1
NYU LANGONE AMBULATORY CARE LAKE SUCCE		1			1
MERCY GENERAL HOSPITAL			1	100%	1
Life Care Center of Auburn		1			1
WEST FLORIDA MEDICAL ASSOCIATES PA			1	100%	1
ENCOMPASS HEALTH REHABILITATION OF ALTAMONTE			1	100%	1

COVID-19: testing by laboratory

Data through Feb 16, 2021 verified as of Feb 17, 2021 at 09:25 AM

Data in this report are provisional and subject to change.

The numbers in the table below represent the number of Florida and non-Florida residents for whom test results were received by the Department of Health. A person can be tested by more than one laboratory and can have both positive and negative results. **Therefore, the sum of the numbers in each column will be larger than the total number of people tested.**

Reporting lab	Inconclusive	Negative	Positive	Percent positive	Total
BAPTIST MEDICAL PLAZA AT WESTCHESTER			1	100%	1
CRYSTAL RIVER FIRE DEPARTMENT			1	100%	1
BEAUMONT URGENT CARE		1			1
UNIVERSITY OF MIAMI PRIMARY CARE SITE UMHC 3039			1	100%	1
BAPTIST HEALTH SURGERY CENTER			1	100%	1
St. Josephs Hospital			1	100%	1
WEST PALM BEACH PHARMACEUTICALS LLC			1	100%	1
CVS MA2125POCT NATICK		1			1
THE CLINIC ON SIXTH			1	100%	1
GILBERT MEDICAL GROUP			1	100%	1
UHS BINGHAMTON GENERAL			1	100%	1
PM PEDIATRICS PC			1	100%	1
MORGAN STANELY HEALTH CENTER		1			1
CVS TX10016POCT PRINCETON		1			1
PRIMACARE MEDICAL LAKEWOOD			1	100%	1
Kroger 395 - The Little Clinic Blanchester		1			1
INSTANT MEDICAL CARE CENTER			1	100%	1
PEACE HEALTH FAMILY MEDICINE AT 87TH AVE		1			1
SOUTHWOOD NURSING & RETIREMENT CENTER		1			1
QC LABORATORY			1	100%	1
ACCESS FAMILY CARE LLC			1	100%	1
NORWALK HOSPITAL			1	100%	1
VIP FAMILY PRACTICE			1	100%	1
TREASURE COAST PRIMARY CARE		1			1
Sanford Health & Rehabilitation			1	100%	1
CAREHERE LLC			1	100%	1
SHAMRA MEDICAL LABORATORY			1	100%	1
SKY RIDGE MEDICAL CENTER - MICRO			1	100%	1
Brown Memorial Home		1			1
OHIOHEALTH URGENT CARE			1	100%	1
GARDENS AT MAPLEWOOD			1	100%	1
CVS CA9715POCT THOUSAND OAKS		1			1
SOLARIS HEALTHCARE PLANT CITY		1			1
Holly Hill Healthcare Center			1	100%	1
PELICAN STATE OUTPATIENT CENTER			1	100%	1
FIU HEALTH CARE CENTER			1	100%	1
MAYO CLINIC BEACHES PRIMARY CARE CTR		1			1
CVS TN4624POCT KNOXVILLE			1	100%	1
NORTH RIVER FAMILY HEALTH CENTER			1	100%	1
MINUTECLINIC, LLC #07876			1	100%	1
CENTRAL JERSEY URGENT CARE OF EATONTOW		1			1
EAST FL CORE LAB			1	100%	1
MARYLAND DEPARTMENT OF HEALTH AND MENTAL HYGIENE-LABORATORIES			1	100%	1
CARING PROFESSIONAL HEALTH CARE LLC		1			1
TMH CANCER CENTER LABORATORY			1	100%	1
OCALA RKC EAST HEMO #1			1	100%	1
Kroger 367 - The Little Clinic Walton		1			1

COVID-19: testing by laboratory

Data through Feb 16, 2021 verified as of Feb 17, 2021 at 09:25 AM

Data in this report are provisional and subject to change.

The numbers in the table below represent the number of Florida and non-Florida residents for whom test results were received by the Department of Health. A person can be tested by more than one laboratory and can have both positive and negative results. **Therefore, the sum of the numbers in each column will be larger than the total number of people tested.**

Reporting lab	Inconclusive	Negative	Positive	Percent positive	Total
WEST BOYNTON DIALYSIS			1	100%	1
SPECTRUM LABORATORY			1	100%	1
MEDICAL ASSOCIATES OF PINELLAS - LAB			1	100%	1
THE TOLEDO HOSPITAL			1	100%	1
PRISMA HEALTH TUOMEY LABORATORY			1	100%	1
Mountain View Manor			1	100%	1
Kroger 895 - The Little Clinic Green Hills		1			1
TENNOVA ER - SANGO			1	100%	1
LAKELAND REGIONAL HEALTH GRASSLANDS		1			1
SHRIVERS PHARMACY AND WELLNESS CENTER			1	100%	1
MEDICAL CITY NORTH HILLS			1	100%	1
STANDIFER PLACE		1			1
Mayfair Village Nursing Care Center		1			1
NORTHSIDE FAMILY MEDICINE		1			1
RAJ K PAI MD PA			1	100%	1
PROVIDENCE ST PETER HOSPITAL		1			1
LANTANA HC LAB			1	100%	1
Chateau Living Center			1	100%	1
Total	86,526	15,844,134	2,369,671	13%	18,300,331