

COVID-19: summary of cases and monitoring

Data through Feb 18, 2021 verified as of Feb 19, 2021 at 09:25 AM

Data in this report are provisional and subject to change.

Cases: people with positive PCR or antigen test result

Total cases	1,856,427
Florida residents	1,822,644
Non-Florida residents	33,783
Type of testing	
Florida residents	1,822,644
Positive by BPHL/CDC	67,040
Positive by commercial/hospital lab	1,755,604
PCR positive	1,487,253
Antigen positive	335,391
Non-Florida residents	33,783
Positive by BPHL/CDC	848
Positive by commercial/hospital lab	32,935
PCR positive	23,489
Antigen positive	10,294
Characteristics	
Florida residents hospitalized	77,408
Florida resident deaths	29,692
Non-Florida resident deaths	522

Hospitalized counts include anyone who was hospitalized at some point during their illness. It does not reflect the number of people currently hospitalized.

More information on deaths identified through death certificate data is available on the National Center for Health Statistics website at www.cdc.gov/nchs/nvss/vsrr/COVID19/index.htm.

Cases: people with positive PCR or antigen test result

Risk factors for Florida residents	
Traveled	14,549
Contact with a known case	696,910
Traveled and contact with a known case	19,870
Neither	1,091,315
No travel and no contact	210,805
Travel is unknown	641,280
Contact is unknown	399,770
Contact is pending	418,946

Travel can be unknown and contact can be unknown or pending for the same case, these numbers will sum to more than the "neither" total.

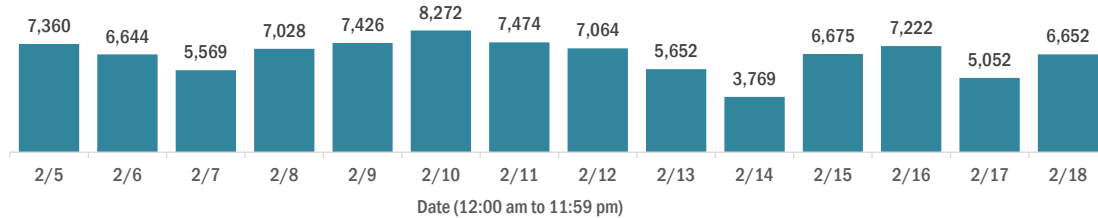
COVID-19: summary of laboratory testing

Data through Feb 18, 2021 verified as of Feb 19, 2021 at 09:25 AM

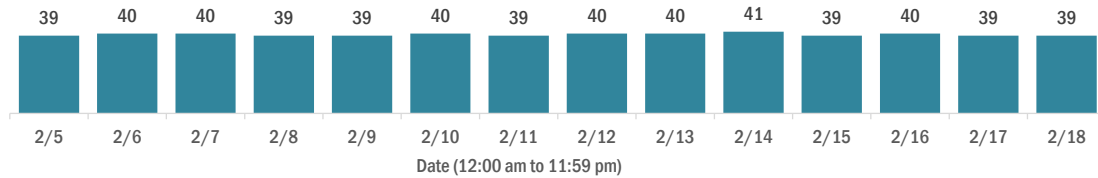
Data in this report are provisional and subject to change.

Cases in Florida residents per day for the past 2 weeks

Number of cases per day



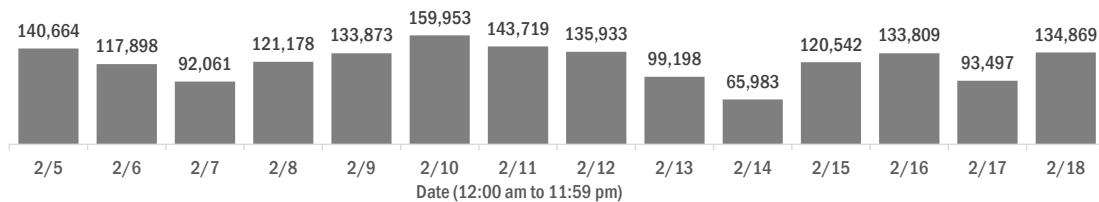
Median age of cases by day



Laboratory testing for Florida residents over the past 2 weeks

Number of Florida residents tested per day

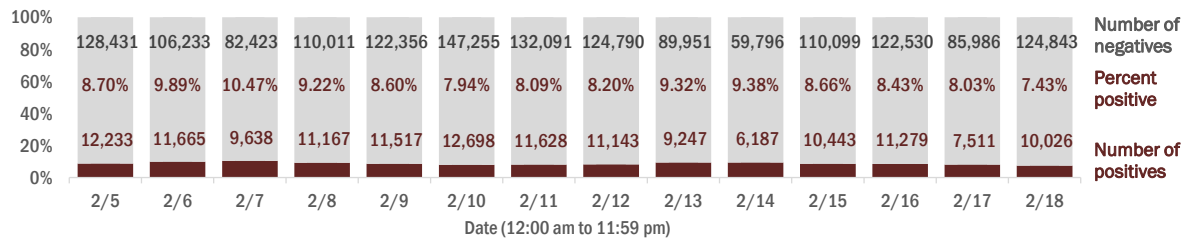
These counts include the number of people for whom the Department received PCR or antigen laboratory results by day. People tested on multiple days will be included for each day a new result was received. A person is only counted once for each day they are tested, regardless of whether multiple specimens are tested or multiple results are received.



Number and percent of Florida residents with positive test results

The percent of positive results ranged from 7.43% to 10.47% over the past 2 weeks and was 7.43% yesterday.

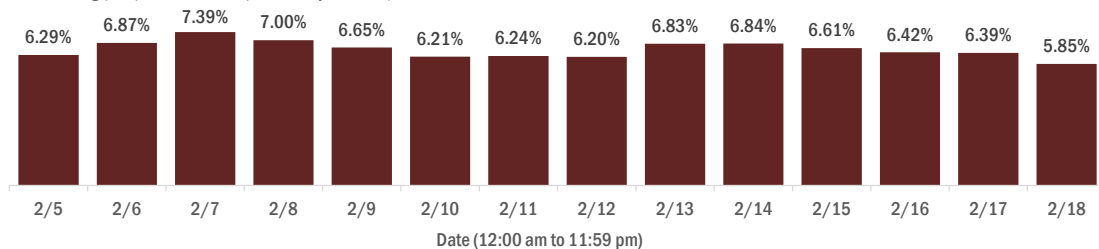
These counts include the number of people for whom the Department received PCR or antigen laboratory results by day. People tested on multiple days will be included for each day a new result was received. A person is only counted once for each day they are tested, regardless of whether multiple specimens are tested or multiple results are received. If a person has a positive specimen and a negative specimen in the same day, only the positive result is counted.



Percent positivity for new cases in Florida residents

The percent of positive results ranged from 5.85% to 7.39% over the past 2 weeks and was 5.85% yesterday.

This percent is the number of people who test PCR- or antigen-positive for the first time divided by all the people tested that day, excluding people who have previously tested positive.



COVID-19: characteristics of 1,822,644 Florida resident cases

Data through Feb 18, 2021 verified as of Feb 19, 2021 at 09:25 AM

Data in this report are provisional and subject to change.

Age group	Cases		Hospitalizations		Deaths	
0-4 years	35,653	2%	505	1%	0	0%
5-14 years	110,224	6%	477	1%	5	0%
15-24 years	280,252	15%	1,905	2%	39	0%
25-34 years	317,311	17%	3,763	5%	152	1%
35-44 years	282,059	15%	5,674	7%	443	1%
45-54 years	277,923	15%	8,791	11%	1,107	4%
55-64 years	240,328	13%	13,047	17%	3,142	11%
65-74 years	152,440	8%	16,177	21%	6,301	21%
75-84 years	84,874	5%	16,106	21%	9,051	30%
85+ years	40,331	2%	10,958	14%	9,452	32%
Unknown	1,249	0%	5	0%	0	0%
Total	1,822,644		77,408		29,692	

Gender	Cases	
Female	952,837	52%
Male	856,349	47%
Unknown	13,458	1%
Total	1,822,644	

Ethnicity	Cases		Hospitalizations		Deaths	
Hispanic	576,623	32%	19,710	25%	6,850	23%
Non-Hispanic	868,288	48%	53,820	70%	20,752	70%
Unknown	377,733	21%	3,878	5%	2,090	7%
Total	1,822,644		77,408		29,692	

Race and ethnicity	Cases		Hospitalizations		Deaths	
White	1,012,907	56%	50,331	65%	21,565	73%
Hispanic	384,287	21%	13,932	18%	5,369	18%
Non-Hispanic	551,647	30%	34,793	45%	15,160	51%
Unknown	76,973	4%	1,606	2%	1,036	3%
Black	240,363	13%	16,077	21%	4,716	16%
Hispanic	13,863	1%	670	1%	189	1%
Non-Hispanic	205,997	11%	15,061	19%	4,352	15%
Unknown	20,503	1%	346	0%	175	1%
Other race	269,805	15%	8,744	11%	2,455	8%
Hispanic	136,201	7%	4,631	6%	1,115	4%
Non-Hispanic	91,927	5%	3,709	5%	1,129	4%
Unknown	41,677	2%	404	1%	211	1%
Unknown race	299,569	16%	2,256	3%	956	3%
Hispanic	42,272	2%	477	1%	177	1%
Non-Hispanic	18,717	1%	257	0%	111	0%
Unknown	238,580	13%	1,522	2%	668	2%
Total	1,822,644		77,408		29,692	

Hospitalization counts include anyone who was hospitalized at some point during their illness. It does not reflect the number of people currently hospitalized. **Other race** includes any person with a race of American Indian/Alaskan native, Asian, native Hawaiian/Pacific Islander, or other.

COVID-19: deaths in Florida residents and staff of long-term care facilities

Data through Feb 18, 2021 verified as of Feb 19, 2021 at 09:25 AM

Data in this report are provisional and subject to change.

For current cases in residents or staff of long-term care facilities, please visit: <https://floridahealthcovid19.gov/>

County	Deaths		County	Deaths		County	Deaths	
Palm Beach	994	10%	Martin	152	1%	Gilchrist	17	0%
Dade	977	9%	Hernando	144	1%	Calhoun	15	0%
Pinellas	843	8%	Osceola	132	1%	Gadsden	15	0%
Broward	613	6%	Charlotte	127	1%	Wakulla	15	0%
Hillsborough	527	5%	Indian River	112	1%	Gulf	14	0%
Polk	406	4%	Clay	111	1%	Bradford	13	0%
Brevard	371	4%	Jackson	85	1%	Washington	13	0%
Duval	368	4%	Leon	85	1%	Baker	12	0%
Sarasota	366	4%	Bay	84	1%	Flagler	12	0%
Orange	362	4%	St. Johns	81	1%	Jefferson	10	0%
Lee	328	3%	Highlands	79	1%	Holmes	9	0%
Volusia	274	3%	Santa Rosa	76	1%	Lafayette	8	0%
Escambia	262	3%	Alachua	60	1%	Franklin	7	0%
Marion	251	2%	Suwannee	56	1%	Levy	7	0%
St. Lucie	227	2%	Columbia	47	0%	Desoto	6	0%
Seminole	215	2%	Sumter	45	0%	Dixie	4	0%
Pasco	214	2%	Putnam	34	0%	Monroe	4	0%
Lake	207	2%	Nassau	32	0%	Taylor	3	0%
Collier	182	2%	Walton	28	0%	Hardee	2	0%
Manatee	181	2%	Hendry	25	0%	Hamilton	1	0%
Citrus	170	2%	Okeechobee	23	0%	Liberty	1	0%
Okaloosa	157	2%	Madison	19	0%	Total	10,320	

Note: cases are summarized by the county of usual residence. Residents and staff may be cases associated with facilities that are not in their county of usual residence, resulting in cases being included below for counties that do not have facilities with known cases.

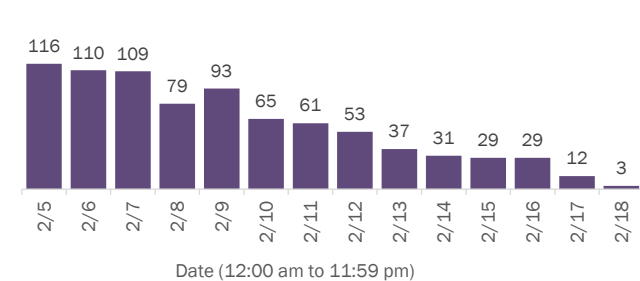
COVID-19: cases in Florida residents who have died

Data through Feb 18, 2021 verified as of Feb 19, 2021 at 09:25 AM

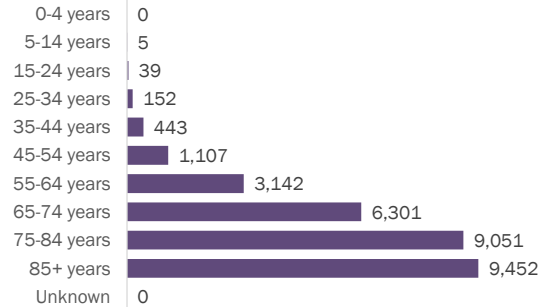
Data in this report are provisional and subject to change.

Demographics for all identified COVID-19 deaths: 29,692

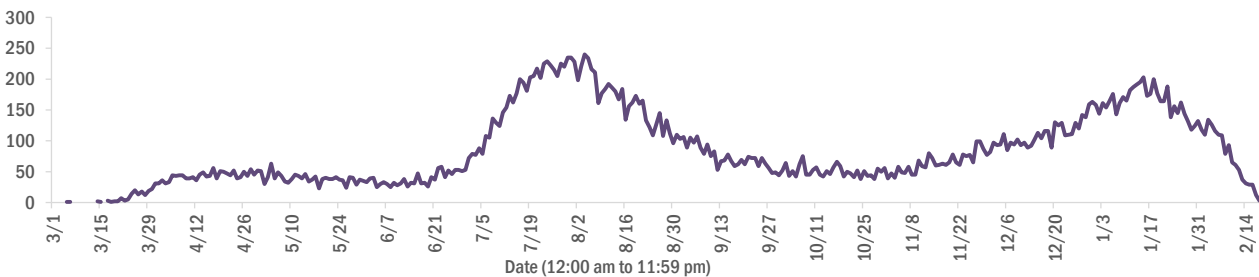
Deaths by date of death for the past 2 weeks



Deaths by age group



Deaths by date of death since March 2020



Age group	Deaths	Cases	Case fatality rate	Mortality rate per 100,000 population
0-4 years	0	35,653	0.0%	0.0
5-14 years	5	110,224	0.0%	0.2
15-24 years	39	280,252	0.0%	1.6
25-34 years	152	317,311	0.0%	5.4
35-44 years	443	282,059	0.2%	17.0
45-54 years	1,107	277,923	0.4%	39.7
55-64 years	3,142	240,328	1.3%	108.6
65-74 years	6,301	152,440	4.1%	259.6
75-84 years	9,051	84,874	10.7%	644.5
85+ years	9,452	40,331	23.4%	1636.6
Unknown	0	1,249	0.0%	
Total	29,692	1,822,644	1.6%	137.5

Race	Deaths	Cases	Case fatality rate	Mortality rate per 100,000 population
White	21,565	1,012,907	2.1%	129.1
Black	4,716	240,363	2.0%	128.9
Other	2,455	269,805	0.9%	197.3
Unknown	956	299,569	0.3%	
Total	29,692	1,822,644	1.6%	137.5

Gender	Deaths	Cases	Case fatality rate	Mortality rate per 100,000 population
Male	16,599	856,349	1.9%	157.2
Female	13,093	952,837	1.4%	118.6
Unknown	0	13,458	0.0%	
Total	29,692	1,822,644	1.6%	137.5

Ethnicity	Deaths	Cases	Case fatality rate	Mortality rate per 100,000 population
Hispanic	6,850	576,623	1.2%	120.6
Non-Hispanic	20,752	868,288	2.4%	130.3
Unknown	2,090	377,733	0.6%	
Total	29,692	1,822,644	1.6%	137.5

COVID-19: characteristics of 1,822,644 cases

Data through Feb 18, 2021 verified as of Feb 19, 2021 at 09:25 AM

Data in this report are provisional and subject to change.

Tables below include cases in Florida residents and non-Florida residents.

All 67 Florida counties have cases:

County	FL resident cases		Non-FL resident cases	Total cases	FL resident deaths	FL death rate
Dade	394,725	<div><div></div></div> 22%	4,868	399,593	5,270	1.3%
Broward	186,052	<div><div></div></div> 10%	2,164	188,216	2,310	1.2%
Palm Beach	114,740	<div><div></div></div> 6%	1,945	116,685	2,394	2.1%
Orange	109,716	<div><div></div></div> 6%	1,462	111,178	1,069	1.0%
Hillsborough	107,315	<div><div></div></div> 6%	903	108,218	1,447	1.3%
Duval	85,867	<div><div></div></div> 5%	1,405	87,272	1,075	1.3%
Pinellas	62,884	<div><div></div></div> 3%	1,582	64,466	1,411	2.2%
Lee	54,429	<div><div></div></div> 3%	1,848	56,277	864	1.6%
Polk	55,083	<div><div></div></div> 3%	390	55,473	1,101	2.0%
Osceola	35,269	<div><div></div></div> 2%	580	35,849	417	1.2%
Volusia	33,008	<div><div></div></div> 2%	552	33,560	633	1.9%
Escambia	29,621	<div><div></div></div> 2%	3,426	33,047	607	2.0%
Brevard	32,107	<div><div></div></div> 2%	568	32,675	721	2.2%
Pasco	32,001	<div><div></div></div> 2%	288	32,289	630	2.0%
Manatee	30,281	<div><div></div></div> 2%	611	30,892	570	1.9%
Collier	28,545	<div><div></div></div> 2%	1,015	29,560	440	1.5%
Leon	27,659	<div><div></div></div> 2%	838	28,497	272	1.0%
Marion	26,723	<div><div></div></div> 1%	109	26,832	722	2.7%
Seminole	26,220	<div><div></div></div> 1%	200	26,420	410	1.6%
Sarasota	25,173	<div><div></div></div> 1%	1,179	26,352	704	2.8%
Lake	23,454	<div><div></div></div> 1%	332	23,786	534	2.3%
Alachua	21,812	<div><div></div></div> 1%	250	22,062	206	0.9%
St. Lucie	21,271	<div><div></div></div> 1%	136	21,407	526	2.5%
St. Johns	19,461	<div><div></div></div> 1%	266	19,727	184	0.9%
Okaloosa	18,024	<div><div></div></div> 1%	188	18,212	319	1.8%
Bay	17,485	<div><div></div></div> 1%	684	18,169	329	1.9%
Santa Rosa	16,485	<div><div></div></div> 1%	211	16,696	250	1.5%
Clay	16,424	<div><div></div></div> 1%	38	16,462	297	1.8%
Hernando	10,818	<div><div></div></div> 1%	83	10,901	387	3.6%
Indian River	10,610	<div><div></div></div> 1%	91	10,701	253	2.4%
Charlotte	10,293	<div><div></div></div> 1%	157	10,450	345	3.4%
Martin	10,074	<div><div></div></div> 1%	184	10,258	273	2.7%
Citrus	9,434	<div><div></div></div> 1%	75	9,509	380	4.0%
Sumter	7,636	<div><div></div></div> 0%	78	7,714	226	3.0%
Columbia	7,535	<div><div></div></div> 0%	36	7,571	149	2.0%

County	FL resident cases		Non-FL resident cases	Total cases	FL resident deaths	FL death rate
Nassau	7,133	<div><div></div></div> 0%	414	7,547	107	1.5%
Highlands	6,988	<div><div></div></div> 0%	68	7,056	294	4.2%
Walton	6,172	<div><div></div></div> 0%	705	6,877	81	1.3%
Jackson	5,790	<div><div></div></div> 0%	62	5,852	146	2.5%
Putnam	5,740	<div><div></div></div> 0%	17	5,757	120	2.1%
Flagler	5,672	<div><div></div></div> 0%	70	5,742	86	1.5%
Monroe	5,356	<div><div></div></div> 0%	301	5,657	44	0.8%
Gadsden	5,349	<div><div></div></div> 0%	16	5,365	80	1.5%
Suwannee	5,045	<div><div></div></div> 0%	27	5,072	125	2.5%
Hendry	4,227	<div><div></div></div> 0%	18	4,245	65	1.5%
Desoto	3,635	<div><div></div></div> 0%	17	3,652	72	2.0%
Okeechobee	3,449	<div><div></div></div> 0%	36	3,485	69	2.0%
Unknown	366	<div><div></div></div> 0%	3,040	3,406	0	0.0%
Baker	3,237	<div><div></div></div> 0%	15	3,252	54	1.7%
Wakulla	3,120	<div><div></div></div> 0%	12	3,132	51	1.6%
Bradford	2,790	<div><div></div></div> 0%	13	2,803	49	1.8%
Levy	2,790	<div><div></div></div> 0%	9	2,799	31	1.1%
Hardee	2,736	<div><div></div></div> 0%	13	2,749	28	1.0%
Taylor	2,598	<div><div></div></div> 0%	6	2,604	41	1.6%
Washington	2,570	<div><div></div></div> 0%	20	2,590	41	1.6%
Holmes	2,127	<div><div></div></div> 0%	31	2,158	42	2.0%
Madison	1,925	<div><div></div></div> 0%	25	1,950	39	2.0%
Gulf	1,813	<div><div></div></div> 0%	23	1,836	35	1.9%
Union	1,720	<div><div></div></div> 0%	1	1,721	70	4.1%
Calhoun	1,595	<div><div></div></div> 0%	3	1,598	39	2.4%
Lafayette	1,573	<div><div></div></div> 0%	0	1,573	24	1.5%
Hamilton	1,534	<div><div></div></div> 0%	17	1,551	21	1.4%
Dixie	1,451	<div><div></div></div> 0%	3	1,454	18	1.2%
Jefferson	1,363	<div><div></div></div> 0%	22	1,385	22	1.6%
Gilchrist	1,379	<div><div></div></div> 0%	4	1,383	31	2.2%
Franklin	1,243	<div><div></div></div> 0%	30	1,273	13	1.0%
Liberty	1,034	<div><div></div></div> 0%	1	1,035	14	1.4%
Glades	890	<div><div></div></div> 0%	2	892	15	1.7%
Total	1,822,644		33,783	1,856,427	29,692	1.6%

COVID-19: characteristics of 1,822,644 Florida resident cases

Data through Feb 18, 2021 verified as of Feb 19, 2021 at 09:25 AM

Data in this report are provisional and subject to change.

The table below includes the cities and counties of residence for cases in Florida residents based on the patient's ZIP Code. Note that city is not always received as part of the initial notification and may be missing while the case is being investigated.

City and county	Cases
Miami, Dade	228,864
Orlando, Orange	81,361
Jacksonville, Duval	80,692
Tampa, Hillsborough	62,853
Hialeah, Dade	55,796
Fort Lauderdale, Broward	40,123
Hollywood, Broward	35,650
West Palm Beach, Palm Beach	28,119
Kissimmee, Osceola	27,281
Tallahassee, Leon	26,683
Pensacola, Escambia	24,614
Naples, Collier	24,074
Homestead, Dade	23,674
Saint Petersburg, Pinellas	23,208
Fort Myers, Lee	21,504
Bradenton, Manatee	19,794
Ocala, Marion	19,755
Boca Raton, Palm Beach	19,350
Lakeland, Polk	19,192
Pompano Beach, Broward	18,206
Gainesville, Alachua	17,370
Sarasota, Sarasota	15,527
Port Saint Lucie, St. Lucie	13,999
Lake Worth, Palm Beach	13,957
Cape Coral, Lee	13,719
Clearwater, Pinellas	12,353
Miami Beach, Dade	12,257
Miramar, Broward	12,148
Boynton Beach, Palm Beach	11,131
Panama City, Bay	11,120
Doral, Dade	10,791
Coral Springs, Broward	10,585
Saint Augustine, St. Johns	10,472
Miami Gardens, Dade	10,369
Melbourne, Brevard	9,409
Winter Haven, Polk	9,294
Delray Beach, Palm Beach	8,698
Lehigh Acres, Lee	8,522
Vero Beach, Indian River	8,144
Riverview, Hillsborough	8,139
Davie, Broward	8,015
Milton, Santa Rosa	8,010
New Port Richey, Pasco	7,428
Palm Bay, Brevard	7,328
Sunrise, Broward	7,301
Fort Pierce, St. Lucie	7,130
Coral Gables, Dade	7,075
Saint Cloud, Osceola	6,923
Largo, Pinellas	6,883
Lake City, Columbia	6,876
Daytona Beach, Volusia	6,819
Orange Park, Clay	6,717
Apopka, Orange	6,674
Spring Hill, Hernando	6,474
Plantation, Broward	6,299
Clermont, Lake	6,216
North Miami Beach, Dade	6,215
Davenport, Polk	6,191

COVID-19: characteristics of 1,822,644 Florida resident cases

Data through Feb 18, 2021 verified as of Feb 19, 2021 at 09:25 AM

Data in this report are provisional and subject to change.

The table below includes the cities and counties of residence for cases in Florida residents based on the patient's ZIP Code. Note that city is not always received as part of the initial notification and may be missing while the case is being investigated.

City and county	Cases
Brandon, Hillsborough	6,130
Weston, Broward	5,829
Plant City, Hillsborough	5,823
Sanford, Seminole	5,789
Jupiter, Palm Beach	5,779
Deltona, Volusia	5,648
Deerfield Beach, Broward	5,452
Winter Garden, Orange	5,316
Port Charlotte, Charlotte	5,067
Fort Walton Beach, Okaloosa	5,019
Tamarac, Broward	4,993
Crestview, Okaloosa	4,790
Palm Coast, Flagler	4,786
Stuart, Martin	4,772
Wesley Chapel, Pasco	4,674
Land O Lakes, Pasco	4,548
Coconut Creek, Broward	4,548
Palm Beach Gardens, Palm Beach	4,520
Deland, Volusia	4,449
Margate, Broward	4,446
Palmetto, Manatee	4,417
Winter Park, Orange	4,372
Palm Harbor, Pinellas	4,360
Oviedo, Seminole	4,282
Wellington, Palm Beach	4,279
Miami Lakes, Dade	4,244
Opa Locka, Dade	4,065
Altamonte Springs, Seminole	4,017
Middleburg, Clay	3,996
Live Oak, Suwannee	3,937
Port Orange, Volusia	3,911
Haines City, Polk	3,900
Lutz, Hillsborough	3,890
Venice, Sarasota	3,805
North Port, Sarasota	3,792
Brooksville, Hernando	3,770
Punta Gorda, Charlotte	3,744
Sebring, Highlands	3,743
Ocoee, Orange	3,738
Leesburg, Lake	3,721
Valrico, Hillsborough	3,708
Hallandale, Broward	3,681
The Villages, Sumter	3,617
Saint Johns, St. Johns	3,606
Arcadia, Desoto	3,533
Pembroke Pines, Broward	3,527
Ormond Beach, Volusia	3,460
Bonita Springs, Lee	3,458
Okeechobee, Okeechobee	3,438
Seminole, Pinellas	3,422
Navarre, Santa Rosa	3,388
Zephyrhills, Pasco	3,332
Immokalee, Collier	3,209
Windermere, Orange	3,192
Pinellas Park, Pinellas	3,180
Longwood, Seminole	3,163
Gulf Breeze, Santa Rosa	3,121
North Lauderdale, Broward	3,102
Ruskin, Hillsborough	3,029

COVID-19: characteristics of 1,822,644 Florida resident cases

Data through Feb 18, 2021 verified as of Feb 19, 2021 at 09:25 AM

Data in this report are provisional and subject to change.

The table below includes the cities and counties of residence for cases in Florida residents based on the patient's ZIP Code. Note that city is not always received as part of the initial notification and may be missing while the case is being investigated.

City and county	Cases
North Miami, Dade	3,001
Niceville, Okaloosa	2,994
Cantonment, Escambia	2,987
Cocoa, Brevard	2,974
Panama City Beach, Bay	2,850
Quincy, Gadsden	2,844
Jacksonville Beach, Duval	2,835
Crawfordville, Wakulla	2,799
Lake Worth Beach, Palm Beach	2,795
Key West, Monroe	2,752
Cutler Ridge, Dade	2,751
Casselberry, Seminole	2,674
Palatka, Putnam	2,657
Hudson, Pasco	2,656
Bartow, Polk	2,642
Dade City, Pasco	2,625
Port Richey, Pasco	2,611
Fernandina Beach, Nassau	2,597
Green Cove Springs, Clay	2,565
North Fort Myers, Lee	2,535
Oakland Park, Broward	2,507
Titusville, Brevard	2,472
Lake Mary, Seminole	2,452
Perry, Taylor	2,444
Kissimmee, Polk	2,437
Ponte Vedra Beach, St. Johns	2,435
Winter Springs, Seminole	2,429
Auburndale, Polk	2,426
Aventura, Dade	2,340
Lake Wales, Polk	2,333
Marianna, Jackson	2,327
Lynn Haven, Bay	2,323
New Smyrna Beach, Volusia	2,319
Merritt Island, Brevard	2,308
Tarpon Springs, Pinellas	2,295
Inverness, Citrus	2,263
Clewiston, Hendry	2,232
Belle Glade, Palm Beach	2,185
Fleming Island, Clay	2,184
Eustis, Lake	2,113
Santa Rosa Beach, Walton	2,109
Royal Palm Beach, Palm Beach	2,093
Wimauma, Hillsborough	2,074
Parkland, Broward	2,065
Esterro, Lee	2,047
Dunedin, Pinellas	2,029
Cooper City, Broward	2,026
Chipley, Washington	2,002
Loxahatchee, Palm Beach	2,002
Defuniak Springs, Walton	1,999
Holiday, Pasco	1,932
Rockledge, Brevard	1,895
Sarasota, Manatee	1,879
Starke, Bradford	1,879
Key Biscayne, Dade	1,878
Labelle, Hendry	1,875
Destin, Okaloosa	1,865
Mount Dora, Lake	1,815
Parrish, Manatee	1,812

COVID-19: characteristics of 1,822,644 Florida resident cases

Data through Feb 18, 2021 verified as of Feb 19, 2021 at 09:25 AM

Data in this report are provisional and subject to change.

The table below includes the cities and counties of residence for cases in Florida residents based on the patient's ZIP Code. Note that city is not always received as part of the initial notification and may be missing while the case is being investigated.

City and county	Cases
Avon Park, Highlands	1,809
Odessa, Hillsborough	1,795
Palm City, Martin	1,784
Mulberry, Polk	1,784
Tavares, Lake	1,757
Riviera Beach, Palm Beach	1,729
Summerfield, Marion	1,687
Seffner, Hillsborough	1,679
Yulee, Nassau	1,674
Wauchula, Hardee	1,590
Groveland, Lake	1,584
Maccleddy, Baker	1,579
Pinecrest, Dade	1,570
Mayo, Lafayette	1,547
Bonifay, Holmes	1,528
Coconut Grove, Dade	1,527
Maitland, Orange	1,522
Callahan, Nassau	1,501
Sebastian, Indian River	1,500
Orange City, Volusia	1,494
Lithia, Hillsborough	1,493
Carol City, Dade	1,490
Ponte Vedra, St. Johns	1,477
Crossings, Dade	1,467
Missing, Dade	1,459
Crystal River, Citrus	1,421
Homosassa, Citrus	1,416
Lady Lake, Lake	1,409
Palmetto Bay, Dade	1,393
Lake Butler, Union	1,332
Dania, Broward	1,329
Pace, Santa Rosa	1,320
Lake Placid, Highlands	1,317
Madison, Madison	1,286
Sun City Center, Hillsborough	1,279
Atlantic Beach, Duval	1,279
Gibson, Hillsborough	1,273
Biscayne Park, Dade	1,255
Dover, Hillsborough	1,254
Florida City, Dade	1,251
Monticello, Jefferson	1,248
Oldsmar, Pinellas	1,237
Hobe Sound, Martin	1,223
Dunnellon, Marion	1,217
Indiantown, Martin	1,207
Alachua, Alachua	1,204
Graceville, Jackson	1,196
Edgewater, Volusia	1,196
Apollo Beach, Hillsborough	1,190
Palm Springs, Palm Beach	1,179
DeBary, Volusia	1,144
Century, Escambia	1,136
Bellevue, Marion	1,134
North Palm Beach, Palm Beach	1,109
Newberry, Alachua	1,092
Lantana, Palm Beach	1,091
South Miami, Dade	1,079
Lecanto, Citrus	1,060
Havana, Gadsden	1,054

COVID-19: characteristics of 1,822,644 Florida resident cases

Data through Feb 18, 2021 verified as of Feb 19, 2021 at 09:25 AM

Data in this report are provisional and subject to change.

The table below includes the cities and counties of residence for cases in Florida residents based on the patient's ZIP Code. Note that city is not always received as part of the initial notification and may be missing while the case is being investigated.

City and county	Cases
El Portal, Dade	1,042
Hilliard, Nassau	1,038
Williston, Levy	1,024
Blountstown, Calhoun	1,015
Jasper, Hamilton	1,010
Beverly Hills, Citrus	1,000
Safety Harbor, Pinellas	998
Ellenton, Manatee	994
Freeport, Walton	990
Jensen Beach, Martin	978
Satellite Beach, Brevard	955
Trenton, Gilchrist	939
Wewahitchka, Gulf	938
Sanderson, Baker	931
Wildwood, Sumter	924
Lauderhill, Broward	923
Keystone Heights, Clay	910
Everglades National Park, Dade	896
Hernando, Citrus	882
Nokomis, Sarasota	878
Mary Esther, Okaloosa	876
Wilton Manors, Broward	872
Fellsmere, Indian River	869
Englewood, Charlotte	868
Frostproof, Polk	863
Port Saint Joe, Gulf	846
Fisher Island, Dade	845
Bushnell, Sumter	842
Polk City, Polk	841
Key Largo, Monroe	835
Moore Haven, Glades	835
Dunnellon, Citrus	835
Coleman, Sumter	822
Medley, Dade	817
Shalimar, Okaloosa	810
Bristol, Liberty	801
Cross City, Dixie	790
Lauderdale Lakes, Broward	790
Pahokee, Palm Beach	770
South Bay, Palm Beach	764
Marco Island, Collier	738
Cocoa Beach, Brevard	724
Glen Saint Mary, Baker	722
Fort Meade, Polk	720
High Springs, Alachua	719
Chattahoochee, Gadsden	714
Uleta, Dade	703
Olympia Heights, Dade	702
Chiefland, Levy	698
Minneola, Lake	688
Englewood, Sarasota	687
Sorrento, Lake	682
Interlachen, Putnam	681
Coral, Dade	679
Crescent City, Putnam	678
Indialantic, Brevard	677
Trinity, Pasco	676
Thonotosassa, Hillsborough	676
Miramar Beach, Walton	674

COVID-19: characteristics of 1,822,644 Florida resident cases

Data through Feb 18, 2021 verified as of Feb 19, 2021 at 09:25 AM

Data in this report are provisional and subject to change.

The table below includes the cities and counties of residence for cases in Florida residents based on the patient's ZIP Code. Note that city is not always received as part of the initial notification and may be missing while the case is being investigated.

City and county	Cases
Spring Hill, Pasco	657
Lawtey, Bradford	650
Fruitland Park, Lake	647
Bowling Green, Hardee	644
Jacksonville, St. Johns	631
Marathon, Monroe	631
Southwest Ranches, Broward	630
Fort Myers Beach, Lee	617
Old Town, Dixie	610
Lake Alfred, Polk	607
Fort White, Columbia	606
Umatilla, Lake	605
Neptune Beach, Duval	602
West Melbourne, Brevard	589
Baker, Okaloosa	554
Silver Springs, Marion	541
Sneads, Jackson	541
Bronson, Levy	539
Clearwater Beach, Pinellas	531
Belle Isle, Orange	531
Carrabelle, Franklin	521
South Daytona, Volusia	519
Jay, Santa Rosa	515
Palm Beach, Palm Beach	513
Weeki Wachee, Hernando	512
Gulfport, Pinellas	499
Sweetwater, Dade	479
Hawthorne, Alachua	474
Mascotte, Lake	471
Cottondale, Jackson	469
Bunnell, Flagler	463
Citra, Marion	455
Molino, Escambia	453
Midway, Gadsden	452
Zolfo Springs, Hardee	449
Surfside, Dade	446
Oakland, Orange	446
Rotunda West, Charlotte	444
East Palatka, Putnam	443
Oxford, Sumter	439
Florida State University, Leon	437
Myakka City, Manatee	421
Melbourne Beach, Brevard	421
Youngstown, Bay	419
Cape Canaveral, Brevard	417
Ocklawaha, Marion	413
Altha, Calhoun	413
Branford, Suwannee	408
Apalachicola, Franklin	407
Bell, Gilchrist	403
Tavernier, Monroe	402
Mims, Brevard	399
Flagler Beach, Flagler	395
Centerville, Leon	395
Indian Harbour Beach, Brevard	393
Celebration, Osceola	391
Dundee, Polk	391
Alva, Lee	384
Bal Harbour, Dade	374

COVID-19: characteristics of 1,822,644 Florida resident cases

Data through Feb 18, 2021 verified as of Feb 19, 2021 at 09:25 AM

Data in this report are provisional and subject to change.

The table below includes the cities and counties of residence for cases in Florida residents based on the patient's ZIP Code. Note that city is not always received as part of the initial notification and may be missing while the case is being investigated.

City and county	Cases
Archer, Alachua	369
Hastings, St. Johns	360
Haverhill, Palm Beach	360
Raiford, Union	356
De Leon Springs, Volusia	354
Eagle Lake, Polk	352
Webster, Sumter	349
Osprey, Sarasota	339
Floral City, Citrus	336
Grand Ridge, Jackson	332
West Miami, Dade	327
Lake Park, Palm Beach	318
Greenville, Madison	317
Holly Hill, Volusia	316
Pierson, Volusia	314
Vernon, Washington	310
Jennings, Hamilton	310
Malone, Jackson	309
Tequesta, Palm Beach	308
Grand Island, Lake	302
Ave Maria, Collier	302
Chuluota, Seminole	300
Satsuma, Putnam	299
Eastpoint, Franklin	297
Montverde, Lake	295
Indian Rocks Beach, Pinellas	288
Gotha, Orange	287
Westville, Holmes	287
Lehigh, Lee	282
Laurel Hill, Okaloosa	282
Bryceville, Nassau	282
Elkton, St. Johns	280
Sebastian, Brevard	278
Melrose, Putnam	277
Reddick, Marion	274
Alafaya, Orange	273
Kenneth City, Pinellas	267
Fort McCoy, Marion	265
Valparaiso, Okaloosa	264
Malabar, Brevard	264
O Brien, Suwannee	263
Greenwood, Jackson	262
Winter Park, Seminole	258
Ponce De Leon, Holmes	256
San Antonio, Pasco	254
Anthony, Marion	254
Lake Panasoffkee, Sumter	247
Belleair, Pinellas	244
Geneva, Seminole	238
Morriston, Levy	235
South Pasadena, Pinellas	232
Greenacres, Palm Beach	230
Sanibel, Lee	226
Edgewood, Orange	226
Inlet Beach, Walton	226
Southport, Bay	223
Lee, Madison	219
Hosford, Liberty	218
Gretna, Gadsden	217

COVID-19: characteristics of 1,822,644 Florida resident cases

Data through Feb 18, 2021 verified as of Feb 19, 2021 at 09:25 AM

Data in this report are provisional and subject to change.

The table below includes the cities and counties of residence for cases in Florida residents based on the patient's ZIP Code. Note that city is not always received as part of the initial notification and may be missing while the case is being investigated.

City and county	Cases
Fountain, Bay	217
Missing, Volusia	216
White Springs, Hamilton	213
Kindred, Osceola	213
Weirsdale, Marion	210
Fern Park, Seminole	206
Missing, Orange	205
Wellborn, Suwannee	203
Hallandale Beach, Broward	203
University Of Central Fl, Orange	201
Eglin Air Force Base, Okaloosa	201
Longboat Key, Manatee	200
Bay Harbor Islands, Dade	196
Mcdavid, Escambia	195
Saint James City, Lee	191
Mcalpin, Suwannee	185
Holt, Okaloosa	182
Azalea Park, Orange	182
Islamorada, Monroe	181
Sopchoppy, Wakulla	181
Lakewood Ranch, Manatee	179
Alford, Jackson	177
Holmes Beach, Manatee	177
Micanopy, Alachua	176
Altoona, Lake	176
Howey-In-The-Hills, Lake	176
The Villages, Marion	176
Astatula, Lake	176
Juno Beach, Palm Beach	175
Babson Park, Polk	171
Zellwood, Orange	169
Poinciana, Polk	169
Madeira Beach, Pinellas	165
Lauderdale By The Sea, Broward	162
Atlantis, Palm Beach	161
The Villages, Lake	161
Caryville, Washington	156
University Of Miami, Dade	155
Mangonia Park, Palm Beach	155
Summerland Key, Monroe	151
Center Hill, Sumter	149
Bokeelia, Lee	148
Odessa, Pasco	147
Lake Helen, Volusia	147
Viera, Brevard	147
Lockhart, Orange	146
Pomona Park, Putnam	145
Bay Lake, Orange	141
Rocky Point, Hillsborough	141
Oak Hill, Volusia	140
Clair-Mel City, Hillsborough	138
Hiawassee, Orange	138
University Of Fl, Alachua	136
Golden Beach, Dade	136
Ponce Inlet, Volusia	134
Osteen, Volusia	134
Citrus Springs, Citrus	133
Grant-Valkaria, Brevard	133
Hypoluxo, Palm Beach	132

COVID-19: characteristics of 1,822,644 Florida resident cases

Data through Feb 18, 2021 verified as of Feb 19, 2021 at 09:25 AM

Data in this report are provisional and subject to change.

The table below includes the cities and counties of residence for cases in Florida residents based on the patient's ZIP Code. Note that city is not always received as part of the initial notification and may be missing while the case is being investigated.

City and county	Cases
Hollister, Putnam	132
Carrollwood, Hillsborough	126
Cutler Bay, Dade	124
Baldwin, Duval	124
Sumterville, Sumter	123
Hampton, Bradford	122
Lutz, Pasco	121
San Mateo, Putnam	121
Apopka, Seminole	121
Clarksville, Calhoun	119
Matlacha, Lee	117
Steinhatchee, Taylor	116
Inglis, Levy	116
Cloud Lake, Palm Beach	115
Christmas, Orange	114
Big Pine Key, Monroe	113
Paisley, Lake	113
Placida, Charlotte	112
Lady Lake, Sumter	112
Kendall, Dade	112
Lake Hamilton, Polk	111
Panacea, Wakulla	102
Buena Ventura Lakes, Osceola	102
Callaway, Bay	101
Belleair Beach, Pinellas	100
Seville, Volusia	99
Lamont, Jefferson	99
University Of Central Florida, Orange	99
Temple Terrace, Hillsborough	98
Dinsmore, Duval	98
South Fort Myers, Lee	97
Tierra Verde, Pinellas	96
Brooker, Bradford	95
Hurlburt Field, Okaloosa	95
Canal Point, Palm Beach	94
Florahome, Putnam	93
West Park, Broward	92
Astor, Lake	92
Harmony, Osceola	91
Waldo, Alachua	91
Lighthouse Point, Broward	89
Missing, Lee	88
Bascom, Jackson	88
Florida Gulf Coast Univ, Lee	87
Barefoot Bay, Brevard	86
Fruit Cove, St. Johns	85
Tyndall Air Force Base, Bay	85
Barry University, Dade	85
Cedar Key, Levy	84
University Of South Florida, Hillsborough	84
Pinetta, Madison	84
Maitland, Seminole	84
Missing, St. Johns	83
Saint Leo, Pasco	83
Missing, Marion	81
Lorida, Highlands	80
Crystal Beach, Pinellas	79
Dania Beach, Broward	79
Bradenton Beach, Manatee	78

COVID-19: characteristics of 1,822,644 Florida resident cases

Data through Feb 18, 2021 verified as of Feb 19, 2021 at 09:25 AM

Data in this report are provisional and subject to change.

The table below includes the cities and counties of residence for cases in Florida residents based on the patient's ZIP Code. Note that city is not always received as part of the initial notification and may be missing while the case is being investigated.

City and county	Cases
F M, Lee	78
Kathleen, Polk	77
Ocean Ridge, Palm Beach	74
Palma Ceia, Hillsborough	74
Welaka, Putnam	73
Avon Park, Polk	72
Sunny Isles Beach, Dade	72
Patrick Air Force Base, Brevard	71
Campbellton, Jackson	70
City Of Sunrise, Broward	70
Eatonville, Orange	69
Fort Denaud, Hendry	68
Saint Pete Beach, Pinellas	68
Ochopee, Collier	68
Air Mail Facility, Dade	67
Yalaha, Lake	66
Missing, St. Lucie	64
Greensboro, Gadsden	63
Boca Grande, Lee	63
North Venice, Sarasota	63
Princeton, Dade	63
Stock Island, Monroe	62
Reunion, Osceola	60
Bonita Beach, Lee	58
Destin, Walton	58
Georgetown, Putnam	58
Orlando, Seminole	57
Anna Maria, Manatee	56
Bellview, Escambia	56
Cudjoe Key, Monroe	56
Mexico Beach, Bay	56
Missing, Santa Rosa	53
Lake Suzy, Desoto	53
Miami, Unknown	52
North Redington Beach, Pinellas	52
Micco, Brevard	51
Heathrow, Seminole	51
Ona, Hardee	51
Orlando, Dade	51
Treasure Island, Pinellas	50
Northdale, Hillsborough	50
Walnut Hill, Escambia	49
Singer Island, Palm Beach	49
Felda, Hendry	49
Miami Springs, Dade	48
Missing, Pinellas	47
Palm Beach Shores, Palm Beach	47
Aloma, Orange	47
Salt Springs, Marion	47
Miromar Lakes, Lee	47
Missing, Pasco	47
Cinco Bayou, Okaloosa	47
Okahumpka, Lake	46
Town N Country, Hillsborough	46
Missing, Duval	45
Highland City, Polk	44
Terra Ceia, Manatee	44
Orlando, Osceola	44
Enterprise, Volusia	44

COVID-19: characteristics of 1,822,644 Florida resident cases

Data through Feb 18, 2021 verified as of Feb 19, 2021 at 09:25 AM

Data in this report are provisional and subject to change.

The table below includes the cities and counties of residence for cases in Florida residents based on the patient's ZIP Code. Note that city is not always received as part of the initial notification and may be missing while the case is being investigated.

City and county	Cases
Sewalls Point, Martin	43
Intercession City, Osceola	42
Missing, Lake	42
University Of Tampa, Hillsborough	42
Florence Villa, Polk	41
Manalapan, Palm Beach	41
Duette, Manatee	41
Waverly, Polk	40
Saint Johns, Duval	40
Village Of Wellington, Palm Beach	40
Kenansville, Osceola	40
Eaton Park, Polk	39
Gulf Breeze, Escambia	39
Key Colony Beach, Monroe	39
Orlando, Broward	39
Ebro, Washington	39
Florida International Univ, Dade	39
Green Acres, Palm Beach	38
Bayonet Point, Pasco	38
Orlando, Volusia	37
Florida A And M University, Leon	37
Ponte Vedra, Duval	37
Missing, Palm Beach	36
Village Wellington, Palm Beach	36
Orlando, Polk	35
Lacoochee, Pasco	35
Naranja, Dade	34
Highland Beach, Palm Beach	34
Flemington, Marion	34
Hialeah Gardens, Dade	34
Pasadena, Pinellas	33
Dowling Park, Suwannee	32
Tice, Lee	32
Cortez, Manatee	32
Palm Shores, Brevard	32
Bagdad, Santa Rosa	31
Homeland, Polk	31
Bay Pines, Pinellas	31
Eloise, Polk	31
Lulu, Columbia	31
Miami Shores, Dade	30
Lealman, Pinellas	29
Bonita Springs, Collier	29
Penney Farms, Clay	29
Siesta Key, Sarasota	29
Orlando, Hillsborough	29
Mcintosh, Marion	28
Stetson University, Volusia	28
Hallandale Beach, Broward	28
Pensacola Beach, Santa Rosa	28
Davenport, Osceola	28
Florida State, Leon	27
Caryville, Holmes	27
Jupiter, Martin	27
Nocatee, Desoto	27
Saint Marks, Wakulla	27
Univ Of FI Student Dorms, Alachua	27
South Palm Beach, Palm Beach	27
Miami, Broward	26

COVID-19: characteristics of 1,822,644 Florida resident cases

Data through Feb 18, 2021 verified as of Feb 19, 2021 at 09:25 AM

Data in this report are provisional and subject to change.

The table below includes the cities and counties of residence for cases in Florida residents based on the patient's ZIP Code. Note that city is not always received as part of the initial notification and may be missing while the case is being investigated.

City and county	Cases
Venus, Highlands	26
Lakeshore, Polk	26
Homosassa Springs, Citrus	26
Bonaventure, Broward	26
North Bay Village, Dade	26
Kinard, Calhoun	26
City Of Westlake, Palm Beach	26
Missing, Hillsborough	26
Horseshoe Beach, Dixie	26
Bayshore Gardens, Manatee	25
South Miami Heights, Dade	25
Chokoloskee, Collier	25
Palmdale, Glades	25
Tangerine, Orange	25
Indian Lake Estates, Polk	25
Missing, Monroe	25
Missing, Seminole	25
Santa Fe, Alachua	24
Fort Lauderdale, Dade	24
Poinciana, Osceola	24
Earleton, Alachua	24
Alturas, Polk	24
Labelle, Glades	24
Pine Hills, Orange	23
Wekiva Springs, Seminole	23
New Smyrna, Volusia	23
Missing, Escambia	23
Goulds, Dade	23
Balm, Hillsborough	22
Westchase, Hillsborough	22
Tioga, Alachua	22
Ridge Manor, Pasco	22
La Crosse, Alachua	22
Bradley, Polk	22
Florida Dept Of Corrections, Union	22
Wausau, Washington	22
Yankeetown, Levy	22
Paxton, Walton	21
Bonifay, Washington	21
Bostwick, Putnam	21
Sparr, Marion	21
Sydney, Hillsborough	21
Long Key, Monroe	21
Kissimmee, Orange	21
Hawthorne, Putnam	21
Archer, Levy	21
Perdido Key, Escambia	21
Orange Lake, Marion	21
Wabasso, Indian River	21
Indian River Shores, Indian River	20
Sugarloaf Key, Monroe	20
Citrus Ridge, Indian River	20
Loughman, Polk	20
Plymouth, Orange	20
Crystal Springs, Pasco	19
Everglades City, Collier	19
Little Torch Key, Monroe	19
Laud-By-The-Sea, Broward	19
Mango, Hillsborough	19

COVID-19: characteristics of 1,822,644 Florida resident cases

Data through Feb 18, 2021 verified as of Feb 19, 2021 at 09:25 AM

Data in this report are provisional and subject to change.

The table below includes the cities and counties of residence for cases in Florida residents based on the patient's ZIP Code. Note that city is not always received as part of the initial notification and may be missing while the case is being investigated.

City and county	Cases
Pembroke Park, Broward	19
Sun City, Hillsborough	19
Missing, Manatee	19
Mexico Beach, Gulf	19
Babcock Ranch, Lee	19
Pine Castle, Orange	19
Branford, Lafayette	19
Missing, Citrus	19
Goodland, Collier	18
Florida International University, Dade	18
Parker, Bay	18
Hollywood, Dade	18
Lowell, Marion	18
Orlando, Palm Beach	18
Westlake, Palm Beach	18
Fort Ogden, Desoto	18
Redington Shores, Pinellas	17
Missing, Broward	17
Jensen Beach, St. Lucie	17
Graceville, Holmes	17
Candler, Marion	17
Nichols, Polk	17
Nalcrest, Polk	17
Maxville, Duval	17
High Springs, Gilchrist	16
Gulf Hammock, Levy	16
Shady Hills, Pasco	16
Jacksonville, Unknown	16
West Panama City Beach, Bay	16
Missing, Collier	16
Champions Gate, Polk	16
Orlando, Pinellas	16
Otter Creek, Levy	15
Woodville, Leon	15
Forest City, Orange	15
Lake City, Suwannee	15
Wewahitchka, Calhoun	15
Trenton, Levy	15
Lake Buena Vista, Orange	15
Golden Oak, Orange	15
Tallevast, Manatee	15
Hernando Beach, Hernando	15
Hutchinson Island, St. Lucie	15
Gulf Stream, Palm Beach	15
Webster, Hernando	15
Village Of Palmetto Bay, Dade	14
Mount Dora, Orange	14
Union Park, Orange	14
Copeland, Collier	14
White Springs, Columbia	14
Lakewood Ranch, Sarasota	14
Missing, Indian River	14
Brooksville, Pasco	14
Winter Garden, Lake	14
Murdock, Charlotte	14
Missing, Brevard	13
Wildlight, Nassau	13
Orlando, Brevard	13
Saint George Island, Franklin	13

COVID-19: characteristics of 1,822,644 Florida resident cases

Data through Feb 18, 2021 verified as of Feb 19, 2021 at 09:25 AM

Data in this report are provisional and subject to change.

The table below includes the cities and counties of residence for cases in Florida residents based on the patient's ZIP Code. Note that city is not always received as part of the initial notification and may be missing while the case is being investigated.

City and county	Cases
Trilby, Pasco	13
Daytona Beach Shores, Volusia	13
Hialeah, Unknown	13
Belleair Bluffs, Pinellas	13
Orlando, Lake	13
Watersound, Walton	13
Buckingham, Lee	13
Suwannee, Dixie	13
Graham, Bradford	13
Laurel Hill, Walton	13
Roseland, Indian River	12
Braden River, Manatee	12
Kingsley Lake, Bradford	12
Gonzalez, Escambia	12
Pensacola Beach, Escambia	12
Rosemary Beach, Walton	12
Johns Pass Village, Pinellas	12
Orlando, Unknown	12
Saint Lucie West, St. Lucie	12
Choctaw Beach, Okaloosa	12
Lake Monroe, Seminole	12
Fort Charlotte, Charlotte	12
Unknown, Dade	12
Long Boat Key, Manatee	12
Ramrod Key, Monroe	11
Florida State Univ Admin, Leon	11
Indian Creek Village, Dade	11
Missing, Putnam	11
Holder, Citrus	11
Mount Plymouth, Lake	11
Orlando, Leon	11
Wahneta, Polk	11
Durant, Hillsborough	11
Citrus Hills, Citrus	11
Leisure City, Dade	10
Missing, Bay	10
Orlando, Duval	10
Passport, Unknown	10
Seacrest, Walton	10
Greenville, Taylor	10
Hillsboro Beach, Broward	10
Naples, Lee	10
Steinhatchee, Dixie	10
Missing, Nassau	10
Ozona, Pinellas	10
Eau Gallie, Brevard	10
Deerfield Beach, Palm Beach	10
Telogia, Liberty	10
Deer Island, Lake	10
Alys Beach, Bay	10
Cottondale, Washington	9
East Lake, Marion	9
Gibsonia, Polk	9
Redington Beach, Pinellas	9
Sea Ranch Lakes, Broward	9
Palma Sola, Manatee	9
Captiva, Lee	9
Lake Como, Putnam	9
Missing, Polk	9

COVID-19: characteristics of 1,822,644 Florida resident cases

Data through Feb 18, 2021 verified as of Feb 19, 2021 at 09:25 AM

Data in this report are provisional and subject to change.

The table below includes the cities and counties of residence for cases in Florida residents based on the patient's ZIP Code. Note that city is not always received as part of the initial notification and may be missing while the case is being investigated.

City and county	Cases
University Park, Manatee	9
Grandin, Putnam	9
Beverly Beach, Flagler	9
Lamont, Madison	9
Lloyd, Jefferson	9
Los Angeles, Dade	9
Forest City, Seminole	9
Haines Creek, Lake	9
Cypress, Jackson	9
Boca Raton, Broward	9
Rubonia, Manatee	9
Missing, Martin	9
Fanning Springs, Gilchrist	9
Missing, Unknown	9
Nobleton, Hernando	9
Perrine, Dade	9
Saint Augustine, Duval	9
West Delray Beach, Palm Beach	9
Grant Valkaria, Brevard	9
Briny Breezes, Palm Beach	9
Dade City, Hernando	9
Salem, Taylor	8
Virginia Gardens, Dade	8
Elfers, Pasco	8
Evinston, Alachua	8
Umatilla, Marion	8
Missing, Sumter	8
Babcock Ranch, Charlotte	8
Seybold, Dade	8
Missing, Okaloosa	8
Cross Creek, Alachua	8
Fairfield, Marion	8
Ferndale, Lake	8
Fort Walton Beach, Unknown	8
Goldenrod, Seminole	8
Ponce De Leon, Walton	8
Innovation, Pasco	8
Jerome, Collier	8
Barberville, Volusia	7
Missing, Clay	7
Missing, Taylor	7
Fort Lauderdale, Unknown	7
Saint Augustine Beach, St. Johns	7
Niceville, Walton	7
Orlando, Alachua	7
Putnam Hall, Putnam	7
Palm City, St. Lucie	7
Aripeka, Pasco	7
Holt, Santa Rosa	7
White City, Gulf	7
Worthington Springs, Union	7
Maitland, Volusia	7
Pine Ridge, Citrus	7
Switzerland, St. Johns	7
Longboat Key, Sarasota	7
University Of Central Fl, Hillsborough	7
Orlando, Pasco	7
Keystone Heights, Bradford	7
Fernandina, Nassau	7

COVID-19: characteristics of 1,822,644 Florida resident cases

Data through Feb 18, 2021 verified as of Feb 19, 2021 at 09:25 AM

Data in this report are provisional and subject to change.

The table below includes the cities and counties of residence for cases in Florida residents based on the patient's ZIP Code. Note that city is not always received as part of the initial notification and may be missing while the case is being investigated.

City and county	Cases
Day, Lafayette	7
Orange Springs, Marion	7
Basinger, Okeechobee	7
Port Saint John, Brevard	7
Orange Park, Duval	7
Lake Butler, Bradford	6
Missing, Flagler	6
Mayport Naval Station, Duval	6
Bradenton, Sarasota	6
Maitland, Osceola	6
Inglis, Citrus	6
Miccosukee, Leon	6
Glenwood, Volusia	6
Pensacola, Unknown	6
Orchid, Indian River	6
Ybor City, Hillsborough	6
Newberry, Gilchrist	6
Duck Key, Monroe	6
Sunny Hills, Washington	6
Orlando, Flagler	6
Orlando, Marion	6
Quail Heights, Dade	6
Punta Gorda, Lee	6
River Ranch, Polk	6
Valkaria, Brevard	6
Indian Shores, Pinellas	6
Missing, Walton	6
Missing, Sarasota	6
Labelle, Lee	6
Coco River, Collier	6
Maitland, Hillsborough	6
Grove City, Charlotte	6
Winter Park, Polk	6
Winderemere, Orange	6
Westchester, Dade	5
Port Salerno, Martin	5
Hialeah, Broward	5
Ebro, Bay	5
Eglin, Okaloosa	5
Bruce, Holmes	5
Scottsmoor, Brevard	5
Miami, Palm Beach	5
Stuart, St. Lucie	5
Pass, Unknown	5
Missing, Leon	5
Shady Grove, Taylor	5
Inlet Beach, Bay	5
Milton, Escambia	5
Mayport, Duval	5
Bayou George, Bay	5
Boynton Beach, Broward	5
Miramar, Dade	5
Miami Gardens, Unknown	5
Kissimmee, Unknown	5
Jacksonville Naval Air Station, Duval	5
Fort Lauderdale, Palm Beach	5
Morrison, Marion	5
Psl, Unknown	5
Pompano Beach, Unknown	5

COVID-19: characteristics of 1,822,644 Florida resident cases

Data through Feb 18, 2021 verified as of Feb 19, 2021 at 09:25 AM

Data in this report are provisional and subject to change.

The table below includes the cities and counties of residence for cases in Florida residents based on the patient's ZIP Code. Note that city is not always received as part of the initial notification and may be missing while the case is being investigated.

City and county	Cases
San Carlos Park, Lee	5
Ocoee, Lake	5
Okeechobee, Martin	5
N/A, Unknown	5
Orlando, Manatee	5
Wakulla Springs, Wakulla	5
Miami Beach, Unknown	5
Anastasia Island, St. Johns	5
Fort Lauderdale, Lee	5
University Of Central Fl, Martin	5
Williston, Marion	5
Sandestin, Walton	4
Seacrest, Bay	4
Point Washington, Walton	4
Pompano Beach, Dade	4
East Rockland Key, Monroe	4
El Jobean, Charlotte	4
Bella Collina, Lake	4
Alys Beach, Walton	4
Missing, Alachua	4
Naples, Unknown	4
Hinsdale, Manatee	4
Weirsdale, Lake	4
Pompano Beach, Palm Beach	4
Oneco, Manatee	4
International Service Center, Dade	4
Indian Rock Beach, Pinellas	4
Hollywood, Unknown	4
Bowling Green, Polk	4
Cypress Gardens, Polk	4
Okeechobee, Osceola	4
Branford, Gilchrist	4
Conch Key, Monroe	4
Cape Haze, Charlotte	4
Clewiston, Palm Beach	4
Sugarloaf, Monroe	4
Clarcona, Orange	4
Lazy Lake, Broward	4
Lamont, Taylor	4
Greenville, Jefferson	4
Deland, Lake	4
Oklawaha, Marion	4
Port Charlotte, Unknown	4
Okeechobee, Glades	4
West Bradenton, Manatee	4
Loxahatchee Groves, Palm Beach	4
Live Oak, Madison	4
Pensacola, Santa Rosa	4
Glen Ridge, Palm Beach	4
Missing, Highlands	4
Coconut Creek, Palm Beach	4
Highland Park, Polk	4
Margate, Unknown	4
Melrose, Bradford	4
Ocean Breeze, Martin	4
Mid Florida, Seminole	4
Pass, Dade	3
Vero Beach, Brevard	3
Los Angeles, Broward	3

COVID-19: characteristics of 1,822,644 Florida resident cases

Data through Feb 18, 2021 verified as of Feb 19, 2021 at 09:25 AM

Data in this report are provisional and subject to change.

The table below includes the cities and counties of residence for cases in Florida residents based on the patient's ZIP Code. Note that city is not always received as part of the initial notification and may be missing while the case is being investigated.

City and county	Cases
Lake Worth, Broward	3
Jacksonville, Dade	3
Brewton, Escambia	3
Apopka, Broward	3
Lake Harbor, Palm Beach	3
Lanark Village, Franklin	3
Maitland, Polk	3
Orem, Palm Beach	3
Pp, Dade	3
Pp, Unknown	3
Woodside, Broward	3
Lynbrook, Broward	3
Miami, Orange	3
Miami Gardens, Broward	3
Immokalee, Lee	3
Lake Geneva, Clay	3
Lake City, Duval	3
Lakeland, Hillsborough	3
Fort Myers, Unknown	3
Hallandale Beach, Unknown	3
Blountstown, Liberty	3
Wildwood, Marion	3
Village Of Golf, Palm Beach	3
Saint Augusaintine Beach, St. Johns	3
Port Saint Lucie, Martin	3
Palm Coast, Volusia	3
Saint Petersburg, Hillsborough	3
Pineland, Lee	3
Tampa Palms, Hillsborough	3
Tampa, Pinellas	3
Winter Garden, Seminole	3
Tarpon Springs, Pasco	3
Clermont, Orange	3
Jacksonville, Clay	3
Marina Del Rey, Dade	3
Laurel, Sarasota	3
Ludlam, Dade	3
Land O Lakes, Hillsborough	3
Lady Lake, Marion	3
Fisher Island, Unknown	3
Jacksonville , Duval	3
Bay Harbor Islands, Unknown	3
Ft Pierce, St. Lucie	3
Milligan, Okaloosa	3
Westville, Walton	3
Coraopolis, Citrus	3
Champions Gate, Osceola	3
Chicago, Lee	3
Bristol, Calhoun	3
Jacksonville, Alachua	3
North Fort Myers, Charlotte	3
Stuart, Palm Beach	3
Sorrento, Orange	3
Cape San Blas, Gulf	3
Crestview, Walton	3
Fernandina Beach, Duval	3
Apopka, Lake	3
Island Grove, Alachua	3
Green Cove Springs, Duval	3

COVID-19: characteristics of 1,822,644 Florida resident cases

Data through Feb 18, 2021 verified as of Feb 19, 2021 at 09:25 AM

Data in this report are provisional and subject to change.

The table below includes the cities and counties of residence for cases in Florida residents based on the patient's ZIP Code. Note that city is not always received as part of the initial notification and may be missing while the case is being investigated.

City and county	Cases
Fpo, Duval	3
Mayport Naval Housing, Duval	3
Monticello, Madison	3
Samoset, Manatee	3
San Fernando, Unknown	3
Vernon, Bay	3
Jonesville, Alachua	3
Julington Creek, St. Johns	3
Jupiter Island, Martin	3
Longwood, Unknown	3
Mims, Volusia	3
Miramar, Unknown	3
Marco Island, Lee	3
Alford, Washington	3
Altamonte Springs, Orange	3
High Springs, Columbia	3
Pembroke Pines, Unknown	3
Ocean Reef Club, Monroe	3
Vero Beach, St. Lucie	3
Venice, Dade	2
West Palm Beach, Unknown	2
Windermere, Hillsborough	2
Winter Park, Volusia	2
Winter Springs, Orange	2
Okeechobee, Highlands	2
Orlando, Escambia	2
Port Charlotte, Lee	2
Port St. Lucie, St. Lucie	2
Sand Lake, Orange	2
University Of Central Fl, Seminole	2
Union, Manatee	2
Fort Pierce, Brevard	2
Graceville, Unknown	2
Eatonville, Polk	2
Delray Beach, Broward	2
Bonnie, Dade	2
Marathon Shores, Monroe	2
Miami, Martin	2
Long Beach, Orange	2
New Port Richey, Hillsborough	2
Labelle, Collier	2
Jena, Taylor	2
Lauderhill, Unknown	2
Seguin, Unknown	2
Sunrise, Unknown	2
Tampa, Broward	2
Tarpon Springs, Hillsborough	2
Sarasota, Unknown	2
Port Canaveral, Brevard	2
Plantation Key, Monroe	2
Orlando, St. Lucie	2
Oakland Park, Unknown	2
Orlando, Collier	2
Marysville, Dade	2
Callahan, Duval	2
Cross Key, Monroe	2
Cibolo, Orange	2
Claysville, Hernando	2
Dade City, Unknown	2

COVID-19: characteristics of 1,822,644 Florida resident cases

Data through Feb 18, 2021 verified as of Feb 19, 2021 at 09:25 AM

Data in this report are provisional and subject to change.

The table below includes the cities and counties of residence for cases in Florida residents based on the patient's ZIP Code. Note that city is not always received as part of the initial notification and may be missing while the case is being investigated.

City and county	Cases
Crescent Beach, Sarasota	2
Defuniak Springs, Okaloosa	2
Defuniak Springs, Unknown	2
Summerfield, Unknown	2
Tampa, Hernando	2
Sharpes, Brevard	2
Sebring, Desoto	2
Saint Lucie Village, St. Lucie	2
Noma, Holmes	2
Ormond Beach, Flagler	2
Orlando, Lee	2
Panama City, Unknown	2
Pembroke Pines, Dade	2
Wauchula, Desoto	2
Vero Beach, Unknown	2
Yeehaw, Okeechobee	2
Missing, Osceola	2
Marina Del Rey, Broward	2
Melrose, Clay	2
Mesa, Unknown	2
Longview, Dade	2
Jacksonville Naval Hospital, Duval	2
Jacksonville, Nassau	2
Hosford, Calhoun	2
Aventura, Broward	2
000000, Unknown	2
Saint Marys, Nassau	2
Wacissa, Jefferson	2
Tampa, Unknown	2
Windermere, Lake	2
Pembroke Lakes, Broward	2
Sutton, Pasco	2
Red Bay, Holmes	2
Port Saint Lucie, Palm Beach	2
Fort Lauderdale, Alachua	2
Deerfield Beach, Unknown	2
Doral, Unknown	2
Brooklyn, Broward	2
Cross City, Taylor	2
Carl Fisher, Dade	2
Jupiter, Dade	2
Homeless, Hillsborough	2
Lakeland, Unknown	2
Micanopy, Marion	2
Lecanto, Marion	2
Maitland, Leon	2
Miami Shores, Broward	2
Fort Myers, Collier	2
Fort Pierce, Martin	2
Lake Helen, Orange	2
Clermont, Polk	2
Doctors Inlet, Clay	2
Bonifay, Jackson	2
Bonnie, Sarasota	2
Bronx, Seminole	2
Weston, Dade	2
West Palm Beach, Dade	2
Winter Park, Leon	2
Redland, Dade	2

COVID-19: characteristics of 1,822,644 Florida resident cases

Data through Feb 18, 2021 verified as of Feb 19, 2021 at 09:25 AM

Data in this report are provisional and subject to change.

The table below includes the cities and counties of residence for cases in Florida residents based on the patient's ZIP Code. Note that city is not always received as part of the initial notification and may be missing while the case is being investigated.

City and county	Cases
Palm Springs North, Dade	2
Orlando, Santa Rosa	2
Orlando, Charlotte	2
Olustee, Baker	2
Missing, Hernando	2
None, Dade	2
Navarre, Okaloosa	2
Mount Pleasant, Gadsden	2
Seven Springs, Pasco	2
Upper Key Largo, Monroe	2
University Of Central Florida, Brevard	2
West Palm Beach, Broward	2
West Villages, Sarasota	2
Zellwood, Lake	2
Blountstown, Jackson	2
Alligator Point, Franklin	2
Coconut Creek, Unknown	2
Bradington, Manatee	2
Hallandale Beach, Dade	2
Crawfordville, Leon	2
Eatonville, Lake	2
Lawtey, Union	2
Lutz, Pinellas	2
Los Angeles, Okaloosa	2
University Of Central Florida, Palm Beach	2
University Of Central Florida, Pinellas	2
Wimauma, Manatee	2
Wekiwa Springs, Seminole	2
Provo, Broward	2
Sumatra, Liberty	2
Portland, Unknown	2
Maitland, Lake	2
Hialeah Lakes, Dade	2
Hialeah, Orange	2
Moore Haven, Hendry	2
Naples, Broward	2
Cassadaga, Volusia	2
Fort Walton Beach, Walton	2
Duke Field Air Force Station, Okaloosa	2
Dunnellon, Levy	2
Madison, Unknown	2
Maitland, Pasco	2
Chipley, Jackson	2
Amelia City, Nassau	2
Apopka, Unknown	2
Alligator Point, Wakulla	2
Florida Power & Light Co, Dade	2
University Of Central Florida, Broward	2
Orlando, Okaloosa	2
Miamt, Dade	2
Ocala, Unknown	2
Ridge Manor Estates, Sumter	2
Saint Teresa, Wakulla	2
San Antonio, Dade	1
San Diego, Unknown	1
Republic, Monroe	1
Russellville, Hillsborough	1
Saint Augustine, Okaloosa	1
Steinhatchee, Alachua	1

COVID-19: characteristics of 1,822,644 Florida resident cases

Data through Feb 18, 2021 verified as of Feb 19, 2021 at 09:25 AM

Data in this report are provisional and subject to change.

The table below includes the cities and counties of residence for cases in Florida residents based on the patient's ZIP Code. Note that city is not always received as part of the initial notification and may be missing while the case is being investigated.

City and county	Cases
Sanford, Palm Beach	1
Sebastian, Lake	1
Ridgewood, Broward	1
Riverview, Manatee	1
Riverview, Osceola	1
Roseland, Palm Beach	1
Porter Ranch, Dade	1
Raiford, Bradford	1
Ponte Vedra Beach, Orange	1
Port Orange , Volusia	1
Port Saint Lucie, Indian River	1
Plant City, Unknown	1
Pompano Beach, Alachua	1
Nicholasville, Broward	1
Middleburg, Duval	1
Midland, Osceola	1
Missing, Wakulla	1
Mumford, Manatee	1
N/A, Duval	1
Naples, Alachua	1
Palm City, Unknown	1
Oviedo, Leon	1
Ocean City, Broward	1
Old Town, Gilchrist	1
Opa Locka, Polk	1
Orem, Sarasota	1
Orem, Unknown	1
University Of Central Florida, Hillsborough	1
Wilbur By The Sea, Volusia	1
Willowbrook, Lee	1
Westerville, Hillsborough	1
Wilton Manors, Dade	1
Winston Salem, Unknown	1
Winter Garden, Hillsborough	1
Woodland Hills, Brevard	1
Village Of Palm Springs, Palm Beach	1
Virginia Beach, Alachua	1
Webster, Pasco	1
Union City, Bradford	1
University Of Central Fl, Pasco	1
Tampa, Escambia	1
Tampa, Manatee	1
Tangerine, Lake	1
Youngstown, Calhoun	1
Yulee, Duval	1
Fort Denaud, Glades	1
Fort Meyers, Lee	1
Everett, Dade	1
Fl State Lot, Leon	1
El Paso, Unknown	1
Eatonville, Seminole	1
Colorado Springs, Unknown	1
Conifer, Lee	1
Destin, Unknown	1
Diamond, Highlands	1
Daniel Island, Bay	1
Altamonte, Orange	1
Alva, Collier	1
333, Unknown	1

COVID-19: characteristics of 1,822,644 Florida resident cases

Data through Feb 18, 2021 verified as of Feb 19, 2021 at 09:25 AM

Data in this report are provisional and subject to change.

The table below includes the cities and counties of residence for cases in Florida residents based on the patient's ZIP Code. Note that city is not always received as part of the initial notification and may be missing while the case is being investigated.

City and county	Cases
Allentown, Putnam	1
Apple Creek, Citrus	1
Amelia Village, Nassau	1
Barefoot Beach, Lee	1
Azalea Park, Osceola	1
Avon, Manatee	1
Aventura, Osceola	1
Chipley, Holmes	1
Chattanooga, Dade	1
Boston, Dade	1
Bryn Mawr, Palm Beach	1
Burkeville, Brevard	1
Camden Wyoming, Duval	1
Bear Grass, Palm Beach	1
Miami, Charlotte	1
Miamii, Dade	1
Miami Garden, Unknown	1
Longwood, Orange	1
Lauderdale Hill, Unknown	1
Lehigh Cares, Lee	1
Live Oak, Columbia	1
Loganville, Orange	1
Lake Mary, Lake	1
Knoxville, Escambia	1
Jeffersonville, Broward	1
Hickory, Lee	1
Hilliard, Unknown	1
Homeless, Dade	1
Homer, Escambia	1
Hallandale Ben, Unknown	1
Havana, Leon	1
Fortlauderdale, Unknown	1
Fortwalton Beach, Okaloosa	1
Ft Pierce, Unknown	1
Garland, Orange	1
Downers Grove, St. Lucie	1
Export, Palm Beach	1
Fdsf, Unknown	1
Felda, Palm Beach	1
Flagler Beach, Volusia	1
Flomaton, Escambia	1
Flora, Lee	1
Fresno, Pasco	1
Fort Myers, Lake	1
Green, Clay	1
Greensburg, Orange	1
Greenville, Monroe	1
Gulf Shores, Escambia	1
Fruitland Park, Sumter	1
Fwb, Unknown	1
Gainesville, Marion	1
Gastonia, Polk	1
Clearwater, Highlands	1
Clermont, Unknown	1
Columbia, Orange	1
Coral Gables, Unknown	1
Coral Springs, Unknown	1
Cornelius, Leon	1
Crestview, Dade	1

COVID-19: characteristics of 1,822,644 Florida resident cases

Data through Feb 18, 2021 verified as of Feb 19, 2021 at 09:25 AM

Data in this report are provisional and subject to change.

The table below includes the cities and counties of residence for cases in Florida residents based on the patient's ZIP Code. Note that city is not always received as part of the initial notification and may be missing while the case is being investigated.

City and county	Cases
Dade City, Polk	1
Dania, Unknown	1
Darien, Pasco	1
Arcadia, Charlotte	1
Aspen, Palm Beach	1
Atlanta, Broward	1
Aurburndale, Polk	1
Aventura, Unknown	1
Azalea Park, Sarasota	1
Bartow, Unknown	1
Biscayne Park, Broward	1
Boca Roton, Unknown	1
Alpharetta, Alachua	1
Apalachicola, Leon	1
Brooksville, Columbia	1
Bryn Mawr, Collier	1
Canfield, Duval	1
Naugatuck, Lee	1
New Vernon, Sarasota	1
New York, Broward	1
Northville, Broward	1
Ocala, Indian River	1
Ocoee, Broward	1
Myakka, Duval	1
Monessen, Palm Beach	1
Montreal, Ca, Orange	1
Missing, Columbia	1
Missing, Baker	1
Middleburg, Unknown	1
Milford, Palm Beach	1
Minneapolis, Broward	1
Melbourne, Orange	1
Metter, Volusia	1
Miami Beach, Palm Beach	1
Miami Granders, Dade	1
Hilliard, Dade	1
Hollywood, Leon	1
Holt, Unknown	1
Homestead, Monroe	1
Humble, Broward	1
Havanna, Gadsden	1
Jan Phyl Village, Polk	1
Johns Island, Wakulla	1
Killarney, Orange	1
Knoxville, Duval	1
Maitland, Unknown	1
Lake City, Volusia	1
Los Angeles, Polk	1
Lakeland, Pasco	1
Lakewood, Unknown	1
Pound Ridge, Leon	1
Port Charlotte Fl, Unknown	1
Ponce, Orange	1
Plant City, Hendry	1
Plant City, Pinellas	1
Plantation, Unknown	1
Orlando, Highlands	1
North Little Rock, Palm Beach	1
Ocoee, Polk	1

COVID-19: characteristics of 1,822,644 Florida resident cases

Data through Feb 18, 2021 verified as of Feb 19, 2021 at 09:25 AM

Data in this report are provisional and subject to change.

The table below includes the cities and counties of residence for cases in Florida residents based on the patient's ZIP Code. Note that city is not always received as part of the initial notification and may be missing while the case is being investigated.

City and county	Cases
Opa Locka, Unknown	1
Orem, Nassau	1
Olando, Orange	1
Sumter Ville, Unknown	1
Tallahassee, Escambia	1
Telluride, Lee	1
Tampa, Dade	1
Tampa, Jackson	1
Tampa, Lee	1
Stockbridge, Leon	1
Sullivans Island, Dade	1
Southampton, Palm Beach	1
Springhill, Unknown	1
South Otselic, Dade	1
Sevierville, Dade	1
Saint Petersburg, Dade	1
San Juan, Osceola	1
San Pedro Sula, Dade	1
Sandy, Duval	1
Richmond Heights, Dade	1
Riverview, Pinellas	1
Rochester, Lee	1
Rosemary Beach, Bay	1
Saint Cloud, Orange	1
West Simsbury, Collier	1
Wayne, Dade	1
Windermere, Polk	1
Winter Park, Lake	1
Tinley Park, Lee	1
University Of Central Fl, Dade	1
Louisville, Manatee	1
Los Angeles Ca, Unknown	1
Macdill Air Force Base, Hillsborough	1
Margate, Dade	1
Marshall, Dade	1
Mary Esther, Unknown	1
Miami Lakes, Unknown	1
Miami, Hillsborough	1
Miami, Manatee	1
Miami Beach, Broward	1
Middlesburg, Duval	1
Missing, Jackson	1
Leesburg, Marion	1
Lehigh Acres, Dade	1
Lewisburg, Pasco	1
Largo, Unknown	1
Littleton, Dade	1
Lake City, Hamilton	1
La Grange, Dade	1
Homosassa, Hernando	1
Holly Ridge, Orange	1
Homeless, Polk	1
Jerusalem, St. Johns	1
Davenport, Orange	1
Daytona Beach, Unknown	1
Deland, St. Lucie	1
Deltona, Orange	1
Foley, Escambia	1
Harrison, Pinellas	1

COVID-19: characteristics of 1,822,644 Florida resident cases

Data through Feb 18, 2021 verified as of Feb 19, 2021 at 09:25 AM

Data in this report are provisional and subject to change.

The table below includes the cities and counties of residence for cases in Florida residents based on the patient's ZIP Code. Note that city is not always received as part of the initial notification and may be missing while the case is being investigated.

City and county	Cases
Granada Hills, Broward	1
Guilford, Dade	1
Hailandale, Unknown	1
Fort Myers-, Lee	1
Fort Pierce, Unknown	1
Gainesville, Duval	1
Bridgeport, Dade	1
Bronx, Palm Beach	1
Cartersville, Unknown	1
Conway, Leon	1
Cypress, Leon	1
Clermont, Volusia	1
Clewiston, Glades	1
Altoona, Marion	1
Anaheim, Unknown	1
Argyle, Walton	1
Athens, Duval	1
Bogota, Orange	1
Bradenton, Dade	1
Bradenton, Osceola	1
Winter Garden, Pinellas	1
Winter Park Dr, Orange	1
Winter Park, Broward	1
Winter Park, Indian River	1
Winter Park, Lee	1
Westbrook, Dade	1
Wichita, Volusia	1
Winder Garden, Orange	1
Windermere, Leon	1
Windermere, Osceola	1
Windermere, Seminole	1
Winter Garden, Broward	1
Zolfo Springs, Polk	1
Tulsa, Orange	1
Sun City Center, Hardee	1
Tiffin, Highlands	1
Venice, Unknown	1
Vernon, Unknown	1
Washington, Unknown	1
Wells, Polk	1
Saint Cloud, Unknown	1
Saint Johns, Unknown	1
Shelton, Manatee	1
Tallahassee, Duval	1
Tallahassee, Unknown	1
Tampa, Palm Beach	1
Tavares, Marion	1
Spring Hill , Hernando	1
Spring Hill, Dade	1
Starke, Clay	1
Stone Mountain, Palm Beach	1
Navarre, Dade	1
New Orleans, Palm Beach	1
Newark, Broward	1
Newburgh, Bay	1
North Pole, Seminole	1
North Port, Lee	1
Old Town, Alachua	1
Ona, Manatee	1

COVID-19: characteristics of 1,822,644 Florida resident cases

Data through Feb 18, 2021 verified as of Feb 19, 2021 at 09:25 AM

Data in this report are provisional and subject to change.

The table below includes the cities and counties of residence for cases in Florida residents based on the patient's ZIP Code. Note that city is not always received as part of the initial notification and may be missing while the case is being investigated.

City and county	Cases
Oooooo, Unknown	1
Ocoee, Osceola	1
Okeechobee, Broward	1
Orlando, Columbia	1
Orlando, Indian River	1
Orem, Broward	1
Ormond Beach, Unknown	1
Oviedo, Brevard	1
Orlando, Sarasota	1
Saint Petersburg, St. Lucie	1
Sandford, Seminole	1
Sarasota, Flagler	1
Saxis, Lee	1
Sebring, Lee	1
Rye, Duval	1
Rex, Duval	1
Parker, Dade	1
Parker, Leon	1
Pacifica, Dade	1
Palm Coast, Alachua	1
Palm Coast, Polk	1
Port Everglades, Broward	1
Peoria, Unknown	1
Plantation, Orange	1
Pompano Beach, Martin	1
New Richmond, Volusia	1
Opalocka, Dade	1
North Canton, Palm Beach	1
Oakland, Leon	1
Ocala, Alachua	1
Okeechobee, St. Lucie	1
Orlando, Union	1
Oviedo, Seminole	1
Oxford, Palm Beach	1
Panama City, Walton	1
Palm Coast, Duval	1
Perry, Leon	1
Rio Dell, Volusia	1
Rochelle, Volusia	1
Port Orange, Unknown	1
Port Saint Lucie, Orange	1
Princeton, Alachua	1
Provincetown, Collier	1
Shannon, Collier	1
Soldotna, Broward	1
Saint Cloud, Lee	1
Saint Johns, Orange	1
San Antonio, Sarasota	1
San Antonio, Unknown	1
Sanford, Volusia	1
Tangerine, Seminole	1
Tewksbury, Orange	1
Toms River, Dade	1
Spring Park, Alachua	1
Steinhatchee, Madison	1
South Burlington, Orange	1
Winter Park, Osceola	1
Wood River, Polk	1
Worcester, Palm Beach	1

COVID-19: characteristics of 1,822,644 Florida resident cases

Data through Feb 18, 2021 verified as of Feb 19, 2021 at 09:25 AM

Data in this report are provisional and subject to change.

The table below includes the cities and counties of residence for cases in Florida residents based on the patient's ZIP Code. Note that city is not always received as part of the initial notification and may be missing while the case is being investigated.

City and county	Cases
Winter Park, Alachua	1
Wesley Chapel, Alachua	1
Wheaton, Lee	1
Wilmington, Broward	1
Umatilla, Alachua	1
University Of Central Florida, Monroe	1
Virginia Beach, Hernando	1
Waco, Broward	1
Washington, Broward	1
Bryant, Alachua	1
Buffalo, Palm Beach	1
Carol Stream, Orange	1
Castleberry, Escambia	1
Charlotte, Pasco	1
Apo, Pasco	1
Apopka, Flagler	1
99, Unknown	1
Alanson, Bay	1
Aollywoss, Dade	1
Boca Raton, Unknown	1
Bohealia, Lee	1
Blowing Rock, Polk	1
Belleair, Hillsborough	1
Dorchester, Orange	1
Deland, Polk	1
Estero, Collier	1
Fanning Springs, Levy	1
Columbus, Brevard	1
Cookeville, Seminole	1
Clear Brook, Lee	1
Crestview, Holmes	1
Cumberland, Palm Beach	1
Dade City, Hillsborough	1
Dallas, Lee	1
De Leon Springs, Putnam	1
Dearborn, Lee	1
Lake Placid, Alachua	1
Kingsland, Duval	1
Kissimmee, Brevard	1
Jamaica, Broward	1
Jupiter, Unknown	1
Jersey City, Polk	1
Gainesville, Baker	1
Gilmer, Dade	1
Jacksonville, Manatee	1
Haverford, Hillsborough	1
Herrin, Orange	1
Miami, Collier	1
Miami, St. Lucie	1
Melrose, Alachua	1
Miamf, Dade	1
Miami G, Dade	1
Marshall, Palm Beach	1
Marianna, Calhoun	1
Lemoyne, Manatee	1
Los Angeles, Palm Beach	1
Lyndhurst, Broward	1
Magnolia Square, Osceola	1
Maitland, Alachua	1

COVID-19: characteristics of 1,822,644 Florida resident cases

Data through Feb 18, 2021 verified as of Feb 19, 2021 at 09:25 AM

Data in this report are provisional and subject to change.

The table below includes the cities and counties of residence for cases in Florida residents based on the patient's ZIP Code. Note that city is not always received as part of the initial notification and may be missing while the case is being investigated.

City and county	Cases
Lawrence Township, Palm Beach	1
Las Vegas, Orange	1
Lake Worth Beach, Broward	1
Lander, Citrus	1
Milford, Lee	1
Mckinney, Broward	1
Miamc, Dade	1
Missing, Okeechobee	1
Monroe Township, Palm Beach	1
Moore Haven, Okeechobee	1
Morrisville, Unknown	1
Longwood, Volusia	1
Ldhl, Broward	1
Lincoln, St. Lucie	1
Little Neck, Lee	1
Lake Butler, Alachua	1
Knoxville, Bay	1
Las Vegas, Palm Beach	1
Homeless, Monroe	1
Homeless, Pinellas	1
Howell, Dade	1
Hudson, Hernando	1
Hoclywsod, Dade	1
Holiday, Pinellas	1
Indian Rocks Beach, Duval	1
Indiantown, Palm Beach	1
Inglewood, Sarasota	1
Inverness, Marion	1
Inwood, Broward	1
Irvine, Marion	1
Istachatta, Hernando	1
Jupiter, St. Lucie	1
Kenilworth, Leon	1
Jacksonville, Orange	1
Jefferson, Dade	1
Jonesboro, Leon	1
Kingsland, Nassau	1
Key West, Duval	1
Keys West, Unknown	1
Carmel, Orange	1
Cedar Springs, Hernando	1
Chicago, Unknown	1
Coconut Ck, Unknown	1
Dallas, Hernando	1
Dayton, Lake	1
Daytona Beach, Pinellas	1
Dearborn, Broward	1
Deer Park, Dade	1
Brooklyn, Dade	1
Brooklyn, Lee	1
Caracas, Dade	1
Boston, Broward	1
Bel Air, Collier	1
O, Manatee	1
Alachua, Duval	1
Alpharetta, Broward	1
Apopka, Clay	1
Asheville, Highlands	1
Astoria, Broward	1

COVID-19: characteristics of 1,822,644 Florida resident cases

Data through Feb 18, 2021 verified as of Feb 19, 2021 at 09:25 AM

Data in this report are provisional and subject to change.

The table below includes the cities and counties of residence for cases in Florida residents based on the patient's ZIP Code. Note that city is not always received as part of the initial notification and may be missing while the case is being investigated.

City and county	Cases
Bartow, Hardee	1
Downingtown, Hillsborough	1
Dpo, Santa Rosa	1
Dunedin, Unknown	1
Deerfield, Dade	1
Deland, Seminole	1
Deltona, Seminole	1
Fort Lauderdale, Leon	1
Fort Myers, Sarasota	1
Fort Pierce, Palm Beach	1
Fort White, Clay	1
East Palatka, Hillsborough	1
Eastpoint, Leon	1
Garden City, Alachua	1
Gaylord, Orange	1
Gotcha, Orange	1
Greensburg, Palm Beach	1
Erie, Monroe	1
Hallandale, Unknown	1
Haines City, Osceola	1
Hernando, Marion	1
Hialeah, Collier	1
Helen, Bay	1
Prattville, Hillsborough	1
Prestonsburg, Bay	1
Quincy, Jackson	1
Rapid City, Broward	1
Russellville, Bay	1
Saint Cloud, Palm Beach	1
Saint Joseph, Volusia	1
San Antonio, Orange	1
Syracuse, Polk	1
Tallahassee, Dade	1
Tamarac, Dade	1
Suitland, Volusia	1
Sanford, Unknown	1
Seminole, Leon	1
Shalimar, Unknown	1
Shirley, Flagler	1
Piasa, Putnam	1
Palmetto, Pasco	1
Pass-A-Grille Beach, Pinellas	1
Palmetto Bay, Palm Beach	1
Palm Beach Gardens, Unknown	1
Orlo Vista, Orange	1
Other, Dade	1
Myakka City, Sarasota	1
New Middletown, Hillsborough	1
New Port Richey, Pinellas	1
New Port Richey, Unknown	1
Newberry, Marion	1
Oldsmar, Hillsborough	1
North Palm Beach, Orange	1
Northport, Sarasota	1
Oakland, Lee	1
Winter Garden, Duval	1
Woodbine, Nassau	1
Yulee, St. Johns	1
Zephyrhills, Hillsborough	1

COVID-19: characteristics of 1,822,644 Florida resident cases

Data through Feb 18, 2021 verified as of Feb 19, 2021 at 09:25 AM

Data in this report are provisional and subject to change.

The table below includes the cities and counties of residence for cases in Florida residents based on the patient's ZIP Code. Note that city is not always received as part of the initial notification and may be missing while the case is being investigated.

City and county	Cases
Tavares, Orange	1
Tequesta, Martin	1
Topsham, Manatee	1
Town Of Nocatee, St. Johns	1
Troy, Manatee	1
Unkn, Duval	1
Sunbright, Palm Beach	1
Venetian Islands, Dade	1
Waipahu, Santa Rosa	1
Ward, Polk	1
Wellborn, Columbia	1
West Apm Beach, Palm Beach	1
West Yarmouth, St. Lucie	1
Armstrong, St. Johns	1
Atl, Brevard	1
Alva, Escambia	1
Andalusia, Escambia	1
Arcadia, Highlands	1
Baker, Santa Rosa	1
Belleville, Palm Beach	1
Belmont, Santa Rosa	1
Blountstown, Broward	1
Bronson, Alachua	1
Brooker, Alachua	1
Bradenton, Clay	1
Brandon, Pinellas	1
Bonita, Lee	1
Bocaraten, Palm Beach	1
Cincinnati, Dade	1
Crossings, Unknown	1
Dfafs, Okaloosa	1
Davenport, Lake	1
Davie, Unknown	1
Dayton, Orange	1
Edgewood, Broward	1
Elkton, Putnam	1
Floral, Okaloosa	1
Hudson, Pinellas	1
Hoosick Falls, Broward	1
Indian Rock Beach, Palm Beach	1
Interlachen, Duval	1
Kure Beach, Monroe	1
Lakeland, Palm Beach	1
Gibsonton, Unknown	1
Gainesville, Okaloosa	1
Gainesville, Unknown	1
Hialeahgardens, Dade	1
Hiram, Leon	1
Greenbrier, Bay	1
Groveland, Orange	1
Longwood, Broward	1
Lucedale, St. Lucie	1
Maccleddy, Duval	1
Mantua, Broward	1
Middletown, Osceola	1
Mayaguez, Dade	1
Monroe, Hillsborough	1
Missing, Gilchrist	1
North Laud, Unknown	1

COVID-19: characteristics of 1,822,644 Florida resident cases

Data through Feb 18, 2021 verified as of Feb 19, 2021 at 09:25 AM

Data in this report are provisional and subject to change.

The table below includes the cities and counties of residence for cases in Florida residents based on the patient's ZIP Code. Note that city is not always received as part of the initial notification and may be missing while the case is being investigated.

City and county	Cases
Ocoee, Unknown	1
Odessa, Dade	1
Newberry, Levy	1
New Vernon, Palm Beach	1
White Plains, Broward	1
Whites Creek, Leon	1
Windermere, Volusia	1
Wtixrat, Dade	1
Ventura, Orange	1
Westlake Village, Unknown	1
Watersound, Bay	1
University Of Central Florida, Lee	1
Unk, Duval	1
Trenton, Dixie	1
Unknown, Unknown	1
Pembroke Pines, Orange	1
Pensacola, Sumter	1
Perth Amboy, Hillsborough	1
Puerto Rico, Unknown	1
Punta Gorda, Unknown	1
Randolph, Orange	1
Rivera Beach, Palm Beach	1
Port Orange, Brevard	1
Powell, Lee	1
Paducah, Manatee	1
Orlando, Jackson	1
Palm Coast, Unknown	1
Oldsra, Manatee	1
Saint Petersburg, Charlotte	1
Saint Augustine, Flagler	1
Seffener, Hillsborough	1
Seminole, Lee	1
Toms River, Lee	1
Tourist, Dade	1
Stratford, Broward	1
Sunrise, Dade	1
Tallahassee, Gadsden	1
Tallahassee, Madison	1
Daytona Beach, Orange	1
Deerfield Beach, Polk	1
Crestview, Broward	1
Dalecity, Okaloosa	1
Clearwater, Leon	1
Crystal River, Marion	1
Crystal River, Unknown	1
Fellsmere, Brevard	1
Fleming Island, Duval	1
Florida City, Unknown	1
Fort Lauderdale, Collier	1
El Dorado, Palm Beach	1
East Setauket, Palm Beach	1
Canton, Duval	1
Charlotte, Alachua	1
Cantonment, Santa Rosa	1
Cape Coral, Unknown	1
Bryceville, Duval	1
Bradenton, Lee	1
Boca Raton, Dade	1
Boca Raton, Madison	1

COVID-19: characteristics of 1,822,644 Florida resident cases

Data through Feb 18, 2021 verified as of Feb 19, 2021 at 09:25 AM

Data in this report are provisional and subject to change.

The table below includes the cities and counties of residence for cases in Florida residents based on the patient's ZIP Code. Note that city is not always received as part of the initial notification and may be missing while the case is being investigated.

City and county	Cases
Bogota, Unknown	1
Atlanta, Walton	1
Attalla, Broward	1
Auburn, Palm Beach	1
Autagaville, Broward	1
Apopka, Volusia	1
Alachua, Suwannee	1
Alafaya, Broward	1
Alafaya, Pinellas	1
Merrick, Palm Beach	1
Metter, Manatee	1
Miamiardens, Unknown	1
Miamksaohes, Dade	1
Miami Dade, Unknown	1
Lake Clarke Shores, Palm Beach	1
Lake Forest, Collier	1
Macclenny, Dixie	1
Madison, Jefferson	1
Maitland, Collier	1
Key West, Palm Beach	1
Kilgore, Dade	1
Jupiter Inlet, Palm Beach	1
Jzx, Unknown	1
Land O Lakes, Unknown	1
Landolakes, Unknown	1
Lawton, Okaloosa	1
Levittown, Palm Beach	1
Lima, Manatee	1
Lima, Volusia	1
Gainesville, Levy	1
Glen Cove, Unknown	1
Glen Saint Mary, Duval	1
Golden Oak, Hillsborough	1
Greensboro, Leon	1
Jacksonville, Baker	1
Jacksonville, Marion	1
Irmo, Unknown	1
Immokalee, Walton	1
Orlando, Gadsden	1
Orlando, Hernando	1
Orlando, St. Johns	1
Orem, Dade	1
Orlando, Citrus	1
Ocala, Duval	1
Okeechobi, Unknown	1
Monument, Broward	1
Mokena, Lee	1
Morrisville, Palm Beach	1
North Brunswick, St. Lucie	1
North Grafton, Dade	1
North Lauderdale, Unknown	1
North Porte, Unknown	1
Notrealville, Polk	1
Orlando, Walton	1
Oviedo, Lake	1
Pensacola, Dade	1
Panomo City, Bay	1
Parrish, Sarasota	1
Plantation, Leon	1

COVID-19: characteristics of 1,822,644 Florida resident cases

Data through Feb 18, 2021 verified as of Feb 19, 2021 at 09:25 AM

Data in this report are provisional and subject to change.

The table below includes the cities and counties of residence for cases in Florida residents based on the patient's ZIP Code. Note that city is not always received as part of the initial notification and may be missing while the case is being investigated.

City and county	Cases
Pooler, Broward	1
Port St. Lucie, Unknown	1
Punta Gorda, Sarasota	1
Putnam, Putnam	1
Rye, Palm Beach	1
Ridgewood, Lee	1
Roayl Palm Beach, Palm Beach	1
Roseville, Broward	1
Saint Petersburg, Bay	1
San Marcos, Unknown	1
Twentynine Palms, Broward	1
Surprise, Unknown	1
Syracuse, Unknown	1
St Cloud, Orange	1
St Helena Is, Dade	1
Vernon, Walton	1
West Miami, Unknown	1
Waukesha, Volusia	1
Venezuela, Unknown	1
Whippany, Volusia	1
Xifamk, Dade	1
Windermere, Alachua	1
Winfield, Hillsborough	1
Winter Garden, Unknown	1
Winter Park, Brevard	1
Winter Park, Unknown	1
Lake Worth, Unknown	1
Litchfield Park, Monroe	1
Littleton, St. Johns	1
Jupiter, Pinellas	1
Kansas City, Palm Beach	1
Lake Como, Nassau	1
Lake In The Hills, Broward	1
Gwynn Oak, Polk	1
Indianapolis, Lee	1
Newaygo, Charlotte	1
New Canaan, Dade	1
Na, Dade	1
Naples, Leon	1
Melbourne, Volusia	1
Mattoon, Lee	1
Milford, Bay	1
Milford, Unknown	1
Los Angeles, Orange	1
Maitland, Palm Beach	1
Marianna, Leon	1
Marianna, Washington	1
Mary Esther, Hillsborough	1
Bonnie, St. Johns	1
Boys Ranch, Suwannee	1
Brownsville, Escambia	1
Clearwater, Hillsborough	1
Coal City, Pasco	1
Celebration, Orange	1
Chicago, Broward	1
Choctaw Beach, Unknown	1
8852 Teacher Ln, Pasco	1
Addison, Pasco	1
Apopka, Citrus	1

COVID-19: characteristics of 1,822,644 Florida resident cases

Data through Feb 18, 2021 verified as of Feb 19, 2021 at 09:25 AM

Data in this report are provisional and subject to change.

The table below includes the cities and counties of residence for cases in Florida residents based on the patient's ZIP Code. Note that city is not always received as part of the initial notification and may be missing while the case is being investigated.

City and county	Cases
Apopka, Hillsborough	1
Arabi, Orange	1
Austin, Dade	1
Belleair Bluffs, Unknown	1
Apo, Collier	1
Big Torch Key, Monroe	1
Black, Holmes	1
Boca Raton, Lee	1
Bonifay, Unknown	1
Crescent City, Marion	1
Crestview, Unknown	1
Commerce Township, Manatee	1
Crawfordville, Alachua	1
Denton, Broward	1
Destin, Bay	1
Eureka, Flagler	1
Evansville, Citrus	1
Fort Worth, Broward	1
Franklin, Orange	1
Frostproof, Highlands	1
Gainesville, Palm Beach	1
Gainesville, Santa Rosa	1
Tavares, Unknown	1
Temple, Palm Beach	1
Surfside Beach, Orange	1
Tampa, Duval	1
Summerdale, Escambia	1
Sun City Center, Lee	1
Saint Charles, Orange	1
St Peterburg, Orange	1
Stiamk, Dade	1
Scottsdale, Brevard	1
Roswell, Bay	1
Ruskin, Dade	1
Ruskin, Manatee	1
Saint Petersburg, Duval	1
Saint Petersburg, Manatee	1
Port Saint Lucie, Marion	1
Port St Luce, Unknown	1
Pompano Beach, Osceola	1
Pensacola Naval Hospital, Escambia	1
Plymouth, Pasco	1
Pass-A-Grille, Pinellas	1
Oviedo, Orange	1
Pace, Escambia	1
Painted Post, Pasco	1
Palatka, Marion	1
Okeechobee, Unknown	1
North Port, Charlotte	1
Winter Springs, Polk	1
Youngstown, Washington	1
Winnetka, Dade	1
Winter Garden, Osceola	1
Winter Haven, Osceola	1
Winter Park, Duval	1
Winter Park, Palm Beach	1
Weston, Unknown	1
Wildwood, Lee	1
West Hollywood, Broward	1

COVID-19: characteristics of 1,822,644 Florida resident cases

Data through Feb 18, 2021 verified as of Feb 19, 2021 at 09:25 AM

Data in this report are provisional and subject to change.

The table below includes the cities and counties of residence for cases in Florida residents based on the patient's ZIP Code. Note that city is not always received as part of the initial notification and may be missing while the case is being investigated.

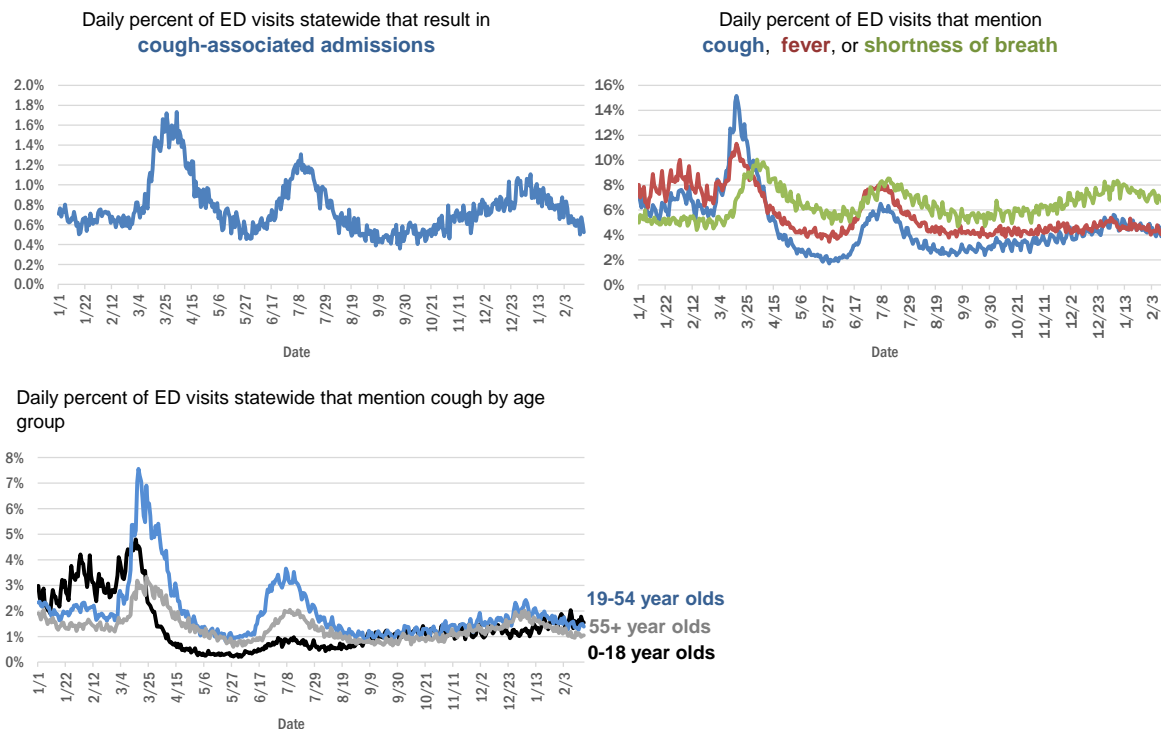
City and county	Cases
Waverly, Duval	1
Wabasha, Clay	1
Unknown, Duval	1
Upland, Manatee	1
Total	1,822,644

COVID-19: additional surveillance information

Data through Feb 18, 2021 verified as of Feb 19, 2021 at 09:25 AM

Data in this report are provisional and subject to change.

Statewide emergency department (ED) chief complaint and admission data



The Electronic Surveillance System for the Early Notification of Community-Based Epidemics (ESSENCE-FL) includes chief complaint data from 211 of 211 Florida EDs. Data are transmitted electronically to ESSENCE-FL daily or hourly.

COVID-19: testing by laboratory

Data through Feb 18, 2021 verified as of Feb 19, 2021 at 09:25 AM

Data in this report are provisional and subject to change.

The numbers in the table below represent the number of Florida and non-Florida residents for whom test results were received by the Department of Health. A person can be tested by more than one laboratory and can have both positive and negative results. **Therefore, the sum of the numbers in each column will be larger than the total number of people tested.**

Reporting lab	Inconclusive	Negative	Positive	Percent positive	Total
LABORATORY CORPORATION OF AMERICA	2,474	1,538,672	210,828	12%	1,751,974
CURATIVE LABS	13,465	1,418,711	214,283	13%	1,646,459
QUEST DIAGNOSTICS	11,434	1,318,843	195,258	13%	1,525,535
BIO REFERENCE LABORATORIES, INC	7,562	898,230	172,851	16%	1,078,643
HELIX	7,787	569,942	100,743	15%	678,472
REALTOX LABS LLC	6,161	571,779	93,817	14%	671,757
GENETWORX	661	390,604	32,958	8%	424,223
NOMI_HEALTH	2,134	360,636	52,700	13%	415,470
RCA LABORATORY SERVICES, LLC		359,440	38,567	10%	398,007
CDR MAGUIRE - HEALTH CARE CENTER		338,627	51,537	13%	390,164
EAST FLORIDA STATE COLLEGE - BREVARD		212,887	26,986	11%	239,873
IMPACT HEALTH BIOMETRIC TESTING, INC	1,020	208,697	24,349	10%	234,066
BPHL-JACKSONVILLE	18	172,005	30,534	15%	202,557
NOMI HEALTH LAB SERVICES		172,680	19,826	10%	192,506
PWNHEALTH	1,167	156,317	21,679	12%	179,163
CB SMITH PARK		150,116	18,794	11%	168,910
ADVENTHEALTH LAB	99	147,116	19,270	12%	166,485
MAKO GENOMICS	7,413	133,338	24,416	15%	165,167
FULGENT DIAGNOSTICS LABORATORY	2,909	134,990	14,962	10%	152,861
MAYO CLINIC LABORATORIES	331	134,508	17,171	11%	152,010
ELABNETWORK	1,059	137,147	11,700	8%	149,906
BPHL-MIAMI	225	126,689	21,507	14%	148,421
BAYCARE LABORATORIES LLC	565	122,581	10,923	8%	134,069
MEMORIAL REGIONAL HOSPITAL SOUTH	25	107,283	22,091	17%	129,399
NORTHWEST LABORATORY	246	121,056	6,473	5%	127,775
ASCENSION SACRED HEART HOSPITAL - PENSACOLA	2	108,793	17,366	14%	126,161
BIOCOLLECTIONS WORLDWIDE, INC	731	106,493	13,255	11%	120,479
ORLANDO HEALTH SYSTEM	678	108,031	11,399	9%	120,108
PALM BEACH BALLPARK		107,050	11,382	10%	118,432
ADVENT HEALTH LAB	112	101,260	13,956	12%	115,328
MEDICAL DIAGNOSTIC LABORATORIES	974	98,524	14,212	12%	113,710
UF HEALTH MEDICAL LAB	33	93,532	8,813	9%	102,378
BPHL-TAMPA (SPECTRUM BLVD)	45	85,639	15,920	16%	101,604
AKESOGEN		85,072	16,464	16%	101,536
TESTING MATTERS INC	501	85,407	14,408	14%	100,316
KORVALABS, INC	1,285	91,432	4,698	5%	97,415
TAMPA GENERAL HOSPITAL	4	86,474	8,366	9%	94,844
DIATHERIX LABORATORIES (VRL EUROFINS)		81,137	12,184	13%	93,321
SUNPATH MEDICAL DIAGNOSTICS LABORATORY	801	76,716	11,849	13%	89,366
AEGIS SCIENCES CORPORATION	752	69,779	12,659	15%	83,190
BAPTIST HEALTH SOUTH FLORIDA	341	70,757	11,162	14%	82,260
ASCENSION ST VINCENT'S - RIVERSIDE	1	66,118	9,737	13%	75,856
JACKSON MEMORIAL HOSPITAL CLINICAL LAB	79	58,282	10,853	16%	69,214
SOUTH MIAMI HOSPITAL LAB	405	59,504	8,674	13%	68,583
LAKELAND REGIONAL MEDICAL CENTER	129	60,266	8,104	12%	68,499
AMERICAN HEALTH ASSOCIATES	9	57,609	5,083	8%	62,701

COVID-19: testing by laboratory

Data through Feb 18, 2021 verified as of Feb 19, 2021 at 09:25 AM

Data in this report are provisional and subject to change.

The numbers in the table below represent the number of Florida and non-Florida residents for whom test results were received by the Department of Health. A person can be tested by more than one laboratory and can have both positive and negative results. **Therefore, the sum of the numbers in each column will be larger than the total number of people tested.**

Reporting lab	Inconclusive	Negative	Positive	Percent positive	Total
UF HEALTH SHANDS HOSPITAL	453	57,140	4,310	7%	61,903
INGENIOUS PERSONALIZED MEDICINE	183	46,671	9,786	17%	56,640
AIT LABORATORIES		50,343	6,155	11%	56,498
ARUP LABORATORIES	16	50,056	2,921	6%	52,993
APPLIED INGENUITY DIAGNOSTICS LLC		47,797	2,156	4%	49,953
BAPTIST HEALTH - JACKSONVILLE	4	45,032	3,773	8%	48,809
TALLAHASSEE MEMORIAL HOSPITAL	233	41,814	5,306	11%	47,353
GENESIS REFERENCE LABORATORIES		42,427	4,844	10%	47,271
VIRACOR EUROFINS		35,468	9,810	22%	45,278
SARASOTA MEMORIAL HOSPITAL MAIN LAB	12	38,793	3,491	8%	42,296
BROWARD GENERAL MEDICAL CENTER-CLINICAL LAB	2	36,670	3,996	10%	40,668
MILLENNIUM PHYSICIAN GROUP	17	33,154	6,435	16%	39,606
NICKLAUS CHILDREN'S HOSPITAL	66	34,390	4,857	12%	39,313
ADVENTIST HEALTH SYSTEMS SUNBELT INC DBA		35,175	4,043	10%	39,218
FLORIDA HOSPITAL - TAMPA	37	35,970	3,134	8%	39,141
LEE HEALTH - CAPE CORAL HOSPITAL	3	32,500	5,398	14%	37,901
UNIVERSITY OF MIAMI HOSPITAL	124	33,504	3,514	9%	37,142
ORANGE COUNTY CONVENTION CENTER		33,330	3,696	10%	37,026
DWIC OF TAMPA BAY INC		31,972	3,850	11%	35,822
MIAMI DADE COUNTY		32,093	3,528	10%	35,621
UF HEALTH JACKSONVILLE	48	31,719	3,774	11%	35,541
WALGREENS	34	29,073	5,378	16%	34,485
ECCO LAB GROUP CO	496	29,290	4,538	13%	34,324
MINUTECLINIC LLC		27,624	5,052	15%	32,676
MEDFAST URGENT CARE CENTERS, LLC	19	26,510	4,097	13%	30,626
NORTH FLORIDA REGIONAL MEDICAL CENTER		26,750	3,300	11%	30,050
ST JOSEPHS HOSPITAL LABORATORY	23	25,862	3,427	12%	29,312
MOUNT SINAI MEDICAL CENTER	10	26,390	2,898	10%	29,298
JUPITER MEDICAL CENTER LAB	78	26,310	2,552	9%	28,940
BRANDON REGIONAL HOSPITAL		25,432	3,381	12%	28,813
STS LAB 2 LLC	6	26,307	1,336	5%	27,649
INTEGRATED REGIONAL LABORATORIES LLP	1	23,296	3,792	14%	27,089
JFK MEDICAL CENTER LAB	1	23,142	3,018	12%	26,161
PALMETTO GENERAL HOSPITAL LAB	3	21,565	4,450	17%	26,018
WATSON CLINIC LLP		20,562	4,812	19%	25,374
NIGHT LITE PEDIATRIC CENTER LLC		22,334	2,553	10%	24,887
GENESIS MEDICAL LABORATORY	313	20,508	3,986	16%	24,807
MALABAR MEDICAL WALK IN CLINIC	1	20,028	4,003	17%	24,032
HOLY CROSS HOSPITAL CLINICAL LAB	1	21,937	2,066	9%	24,004
ACCESS DX LABORATORY	218	21,662	2,070	9%	23,950
HEALTHLINK DIAGNOSTIC LABORATORIES	282	21,133	2,305	10%	23,720
AVENTUS BIO LABS	16	20,149	3,036	13%	23,201
MORTON PLANT HOSPITAL-ADLER INSTITUTE	26	19,972	2,373	11%	22,371
PANCARE OF FLORIDA INC		19,729	2,380	11%	22,109

COVID-19: testing by laboratory

Data through Feb 18, 2021 verified as of Feb 19, 2021 at 09:25 AM

Data in this report are provisional and subject to change.

The numbers in the table below represent the number of Florida and non-Florida residents for whom test results were received by the Department of Health. A person can be tested by more than one laboratory and can have both positive and negative results. **Therefore, the sum of the numbers in each column will be larger than the total number of people tested.**

Reporting lab	Inconclusive	Negative	Positive	Percent positive	Total
STATLAB_MOBILE	1	20,054	2,032	9%	22,087
LAB DIAGNOSTICS LLC	390	15,768	5,308	25%	21,466
NAPLES COMMUNITY HOSPITAL	71	19,326	2,007	9%	21,404
DRS CLACK SPENCER WHITE & MCCORMACK PA D/B/A		18,818	1,947	9%	20,765
ADVENT HEALTH - DAYTONA BEACH	32	18,890	1,664	8%	20,586
EXACT SCIENCES LABORATORIES		18,177	2,306	11%	20,483
PATIENTS FIRST LAKE ELLA MEDICAL CENTER PA		17,004	3,182	16%	20,186
SAINT MARY'S MEDICAL CENTER	24	18,004	2,127	11%	20,155
INFINITY BIOLOGIX LLC	54	18,735	818	4%	19,607
UNITED CLINICAL LABORATORY LLC	2	16,777	2,230	12%	19,009
CLEVELAND CLINIC HOSPITAL LAB	4	16,175	2,163	12%	18,342
BAYFRONT HEALTH - ST PETERSBURG	17	15,453	2,329	13%	17,799
CLEVELAND CLINIC TRADITION HOSPITAL		16,277	1,210	7%	17,487
HEALTH CENTER AT SINAI RESIDENCES		16,930	506	3%	17,436
OSCEOLA REGIONAL MEDICAL CENTER	1	15,102	2,201	13%	17,304
LEESBURG REGIONAL MEDICAL CENTER		15,124	2,105	12%	17,229
BIOCERNA LABS	461	14,582	2,112	12%	17,155
HOMESTEAD HOSPITAL CLINICAL LABORATORY	27	13,592	2,928	18%	16,547
MEMORIAL HOSPITAL JACKSONVILLE	8	13,762	2,674	16%	16,444
WELLINGTON REGIONAL MED CTR LAB	6	14,468	1,794	11%	16,268
NORTHWEST MEDICAL CENTER	1	13,642	1,939	12%	15,582
ORANGE PARK MEDICAL CENTER	9	12,914	2,559	17%	15,482
INDIAN RIVER PATHOLOGY LLC		14,168	1,216	8%	15,384
CLARITY LAB SOLUTIONS	88	13,572	1,711	11%	15,371
ACCESS MEDICAL LABORATORIES	4	7,925	7,345	48%	15,274
VISTA CLINICAL DIAGNOSTICS	481	12,795	1,662	11%	14,938
BETHESDA HOSPITAL EAST		13,526	1,391	9%	14,917
OAK HILL HOSPITAL		13,164	1,673	11%	14,837
DELRAY MEDICAL CENTER LAB	3	13,263	1,554	10%	14,820
WEST KENDALL BAPTIST HOSPITAL	12	11,757	2,779	19%	14,548
INDIAN RIVER MEDICAL CENTER LAB		13,669	852	6%	14,521
LAWNWOOD REGIONAL MEDICAL CENTER	1	12,428	2,019	14%	14,448
PRIVA PATH LABS	75	13,444	912	6%	14,431
MEMORIAL REGIONAL HOSPITAL CLINICAL LABORATORY	10	13,330	918	6%	14,258
BAPTIST HEALTHCARE - BAPTIST HOSPITAL	5	11,127	3,040	21%	14,172
LEE HEALTH - LEE MEMORIAL HOSPITAL		10,504	3,525	25%	14,029
BAPTIST HEALTH - SOUTH		12,822	1,157	8%	13,979
UHEALTH CORAL GABLES/LENNAR MED CTR	30	12,950	883	6%	13,863
LARGO MEDICAL CENTER		12,252	1,555	11%	13,807
WINTER HAVEN HOSPITAL CLINICAL LABORATORY	4	11,553	2,128	16%	13,685
NONA SCIENTIFIC	5	10,405	3,120	23%	13,530
THE HEALTHCARE DISTRICT OF PALM BEACH COUNTY	44	11,636	1,698	13%	13,378
WEST FLORIDA HOSPITAL LAB	1	10,349	2,905	22%	13,255
ADVENTHEALTH CENTRA CARE LAKE BUENA VISTA		11,729	1,513	11%	13,242

COVID-19: testing by laboratory

Data through Feb 18, 2021 verified as of Feb 19, 2021 at 09:25 AM

Data in this report are provisional and subject to change.

The numbers in the table below represent the number of Florida and non-Florida residents for whom test results were received by the Department of Health. A person can be tested by more than one laboratory and can have both positive and negative results. **Therefore, the sum of the numbers in each column will be larger than the total number of people tested.**

Reporting lab	Inconclusive	Negative	Positive	Percent positive	Total
CARDIOPATH	84	11,386	1,670	13%	13,140
MEDICAL CENTER OF TRINITY CLINICAL LABORATORY	2	11,427	1,369	11%	12,798
PALMS WEST HOSPITAL LAB	2	10,913	1,800	14%	12,715
GOOD SAMARITAN MEDICAL CENTER LAB	2	10,999	1,648	13%	12,649
WESTSIDE REGIONAL MED CTR	2	10,745	1,845	15%	12,592
ST ANTHONY'S HOSPITAL LAB	30	10,865	1,477	12%	12,372
MERCY HOSPITAL A CAMPUS OF PLANTATION GEN HOSP LAB	1	10,388	1,961	16%	12,350
NEMOURS CHILDRENS HOSPITAL	1	11,472	687	6%	12,160
LAKE CITY HM		11,147	988	8%	12,135
GULF COAST MEDICAL CENTER MICROLAB		9,472	2,652	22%	12,124
REGIONAL MEDICAL CENTER BAYONET POINT	2	11,106	981	8%	12,089
MOLECULAR INFECTIOUS DISEASES	397	11,294	397	3%	12,088
FLORIDA HOSPITAL WATERMAN LABORATORY	70	10,997	861	7%	11,928
BINAXNOW	9	9,072	2,816	24%	11,897
THE VILLAGES REGIONAL HOSPITAL		10,648	1,218	10%	11,866
PWN HEALTH	17	9,656	2,070	18%	11,743
ST MARKS HOSPITAL LABORATORY B	78	10,627	1,002	9%	11,707
CAPITAL REGIONAL MEDICAL CTR		9,290	2,304	20%	11,594
AVENTURA HOSPITAL LAB		9,255	2,175	19%	11,430
GENOVA DIAGNOSTICS LABORATORY	61	10,357	1,006	9%	11,424
CORAL GABLES HOSPITAL CLINICAL LABORATORY		9,600	1,811	16%	11,411
HALIFAX MEDICAL CENTER LAB	37	9,658	1,696	15%	11,391
ST JOSEPHS HOSPITAL	18	9,877	1,494	13%	11,389
FLORIDA LABORATORY ANALYSIS		9,761	1,448	13%	11,209
WEST BOCA MEDICAL CENTER LAB		10,327	836	7%	11,163
BLAKE MEDICAL CENTER		9,744	1,403	13%	11,147
FULGENT DIAGNOSTICS	133	10,206	726	7%	11,065
COAST DIAGNOSTICS LLC	45	9,817	1,182	11%	11,044
BAPTIST HEALTH SOUTH FLORIDA - WEST KENDALL URGENT CARE		9,225	1,769	16%	10,994
LEE HEALTH - HEALTH PARK MEDICAL CENTER		9,194	1,793	16%	10,987
MANATEE MEMORIAL HOSPITAL		10,025	951	9%	10,976
PATHNOSTICS	41	8,583	2,335	21%	10,959
LARKIN COMMUNITY HOSPITAL	10	9,479	1,447	13%	10,936
PALM BEACH GARDENS MEDICAL CTR LAB		9,713	1,068	10%	10,781
MEASE COUNTRYSIDE LAB	14	9,535	1,169	11%	10,718
LARKIN COMMUNITY HOSPITAL INC DBA CARDIOTROPIC		6,820	3,621	35%	10,441
MEDRITE MEDICAL CARE, PC	4,904	5,016	500	5%	10,420
PRECISION HEALTH RESOURCES LLC		9,650	657	6%	10,307
LAKE CITY MEDICAL CENTER		8,153	2,144	21%	10,297
FLORIDA HOSPITAL HEARTLAND MED CTR CLINICAL LAB	33	8,823	1,337	13%	10,193
VIKOR SCIENTIFIC	46	8,368	1,760	17%	10,174
ADVENT HEALTH - WESLEY CHAPEL	14	9,026	947	9%	9,987
SRQ DRIVE THROUGH		8,944	905	9%	9,849
PLANTATION GENERAL HOSPITAL		8,292	1,531	16%	9,823
DOCTORS HOSPITAL	7	8,021	1,609	17%	9,637
AVECINA	17	8,904	698	7%	9,619

COVID-19: testing by laboratory

Data through Feb 18, 2021 verified as of Feb 19, 2021 at 09:25 AM

Data in this report are provisional and subject to change.

The numbers in the table below represent the number of Florida and non-Florida residents for whom test results were received by the Department of Health. A person can be tested by more than one laboratory and can have both positive and negative results. **Therefore, the sum of the numbers in each column will be larger than the total number of people tested.**

Reporting lab	Inconclusive	Negative	Positive	Percent positive	Total
PALM BEACH BALL PARK		8,605	1,010	11%	9,615
FLORIDA MEDICAL CENTER - A CAMPUS OF NORTH SHORE	2	8,405	1,159	12%	9,566
LEON MEDICAL CENTERS LLC		7,501	2,049	21%	9,550
P4 CLINICAL, LLC	196	8,375	949	10%	9,520
SARKIS CLINICAL TRIALS	25	8,261	1,226	13%	9,512
AVECINA MEDICAL	4	6,202	3,256	34%	9,462
CENTRAL FLORIDA REGIONAL HOSPITAL		8,430	986	10%	9,416
AMERICAN FAMILY CARE		5,172	4,213	45%	9,385
LABSTAT LLC	3	8,906	432	5%	9,341
BOSTON HEART DIAGNOSTICS CORP		8,139	1,196	13%	9,335
NORTHSIDE HOSPITAL AND HEART INSTITUTE		8,334	959	10%	9,293
NATIONWIDE LABORATORY SERVICES INC	318	7,742	1,232	13%	9,292
EXPRESS GENE MOLECULAR DIAGNOSTICS LABORATORY		7,917	1,375	15%	9,292
CORAL SPRINGS MED CTR		8,258	894	10%	9,152
FLORIDA HOSPITAL DELAND	10	7,832	1,149	13%	8,991
CERNERELR_BAYCARE	43	8,320	616	7%	8,979
ADVENTHEALTH CENTRA CARE WATERFORD LAKES		7,386	1,468	17%	8,854
NCF DIAGNOSTICS & DNA TECHNOLOGIES LAB	151	8,220	477	5%	8,848
INFORM DIAGNOSTICS, INC		8,277	493	6%	8,770
BAPTIST HEALTH SOUTH FLORIDA - COUNTRY WALK URGENT CARE		7,074	1,490	17%	8,564
FLORIDA HOSPITAL FLAGLER	29	7,748	749	9%	8,526
CernerELR_Advent		7,307	1,178	14%	8,485
OCALA REGIONAL MEDICAL CENTER		7,321	1,128	13%	8,449
WEST PALM HOSPITAL LAB		7,709	683	8%	8,392
BROWARD HEALTH NORTH CLINICAL LABORATORY		7,409	958	11%	8,367
SYNERGY DIAGNOSTIC LABORATORY	93	7,366	884	11%	8,343
NORTH SHORE MEDICAL CENTER		6,923	1,417	17%	8,340
AVECINA MEDICAL OAKLEAF	3	6,977	1,330	16%	8,310
MEDARBOR DIAGNOSTICS	1	7,198	1,102	13%	8,301
FLORIDA HOSPITAL ZEPHYRHILLS	10	7,356	894	11%	8,260
CERNERELR_BAPTISTMIAMI	31	7,313	862	11%	8,206
LEE HEALTH - GULF COAST MEDICAL CENTER	2	6,485	1,678	21%	8,165
ADVENTHEALTH CENTRA CARE ST CLOUD	1	7,018	1,128	14%	8,147
FLORIDA HOSPITAL OF CARROLLWOOD	23	6,937	1,135	14%	8,095
ALL CHILDREN'S HOSPITAL		7,507	553	7%	8,060
LABS ASAP LLC		7,203	785	10%	7,988
SOUTH BAY HOSPITAL CLINICAL LAB	1	6,979	850	11%	7,830
CLEVELAND CLINIC MARTIN SOUTH HOSPITAL	1	6,913	861	11%	7,775
KD MEDICAL CHOICE LLC	5	6,867	715	9%	7,587
SYNERGY LABORATORIES	7	6,551	1,025	14%	7,583
NCH NORTH NAPLES HOSPITAL LAB	15	6,733	830	11%	7,578
BAPTIST HEALTH - BEACHES		6,942	617	8%	7,559
HEALTHQUEST ESOTERICS		6,195	1,334	18%	7,529
BAPTIST HEALTH SOUTH FLORIDA - MIAMI LAKES URGENT CARE		5,907	1,611	21%	7,518
POINCIANA MEDICAL CENTER		5,790	1,660	22%	7,450
MEMORIAL HOSPITAL WEST LABORATORY SERVICES	14	6,750	681	9%	7,445

COVID-19: testing by laboratory

Data through Feb 18, 2021 verified as of Feb 19, 2021 at 09:25 AM

Data in this report are provisional and subject to change.

The numbers in the table below represent the number of Florida and non-Florida residents for whom test results were received by the Department of Health. A person can be tested by more than one laboratory and can have both positive and negative results. **Therefore, the sum of the numbers in each column will be larger than the total number of people tested.**

Reporting lab	Inconclusive	Negative	Positive	Percent positive	Total
H LEE MOFFITT CANCER CENTER LABORATORY	1	7,194	212	3%	7,407
ISPM LABS, LLC DBA CAPSTONE DIAGNOSTICS, LLC		7,025	378	5%	7,403
BAYCARE COMMUNITY HEALTH		7,188	186	3%	7,374
SANTA ROSA MEDICAL CENTER		6,019	1,350	18%	7,369
INFINITY BIOLOGIX LLC (GINKO BIOWORKS)	24	7,017	210	3%	7,251
ANNE BATES LEACH EYE HOSPITAL/ ABLEH MICROBIOLOGY LABORATORY	7	7,112	104	1%	7,223
WEST MARION COMMUNITY HOSPITAL LAB		5,960	1,222	17%	7,182
MEMORIAL HOSPITAL MICRO		6,667	490	7%	7,157
CLEVELAND CLINIC MARTIN NORTH HOSPITAL		6,299	826	12%	7,125
ARCPPOINT LABS OF FORT MYERS	4	6,175	875	12%	7,054
MORTON PLANT-MEASE	5	6,349	657	9%	7,011
LAKEWOOD RANCH MEDICAL CENTER		6,368	552	8%	6,920
ST LUCIE MEDICAL CENTER		5,569	1,349	19%	6,918
FLORIDA HOSPITAL FISH MEMORIAL	19	5,814	1,017	15%	6,850
LUMINUS DIAGNOSTICS		6,265	552	8%	6,817
GENE BY GENE, GENOMICS RESEARCH CENTER LAB	44	6,379	377	6%	6,800
ADVENTHEALTH CENTRA CARE CLERMONT		5,711	969	15%	6,680
ADVENTHEALTH CENTRA CARE UNIVERSITY	1	5,912	756	11%	6,669
BAPTIST HEALTH SOUTH FLORIDA - WESTCHESTER URGENT CARE		5,450	1,190	18%	6,640
VISTA CLINICAL	8	3,861	2,710	41%	6,579
ADVENTHEALTH CENTRA CARE WINTER PARK		5,893	644	10%	6,537
ADVENTHEALTH CENTRA CARE WINTER GARDEN	1	5,821	711	11%	6,533
MEDEXPRESS URGENT CARE	2	4,410	2,072	32%	6,484
AVERO DIAGNOSTICS - IRVING	11	6,010	459	7%	6,480
FLORIDA HOSPITAL Ocala		5,595	865	13%	6,460
HIALEAH HOSPITAL	4	4,946	1,418	22%	6,368
BAPTIST HEALTH SOUTH FLORIDA - DORAL URGENT CARE		5,044	1,264	20%	6,308
ADVENTHEALTH CENTRA CARE LAKELAND	1	5,406	817	13%	6,224
UNKNOWN	3	3,308	2,902	47%	6,213
ADVENTHEALTH CENTRA CARE DR PHILLIPS		5,635	566	9%	6,201
OVIEDO MEDICAL CENTER		5,498	628	10%	6,126
ST JOSEPHS NORTH HOSPITAL LAB	7	5,211	844	14%	6,062
BAPTIST HEALTH - NASSAU		5,704	333	6%	6,037
ADVENTHEALTH CENTRA CARE LEE ROAD		5,422	608	10%	6,030
HOLIDAY CVS LLC		5,740	273	5%	6,013
IMPERIAL POINT MEDICAL CENTER		5,431	508	9%	5,939
ATLANTIS URGENT CARE	1	4,341	1,521	26%	5,863
BAYFRONT HEALTH - VENICE REGIONAL MEDICAL	1	5,338	505	9%	5,844
INDIAN RIVER MEDICAL CENTER		4,999	819	14%	5,818
ADVENTHEALTH CENTRA CARE HUNTERS CREEK	3	4,975	805	14%	5,783
FORT WALTON BEACH MEDICAL CENTER		4,886	857	15%	5,743
ST PETERSBURG GENERAL HOSPITAL		4,847	896	16%	5,743
BAYFRONT HEALTH - PORT CHARLOTTE		5,266	477	8%	5,743
SOLARIS DIAGNOSTICS	10	5,106	562	10%	5,678
EMERALD COAST URGENT CARE		4,286	1,356	24%	5,642
MEDEXPRESS URGENT CARE OF BOYNTON BEACH LLC		5,247	380	7%	5,627

COVID-19: testing by laboratory

Data through Feb 18, 2021 verified as of Feb 19, 2021 at 09:25 AM

Data in this report are provisional and subject to change.

The numbers in the table below represent the number of Florida and non-Florida residents for whom test results were received by the Department of Health. A person can be tested by more than one laboratory and can have both positive and negative results. **Therefore, the sum of the numbers in each column will be larger than the total number of people tested.**

Reporting lab	Inconclusive	Negative	Positive	Percent positive	Total
ADVENTHEALTH CENTRA CARE SANFORD		4,969	641	11%	5,610
COMMUNITY HEALTH CENTERS OF PINELLAS INC		4,449	1,140	20%	5,589
ADVENTHEALTH CENTRA CARE MOUNT DORA		4,667	907	16%	5,574
ADVENTHEALTH CENTRA CARE LAKE MARY	2	4,819	719	13%	5,540
BAPTIST HEALTH SOUTH FLORIDA - PEMBROKE PINES URGENT CARE		4,563	903	17%	5,466
ADVENTHEALTH CENTRA CARE KISSIMMEE		4,894	568	10%	5,462
NCH DOWNTOWN NAPLES HOSPITAL	12	4,889	560	10%	5,461
CLINICAL REFERENCE LABORATORY	2	5,188	269	5%	5,459
TROPICANA FIELD - LOT 2	19	4,915	485	9%	5,419
FLORIDA HOSPITAL NORTH PINELLAS	11	4,933	440	8%	5,384
ADVENTHEALTH CENTRA CARE APOPKA	1	4,625	739	14%	5,365
SUNRISE MEDICAL LABORATORIES	2	4,982	367	7%	5,351
SUNCOAST PATHOLOGY ASSOCIATES		4,877	455	9%	5,332
SOUTH FLORIDA BAPTIST HOSPITAL MICRO	4	4,464	860	16%	5,328
MEDEXPRESS URGENT CARE HUDSON		4,568	712	13%	5,280
MARTIN HOSPITAL SOUTH LAB		4,966	288	5%	5,254
EMPIRE CITY LABORATORIES INC	55	4,444	736	14%	5,235
ADVENTIST HEALTH SYSTEMS, SUNBELT INC		4,593	636	12%	5,229
PARAMOUNT URGENT CARE		2,614	2,562	49%	5,176
TRINITY SPRINGS		4,357	729	14%	5,086
DOCTORS URGENT CARE LLC	1	4,129	936	18%	5,066
ADVENTHEALTH CENTRA CARE ALTAMONTE		4,437	626	12%	5,063
NCH NORTH NAPLES HOSPITAL	6	4,442	605	12%	5,053
ANGEL KIDS PEDIATRICS		4,745	303	6%	5,048
BAPTIST HEALTH SOUTH FLORIDA - CORAL SPRINGS URGENT CARE		4,310	699	14%	5,009
PUTNAM COMMUNITY MEDICAL CENTER		4,337	669	13%	5,006
MEDICAL DNA LABS LLC	3	4,530	436	9%	4,969
NORTHWEST FLORIDA COMMUNITY HOSPITAL	31	3,571	1,364	27%	4,966
MICROGEN DX	4	4,254	674	14%	4,932
ACUTIS DIAGNOSTICS	17	3,920	964	20%	4,901
ADVENTHEALTH CENTRA CARE AZALEA PARK		4,145	701	14%	4,846
PRO CLINIC		3,791	1,016	21%	4,807
UNIVERSITY HOSPITAL AND MEDICAL CENTER		3,612	1,121	24%	4,733
AHCC WESLEY CHAPEL		4,210	498	11%	4,708
EGLIN AIR FORCE BASE	12	3,298	1,383	29%	4,693
ADVENTHEALTH CENTRA CARE OVIEDO		4,032	656	14%	4,688
BAPTIST HEALTH - NORTH		3,647	1,034	22%	4,681
ADVENTHEALTH EXPRESS CARE		3,777	874	19%	4,651
URGENT CARE CURE	2	3,975	666	14%	4,643
DOCTORS URGENT CARE OF LUTZ LLC	1	3,721	914	20%	4,636
COASTAL MED URGENT CARE		3,137	1,460	32%	4,597
NIGHT LITE PEDIATRICS	4	3,341	1,250	27%	4,595
ESCAMBIA COMMUNITY CLINICS INC	8	3,378	1,168	26%	4,554
PALMS OF PASADENA HOSPITAL		4,008	504	11%	4,512
BAPTIST HEALTH SOUTH FLORIDA - TAMiami TRAIL URGENT CARE		3,609	884	20%	4,493
MOFFITT CANCER CENTER	6	4,393	94	2%	4,493

COVID-19: testing by laboratory

Data through Feb 18, 2021 verified as of Feb 19, 2021 at 09:25 AM

Data in this report are provisional and subject to change.

The numbers in the table below represent the number of Florida and non-Florida residents for whom test results were received by the Department of Health. A person can be tested by more than one laboratory and can have both positive and negative results. **Therefore, the sum of the numbers in each column will be larger than the total number of people tested.**

Reporting lab	Inconclusive	Negative	Positive	Percent positive	Total
THE CENTER FOR URGENT CARE	3	3,700	744	17%	4,447
ADVENTHEALTH CENTRA CARE SOUTH ORANGE		3,810	636	14%	4,446
MEDEXPRESS URGENT CARE - ESTERO		3,987	456	10%	4,443
FLORIDA FAMILY LABORATORY, INC DBA	33	4,011	384	9%	4,428
ADVENTHEALTH CENTRA CARE LONGWOOD		3,909	515	12%	4,424
BAPTIST HEALTH SOUTH FLORIDA - CORAL GABLES (UNIVERSITY) URGENT CARE		3,795	601	14%	4,396
ADVENTHEALTH CENTRA CARE ORANGE LAKE		3,890	502	11%	4,392
ADVENT HEALTH - HEART OF FLORIDA ER	1	3,755	634	14%	4,390
DOCTORS HOSPITAL OF SARASOTA CLINICAL LABORATORY		3,811	570	13%	4,381
WESTCHESTER HOSPITAL	23	3,507	842	19%	4,372
ADVENTHEALTH CENTRA CARE PORT ORANGE		3,638	713	16%	4,351
BAPTIST HEALTH SOUTH FLORIDA - KENDALE LAKES URGENT CARE		3,486	856	20%	4,342
MINUTECLINIC		3,730	605	14%	4,335
MINUTECLINIC LLC #3703		3,606	711	16%	4,317
MEDEXPRESS URGENT CARE - ROYAL PALM BEACH		3,864	434	10%	4,298
PEDIATRIC HEALTH CARE ALLIANCE PA		3,930	360	8%	4,290
HEALTH FIRST ADVENTHEALTH CENTRA CARE GATEWAY	1	3,851	424	10%	4,276
URGENT CARE OF THE PALM BEACHES		3,483	783	18%	4,266
RAULERSON HOSPITAL		3,510	753	18%	4,263
MEASE DUNEDIN HOSPITAL	5	3,825	423	10%	4,253
BAPTIST HEALTH SOUTH FLORIDA - PINECREST URGENT CARE		3,667	578	14%	4,245
HEALTH FIRST ADVENTHEALTH CENTRA CARE TITUSVILLE		3,789	455	11%	4,244
LEE HEALTH CONVENIENT CARE - PAGE FIELD		3,680	551	13%	4,231
ADVENTHEALTH CENTRA CARE SAND LAKE		3,766	428	10%	4,194
QDX PATHOLOGY SERVICES	2	3,846	339	8%	4,187
FLORIDA COMMUNITY HEALTH CENTER		3,278	907	22%	4,185
MEDEXPRESS URGENT CARE PALM BEACH GARDENS		3,837	336	8%	4,173
BAPTIST HEALTH SOUTH FLORIDA - CORAL GABLES URGENT CARE		3,478	693	17%	4,171
ADVENTHEALTH CENTRA CARE LEESBURG		3,366	791	19%	4,157
MEDEXPRESS URGENT CARE - GOLDEN GATE		3,708	439	11%	4,147
TALLAHASSEE PRIMARY CARE ASSOCIATES		3,580	527	13%	4,107
NIGHT LITE PEDIATRICS URGENT CARE	1	3,414	638	16%	4,053
BAPTIST HEALTH SOUTH FLORIDA - PALMETTO BAY URGENT CARE		3,383	639	16%	4,022
PHYSICIANS REGIONAL MEDICAL CENTER - PINE RIDGE RD	1	3,265	732	18%	3,998
PALMS MEDICAL GROUP	5	2,787	1,185	30%	3,977
BETHESDA HOSPITAL WEST		3,524	405	10%	3,929
US BIOTEK LABORATORIES	14	3,544	362	9%	3,920
GENESIS DIAGNOSTICS		3,679	240	6%	3,919
PARAMOUNT URGENT CARE - WINDERMERE		2,530	1,389	35%	3,919
LABORATORY OF FLORIDA LLC	40	3,596	281	7%	3,917
ASCENSION SACRED HEART - EMERALD COAST		3,199	682	18%	3,881
BAYFRONT HEALTH - SEVEN RIVERS		3,530	346	9%	3,876
BAYA PHARMACY & URGENT CARE		2,796	1,040	27%	3,836
MEDEXPRESS URGENT CARE - LAKELAND		3,385	440	12%	3,825
PREMIER URGENT CARE OF BREVARD LLC	3	3,310	483	13%	3,796
TWIN CITIES HOSPITAL	1	3,314	480	13%	3,795

COVID-19: testing by laboratory

Data through Feb 18, 2021 verified as of Feb 19, 2021 at 09:25 AM

Data in this report are provisional and subject to change.

The numbers in the table below represent the number of Florida and non-Florida residents for whom test results were received by the Department of Health. A person can be tested by more than one laboratory and can have both positive and negative results. **Therefore, the sum of the numbers in each column will be larger than the total number of people tested.**

Reporting lab	Inconclusive	Negative	Positive	Percent positive	Total
MEMORIAL HOSPITAL- MIRAMAR	12	3,459	292	8%	3,763
MEDCOMP SCIENCES LLC	64	1,893	1,726	47%	3,683
ADVENTHEALTH CENTRA CARE		3,273	396	11%	3,669
DOCTORS TEST CENTERS		3,207	424	12%	3,631
CLARITY LAB SOLUTIONS LLC		3,608	4	0%	3,612
BAYFRONT HEALTH - BROOKSVILLE		3,155	430	12%	3,585
ADVENTHEALTH PROMPT CARE	2	2,525	1,037	29%	3,564
ADVENTHEALTH CENTRA CARE COLONIAL TOWN	2	3,137	381	11%	3,520
SIPARADIGM LLC	38	3,242	235	7%	3,515
DESOTO MEMORIAL HOSPITAL	3	2,862	624	18%	3,489
BAPTIST HEALTH SOUTH FLORIDA - DAVIE URGENT CARE		2,882	601	17%	3,483
ACCU REFERENCE MEDICAL LAB	9	2,712	735	21%	3,456
SPORTS DRUG TESTING LABORATORY	55	3,270	110	3%	3,435
ENGLEWOOD COMMUNITY HOSPITAL		3,103	326	10%	3,429
VENTURE MEDICAL OF FLORIDA LLC		3,163	250	7%	3,413
LAKEVIEW MEDICAL CENTER		2,653	749	22%	3,402
MIDWAY SPECIALTY CARE CENTER DIAGNOSTICS	38	3,106	236	7%	3,380
BAYFRONT HEALTH - PUNTA GORDA		3,099	245	7%	3,344
BAPTIST HEALTH SOUTH FLORIDA - WESTON URGENT CARE		2,906	387	12%	3,293
AMELIA URGENT CARE		1,702	1,540	48%	3,242
MINUTECLINIC LLC # 0709		2,738	478	15%	3,216
MINUTECLINIC LLC		2,721	472	15%	3,193
BARTOW REGIONAL MEDICAL CENTER	1	2,665	505	16%	3,171
MEDEXPRESS URGENT CARE CAPE CORAL		2,709	459	14%	3,168
BAYFRONT HEALTH - SPRING HILL		2,830	282	9%	3,112
BAPTIST HEALTH URGENT CARE AT SAWGRASS		2,579	499	16%	3,078
HIGHLANDS REGIONAL MEDICAL CENTER		2,368	702	23%	3,070
HEALTH FIRST ADVENTHEALTH CENTRA CARE COCOA		2,781	288	9%	3,069
PRECISION HEALTH SOLUTIONS		2,893	166	5%	3,059
MINUTECLINIC LLC #1067		2,646	395	13%	3,041
BAPTIST HEALTH SOUTH FLORIDA - BRICKELL URGENT CARE		2,517	517	17%	3,034
ADVENTIST HEALTH SYSTEMS SUNBELT IN DBA		2,703	309	10%	3,012
PHARMCO RX	2	2,771	228	8%	3,001
HOLIDAY CVS LLC DBA CVS PHARMACY #5154		2,901	77	3%	2,978
MINUTECLINIC LLC #8396		2,511	421	14%	2,932
WALGREEN CO	2	2,588	328	11%	2,918
VETERANS AFFAIRS MEDICAL CENTER - ORLANDO	1	1,343	1,568	54%	2,912
SELECT LABORATORIES - MARION COUNTY, FL LLC	5	2,599	295	10%	2,899
STONE CLINICAL LABORATORIES		2,790	96	3%	2,886
MEDEXPRESS URGENT CARE - DELAND		2,567	303	11%	2,870
WALGREENS ORLANDO	3	2,523	340	12%	2,866
MEDEXPRESS URGENT CARE LEHIGH ACRES		2,470	363	13%	2,833
BRASHEAR'S VITAL CARE CORP		2,215	606	21%	2,821
HEALTH FIRST ADVENTHEALTH CENTRA CARE MALABAR		2,522	287	10%	2,809
MEMORIAL HOSPITAL PEMBROKE	3	2,449	327	12%	2,779
ADVENTHEALTH CENTRA CARE KIDS LAKE MARY		2,538	207	8%	2,745

COVID-19: testing by laboratory

Data through Feb 18, 2021 verified as of Feb 19, 2021 at 09:25 AM

Data in this report are provisional and subject to change.

The numbers in the table below represent the number of Florida and non-Florida residents for whom test results were received by the Department of Health. A person can be tested by more than one laboratory and can have both positive and negative results. **Therefore, the sum of the numbers in each column will be larger than the total number of people tested.**

Reporting lab	Inconclusive	Negative	Positive	Percent positive	Total
BMCT Molecular Diagnostics Subsection		2,262	483	18%	2,745
QUICK CARE MED PL	2	2,153	585	21%	2,740
MINUTECLINIC LLC #3631		2,307	427	16%	2,734
VERILY LIFE SCIENCES		2,701	24	1%	2,725
PRIMEHEALTH URGENT CARE INC		2,319	380	14%	2,699
CITRUS MEMORIAL HOSPITAL LABORATORY		2,248	446	17%	2,694
ADVENT HEALTH CENTRA CARE -WINTER PARK KIDS URGENT CARE	4	2,448	238	9%	2,690
MINUTECLINIC LLC 5852		2,275	410	15%	2,685
ALTRU DIAGNOSTICS INC	2	2,536	145	5%	2,683
MC DIAGNOSTIC OF CONNECTICUT, PC #2220		2,272	397	15%	2,669
EMERALD COAST URGENT CARE, LLC	1	1,968	659	25%	2,628
ADVENT HEALTH - NEW SMYRNA		2,074	550	21%	2,624
NXGEN MDX LLC	4	2,306	285	11%	2,595
MEDONE PLLC		1,958	635	24%	2,593
MARINERS HOSPITAL		2,339	254	10%	2,593
BAPTIST HEALTH EMERGENCY CENTER COUNTRY WALK	1	2,171	411	16%	2,583
BAPTIST HEALTH - CLAY		2,205	373	14%	2,578
ADVENT HEALTH - OCALA		2,124	447	17%	2,571
MINUTE CLINIC LLC		2,192	342	13%	2,534
PARAMOUNT URGENT CARE - ORLANDO		1,666	862	34%	2,528
BAPTIST HEALTHCARE - GULF BREEZE HOSPITAL	3	2,086	437	17%	2,526
SCION LAB SERVICES LLC	23	2,315	188	7%	2,526
ACCESS POINT HEALTHCARE URGENT & PRIMARY CARE	2	1,889	625	25%	2,516
HOLMES REG MED CENTER CLINICAL LAB		2,149	365	15%	2,514
MINUTECLINIC LLC #5249		1,984	529	21%	2,513
MINUTECLINIC LLC #3463		2,084	416	17%	2,500
GESSLER CLINIC	2	1,659	838	34%	2,499
EMERALD COAST URGENT CARE LLC		1,804	653	27%	2,457
MEDEXPRESS FORT MYERS		2,146	299	12%	2,445
PARAMOUNT URGENT CARE INC		801	1,632	67%	2,433
PROHEALTH	3	944	1,482	61%	2,429
MINUTECLINIC LLC #5253		2,008	418	17%	2,426
BAPTIST HEALTH - OAKLEAF		1,996	427	18%	2,423
PARAMOUNT URGENT CARE - OVIEDO		1,643	767	32%	2,410
MEDEXPRESS URGENT CARE - VERO BEACH		2,066	309	13%	2,375
CARENOW URGENT CARE		1,372	994	42%	2,366
SACRED HEART HEALTH SYSTEM, INC	1	1,553	808	34%	2,362
MEDEXPRESS URGENT CARE CORAL SPRINGS		2,117	237	10%	2,354
BAPTIST HEALTH SOUTH FLORIDA - MIAMI BEACH URGENT CARE		2,000	340	15%	2,340
PHYSICIANS STAT LAB	3	1,066	1,261	54%	2,330
COMMUNITY HEALTH NORTHWEST FLORIDA	4	1,764	548	24%	2,316
LEE HEALTH - COCONUT POINT CLINICAL LAB	2	1,872	433	19%	2,307
PHYSICIAN ASSOCIATES		2,067	237	10%	2,304
MINUTECLINIC LLC #4415		1,925	376	16%	2,301
MARION E FETHER MEDICAL CENTER, THE		2,105	189	8%	2,294
BLUE MED CONSULTANTS		2,164	90	4%	2,254

COVID-19: testing by laboratory

Data through Feb 18, 2021 verified as of Feb 19, 2021 at 09:25 AM

Data in this report are provisional and subject to change.

The numbers in the table below represent the number of Florida and non-Florida residents for whom test results were received by the Department of Health. A person can be tested by more than one laboratory and can have both positive and negative results. **Therefore, the sum of the numbers in each column will be larger than the total number of people tested.**

Reporting lab	Inconclusive	Negative	Positive	Percent positive	Total
MEDEXPRESS URGENT CARE - CLEWISTON		1,878	361	16%	2,239
PRIMEHEALTH URGENT CARE	1	1,865	360	16%	2,226
PHYSICIANS REGIONAL MEDICAL CENTER - COLLIER BLVD	1	1,526	693	31%	2,220
MINUTECLINIC LLC #5190		1,825	390	18%	2,215
MINUTECLINIC LLC #5854		1,859	352	16%	2,211
ADVENTHEALTH CENTRA CARE CONWAY		1,868	341	15%	2,209
LOWER KEYS MEDICAL CENTER		1,897	245	11%	2,142
DONALD W ROBERTSON DO PA		1,651	482	23%	2,133
FLORIDA MEDICAL CLINIC	3	998	1,089	52%	2,090
BAY MEDICAL CENTER SACRED HEART HEALTH SYSTEM		1,553	524	25%	2,077
ASSOCIATED PATHOLOGISTS, LLC	3	1,673	368	18%	2,044
MINUTECLINIC LLC #7886		1,748	289	14%	2,037
WELLINGTON REGIONAL MEDICAL CENTER		1,833	203	10%	2,036
DYNIX DIAGNOSTIX		1,696	337	17%	2,033
DR G'S URGENT CARE		1,765	266	13%	2,031
AMELIA EXPRESS CARE LLC	10	1,722	294	15%	2,026
TAMPA COMMUNITY HOSPITAL		1,707	311	15%	2,018
MINUTECLINIC LLC #3662		1,701	293	15%	1,994
MEDEXPRESS URGENT CARE BOCA RATON		1,815	165	8%	1,980
ASCENSION SACRED HEART - GULF		1,477	499	25%	1,976
DOC SMILEY'S URGENT CARE		1,706	247	13%	1,953
FLOWERS HOSPITAL		1,752	188	10%	1,940
PATIENTS FIRST - THOMASVILLE ROAD		1,710	229	12%	1,939
UNIVERSITY OF NORTH FLORIDA STUDENT HEALTH		1,871	63	3%	1,934
MINUTECLINIC LLC #5214		1,657	277	14%	1,934
MINUTECLINIC, LLC #4015		1,450	473	25%	1,923
ADVENT HEALTH - DADE CITY		1,667	244	13%	1,911
MINUTECLINIC LLC #7887		1,699	207	11%	1,906
MINUTECLINIC LLC #1771		1,591	306	16%	1,897
MINUTECLINIC LLC # 0514		1,657	235	12%	1,892
MEDFAST URGENT CARE CENTERS LLC		563	1,324	70%	1,887
GENUS3		1,803	71	4%	1,874
MINUTECLINIC LLC #4458		1,498	373	20%	1,871
MINUTECLINIC LLC # 3930		1,586	281	15%	1,867
MINUTECLINIC LLC #5069		1,533	334	18%	1,867
INTELEX LABS, LLC		1,795	57	3%	1,852
MEDEXPRESS PORT CHARLOTTE		1,667	166	9%	1,833
MINUTECLINIC LLC #1055		1,444	381	21%	1,825
BOND URGENT CARE LLC		1,346	477	26%	1,823
MINUTECLINIC LLC #3814		1,505	305	17%	1,810
PARRISH MEDICAL CENTER	1	1,572	230	13%	1,803
MINUTECLINIC LLC #3705		1,559	240	13%	1,799
CHARLES AIESI CONSULTING INC	8	1,576	209	12%	1,793
MINUTECLINIC LLC # 3686		1,519	256	14%	1,775
JACKSON HOSPITAL CLINICAL LABORATORY		1,501	272	15%	1,773
MINUTECLINIC LLC #3003		1,408	364	21%	1,772

COVID-19: testing by laboratory

Data through Feb 18, 2021 verified as of Feb 19, 2021 at 09:25 AM

Data in this report are provisional and subject to change.

The numbers in the table below represent the number of Florida and non-Florida residents for whom test results were received by the Department of Health. A person can be tested by more than one laboratory and can have both positive and negative results. **Therefore, the sum of the numbers in each column will be larger than the total number of people tested.**

Reporting lab	Inconclusive	Negative	Positive	Percent positive	Total
MINUTECLINIC LLC #7225		1,523	246	14%	1,769
EMERGENCY PHYSICIANS MEDICAL CENTER		730	1,012	58%	1,742
Community_Health		1,527	199	12%	1,726
MARTIN HEALTH SYSTEM - ST LUCIE WEST		1,554	167	10%	1,721
MINUTECLINIC LLC #7973		1,492	229	13%	1,721
NCH NORTHEAST	7	1,327	386	22%	1,720
MINUTECLINIC, LLC #3204		1,417	299	17%	1,716
MINUTECLINIC LLC #3291		1,493	217	13%	1,710
JW PLASTIC SURGERY		1,449	244	14%	1,693
IGENOMIX USA LLC	47	1,482	157	9%	1,686
BARDMOOR LABORATORY	9	1,428	245	15%	1,682
NCHMD INC		1,395	284	17%	1,679
WHOLE FAMILY HEALTH CENTER INC		1,367	305	18%	1,672
MINUTECLINIC LLC #7173		1,455	215	13%	1,670
SPARROW HEALTHCARE	2	1,411	250	15%	1,663
AFC PHYSICIANS OF FLORIDA		1,225	436	26%	1,661
DOC SMILEYS URGENT CARE LLC		1,352	309	19%	1,661
MINUTECLINIC, LLC (CLINIC 10699)		1,412	241	15%	1,653
MINUTECLINIC LLC #3257		1,361	286	17%	1,647
NORTH SHORE LONG ISLAND JEWISH HEALTH	1	1,555	80	5%	1,636
LAKE WALES MEDICAL CENTER INC		1,417	219	13%	1,636
PENSACOLA PEDIATRICS PA	1	1,451	161	10%	1,613
AMERICAN RESEARCH LABS		1,394	217	13%	1,611
MINUTECLINIC LLC # 7933		1,398	205	13%	1,603
MINI ER WATERFORD LAKES, THE		1,355	241	15%	1,596
MEDIQUICK URGENT CARE CENTERS INC		1,112	480	30%	1,592
OPTEO LABORATORY		1,555	34	2%	1,589
MINUTECLINIC LLC #3748		1,263	316	20%	1,579
ELLENTON URGENT CARE		1,344	234	15%	1,578
MINUTECLINIC, LLC #5817		1,289	288	18%	1,577
NEIGHBORHOOD MEDICAL CENTER INC	17	1,389	171	11%	1,577
MELBOURNE MEDICAL LABORATORY	2	1,365	202	13%	1,569
SHELL POINT NURSING PAVILION	1	1,492	70	4%	1,563
LABTECH DIAGNOSTIC		1,279	281	18%	1,560
CAREFAST+		868	691	44%	1,559
MINUTECLINIC LLC #5216		1,321	238	15%	1,559
MINUTECLINIC LLC #4024		1,318	232	15%	1,550
JUPITER MEDICAL CENTER URGENT CARE		1,145	402	26%	1,547
LABORATORY SPECIALISTS OF MICHIGAN		1,283	262	17%	1,545
KEYS AHEC SCHOOL MEDICAL CLINIC	7	1,437	98	6%	1,542
MINUTECLINIC LLC #3654		1,259	281	18%	1,540
MINUTECLINIC LLC #4612		1,202	335	22%	1,537
MINUTECLINIC LLC #5924		1,282	252	16%	1,534
GENESIS LABORATORY MANAGEMENT	11	1,295	225	15%	1,531
ASSURANCE SCIENTIFIC LABORATORIES	1	1,247	281	18%	1,529
MINUTECLINIC LLC #3285		1,314	209	14%	1,523

COVID-19: testing by laboratory

Data through Feb 18, 2021 verified as of Feb 19, 2021 at 09:25 AM

Data in this report are provisional and subject to change.

The numbers in the table below represent the number of Florida and non-Florida residents for whom test results were received by the Department of Health. A person can be tested by more than one laboratory and can have both positive and negative results. **Therefore, the sum of the numbers in each column will be larger than the total number of people tested.**

Reporting lab	Inconclusive	Negative	Positive	Percent positive	Total
MINUTECLINIC LLC #3255		1,278	237	16%	1,515
MINUTECLINIC LLC #3635		1,310	195	13%	1,505
MINUTECLINIC LLC #3648		1,199	295	20%	1,494
ADVANCE MEDICAL OF NAPLES		326	1,123	78%	1,449
BAPTIST HEALTH SOUTH FLORIDA - COUNTRY WALK URGENT CARE EXPRESS		1,228	215	15%	1,443
BAYFRONT HEALTH - CITRUS HILLS		1,233	206	14%	1,439
UHEALTH DEERFIELD BEACH/UMSYLVESTER DEERFIELD BEACH LABORATORY	3	1,380	55	4%	1,438
MINUTECLINIC LLC #1821		1,282	153	11%	1,435
MINUTECLINIC LLC #4201		1,254	177	12%	1,431
MINUTECLINIC LLC # 3579		1,228	201	14%	1,429
BIOCERNA LLC	9	1,248	164	12%	1,421
PATIENTS CHOICE LABORATORIES		829	589	42%	1,418
MINUTECLINIC LLC #1807		1,181	229	16%	1,410
BAPTIST HEALTH EMERGENCY CENTER AT WEST CORAL WAY		1,094	313	22%	1,407
LITTLE PINE PEDIATRICS		1,133	256	18%	1,389
BAYFRONTVENICEREGIONAL		1,310	77	6%	1,387
COASTAL LABORATORIES	1	1,095	283	21%	1,379
WHITE WILSON MEDICAL CENTER		165	1,211	88%	1,376
PHYSICIANS PRIMARY CARE	2	1,164	209	15%	1,375
ASCENSION ST VINCENT'S - SOUTHSIDE		1,309	49	4%	1,358
ARCPPOINT LABS		809	537	40%	1,346
HEALTH CARE DISTRICT OF PALM BEACH COUNTY	1	1,170	171	13%	1,342
BAPTIST HEALTH SOUTH FLORIDA - KEY BISCANE URGENT CARE EXPRESS		1,177	164	12%	1,341
AFC PHYSICIANS OF FLORIDA PA		961	378	28%	1,339
MEDEXPRESS URGENT CARE - JAX ATLANTIC BLVD		1,125	194	15%	1,319
TEMPUS CLINICAL LABORATORY	10	1,149	144	11%	1,303
ED FRASER MEMORIAL HOSPITAL		1,060	242	19%	1,302
AMELIA EXPRESS CARE		710	586	45%	1,296
ADVENTHEALTH CENTRA CARE WINTER HAVEN	1	684	610	47%	1,295
OPTUM LABS LLC		1,136	154	12%	1,290
MINUTECLINIC LLC #476		1,093	189	15%	1,282
UNIVERSITY OF ALABAMA AT BIRMINGHAM		1,246	34	3%	1,280
BAPTIST HEALTHCARE - JAY HOSPITAL	1	921	355	28%	1,277
PROJECT HEALTH, INC SUMTERVILLE	5	1,033	224	18%	1,262
TREASURE COAST MEDICAL ASSOCIATES INC		747	515	41%	1,262
KETAMINE HEALTH CENTERS LLC		1,154	106	8%	1,260
SMA LAB	8	1,099	143	11%	1,250
NYU HOSPITALS CENTER CLINICAL LABORATORIES		1,209	40	3%	1,249
PEDIATRIC HEALTH CARE ALLIANCE - NORTHDAL		1,135	111	9%	1,246
MINUTECLINIC LLC #3637		955	290	23%	1,245
UHEALTH CLINIC AT WALGREENS		1,002	243	20%	1,245
MINUTECLINIC LLC #8381		1,041	181	15%	1,222
FLORIDA DEPARTMENT OF HEALTH IN POLK COUNTY	2	930	286	23%	1,218
VAVA PARTNERS LLC		440	778	64%	1,218
CLINICORE		1,124	91	7%	1,215
TOM LEE COMMUNITY HEALTH CENTER		806	406	33%	1,212

COVID-19: testing by laboratory

Data through Feb 18, 2021 verified as of Feb 19, 2021 at 09:25 AM

Data in this report are provisional and subject to change.

The numbers in the table below represent the number of Florida and non-Florida residents for whom test results were received by the Department of Health. A person can be tested by more than one laboratory and can have both positive and negative results. **Therefore, the sum of the numbers in each column will be larger than the total number of people tested.**

Reporting lab	Inconclusive	Negative	Positive	Percent positive	Total
MINUTECLINIC LLC #1350		1,017	191	16%	1,208
JOHNS HOPKINS ALL CHILDREN'S HOSPITAL		1,124	77	6%	1,201
PARAMOUNT URGENT CARE VILLAGES		842	359	30%	1,201
ACCESS MEDICAL LABS		746	448	38%	1,194
PREMIER MEDICAL	1	1,097	94	8%	1,192
HOLIDAY CVS LLC DBA CVSPHARMACY #5155		1,138	51	4%	1,189
MINUTECLINIC, LLC #3245		929	248	21%	1,177
MINUTECLINIC LLC #3236		1,001	169	14%	1,170
FIU-HEALTH AUXILIARY LABORATORY	6	1,072	79	7%	1,157
MINUTECLINIC, LLC # 4469		970	176	15%	1,146
GENOME LLC	2	1,046	90	8%	1,138
MINUTECLINIC LLC #6007		963	170	15%	1,133
CAPSTONE HEALTHCARE		802	329	29%	1,131
ST ANNES NURSING CENTER		1,107	23	2%	1,130
STAGEZERO LIFE SCIENCES INC	3	1,028	99	9%	1,130
EPN URGENT CARE NAPLES	2	773	351	31%	1,126
VERITAS GENETICS	61	942	119	11%	1,122
NORTH FLORIDA PEDIATRICS-TALLAHASSEE	1	1,017	96	9%	1,114
LAB24 INC	3	436	667	60%	1,106
SOLARIS HEALTHCARE PALATKA		1,004	101	9%	1,105
OPTUMCARE FLORIDA LLC		861	235	21%	1,096
XYZ LABORATORY	8	942	146	13%	1,096
MINUTECLINIC LLC #1815		936	152	14%	1,088
CAREMED CLINIC LLC	1	830	256	24%	1,087
XPRESS URGENT CARE	4	919	159	15%	1,082
ADVANCED MEDICAL OF NAPLES LLC		951	127	12%	1,078
ADVANCED DIAGNOSTIC LABORATORY		1,027	47	4%	1,074
EXACT SCIENCES LABORATORIES, LLC		927	147	14%	1,074
RAINBOW RIVER MEDICAL LABORATORY		977	83	8%	1,060
EUROFINS NTD, LLC		1,014	44	4%	1,058
PROFESSIONAL HEALTH EXAMINERS DBA PROHEALTH	1	853	202	19%	1,056
PARAMOUNT URGENT CARE - CLERMONT		686	369	35%	1,055
RIVER TOWN DIAGNOSTIC LLC		797	258	24%	1,055
COASTAL PEDIATRIC GROUP		912	142	13%	1,054
PALM HARBOR PHARMACY		907	142	14%	1,049
STEWART REFERENCE LABORATORY	1	595	440	42%	1,036
NAPLES URGENT CARE	1	650	382	37%	1,033
HENDRY REGIONAL MEDICAL CENTER CLINICAL LABORATORY		794	238	23%	1,032
PALM BAY HOSPITAL CLINICAL LABORATORY		711	316	31%	1,027
ER QUICKCARE PL		866	155	15%	1,021
PROHEALTH MEDICAL CLINIC		423	594	58%	1,017
READY RESPONDERS FLORIDA, PLLC		878	139	14%	1,017
PATIENTS FIRST LAKE ELLA MEDICAL CENTER		877	125	12%	1,002
VERITOR		850	151	15%	1,001
FLAGLER HOSPITAL LABORATORY	8	36	949	96%	993
LAKELAND REGIONAL HEALTH - PWC/OB		36	954	96%	990

COVID-19: testing by laboratory

Data through Feb 18, 2021 verified as of Feb 19, 2021 at 09:25 AM

Data in this report are provisional and subject to change.

The numbers in the table below represent the number of Florida and non-Florida residents for whom test results were received by the Department of Health. A person can be tested by more than one laboratory and can have both positive and negative results. **Therefore, the sum of the numbers in each column will be larger than the total number of people tested.**

Reporting lab	Inconclusive	Negative	Positive	Percent positive	Total
FIRST QUALITY LABORATORY		924	64	6%	988
GENEIQ		932	52	5%	984
PRIMARY CARE OF THE TREASURE COAST		854	126	13%	980
MINUTECLINIC LLC #5157		819	150	15%	969
NORTH FLORIDA PEDIATRICS - LAKE CITY		761	203	21%	964
VRL EUROFINs		927	31	3%	958
ARCPPOINT LABS OF CORAL SPRINGS FL		848	99	10%	947
CAREFAST MURABELLA		501	446	47%	947
LENCO MEDICAL LABORATORY		891	42	5%	933
ADDICTION LABS OF AMERICA	3	854	71	8%	928
VRL EUROFINs - DALLAS		913	13	1%	926
APALACHEE CORRECTIONAL INSTITUTION EAST UNIT		907	18	2%	925
PROFESSIONAL HEALTH EXAMINERS		791	133	14%	924
GENE TOX WORLDWIDE	60	736	125	14%	921
MIAMI JEWISH HEALTH SYSTEMS		860	56	6%	916
MINUTECLINIC LLC #214		788	127	14%	915
HISTOPATHOLOGY SERVICES, LLC		810	101	11%	911
FAST TRACK URGENT CARE CENTER		4	893	100%	897
INTEGRITY LABORATORIES, LLC	2	727	161	18%	890
MINUTECLINIC LLC #8927		740	146	16%	886
BROWNWOOD CARE CENTER		804	77	9%	881
MINUTECLINIC, LLC DBA MINUTECLINIC #4717		838	36	4%	874
TACACHALE CLINICAL LABORATORY	1	823	46	5%	870
STEWART ROCKLEDGE HOSPITAL		684	181	21%	865
THE HEALTH CENTER OF PLANT CITY		793	69	8%	862
PROJECT HEALTH INC	4	723	135	16%	862
TYNDALL AIR FORCE BASE		660	196	23%	856
MYTEST DIAGNOSTICS		792	61	7%	853
NORTH FLORIDA PEDIATRICS PA - SUWANNEE	3	723	118	14%	844
SUNRISE URGENT CARE ASSOCIATES LLC D/B/A	5	483	344	41%	832
LPG COCONUT POINT		681	147	18%	828
MEDICAL CONSULTANTS OF FLORIDA, LLC	1	684	142	17%	827
PHAROS HEALTH		629	196	24%	825
MINUTECLINIC LLC #5187		712	113	14%	825
UNIVERSITY OF WEST FLORIDA STUDENT HEALTH SERVICES	1	702	121	15%	824
MINUTECLINIC LLC		718	103	13%	821
LEE COUNTY EMERGENCY MEDICAL SERVICE		714	106	13%	820
CVS HEALTH		585	235	29%	820
COVANCE CLINICAL RESEARCH UNIT INC		795	23	3%	818
FLORIDA HOSPITAL ORLANDO		743	74	9%	817
C.W. BILL YOUNG VA MEDICAL CENTER	1	21	794	97%	816
MOLECULAR TESTING LABS		758	53	7%	811
ASCENSION ST VINCENT'S - CLAY		775	35	4%	810
ST PETERSBURG PEDIATRICS	1	722	81	10%	804
USF MORSANI CENTER FOR ADVANCED HEALTH CARE		707	95	12%	802
LAKELAND REGIONAL HEALTH PABLO		680	120	15%	800

COVID-19: testing by laboratory

Data through Feb 18, 2021 verified as of Feb 19, 2021 at 09:25 AM

Data in this report are provisional and subject to change.

The numbers in the table below represent the number of Florida and non-Florida residents for whom test results were received by the Department of Health. A person can be tested by more than one laboratory and can have both positive and negative results. **Therefore, the sum of the numbers in each column will be larger than the total number of people tested.**

Reporting lab	Inconclusive	Negative	Positive	Percent positive	Total
ADVENTHEALTH CENTRA CARE TRINITY		694	103	13%	797
NITE LITE PEDIATRICS		234	563	71%	797
BAPTIST HEALTH - MD ANDERSON CANCER CENTER		791	5	1%	796
DEPARTMENT OF CLINICAL LABS		778	17	2%	795
INTERLACHEN PEDIATRICS		763	32	4%	795
PEDIATRICS OF CENTRAL FLORIDA PA	20	717	43	6%	780
CATALYST WALK IN CLINIC		617	162	21%	779
DYNIX DIAGNOSTICS	2	524	252	32%	778
COASTAL PHYSICIANS, LLC		620	152	20%	772
Point of Care Testing	1	115	655	85%	771
FISHERMENS HOSPITAL CLINICAL LAB		701	68	9%	769
ABSOLUTE GENOMICS	1	616	148	19%	765
MACDILL AIR FORCE BASE		712	51	7%	763
GROWING TOGETHER PEDIATRICS LLC		709	53	7%	762
NONE		308	452	59%	760
NORTH OKALOOSA MEDICAL CENTER		439	315	42%	754
NORTH FLORIDA PEDIATRICS PA	1	644	107	14%	752
NORTHEAST FLORIDA NEUROLOGY CLINICS, INC		633	113	15%	746
CARENOW URGENT CARE - FORT PIERCE		478	263	35%	741
PRIMARY CARE SOUTH INC		398	340	46%	738
VITAS HEALTHCARE CORPORATION OF FLA	1	732	4	1%	737
INTERLACHEN PEDIATRICS PA		703	33	4%	736
SANTA ROSA MEDICAL GROUP		575	157	21%	732
NORTH SHORE LIJ URGENT CARE PC		689	41	6%	730
Tampa Lakes Health and Rehabilitation Center	2	653	70	10%	725
ADVENT HEALTH LAB - ORLANDO		431	294	41%	725
MIDWAY SPECIATLY CARE CENTER		505	220	30%	725
CONSULATE HEALTH CARE OF NEW PORT RICHEY	2	595	121	17%	718
CAPE CANAVERAL HOSPITAL		476	241	34%	717
DISNEY COVID TEST SITE		703	11	2%	714
ANY LAB TEST NOW	1	476	237	33%	714
PRIMARY CARE SERVICES AT INDIAN RIVER ESTATES		688	20	3%	708
EAST LAKE PEDIATRICS		607	99	14%	706
SPECTOR SCIENTIFIC LAB	1	262	443	63%	706
KENDALL HEALTHCARE PROPERTIES DBA	2	676	27	4%	705
CREEKSIDE CARE CENTER	1	620	84	12%	705
ASAP LABS LLC	3	563	138	20%	704
CRUCIAL CARE EMERGENCY MEDICINE DOCTORS		551	152	22%	703
BIO-TECH CLINICAL LABORATORIES INC		592	108	15%	700
ORLANDO HEALTH AND REHAB CENTER		649	43	6%	692
REDI MED LLC		551	141	20%	692
PREMIER MEDICAL LABORATORY SERVICES	2	463	225	33%	690
FAMILY HEALTH CENTERS OF SWF LABS	2	607	81	12%	690
HALIFAX MEDICAL CENTER-PORT ORANGE LAB		585	104	15%	689
CLINICAL PATHOLOGY LABS INC		619	69	10%	688
JACKSONVILLE BEACH PEDIATRIC CARE CENTER		624	58	9%	682

COVID-19: testing by laboratory

Data through Feb 18, 2021 verified as of Feb 19, 2021 at 09:25 AM

Data in this report are provisional and subject to change.

The numbers in the table below represent the number of Florida and non-Florida residents for whom test results were received by the Department of Health. A person can be tested by more than one laboratory and can have both positive and negative results. **Therefore, the sum of the numbers in each column will be larger than the total number of people tested.**

Reporting lab	Inconclusive	Negative	Positive	Percent positive	Total
Victoria Nursing and Rehabilitation Center		635	47	7%	682
NCHMD, INC SOUTHEAST IMMEDIATE CARE		524	156	23%	680
PALACE NURSING HOME & REHAB CENTER		640	36	5%	676
CARE ONE OF FLORIDA LLC		453	223	33%	676
WILLOWBROOKE COURT AT EDGEWATER POINTE ESTATES		665	9	1%	674
NCH HEALTHCARE SYSTEM MICROBIOLOGY LAB		2	670	100%	672
MINI ER ADULT AND PEDIATRIC URGENT CARE		574	98	15%	672
CHILDRENS MEDICAL ASSOCIATION		608	63	9%	671
DOCTOR'S MEMORIAL HOSPITAL		511	160	24%	671
VENICE REGIONAL MEDICAL CENTER		574	93	14%	667
WOODLANDS MEDICAL SPECIALISTS		417	248	37%	665
LOOP PEDIATRICS PA	3	550	110	17%	663
SOLARIS HEALTHCARE CHARLOTTE HARBOR		614	47	7%	661
PALM GARDEN OF PORT SAINT LUCIE		652	8	1%	660
MEDICAL FP - WHOLE FAMILY HEALTH CENTER		540	120	18%	660
ADVENTHEALTH EXPRESS CARE AT WALGREENS		579	80	12%	659
LIFE CARE CENTER OF NEW PORT RICHEY		625	33	5%	658
TREE HOUSE PEDIATRICS PLLC		591	66	10%	657
POINT OF CARE TESTING SITE		630	24	4%	654
MAVERICK LABS		459	188	29%	647
CALHOUN LIBERTY HOSPITAL		482	151	24%	633
AMERICAN SCIENTIFIC LABORATORIES LLC		628	5	1%	633
MANOR PINES CONVALESCENT CENTER LLC	1	607	21	3%	629
PRIMARY CARE SERVICES AT ST ANDREWS ESTATES		628			628
24 HOUR PEDIATRIC CARE CENTER	1	574	47	8%	622
AMERICAN MEDICAL RESPONSE		615	5	1%	620
ETHOS WELLNESS PHARMACY		577	42	7%	619
MOUNT SINAI LABORATORY		589	29	5%	618
JOHN KNOX VILLAGE HEALTH CENTER		597	19	3%	616
LIFE CARE CENTER OF ORANGE PARK		586	30	5%	616
GULF COAST MOLECULAR LABORATORIES	12	503	101	16%	616
Crestview Rehabilitation Center	5	484	126	20%	615
GULF COAST VILLAGE		583	30	5%	613
BOND AND STEELE CLINIC PA		428	184	30%	612
HOLY CROSS HOSPITAL		12	598	98%	610
GOLDEN GATE FAMILY CLINIC		180	430	70%	610
ADVENTHEALTH MEDICAL GROUP PROMPT CARE		435	173	28%	608
PENSACOLA PEDIATRICS	1	385	220	36%	606
NORTH VISTA HOSPITAL LABORATORY		501	102	17%	603
QUICK CARE MED		426	175	29%	601
MAIN STREET MEDICAL CENTER		127	472	79%	599
PATIENTS FIRST - MAHAN DRIVE		164	435	73%	599
MID-FLORIDA PATHOLOGY		454	145	24%	599
VETERANS AFFAIRS MEDICAL CENTER - JAMES A HALEY			595	100%	595
ST JOHN'S NURSING CENTER		573	21	4%	594
HOLMES REGIONAL MEDICAL CENTER		5	586	99%	591

COVID-19: testing by laboratory

Data through Feb 18, 2021 verified as of Feb 19, 2021 at 09:25 AM

Data in this report are provisional and subject to change.

The numbers in the table below represent the number of Florida and non-Florida residents for whom test results were received by the Department of Health. A person can be tested by more than one laboratory and can have both positive and negative results. **Therefore, the sum of the numbers in each column will be larger than the total number of people tested.**

Reporting lab	Inconclusive	Negative	Positive	Percent positive	Total
GOLDEN GLADES NURSING & REHABILITATION CTR		574	14	2%	588
BROOKDALE FORT MYERS CYPRESS LAKE		585	2	0%	587
TELESCOPE HEALTH LLC	3	478	105	18%	586
THE PRESERVE		577	9	2%	586
PALM GARDEN OF VERO BEACH		546	39	7%	585
CENTRAL FLORIDA HEALTH CARE INC		482	101	17%	583
VETERANS AFFAIRS MEDICAL CENTER	1	40	540	93%	581
POINT WASHINGTON MEDICAL CLINIC	1	387	192	33%	580
LIFE CARE CENTER OF PENSACOLA		531	47	8%	578
FLAGLER COUNTY HEALTH DEPARTMENT	3	442	129	22%	574
CLEWISTON NURSING AND REHABILITATION CENTER		562	11	2%	573
MEDICAL VB		451	121	21%	572
TENNESSEE DOH - NASHVILLE	2	504	65	11%	571
EAST LAKE PEDIATRICS PA		514	54	10%	568
FORT MYERS INTERNAL MEDICINE, LLC		512	56	10%	568
CONSULATE HEALTHCARE OF VERO BEACH	14	475	79	14%	568
SEBASTIAN RIVER MEDICAL CENTER	2	411	154	27%	567
BROAD INSTITUTE CLINICAL SEQUENCING RESEARCH PLATFORM	1	541	25	4%	567
VIERA HOSPITAL, INC		439	127	22%	566
FLORIDA GULF COAST UNIVERSITY		389	176	31%	565
LIFE CARE CENTER OF HILLIARD		543	21	4%	564
SPRING HILL HEALTH AND REHABILITATION CENTER		541	23	4%	564
HMA SANTA ROSA MEDICAL CENTER LLC DBA		440	122	22%	562
THERADOC		152	407	73%	559
SHORELINE PHYSICIAN GROUP		342	216	39%	558
NORTH FLORIDA MEDICAL GROUP		426	131	24%	557
VITAS HEALTHCARE CORP OF CENTRAL FL		532	23	4%	555
ECCOLAB GROUP	1	146	408	74%	555
AFC URGENT CARE CLEARWATER	1	123	430	78%	554
NEMOURS CHILDERN'S HOSPITAL		453	98	18%	551
CYPRESS VILLAGE	1	525	24	4%	550
The Sands at South Beach		545	4	1%	549
EDEN SPRINGS NURSING AND REHAB CENTER		438	110	20%	548
VITAE DIAGNOSTICS		534	13	2%	547
ORANGE BLOSSOM FAMILY HEALTH		519	27	5%	546
J AND G MEDICAL GROUP LLC		453	92	17%	545
COASTAL URGENT CARE		428	116	21%	544
Signature HealthCare Center of Waterford		515	29	5%	544
MANOR CARE HEALTH SERVICES - FT MYERS		519	24	4%	543
City Medical Of New Jersey, Pc		497	45	8%	542
NCF DIAGNOSTICS & DNA TECHNOLOGIES	15	208	318	59%	541
NSPIRE HEALTHCARE MIAMI LAKES	7	519	14	3%	540
MANOR CARE NURSING CENTER OF SARASOTA FL LLC		452	87	16%	539
DOCTORS CENTER,THE		429	110	20%	539
SOUTHEAST ALABAMA MEDICAL CENT		488	49	9%	537
MOORINGS PARK INSTITUTE, INC, THE		512	25	5%	537

COVID-19: testing by laboratory

Data through Feb 18, 2021 verified as of Feb 19, 2021 at 09:25 AM

Data in this report are provisional and subject to change.

The numbers in the table below represent the number of Florida and non-Florida residents for whom test results were received by the Department of Health. A person can be tested by more than one laboratory and can have both positive and negative results. **Therefore, the sum of the numbers in each column will be larger than the total number of people tested.**

Reporting lab	Inconclusive	Negative	Positive	Percent positive	Total
BOCA GRANDE HEALTH CLINIC		511	25	5%	536
CLARITY LABS		464	70	13%	534
AMERICAN FAMILY CARE PENSACOLA WEST		1	533	100%	534
EMERALD SHORES HEALTH AND REHABILITATION		434	97	18%	531
VETERANS AFFAIRS MEDICAL CENTER - BAY PINES		18	513	97%	531
MEDICAL CENTER CLINIC-IMMEDIATE CARE	1	423	104	20%	528
MED FAST URGENT CARE CENTER		260	268	51%	528
EXPRESS URGENT CARE LLC		1	523	100%	524
PEDIATRIC HEALTHCARE ALLIANCE PA		477	47	9%	524
DOH - INDIAN RIVER		448	73	14%	521
BALDOMERO LOPEZ STATE VETERANS NURSING HOME	2	515	3	1%	520
DAVITA LABORATORY		426	94	18%	520
EXPRESS PHARMACY		481	38	7%	519
LAB DOCTOR		454	64	12%	518
VILLA MARIA NURSING & REHAB CENTER INC	1	504	11	2%	516
PALM GARDEN OF TAMPA		486	29	6%	515
PEBBLEBROOK PHARMACY		418	95	19%	513
WILLOW BROOKE COURT AT INDIAN RIVER ESTATES		467	44	9%	511
MEDFAST URGENT CARE CENTERS		230	280	55%	510
GRAND COURT TAMPA		505	3	1%	508
NCH HEALTHCARE BONITA		383	125	25%	508
MEDONE URGENT CARE AT ST. AUGUSTINE		133	375	74%	508
Plantation Bay Rehabilitation Center		484	23	5%	507
DIAMOND RIDGE HEALTH AND REHABILITATION		474	31	6%	505
MAYFLOWER ASSISTED LIVING		497	6	1%	503
CONTINENTAL CLINICAL RESEARCH, LLC		476	26	5%	502
CLINICAL PATHOLOGY LABS		386	111	22%	497
JACKSON MEMORIAL PERDUE MEDICAL CENTER		473	24	5%	497
BUFFALO CROSSING HEALTHCARE & REHABILITATION CTR		477	15	3%	492
Fernandina Beach Rehabilitation and Nursing Center	1	473	18	4%	492
CLIFFORD CHESTER SIMS STATE VETERANS		481	11	2%	492
PHYSICIANS STAT LAB INC		420	72	15%	492
NEW YORK HOSPITAL LABORATORIES	1	478	12	2%	491
VETERANS AFFAIRS MEDICAL CENTER - GAINESVILLE		3	488	99%	491
JACKSON MEMORIAL LONG TERM CARE CENTER		470	21	4%	491
ENZO CLINICAL LABS INC	3	464	23	5%	490
HEALTH CENTER AT BRENTWOOD	1	445	44	9%	490
BALDWIN PEDIATRICS	1	460	28	6%	489
MEMORIAL PEMBROKE 24/7 CARE CENTER		369	119	24%	488
WATSON THERAPEUTICS INC		469	17	3%	486
VALENCIA HILLS HEALTH AND REHABILITATION CENTER		471	13	3%	484
SABAL PALMS HEALTH AND REHAB		433	50	10%	483
ST CLOUD REGIONAL MEDICAL CENTER CLINICAL LAB		394	86	18%	480
SUSANNA WESLEY HEALTH CENTER		444	36	8%	480
RIVER GARDEN HEBREW HOME FOR THE AGED		425	54	11%	479
PEDIATRIC HEALTHCARE ALLIANCE		450	29	6%	479

COVID-19: testing by laboratory

Data through Feb 18, 2021 verified as of Feb 19, 2021 at 09:25 AM

Data in this report are provisional and subject to change.

The numbers in the table below represent the number of Florida and non-Florida residents for whom test results were received by the Department of Health. A person can be tested by more than one laboratory and can have both positive and negative results. **Therefore, the sum of the numbers in each column will be larger than the total number of people tested.**

Reporting lab	Inconclusive	Negative	Positive	Percent positive	Total
SOLARIS HEALTHCARE LAKE CITY		382	96	20%	478
NORTH FLORIDA RETIREMENT VILLAGE		476	2	0%	478
FLORIDA DEPARTMENT OF HEALTH IN CALHOUN COUNTY		354	123	26%	477
ARCPPOINTS LABS		411	65	14%	476
Southern Oaks Care Center	1	438	37	8%	476
HARBOUR HEALTH CENTER		462	14	3%	476
LAUDERDALE NURSING CENTER LLC	1	455	19	4%	475
MEDICAL CENTER OF DELTONA, INC		384	88	19%	472
AMERICA'S PHARMACY LLC		418	53	11%	471
FOUNTAIN MANOR HEALTH AND REHAB CENTER	1	452	18	4%	471
FLORIDA DEPARTMENT OF HEALTH CLAY COUNTY	1	373	96	20%	470
PALM GARDEN OF JACKSONVILLE	2	388	80	17%	470
Good Samaritan Society Kissimmee Village		404	65	14%	469
NAVAL HOSPITAL - JACKSONVILLE		136	331	71%	467
PALMETTO FAMILY HEALTHCARE	1	295	171	37%	467
BAPTIST PRIMARY CARE	2	368	96	21%	466
HILLCREST HEALTH CARE & REHABILITATION CENTER	2	451	12	3%	465
Quest Diag Unspecifd	1	314	148	32%	463
CHILDRENS MEDICAL ASSOCIATION PA		409	53	11%	462
BROOKDALE PALMER RANCH	1	404	57	12%	462
The Manor at Blue Water Bay		401	61	13%	462
RICARDO NAVARRO DO PA		391	69	15%	460
HEARTLAND PEDIATRICS OF LAKE WALES		411	48	10%	459
THE PALACE AT HOMESTEAD	1	439	19	4%	459
HARTS HARBOR HEALTH CARE CENTER		438	21	5%	459
PHYSICIANS PRIMARY CARE LAB	1	396	62	14%	459
WEST GABLES HEALTH CARE CENTER		445	10	2%	455
FLO-MEDILAB SERVICES LLC		188	267	59%	455
CLARIDGE HOUSE NURSING CENTER		437	17	4%	454
MANOR OAKS NURSING & REHAB CENTER	4	447	2	0%	453
PARKLANDS FACILITY INC	4	405	42	9%	451
Williston Care Center		392	57	13%	449
MANOR AT CARPENTERS		422	27	6%	449
HERON POINTE HEALTH AND REHABILITATION	1	443	3	1%	447
FIRST CHOICE PEDIATRICS		360	87	19%	447
SHORE ACRES CARE CENTER		410	35	8%	445
DIAMOND RIDGE HEALTH AND REHABILITATION CENTER		422	22	5%	444
NORTH FLORIDA REHABILITATION & SPECIALTY CARE		436	6	1%	442
PIONEER CLINICAL LAB LLC		363	79	18%	442
DXTERITY DIAGNOSTICS	1	415	24	5%	440
SANDBAY URGENT CARE		354	85	19%	439
CITRUS NURSING CENTER LLC		396	43	10%	439
SMA SPECIALTY MEDICAL LAB		117	321	73%	438
Q ANSWER LAB	1	381	55	13%	437
DBI HEALTH INC		421	15	3%	436
Solaris HealthCare Windermere		403	32	7%	435

COVID-19: testing by laboratory

Data through Feb 18, 2021 verified as of Feb 19, 2021 at 09:25 AM

Data in this report are provisional and subject to change.

The numbers in the table below represent the number of Florida and non-Florida residents for whom test results were received by the Department of Health. A person can be tested by more than one laboratory and can have both positive and negative results. **Therefore, the sum of the numbers in each column will be larger than the total number of people tested.**

Reporting lab	Inconclusive	Negative	Positive	Percent positive	Total
BENTON PEDIATRICS INC		387	47	11%	434
AFC URGENT CARE FAMILY CARE			433	100%	433
ORLANDO HEALTH CENTER FOR REHABILITATION		422	11	3%	433
NEW PLANT CITY FAMILY CARE	1	228	203	47%	432
HOPE HOSPICE AND COMMUNITY SERVICES INC	14	402	15	3%	431
EMERITUS AT NAPLES	2	428	1	0%	431
FAMILY HEALTH CENTERS OF SOUTHWEST FLORIDA INC		364	66	15%	430
AVECINA MEDICAL JULINGTON	1	240	189	44%	430
FLORIDA DEPT OF HEALTH IN BREVARD COUNTY	3	363	63	15%	429
FLORIDA HOSPITAL WAUCHULA		299	130	30%	429
ST ANDREWS BAY SKILLED NURSING &		369	60	14%	429
MICHAEL A MIDDLETON MD PA		412	15	4%	427
PALM GARDEN OF OCALA		330	96	23%	426
APP-UNIPATH, LLC	2	406	15	4%	423
Colonial Lakes Health Care		384	38	9%	422
VITAS LUTHERAN TOWERS INPATIENT PROGRAM		359	63	15%	422
GARCIA CLINICAL LABORATORY		28	392	93%	420
CARE ONE OF FLORIDA	1	283	136	32%	420
SUWANNEE HEALTH AND REHABILITATION CENTER		414	5	1%	419
AFC URGENT CARE SEMINOLE			418	100%	418
NEW YORK PRESBYTERIAN - CUMC CLINICAL		400	17	4%	417
Bardmoor Oaks Healthcare and Rehabilitation Center		406	11	3%	417
PRO HEALTH		186	230	55%	416
LEHIGH REGIONAL MEDICAL CENTER LAB		371	44	11%	415
CLINICAL ENTERPRISE, INC		393	20	5%	413
PALM GARDEN OF CLEARWATER		394	18	4%	412
LITTLE PINE PEDIATRICS PLLC	2	356	54	13%	412
MINUTECLINIC LLC #3671		366	44	11%	410
THE PALACE MANAGEMENT - THE PALACE AT CORAL GABLES		407	3	1%	410
CARENOW	2	223	183	45%	408
ELLENTON PEDIATRICS		390	18	4%	408
TIDE LABORATORIES		362	43	11%	405
BROWARD PARTNERSHIP	6	390	7	2%	403
Ocala Health and Rehabilitation Center		382	21	5%	403
SANTA ROSA CENTER FOR REHABILITATION AND HEALING		334	67	17%	401
CONSULATE HEALTH CARE OF BAYONET POINT	4	389	7	2%	400
ABBAY DELRAY		394	5	1%	399
SIGNATURE HEALTHCARE OF BROOKWOOD GARDENS		393	6	2%	399
FLORIDA HOSPITAL MEDICAL GROUP		256	142	36%	398
BOND CLINIC PA PEDIATRICS DEPT		362	35	9%	397
RAINBOW PEDIATRIC CENTER PA		369	28	7%	397
BREVARD HEALTH ALLIANCE		166	230	58%	396
CARITHERS PEDIATRIC GROUP		352	44	11%	396
CHILDRENS CLINIC WEST FLORIDA PEDIATRICS		359	36	9%	395
AFC URGENT CARE TYRONE		2	393	99%	395
MINI ER AND URGENT CARE		289	105	27%	394

COVID-19: testing by laboratory

Data through Feb 18, 2021 verified as of Feb 19, 2021 at 09:25 AM

Data in this report are provisional and subject to change.

The numbers in the table below represent the number of Florida and non-Florida residents for whom test results were received by the Department of Health. A person can be tested by more than one laboratory and can have both positive and negative results. **Therefore, the sum of the numbers in each column will be larger than the total number of people tested.**

Reporting lab	Inconclusive	Negative	Positive	Percent positive	Total
HEALTHY STEPS PEDIATRICS		349	45	11%	394
SOLARIS HEALTHCARE OSCEOLA		372	22	6%	394
SOLARIS HEALTHCARE MERRITT ISLAND		353	40	10%	393
SEMINOLE NURSING PAVILION		384	7	2%	391
PALM GARDEN OF WINTER HAVEN	2	371	16	4%	389
BARBER		13	376	97%	389
RUSKIN HEALTH CENTER		251	136	35%	387
MEDIPATH		19	368	95%	387
PALMS OF SEBRING		352	34	9%	386
ORCHARD PARK HEALTH & REHABILITATION		381	5	1%	386
Cypress Cove Care Center		286	100	26%	386
STARKE FAMILY MEDICAL CENTER		299	86	22%	385
BROOKSVILLE HEALTHCARE CENTER LLC		372	12	3%	384
INDIAN RIVER CTR, LLC		337	46	12%	383
Solaris Healthcare Daytona	2	329	46	12%	377
BAYA PHARMACY WEST		8	368	98%	376
TREASURE COAST COMMUNITY HEALTH	3	318	55	15%	376
MEDSCAN LABORATORY INC	1	163	211	56%	375
Timberridge Center for Rehabilitation and Healing		344	31	8%	375
BROOKDALE PADDOCK HILLS	2	371	2	1%	375
HENDRY REGIONAL MEDICAL CENTER		107	264	71%	371
MEDONE URGENT CARE CENTER		149	222	60%	371
URGENT CARE BETHESDA	1	318	52	14%	371
UR MEDICINE LABS- CENTRAL LABORATORY		348	22	6%	370
ADVENT HEALTH - TAMPA		148	220	60%	368
TIDEWELL HOSPICE INC	1	359	7	2%	367
FAIR HAVENS CENTER, OPCO		360	6	2%	366
FLORIDA DEPARTMENT OF HEALTH		326	40	11%	366
CORE DIAGNOSTIC LABORATORIES LLC		249	117	32%	366
Stacey Health Care Centers Inc. dba Riverside Care Center		336	29	8%	365
UNIVERSITY OF TAMPA INC, THE		361	4	1%	365
GOOD SAMARITAN CENTER		362	2	1%	364
CLERMONT HEALTH AND REHABILITATION CENTER		332	32	9%	364
MINUTECLINIC LLC, #10357		361	1	0%	362
INFORM DIAGNOSTICS		353	9	2%	362
Manatee Springs Rehabilitation and Nursing Center		341	20	6%	361
ADVENTHEALTH EXPRESS CARE AT		292	68	19%	360
Darcy Hall Of Life Care		352	7	2%	359
LIFEBRITE	1	167	191	53%	359
NAPLES CHILDREN'S URGENT CARE		307	50	14%	357
SUNSHINE URGENT CARE LLC		214	142	40%	356
SOLARIS HEALTHCARE BAYONET POINT		338	16	5%	354
AFC URGENT CARE		67	286	81%	353
FLORIDA DEPARTMENT OF HEALTH IN LIBERTY COUNTY	2	256	94	27%	352
HEALTH CENTRAL PARK		286	66	19%	352
MY CLINICAL LAB		224	128	36%	352

COVID-19: testing by laboratory

Data through Feb 18, 2021 verified as of Feb 19, 2021 at 09:25 AM

Data in this report are provisional and subject to change.

The numbers in the table below represent the number of Florida and non-Florida residents for whom test results were received by the Department of Health. A person can be tested by more than one laboratory and can have both positive and negative results. **Therefore, the sum of the numbers in each column will be larger than the total number of people tested.**

Reporting lab	Inconclusive	Negative	Positive	Percent positive	Total
FAMILY CARE PARTNERS OF NORTHEAST FLORIDA LLC		280	72	20%	352
Bayside Care Center	1	331	20	6%	352
SANFORD LABORATORIES		325	26	7%	351
BAYSHORE DIAGNOSTICS		309	41	12%	350
VILLAGE AT VIENNA SQUARE,THE	6	329	14	4%	349
AMEERAH LABS, LLC	2	266	81	23%	349
SIPARADIGM, DIAGNOSTIC INFORMATICS		273	76	22%	349
LIFE CARE PONTE VEDRA INC		340	8	2%	348
BLOUNTSTOWN REHABILITATION CENTER LLC		242	106	30%	348
VETERANS AFFAIRS MEDICAL CENTER - LAKE CITY		52	296	85%	348
MANORCARE HEALTH SERVICES - VENICE		292	55	16%	347
EPN URGENT CARE		44	303	87%	347
HAINES CITY REHABILITATION AND NURSING CENTER		323	24	7%	347
solaris Healthcare Parkway	2	327	17	5%	346
TRENTON MEDICAL CENTER INC DBA PALMS MEDICAL GROUP	4	248	93	27%	345
Destin Healthcare and Rehabilitation Center	1	306	37	11%	344
FG RAPID RESULTS	2	116	225	66%	343
Life Care Center of Ocala		279	63	18%	342
ADVENT HEALTH CENTRA CARE - PALM COAST		80	261	77%	341
CORAL BAY HEALTHCARE AND REHABILITATION	1	328	12	4%	341
HEALTH DESIGNS		328	13	4%	341
LIFE CARE CENTER OF PALM BAY		315	25	7%	340
Palmetto Subacute Care Center		329	11	3%	340
VITAS HEALTHCARE CORPORATION		335	5	1%	340
SELECT REFERENCE LABORATORIES, LLC	1	326	12	4%	339
USAFSAM/PHE		174	165	49%	339
ANCIENT CITY PEDIATRICS		323	14	4%	337
VILLAGE DOCTORS OF KEYSTONE		257	80	24%	337
DIAGNOSTIC & CLINICAL CARE SERVICES INC DBA		266	71	21%	337
MOOSEHAVEN HEALTH CENTER		300	36	11%	336
SEA BREEZE REHAB AND NURSING CENTER		325	9	3%	334
FLORIDA HOSPITAL HEARTLAND MED CTR LAKE PLACID		247	86	26%	333
SIGNATURE HEALTHCARE OF NORTH FLORIDA		331	2	1%	333
PALM GARDEN OF WEST PALM BEACH	4	314	15	5%	333
ORCHARD RIDGE CARE AND REHABILITATION CENTER		314	19	6%	333
ADDINGTON PLACE AT WELLINGTON GREEN		325	8	2%	333
NORTH PINELLAS STATMED QUICK QUALITY CLINICS		236	96	29%	332
ENCOMPASS HEALTH		321	11	3%	332
SUN COUNTRY PEDIATRICS PLLC	9	294	29	9%	332
MAGNOLIA FAMILY URGENT CARE		295	37	11%	332
PINES OF SARASOTA		326	4	1%	330
Palm Garden of Largo		325	4	1%	329
Marshall Health and Rehabilitation Center		282	47	14%	329
STEWART SEBASTIAN RIVER MEDICAL CENTER		284	45	14%	329
Life Care Center at Wells Crossing		309	19	6%	328
FHMG FLORIDA HOSPITAL MEDICAL GROUP		292	36	11%	328

COVID-19: testing by laboratory

Data through Feb 18, 2021 verified as of Feb 19, 2021 at 09:25 AM

Data in this report are provisional and subject to change.

The numbers in the table below represent the number of Florida and non-Florida residents for whom test results were received by the Department of Health. A person can be tested by more than one laboratory and can have both positive and negative results. **Therefore, the sum of the numbers in each column will be larger than the total number of people tested.**

Reporting lab	Inconclusive	Negative	Positive	Percent positive	Total
COLOR GENOMICS, INC.	2	319	6	2%	327
PruittHealth Panama City	1	264	62	19%	327
SERENADES IN THE VILLAGES		272	54	17%	326
ROLLINS COLLEGE WELLNESS CENTER		130	196	60%	326
TRI-COUNTY NURSING AND REHABILITATION CENTER INC		311	15	5%	326
FAIRWAY OAKS CENTER LLC	6	314	6	2%	326
HARDEE MANOR HEALTH CARE CENTER	1	321	3	1%	325
NATIONS BEST FAMILY HEALTH CARE		147	176	54%	323
CORAL TRACE HEALTH CARE	2	315	5	2%	322
CRONOS CLINICAL LABORATORY	22	210	90	28%	322
DELTONA HEALTH CARE		298	23	7%	321
MIDWAY SPECIALTY CARE CENTER	3	204	114	36%	321
PIONEER CLINICAL LAB, LLC		207	113	35%	320
SABAL DIRECT PRIMARY CARE, PA		261	57	18%	318
PALM GARDEN OF ORLANDO		284	33	10%	317
UNIVERSITY OF TAMPA STUDENT HEALTH AND SHC CLINICAL LABORATORY		169	148	47%	317
HARDEE COUNTY HEALTH DEPARTMENT		254	63	20%	317
MEDFAST URGENT CARE CENTER		86	230	73%	316
MANOR CARE OF BOYNTON BEACH LLC		292	24	8%	316
ATLANTIC SHORES NURSING AND REHAB CENTER	1	305	9	3%	315
PruittHealth Santa Rosa		225	90	29%	315
BIOCEPT		292	22	7%	314
Bay Breeze Senior Living and Rehabilitation Center		261	53	17%	314
GENESIS MEDICAL LABORATORY MIAMI FL.		83	230	73%	313
VILLAGE DOCTORS FAMILY MEDICAL CENTER OF		250	63	20%	313
FLORIDA HEART & VASCULAR MULTISPECIALTY GROUP PA		219	94	30%	313
LabCorp (Non-Interfaced)	1	122	190	61%	313
HEALTH CENTRAL CLINICAL LABORATORY		293	20	6%	313
KEY WEST HEALTH AND REHAB	1	304	7	2%	312
ORLANDO VA MEDICAL CENTER			312	100%	312
BAY VILLAGE OF SARASOTA INC		308	3	1%	311
SPECIALTY HEALTH AND REHABILITATION CENTER		285	25	8%	310
MEDEXPRESS LUTZ		3	306	99%	309
ASSOCIATESMD MEDICAL GROUP INC		259	50	16%	309
ST LUCIE EMPLOYEE HEALTH & WELLNESS CENTER		303	5	2%	308
ROSEWOOD HEALTH AND REHABILITATION CENTER		287	21	7%	308
OCEAN VIEW NURSING AND REHAB CENTER		292	16	5%	308
SUNLAND MARIANNA COX MEDICAL CENTER		267	40	13%	307
BRISTOL AT TAMPA, THE	4	294	8	3%	306
GOOD SAMARITAN SOCIETY-DAYTONA		286	19	6%	305
ASCEND CLINICAL	2	235	68	22%	305
RESTORE HEALTH URGENT CARE		225	80	26%	305
NATURE COAST MEDICAL GROUP		214	91	30%	305
AVELLINO LAB USA, INC	1	290	12	4%	303
PHYSICIANS REGIONAL WALK-IN		185	118	39%	303
ADVENTHEALTH MEDICAL GROUP PROMPT CAR	1	205	97	32%	303

COVID-19: testing by laboratory

Data through Feb 18, 2021 verified as of Feb 19, 2021 at 09:25 AM

Data in this report are provisional and subject to change.

The numbers in the table below represent the number of Florida and non-Florida residents for whom test results were received by the Department of Health. A person can be tested by more than one laboratory and can have both positive and negative results. **Therefore, the sum of the numbers in each column will be larger than the total number of people tested.**

Reporting lab	Inconclusive	Negative	Positive	Percent positive	Total
AVENTURA REHAB AND NURSING CENTER		293	9	3%	302
WELL HEALTH WORKS	1	268	32	11%	301
SAMANTHA WILSON CARE CENTER	4	288	9	3%	301
KISSIMMEE FACILITY OPERATIONS LLC		278	23	8%	301
PEDIATRIC ASSOCIATES OF OCALA PA		270	31	10%	301
HEALTH PARK CARE CENTER		297	4	1%	301
GANDY CROSSING CARE CENTER	1	286	13	4%	300
ARGO SENIOR LIVING AT HAVERHILL		281	18	6%	299
WHITE-WILSON MEDICAL CENTER - FORT WALTON BEACH		288	11	4%	299
AVANTE AT MT DORA		296	3	1%	299
HCSO OCCUPATIONAL HEALTH AND WELLNESS CENTER		233	66	22%	299
BOCA BIOLISTICS REFERENCE LABORATORY	2	185	111	37%	298
SPRINGTREE REHAB & HEALTH CARE CENTER		280	18	6%	298
ENCOMPASS HEALTH REHABILITATION HOSPITAL OF SUNRISE	8	283	6	2%	297
FL HUD DESTIN, LLC D/B/A GRAND BOULEVARD HEALTH		262	35	12%	297
PALMS REHABILITATION AND HEALTHCARE CENTER		260	37	12%	297
HEALTH FIRST ADVENTHEALTH CENTRA CARE - TITUSVILLE		56	241	81%	297
SILVER CREEK SENIOR LIVING COMMUNITY		292	5	2%	297
THE SPRINGS AT BOCA CIEGA BAY		288	9	3%	297
BUENA VISTA URGENT CARE		264	32	11%	296
BROOKDALE DESTIN		284	12	4%	296
ADVENTHEALTH EXPRESS CARE AT WALGREENS 49TH STREET		247	47	16%	294
INTERNAL MEDICINE & PEDIATRICS OF TAMPA BAY PA		242	52	18%	294
OSPREY LODGE		235	59	20%	294
NORTHWEST MEDICAL CENTER CLINICAL LABORATORY		175	118	40%	293
TAMARAC REHABILITATION & HEALTH CENTER		290	3	1%	293
LAKE EUSTIS HEALTH AND REHABILITATION CENTER		285	7	2%	292
ST JAMES HEALTH AND REHABILITATION CENTER		208	84	29%	292
KENNEDY PAIN CLINIC GROUP LLC		263	28	10%	291
BAPTIST PRIMARY CARE, INC		266	24	8%	290
REGENTS PARK OF BOCA RATON		288	2	1%	290
FLOMEDILAB		77	213	73%	290
PALM GARDEN OF GAINESVILLE	2	285	2	1%	289
LUTHERAN HAVEN		281	8	3%	289
AUBURN UNIVERSITY MEDICAL CLINIC		227	62	21%	289
SAINTS 120 LLC	1	253	34	12%	288
ELMHURST HOSPITAL CENTER	1	265	21	7%	287
JACKSON PLAZA NURSING & REHAB CENTER	6	274	6	2%	286
LAKELAND REGIONAL HEALTH SYSTEMS INC		20	266	93%	286
CROSS POINTE CARE CENTER	2	278	6	2%	286
RIVERS FAMILY MEDICINE PA		211	74	26%	285
DIGNITY HEALING, LLC		272	13	5%	285
HEATHER HILL HEALTHCARE CENTER		238	46	16%	284
FAMILY CARE PARTNERS OF NE FLORIDA LLC		215	69	24%	284
BRIDGEWATER PARK HEALTH AND REHAB		257	27	10%	284
CONSULATE HEALTH CARE OF SAFETY HARBOR		278	6	2%	284

COVID-19: testing by laboratory

Data through Feb 18, 2021 verified as of Feb 19, 2021 at 09:25 AM

Data in this report are provisional and subject to change.

The numbers in the table below represent the number of Florida and non-Florida residents for whom test results were received by the Department of Health. A person can be tested by more than one laboratory and can have both positive and negative results. **Therefore, the sum of the numbers in each column will be larger than the total number of people tested.**

Reporting lab	Inconclusive	Negative	Positive	Percent positive	Total
HOMESTEAD MANOR	2	241	40	14%	283
AVANTE AT LEESBURG INC		281	1	0%	282
LIFE CARE CENTER OF WINTER HAVEN		264	18	6%	282
AURORA DIAGNOSTICS BERNHARDT LABORATORIES PATHOLOGY SERVICE		190	92	33%	282
ST JUDE CHILDREN'S RESEARCH HOSPITAL		265	15	5%	280
The Care Center at Pinellas Park	1	271	8	3%	280
LONGWOOD FAMILY PRACTICE		211	69	25%	280
ST PETERSBURG PEDIATRICS-PARK BLVD		253	25	9%	278
RULEME CENTER	2	250	26	9%	278
REHABILITATION CENTER OF LAKE CITY, THE		249	28	10%	277
PRUITT HEALTH-SANTA ROSA		275	2	1%	277
ROSEN MEDICAL CENTER		238	39	14%	277
QUALITOX LABORATORIES		105	172	62%	277
WESTCHESTER GARDENS LIMITED PARTNERSHIP		270	6	2%	276
VILLAGES REGIONAL HOSPITAL SURGERY CENTER LLC, THE		216	58	21%	274
SOUTHWEST ORLANDO FAMILY MEDICINE, PL		228	46	17%	274
PEDIATRIC HEALTH CARE ALLIANCE, PA		246	28	10%	274
Glades West Rehabilitation and Nursing Center		266	8	3%	274
Solaris Healthcare Lake Bennet		242	32	12%	274
renaissance health and rehabilitation center		254	18	7%	272
ONESTOP MEDICAL AND URGENT CARE LLC		231	40	15%	271
PERSONALIZED GENETIC TESTING	1	177	93	34%	271
HOLIDAY CVS LLC DBA CVS/PHARMACY #0440		262	9	3%	271
TUSKAWILLA NURSING AND REHAB CENTER	2	262	7	3%	271
BEAR CREEK NURSING CENTER		267	4	1%	271
PEDIATRICS BY THE SEA		260	10	4%	270
TALLAHASSEE NHHI LLC	1	242	27	10%	270
BAYA POINTE NURSING AND REHABILITATION		187	83	31%	270
Rehabilitation Center for Park Place LLC		259	11	4%	270
URGENT CARE EXPRESS LLC		1	269	100%	270
BAPTIST PRIMARY CARE INC	1	244	24	9%	269
HEALTHWORKS MED GROUP OF FLORIDA PA	3	260	6	2%	269
ST PETERSBURG PEDIATRICS-SEMINOLE BLVD		212	57	21%	269
Premier Place at The Glenview		260	8	3%	268
PORT SAINT LUCIE HOSPITAL		259	9	3%	268
MANOR CARE OF NAPLES FL LLC		265	3	1%	268
Solaris Healthcare Coconut Creek		261	6	2%	267
ELMCROFT PINECREST	1	245	21	8%	267
CHAUTAUQUA REHABILITATION AND NURSING CENTER		258	9	3%	267
ADVENT HEALTH CARE CENTER	9	245	12	5%	266
DAVID SCOTT MADWAR MD PA		239	27	10%	266
ADVENT HEALTH CENTRA CARE - ORMOND BEACH		113	153	58%	266
SERANADES BY SONATA WEST ORANGE		236	29	11%	265
HARBOURWOOD	1	259	4	2%	264
AMBULATORY SURGERY CENTER OF BOCA RATON LTD		261	3	1%	264
FLORIDA HEALTH CARE PLANS			262	100%	262

COVID-19: testing by laboratory

Data through Feb 18, 2021 verified as of Feb 19, 2021 at 09:25 AM

Data in this report are provisional and subject to change.

The numbers in the table below represent the number of Florida and non-Florida residents for whom test results were received by the Department of Health. A person can be tested by more than one laboratory and can have both positive and negative results. **Therefore, the sum of the numbers in each column will be larger than the total number of people tested.**

Reporting lab	Inconclusive	Negative	Positive	Percent positive	Total
MANORCARE AT LELY PALMS		256	5	2%	261
HOLLEY NAVARRE MEDICAL CLINIC		187	73	28%	260
CLIFFORD CHESTER SIMS VA NURSING HOME		251	9	3%	260
CONSULATE HEALTHCARE OF KISSIMMEE		247	12	5%	259
Solaris HealthCare Imperial		251	8	3%	259
BRENTWOOD RETIREMENT COMMUNITY	5	223	31	12%	259
ACCURATE DIAGNOSTIC LABS, INC		243	15	6%	258
SILVERCREST HEALTH AND REHABILITATION CENTER	3	247	8	3%	258
Life Care Center of Punta Gorda	1	245	12	5%	258
FLORIDA WOMAN CARE LABORATORY LLC		232	26	10%	258
PROTEUS MOLECULAR AND CLINICAL LAB	1	148	109	42%	258
LAKE PARK OF MADISON		250	7	3%	257
COMMUNITY HEALTH AND REHABILITATION CENTER		197	60	23%	257
Parkview Rehabilitation Center at Winter Park		250	7	3%	257
W FRANK WELLS NURSING HOME		228	28	11%	256
MEDICAL CENTER AT OCEAN REEF,THE		242	13	5%	255
OCALA FAMILY MEDICAL CENTER INC	1	209	45	18%	255
ESTERO ISLAND MEDICAL CENTER		200	55	22%	255
LASER & SURGERY CENTER OF THE PALM BEACHES		254	1	0%	255
Coastal Health and Rehabilitation Center		244	10	4%	254
SHELL POINT VILLAGE MEDICAL CENTER		246	7	3%	253
24/7 PEDIATRIC CARE CENTERS INC		233	19	8%	252
ST CATHERINE'S WEST REHABILITATION HOSPITAL		240	12	5%	252
CHIPOLA HEALTH AND REHAB		234	17	7%	251
FAMILY EXPRESS URGENT CARE		5	246	98%	251
EXCEL PEDIATRICS		209	42	17%	251
DOCTORS MEMORIAL HOSPITAL		129	121	48%	250
ADVANCED AMBULATORY SURGERY CENTER		239	11	4%	250
BROWARD NURSING & REHABILITATION CTR	8	233	9	4%	250
TAVARES PEDIATRICS		209	40	16%	249
WESTWOOD HEALTHCARE SNF		204	45	18%	249
MARTIN MEMORIAL MEDICAL CENTER LAB		128	121	49%	249
AVON PARK PEDIATRICS INC	3	222	23	9%	248
JACKSONVILLE KIDS PEDIATRICS, PLLC		216	32	13%	248
CLARE BRIDGE ORMOND BEACH	1	247			248
FRICKS PHARMACY		191	56	23%	247
HOLISTIX TREATMENT CENTERS		241	6	2%	247
KINDRED HOSPITAL	7	235	5	2%	247
BUREAU OF CLINICAL LABORATORIES		206	40	16%	246
TIERRA PINES CENTER		234	12	5%	246
PAVILION FOR HEALTHCARE, THE		244	2	1%	246
Heritage Healthcare at Tallahassee		239	7	3%	246
CARRINGTON PLACE OF ST PETE LLC		242	4	2%	246
ROSEWOOD HEALTHCARE & REHABILITATION CENTER		239	6	2%	245
VETERANS AFFAIRS MEDICAL CENTER - MIAMI		1	243	100%	244
MALABAR/ADVENT CENTRA CARE		48	196	80%	244

COVID-19: testing by laboratory

Data through Feb 18, 2021 verified as of Feb 19, 2021 at 09:25 AM

Data in this report are provisional and subject to change.

The numbers in the table below represent the number of Florida and non-Florida residents for whom test results were received by the Department of Health. A person can be tested by more than one laboratory and can have both positive and negative results. **Therefore, the sum of the numbers in each column will be larger than the total number of people tested.**

Reporting lab	Inconclusive	Negative	Positive	Percent positive	Total
JAMES A HALEY VETERANS HOSPITAL			243	100%	243
ARCHER HEALTH VENTURES, LLC		217	25	10%	242
Life Care Center at Inverrary		237	4	2%	241
GOOD SAMARITAN CARES		236	5	2%	241
WALGREENS 3173		223	18	7%	241
HAVEN OF OUR LADY OF PEACE INC		233	8	3%	241
Sunset Point Center		236	4	2%	240
RIVERWOOD HEALTH NH LLC		201	39	16%	240
FIRST CHOICE PRIMARY CARE		191	49	20%	240
USA HEALTH UNIVERSITY HOSPITAL CLINICAL LABORATORY	1	233	6	3%	240
CLARE BRIDGE OF SARASOTA		238	2	1%	240
FORT MYERS REHABILITATION AND NURSING CENTER		213	26	11%	239
HUNT CLUB PEDIATRIC ASSOCIATES, P.A.		209	30	13%	239
PALM GARDEN OF AVENTURA		236	3	1%	239
AMERICAN HOUSE SENIOR LIVING		189	49	21%	238
The Grove Health and Rehabilitation		215	23	10%	238
AVECINA MOBILE		121	117	49%	238
FLORIDA CLINICAL LABORATORY-BIOREFERENCE LABORATORIES		89	148	62%	237
Vi at Lakeside Village Skilled Nursing		232	5	2%	237
OAK HAMMOCK AT THE UNIVERSITY OF FLORIDA		229	6	3%	235
BAY TREE CARE AND REHABILITATION CENTER		197	38	16%	235
Chatsworth at PGA National, LLC		223	12	5%	235
REGENTS PARK AT AVENTURA		221	14	6%	235
CENTERSTONE OF FLORIDA		218	17	7%	235
MIAMI JEWISH HEALTH SYSTEMS, INC	3	224	8	3%	235
CHIPOLA MEDICAL ASSOCIATES, LLC		166	69	29%	235
PLANT CITY PEDIATRICS	1	196	37	16%	234
OKEECHOBEE COUNTY HEALTH DEPT	1	153	80	34%	234
HOMESTEAD VILLAGE		223	11	5%	234
MEMPHIS PATHOLOGY LABORATORY	4	212	17	7%	233
ABBOTT LABORATORIES		146	87	37%	233
EDGEWATER AT WATERMAN VILLAGE,THE		217	15	6%	232
TGH		1	231	100%	232
ARCPOINT LABS OF ST PETERSBURG		152	79	34%	231
TERRACES OF LAKE WORTH CARE CENTER		219	12	5%	231
Solaris Senior Living North Naples ALF		221	9	4%	230
ATLANTIC URGENT CARE		155	75	33%	230
ManorCare Health Services-Palm Harbor	1	229			230
Cross Gardens Care Center		228	1	0%	229
MANDARIN PEDIATRICS		209	20	9%	229
ADVENT HEALTH - ORLANDO		170	58	25%	228
LYNN HAVEN SPORTS COMPLEX-WALKON CLINIC		21	207	91%	228
WHITE WILSON MEDICAL CENTER PA - NAVARRE		133	95	42%	228
STATMED QUICK QUALITY CLINIC AT NORTH PINELLAS		65	162	71%	227
FELLOWSHIP HOME AT THE FAIRWAY LLC		221	6	3%	227
PARKS HEALTHCARE & REHABILITATION CTR	4	211	11	5%	226

COVID-19: testing by laboratory

Data through Feb 18, 2021 verified as of Feb 19, 2021 at 09:25 AM

Data in this report are provisional and subject to change.

The numbers in the table below represent the number of Florida and non-Florida residents for whom test results were received by the Department of Health. A person can be tested by more than one laboratory and can have both positive and negative results. **Therefore, the sum of the numbers in each column will be larger than the total number of people tested.**

Reporting lab	Inconclusive	Negative	Positive	Percent positive	Total
Lakewood Nursing Center		196	29	13%	225
Avante at Inverness		224	1	0%	225
ADVENT HEALTH - DELTONA ER		178	47	21%	225
ARCPPOINT LABS OF SARASOTA MANATEE		148	77	34%	225
CYPRESS COVE		218	6	3%	224
Crossbreeze care center	1	221	2	1%	224
FLORIDA KEYS PEDIATRICS & ADOLESCENT CENTER		211	12	5%	223
SARAPATH DIAGNOSTICS		112	111	50%	223
LEHIGH VALLEY GENOMICS			223	100%	223
PINNACLES PEDS CARE PA		222			222
Lake Port Square Health Center		207	15	7%	222
MEDIPATH LLC		2	219	99%	221
PEDIATRICS IN BREVARD PA		188	33	15%	221
ABBOTT DIAGNOSTICS		207	14	6%	221
BOND CLINIC, PA		158	62	28%	220
NORTH FLORIDA PEDIATRICS - MARIANNA		182	38	17%	220
Boynton Beach Rehabilitation Center	2	213	4	2%	219
WOOD LAKE HEALTH AND REHABILITATION CENTER		219			219
SIGNATURE HEALTHCARE AT THE COURTYARD		171	47	22%	218
Avante at Orlando		214	4	2%	218
Signature healthcare of Jacksonville		213	5	2%	218
UCC - WELLINGTON		3	215	99%	218
THE RESIDENCE AT TIMBER PINES	4	188	25	12%	217
LAKE PORT SQUARE		200	17	8%	217
WHITE WILSON MEDICAL IMMEDIATE CARE NICEVILLE		16	201	93%	217
LODGE HEALTH AND REHABILITATION CENTER, THE		185	32	15%	217
THE MANOR AT CARPENTERS		185	32	15%	217
AMERICAN FINNISH NURSING HOME	1	211	5	2%	217
KR at Hillsborough Lakes/Lutz Healthcare		207	10	5%	217
BROOKDALE ATRIM WAY		210	6	3%	216
BAY COUNTY SHERIFFS OFFICE JAIL FACILITY		192	24	11%	216
ST. CLOUD REGIONAL MEDICAL CENTER		199	17	8%	216
AZALEA TRACE		203	13	6%	216
DISCOVERY VILLAGE AT MELBOURNE		189	26	12%	215
GATEWAY/ADVENT CENTRA CARE	1	24	190	88%	215
Consulate Health Care of North Fort Myers		203	12	6%	215
CCS - JOSEPH V CONTE		212	2	1%	214
BLOCK, NATION, CHASE, AND SMOLEN FAMILY MEDICINE		157	57	27%	214
ASCENSION MEDICAL GROUP		4	210	98%	214
HOSPICE OF LAKE & SUMTER INC	1	209	4	2%	214
MOBILE MEDICAL ASSOCIATES PL	9	173	31	15%	213
PCB CLINIC		167	45	21%	212
CONSULATE HEALTH CARE OF WINTER HAVEN		209	3	1%	212
POCONO MEDICAL CENTER		212			212
WIREGRASS DIRECT PRIMARY CARE PLLC□		179	33	16%	212
ORANGE COUNTY HEALTH DEPT		201	11	5%	212

COVID-19: testing by laboratory

Data through Feb 18, 2021 verified as of Feb 19, 2021 at 09:25 AM

Data in this report are provisional and subject to change.

The numbers in the table below represent the number of Florida and non-Florida residents for whom test results were received by the Department of Health. A person can be tested by more than one laboratory and can have both positive and negative results. **Therefore, the sum of the numbers in each column will be larger than the total number of people tested.**

Reporting lab	Inconclusive	Negative	Positive	Percent positive	Total
Life Care Center of Sarasota		200	12	6%	212
WASHINGTON REHAB AND NURSING		203	9	4%	212
LA MER NH LLC		207	4	2%	211
LAKESIDE NEUROLOGIC		202	9	4%	211
TRINITY REGIONAL REHAB CENTER		196	15	7%	211
SUNRISE DIAGNOSTIC LABORATORY		158	53	25%	211
WIMAUMA COMMUNITY HEALTH CENTER		170	40	19%	210
HEALTH FIRST - HOLMES REGIONAL MEDICAL CENTER		32	177	85%	209
Taylor Care Center		204	5	2%	209
Whispering Oaks	11	175	23	11%	209
FORT PIERCE HEALTH CARE		202	7	3%	209
The Palace Nursing and Rehabilitation Center		209			209
Orchid Cove at Sarasota		208	1	0%	209
NORTH FLORIDA PEDIATRICS PA - DUVAL		181	27	13%	208
AYERS HEALTH & REHABILITATION CENTER		204	4	2%	208
DOCTORS MEMORIAL FAMILY MEDICINE	2	142	64	31%	208
NSPIRE HEALTHCARE LAUDERHILL		201	6	3%	207
CORAL REEF NURSING & REHABILITATION CENTER		203	4	2%	207
ST MARK VILLAGE		201	5	2%	206
SUPERIOR RESIDENCES OF PANAMA CITY BEACH		200	6	3%	206
EMERALD COAST PEDIATRICS		194	11	5%	205
HEARTLAND PEDIATRICS OF LAKE PLACID PA		178	27	13%	205
ARBOR FACILITY INC		205			205
Heartland Healthcare of Ft. Myers	1	203	1	0%	205
FULGENT GENETICS	2	164	39	19%	205
CONEY ISLAND HOSPITAL		197	7	3%	204
MACTOWN, INC		201	2	1%	203
GLENRIDGE ON PALMER RANCH,THE		195	8	4%	203
DE LUNA HEALTH AND REHABILITATION CENTER		180	22	11%	202
BROOKDALE OF SPRING HILL	9	191	2	1%	202
POLK COUNTY HEALTH DEPARTMENT		178	24	12%	202
VETERANS AFFAIRS ORLANDO VA MEDICAL CENTER			202	100%	202
PATHGROUP LABS LLC		97	105	52%	202
ADVENT HEALTH CENTRA CARE - APOKA NORTH		171	30	15%	201
SOLARIS SENIOR LIVING VERO BEACH		194	7	3%	201
VAMC WEST PALM LAB		5	196	98%	201
EDGEWOOD NURSING CENTER		194	7	3%	201
Governors Creek Health and Rehabilitation	1	198	2	1%	201
HERITAGE HEALTHCARE AND REHABILITATION CENTER		195	5	3%	200
ADVENT HEALTH - CARROLLWOOD	4	169	26	13%	199
PALM BEACH PEDIATRICS PA	2	176	21	11%	199
WALGREENS 10670		176	23	12%	199
Consulate Healthcare of West Palm Beach		183	16	8%	199
LIFE CARE CENTER OF PORT ST. LUCIE		190	9	5%	199
San Jose Health & Rehabilitation		192	6	3%	198
BAYVIEW CENTER		193	5	3%	198

COVID-19: testing by laboratory

Data through Feb 18, 2021 verified as of Feb 19, 2021 at 09:25 AM

Data in this report are provisional and subject to change.

The numbers in the table below represent the number of Florida and non-Florida residents for whom test results were received by the Department of Health. A person can be tested by more than one laboratory and can have both positive and negative results. **Therefore, the sum of the numbers in each column will be larger than the total number of people tested.**

Reporting lab	Inconclusive	Negative	Positive	Percent positive	Total
DEPARTMENT OF HEALTH & HUMAN SERVICES		198			198
Nspire Health Care Kendall		188	10	5%	198
LAUREL POINT CARE ACQUISITION LLC DBA SANDGATE GARDENS REHAB AND NURSI		171	27	14%	198
BORLAND GROOVER CLINIC	1	161	35	18%	197
PALMS MEDICAL GROUP HIGH SPRINGS		166	31	16%	197
ADVENT HEALTH CENTRA CARE - DAYTONA BEACH		94	103	52%	197
PENSACOLA PEDIATRICS, PA		180	17	9%	197
BROOKDALE LAKE TAVARES		191	5	3%	196
BARTON HEALTH ALLIANCE		159	37	19%	196
ABBIEJEAN RUSSELL CARE CENTER		195			195
Surrey Place Healthcare and Rehabilitation		193	2	1%	195
LAKE VIEW CARE CENTER AT DELRAY		189	6	3%	195
FLORIDA ATLANTIC UNIVERSITY STUDENT HEALTH		158	36	19%	194
FOUNTAIN INN NURSING & REHABILITATION CTR, INC		188	6	3%	194
Bayside Health and Rehabilitation		165	29	15%	194
CONSULATE HEALTH CARE OF MELBOURNE		190	4	2%	194
SARNO EXTENDED HOURS		124	69	36%	193
TARPON POINT NURSING AND REHABILITATION CENTER		190	3	2%	193
LCS SANDHILL COVE LLC DBA	6	180	7	4%	193
PADDOCK RIDGE		189	3	2%	192
HEALTH LINK DIAGNOSTIC LABORATORIES		182	9	5%	191
Cross Terrace REhabilitation		189	2	1%	191
FLORIDA HEALTH CARE PLAN INC		2	189	99%	191
QUOTIENT SCIENCES		185	6	3%	191
INN AT ASTON GARDENS, THE		184	7	4%	191
STERLING HOUSE OF DELAND		190	1	1%	191
NO FLORIDA PEDIATRICS, PA		164	26	14%	190
NEO GENOMICS - FORT MYERS	1	183	6	3%	190
CYPRESS POINT LIVING, LLC		175	15	8%	190
LAKEVIEW INTERNAL MEDICINE		135	55	29%	190
Concordia Village of Tampa AL		185	5	3%	190
SOUTHLAND SUITES OF ORMOND BEACH	4	185			189
ARDEN COURTS OF TAMPA		185	4	2%	189
SAMIR EBEID MD		167	21	11%	188
WOMEN'S CARE FLORIDA LABORATORY		183	5	3%	188
OCEAN REEF MEDICAL CENTER		150	38	20%	188
Flagler Health and Rehabilitation		185	3	2%	188
BOCA RATON REHABILITATION CENTER	4	180	3	2%	187
PLANTATION NURSING & REHAB CENTER		187			187
MY HEALTHY BLUEPRINT BY BAPTIST HEALTH CARE		152	34	18%	186
ANTHEM LAKES LLC		151	35	19%	186
AMELIA MEDICAL CARE		40	146	78%	186
FINLAY CLINICAL LABORATORY INC		36	150	81%	186
ADVENT		172	13	7%	185
GRACE PEDIATRICS		155	30	16%	185
EVENT MED SERVICES LABORATORY		182	3	2%	185

COVID-19: testing by laboratory

Data through Feb 18, 2021 verified as of Feb 19, 2021 at 09:25 AM

Data in this report are provisional and subject to change.

The numbers in the table below represent the number of Florida and non-Florida residents for whom test results were received by the Department of Health. A person can be tested by more than one laboratory and can have both positive and negative results. **Therefore, the sum of the numbers in each column will be larger than the total number of people tested.**

Reporting lab	Inconclusive	Negative	Positive	Percent positive	Total
CORAL GABLES NURSING & REHABILITATION CENTER		175	10	5%	185
WATERMARK LAKE POINTE WOODS LLC		167	18	10%	185
ADVENT HEALTH - LAKE NONA		159	26	14%	185
NIGHT LITE PEDIATRICS WINTER GARDEN		144	40	22%	184
CHEEK AND SCOTT DRUGS INC		147	37	20%	184
ST. JAMES BAY HEALTH AND REHABILITATION CENTER		183	1	1%	184
BONIFAY NURSING AND REHAB CENTER		155	29	16%	184
GEORGIA DEPARTMENT OF PUBLIC HEALTH	1	5	178	97%	184
LUIS A GHIGLINO MD PA		178	6	3%	184
PONTE VEDRA GARDENS		183	1	1%	184
COLONY CLUB ALF,THE		170	13	7%	183
ADVENT HEALTH CENTRA CARE - WESLEY CHAPEL		13	170	93%	183
VIERA MANOR ASSISTED LIVING RESIDENCE		176	7	4%	183
BAPTIST HEALTH PRIMARY CARE	1	134	47	26%	182
ST ANTHONYS REHABILITATION HOSPITAL	9	171	2	1%	182
PALM HARBOR FAMILY PRACTICE & WALK-IN		136	46	25%	182
GENOSUR LLC		177	4	2%	181
UNIVERSITY OF MIAMI		54	127	70%	181
MORSELIFE MEMORY CARE RESIDENCE		172	9	5%	181
NADAL PEDIATRICS - VICTORIA STREET (3385)		153	28	15%	181
ARTHREX MEDICAL CENTER	1	80	99	55%	180
POMPANO REHABILITATION AND NURSING CTR		180			180
VI AT BENTLEY VILLAGE HOME CARE		180			180
WHITE-WILSON MEDICAL CENTER - NICEVILLE		160	20	11%	180
AMA MEDICAL GROUP LLC		151	29	16%	180
MATHISON RETIREMENT COMMUNITY, INC	1	170	8	4%	179
MACCLENNY NURSING AND REHAB		162	17	9%	179
Chatham Glen Healthcare and Rehabilitation Center		172	7	4%	179
DOS OF NORTH SHORES NURSING & REHAB CENTER		179			179
PENSACOLA PEDIATRICS PA - TIGER POINT	18	155	5	3%	178
CANTERFIELD OF CLAY COUNTY		140	38	21%	178
Consulate Health Care of St. Petersburg		177	1	1%	178
The Waterford		176	2	1%	178
PATRIOT MEDICAL LABORATORIES		170	7	4%	177
ZON BEACHSIDE LLC		142	35	20%	177
Heritage Park Rehabilitation & Healthcare		159	18	10%	177
ADVENT HEALTH CENTRA CARE - CARROLLWOOD		5	172	97%	177
Emory L Bennett State Veterans Nursing Home		173	3	2%	176
MEDICAL CONSULTANTS OF FLORIDA LLC	1	142	33	19%	176
DISCOVERY VILLAGE AT NAPLES		159	17	10%	176
OAKBROOK HEALTH AND REHABILITATION CENTER	1	160	14	8%	175
ARDEN COURTS OF SEMINOLE		135	40	23%	175
HOSPITAL FOR SPECIAL SURGERY		172	3	2%	175
SANDY PINES	2	154	18	10%	174
The Inn at Sarasota Bay Club		172	2	1%	174
YOUR FAMILY WALK-IN CLINIC		13	161	93%	174

COVID-19: testing by laboratory

Data through Feb 18, 2021 verified as of Feb 19, 2021 at 09:25 AM

Data in this report are provisional and subject to change.

The numbers in the table below represent the number of Florida and non-Florida residents for whom test results were received by the Department of Health. A person can be tested by more than one laboratory and can have both positive and negative results. **Therefore, the sum of the numbers in each column will be larger than the total number of people tested.**

Reporting lab	Inconclusive	Negative	Positive	Percent positive	Total
ORLANDO HEALTH EMERGENCY DEPARTMENT		163	11	6%	174
ASTON GARDENS AT PELICAN MARSH		169	5	3%	174
BARKLEY PLACE	1	168	4	2%	173
Sunnyside Nursing Home		170	3	2%	173
STERLING HOUSE OF PUNTA GORDA		172	1	1%	173
TUSCAN GARDENS OF PALM COAST		168	5	3%	173
ALL SEASONS NAPLES LLC		167	5	3%	172
LAB CORP	1	96	75	44%	172
DEPARTMENT OF HEALTH BUREAU OF FAMILY		169	2	1%	171
BROOKDALE FORT MYERS THE COLONY		167	4	2%	171
BAY VUE NURSING AND REHABILITATION CENTER		160	10	6%	170
CANTERFIELD OF OCALA, LLC		159	11	6%	170
ANGELS DIAGNOSTIC GROUP		136	34	20%	170
ROSECASTLE OF CITRUS		140	30	18%	170
PRIMECARE OF DOTHAN		117	53	31%	170
GOOD SAMARITAN SOCIETY OF DELAND		159	11	6%	170
JACKSONVILLE NURSING AND REHAB CENTER		164	6	4%	170
ADVANCED MEDICAL GROUP		1	168	99%	169
SPEARHEAD MEDICAL		127	42	25%	169
SUNCOAST URGENT CARE		124	45	27%	169
Life Care Center of Orlando		164	5	3%	169
PANAMA CITY DEVELOPMENTAL CENTER		168			168
ALLSOUTH URGENT CARE		6	162	96%	168
LEESBURG PEDIATRICS		153	15	9%	168
URGENT CARE OF THE PALM BEACHES, NORTH PALM BEACH			167	100%	167
CONCORD LIFE SCIENCES LLC	1	149	17	10%	167
ADVENT HEALTH CENTRA CARE - TEMPLE TERRACE	1	103	62	37%	166
CHILDREN MED CARE INC		142	24	14%	166
BROOKDALE ORANGE PARK		165	1	1%	166
HOLISTIC PEDIATRICS GROUP LLC		145	21	13%	166
FLAGLER COUNTY DETENTION CENTER		158	8	5%	166
US MEDICAL CARE, INC		148	17	10%	165
GENE BY GENE		61	104	63%	165
BENDERSON FAMILY SKILLED NURSING AND		148	17	10%	165
THE ARLINGTON OF NAPLES INC.		162	3	2%	165
DAIRY ROAD URGENT CARE	2	71	92	56%	165
ST PETERSBURG PEDIATRICS-EAST BAY	1	135	28	17%	164
CENTRAL FLORIDA HEALTHCARE GROUP LLC		143	21	13%	164
EXOSOME DIAGNOSTICS	1	145	18	11%	164
MEADOWCREST FAMILY PHYSICIANS		97	66	40%	163
GUEST HOUSE OCALA, THE		160	3	2%	163
BRADENTON HEALTH CARE		163			163
OSPREY VILLAGE AT AMELIA ISLAND LTD		155	8	5%	163
MILLER BIOCONNECT		140	23	14%	163
TUSCAN GARDENS OF VENETIA MANAGEMENT COMPANY		150	13	8%	163
TRI COUNTY NURSING HOME		162	1	1%	163

COVID-19: testing by laboratory

Data through Feb 18, 2021 verified as of Feb 19, 2021 at 09:25 AM

Data in this report are provisional and subject to change.

The numbers in the table below represent the number of Florida and non-Florida residents for whom test results were received by the Department of Health. A person can be tested by more than one laboratory and can have both positive and negative results. **Therefore, the sum of the numbers in each column will be larger than the total number of people tested.**

Reporting lab	Inconclusive	Negative	Positive	Percent positive	Total
SOUTH BALDWIN REGIONAL MEDICAL CENTER		151	11	7%	162
PRECISION GENETICS, INC		156	6	4%	162
SOMERBY LAKE NONA		154	7	4%	161
FIRST CHOICE PEDIATRICS SEMORAN		80	81	50%	161
CAYUGA MEDICAL CENTER AT ITHACA		156	5	3%	161
GREENBRIAR REHABILITATION AND NURSING CENTER	1	159			160
KEYSTONE REHAB		160			160
GLADES HEALTH CARE CENTER		157	3	2%	160
MIRACLE HILL NURSING & REHABILITATION CENTER INC		155	5	3%	160
NEW YORK CITY DEPARTMENT OF HEALTH & MENTAL		128	32	20%	160
CITRUS HEALTH AND REHAB		128	31	19%	159
ARDEN COURTS OF LARGO FL, LLC		144	15	9%	159
ARCADIA HEALTH AND REHABILITATION CENTER		100	59	37%	159
WUESTHOFF REF LABORATORY			158	100%	158
SUWANNEE VALLEY NURSING CENTER		144	14	9%	158
WELL-BEING MEDICAL CENTER PLLC		146	12	8%	158
BEACON AT GULF BREEZE, THE	2	149	7	4%	158
AFTER HOURS PEDIATRICS INC	1	1	155	99%	157
WOODBRIIDGE FACILITY INC		152	5	3%	157
BRIGHTON EGGERT PHARMACY INC		152	5	3%	157
RITECARE MEDICAL CENTER		97	59	38%	156
CSL PLASMA		31	125	80%	156
MID FLORIDA PATHOLOGY LLC MOBILE UNIT #4		106	50	32%	156
Englewood Healthcare and Rehab		141	15	10%	156
TIMBERRIDGE NURSING HOME & REHAB		123	33	21%	156
ROSECASTLE OF ZEPHRILLS		153	2	1%	155
WESLEY HAVEN VILLA	1	120	34	22%	155
PRUITT HEALTH		153	2	1%	155
COCOA BEACH/ADVENT CENTRA		41	114	74%	155
NORTH FLORIDA INTERNAL MEDICINE PA		122	33	21%	155
EDWARD J HEALEY REHAB & NURSING CENTER		155			155
WORKPLACE SCREENING INTELLIGENCE			155	100%	155
DIAMOND RIDGE		147	7	5%	154
PALMETTO FACILITY INC	1	153			154
DOCTORS MEMORIAL FAMILY PRACTICE	2	118	33	22%	153
FAWCETT MEMORIAL HOSPITAL-LAB		39	114	75%	153
SPRINGS AT LAKE POINTE WOODS		149	2	1%	151
MOBILE INFIRMARY MED CENTER PATH LAB		135	15	10%	150
POINTE, THE		122	28	19%	150
LABORATORY OF FLORIDA		97	53	35%	150
LAKEVIEW TERRACE RETIREMENT COMMUNITY		132	17	11%	149
PRECISION HEALTH RESOURCES, LLC	1	133	15	10%	149
IMA MEDICAL GROUP		94	55	37%	149
GULF COAST MEDICAL CENTER		144	4	3%	148
BAY EDUCATORS WELLNESS CENTER		94	54	36%	148
QUICK CARE MED LLC	1	120	27	18%	148

COVID-19: testing by laboratory

Data through Feb 18, 2021 verified as of Feb 19, 2021 at 09:25 AM

Data in this report are provisional and subject to change.

The numbers in the table below represent the number of Florida and non-Florida residents for whom test results were received by the Department of Health. A person can be tested by more than one laboratory and can have both positive and negative results. **Therefore, the sum of the numbers in each column will be larger than the total number of people tested.**

Reporting lab	Inconclusive	Negative	Positive	Percent positive	Total
REFUAH HEALTH CENTER LABORATORY		140	7	5%	147
FARAH MEDICAL		137	10	7%	147
CITY OF PORT SAINT LUCIE		136	11	7%	147
SEAGRASS VILLAGE FLEMING ISLAND		110	37	25%	147
GOLD CHOICE SENIOR COMMUNITIES		107	40	27%	147
CORE BIO LABS		76	70	48%	146
PEDIATRIC SPECIALISTS MEDICAL GROUP	1	134	11	8%	146
KINDRED HOSPITAL THE PALM BEACHES		141	5	3%	146
PHYSICIANS REGIONAL MEDICAL CENTER - PINE RIDGE		19	127	87%	146
HAWKINS FAMILY MEDICINE LLC		100	46	32%	146
SEASIDE HEALTH AND REHABILITATION CENTER		89	57	39%	146
PEDIATRICS OF GREATER ORLANDO		127	18	12%	145
HUNT CLUB PEDIATRIC ASSOCIATES PA		89	56	39%	145
ADVENT HEALTH - TIMBERRIDGE ER		122	23	16%	145
REGENCY CARE OF BLOUNTSTOWN LLC		135	10	7%	145
PALM BEACH COUNTY HEALTH DEPT LAB	4	134	6	4%	144
NCRNC INC		140	4	3%	144
KENILWORTH CARE & REHABILITATION CENTER		136	8	6%	144
PROVIDENCE HOSPITAL LABORATORY		135	8	6%	143
ADVENTHEALTH CENTRA CARE PONCIANA	1	81	61	43%	143
PHYSICIAN PARTNERS PERRY		81	62	43%	143
Quail Run Health Care Center		143			143
BROOKDALE CAPE CORAL		143			143
BROOKDALE PENSACOLA		142	1	1%	143
HOSPICE OF ST FRANCIS INC		137	6	4%	143
JEFFERY WEINZWEIG		2	141	99%	143
SURREY PLACE CARE CENTER		136	6	4%	142
The Crossroads		141	1	1%	142
SUNNY HILLS ALF OF SEBRING INC		131	11	8%	142
COASTAL INTERNAL MEDICINE		105	37	26%	142
WRIGHTS HEALTH CARE AND REHABILITATION CENTER		112	30	21%	142
WALGREENS 6221		125	17	12%	142
MIAMI VA HEALTHCARE SYSTEM			142	100%	142
ARDEN COURTS OF DELRAY BEACH FL LLC	3	129	9	6%	141
MIDWAY PRIMARY CARE, LLC	6	79	56	40%	141
MILLENNIUM LAB SERVICES			141	100%	141
NOVARI CARE LLC		97	44	31%	141
VENICE REGIONAL BAYFRONT HEALTH (PULMONARY)		126	15	11%	141
UNIVERSITY OF CENTRAL FLORIDA HEALTH SERVICES		141			141
UNITED CLINICAL LABORATORIES		132	9	6%	141
OAKS OF KISSIMMEE HEALTH AND REHABILITATION CENTER		138	3	2%	141
PORT ST LUCIE REHABILITATION AND HEALTHCARE		98	43	30%	141
ADVENT HEALTH - WESTCHASE ER		117	23	16%	140
WEDGEWOOD HEALTHCARE CENTER		92	48	34%	140
SUMMERFIELD EMERGENCY ROOM		107	33	24%	140
FHMG-FLORIDA HOSPITAL MEDICAL GROUP		118	22	16%	140

COVID-19: testing by laboratory

Data through Feb 18, 2021 verified as of Feb 19, 2021 at 09:25 AM

Data in this report are provisional and subject to change.

The numbers in the table below represent the number of Florida and non-Florida residents for whom test results were received by the Department of Health. A person can be tested by more than one laboratory and can have both positive and negative results. **Therefore, the sum of the numbers in each column will be larger than the total number of people tested.**

Reporting lab	Inconclusive	Negative	Positive	Percent positive	Total
VIPEDIATRICS PLLC		128	12	9%	140
ELLENTON PEDIATRICS PA		129	11	8%	140
Gulf Coast Healthcare (Longwood Health and Rehab		118	21	15%	139
CROSSWINDS HEALTH AND REHABILITATION CENTER	1	136	2	1%	139
FAMILY EXTENDED CARE OF CENTRAL TAMPA		121	18	13%	139
PALM BEACH COUNTY FIREFIGHTERS HEALTH CLINIC, LLC		111	28	20%	139
LABCORP BURLINGTON		108	30	22%	138
AMERICAN PATHOLOGY PARTNERS		136	2	1%	138
ALTAMONTE MD			138	100%	138
SUNY UPSTATE MEDICAL UNIVERSITY		130	7	5%	137
PPC-LAB EDI ORCHARD BI		129	8	6%	137
LabCorp L#09258090 M#09258105		74	63	46%	137
MANOR AT BLUEWATER BAY		131	6	4%	137
PATHWAY PHARMACY		109	28	20%	137
ADVENT HEALTH CENTRA CARE - CITRUS PARK		9	128	93%	137
ADVENT HEALTH CENTRA CARE - DELAND		28	109	80%	137
220 GOLDEN, LLC	1	121	15	11%	137
SONATA COCONUT CREEK	2	111	24	18%	137
DAYSRING VILLAGE		114	22	16%	136
VILLAGE PLACE NH LLC		112	24	18%	136
GRAVITY DIAGNOSTICS, LLC		36	100	74%	136
HIGHLANDS URGENT CARE			136	100%	136
CHARTER SENIOR LIVING OF PANAMA CITY BEACH		115	21	15%	136
DOLPHIN POINTE HEALTH CARE LLC		118	18	13%	136
PW WINDERMERE SUBTENANT LLC		136			136
CRANE CENTER		105	31	23%	136
IRL MARKET LAB ALACHUA		104	31	23%	135
ADVENT HEALTH CENTRA CARE - ORANGE CITY	1	53	81	60%	135
HIALEAH SHORES NURSING AND REHAB CENTER		127	8	6%	135
PEDIATRIC CARE CENTER		135			135
LONGWOOD HEALTH AND REHABILITATION CENTER		124	11	8%	135
FLORIDA DEPARTMENT OF HEALTH IN TAYLOR COUNTY	1	94	40	30%	135
CLARE BRIDGE OF CAPE CORAL	1	134			135
ADVANCED MEDICAL CENTER		86	48	36%	134
DOCTOR'S IN HOUSE LABORATORY		18	116	87%	134
ADVENTHEALTH HOSPICE CARE CENTRAL FLORIDA		132	2	1%	134
JACKSON COUNTY HEALTH DEPARTMENT		95	39	29%	134
VILLAGE PEDIATRICS LLC		109	25	19%	134
JACKSONVILLE UNIVERSITY		122	11	8%	133
MV MEDICAL PRACTICE DBA PRIMARY URGENT CARE		126	7	5%	133
Hampton Court Nursing and Rehabilitation Center		131	2	2%	133
STEWART MEDICAL GROUP		34	99	74%	133
FORT WALTON REHABILITATION CENTER		96	37	28%	133
SEAVIEW NURSING AND REHABILITATION CENTER		131	1	1%	132
RDV SPORTSPLEX PEDIATRICS		111	21	16%	132
MEDICATION ROOMS-CSU/CI NURSE STATION	1	121	10	8%	132

COVID-19: testing by laboratory

Data through Feb 18, 2021 verified as of Feb 19, 2021 at 09:25 AM

Data in this report are provisional and subject to change.

The numbers in the table below represent the number of Florida and non-Florida residents for whom test results were received by the Department of Health. A person can be tested by more than one laboratory and can have both positive and negative results. **Therefore, the sum of the numbers in each column will be larger than the total number of people tested.**

Reporting lab	Inconclusive	Negative	Positive	Percent positive	Total
ALL FLORIDA FAMILY AND SPORTS MEDICINE		114	18	14%	132
QUEENS HOSPITAL CENTER	1	123	8	6%	132
Nemours Children's Urgent Care		80	52	39%	132
GRAVITY DIAGNOSTICS		45	87	66%	132
THE REHABILITATION CENTER OF LAKE CITY		127	5	4%	132
REGENCY PARK		114	18	14%	132
INTEGRATED REGIONAL LABORATORIES		119	12	9%	131
THE WELLNESS CENTER AT LAKEWOOD RANCH		43	88	67%	131
DESOTO PALMS ALF		126	5	4%	131
SONATA DELRAY BEACH		121	10	8%	131
CENTRACARE		17	113	87%	130
BMHSI-AEL MICROBIOLOGY LABORATORY	2	102	25	19%	129
TRI-COUNTY NURSING HOME		117	12	9%	129
SOUTH CAMPUS FACILITY INC		122	7	5%	129
CLEARWATER STATMED QUICK QUALITY CLINICS		37	91	71%	128
WEST COAST FAMILY MEDICAL CARE		99	29	23%	128
SOUTHERN LABORATORY SERVICES OF NWF		101	27	21%	128
CARENOW LAKE MARY			127	100%	127
LIFE CARE CENTER OF ALTAMONTE SPRINGS		102	25	20%	127
MILLENNIUM PHYSICIAN GROUP LLC		109	18	14%	127
ADVENTHEALTH EXPRESS CARE AT WESLEY CH		114	13	10%	127
JUNO DERMATOLOGY LLC		114	13	10%	127
GESSLER CLINIC PA		98	29	23%	127
NAPHCARE, INC AT MANATEE COUNTY JAIL		102	25	20%	127
NO FLORIDA PEDIATRICS, PA - BRADFORD		106	21	17%	127
SHOAL CREEK REHABILITATION CENTER		85	42	33%	127
NAVARRE GARDENS LLC		102	25	20%	127
SIGNATURE HEALTHCARE OF ORANGE PARK		123	3	2%	126
LAKE REGIONAL URGENT CARE		7	119	94%	126
DB MD		113	13	10%	126
VILLA MARIA WEST SKILLED NURSING FACILITY		119	7	6%	126
PROVISTA DIAGNOSTICS, INC		123	3	2%	126
FINNISH AMERICAN REST HOME-ALF		124	2	2%	126
HILLSBOROUGH COUNTY DEVELOPMENTAL CTR	1	117	8	6%	126
Lakeside Nursing and Rehabilitation Center	1	99	25	20%	125
WINDSOR OF LAKEWOOD RANCH,THE		123	2	2%	125
FOUNTAINS OF HOPE LLC, THE		124	1	1%	125
CRYSTAL RIVER HEALTH & REHAB		125			125
CARENOW URGENT CARE - LAKE MARY			125	100%	125
CITRUS MEMORIAL HOSPITAL			124	100%	124
ARDEN COURTS OF FORT MYERS		121	3	2%	124
WILLOW BROOKE COURT AT AZALEA TRACE		124			124
QUICK CARE MED PL CR		80	44	35%	124
ARBOR GLEN AT ARBOR TRACE	2	113	9	7%	124
THE CLUB AND REHABILITATION CENTER		123	1	1%	124
KINDRED HOSPITAL-BAY AREA-ST PETERSBURG LAB	1	117	6	5%	124

COVID-19: testing by laboratory

Data through Feb 18, 2021 verified as of Feb 19, 2021 at 09:25 AM

Data in this report are provisional and subject to change.

The numbers in the table below represent the number of Florida and non-Florida residents for whom test results were received by the Department of Health. A person can be tested by more than one laboratory and can have both positive and negative results. **Therefore, the sum of the numbers in each column will be larger than the total number of people tested.**

Reporting lab	Inconclusive	Negative	Positive	Percent positive	Total
CARE CENTERS OF NASSAU		121	3	2%	124
MANOR CARE OF PALM HARBOR		123	1	1%	124
TGH URGENT CARE - SEMINOLE			123	100%	123
ISLAND HEALTH AND REHABILITATION CENTER		122	1	1%	123
STERLING HOUSE OF WINTER HAVEN		120	3	2%	123
TUSCAN ISLE CHAMPIONSGATE OP CO LLC		121	2	2%	123
COQUINA CENTER		119	3	2%	122
JUPITER MEDICAL CENTER URGENT CARE - STUART		90	32	26%	122
ADVENT HEALTH CENTRA CARE - BRANDON		31	91	75%	122
MAINSTREAM DIAGNOSTIC LABORATORY LLC		106	16	13%	122
AMERICAN HOUSE-BONITA SPRINGS		121	1	1%	122
CLINICA HISPANA		1	121	99%	122
PBC FIREFIGHTER BENEFIT FUND WELLNESS CENTER		94	27	22%	121
PROMPT CARE OF CENTRAL FLORIDA			121	100%	121
PARKVIEW HEALTH		121			121
HARBORCHASE OF VERO BEACH		106	15	12%	121
FAWCETT MEMORIAL HOSPITAL LABORATORY			121	100%	121
SEA PINES REHABILITATION HOSPITAL		120	1	1%	121
VENICE REGIONAL MEDICAL CENTER BAYFRONT HEALTH		53	68	56%	121
URGENT CARE TCMA			120	100%	120
BROOKDALE JENSEN BEACH		117	3	3%	120
The Crossings		120			120
NORTH FL SOUTH GA HCS-MALCOM RANDALL VAMC			120	100%	120
MEYER PEDIATRICS		107	13	11%	120
IQBAL A FARUQUI MD		88	32	27%	120
FLORIDA DEPARTMENT OF HEALTH IN LAKE COUNTY	1	78	41	34%	120
AMERICAN FAMILY MEDICAL LLC		81	38	32%	119
SONNIS PEDIATRICS PA		107	12	10%	119
ISLAND URGENT CARE PLLC DBA AFC URGENT CARE		118	1	1%	119
ST AUGUSTINE HEALTH & REHAB CENTER		119			119
MATHISON RETIREMENT COMMUNITY		114	5	4%	119
Kindred Hospital South Florida Hollywood SNU		112	7	6%	119
PALMS FACILITY INC		104	15	13%	119
BOSTON RED SOX CLUB LP		117	2	2%	119
ST VINCENT'S AMBULATORY CARE INC DBA	2	98	18	15%	118
COASTAL HEALTH AND REHAB		110	8	7%	118
HIGHLANDS LAKE CENTER		115	3	3%	118
RDX BIOSCIENCE		60	58	49%	118
Avante at Melbourne		116	1	1%	117
THREE OAKS PHARMACY INC		105	12	10%	117
WILLOWBROOKE COURT AT ST ANDREWS ESTATES		112	5	4%	117
NEIGHBORHOOD MEDICAL CENTER		112	5	4%	117
MED COMP SCIENCES		1	116	99%	117
ANCHOR CARE AND REHABILITATION CENTER		116	1	1%	117
MINUTECLINIC DIAGNOSTIC OF RHODE ISLAND, LLC #729		113	4	3%	117
SPRING HAVEN RETIREMENT	1	116			117

COVID-19: testing by laboratory

Data through Feb 18, 2021 verified as of Feb 19, 2021 at 09:25 AM

Data in this report are provisional and subject to change.

The numbers in the table below represent the number of Florida and non-Florida residents for whom test results were received by the Department of Health. A person can be tested by more than one laboratory and can have both positive and negative results. **Therefore, the sum of the numbers in each column will be larger than the total number of people tested.**

Reporting lab	Inconclusive	Negative	Positive	Percent positive	Total
PSL NAPLES BH OPERATIONS, LLC		117			117
NURSING PLUS OF BROWARD LLC		102	15	13%	117
FLORIDA HEALTH CARE PLANS INC		1	116	99%	117
SH HERON EAST LLC		103	14	12%	117
BELVEDERE COMMONS OF FORT WALTON BEACH		107	10	9%	117
JUPITER MEDICAL CENTER URGENT CENTER		85	31	27%	116
WINDERMERE MEDICAL CENTER		112	4	3%	116
ACCESS MEDICAL CENTER		100	16	14%	116
LEE COUNTY SCHOOL DISTRICT	1	108	7	6%	116
CHERRY OAK PALM BEACH COUNTY		110	6	5%	116
SUNFLOWER SPRINGS ASSISTED LIVING		105	10	9%	115
WALTON PLACE		115			115
BROOKDALE COLONIAL PARK	2	112	1	1%	115
AZALEA TRACE PHYSICIAN SERVICES		114	1	1%	115
PANAMA PHARMACY	3	95	17	15%	115
DIAGNOSTIC LABORATORY OF OKLAHOMA		92	23	20%	115
The Ponce Therapy Care Center		111	4	3%	115
STAR CARE		98	16	14%	114
ELAN BUENA VISTA		97	17	15%	114
HOBDAIR FAMILY HEALTH LLC		78	35	31%	113
Courtyards of Orlando Care Center		101	12	11%	113
BROWARD HEALTH CORAL SPRINGS EPIDEMIOLOGY DEPT		1	112	99%	113
ALLCARE MEDICAL CENTERS PC		93	20	18%	113
EAST NEW YORK DIAGNOSTIC AND TREATMENT		107	6	5%	113
CABANA AT JENSEN DUNES, THE		110	3	3%	113
TIFFANY HALL NURSING AND REHAB CENTER		104	9	8%	113
TREASURE COAST MEDICAL ASSOCIATES		4	109	96%	113
WILLISTON PEDIATRICS PA		91	22	19%	113
ALLIED HEALTH FORT PIERCE		112			112
ADVENTHEALTH MEDICAL GROUP FAMILY MEDICINE AT		88	24	21%	112
LORI MCAULIFFE MD PA		93	19	17%	112
RESEARCH CENTERS OF AMERICA, LLC		91	21	19%	112
Sandy Ridge Center for Rehabilitation and Healing		91	21	19%	112
CLEVELAND CLINIC FOUNDATION		12	99	89%	111
WHITE WILSON MEDICAL CENTER IMMEDIATE CARE		12	99	89%	111
PARTICLE THEORY LABS		103	8	7%	111
NADAL PEDIATRICS		86	24	22%	110
PHYSICIANS REGIONAL CLINIC		82	28	25%	110
LAKE HOUSE ASSISTED LIVING		93	17	15%	110
MG PORT CHARLOTTE II SUBTENANT LLC		98	11	10%	109
MONTEFIORE MEDICAL CENTER LABORATORIES - MOSES		100	9	8%	109
CITRUS MEMORIAL HEALTH SYSTEM LAB		2	107	98%	109
RIVERSIDE RECOVERY OF TAMPA		108	1	1%	109
VIERA DEL MAR HEALTH AND REHABILITATION CENTER		99	9	8%	108
VITAS HEALTHCARE CORPORATION OF FLORIDA		105	3	3%	108
EVANS HEALTH CARE		106	2	2%	108

COVID-19: testing by laboratory

Data through Feb 18, 2021 verified as of Feb 19, 2021 at 09:25 AM

Data in this report are provisional and subject to change.

The numbers in the table below represent the number of Florida and non-Florida residents for whom test results were received by the Department of Health. A person can be tested by more than one laboratory and can have both positive and negative results. **Therefore, the sum of the numbers in each column will be larger than the total number of people tested.**

Reporting lab	Inconclusive	Negative	Positive	Percent positive	Total
NORTH BEACH REHABILITATION CENTER		106	2	2%	108
TGH URGENT CARE - TYRONE		2	106	98%	108
THE COURTYARD ASSISTED LIVING		104	4	4%	108
CCS - PAUL REIN DETENTION FACILITY		79	28	26%	107
TRADITION MEDICAL CENTER LABORATORY		48	59	55%	107
WESTWOOD NURSING & REHAB		74	33	31%	107
GRAND OAKS HEALTH & REHABILITATION		106	1	1%	107
NAVY HOSPITAL			107	100%	107
BAY VIEW HEALTHCARE		85	22	21%	107
HEART OF FLORIDA REGIONAL MED CTR		35	71	67%	106
JEFFERSON COUNTY HEALTH DEPARTMENT-MONTICELLO		78	28	26%	106
SMILEY MEDICAL GROUP		78	28	26%	106
MD 365 MEDICAL CARE		105	1	1%	106
ELMCROFT OF BELLA VITA		98	8	8%	106
L&S SENIOR CARE DBA ARCADIA OAKS	4	101	1	1%	106
MINUTECLINIC LLC #4987		92	14	13%	106
MEDICAL CONSULTANTS OF FLORIDA DBA	1	90	14	13%	105
MCW MENTAL HEALTH LLC		103	2	2%	105
NORTH FLORIDA EVALUATION AND TREATMENT CENTER	2	98	5	5%	105
EMBRY RIDDLE AERONAUTICAL UNIVERSITY HEALTH SERVICES		1	104	99%	105
UNIVERSITY MEDICAL CENTER SUITES		92	13	12%	105
PICH KTM CORP DBA MEDTOWN PHARMACY		89	16	15%	105
SOLARIS SENIOR LIVING OF MERRITT ISLAND		102	3	3%	105
BIODESIX, INC.		78	27	26%	105
MARTIN ACQUISITION 1 LLC DBA		91	13	13%	104
SACRED HEART HEALTH SYSTEM INC		79	25	24%	104
GRANDE, THE	2	98	4	4%	104
VISTA MANOR		92	12	12%	104
BENTON HOUSE AT OAKLEAF		76	28	27%	104
PROFESSIONAL URGENT CARE SERVICES		74	30	29%	104
SUMMIT MEDICAL GROUP		95	9	9%	104
North Lake Care Center		102	1	1%	103
Mt Sinai Aventura			103	100%	103
PINELLAS CARE CENTER		76	27	26%	103
PREDICTIVE LABORATORIES, INC	1	90	12	12%	103
UNIVERSITY HEALTH SYSTEM INC		93	10	10%	103
FLAGLER COLLEGE HEALTH SERVICES		74	28	27%	102
JPR URGENT MEDICAL CARE		99	2	2%	101
ALL MY KIDS PEDIATRICS INC		75	26	26%	101
MAGNOLIA MEDICAL CLINIC		11	90	89%	101
ARBOR TERRACE ORTEGA LLC	2	97	2	2%	101
KINDRED HOSPITAL MELBOURNE	1	97	3	3%	101
SOUTH BALDWIN MEDICAL CENTER GULF SHORES		80	21	21%	101
FAMILY MEDICAL CARE OF PALM BEACH		41	60	59%	101
APLS SERVICES LLC D/B/A CLEAR DIAGNOSTICS	10	91			101
HOSPICE OF THE EMERALD COAST INC - PANAMA CITY	2	92	7	7%	101

COVID-19: testing by laboratory

Data through Feb 18, 2021 verified as of Feb 19, 2021 at 09:25 AM

Data in this report are provisional and subject to change.

The numbers in the table below represent the number of Florida and non-Florida residents for whom test results were received by the Department of Health. A person can be tested by more than one laboratory and can have both positive and negative results. **Therefore, the sum of the numbers in each column will be larger than the total number of people tested.**

Reporting lab	Inconclusive	Negative	Positive	Percent positive	Total
CLERMONT URGENT CARE			100	100%	100
HEALTHPOINT MED GRP OF THE EMERALD COAST LLC		75	25	25%	100
Consulate Health Care of Port Charlotte		98	2	2%	100
D PEDIATRICS		90	10	10%	100
DOUGLAS T JACOBSON STATE VETERANS HOME		100			100
A PLUS PEDIATRICS		86	14	14%	100
WELLSNOW URGENT CARE PC		100			100
BMCB MOLECULAR DIAGNOSTIC SUBSECTION		95	5	5%	100
AMERICAN HOUSE COCONUT POINT		87	13	13%	100
GEORGE SAFRAN MD PC		89	11	11%	100
Centre Pointe Health and Rehabilitation Center		89	11	11%	100
CENTRAL FLORIDA HEALTH CARE		47	52	53%	99
SEMINOLE COUNTY HEALTH DEPARTMENT		79	19	19%	98
Cross Landings Health and Rehabilitation		97	1	1%	98
LATE HOURS URGENT CARE		58	40	41%	98
WHITE PLAINS HOSPITAL CENTER LAB		94	4	4%	98
LANDMARK, THE		48	50	51%	98
HOSPICE OF THE TREASURE COAST		95	3	3%	98
ST MARK ASSISTED LIVING CENTER	1	85	12	12%	98
FHMG LAKE MARY PEDS		84	14	14%	98
URINEGOODHANDS LLC		96	2	2%	98
METROPOLITAN HOSPITAL CENTER		94	4	4%	98
PLAZA OF HALLANDALE BEACH		98			98
WALGREENS 4915		87	11	11%	98
MY CLINICAL LAB INC		17	81	83%	98
FLORIDA COMMUNITY HEALTH CENTERS INC			98	100%	98
GLOBAL CENTRAL LABS AT PPD	2	88	8	8%	98
ISLAND DOCTORS		12	86	88%	98
CHARLES CROFT MD	1	96	1	1%	98
HEALTH CENTERS AT BRENTWOOD		96	1	1%	97
J FRANK AVEY MD		77	20	21%	97
PINELLAS COUNTY JAIL			97	100%	97
VIERA HOSPITAL			97	100%	97
SEMINOLE SPORTS AND FAMILY MEDICINE		86	11	11%	97
WESTCHESTER MEDICAL CENTER		94	3	3%	97
ARBOR TRAIL		77	20	21%	97
RIDGEWOOD DIAGNOSTIC LABORATORY		92	5	5%	97
CCS - BROWARD COUNTY JAIL		90	6	6%	96
BAYSHORE MEMORY CARE		96			96
PEDIATRIC ASSOCIATES ORLANDO		82	14	15%	96
MARKET STREET VIERA		95	1	1%	96
ADVENT HEALTH - PALM HARBOR ER		72	24	25%	96
ARIZONA DEPARTMENT OF HEALTH SERVICES		5	91	95%	96
MEASE COUNTRYSIDE HOSPITAL		1	95	99%	96
PEDIATRIC CARE CENTER- JACKSONVILLE BEACH		67	28	29%	95
SIGNATURE HEALTHCARE OF PORT CHARLOTTE		88	7	7%	95

COVID-19: testing by laboratory

Data through Feb 18, 2021 verified as of Feb 19, 2021 at 09:25 AM

Data in this report are provisional and subject to change.

The numbers in the table below represent the number of Florida and non-Florida residents for whom test results were received by the Department of Health. A person can be tested by more than one laboratory and can have both positive and negative results. **Therefore, the sum of the numbers in each column will be larger than the total number of people tested.**

Reporting lab	Inconclusive	Negative	Positive	Percent positive	Total
MACADAMS HOME HEALTH AGENCY		94	1	1%	95
THE TERRACE OF KISSIMMEE		80	15	16%	95
VILLAS OF HOLLY BROOK - BRADENTON 14TH		95			95
DEVANSH LAB WERKS INC		79	16	17%	95
CROSS CITY REHABILITATION AND HEALTH CARE CENTER		72	23	24%	95
DIAGNOSTIC SOLUTIONS		3	91	97%	94
CONSULATE HEALTH CARE OF SARASOTA□	1	93			94
MIAMI BEACH COMMUNITY HEALTH CENTER		1	93	99%	94
FIRSTCARE CLINIC		42	52	55%	94
PRIME HEALTH OF NORTH PORT LLC		84	10	11%	94
ADVENTHEALTH MEDICAL GROUP PRIMARY CARE		89	4	4%	93
HIGHLANDS MEDICAL CENTER		90	3	3%	93
PENNSYLVANIA DEPT OF HEALTH		21	72	77%	93
KALEIDA HEALTH CENTER FOR LABORATORY		87	6	6%	93
HURLBURT FIELD CLINIC		39	54	58%	93
ORLANDO LUTHERAN TOWERS ASSISTED LIVING		93			93
CAREMOUNT MEDICAL - PATHOLOGY		89	4	4%	93
ROHR HOME		89	3	3%	92
INNOVATIVE TRANSFUSION MEDICINE, INC	2	69	21	23%	92
DIATHERIX LABORATORIES		52	40	43%	92
KINDRED HOSPITAL - SOUTH FLORIDA		91	1	1%	92
MINNESOTA TWINS		87	5	5%	92
VA PAIN CLINIC		82	10	11%	92
KORGENE LAB	1	23	68	74%	92
KINDRED HOSPITAL NORTH FLORIDA	3	84	5	5%	92
HARBORCHASE OF NAPLES		78	13	14%	91
HERON CLUB AT PRESTANCIA		89	2	2%	91
ADVENT HEALTH CENTRA CARE - WATERMAN		78	13	14%	91
KINDRED HOSPITAL SOUTH FLORIDA		89	2	2%	91
BAHIA OAKS LODGE		85	6	7%	91
MAGNOLIA DIAGNOSTIC		2	88	98%	90
SUMMIT MEDICAL GROUP PA		81	9	10%	90
Peninsula Care and Rehab		78	12	13%	90
KEYS MEDICAL GROUP			90	100%	90
QPS, LLC		87	3	3%	90
FLORIDA MEDICAL CLINIC LLC		49	41	46%	90
SUNSHINE GARDENS		89	1	1%	90
JOHN KNOX VILLAGE OF FLORIDA ALF	1	85	4	4%	90
SEVEN HILLS HEALTH AND REHABILITATION CENTER		74	16	18%	90
NORTH FLORIDA SPINE AND WELLNESS		69	20	22%	89
ESCAMBIA COUNTY JAIL	1	62	26	29%	89
F&T MEDICAL RESEARCH, INC		89			89
STUART LODGE LIVING LLC		66	23	26%	89
A2Z DIAGNOSTICS		88	1	1%	89
LIFE BRITE		73	16	18%	89
PALMS EDGE	1	81	6	7%	88

COVID-19: testing by laboratory

Data through Feb 18, 2021 verified as of Feb 19, 2021 at 09:25 AM

Data in this report are provisional and subject to change.

The numbers in the table below represent the number of Florida and non-Florida residents for whom test results were received by the Department of Health. A person can be tested by more than one laboratory and can have both positive and negative results. **Therefore, the sum of the numbers in each column will be larger than the total number of people tested.**

Reporting lab	Inconclusive	Negative	Positive	Percent positive	Total
RITE MEDICAL CARE PC		87	1	1%	88
AVERO DIAGNOSTICS		64	24	27%	88
ST PETERSBURG PEDIATRICS-MLK JUNIOR BLVD		80	8	9%	88
FREEDOM INN AT TARPON SPRINGS		81	7	8%	88
CLEAR MOLECULAR		86	2	2%	88
QUALITY URGENT CARE AND WELLNESS PL	2	55	31	35%	88
LAKE GIBSON VILLAGE, LLC		85	3	3%	88
GOVERNOR'S CREEK HEALTH & REHABILITATION		87	1	1%	88
PEDIATRIC ASSOCIATES AT ARGYLE PA		83	5	6%	88
GULFCOAST PEDIATRICS		80	7	8%	87
EC OPCO CARROLLWOOD LLC		81	6	7%	87
LECONTE MEDICAL CENTER LAB		69	18	21%	87
CENTURY CENTER FOR REHABILITATION & HEALING		69	18	21%	87
PACIFIC ANALYTICS			87	100%	87
BRANDON HEALTH AND REHABILITATION CENTER	1	85	1	1%	87
ARBOR TERRACE SAN JOSE LLC	3	82	2	2%	87
ALTERNATIVE LIVING, INC DBA TWIN CITIES PAVILION		85	2	2%	87
LABCORP RTP		34	53	61%	87
NSPIRE HEALTHCARE TAMARAC		80	6	7%	86
PENSACOLA DEVELOPMENTAL CENTER		67	19	22%	86
Crystal Health & Rehab Center		80	6	7%	86
OPPENHEIMER PLASTIC SURGERY LLC		81	5	6%	86
East Bay Rehabilitation Center		52	34	40%	86
CAREATC CITY OF TAMPA		68	18	21%	86
SOUTH GEORGIA MEDICAL CENTER		48	38	44%	86
DISCOVERY VILLAGE AT THE FORUM		86			86
PEDIATRICS IN BREVARD PA- ROCKLEDGE		54	32	37%	86
AVANTE AT OCALA INC		55	30	35%	85
PANCARE HEALTH GULF COUNTY		59	26	31%	85
W. FRANK WELLS NURSING HOME		84	1	1%	85
SUNLIFE PHARMACY		81	4	5%	85
MIAMI SHORES NURSING & REHAB		85			85
DAYSRING SENIOR LIVING LLC		83	2	2%	85
VITAS HEALTHCARE		77	7	8%	84
WALGREENS #12673		82	2	2%	84
MICRO PATH LABORATORIES INC		82	2	2%	84
CLYDE E LASSEN STATE VETERANS NURSING HOME		59	25	30%	84
HAZELDEN FLORIDA	1	80	3	4%	84
DELAND WELLNESS CENTER			84	100%	84
HAWTHORN HOUSE		70	14	17%	84
SANIBEL INTERNAL MEDICINE, LLC		81	3	4%	84
ATRIUM AT LIBERTY PARK		80	4	5%	84
ADVANCED EMURGENT CARE		27	57	68%	84
NITE LITE PEDIATRICS - JACKSONVILLE		76	8	10%	84
PINES OF SARASOTA GARDEN		84			84
LABCORP EMPLOYER SERVICES		82	1	1%	83

COVID-19: testing by laboratory

Data through Feb 18, 2021 verified as of Feb 19, 2021 at 09:25 AM

Data in this report are provisional and subject to change.

The numbers in the table below represent the number of Florida and non-Florida residents for whom test results were received by the Department of Health. A person can be tested by more than one laboratory and can have both positive and negative results. **Therefore, the sum of the numbers in each column will be larger than the total number of people tested.**

Reporting lab	Inconclusive	Negative	Positive	Percent positive	Total
STONY BROOK UNIVERSITY MEDICAL CENTER		69	14	17%	83
SENIOR LIVING VII TAMPA LLC	1	73	9	11%	83
CVS		19	64	77%	83
LAFAYETTE NURSING AND REHABILITATION CENTER		81	2	2%	83
ERIE COUNTY MEDICAL CTR CLINICAL LABS		79	4	5%	83
CALADIUM PEDIATRICS		74	8	10%	82
Lexington Health and Rehabilitation Center		82			82
Baldwin Pediatrics		73	9	11%	82
CANOPY ON BERRYHILL, THE		51	31	38%	82
LAB		29	53	65%	82
THE PAVILION FOR HEALTH CARE		72	10	12%	82
MINUTECLINIC DIAGNOSTIC OF SOUTH CAROLINA, LLC		66	15	19%	81
BIO-TECH CLINICAL LABORATORIES		41	40	49%	81
HEARTLAND PHARMACY LAKE PLACID, INC		59	22	27%	81
BRILLIANCE ASSISTED LIVING		63	18	22%	81
HOSPICE OF MARTIN & ST LUCIE, INC		78	3	4%	81
EAST ALABAMA MEDICAL CENTER LABORATORY		69	12	15%	81
ARDEN COURTS OF LELY PALMS		79	2	2%	81
HUNTSVILLE HOSPITAL LABORATORY		56	25	31%	81
MOOSEHAVEN LIFE CARE CENTER		81			81
GRAND OAKS OF JENSEN BEACH LLC		80	1	1%	81
ST PETERSBURG PEDIATRICS-SEMINOLE		69	11	14%	80
SURFSIDE URGENT CARE		65	15	19%	80
WINDSOR OAKS		79	1	1%	80
BAPTIST MEDICAL CENTER SOUTH		65	15	19%	80
NEW SMYRNA BEACH URGENT CARE			80	100%	80
MEMORY CARE OF NAPLES		80			80
ARBOR OAKS AT TYRONE	8	69	3	4%	80
SONATA WEST		77	2	3%	79
EDGEWATER AT WATERMAN VILLAGE		78	1	1%	79
VETERANS AFFAIRS MEDICAL CENTER - PALO ALTO		28	51	65%	79
LABFIRST - DEPARTMENT OF PATHOLOGY		76	3	4%	79
CBS LABS OF TAMPA LLC		3	76	96%	79
A COUNTRY PLACE ASSISTED LIVING FACILITY		77	2	3%	79
CATHOLIC HEALTH SYSTEM DEPT LABORATORY		77	2	3%	79
BALMORAL TENANT SERVICES INC	1	43	35	44%	79
LAKE MORTON PLAZA		75	3	4%	78
Madison Health and Rehabilitation Center		42	36	46%	78
SEMINOLE TRIBE OF FLORIDA		62	16	21%	78
HEARTLAND HEALTHCARE AND REHAB CENTER		56	22	28%	78
GIBBENS FAMILY MEDICAL, LLC		60	18	23%	78
CHAMBREL AT ISLAND LAKE		75	3	4%	78
ORANGE CITY NURSING AND REHAB		75	2	3%	77
DEBARY HEALTH AND REHABILITATION CENTER		75	2	3%	77
PLYMOUTH HOME FOR ADULTS, INC.	8	68	1	1%	77
TRUE NORTH HEALTH NAVIGATION LLC DBA DISPATCHHEALTH	1	60	16	21%	77

COVID-19: testing by laboratory

Data through Feb 18, 2021 verified as of Feb 19, 2021 at 09:25 AM

Data in this report are provisional and subject to change.

The numbers in the table below represent the number of Florida and non-Florida residents for whom test results were received by the Department of Health. A person can be tested by more than one laboratory and can have both positive and negative results. **Therefore, the sum of the numbers in each column will be larger than the total number of people tested.**

Reporting lab	Inconclusive	Negative	Positive	Percent positive	Total
MINUTECLINIC DIAGNOSTIC		71	6	8%	77
PARK OF THE PALMS INC		77			77
CENTRAL BALDWIN IMMEDIATE CARE & FAMILY PRACTICE		58	18	24%	76
DYNAMIC MEDICAL USA			76	100%	76
CLINICAL PATHOLOGY ASSOCIATES-SONIC REFERENCE LAB		76			76
NORTH PORT REHABILITATION AND NURSING CENTER		75	1	1%	76
WALGREENS 9627		70	6	8%	76
WINDSOR REFLECTIONS		75	1	1%	76
MD 365 MEDICAL CARE PLLC		76			76
325TH MEDICAL GROUP		69	7	9%	76
S-H THIRTY-FIVE OPCO- PORT ST LUCIE, LLC	1	75			76
CARE CENTERS OF NASSAU, LLC - HENDRICKS RD		76			76
BEACHES PEDIATRICS PA		70	5	7%	75
ASHRAF MEDICAL GROUP PLLC DBA PULSE MD		72	3	4%	75
HEALTH FIRST - PALM BAY HOSPITAL		2	73	97%	75
BOND CLINIC PA		43	32	43%	75
PROMEDICA LABORATORIES		21	54	72%	75
TURNING POINT OF TAMPA		69	6	8%	75
MOBILE PHYSICIAN SERVICES INC		67	8	11%	75
BRADEN RIVER REHABILITATION CENTER LLC		75			75
ADVENTHEALTH EXPRESSCARE		45	30	40%	75
BAYCARE HEALTH SYSTEMS		2	73	97%	75
LAKE HOWELL FAMILY MEDICINE ASSOCIATES		63	11	15%	74
LONG TERM CARE OF JAY, LLC		53	21	28%	74
HUNTINGTON HOSPITAL LABORATORY		71	3	4%	74
ACE BIOMEDICAL LABS LLC		61	13	18%	74
NOAH CLINICAL LABORATORY		63	11	15%	74
WATERCREST ST LUCIE WEST	1	69	3	4%	73
BROWARD HEALTH MEDICAL CENTER CLINICAL LAB			73	100%	73
Golfview Healthcare Center		73			73
LAKELAND REGIONAL HEALTH LAKE MIRIAM		34	39	53%	73
LAB PLUS, LLC AT SAINT THOMAS WEST HOSPITAL		59	14	19%	73
SIMED LABORATORY		57	16	22%	73
SCOTT LAKE HEALTH AND REHABILITATION CENTER		71	2	3%	73
BROOKDALE OVIEDO		71	2	3%	73
BROWARD HEALTH MEDICAL CENTER		3	70	96%	73
CONSULATE HEALTH CARE - LAKE MARY		72	1	1%	73
ROSECASTLE AT DELANEY CREEK		72	1	1%	73
PruittHealth Fleming Island		60	12	17%	72
CRAIG BERGER MD PL D/B/A BAY AREA EYE INSTITUTE		72			72
TUSCAN ISLE OPERATING COMPANY LLC DBA		69	3	4%	72
EXPERTUS LABORATORIES INC		24	48	67%	72
Oakhurst Center		65	7	10%	72
HAVEN OF OUR LADY OF PEACE		72			72
ST VINCENT'S BIRMINGHAM		66	6	8%	72
ADVANCED LAB		67	4	6%	71

COVID-19: testing by laboratory

Data through Feb 18, 2021 verified as of Feb 19, 2021 at 09:25 AM

Data in this report are provisional and subject to change.

The numbers in the table below represent the number of Florida and non-Florida residents for whom test results were received by the Department of Health. A person can be tested by more than one laboratory and can have both positive and negative results. **Therefore, the sum of the numbers in each column will be larger than the total number of people tested.**

Reporting lab	Inconclusive	Negative	Positive	Percent positive	Total
PORT CHARLOTTE REHABILITATION CENTER		61	10	14%	71
NORTH SHORE MEDICAL LABS	1	65	5	7%	71
BIOREFERENCE LABORATORIES		9	62	87%	71
FLORIDA PEDIATRIC GROUP		27	44	62%	71
ALTAMONTE PEDIATRIC ASSOCIATES		31	40	56%	71
STERLING HOUSE OF TALLAHASSEE	3	62	6	8%	71
AMMON LABS		61	10	14%	71
ATMORE COMMUNITY HOSPITAL LABORATORY		51	20	28%	71
UNIVERSTIY CENTER MEDICAL LLC DBA	1	67	3	4%	71
BLISS HEALTHCARE SERVICES	1	49	21	30%	71
Winter Garden Rehab and Nursing Facility		65	5	7%	70
MACKOUL PEDIATRICS FORT MYERS		55	15	21%	70
PANIRA HEALTHCARE CLINIC		2	68	97%	70
BAY REGIONAL URGENT CARE	1	42	27	39%	70
SUNCOAST COMMUNITY HEALTH CENTERS PEDIATRICS		21	49	70%	70
CORNERSTONE MEDICAL CARE OF BRANDON PL		59	11	16%	70
BAY PINES MEDICAL ASSOCIATES		1	69	99%	70
SUMMIT AT VENICE	2	63	5	7%	70
OAK MANOR NURSING HOME		66	4	6%	70
ADVENT HEALTH - LAKE MARY		60	10	14%	70
LENOX HILL HOSPITAL		64	6	9%	70
Highlands Regional Hospital		63	7	10%	70
SAN JOSE SENIOR CARE LLC	1	43	25	36%	69
CP/AIG PENSACOLA DEVELOPMENT LLC		66	3	4%	69
PARKSIDE INN	3	64	2	3%	69
HERITAGE HEALTHCARE AND REHABILITATION CENTER		69			69
ST JOSEPH'S HOSPITAL LABORATORY			69	100%	69
PLANTATION GENERAL HOSPITAL CLINICAL LAB		26	43	62%	69
MEMORIAL MANOR		69			69
PUBLIC SQUARE PHARMACY LLC		53	16	23%	69
LEE MEMORIAL HEALTH SYSTEM HEALTH FAIR		65	4	6%	69
USF HEALTH MORSANI CENTER		5	64	93%	69
CATHOLIC HEALTH SERVICES REGIONAL LAB		61	7	10%	68
FHMG- FLORIDA HOSPITAL MEDICAL GROUP		58	10	15%	68
JERICO URGENT CARE		65	3	4%	68
Avante at St Cloud, Inc.		66	2	3%	68
EISENHOWER ARMY MEDICAL CENTER		61	7	10%	68
CARE RESOURCE COMMUNITY HEALTH CENTERS INC		66	2	3%	68
AEL- MEMPHIS		17	51	75%	68
RARITAN BAY PERTH AMBOY		61	7	10%	68
SUNCOAST OPTIMAL WELLNESS		23	45	66%	68
ASSOCIATED CLINICAL LABORATORIES		60	8	12%	68
WALGREENS 2941		65	3	4%	68
CAN COMMUNITY HEALTH		66	1	1%	67
NORTH FLORIDA PEDIATRICS		55	12	18%	67
COOPER FAMILY MEDICAL PLLC		50	17	25%	67

COVID-19: testing by laboratory

Data through Feb 18, 2021 verified as of Feb 19, 2021 at 09:25 AM

Data in this report are provisional and subject to change.

The numbers in the table below represent the number of Florida and non-Florida residents for whom test results were received by the Department of Health. A person can be tested by more than one laboratory and can have both positive and negative results. **Therefore, the sum of the numbers in each column will be larger than the total number of people tested.**

Reporting lab	Inconclusive	Negative	Positive	Percent positive	Total
MEASE MANOR INC		63	4	6%	67
GENPATH			67	100%	67
BROOKDALE BONITA SPRINGS		66	1	1%	67
MD LABS		40	27	40%	67
FLORIDA DEPARTMENT OF HEALTH IN WALTON COUNTY		54	13	19%	67
KINDRED AT HOME		58	9	13%	67
ESCAMBIA COUNTY JAIL DETENTION DIVISION		66	1	1%	67
STONY BROOK SOUTHAMPTON		66	1	1%	67
LAKE WALES OPERATING GROUP LLC		61	5	8%	66
AU HEALTH		53	13	20%	66
PANCARE HEALTH - MALONE CLINIC		60	6	9%	66
PALM BEACH ATLANTIC UNIVERSITY		62	4	6%	66
CL BRUMBACK PRIMARY CARE CLINICS		16	50	76%	66
AMERICAN FAMILY MEDICAL		53	13	20%	66
BIG BOCA SMILES LLC		64	2	3%	66
GV NAPLES OPCO, LLC		65	1	2%	66
PENSACOLA PEDIATRICS - PACE		58	8	12%	66
MEDEX MEDICAL EXPRESS OF PALATKA			66	100%	66
ISLAND COAST PEDIATRICS		58	7	11%	65
MINUTECLINIC DIAGNOSTIC OF OHIO LLC		50	15	23%	65
BOND CLINIC DR ELDEEB		35	30	46%	65
SUMMER VISTA ASSISTED LIVING		38	27	42%	65
BROOKDALE CENTRE POINTE	1	64			65
OKEECHOBEE URGENT CARE		17	48	74%	65
BIOIQ		15	50	77%	65
INDIGO MANOR		22	43	66%	65
MED EXPRESS		6	59	91%	65
QUALITY URGENT CARE AND WELLNESS		35	29	45%	64
WADSWORTH HEALTH CENTER		61	3	5%	64
SOMERBY OF SANTA ROSA BEACH		55	9	14%	64
ADVENT HEALTH CENTRA CARE - WINTER GARDEN		18	46	72%	64
JOSEPH L MORSE GERIATRIC CENTER	2	59	3	5%	64
MINUTECLINIC DIAGNOSTIC OF TEXAS, LLC		57	7	11%	64
CRESTVIEW URGENT CARE		3	61	95%	64
VETERANS AFFAIRS MEDICAL CENTER - GULF COAST		27	37	58%	64
NEMOURS CHILDRENS PRIMARY CARE OVIEDO		51	13	20%	64
GREENLEAF ALF		63	1	2%	64
TRINITY AL SENIOR HOUSING LLC		45	19	30%	64
NXGEN MDX		20	44	69%	64
OUT OF STATE		40	24	38%	64
HARBOR BEACH NURSING AND REHABILITATION CENTER		61	2	3%	63
BEEHIVE HOMES OF GULF BREEZE		47	16	25%	63
PRIMECARE AT TWIN LAKES		1	62	98%	63
MINUTECLINIC DIAGNOSTIC OF NORTH CARO		56	7	11%	63
EC OPCO PENSACOLA, LLC		62	1	2%	63
MISIR DRUGS LLC		51	12	19%	63

COVID-19: testing by laboratory

Data through Feb 18, 2021 verified as of Feb 19, 2021 at 09:25 AM

Data in this report are provisional and subject to change.

The numbers in the table below represent the number of Florida and non-Florida residents for whom test results were received by the Department of Health. A person can be tested by more than one laboratory and can have both positive and negative results. **Therefore, the sum of the numbers in each column will be larger than the total number of people tested.**

Reporting lab	Inconclusive	Negative	Positive	Percent positive	Total
MEDI CLINIC SARASOTA INC		62	1	2%	63
Stratford Court of Palm Harbor		53	10	16%	63
LUTHERAN HAVEN ASSISTED LIVING		63			63
EMERALD COAST BEHAVIORAL HOSPITAL		59	4	6%	63
MED ONE AT SAINT AUGUSTINE		33	30	48%	63
APC PEDIATRICS AT RYE ROAD MEDICAL PARK		63			63
VIERA HEALTH AND REHABILITATION CENTER		62	1	2%	63
SAMFORD UNIVERSITY HEALTH SERVICES		61	1	2%	62
BARRY UNIVERSITY STUDENT HEALTH SERVICES		37	25	40%	62
OVERLOOK HOSPITAL LABORATORY		57	5	8%	62
MEDRITE URGENT CARE		51	11	18%	62
NORTH SHORE UNIVERSITY HOSPITAL LABORATORY		56	6	10%	62
MENORAH HOUSE		61	1	2%	62
LAKELAND REGIONAL HEALTH		38	24	39%	62
JACOBI MEDICAL CENTER		59	3	5%	62
BISHOP GRADY VILLAS		59	2	3%	61
MENTAL HEALTH CARE INC		52	9	15%	61
EMERALD COAST HOSPICE		60	1	2%	61
Winter Park Care and Rehab		60	1	2%	61
TOTAL CARE PLUS LLC			61	100%	61
WASHINGTON REHABILITATION AND NURSING CENTER		51	10	16%	61
TWIN CREEKS ASSISTED LIVING & MEMORY CARE		57	3	5%	60
THE PRESERVE AT CLEARWATER		58	2	3%	60
PUTNAM COUNTY SHERIFFS OFFICE		54	6	10%	60
BONITA PHARMACY		58	2	3%	60
ORANGE PARK PEDIATRICS		53	7	12%	60
TITUSVILLE FAMILY PRACTICE		16	44	73%	60
BURRY'S PHARMACY INC		36	24	40%	60
Summit Medical Group, Pa DbA Citymd		53	6	10%	59
PALM BAY URGENT CARE		28	31	53%	59
PEDIATRIC SERVICES OF AMERICA INC		57	2	3%	59
INTERNAL LAB		50	9	15%	59
BIOTECH		52	7	12%	59
BROOKDALE PALM COAST		59			59
WAVE CREST HEALTH AND REHABILITATION CENTER		57	2	3%	59
AEGIS MEDICAL GROUP		46	13	22%	59
MINUTECLINIC DIAGNOSTIC OF NORTH CAROL		50	9	15%	59
CINNAMON COVE ALF		58	1	2%	59
FLORIDA HEALTH CARE		8	51	86%	59
ADVENT HEALTH - PALM COAST		1	58	98%	59
CORAL GABLES HOSPITAL			59	100%	59
MILLENIUM PHYSICIANS GROUP		1	58	98%	59
G & R HEALTH MART PHARMACY		47	12	20%	59
WILSON MEMORIAL REGIONAL MEDICAL CENTER		55	4	7%	59
CARDIOLOGY AND MEDICINE ASSOCIATES		43	16	27%	59
NOMI HEALTH LAB SERVICES LLC		4	55	93%	59

COVID-19: testing by laboratory

Data through Feb 18, 2021 verified as of Feb 19, 2021 at 09:25 AM

Data in this report are provisional and subject to change.

The numbers in the table below represent the number of Florida and non-Florida residents for whom test results were received by the Department of Health. A person can be tested by more than one laboratory and can have both positive and negative results. **Therefore, the sum of the numbers in each column will be larger than the total number of people tested.**

Reporting lab	Inconclusive	Negative	Positive	Percent positive	Total
RITECARE MED CTR H			59	100%	59
FERN PARK DEVELOPMENTAL CENTER		5	54	92%	59
HERNANDO COUNTY FIRE RESCUE DISTRICT		25	33	57%	58
BOND AND STEELE CLINIC, PA		47	11	19%	58
LAKE CITY VA MEDICAL CENTER			58	100%	58
AFTER HOURS PEDIATRICS			58	100%	58
THE CANOPY AT BERRYHILL		58			58
BARBARA O'REILLY MD PA		57	1	2%	58
MICHIGAN DEPARTMENT OF HEALTH AND HUMAN SERVICES	1		57	98%	58
LPG CONVENIENT CARE AT PINE ISLAND ROAD		52	6	10%	58
Margate Health and Rehabilitation Center		56	2	3%	58
SOUTH LAKE PEDIATRICS		55	2	4%	57
INNOVATIVE GENOMICS, LLC		38	19	33%	57
NORTH FLORIDA MEDICAL CENTER		53	4	7%	57
MINUTECLINIC DIAGNOSTIC OF SOUTH CARO		47	10	18%	57
KAPG FLEMING ISLAND SENIOR HOUSING OPCO LLC	1	56			57
HOSPICE OF THE FLORIDA SUNCOAST,THE		57			57
ALZHEIMERS CARE CENTER OF VIERA LTD		37	20	35%	57
ASCENSION SACRED HEART BAY LABORATORY		54	3	5%	57
MALCOM RANDALL DEPT OF VAMC			57	100%	57
PHYSICIANS PRIMARY CARE OF SOUTHWEST FLORIDA		39	17	30%	56
EAGLES WATCH CLUSTER		47	9	16%	56
BAPTIST HEALTH SOUTH FLORIDA - WEST BOCA URGENT CARE		34	22	39%	56
HARMONY CLINIC		1	55	98%	56
BioReference Laboratories, Inc		7	49	88%	56
HORIZON ALF		55	1	2%	56
STEINHATCHEE FAMILY MEDICAL CENTER	1	48	7	13%	56
TIFFANY HALL NURSING AND REHAB		44	12	21%	56
TUKA PEDIATRICS		7	49	88%	56
EXPRESS DOCS LLC			55	100%	55
PREMIER MEDICAL ASSOCIATES ALL FLORIDA LLC		54	1	2%	55
Palms at Ponte Vedra Assisted Living and Memory Care		52	3	5%	55
LINCOLN MEDICAL AND MENTAL HEALTH CENTER		52	3	5%	55
FLORIDA MEDICAL CLINIC PA		46	9	16%	55
COOPER FAMILY MEDICAL, PLLC		45	10	18%	55
TBI RESIDENTIAL SERVICES, INC.		44	11	20%	55
MEDLOGIC LABORATORIES		3	52	95%	55
SONATA HUNTERS CREEK		47	8	15%	55
DELCARE PA		42	13	24%	55
ST FRANCIS HOSPITAL		47	8	15%	55
UHEALTH AT FISHER ISLAND			55	100%	55
BERNHARDT LABORATORIES	1	14	40	73%	55
MAUREEN OROURKE-FUTEY			55	100%	55
KENDALL REGIONAL MEDICAL CENTER LAB	3		52	95%	55
life Care Center of Melbourne		38	17	31%	55
SARATOGA HOSPITAL LABORATORY		49	5	9%	54

COVID-19: testing by laboratory

Data through Feb 18, 2021 verified as of Feb 19, 2021 at 09:25 AM

Data in this report are provisional and subject to change.

The numbers in the table below represent the number of Florida and non-Florida residents for whom test results were received by the Department of Health. A person can be tested by more than one laboratory and can have both positive and negative results. **Therefore, the sum of the numbers in each column will be larger than the total number of people tested.**

Reporting lab	Inconclusive	Negative	Positive	Percent positive	Total
UNITED LABORATORY SERVICES CORPORATION		38	16	30%	54
SARASOTA CO. HEALTH DEPT # 58		40	14	26%	54
NITE LITE PEDIATRICS - PORT ST. LUCIE		45	9	17%	54
FAMILY EXTENDED CARE OF PUNTA GORDA		54			54
MARQUIS LABS, LLC		53	1	2%	54
CLERMONT HEALTH AND REHAB		40	14	26%	54
GENESIS DERMATOLOGY		50	4	7%	54
CERTUS MTD OPCP LLC		52	2	4%	54
ST. CLOUD MEDICAL GROUP		54			54
TROY REGIONAL MEDICAL CENTER		43	11	20%	54
JUNIPER VILLAGE AT NAPLES		53	1	2%	54
PANCARE HEALTH - JACKSON COUNTY		43	11	20%	54
Gabisa Medical LLC		53			53
INTERNAL MEDICINE ASSOCIATES PA		49	4	8%	53
CHILDREN'S HOSPITAL OF ALABAMA		52	1	2%	53
ALLIANCE PEDIATRICS		24	29	55%	53
QUOTIENT SCIENCES LABS LLC			53	100%	53
THOMAS INTERNAL MEDICINE		44	9	17%	53
APOLLOMDX LABS		31	22	42%	53
PALM BAY PEDIATRICS		36	17	32%	53
SOMERSET			53	100%	53
VITAS HEALTHCARE CORP OF FLORIDA		52	1	2%	53
GRAND ST PAUL CVS		53			53
TOWERS HOME CARE		49	4	8%	53
Osprey Point Nursing Center		51	2	4%	53
INTERNAL MEDICINE SPECIALIST		46	6	12%	52
SONATA BOCA RATON		48	4	8%	52
RAPID RELIABLE TESTING NY LLC		47	5	10%	52
MICHAEL AKPEKE MD		43	9	17%	52
SNH BRFL TENANT LLC	2	50			52
ADVENT HEALTH		49	3	6%	52
PROMEDICA SENIOR LIVING		51	1	2%	52
LEVY COUNTY DEPARTMENT OF HEALTH		36	16	31%	52
ALEXANDER NININGER STATE VETERANS		52			52
DAVID POSNACK JEWISH DAY SCHOOL		52			52
JENNIFER J CHIAVETTA-GRLSANTI DC		40	12	23%	52
VPA PC LAB		48	4	8%	52
LIFESTREAM BEHAVIORAL CENTER		32	19	37%	51
GATEWAY CARE CENTER		50	1	2%	51
LPG PEDIATRICS AT PAGE FIELD		50	1	2%	51
PALM RIVER COMMUNITY HEALTH CENTER		46	5	10%	51
GOOD HEARTS COVID TESTING		8	43	84%	51
AVANTE ST CLOUD		48	3	6%	51
WEST VOLUSIA FAMILY AND SPORTS MEDICINE		50	1	2%	51
PALM BAY HOSPITAL			51	100%	51
GULFVIEW MEDICAL INSTITUTE		51			51

COVID-19: testing by laboratory

Data through Feb 18, 2021 verified as of Feb 19, 2021 at 09:25 AM

Data in this report are provisional and subject to change.

The numbers in the table below represent the number of Florida and non-Florida residents for whom test results were received by the Department of Health. A person can be tested by more than one laboratory and can have both positive and negative results. **Therefore, the sum of the numbers in each column will be larger than the total number of people tested.**

Reporting lab	Inconclusive	Negative	Positive	Percent positive	Total
KEYSTYLE LIVING LLC	1	49	1	2%	51
FINLAY CLINICAL LABORATORY		20	31	61%	51
INN AT ASTON GARDENS AT PELICAN POINTE,THE		46	4	8%	50
ATRIA PARK OF LAKE FOREST (WG HERITAGE LF LLC)		49	1	2%	50
BETHUNE-COOKMAN UNIVERSITY		32	18	36%	50
TRADITIONAL HOME HEALTH OF PALM BEACH INC		49	1	2%	50
WALGREENS #10373		48	2	4%	50
ORCHID COVE AT DAYTONA		45	5	10%	50
ROCHESTER GENERAL HOSPITAL LABORATORY		46	4	8%	50
Jupiter Medical Center Pavilion		49	1	2%	50
ADVENT HEALTH CENTRA CARE - EAST ORLANDO		21	29	58%	50
ST JOHNS COUNTY DETENTION CENTER		50			50
VALENCIA HOUSE ALF		49	1	2%	50
PENNSYLVANIA DEPARTMENT OF HEALTH BUREAU OF LABORATORIES			50	100%	50
BUECHELE DENTAL PA DBA CLERMONT FAMILY DENTISTRY		41	9	18%	50
GENEDX		37	13	26%	50
81ST MEDICAL GROUP		28	21	43%	49
SUPERIOR RESIDENCES OF LECANTO		34	15	31%	49
WEST ISLIP URGENT CARE		45	4	8%	49
SOFT CELL LABORATORIES		45	4	8%	49
NORTH CENTRAL BRONX HOSPITAL		47	2	4%	49
ADVENT HEALTH - MOUNT DORA		9	40	82%	49
WEST		35	14	29%	49
SOUTHEAST ALABAMA MEDICAL CENTER			49	100%	49
TREASURE COAST FORENSIC TREATMENT CTR		28	21	43%	49
FLORIDA HEALTH CARE DELAND			49	100%	49
SOS MOBILE MEDICAL CARE LLC		39	10	20%	49
ALLEGRO		47	2	4%	49
SOLARIS SENIOR LIVING NORTH NAPLES		48	1	2%	49
S-H THIRTY FIVE OPCO - ORANGE CITY, LLC		39	10	20%	49
ARDEN COURTS OF SARASOTA		33	16	33%	49
USF		1	48	98%	49
NORTHBROOK CENTER FOR□		47	2	4%	49
DEVELOPMENTAL DISABILITIES DEFENDANT PROGRAM		47	2	4%	49
MORTON PLANT HOSPITAL NURSING			49	100%	49
BIG BEND CARES, INC		41	7	15%	48
HEALTH FIRST - CAPE CANAVERAL HOSPITAL		1	47	98%	48
PANCARE HEALTH - FREEPORT CLINIC SUITE B		39	9	19%	48
LITTLE NECK URGENT CARE		46	2	4%	48
ROCKLEDGE REGIONAL MEDICAL CENTER		30	18	38%	48
CAREMED INTERNAL MEDICINE		30	18	38%	48
BAY CENTER HURRICANE SHELTER		48			48
NAPLES PEDIATRICS INC□		43	5	10%	48
RAINBOW PEDIATRICS PC LLC / BREAKFAST POINT		38	10	21%	48
SEWANEE MOLECULAR DIAGNOSTICS LABORATO		48			48
CARE CENTERS OF NASSAU LLC MINER ROAD SOUTH		48			48

COVID-19: testing by laboratory

Data through Feb 18, 2021 verified as of Feb 19, 2021 at 09:25 AM

Data in this report are provisional and subject to change.

The numbers in the table below represent the number of Florida and non-Florida residents for whom test results were received by the Department of Health. A person can be tested by more than one laboratory and can have both positive and negative results. **Therefore, the sum of the numbers in each column will be larger than the total number of people tested.**

Reporting lab	Inconclusive	Negative	Positive	Percent positive	Total
THE TERRACE OF JACKSONVILLE		3	45	94%	48
GRAND OAKS OF PALM CITY LLC	1	41	6	13%	48
COURTYARD GARDENS OF JUPITER		48			48
DOH		23	25	52%	48
INN AT THE FOUNTAINS, THE		34	14	29%	48
FIRST CHOICE PEDIATRICS INC		44	4	8%	48
HIALEAH HOSPITAL RESPIRATORY DEPT			48	100%	48
PREMIER MEDICAL ASSOCIATES		46	2	4%	48
POPLAR HEALTHCARE PLLC	1	11	35	74%	47
MID FLORIDA PRIMARY CARE PA		35	12	26%	47
NASSAU COUNTY JAIL		33	14	30%	47
NAVARRE GARDENS		41	6	13%	47
INTERLAB		1	46	98%	47
BARNES HEALTHCARE OF FLORIDA LLC		44	3	6%	47
CAPE REGIONAL MEDICAL CENTER		45	2	4%	47
PHILLIPPE RIDGE		35	12	26%	47
HARTFORD HEALTH SERVICES LLC		46			46
PREMIER PLACE HEALTHCARE AT THE GLENVIEW		46			46
ADVENT HEALTH MEDICAL GROUP OB GYN AT		40	6	13%	46
HOLMES COUNTY HEALTH DEPARTMENT		37	9	20%	46
GOLDEN POND COMMUNITIES		46			46
EMERALD COAST PEDIATRICS & ADOL		41	5	11%	46
HOME CARE PHARMACY		46			46
COLLIER URGENT CARE CENTERS CREEKSIDE		43	3	7%	46
CDR MAGUIRE INC	1	7	38	83%	46
EAST HILL PHARMACY		31	15	33%	46
H LEE MOFFITT CANCER CENTER MICRO		46			46
FHMG_CTR FOR SENIOR HEALTH		41	5	11%	46
COLLIER BLVD HMA PHYSICIAN MANAGEMENT LLC		46			46
KAPG ST AUGUSTINE SENIOR HOUSING OPCO LLC		37	9	20%	46
ST CLOUD PHYSICIAN MANAGEMENT LLC DBA ST CLOUD		27	19	41%	46
PRACTICE MANAGEMENT OF AMERICA, INC.		7	39	85%	46
EAST MANATEE FAMILY	1	1	44	96%	46
ADVENT HEALTH EXPRESS CARE		4	42	91%	46
GENTIVA HEALTH SERVICES CERTIFIED INC		43	3	7%	46
STUART URGENT CARE			45	100%	45
FAMILY EXTENDED CARE OF WINTER HAVEN		43	2	4%	45
REDI-MED WALK-IN FAMILY CARE			45	100%	45
WINTER GARDEN REHAB AND NURSING CENTER		41	4	9%	45
UNIVERSITY OF WEST FLORIDA, THE		44	1	2%	45
PERSONAL PEDIATRICS		40	5	11%	45
MOBILE DOC FL, LLC		29	16	36%	45
SOUTHPORT SQUARE HARBOUR HEALTH		45			45
ROSECASTLE OF JACKSONVILLE LLC		44	1	2%	45
NEOGENOMICS LABORATORIES INC		45			45
BARNETT PARK		2	43	96%	45

COVID-19: testing by laboratory

Data through Feb 18, 2021 verified as of Feb 19, 2021 at 09:25 AM

Data in this report are provisional and subject to change.

The numbers in the table below represent the number of Florida and non-Florida residents for whom test results were received by the Department of Health. A person can be tested by more than one laboratory and can have both positive and negative results. **Therefore, the sum of the numbers in each column will be larger than the total number of people tested.**

Reporting lab	Inconclusive	Negative	Positive	Percent positive	Total
COLLIER URGENT CARE CENTERS		44	1	2%	45
ALLIANCE OF PHYSICIANS AGAINST COVID-19			44	100%	44
QHC UPGATE MEDICAL PC		36	8	18%	44
BARTRAM CROSSING		44			44
CVS MINUTE CLINIC		1	43	98%	44
PEDIATRICS OF CENTRAL FLORIDA – SAINT CLOUD	2	40	2	5%	44
SUWANNEE COUNTY SHERIFF OFFICE		41	3	7%	44
FLORIDA HOSPITAL		28	16	36%	44
NIGHT LITE PEDIATRICS CENTER LLC		10	34	77%	44
NEW YORK PRESBYTERIAN - QUEENS DIAGNOSTIC		42	2	5%	44
GATTOLINE ENTERPRISES, INC. DBA FAMILY CARE PHARMACY		38	6	14%	44
LANDMARK HOSPITAL SOUTHWEST FLORIDA LLC		43	1	2%	44
KINDRED HOSPITAL CENTRAL TAMPA BLOOD GAS	1	38	5	11%	44
SAFARI PEDIATRICS PA		42	1	2%	43
ERDOX		41	2	5%	43
CITYMD OF MANAHAWKIN		41	2	5%	43
ARTHREX MEDICAL CENTER		25	18	42%	43
RADIOLOGY ASSOCIATES OF VENICE AND ENGLEWOOD		41	2	5%	43
MORTON PLANT			43	100%	43
PRINCETON VILLAGE□		39	4	9%	43
PATRICK AIR FORCE BASE		3	40	93%	43
WOLFF CTR FOR CHILD & ADOLESCENT HEALTH PLLC,THE		26	17	40%	43
MINUTECLINIC DIAGNOSTIC OF NEW JERSEY		36	7	16%	43
Gulf Shore Care Center		38	5	12%	43
FAST PACE MEDICAL CLINIC, PLLC		37	6	14%	43
LARA HEALTH AND WELLNESS CENTER LLC		43			43
Guardian Care Nursing and Rehabilitation Center		43			43
BRANCH MEDICAL CLINIC			43	100%	43
LAKE MARY KIDS CENTRA CARE		33	10	23%	43
TGH URGENT CARE POWERED BY FAST TRACK			43	100%	43
GRAND VILLA OF DELAND		38	4	10%	42
MAIMONIDES-SHALOM ACADEMY, INC		41	1	2%	42
EMERGENCY PHYSICIANS MEDICAL CENTER LLC		25	17	40%	42
ISLAND URGENT CARE PLLC		40	2	5%	42
CLINICAL LABORATORY		42			42
WALGREENS 3145		39	3	7%	42
ECOLAB GROUP		8	34	81%	42
LINCOLN DIAGNOSTIC LAB		40	2	5%	42
BRP SH OPCO LLC		42			42
SAN CARLOS PHARMACY		38	4	10%	42
Citymd Of Toms River		36	6	14%	42
FELICIDAD MEDICAL CENTER			42	100%	42
NORTH FLORIDA / SOUTH GEORGIA VETERANS HEALTH SYSTEM			42	100%	42
Atlantic Shore Nursing and Rehab		42			42
MERCY MEDICAL URGENT CARE CENTER INC		11	30	73%	41
PEDIATRICS OF CENTRAL FLORIDA KISSI		33	8	20%	41

COVID-19: testing by laboratory

Data through Feb 18, 2021 verified as of Feb 19, 2021 at 09:25 AM

Data in this report are provisional and subject to change.

The numbers in the table below represent the number of Florida and non-Florida residents for whom test results were received by the Department of Health. A person can be tested by more than one laboratory and can have both positive and negative results. **Therefore, the sum of the numbers in each column will be larger than the total number of people tested.**

Reporting lab	Inconclusive	Negative	Positive	Percent positive	Total
HERNANDO ENDOSCOPY AND SURGERY CENTER		31	10	24%	41
UNIVERSITY OF ALABAMA		38	3	7%	41
CALHOUN COUNTY HEALTH DEPT		17	24	59%	41
WG EVERGREEN WOODS SH LLC		41			41
FLORIDA HOSPITAL NEW SMYRNA		4	37	90%	41
NEXT MOLECULAR ANALYTICS		11	30	73%	41
FLORIDA STATE HOSPITAL CLINICAL LABORATORY		41			41
BRONX LEBANON HOSPITAL-MEDICAL CENTER		37	4	10%	41
ADVENT HEALTH - LAKE WALES		29	12	29%	41
DOH-WEST PALM BEACH BRANCH LABORATORY		2	38	95%	40
CLINICAL PATHOLOGY LABORATORIES, INC		40			40
FIRST CHOICE URGENT CARE		10	30	75%	40
MINUTECLINIC DIAGNOSTIC OF KANSAS, PA		34	6	15%	40
TAMPA BAY CONCIERGE DOCTOR, LLC		38	2	5%	40
CENTRA CARE - LAKE NONA		4	36	90%	40
AVALON PARK RETIREMENT RESIDENCE		39	1	3%	40
ROYAL PALM SENIOR RESIDENCE		40			40
TROPICANA MANUFACTURING COMPANY INC		37	3	8%	40
LONGLEAF DIAGNOSTIC LABORATORIES		11	29	73%	40
BETHESDA HEALTH URGENT CARE		3	37	93%	40
PRIDE DIAGNOSTICS		24	16	40%	40
MID-FLORIDA PATHOLOGY, LLC		32	8	20%	40
CAMPBELL URGENT CARE			40	100%	40
University Hills health and Rehabilitation		30	10	25%	40
PACIFICA SENIOR LIVING OCALA		35	5	13%	40
NORTH CAROLINA DEPARTMENT OF HEALTH & HUMAN SERVICES	1		39	98%	40
CAPITAL REGIONAL MEDICAL CENTER		2	38	95%	40
URGENT CARE & WELLNESS CENTER		10	30	75%	40
PLAINVIEW URGENT CARE		37	2	5%	39
GUYAN VALLEY WELLNESS CENTER		32	7	18%	39
CSL PLASMA INC		7	32	82%	39
MEDEX MEDICAL EXPRESS OF PALATKA LLC			39	100%	39
JUNIPER VILLAGE AT CAPE CORAL		34	5	13%	39
LOURDES HOSPITAL INC		37	2	5%	39
CEDAR CREEK AT KINGS BAY INC		39			39
CARE 4 U MANAGEMENT, INC			39	100%	39
BAY COUNTY JAIL ANNEX		34	5	13%	39
ERIC C MRSHAL, MD, PC #1842		37	2	5%	39
THE GOOD SHEPARDS OF DELAND-WEST		38	1	3%	39
ADVENT HEALTH CENTRA CARE - LAKELAND		30	9	23%	39
UNION MEDICAL CARE PLLC		39			39
BROOKDALE VERO BEACH SOUTH AL		39			39
CLINICAL RESEARCH SEQUENCING PLATFORM		8	31	79%	39
SOUTHSIDE HOSPITAL NORTHWELL HEALTH LABORATORY		32	6	16%	38
SPRING MANOR ASSISTED LIVING		38			38
VIP WALK IN CLINIC		19	19	50%	38

COVID-19: testing by laboratory

Data through Feb 18, 2021 verified as of Feb 19, 2021 at 09:25 AM

Data in this report are provisional and subject to change.

The numbers in the table below represent the number of Florida and non-Florida residents for whom test results were received by the Department of Health. A person can be tested by more than one laboratory and can have both positive and negative results. **Therefore, the sum of the numbers in each column will be larger than the total number of people tested.**

Reporting lab	Inconclusive	Negative	Positive	Percent positive	Total
MOLECULAR DIAGNOSTICS		5	33	87%	38
WG BAYPOINT VILLAGE SH LLC		38			38
ADVENTIST HEALTH SYSTEM FLORIDA		26	12	32%	38
NICEVILLE URGENT CARE		3	35	92%	38
REGENCY OAKS HEALTH CENTER		36	2	5%	38
BENTON HOUSE OF ST. JOHNS		36	2	5%	38
STEWART MEDICAL GROUP, INC		21	17	45%	38
RENAISSANCE AT THE TERRACES		37	1	3%	38
CENTRAL FLORIDA PEDIATRICS		13	25	66%	38
AUTUMN OF SARASOTA		12	26	68%	38
INSTITUTE OF PATHOLOGY KINGS COUNTY		37	1	3%	38
MISSION OAKS ASSISTED LIVING□		36	2	5%	38
BOND CLINIC, PA		9	29	76%	38
FLORIDA DEPARMENT OF HEALTH CLAY COUNTY		25	13	34%	38
CCRC @ SUNFLOWER LLC		35	3	8%	38
MARIANNA HEALTH AND REHABILITATION CENTER		37	1	3%	38
HOMEWOOD RESIDENCE AT FREEDOM PLAZA		37	1	3%	38
BRIDGEVIEW CENTER LLC□		27	11	29%	38
CITRUS COUNTY HEALTH DEPARTMENT		34	4	11%	38
THE COLLIER AT NAPLES		36	1	3%	37
PREMIER COMMUNITY HEALTHCARE GROUP INC		36	1	3%	37
HOLY NAME HOSPITAL LABORATORY		36	1	3%	37
LUTHERAN HAVEN EXTENDED CONGREGATE CAR		37			37
PREMISE HEALTH MIA		1	36	97%	37
BRANDON COMMUNITY HEALTH CENTER		29	8	22%	37
TAYLORVILLE FAMILY MEDICINE		30	7	19%	37
NORTHWELL HEALTH PLAINVIEW HOSPITAL LABORATORY		28	9	24%	37
PONCE THERAPY CARE CENTER		34	3	8%	37
HR SARASOTA OPERATOR LLC		25	12	32%	37
FAMILY EXTENDED CARE OF SEBRING INC		35	2	5%	37
ST AUGUSTINE PEDIATRIC ASSOC		33	4	11%	37
IMA MEDICAL GROUP POINCIANA		14	23	62%	37
STAT ONE URGENT CARE CENTER		2	35	95%	37
BOULEVARD REHABILITATION CENTER		24	13	35%	37
ONE MILO		37			37
HOLZER HEALTH CENTER		5	32	86%	37
INNOVATION CLINICAL TRIALS, INC			37	100%	37
S-H THIRTY FIVE OPCO - LUTZ, LLC		36	1	3%	37
PATHOGENIUS LABORATORIES		30	7	19%	37
ACCURATE DIAGNOSTIC LAB		35	2	5%	37
CONNECTICUT DEPARTMENT OF HEALTH		22	15	41%	37
PATRICK MANOR INCORPORATED		36			36
DUVAL PHARMACY		27	9	25%	36
BVL/LITTLE ANGEL PEDIATRICS		36			36
MINUTE CLINIC INCORPORATE		30	6	17%	36
AESTHETIC ENHANCEMENTS		36			36

COVID-19: testing by laboratory

Data through Feb 18, 2021 verified as of Feb 19, 2021 at 09:25 AM

Data in this report are provisional and subject to change.

The numbers in the table below represent the number of Florida and non-Florida residents for whom test results were received by the Department of Health. A person can be tested by more than one laboratory and can have both positive and negative results. **Therefore, the sum of the numbers in each column will be larger than the total number of people tested.**

Reporting lab	Inconclusive	Negative	Positive	Percent positive	Total
CORRECTIONAL MEDICAL GROUP		27	9	25%	36
ROYAL CARE OF AVON PARK		33	3	8%	36
GRAMERCY PARK URGENT CARE		35	1	3%	36
BIOFIRE		7	29	81%	36
NEUROINTERNATIONAL SARASOTA		32	3	9%	35
AHEC CLINIC		2	33	94%	35
COLLIER PHARMACY		29	6	17%	35
P23 LABS		35			35
BENTLEY VILLAGE II		26	9	26%	35
FREEDOM SQUARE NURSING CENTER		27	8	23%	35
HARMONY HEALTH OPCO, LLC		15	20	57%	35
WUESTHOFF MEMORIAL HOSPITAL			35	100%	35
BELVEDERE COMMONS OF SUN CITY CENTER		35			35
BRADFORD COUNTY HEALTH DEPARTMENT		34	1	3%	35
ADVENT HEALTH - FISH MEMORIAL		2	33	94%	35
PRMG - EAST NAPLES	1	23	11	31%	35
DOT DOC SARASOTA		33	2	6%	35
A & R RESEARCH GROUP		30	5	14%	35
MICHAEL A VENAZIO MD		32	3	9%	35
PARKSIDE HEALTH AND REHABILITATION CENTER			35	100%	35
IRL		4	31	89%	35
PATHGROUP		9	26	74%	35
BAYSHORE PATHOLOGY CONSULTANTS PA		34	1	3%	35
TERRACE AT HOBE SOUND, THE	1	31	3	9%	35
EASTERN SHORE URGENT CARE		24	11	31%	35
ST LUCIE COUNTY JAIL		25	9	26%	34
POARCH BANC CREEK INDIANS TRIBAL HEALTH DEPARTMENT			34	100%	34
CROSSROADS URGENT CARE		20	14	41%	34
LONG ISLAND JEWISH MED CTR		31	3	9%	34
ST. MARYS MEDICAL CENTER		1	33	97%	34
PANCARE HEALTH - BAY COUNTY - YOUNGSTOWN		30	4	12%	34
ENCOMPASS HEALTH REHABILITATION HOSPITAL OF LARGO		31	3	9%	34
GRAND AVENUE RX			34	100%	34
STETSON UNIVERSITY STUDENT HEALTH CENTER		3	31	91%	34
MEDCOMP SCIENCES			34	100%	34
COLLIER HMA PHYSICIAN MANAGEMENT LLC		26	8	24%	34
LYSTER ACH FT RUCKER AL		31	3	9%	34
NIGHT LITE PEDIATRIC CENTER		10	24	71%	34
LAKELAND REGIONAL HEALTH GATEWAY CENTER		11	23	68%	34
MADISON COUNTY MEMORIAL HOSPITAL LABORATORY		15	19	56%	34
PARAMOUNT WALK-IN CLINIC		1	33	97%	34
ANDALUSIA HEALTH		17	17	50%	34
REDI-MED WALK IN FAMILY CLINIC			34	100%	34
MAINSTREET FAMILY URGENT CARE		1	33	97%	34
RASHDA ALBIBI M.D. P.A.		31	3	9%	34
JOHN KNOX VILLAGE OF CENTRAL FLORIDA		30	4	12%	34

COVID-19: testing by laboratory

Data through Feb 18, 2021 verified as of Feb 19, 2021 at 09:25 AM

Data in this report are provisional and subject to change.

The numbers in the table below represent the number of Florida and non-Florida residents for whom test results were received by the Department of Health. A person can be tested by more than one laboratory and can have both positive and negative results. **Therefore, the sum of the numbers in each column will be larger than the total number of people tested.**

Reporting lab	Inconclusive	Negative	Positive	Percent positive	Total
THE MERIDIAN AT BOCA RATON	1	33			34
IMA MEDICAL CENTER		21	13	38%	34
TUSCAN GARDENS OF DELRAY BEACH MANAGEMENT COMPANY,		34			34
LAKE INTERNAL MEDICINE ASSOCIATES PA		29	5	15%	34
OPTUMCARE SOUTH FLORIDA, LLC		27	7	21%	34
LONG TERM CARE OF GULF BREEZE LLC		30	4	12%	34
FHMG - FLORIDA HOSPITAL MEDICAL GROUP		24	9	27%	33
THE SPRINGS OF PARC HILL		32	1	3%	33
ASHTON PLACE	3	26	4	12%	33
CDR MAGUIRE - MIAMI BEACH CC MISSION 17388		2	31	94%	33
BOND CLINIC		3	30	91%	33
PORT SAINT JOHN FAMILY PRACTICE		21	12	36%	33
INTERCOASTAL MEDICAL GROUP			33	100%	33
AHSE ROP		32	1	3%	33
Kensington Gardens		33			33
ATRIA WILLOW WOOD		32	1	3%	33
UNIVERSITY HOSPITAL		28	5	15%	33
CORAL HOUSE ASSISTED LIVING COMMUNITY LLC		33			33
MINUTECLINIC DIAGNOSTIC OF RHODE ISLAND, LLC #1544		32	1	3%	33
COMPLETE HOME CARE OF THE PALM BEACHES LLC		31	2	6%	33
DEPT OF VA MED CENTE-WEST PALM BEACH			33	100%	33
PECONIC BAY MEDICAL CENTER LABORATORY		25	8	24%	33
ATRIA SAN PABLO		31	2	6%	33
AYERS NURSING AND REHABILITATION CENTER		33			33
SANFORD MOBILE LAB PGA TOUR		32	1	3%	33
METRO KNOXVILLE HMA		25	8	24%	33
PHOSPHORUS DIAGNOSTICS		27	6	18%	33
FLORIDA PEDIATRIC GROUP PA		28	5	15%	33
WESTWOOD NURSING AND REHABILITATION		28	5	15%	33
PHYSICIAN ASSOCIATES LLC		26	7	21%	33
GREENRIDGE GROUP HOME	3	11	19	58%	33
ADVANCE URGENT CARE CENTER, LLC		1	31	97%	32
OPIS COQUINA CENTER		32			32
TRADITIONAL HOME CARE INC		31	1	3%	32
SONORAN DESERT PATHOLOGY ASSOCIATES		2	30	94%	32
NIGHT LITE PEDIATRICS URGENT CARE CENTER			32	100%	32
WESTMINSTER ST AUGUSTINE		32			32
JACKSON HEALTH SYSTEM		1	31	97%	32
Conway Lakes Health and Rehabilitation Center		32			32
LPG CONVENIENT CARE AT METRO		29	3	9%	32
VETERANS HOME			32	100%	32
GARDENS HEALTH NH LLC		32			32
VILLAGE ON THE ISLE		27	5	16%	32
MINUTECLINIC DIAGNOSTIC OF HAWAII LLC		28	4	13%	32
VETERAN AFFAIRS MEDICAL CENTER - JAMES J PETERS		30	2	6%	32
COLORADO DEPARTMENT OF HEALTH LABORATORY SERVICES DIVISION			32	100%	32

COVID-19: testing by laboratory

Data through Feb 18, 2021 verified as of Feb 19, 2021 at 09:25 AM

Data in this report are provisional and subject to change.

The numbers in the table below represent the number of Florida and non-Florida residents for whom test results were received by the Department of Health. A person can be tested by more than one laboratory and can have both positive and negative results. **Therefore, the sum of the numbers in each column will be larger than the total number of people tested.**

Reporting lab	Inconclusive	Negative	Positive	Percent positive	Total
BIGGERS FAMILY MEDICINE PA		31	1	3%	32
AVOW HOSPICE INC		32			32
WASHINGTON COUNTY HEALTH DEPARTMENT		20	12	38%	32
IPSUM DIAGNOSTICS		3	29	91%	32
Heartland Health Care Center North Sarasota		18	14	44%	32
LONG ISLAND UNIVERSITY - POST CAMPUS		32			32
COLLIER ANESTHESIA PAIN LLC		31			31
AMERICAN ESOTERIC LABORATORIES		15	16	52%	31
DISCOVERY COMMONS AT BRADENTON		31			31
OCOE PEDIATRICS		24	7	23%	31
BROOKDALE CANOPY OAKS			31	100%	31
UNIPATH		24	7	23%	31
Consulate Health Care of Orange Park		27	4	13%	31
MAKO MEDICAL		17	14	45%	31
SILVER LAKE PEDIATRICS PA		27	4	13%	31
LAKE CO EMPLOYEE HEALTH AND WELLNESS CENTER		29	2	6%	31
CAREHERE LAKE SCHOOLS EMPLOYEE HEALTH CENTER		20	11	35%	31
REGENCY PARK ASSISTED LIVING FACILITY		29	2	6%	31
HILA BECKERMAN MD LLC	1	29	1	3%	31
ADVENTHEALTH MEDICAL GROUP FAMILY MEDICINE AT RDV		31			31
LabCorp L#09258130 M#09258125		12	19	61%	31
MICHAEL J D'AMBROSE MD PA		29	2	6%	31
FAMILY HEALTH CENTER		18	13	42%	31
NCHD		17	14	45%	31
SOUTHEASTERN OUTPATIENT SURGERY CENTER		28	3	10%	31
KEY WEST MEDICAL CENTER	1	29	1	3%	31
BENTLEY CARE CENTER		31			31
PROFESSIONAL PEDIATRICS		29	2	6%	31
BOCA BIOLISTIC REFERENCE LAB			30	100%	30
CLINCLOUD, LLC			30	100%	30
AMEERAH LABS			30	100%	30
MIDDLETOWN MEDICAL P C		21	9	30%	30
COUNTY OF LOS ANGELES			30	100%	30
ALAN A SMITH MD LLC		29	1	3%	30
MEDEXPRESS - BLOOMIN BRANDS		13	17	57%	30
THE TERRACE AT IVY ACRES ALF		11	19	63%	30
FLORIDA DEPARTMENT OF HEALTH IN MONROE COUNTY		26	4	13%	30
VILLA COURT LLC		30			30
UR CARE FAMILY AND SPORTS MEDICINE			30	100%	30
ADVENT HEALTH PRIMARY CARE PLUS, WINTER GARDEN		26	4	13%	30
MINUTE CLINIC LLC #2216		28	2	7%	30
EASYCARE WALK-IN CLINIC	1	11	18	60%	30
WELLMED AT NEW TAMPA		22	8	27%	30
ALWAYS BEST CARE SENIOR SERVICES		27	3	10%	30
HERITAGE WATERSIDE		27	3	10%	30
WALK IN MEDICAL URGENT CARE		30			30

COVID-19: testing by laboratory

Data through Feb 18, 2021 verified as of Feb 19, 2021 at 09:25 AM

Data in this report are provisional and subject to change.

The numbers in the table below represent the number of Florida and non-Florida residents for whom test results were received by the Department of Health. A person can be tested by more than one laboratory and can have both positive and negative results. **Therefore, the sum of the numbers in each column will be larger than the total number of people tested.**

Reporting lab	Inconclusive	Negative	Positive	Percent positive	Total
Okeechobee Health Care Facility		16	14	47%	30
NEMOURS CHILDRENS CLINIC		22	7	24%	29
JAMAICA HOSPITAL MEDICAL CENTER		27	2	7%	29
COMPREHENSIVE CHILDCARE		23	6	21%	29
NURSES HELPING HANDS INC ALF		29			29
PANCARE HEALTH - BONIFAY K-8			29	100%	29
SUNTREE INTERNAL MEDICINE		29			29
CDC		17	12	41%	29
ALABAMA CLINICS		15	14	48%	29
UNION MEDICAL CARE		29			29
FAMILY CARE PARTNERS URGENT CARE LLC		23	6	21%	29
COMMUNITY MEDICAL CARE CENTER INC			29	100%	29
SUMTER PEDIATRICS		27	2	7%	29
WEINBERG VILLAGE		28	1	3%	29
PALM GARDEN OF JACKSONVILLE		27	2	7%	29
RENAISSANCE SENIOR LIVING	1	28			29
PRO HEALTH HARMONY		29			29
MILLENNIA ADVANCED SCIENTIFIC LLC			29	100%	29
NORTH FLORIDA PEDIATRICS - JACKSONVILLE		25	4	14%	29
HEALTH FIRST - VIERA HOSPITAL		1	28	97%	29
MIAMI CLINICAL RESEARCH CORP			29	100%	29
EVERLYWELL		16	13	45%	29
UNIVERSITY MEDICAL CTR OF PRINCETON AT		27	2	7%	29
MAGNOLIA DIAGNOSTICS, LLC		3	26	90%	29
UNIV OF ROCHESTER-STRONG MEMORIAL HOSP		28	1	3%	29
VIKOR SCIENTITIC			29	100%	29
P4CLINICAL	3	2	24	83%	29
DAVID LAWRENCE CENTER		24	4	14%	28
THE TRADITION OF THE PALM BEACHES		27	1	4%	28
PALMS, THE		28			28
EDEN AT CRESTVIEW		12	16	57%	28
PORT ST LUCIE HOSPITAL		25	3	11%	28
MARION PEDIATRICS PA		21	7	25%	28
BULLS HEAD URGENT CARE		27	1	4%	28
ISLAMORADA VILLAGE OF ISLANDS FIRE RESCUE		26	2	7%	28
Cleveland Clinic Laboratories		4	24	86%	28
BROOKDALE PHILLIPPI CREEK			28	100%	28
KEY PRIMARY CARE			28	100%	28
PINELLAS INTERNAL MEDICINE ASSOCIATES	1	26	1	4%	28
PINES NURSING HOME		27	1	4%	28
GRACE MEDICAL HOME		20	8	29%	28
VETERANS AFFAIRS MEDICAL CENTER - NEW YORK HARBOR		27	1	4%	28
FLORIDA ATLANTIC UNIVERSITY		25	3	11%	28
STATEN ISLAND UNIVERSITY HOSPITAL-POUCH		28			28
LAKE PLACID HEALTH AND REHABILITATION		1	27	96%	28
BAY STREET PHARMACY		26	2	7%	28

COVID-19: testing by laboratory

Data through Feb 18, 2021 verified as of Feb 19, 2021 at 09:25 AM

Data in this report are provisional and subject to change.

The numbers in the table below represent the number of Florida and non-Florida residents for whom test results were received by the Department of Health. A person can be tested by more than one laboratory and can have both positive and negative results. **Therefore, the sum of the numbers in each column will be larger than the total number of people tested.**

Reporting lab	Inconclusive	Negative	Positive	Percent positive	Total
FLAGLER HOSPITAL INC	2		26	93%	28
ASTORIA HEALTH AND REHABILITATION CENTER		27	1	4%	28
LIGHTHOUSE PEDIATRICS OF NAPLES		24	4	14%	28
ACTIVE SENIOR LIVING		26	2	7%	28
FAMILY CARE PARTNERS		18	10	36%	28
AMMON ANALYTICAL LABORATORIES		24	4	14%	28
ABSOLUTE HEALTH INTERNAL MEDICINE AND PEDIATRICS		23	5	18%	28
MIRIMUS CLINICAL LABS		13	15	54%	28
LAKELAND NURSING AND REHABILITATION CENTER			28	100%	28
DUVAL COUNTY HEALTH DEPARTMENT		28			28
WARDE MEDICAL LABORATORY		20	8	29%	28
ENT AND ALLERGY ASSOCIATES OF FLORIDA LLC		27	1	4%	28
LAKE MARY - STIRLING CENTER SUITE 202			28	100%	28
EXPRESS CARE OF BELLEVIEW		27			27
UCLA HEALTHCARE CLINICAL LABS		23	4	15%	27
Wiregrass Rehabilitation Center and Nursing Home		26	1	4%	27
HARBORCHASE OF WELLINGTON CROSSING		25	2	7%	27
ACCESS 365 URGENT CARE		8	19	70%	27
PERDIDO URGENT CARE		1	26	96%	27
MINUTE CLINIC, LLC DBA MINUTECLINIC #4505		25	2	7%	27
FAMILY AND INTERNAL MEDICINE AT AVALON PARK		24	3	11%	27
LABORATORY ALLIANCE OF CENTRAL NEW YORK		26	1	4%	27
SPANISH RIVER HIGH SCHOOL ESE		23	4	15%	27
BROOKDALE BRANDON	1	26			27
ATLAN		23	4	15%	27
BROOKDALE SOUTHPOINT			27	100%	27
DCH REGIONAL MEDICAL CENTER LABORATORY		26	1	4%	27
HEALTHPARK MEDICAL CENTER ABG LAB		26	1	4%	27
PREMIER URGENT CARE CENTER LLC			27	100%	27
Bon Secours Maria Manor		22	5	19%	27
RIVERHEAD URGENT CARE		26	1	4%	27
SANTA BARBARA CARE CENTER		17	10	37%	27
FAST PACE MEDICAL CLINIC		24	3	11%	27
BAPTIST PRIMARY BLACK CREEK SOUTH			27	100%	27
SUNCOAST LABS			27	100%	27
LEXINGTON PLACE SENIOR LIVING COMMUNITY		27			27
NATIONAL MENTOR HEALTHCARE LLC			27	100%	27
BASSETTI MEDICAL RESEARCH INC		21	6	22%	27
URGENT CARE CENTER			27	100%	27
CHILDRENS MEDICAL CENTER			27	100%	27
PALM BEACH COUNTY FIRE RESCUE		24	2	8%	26
WAKULLA COUNTY HEALTH DEPARTMENT		12	14	54%	26
STUART REHABILITATION AND HEALTHCARE		12	14	54%	26
BODYK		22	4	15%	26
MONCRIEF ARMY HEALTH CLINIC			26	100%	26
URGENT FAMILY CARE INC		23	3	12%	26

COVID-19: testing by laboratory

Data through Feb 18, 2021 verified as of Feb 19, 2021 at 09:25 AM

Data in this report are provisional and subject to change.

The numbers in the table below represent the number of Florida and non-Florida residents for whom test results were received by the Department of Health. A person can be tested by more than one laboratory and can have both positive and negative results. **Therefore, the sum of the numbers in each column will be larger than the total number of people tested.**

Reporting lab	Inconclusive	Negative	Positive	Percent positive	Total
PREMIUM HEALTH SERVICES OF TAMPA BAY LLC		15	11	42%	26
D W MCMILLAN MEMORIAL HOSPITAL		15	11	42%	26
ADVANCED URGENT CARE		12	14	54%	26
CERON PEDIATRICS & INTEGRATIVE MEDICIN		26			26
WEST BROWARD CARE CENTER		24	2	8%	26
TGH URGENT CARE - RIVERVIEW			26	100%	26
WIREGRASS CLINIC LLC		21	5	19%	26
THE MINIER URGENT CARE		20	6	23%	26
ADVENT HEALTH PARTIN SETTLEMENT HEALTH PARK		18	8	31%	26
LOT HEALTH SERVICES	1	25			26
OAKTREE HEALTHCARE			26	100%	26
TREASURE COAST PEDIATRICS PA		21	5	19%	26
ST PETER'S BENDER LABORATORY		25	1	4%	26
CHILDREN'S MEDICAL CENTER			26	100%	26
MONTEFIORE NEW ROCHELLE HOSPITAL		24	2	8%	26
PULMONARY SPECIALISTS OF THE PALM BEACHES		16	10	38%	26
BROWARD HEALTH IMPERIAL POINT NURSING			26	100%	26
LOOP PEDIATRICS		22	4	15%	26
ATRIA LADY LAKE		26			26
WEISS PEDIATRIC CARE LLC		16	10	38%	26
LAKES DIALYSIS CENTER INC			26	100%	26
SANITAS		4	21	84%	25
SYNIVERSE WELLNESS CENTER		21	4	16%	25
JUPITER MEDICAL CENTER PHYSICIANS GROUP, INC		22	3	12%	25
NORTH PINELLAS CHILDRENS MEDICAL CENTER			25	100%	25
WESTPAC LABS		1	24	96%	25
Salerno Bay Health & Rehabilitation Center		18	7	28%	25
RESIDENCE AT BAY VUE		24	1	4%	25
MINUTECLINIC DIAGNOSTIC OF RHODE ISLAND, LLC #212		25			25
AMELIA ASSISTED LIVING FACILITY		25			25
ST. CLOUD HOSPITAL		20	5	20%	25
EAST HILL MEDICAL GROUP		17	8	32%	25
EPIC REFERENCE LABS INC			25	100%	25
RAINBOW PEDIATRICS		1	24	96%	25
MADWAR		19	6	24%	25
ST JOSEPHS CHILDRENS OUTREACH			25	100%	25
THE WATERMARK AT VISTAWILLA		25			25
ADVENT HEALTH - LAKE MARY PEDIATRICS		16	9	36%	25
VASSAR BROTHERS MEDICAL CENTER LABORATORY		24	1	4%	25
RJ LEE GROUP	1	23	1	4%	25
MINUTECLINIC DIAGNOSTIC OF SOUTH CAROL		23	2	8%	25
TALLAHASSEE DEVELOPMENTAL CENTER		24	1	4%	25
CENTER ONE SURGERY CENTER		21	4	16%	25
UNION CHD		22	3	12%	25
OAKMONTE VILLAGE		24	1	4%	25
SOMA MEDICAL CENTER PA #3			25	100%	25

COVID-19: testing by laboratory

Data through Feb 18, 2021 verified as of Feb 19, 2021 at 09:25 AM

Data in this report are provisional and subject to change.

The numbers in the table below represent the number of Florida and non-Florida residents for whom test results were received by the Department of Health. A person can be tested by more than one laboratory and can have both positive and negative results. **Therefore, the sum of the numbers in each column will be larger than the total number of people tested.**

Reporting lab	Inconclusive	Negative	Positive	Percent positive	Total
MINUTECLINIC, LLC		21	4	16%	25
ARCPPOINT LABS OF FORT LAUDERDALE		25			25
Lanier Rehab			25	100%	25
GULFSIDE HOSPICE INC		22	3	12%	25
KRYSTAL BAY NURSING AND REHABILITATION		21	4	16%	25
AR ANESTHESIA LLC		24	1	4%	25
WOMENS CARE FLORIDA LABORATORY		25			25
COLONY CARE CENTER		16	9	36%	25
CVS MINUTE CLINIC DIAGNOSTIC OF NORTH CAROL		19	6	24%	25
ADVENTHEALTH MEDICAL GROUP FAMILY MEDICINE		24	1	4%	25
FEDERAL PRISON CAMP PENSACOLA			25	100%	25
GASTROENTEROLOGY ASSOCIATES OF PENSACOLA PA		22	3	12%	25
M&V SAN JOSE MEDICAL CENTER			25	100%	25
THE LODGE AND REHABILITATION CENTER		9	15	63%	24
WESTMINSTER WOODS ON JULINGTON CREEK		22	2	8%	24
ROCKLAND URGENT CARE FAMILY HEALTH NP		24			24
MINUTECLINIC DIAGNOSTIC OF NORTH CAROLINA		23	1	4%	24
COURTYARDS OF ORLANDO		24			24
ABL MEDICAL CARE LLC			24	100%	24
TARPON BAYOU CENTER			24	100%	24
MINUTECLINIC DIAGNOSTIC OF MICHIGAN		22	2	8%	24
THE COMMONWEALTH OF MASSACHUSETTS			24	100%	24
SOUTH CAROLINA DEPT OF HEALTH AND ENVIRONMENT CONTROL		2	22	92%	24
LABORATORY DYNAMICS		20	4	17%	24
STEWART MELBOURNE HOSPITAL			24	100%	24
HERITAGE OAKS ASSISTED LIVING & MEMORY CARE		20	4	17%	24
CENTRAL FLORIDA HEALTH CARE INC WAUCHULA SITE 2		17	7	29%	24
ST JOSEPHS HOSPITAL SOUTH HOSPITAL			24	100%	24
VILLAGES REHABILITATION AND NURSING CENTER		24			24
ATRIA AT ST JOSEPHS		24			24
ST VINCENTS PRIMARY CARE		20	4	17%	24
MARYLAND DEPARTMENT OF HEALTH			24	100%	24
MD BEAUTY LABS, PA		22	2	8%	24
MINUTE CLINIC DIAGNOSTIC OF SC, LLC #75		23	1	4%	24
VICK STREET MANOR		24			24
SENIOR HEALTH OF WINTER PARK DUNDEE		24			24
JOSEF SCHENKER MD PC		24			24
RESIDENTIAL PLAZA AT BLUE LAGOON INC		21	3	13%	24
MED PLUS FLORENCE		20	4	17%	24
PHYSICIANS PRIMARY CARE OF SW FLORIDA PL		24			24
SUNQUEST		3	21	88%	24
PRIME CARE ONE LLC/HARBORCHASE OF VENICE			24	100%	24
HENNEPIN COUNTY MEDICAL CENTER (HCMC)		13	11	46%	24
THE CHAPPEL GROUP RESEARCH		24			24
COLORADO DEPARTMENT OF PUBLIC HEALTH AND ENVIRONMENT			24	100%	24
WELLOW URGENT CARE		23	1	4%	24

COVID-19: testing by laboratory

Data through Feb 18, 2021 verified as of Feb 19, 2021 at 09:25 AM

Data in this report are provisional and subject to change.

The numbers in the table below represent the number of Florida and non-Florida residents for whom test results were received by the Department of Health. A person can be tested by more than one laboratory and can have both positive and negative results. **Therefore, the sum of the numbers in each column will be larger than the total number of people tested.**

Reporting lab	Inconclusive	Negative	Positive	Percent positive	Total
AVENTIS BIO-SERVICES CTL		24			24
HEALTH MED CENTERS		24			24
SOUTH FLORIDA DIALYSIS CENTER		8	16	67%	24
LAKE COUNTY SCHOOLS EMPLOYEE HEALTH CENTER		15	9	38%	24
ST ANTHONYS PRIMARY CARE LLC/JACKSON STREET			24	100%	24
MADISON COUNTY MEMORIAL HOSP		12	12	50%	24
AIR, LAND & SEA PHYSICALS & CONSULTATIONS, LLC		23	1	4%	24
ORANGE PEDIATRICS			24	100%	24
SENIOR LIVING IV SUN CITY LLC		17	7	29%	24
HUNT CLUB PEDIATRIC ASSOCIATES LLC		19	4	17%	23
ADVENTHEALTH MEDICAL GROUP FAMILY & INTERNAL		9	14	61%	23
BROOKWOOD BAPTIST MEDICAL CENTER		22	1	4%	23
CORNERSTONE PEDIATRICS		14	9	39%	23
CHIPOLA MEDICAL ASSOCIATES		4	19	83%	23
UNIVERSITY HILLS HEALTH AND REHABILITATION CENTER		18	5	22%	23
EP MEDICAL EQUIPMENT PHARMACY		21	2	9%	23
APOLLO HEALTH & REHABILITATION		17	6	26%	23
NEW JERSEY		22	1	4%	23
Summit Medical Group Westfield Lab		20	3	13%	23
BOCA TOXICOLOGY LLC		21	2	9%	23
WOODHOUSE INC		17	6	26%	23
EGL GENETIC DIAGNOSTICS		1	22	96%	23
BROOKDALE UNIVERSITY HOSPITAL		22	1	4%	23
WUESTHOFF MEDICAL CENTER-MELBOURNE			23	100%	23
FORT CAROLINE GARDENS, INC		21	2	9%	23
CARENOW - DOWNTOWN NORTH GULCH		22	1	4%	23
SARASOTA MEMORIAL NURSING & REHABILITATION CTR		23			23
FINLAY C. LABORATORY		3	20	87%	23
PARK WEST MEDICAL CENTER		22	1	4%	23
STATE LAB		2	21	91%	23
HOLLISMED LLC		22	1	4%	23
URGENT CARE USA			23	100%	23
MD NOW MEDICAL CENTERS INC		1	22	96%	23
GOOD SAMARITAN HOSPITAL LABORATORY		20	3	13%	23
COASTAL SKIN SURGERY AND DERMATOLOGY		16	7	30%	23
ISLAND COAST PEDIATRICS PA		22	1	4%	23
SOUTHCORP LABORATORY		2	21	91%	23
CANTON-POTSDAM HOSPITAL LABORATORY		23			23
NOBLE SENIOR LIVING		3	20	87%	23
MIGUEL E TREVINO MD PA		19	4	17%	23
PINELLAS 1 HOME HEALTH CARE CORP		23			23
SUMMIT MEDICAL GROUP - 75 E NORTHFIELD		21	2	9%	23
LAKEVIEW HEALTH CARE SYSTEMS		9	14	61%	23
PHYSICIANS STAT		3	20	87%	23
MAYO CLINIC JACKSONVILLE		1	22	96%	23
UF HEALTH NORTH JACKSONVILLE			23	100%	23

COVID-19: testing by laboratory

Data through Feb 18, 2021 verified as of Feb 19, 2021 at 09:25 AM

Data in this report are provisional and subject to change.

The numbers in the table below represent the number of Florida and non-Florida residents for whom test results were received by the Department of Health. A person can be tested by more than one laboratory and can have both positive and negative results. **Therefore, the sum of the numbers in each column will be larger than the total number of people tested.**

Reporting lab	Inconclusive	Negative	Positive	Percent positive	Total
SUNSHINE ASSISTED LIVING		23			23
GRAND LIVING AT LAKEWOOD RANCH		23			23
PEDIATRIC SERVICES AND BREATHING CENTER PA		17	6	26%	23
NOVANT HEALTH		16	6	27%	22
CARILLON SPORTS AND FAMILY MEDICINE		18	4	18%	22
THORNBURG PEDIATRICS		21	1	5%	22
COASTAL COMPLETE CARE		11	11	50%	22
SEAGRASS VILLAGE			22	100%	22
GROWING TOGETHER PEDIATRICS, LLC		18	4	18%	22
ORLANDO CLINICAL RESEARCH CENTER		20	2	9%	22
EBEIDS MD PEDIATRICS		19	3	14%	22
FLORIDA HOSPITAL LABS		12	10	45%	22
MORNINGSIDE MANOR & VILLA ADULT CARE C		22			22
CENTERPLACE HEALTH		3	19	86%	22
ROADS PEDIATRICS,LLC		20	2	9%	22
MOBILE DIVISION LABORATORY		7	15	68%	22
ENGLEWOOD HOSPITAL AND MEDICAL CENTER		17	5	23%	22
ROCKLEDEGE REGIONAL MEDICAL CENTER		17	5	23%	22
ELAN SPANISH SPRINGS		4	18	82%	22
DIACARTA INC.		22			22
FLORIDA PEDIATRICS		6	16	73%	22
ADVENT HEALTH EXPRESS		9	13	59%	22
GLEN COVE HOSPITAL		22			22
FLORIDA ENDOSCOPY & SURGERY CTR LLC		22			22
UNIV OF NORTH ALABAMA HEALTH CENTER		21	1	5%	22
PALMETTO PEDIATRICS			22	100%	22
TEN HEALTHCARE		6	16	73%	22
FIRST CHOICE PEDIATRICS LOOP		20	2	9%	22
JOSEPH SCHENKER MD PC DBA CENTERS URGENT		19	3	14%	22
PULSE MEDICAL GROUP INC			22	100%	22
PENSACOLA PEDIATRICS MILTON		16	6	27%	22
STEWART MEDICAL GROUP INC			22	100%	22
MARTHA'S HOUSE & ASSISTED LIVING FACILITY		22			22
MAGNOLIA PEDIATRICS		2	20	91%	22
APOLLO SURGERY CENTER		20	2	9%	22
MID FLORIDA PATHOLOGY LLC		21	1	5%	22
PRIMECARE OF DOTHAN-DALEVILLE CLINIC		16	5	24%	21
GREEN GABLES ASSISTED LIVING FACILITY		21			21
ADVENT HEALTH MEDICAL GROUP- FAMILY MEDICINE AT DR. PHILIPS		16	5	24%	21
BITTINGS APOTHECARY INC		17	4	19%	21
INTERNATIONAL MEDICAL LABORATORY INC		21			21
PALMS MEDICAL GROUP - LAKE CITY WEST		3	18	86%	21
OLIVE BRANCH HEALTH AND REHABILITATION CENTER			21	100%	21
ASSISTED LIVING OF BROWARD		21			21
UPMC CHAUTAUQUA AT WCA LABORATORY		20	1	5%	21
MINUTECLINIC, LLC #08366		16	5	24%	21

COVID-19: testing by laboratory

Data through Feb 18, 2021 verified as of Feb 19, 2021 at 09:25 AM

Data in this report are provisional and subject to change.

The numbers in the table below represent the number of Florida and non-Florida residents for whom test results were received by the Department of Health. A person can be tested by more than one laboratory and can have both positive and negative results. **Therefore, the sum of the numbers in each column will be larger than the total number of people tested.**

Reporting lab	Inconclusive	Negative	Positive	Percent positive	Total
NAPHCARE, INC.		11	10	48%	21
ARDEN COURTS OF WINTER SPRINGS		18	3	14%	21
VIRTUA		17	4	19%	21
CONNECTDX		6	15	71%	21
DALE MEDICAL CENTER		16	5	24%	21
TIFFANY LAKE CARE CENTERS INC		21			21
CRESTVIEW IMMEDIATE CARE LL			21	100%	21
LIFE CARE CENTER OF JACKSONVILLE			21	100%	21
CAPE CORAL HOSPITAL ABG LABORATORY		11	10	48%	21
FORT SANDERS REGIONAL LABORATORY		21			21
WILTON MANORS HEALTH & REHABILITATION CENTER		12	9	43%	21
CARESPOT		1	20	95%	21
GRAND VILLA OF ST. PETERSBURG		19	2	10%	21
ROCKLEDGE FAMILY HEALTH			21	100%	21
ST JUDE CHILDRENS RESEARCH HOSPITAL		21			21
PHYSICIANS CARE		18	3	14%	21
BUREAU OF PUBLIC HEALTH	1	2	18	86%	21
ROSLYN URGENT CARE		21			21
CLINICAL PATHOLOGY LABORATORIES SOUTHEAST			21	100%	21
CLEARWATER EMPLOYEE HEALTH CLINIC		7	14	67%	21
LONG BEACH URGENT CARE		21			21
HUNTINGTON STATION URGENT CARE		20	1	5%	21
ARCPPOINT LABS OF WEST PALM BEACH			21	100%	21
CL BRUMBACK PRIMARY CARE CLINIC LANTANA		2	18	90%	20
HALIFAX HEALTH URGENT CARE		3	17	85%	20
LAKE WORTH MANOR		19	1	5%	20
Clearwater Center		9	11	55%	20
GERALD J KIVETT MD		18	2	10%	20
TOTTENVILLE CIRCLE URGENT CARE		20			20
HOWARD BEACH URGENT CARE		20			20
MORRIS PARK URGENT CARE		17	3	15%	20
UAH STUDENT HEALTH CENTER		13	7	35%	20
JEFFERSON K-12, A SOMERSET SCHOOL- CLINIC		17	3	15%	20
MINUTECLINIC DIAGNOSTIC MEDICAL GROUP		18	2	10%	20
ALAN SERURE MD		20			20
ISLAND LAKE CENTER		4	16	80%	20
PROFESSIONAL PARK PEDIATRICS PA			20	100%	20
WINTER PARK FAMILY PRACTICE LLC		17	3	15%	20
SUNSHINE PEDIATRICS OF CENTRAL FLORIDA PL		18	2	10%	20
HEALTHY MINORS, LLC.		20			20
CARESPOT OF NOCATEE		1	19	95%	20
CITRUS CARE CLINIC			20	100%	20
TOTAL ACCESS URGENT CARE			20	100%	20
SANFORD PEDIATRIC ASSOCIATES, PA		18	2	10%	20
ERIC C MARSHAL MD, PC DBA MINUTECLINIC		19	1	5%	20
TGH MEDICAL GROUP LABORATORY CARROLLWOOD			20	100%	20

COVID-19: testing by laboratory

Data through Feb 18, 2021 verified as of Feb 19, 2021 at 09:25 AM

Data in this report are provisional and subject to change.

The numbers in the table below represent the number of Florida and non-Florida residents for whom test results were received by the Department of Health. A person can be tested by more than one laboratory and can have both positive and negative results. **Therefore, the sum of the numbers in each column will be larger than the total number of people tested.**

Reporting lab	Inconclusive	Negative	Positive	Percent positive	Total
SHORE MEMORIAL HOSPITAL		17	3	15%	20
BROOKDALE MANDARIN CENTRAL		7	13	65%	20
ROBERT H JENKINS JR VETERANS' DOMICILIARY HOME OF		17	3	15%	20
HENDRY REGIONAL CORPORATE HEALTH			20	100%	20
MEDEXPRESS URGENT CARE - BLOOMINGTON		17	3	15%	20
HARBOUR ISLAND PEDIATRICS		12	8	40%	20
BETHESDA HEALTH PHYSICIAN GROUP INC			20	100%	20
CIGNA PBSO WEST PALM			20	100%	20
KIVA AT CANTERBURY, LLC		20			20
MEDICAL EXPRESS CORP		18	2	10%	20
ADIRONDACK MEDICAL CENTER		20			20
POINT OF CARE CLINICS PRIMARY CARE		20			20
CARE HERE		1	19	95%	20
REDITUS LABORATORIES			20	100%	20
ESTATES MEDICAL CENTER		12	8	40%	20
RAINBOW PEDIATRIC CENTER		2	18	90%	20
HOLIDAY MEDICAL ASSOCIATES		1	19	95%	20
SOUTH CAROLINA DEPARTMENT OF HEALTH			20	100%	20
MINUTE CLINIC DIAGNOSTIC OF VIRGINIA		16	4	20%	20
WINSHIPS PHARMACY INC		20			20
CONSOLIDATED LAB SERVICES		10	10	50%	20
PONCE PLAZA NURSING & REHAB CENTER		4	16	80%	20
BEST MEDICAL CENTER		11	9	45%	20
BAY PEDIATRICS PA		18	2	10%	20
LOVING CARE OF THE TREASURE COAST LLC	1	13	5	26%	19
FLORIDA COMMUNITY HEALTH CENTER OF ST. LUCIE		1	18	95%	19
ALL PEDIATRIC CARE			19	100%	19
JUPITER MEDICAL CENTER			19	100%	19
MINIMALLY INVASIVE VASCULAR INC		17	2	11%	19
MARATHON HEALTH FOR LIFE		16	3	16%	19
NEW YORK PRESBYTERIAN - ALLEN HOSPITAL		19			19
MED HEALTH SERVICES		18	1	5%	19
JACKSON NORTH MEDICAL CENTER		2	17	89%	19
BRIDGEWAY HEALTH CLINICS INC			19	100%	19
BOCA SIMON LAB		1	18	95%	19
NEWYORK-PRESBYTERIAN/ LAWRENCE HOSPITAL LABORATORY		17	2	11%	19
STONE WASH CLINICAL LABORATORIES		2	17	89%	19
TIMBERLANE LODGE ALF	1	11	7	37%	19
NEW YORK METHODIST HOSPITAL		15	4	21%	19
Sovereign Laboratory Services, LLC		17	2	11%	19
CORE LABORATORY		1	18	95%	19
NO NAME		8	11	58%	19
SOLE HEALTH LLC		19			19
COOPER HEALTHCARE		19			19
ESOTERIX GENETIC LABORATORIES		16	3	16%	19
ROYAL PALM MEDICAL GROUP, INC		19			19

COVID-19: testing by laboratory

Data through Feb 18, 2021 verified as of Feb 19, 2021 at 09:25 AM

Data in this report are provisional and subject to change.

The numbers in the table below represent the number of Florida and non-Florida residents for whom test results were received by the Department of Health. A person can be tested by more than one laboratory and can have both positive and negative results. **Therefore, the sum of the numbers in each column will be larger than the total number of people tested.**

Reporting lab	Inconclusive	Negative	Positive	Percent positive	Total
OMEGA LABORATORIES		15	4	21%	19
CLERMONT ADVENTHEALTH CENTRA CARE		1	18	95%	19
WELLMED AT LAKE COPELAND		13	6	32%	19
BIOREFERENCE LABORATORIES INC		3	16	84%	19
AESTHETIC SURGERY CENTER OF WINTER PARK, THE		18	1	5%	19
GOOD SAMARITAN SOCIETY OF DAYTONA		16	3	16%	19
MINUTECLINIC DIAGNOSTIC OF LOUISIANA		18	1	5%	19
LAB INTERMARKET FACILITY LAB		1	18	95%	19
Wesley Place on Honeysuckle		17	2	11%	19
SEVEN RIVERS REGIONAL MEDICAL CENTER		5	14	74%	19
TEXAS DEPARTMENT OF STATE HEALTH SERVICES		3	16	84%	19
BAYVIEW MEDICAL		19			19
GUIDEWELL EMERGENCY MEDICINE DOCTORS LLC		4	15	79%	19
KESHAV RX LLC		16	3	16%	19
JUST FOR KIDS PEDIATRICS		5	14	74%	19
REGENCY SQUARE MALL - SEARS		3	16	84%	19
MONROE COUNTY DETENTION CENTER			19	100%	19
NANO HEALTH ASSOCIATES LLC		19			19
ASURANCE SCIENTIFIC LABORATORIES		19			19
INTEGRATED REGIONAL LABORATORIES - LARGO			19	100%	19
SONATA BOYNTON BEACH		17	2	11%	19
BARTON FAMILY PRACTICE		8	11	58%	19
ANYLABTESTNOW		6	13	68%	19
MICHELLE S PAGE MD PA		18	1	5%	19
ST VINCENT'S EAST		17	2	11%	19
OHIO CVS STORES, LLC DBA		17	2	11%	19
ROWLETT MIDDLE ACADEMY		17	2	11%	19
BAYFRONT HMA CONVENIENT CARE, LLC		2	17	89%	19
MINUTECLINIC DIAGNOSTIC OF RHODE ISLAND, LLC #590		17	1	6%	18
DIXIE COUNTY HEALTH DEPARTMENT		11	7	39%	18
MOORINGS PARK OAKSTONE AT GREY OAKS		17	1	6%	18
HUNT CLUB MEDICAL		13	5	28%	18
XPRESS WELLNESS URGENT CARE			18	100%	18
GUARDANT HEALTH		13	5	28%	18
CABOT RESERVE ON THE GREEN		18			18
BAPTIST HEALTH URGENT CARE AT WEST BOCA		18			18
VIERA FAMILY MEDICINE AND WELLNESS		14	4	22%	18
UTAH DEPARTMENT OF HEALTH			18	100%	18
COASTAL FAMILY PRACTICE		10	8	44%	18
MEADOWCREST FAMILY PHYSICIANS PA			18	100%	18
ENCOMPASS HEALTH REHABILITATION HOSPITAL OF SARASOTA		18			18
HARTFORD HOSPITAL ANCILLARY LAB		17	1	6%	18
MINUTECLINIC DIAGNOSTIC PA		16	2	11%	18
TOTAL RENAL LABORATORIES INC		13	5	28%	18
KIVA AT CANTERBURY		1	17	94%	18
AURORA DIAGNOSTICS		6	12	67%	18

COVID-19: testing by laboratory

Data through Feb 18, 2021 verified as of Feb 19, 2021 at 09:25 AM

Data in this report are provisional and subject to change.

The numbers in the table below represent the number of Florida and non-Florida residents for whom test results were received by the Department of Health. A person can be tested by more than one laboratory and can have both positive and negative results. **Therefore, the sum of the numbers in each column will be larger than the total number of people tested.**

Reporting lab	Inconclusive	Negative	Positive	Percent positive	Total
TPCA CLINICAL LABORATORIES		15	3	17%	18
OCEANSIDE URGENT CARE		18			18
ST. JUDES LABORATORIES		12	6	33%	18
GENERAL INTERNAL MEDICINE MEDICAL CTR CLINIC		13	5	28%	18
TENNESSEE DEPARTMENT OF HEALTH		14	4	22%	18
WELLMED AT PLANT CITY		10	8	44%	18
SPRINGWOOD COURT		13	5	28%	18
MINUTECLINIC DIAGNOSTIC OF NORTH CAROLINA PC		15	3	17%	18
CENTRAL FLORIDA PEDIATRIC URGENT CARE LLC		16	2	11%	18
SOUTH NASSAU COMMUNITIES HOSPITAL		14	4	22%	18
BOZEMAN HEALTH DEACONESS HOSPITAL		13	5	28%	18
MCWHORTER SCHOOL OF PHARMACY		18			18
WALGREENS COVID-19		14	4	22%	18
FUTURE PEDIATRICS		15	3	17%	18
FAMILY CARE CYPRESS CREEK		1	17	94%	18
COMMUNITY HEALTH OF SOUTH FLORIDA			18	100%	18
OCALA OAKS REHABILITATION CENTER		12	6	33%	18
GENTIVA HEALTH SERVICES		16	2	11%	18
WALGREEN EASTERN CO, INC		18			18
MARQUES PEDIATRICS			18	100%	18
OSCEOLA ALF OPERATOR, LLC DBA□		18			18
CARDIOLOGY AND MEDICINE ASSOCIATES INC		18			18
ODYSSEY HEALTHCARE OF MARION COUNTY, LLC		17	1	6%	18
DEPT OF VA MEDICAL CENTER - BAY PINES			18	100%	18
MADISON CORE LABORATORIES		17	1	6%	18
CHARLOTTE CHD PORT CHARLOTTE		14	4	22%	18
BASSETTI & ASSOCIATES, MD, PA			18	100%	18
UM MILLER SCHOOL OF MEDICINE			18	100%	18
GRAND VILLA OF ALTAMONTE SPRINGS		11	7	39%	18
ALL AMERICAN URGENT CARE			18	100%	18
MARION COUNTY HEALTH DEPARTMENT		17	1	6%	18
COMMONWEALTH OF MASSACHUSETTS			18	100%	18
COAST MED URGENT CARE		16	1	6%	17
MINUTECLINIC DIAGNOSTIC OF ILLINOIS L		14	3	18%	17
TENDER CARE ALF		17			17
GLEN OAKS URGENT CARE		16	1	6%	17
THE CANOPY AT HARPER LAKE	1		16	94%	17
FLUSHING HOSPITAL MEDICAL CENTER		14	3	18%	17
URGENT CARE AT LONGWOOD			17	100%	17
RESOLVE MOLECULAR DIAGNOSTICS		13	4	24%	17
WELLINGTON FAMILY PRACTICE		13	4	24%	17
MD PLUS URGENT CARE, LLC			17	100%	17
BAYCARE HEALTH SYSTEMS, LLC			17	100%	17
HEALTHCARE NOW			17	100%	17
HELIX DIAGNOSTICS			17	100%	17
ST ELIZABETH MEDICAL CENTER LABORATORY		16	1	6%	17

COVID-19: testing by laboratory

Data through Feb 18, 2021 verified as of Feb 19, 2021 at 09:25 AM

Data in this report are provisional and subject to change.

The numbers in the table below represent the number of Florida and non-Florida residents for whom test results were received by the Department of Health. A person can be tested by more than one laboratory and can have both positive and negative results. **Therefore, the sum of the numbers in each column will be larger than the total number of people tested.**

Reporting lab	Inconclusive	Negative	Positive	Percent positive	Total
CARENOW URGENT CARE-BRENTWOOD		11	6	35%	17
INN AT LAKE SEMINOLE SQUARE, THE		17			17
AMERICAN HEALTH ASSOCIATES INC		1	16	94%	17
DIEGO FALLON MD PA		6	11	65%	17
GENETIC TECHNOLOGICAL INNOVATIONS			17	100%	17
ROSS MEDICAL GROUP			17	100%	17
FUNGAL REFERENCE LABORATORY		12	5	29%	17
URGENT TEAM		14	3	18%	17
URGENT CARE WEST CLINIC		14	3	18%	17
JESSIE TRICE COMMUNITY HEALTH SYSTEM, INC		1	16	94%	17
49D2045214PHYSICIAN OFFICE WAIVER MEDEXPRESS URGENT CARE - HARRISONBU		8	9	53%	17
BROOKDALE ST AUGUSTINE			17	100%	17
MARCO DRUGS AND COMPOUNDING		13	4	24%	17
PARRISH HEALTH CENTER		14	3	18%	17
VALLEY IMMEDIATE CARE		15	2	12%	17
MINUTE CLINIC DIAGNOSTIC OF VIRGINIA, LLC		17			17
WHITE-WILSON MEDICAL CENTER		11	6	35%	17
Z UROLOGY		17			17
BAYCARE MEDICAL GROUP INC			17	100%	17
BAY BREEZE HEALTH AND REHABILITATION CENTER		9	8	47%	17
BHA CENTRAL COUNTY CLINIC		1	16	94%	17
ASCENSION ST VINCENT'S PRIMARY CARE			17	100%	17
UVMCM MICROBIOLOGY		16	1	6%	17
SIDDH INC DBA SAN CARLOS PHARMACY		15	2	12%	17
ORLANDO FAMILY MEDICINE		7	10	59%	17
SHELBY BAPTIST MEDICAL CENTER		12	5	29%	17
FLORIDA HOSPITAL WINTER GARDEN		14	2	13%	16
MINUTECLINIC DIAGNOSTICS MEDICAL GROUP		15	1	6%	16
PANAMA CITY VITAS HOSPICE		16			16
REGENEXX TAMPA BAY		14	2	13%	16
OKEECHOBEE HEALTHCARE FACILITY			16	100%	16
Grand Villa of Deerfield Beach		14	2	13%	16
STATEN ISLAND UNIVERSITY HOSPITAL		15	1	6%	16
ST CATHERINE OF SIENA HOSPITAL		14	2	13%	16
ADVENT HEALTH - ZEPHYRHILLS			16	100%	16
TRINITY MEDICAL ASSOCIATES LLC			16	100%	16
COMMUNITY HOME HEALTH CARE		16			16
ALL FLORIDA FAMILY & SPORTS MEDICINE		15	1	6%	16
COLLIER COUNTY JAIL		16			16
FAST TRACK URGENT CARE CENTER - TYRONE			16	100%	16
URGENT CARE CLINIC OF LINCOLN		14	2	13%	16
MILLENNIUM PHYSICIAN GRP LLC NAPLES PINE RIDGE			16	100%	16
REHAB AND HEALTHCARE CENTER OF CAPE CORAL		16			16
MINUTECLINIC, LLC, DBA MINUTECLINIC #5		13	3	19%	16
MINUTE CLINIC DIAGNOSTIC OF NEW JERSEY		16			16
SOMA MEDICAL CENTER PA			16	100%	16

COVID-19: testing by laboratory

Data through Feb 18, 2021 verified as of Feb 19, 2021 at 09:25 AM

Data in this report are provisional and subject to change.

The numbers in the table below represent the number of Florida and non-Florida residents for whom test results were received by the Department of Health. A person can be tested by more than one laboratory and can have both positive and negative results. **Therefore, the sum of the numbers in each column will be larger than the total number of people tested.**

Reporting lab	Inconclusive	Negative	Positive	Percent positive	Total
ROBERT WOOD JOHNSON UNIVERSITY HOSP		14	2	13%	16
PROMEDICA LABORATORIES		11	5	31%	16
CARESPOT EXPRESS HEALTHCARE			16	100%	16
ST AUGUSTINE PLANTATION		1	15	94%	16
JS HEALTHCARE INC		16			16
INTERNAL MEDICINE ASSOCIATES & SPECIALTIES INC		15	1	6%	16
PRO HEALTH FAMILY PHYSICIANS, NYSTROM		16			16
Citymd Of Lacey		14	2	13%	16
AUBURN COMMUNITY HOSPITAL		14	2	13%	16
MAITLAND PRIMARY CARE		9	7	44%	16
DARDEN WELLNESS CENTER		13	3	19%	16
STARLING AT NOCATEE			16	100%	16
PRATTVILLE BAPTIST HOSPITAL		13	3	19%	16
MINUTECLINIC DIAGNOSTIC OF TN PC #378		15	1	6%	16
LAKELAND HILLS CENTER		9	7	44%	16
BONIFAY NURSING AND REHABILITATION CENTER			16	100%	16
CRUCIAL CARE		10	6	38%	16
MEDEXPRESS URGENT CARE LEWISBURG		15	1	6%	16
HEALTH CENTRAL HOSPITAL			16	100%	16
BROOKDALE CROWN POINT			16	100%	16
Floral Health and Rehabilitation, LLC		15	1	6%	16
MEDICINE AT LONGWOOD		16			16
MIRIMUS INC		1	15	94%	16
MINUTECLINIC DIAGNOSTIC OF PENNSYLVANI		16			16
CLEVELAND CLINIC			16	100%	16
CAREHERE- LCS LEESBURG			16	100%	16
MASSACHUSETTS GENERAL HOSPITAL		1	15	94%	16
XERA MED RESEARCH			16	100%	16
SRMC AVALON		9	7	44%	16
ALBIBI		1	15	94%	16
CLEVELAND CLINIC FLORIDA		1	15	94%	16
ADVENTHEALTH MEDICAL GROUP PULMONOLOGY		14	2	13%	16
NORTHWEST FLORIDA SLEEP		1	15	94%	16
Lab MSMC Hialeah			16	100%	16
JOSEF SCHENKER MD PC DBA CENTERS URGENT		15	1	6%	16
NOVANT HEALTH GOHEALTH URGENT CARE-HARRISBURG		8	8	50%	16
JOSEPH MIGNOGNA		13	3	19%	16
BVL PEDIATRICS		14	1	7%	15
SINAI HOSPITAL OF BALTIMORE		15			15
MINUTECLINIC #8699		12	3	20%	15
PALM BEACH GARDENS MEDICAL CENTER			15	100%	15
TMH FSU RAPID LABORATORY		2	13	87%	15
BLOUNT MEMORIAL HOSPITAL		13	2	13%	15
ADVENT HEALTH - KISSIMMEE		5	10	67%	15
HOLLEY-NAVARRE MEDICAL CLINIC		5	10	67%	15
GRACE WELLNESS CENTER		4	11	73%	15

COVID-19: testing by laboratory

Data through Feb 18, 2021 verified as of Feb 19, 2021 at 09:25 AM

Data in this report are provisional and subject to change.

The numbers in the table below represent the number of Florida and non-Florida residents for whom test results were received by the Department of Health. A person can be tested by more than one laboratory and can have both positive and negative results. **Therefore, the sum of the numbers in each column will be larger than the total number of people tested.**

Reporting lab	Inconclusive	Negative	Positive	Percent positive	Total
BAPTIST URGENT CARE		13	2	13%	15
HODGES CLUSTER		2	13	87%	15
DIATHERIX		13	2	13%	15
MEADOWCREST MOLECULAR DIAGNOSTICS, LLC			15	100%	15
Astoria Health and Rehab		15			15
FAMILY CARE CENTER OF ARLINGTON		10	5	33%	15
MINUTECLINIC, LLC, DBA MINUTECLINIC #2544		14	1	7%	15
PRIMARY CARE MEDICINE	1	11	3	20%	15
CUSTEAD CARE CENTER HAVEN HOSPICE		12	3	20%	15
EASTLAKE PEDIATRICS - TRINITY		15			15
EXPRESS FAMILY CARE LLC			15	100%	15
MILTON 4707		15			15
FLORIDA DEPARTMENT OF HEALTH IN HILLSBOROUGH COUNTY		1	14	93%	15
ADVENTHEALTH MEDICAL GROUP MULTISPECIALTY			15	100%	15
ORLANDO HEALTH		2	13	87%	15
CALLAWAY CLINIC		10	5	33%	15
EAR NOSE & THROAT ASSOCIATES OF MANATEE PA		15			15
MINUTECLINIC MINUTECLINIC #8746		14	1	7%	15
COLLEGE POINT URGENT CARE		13	2	13%	15
INTERIM HEALTHCARE OF NORTHWEST FLORIDA INC		13	2	13%	15
OCEAN REEF MEDICAL CENTER, LLC			15	100%	15
MEDEXPRESS URGENT CARE, MOON TOWNSHIP		14	1	7%	15
PATHLINE			15	100%	15
ADEPT INPATIENT MEDICAL SERVICES PC		15			15
STAT MEDICAL CLINIC III INC		10	5	33%	15
WALK IN URGENT CARE			15	100%	15
ENCOMPASS HEALTH REHABILITATION HOSPITAL OF PANAMA CITY		10	5	33%	15
CHURCH OF SCIENTOLOGY FLAG SERVICE ORGANIZATION		14	1	7%	15
CRANES VIEW LODGE			15	100%	15
BAYLOR GENETICS		6	9	60%	15
BAPTIST MEMORIAL HEALTH CARE		13	2	13%	15
AJU GEORGE MD PA			15	100%	15
BAPTIST MEDICAL CENTER EAST		11	4	27%	15
TELEVISIT MALABAR PEDIATRICS		5	10	67%	15
PASSPORT HEALTH ORLANDO		15			15
DOCTORS MEDICAL CENTER OF WALTON COUNTY CLINIC			15	100%	15
BAYCARE MEDICAL GROUP INC			15	100%	15
BESSENT ROAD GROUP HOME		15			15
MULBERRY'S MOBILE PROVIDER SERVICES LLC		1	14	93%	15
LAKEWOOD RANCH MEDICAL CENTER CLINICAL LAB			15	100%	15
COMMUNITY HEALTH OF SOUTH FLORIDA INC			15	100%	15
ARDEN COURTS OF PALM HARBOR			14	100%	14
HEALTHFIRST ADVENT HEALTH CENTRA CARE COCOA BEACH			14	100%	14
RIVERSIDE COTTAGES AT THE SHORES, LLC			14	100%	14
Terrace of Jacksonville			14	100%	14
TREEHOUSE PEDIATRICS & FAMILY CARE		14			14

COVID-19: testing by laboratory

Data through Feb 18, 2021 verified as of Feb 19, 2021 at 09:25 AM

Data in this report are provisional and subject to change.

The numbers in the table below represent the number of Florida and non-Florida residents for whom test results were received by the Department of Health. A person can be tested by more than one laboratory and can have both positive and negative results. **Therefore, the sum of the numbers in each column will be larger than the total number of people tested.**

Reporting lab	Inconclusive	Negative	Positive	Percent positive	Total
LAKE HOWARD HEIGHTS	1	11	2	14%	14
NORTHWESTERN MEMORIAL HOSPITAL			14	100%	14
BREVARD HEALTH ALLIANCE INC, THE		9	5	36%	14
OPTIONS FOR SENIORS INC DBA PALM KREST MANOR		12	2	14%	14
MEDEXPRESS URGENT CARE - ROBINSON TWP, STEUBENVILLE PIKE		12	2	14%	14
BENTON HOUSE OF PORT ORANGE		8	6	43%	14
ST CLOUD MEDICAL GROUP		12	2	14%	14
EPIPHANY HEALTH		8	6	43%	14
UC HEALTH UNIVERSITY HOSPITAL		11	3	21%	14
UNIVERSITY LAB			14	100%	14
POLK CHD BARTOW		13	1	7%	14
STEINHATCHEE DRUGS		11	3	21%	14
INDIANA STATE DEPARTMENT OF HEALTH		1	13	93%	14
NORTHWEST FLORIDA ENT, PA		5	9	64%	14
MORTON PLANT MEASE			14	100%	14
PBSO WEST PALM FAMILY PRACTICE		1	13	93%	14
GRAND VILLA OF NEW PORT RICHEY		8	6	43%	14
TALLAHASSEE PRIMARY CARE ASSOCIATES PA		12	2	14%	14
SANDALWOOD NURSING CENTER		14			14
MEDEMERGE		13	1	7%	14
DAVITA DIALYSIS		4	10	71%	14
PALM BAY FAMILY PRACTICE		4	10	71%	14
HUDSON VALLEY HOSPITAL CENTER LABORATORY		13	1	7%	14
SHERMAN-ABRAMS LABORATORY INC		11	3	21%	14
ALAN L MELOTEK MD		14			14
Consulate Health Care of Jacksonville			14	100%	14
The Evangelical Lutheran Good Samaritan Society		14			14
MI CASA DORADA ASSISTED LIVING FACILIT		14			14
FAMILY CARE			14	100%	14
FORT HAMILTON URGENT CARE		14			14
MEDI STATION			14	100%	14
OAKMONTE VILLAGE OF DAVIE			14	100%	14
SOUTHEASTERN LABORATORY			14	100%	14
SOUTHEASTERN UNIVERSITY INC		14			14
MEDEXPRESS URGENT CARE - TIMBERLAKE		13	1	7%	14
TREASURE COAST URGENT CARE			14	100%	14
STATMED OCALA			14	100%	14
MELBOURNE FAMILY PRACTICE		12	2	14%	14
SIGMUND LABS LLC		14			14
BOCA SIMON		2	12	86%	14
Belleair Healthcare Center		8	6	43%	14
ST JOSEPH HOSPITAL		13	1	7%	14
OPIS ISLAND LAKE CENTER		13	1	7%	14
SOUTHEAST FAMILY HEALTHCARE CENTER			13	100%	13
BROOKDALE DELAND			13	100%	13
AVALON MEDICAL WALK IN CLINIC			13	100%	13

COVID-19: testing by laboratory

Data through Feb 18, 2021 verified as of Feb 19, 2021 at 09:25 AM

Data in this report are provisional and subject to change.

The numbers in the table below represent the number of Florida and non-Florida residents for whom test results were received by the Department of Health. A person can be tested by more than one laboratory and can have both positive and negative results. **Therefore, the sum of the numbers in each column will be larger than the total number of people tested.**

Reporting lab	Inconclusive	Negative	Positive	Percent positive	Total
WEEMS MEDICAL CENTERS		9	4	31%	13
IN-OFFICE LAB		12	1	8%	13
LUCID DIAGNOSTICS LABS			13	100%	13
NORTHWEST FLORIDA COMMUNITY HOSPITAL 3RD FLOOR		12	1	8%	13
Sunnyside Care Center		13			13
ORCHID COVE		3	10	77%	13
MONTEFIORE ST LUKE'S CORNWALL HOSPITAL		10	3	23%	13
CITY OF CAPE CORAL		12	1	8%	13
COMPREHENSIVE CHILDCARE ASSOCIATES		8	5	38%	13
HARBOR CHASE OF JACKSONVILLE			13	100%	13
MAIN STREET MEDICAL CENTER OF CRESTVIEW PA		1	12	92%	13
ACCESS HEALTH CARE PHYSICIANS LLC		4	9	69%	13
GENEXPERT			13	100%	13
MINUTECLINIC DIAGNOSTIC OF TN PC #6435		13			13
SOMA MEDICAL CENTER # 4		2	11	85%	13
VILLA OF KINGS AND QUEENS OF DELRAY		13			13
ELTINGVILLE CIRCLE URGENT CARE		13			13
FORT WALTON BEACH DEVELOPMENTAL CENTER		12	1	8%	13
WORLD WRESTLING ENTERTAINMENT			13	100%	13
KINDRED HOSPITAL OCALA		11	2	15%	13
WEEMS MEMORIAL HOSPITAL		9	4	31%	13
ESCAMBIA COMMUNITY CLINIC		2	11	85%	13
GENETIC TECHNOLOGICAL INNOVATIONS, LLC		1	12	92%	13
VRL EUROFINs - HAWAII		13			13
MINUTECLINIC DIAGNOSTIC OF MICHIGAN PC		12	1	8%	13
ADVENT HEALTH - WINTER HAVEN		7	6	46%	13
UNIVERSITY HOSPITAL UC HEALTH		9	4	31%	13
CVS MINUTE CLINIC DIAGNOSTIC OF TEXAS LLC		10	3	23%	13
ST ANTHONY'S HOSP PATIENT CARE SERVICE			13	100%	13
MINUTECLINIC DIAGNOSTIC OF TN, PC 6438		11	2	15%	13
MINUTECLINIC DIAGNOSTIC OF TN PC #566		11	2	15%	13
HORIZON MEDICAL GROUP		11	2	15%	13
BELLEVUE HOSPITAL CENTER DEPARTMENT		13			13
EAR NOSE AND THROAT ASSOCIATES OF MANATEE, P.A.		10	3	23%	13
VALDOSTA FAMILY MEDICINE		1	12	92%	13
BAY COUNTY HEALTH DEPARTMENT		11	2	15%	13
SHELBY COUNTY HEALTH CARE CORPORATION		10	3	23%	13
MAINSTREET FAMILY SELECT		1	12	92%	13
SUMMERGATE PHARMACY		12	1	8%	13
FLORIDA MEDICAL CLINIC IM MLK		9	4	31%	13
PRIMARY CARE WALK IN CLINIC PLLC			13	100%	13
ROCKLEDGE		3	10	77%	13
NOVALIFE MEDSPA			13	100%	13
PHELPS HOSPITAL LABORATORY		11	2	15%	13
DYNAMIC DNA LAB		1	12	92%	13
BROOKLYN HOSPITAL CENTER DOWNTOWN CAMPUS		13			13

COVID-19: testing by laboratory

Data through Feb 18, 2021 verified as of Feb 19, 2021 at 09:25 AM

Data in this report are provisional and subject to change.

The numbers in the table below represent the number of Florida and non-Florida residents for whom test results were received by the Department of Health. A person can be tested by more than one laboratory and can have both positive and negative results. **Therefore, the sum of the numbers in each column will be larger than the total number of people tested.**

Reporting lab	Inconclusive	Negative	Positive	Percent positive	Total
PARKWEST MEDICAL CENTER		11	2	15%	13
ARNOT OGDEN MEDICAL CENTER LABORATORY		13			13
BRYAN WHITFIELD MEMORIAL HOSPITAL		8	5	38%	13
CROSS CARE CENTER			13	100%	13
MINUTECLINIC DIAGNOSTIC OF TN, PC 374		9	4	31%	13
BAYA URGENT CARE LLC		1	12	92%	13
A AND R RESEARCH GROUP LLC		10	3	23%	13
CAREATC			13	100%	13
Grand Villa of Clearwater		11	2	15%	13
LONG ISLAND JEWISH VALLEY STREAM		12	1	8%	13
GLENBROOKE AT PALM BAY			13	100%	13
PREMIER LABORATORY SERVICES, LLC		5	8	62%	13
CLINICAL LABORATORY SERVICES			13	100%	13
INTERMOUNTAIN CENTRAL LAB		1	12	92%	13
FLORIDA STATE HOSPITAL			13	100%	13
METROPOLITAN CHARITIES INC		12	1	8%	13
ORANGE REGIONAL MEDICAL CENTER LABORATORY		10	3	23%	13
PROHEALTH CARE ASSOCIATES MOBILE		10	3	23%	13
PULSE & REMEDY LLC			13	100%	13
HIGHLANDS COUNTY FIRE RESCUE		12			12
GNT ASSOCIATES		11	1	8%	12
GEORGE W FERGUSON MD-CONCIERGE MEDICAL SERVICES PL		11	1	8%	12
THE PLAZA AT PARKSQUARE		12			12
IREPERTOIRE_MOL_LAB		12			12
HAVEN HOSPICE			12	100%	12
LAB UNKNOWN		1	11	92%	12
SUMMIT ATLANTIC SURGERY CENTER		12			12
TNC WALK IN CLINIC		9	3	25%	12
LIFE CARE OF PORT SAINT LUCIE		3	9	75%	12
CARLOS F FUSTER MD PA		12			12
SUWANNEE COUNTY JAIL		11	1	8%	12
VERITAS RESEARCH CORP			12	100%	12
HARLEM HOSPITAL CENTER		11	1	8%	12
JFK MEDICAL CENTER NORTH LAB		1	11	92%	12
NEWPATH DIAGNOSTICS		7	5	42%	12
AVENTURA HOSPITAL AND MEDICAL CENTER			12	100%	12
INNOVATIVE RESEARCH OF WEST FLORIDA		9	3	25%	12
METHODIST MEDICAL CENTER		9	3	25%	12
WALGREEN		4	8	67%	12
FLORIDA PRESBYTERIAN HOMES INC		11	1	8%	12
ORMOND MEDICAL ARTS		3	9	75%	12
MEDEXPRESS URGENT CARE-ALTOONA		10	2	17%	12
LEON CHD		12			12
MC DIAGNOSTIC OF CONNECTICUT, PC #775		11	1	8%	12
CVS TN5639POCT FARRAGUT		10	2	17%	12
BROOKDALE CITRUS			12	100%	12

COVID-19: testing by laboratory

Data through Feb 18, 2021 verified as of Feb 19, 2021 at 09:25 AM

Data in this report are provisional and subject to change.

The numbers in the table below represent the number of Florida and non-Florida residents for whom test results were received by the Department of Health. A person can be tested by more than one laboratory and can have both positive and negative results. **Therefore, the sum of the numbers in each column will be larger than the total number of people tested.**

Reporting lab	Inconclusive	Negative	Positive	Percent positive	Total
SARASOTA - ROBERT L TAYLOR COMMUNITY CENTER		1	11	92%	12
APPLE DIAGNOSTICS LAB		5	7	58%	12
ADVANCED URGENT CARE CENTER			12	100%	12
Lady Lake Specialty Care			12	100%	12
YORKVILLE PEDIATRIC URGENT CARE		12			12
ENCOMPASS HOME HEALTH OF THE SOUTHEAST LLC		12			12
ADVENTHEALTH MEDICAL GROUP		9	3	25%	12
OHIO STATE UNIVERSITY MEDICAL CENTER			12	100%	12
WOODLAND TOWERS		6	6	50%	12
WACO HHSSURGEWACO	1	10	1	8%	12
CLINIC OF PEDIATRICS & GI MEDICINE INC			12	100%	12
BAPTIST PRIMARY CARE PONTE VEDRA		6	6	50%	12
BROWARD DIALYSIS			12	100%	12
UNIVERSITY OF MIAMI MILLER SCHOOL			12	100%	12
MIRACLE ALF INC		12			12
NATIONAL GENETICS INST LABCORP		4	8	67%	12
MERIDIAN AT WATERWAYS, THE		10	2	17%	12
MEDEXPRESS URGENT CARE - SEMINOLE SQUA		10	2	17%	12
TANVIR H SHAGAR NP		12			12
STEWART MELBOURNE HOSPITAL, INC	1		11	92%	12
ST VINCENT'S URGENT CARE		9	3	25%	12
FLORIDA DEPT OF HEALTH		4	8	67%	12
SOMA MEDICAL CENTER, P.A.			12	100%	12
MI2297090CV HOLLAND-23D2189684		12			12
GLEN OAKS HEALTH AND REHABILITATION CENTER			12	100%	12
TLC FAMILY CARE HOME INC		12			12
FORT PIERCE FAMILY CARE INC		6	6	50%	12
ADVENTHEALTH MEDICAL GROUP CARE CLINIC AT		8	4	33%	12
FHCP-PORT ORANGE		3	9	75%	12
COLLIER COUNTY HEALTH DEPT.		7	5	42%	12
PARROTT MEDICAL CLINIC			12	100%	12
ST PETER'S UNIVERSITY HOSPITAL		9	3	25%	12
PANCARE HEALTH - WEWA ELEMENTARY			12	100%	12
FAMILY MEDICINE AT LONGWOOD			12	100%	12
ACADIAN DIAGNOSTIC LABORATORIES		8	4	33%	12
NAPLES GREEN VILLAGE		12			12
A LILIKO'I PHARMACY LLC		12			12
MERCY MEDICAL CENTER		5	7	58%	12
ADVENTIST HEALTH SYSTEM FLORIDA DEPT OF HEALTH		7	4	36%	11
CONCIMED LLC		10	1	9%	11
St Joseph's Hospital & Medical Center		10	1	9%	11
WELLMED AT SOUTH PARSONS		9	2	18%	11
TELEVISIT PALM BAY FAMILY PRACTICE		9	2	18%	11
CARE FAST MURABELLA		7	4	36%	11
DESOTO HEALTH AND REHAB LLC		7	4	36%	11
ALCOVE ASSISTED LIVING FACILITY		11			11

COVID-19: testing by laboratory

Data through Feb 18, 2021 verified as of Feb 19, 2021 at 09:25 AM

Data in this report are provisional and subject to change.

The numbers in the table below represent the number of Florida and non-Florida residents for whom test results were received by the Department of Health. A person can be tested by more than one laboratory and can have both positive and negative results. **Therefore, the sum of the numbers in each column will be larger than the total number of people tested.**

Reporting lab	Inconclusive	Negative	Positive	Percent positive	Total
PRIMECARE AT PORT ORANGE			11	100%	11
FIRST CHOICE PEDIATRICS WINTER SPRINGS		10	1	9%	11
THE TERRACE OF SAINT CLOUD		9	2	18%	11
UMHC/SYLVESTER AT KENDALL		1	10	91%	11
ORLANDO ORTHOPAEDIC OUTPATIENT SURGERY CENTER LLC		8	3	27%	11
CARINGTON MANOR		11			11
TROPICANA		5	6	55%	11
CORNER OAK ESTATE LLC		11			11
SURGERY CENTER OF CORAL GABLES LLC,THE		9	2	18%	11
MEDEXPRESS URGENT CARE- MARYLAND		10	1	9%	11
ELITE HOME HEALTH SERVICES		11			11
PALM BEACH PATHOLOGY		9	2	18%	11
GADSDEN REGIONAL MEDICAL CENTER		11			11
FLORIDA MEDICAL CLINIC - MULTI SPECIALTY CAMPUS		2	9	82%	11
BIOTECH CLINICAL LABORATORIES, INC.		1	10	91%	11
MOUNT DORA PEDIATRICS		9	2	18%	11
IGENEX INC		11			11
PINELLAS COUNTY HEALTH DEPARTMENT		2	9	82%	11
SEMORAN FAMILY HEALTH LLC		10	1	9%	11
MIDNIGHT MEDICINE			11	100%	11
GRAND VILLA OF ENGLEWOOD		7	4	36%	11
MINUTECLINIC DIAGNOSTIC OF TN, PC 4992		11			11
FAMILY MEDICINE AT HUNTERS CREEK		11			11
MHHS All Lab Subsection		11			11
CARLOS PORTU MD, PLLC			11	100%	11
PRIMECARE ACQUISITION FAMILY PRACTICE INC		11			11
FAMILY PRACTICE ON THE GO		6	5	45%	11
MED LABS DIAGNOSTICS		6	5	45%	11
SAMARITAN MEDICAL CENTER		11			11
GRAND VILLA OF ORMOND BEACH		9	2	18%	11
Hackensack Umc Mountainside		10	1	9%	11
St. Annes Nursing Center, St. Annes Residence, Inc.		11			11
GAMMA DIAGNOSTIC LAB LLC			11	100%	11
DMH STEINHATCHEE FAMILY MEDICINE		8	3	27%	11
PRIMARY CARE SPECIALISTS OF ORLANDO LLC		9	2	18%	11
CULINARY INSTITUTE OF AMERICA STUDENT	3	8			11
JOHN W NORRIS III MD PA	1		10	91%	11
MINUTECLINIC DIAGNOSTIC OF LOUISIANA,		10	1	9%	11
LEHIGH VALLEY HOSPITAL		3	8	73%	11
MEYER PEDIATRICS CHTD		11			11
SENIOR HOME CARE INC		11			11
ADVENTHEALTH MEDICAL GROUP PEDIATRICS AT		2	9	82%	11
CARENOW URGENT CARE-WEST END		7	4	36%	11
CVS NY4098030POCT NEW YORK		11			11
UNIVERSITY CENTRA CARE		10	1	9%	11
AIM LABORATORIES			11	100%	11

COVID-19: testing by laboratory

Data through Feb 18, 2021 verified as of Feb 19, 2021 at 09:25 AM

Data in this report are provisional and subject to change.

The numbers in the table below represent the number of Florida and non-Florida residents for whom test results were received by the Department of Health. A person can be tested by more than one laboratory and can have both positive and negative results. **Therefore, the sum of the numbers in each column will be larger than the total number of people tested.**

Reporting lab	Inconclusive	Negative	Positive	Percent positive	Total
UNIVERSITY OF ILLINOIS VETERINARY DIAG		11			11
AZALEA HEALTH		2	9	82%	11
HOPE HEALTHCARE		11			11
NORTHERN WESTCHESTER HOSPITAL LABORATORY		9	2	18%	11
WINTER PARK CARE AND REHABILITATION			11	100%	11
WATSON HEALTHCARE		8	3	27%	11
BAPTIST HEALTH			11	100%	11
WANTAGH URGENT CARE		8	3	27%	11
MEDICAL CENTER AFFILIATES WEST PALM			11	100%	11
REDMED CLINIC OF ARLINGTON		10	1	9%	11
GENESIS		7	4	36%	11
NIGHT LITE PEDIATRICS CENTER, LLC		1	10	91%	11
FLORIDA HOSPITAL PHYSICIAN GROUP		3	8	73%	11
CVS MINUTE CLINIC, LLC		9	2	18%	11
ILLINOIS DEPT OF PUBLIC HEALTH LAB - SPRINGFIELD			11	100%	11
Rosewood Healthcare and Rehabilitation Center		5	6	55%	11
SEBRING PEDIATRICS LLC			11	100%	11
45TH 1		11			11
MORTON PLANT NORTH BAY HOSPITAL			11	100%	11
VIRTUA WEST JERSEY HOSPITAL VOORHEES		9	2	18%	11
PEDIATRIC ASSOCIATES PA		10	1	9%	11
MOSOLF PEDIATRICS			10	100%	10
LAKE BALDWIN CBOC		9	1	10%	10
RUSSELL MEDICAL CENTER		9	1	10%	10
BELLE GLADES HEALTH CLINIC			10	100%	10
SAVANNAH MANOR ASSISTED LIVING COMMUNITY			10	100%	10
PPD - IXLAYER		9	1	10%	10
AMERICAN HOUSE FORT MYERS		10			10
MOLECULAR PATHOLOGY LABORATORY			10	100%	10
OCCUPATIONAL HEALTH CENTERS OF THE SOUTHWEST PA		9	1	10%	10
PLYMOUTH HARBOR INCORPORATED		9	1	10%	10
URGENT CARE USA LLC		1	9	90%	10
RPC@HODGES		2	8	80%	10
LEE COMMUNITY HEALTHCARE - LEHIGH		9	1	10%	10
ACCESS PHARMACY		10			10
BOCA RATON REGIONAL HOSPITAL LAB			10	100%	10
MISSOURI DEPARTMENT OF HEALTH AND SENIOR SERVICES			10	100%	10
HIGH TOWER ALF LLC		9	1	10%	10
WELLMED AT PORT ST LUCIE WEST		6	4	40%	10
Hialeah Nursing And Rehabilitation Center		6	4	40%	10
VASCONCELLO COHEN MD PA		9	1	10%	10
THE VILLAGES HEALTH		5	5	50%	10
WINDSOR WOODS REHAB & HEALTHCARE CTR		9	1	10%	10
MIAMI BEACH MEDICAL GROUP LLC			10	100%	10
RIVERWOOD CENTER,THE			10	100%	10
MEDICAL LABORATORY DIAGNOSTICS			10	100%	10

COVID-19: testing by laboratory

Data through Feb 18, 2021 verified as of Feb 19, 2021 at 09:25 AM

Data in this report are provisional and subject to change.

The numbers in the table below represent the number of Florida and non-Florida residents for whom test results were received by the Department of Health. A person can be tested by more than one laboratory and can have both positive and negative results. **Therefore, the sum of the numbers in each column will be larger than the total number of people tested.**

Reporting lab	Inconclusive	Negative	Positive	Percent positive	Total
ASSOCIATES MD CYPRESS CREEK			10	100%	10
URGENT CARE & FAMILY PRACTICE CENTER			10	100%	10
Maury Regional Hospital		6	4	40%	10
CARENOW URGENT CARE - EAST NASHVILLE		8	2	20%	10
ALABAMA DEPARTMENT OF PUBLIC HEALTH		1	9	90%	10
LAKE NONA MEDICAL SERVICES		3	7	70%	10
MONTEFIORE MEDICAL CENTER LABORATORIES - WEILER		7	3	30%	10
MEDEXPRESS URGENT CARE - LAFAYETTE		9	1	10%	10
NORTON HEALTHCARE			10	100%	10
TMH PHYSICIAN PARTNERS - MONTICELLO		8	2	20%	10
MINUTECLINIC DIAGNOSTIC OF NORTH		9	1	10%	10
URGENT CARE CENTER AT PINNACLE		4	6	60%	10
RED MOUNTAIN DIAGNOSTICS		10			10
Grand Villa of Dunedin		4	6	60%	10
MEDEXPRESS URGENT CARE - CHRISTIANBURG		7	3	30%	10
CREATIVE TESTING SOLUTIONS		3	7	70%	10
CONSULATE HEALTH CARE OF PENSACOLA			10	100%	10
VETERNANS ADMINISTRATION			10	100%	10
MULBERRY CARE CENTER		7	3	30%	10
COVANCE CENTRAL LABORATORY			10	100%	10
OPTIMAL CARE PEDIATRICS			10	100%	10
CROSSROADS URGENT CARE, PLLC		10			10
TENNESSEE DEPARTMENT OF HEALTH (TDH) - CENTRAL LABORATORY		2	8	80%	10
CORONA PATHOLOGY		10			10
MIAMI BEACH MEDICAL GROUP			10	100%	10
ONEIDA HEALTHCARE CENTER		8	2	20%	10
KIDSVILLE PEDIATRICS			10	100%	10
NEW JERSEY DEPARTMENT OF HEALTH COMMUNICABLE DISEASE SERVICE		3	7	70%	10
THE PALMS PHARMACY, INC		9	1	10%	10
PERSONAL PEDIATRICS PA		7	3	30%	10
ISLAND COAST PEDIATRICS IN-HOUSE LAB		10			10
BEAUMONT LABORATORY			10	100%	10
FLORIDA DEPARTMENT OF HEALTH WASHINGTON COUNTY		5	5	50%	10
BROWARD HEALTH CARE			10	100%	10
ESTATES MEDICAL CENTER INC			10	100%	10
MINUTECLINIC DIAGNOSTIC OF TEXAS		9	1	10%	10
Westchester General Hospital			10	100%	10
CVS MINUTE CLINIC DIAGNOSTIC OF WISCONSIN		10			10
MINUTECLINIC DIAGNOSTIC OF TN PC #320		9	1	10%	10
ASHRAF MEDICAL GROUP PLLC DBA PULSE M		9	1	10%	10
MEDEX REGIONAL LABORATORIES LLC		1	9	90%	10
BIG BEND HOSPICE INC		10			10
DES PLAINES CLINICAL LAB		3	7	70%	10
MADISON COUNTY HEALTH DEPARTMENT		5	5	50%	10
MEDEXPRESS URGENT CARE - SALEM		6	4	40%	10
MAINSTREET FAMILY CARE			10	100%	10

COVID-19: testing by laboratory

Data through Feb 18, 2021 verified as of Feb 19, 2021 at 09:25 AM

Data in this report are provisional and subject to change.

The numbers in the table below represent the number of Florida and non-Florida residents for whom test results were received by the Department of Health. A person can be tested by more than one laboratory and can have both positive and negative results. **Therefore, the sum of the numbers in each column will be larger than the total number of people tested.**

Reporting lab	Inconclusive	Negative	Positive	Percent positive	Total
MINUTECLINIC DIAGNOSTIC OF TN PC #6415		9	1	10%	10
NORTH OKALOOSA PHYSICIAN GROUP		10			10
AMBRY GENETICS CORPORATION		10			10
MAIMONIDES MEDICAL CENTER		7	3	30%	10
GRAND VILLA OF PINELLAS PARK		9	1	10%	10
MEDEXPRESS URGENT CARE-KATY		7	3	30%	10
HCR MANORCARE		10			10
Solaris Healthcare Pensacola			10	100%	10
CVS NC187POCT CHARLOTTE		10			10
Lehigh Acres Health and Rehabilitation			10	100%	10
APPALACHIAN REGIONAL HEALTHCARE SYSTEM		10			10
LPG PRIMARY CARE AT SURFSIDE		10			10
MEDEXPRESS URGENT CARE CHARLESTON		6	4	40%	10
HUNTINGTON URGENT CARE		9	1	10%	10
GRAND VILLA OF BOYNTON BEACH		10			10
MEDEXPRESS URGENT CARE PARKERSBURG		8	2	20%	10
BLOCK NATION CHASE		4	6	60%	10
CBC LAB		3	7	70%	10
URGENT CARE OF NEW YORK		10			10
RICHMOND UNIVERSITY MEDICAL CENTER		8	2	20%	10
EMERALD COAST HOSPICE - CRESTVIEW		10			10
FLEMING ISLAND CENTER FOR CLINICAL RESEARCH		10			10
VENICE GREEN VILLAGE		3	7	70%	10
STATEN ISLAND UNIVERSITY HOSPITAL SEGUINE AVE		9	1	10%	10
MEDEXPRESS URGENT CARE - MONROE		10			10
MINUTECLINIC DIAGNOSTIC OF NEW MEXICO		10			10
BROOKDALE PANAMA CITY		9	1	10%	10
SUPERIOR RESIDENCES OF CLERMONT		2	8	80%	10
PBC PREMIER FAMILY HEALTH			10	100%	10
MEDLAB ASSOCIATES LLC		10			10
COMMUNITY HEALTH CENTER		2	8	80%	10
VITALANT		1	9	90%	10
MINUTE CLINIC		1	9	90%	10
LUXOR SCIENTIFIC LLC		1	9	90%	10
LIFE'S SPECIAL MOMENTS INC		10			10
PRORENATA LABS		2	8	80%	10
NOT INDICATED		1	9	90%	10
PANCARE HEALTH - VERNON ELEMENTARY			10	100%	10
BRIDGE DIAGNOSTICS			10	100%	10
WESTCHESTER GENERAL HOSPITAL BLOOD GAS LAB			9	100%	9
PEDIATRIC HEALTH CARE ALLIANCE			9	100%	9
CVS M08590POCT KANSAS CITY		5	4	44%	9
CARENOW URGENT CARE-MT JULIET		8	1	11%	9
FLORIDA MENTOR		7	2	22%	9
VILLAGE PLACE HEALTH AND REHAB		9			9
ORANGE PARK PEDIATRIC ASSOCIATES		1	8	89%	9

COVID-19: testing by laboratory

Data through Feb 18, 2021 verified as of Feb 19, 2021 at 09:25 AM

Data in this report are provisional and subject to change.

The numbers in the table below represent the number of Florida and non-Florida residents for whom test results were received by the Department of Health. A person can be tested by more than one laboratory and can have both positive and negative results. **Therefore, the sum of the numbers in each column will be larger than the total number of people tested.**

Reporting lab	Inconclusive	Negative	Positive	Percent positive	Total
MEDEXPRESS URGENT CARE - PANTOPS		8	1	11%	9
NATURE COAST REGIONAL MEDICAL CENTER			9	100%	9
HEALTH NETWORK LABORATORIES		6	3	33%	9
NEMOURS CHILDREN'S PRIMARY CARE VERO BEACH			9	100%	9
MEDEXPRESS URGENT CARE - WINCHESTER GATEWAY		7	2	22%	9
MINUTECLINIC DIAGNOSTIC OF MINNESOTA		9			9
OMNI			9	100%	9
MC DIAGNOSTIC OF CONNECTICUT, PC #1960		9			9
FAMILY PRACTICE OF DAVIE INC			9	100%	9
MONROE COUNTY HOSPITAL		6	3	33%	9
CVS MINUTE CLINIC DIAGNOSTIC		8	1	11%	9
WINDSOR OF GAINESVILLE		9			9
MINUTECLINIC, LLC #4230		8	1	11%	9
CHEMISYS LABORATORIES		1	8	89%	9
HNL LAB MEDICINE		7	2	22%	9
OUR HOME AT BEACON HILL			9	100%	9
PALM BAY URGENT CARE PL		1	8	89%	9
LAKE NONA MEDICAL SERVICE LLC		9			9
FRUITVILLE URGENT CARE			9	100%	9
NORTHSHORE UNIVERSITY HEALTHSYSTEM EVANSTON HOSPITAL LAB			9	100%	9
LAKEVIEW HEALTH SYSTEMS			9	100%	9
MEDEXPRESS URGENT CARE - BENTON HARBOR		9			9
PRECISION GENETICS			9	100%	9
ACCESS HOME HEALTH OF FLORIDA LLC		9			9
MED TECH SERVICES OF PALM BEACH INC		9			9
ANY LAB TEST NOW INC			9	100%	9
ROSECASTLE			9	100%	9
MINUTE CLINIC LLC #5733		9			9
HEALTH MED HOME CARE, LLC		9			9
ADVENT HEALTH - FOUR CORNERS ER		8	1	11%	9
LOREY ALF		9			9
MC DIAGNOSTIC OF CONNECTICUT PC #459		9			9
MINUTE CLINIC LLC #1448		8	1	11%	9
PRIME MEDICAL CARE, LLC		9			9
GCPM MANUAL MICROBIOLOGY		1	8	89%	9
CVS MINUTE CLINIC DIAGNOSTIC OF TEXAS, LLC		9			9
CARROLL GARDENS URGENT CARE		9			9
SAMARITAN HOSPITAL LABORATORY		8	1	11%	9
GLADES COUNTY DETENTION CENTER			9	100%	9
MICHIGAN DEPARTMENT OF COMMUNITY HEALTH		1	8	89%	9
BERGEN NEW BRIDGE M		8	1	11%	9
ORLANDO ORTHOPAEDIC OUTPATIENT SURGERY CENTER		5	4	44%	9
EMERGENCY MEDICAL CENTER		3	6	67%	9
CLAYMED OF NORTH FLORIDA			9	100%	9
Signature Healthcare of Ormond		9			9
CLEVELAND TENNESSEE HOSPITAL COMPANY		8	1	11%	9

COVID-19: testing by laboratory

Data through Feb 18, 2021 verified as of Feb 19, 2021 at 09:25 AM

Data in this report are provisional and subject to change.

The numbers in the table below represent the number of Florida and non-Florida residents for whom test results were received by the Department of Health. A person can be tested by more than one laboratory and can have both positive and negative results. **Therefore, the sum of the numbers in each column will be larger than the total number of people tested.**

Reporting lab	Inconclusive	Negative	Positive	Percent positive	Total
HAWTHORNE INN OF LAKE LAND		9			9
CVS HEALTH, #3396		9			9
BAYFRONT MEDICAL			9	100%	9
UNIVERSITY MEDICAL CENTER		8	1	11%	9
ST JUDE LABORATORIES		7	2	22%	9
CITY OF CLEARWATER EMPLOYEE HEALTH CENTER		2	7	78%	9
UNAVAILABLE/UNKNOWN/NO INFORMATION FOUND			9	100%	9
BAYONET POINT HOSPITAL			9	100%	9
MIDMICHIGAN MEDICAL CENTER			9	100%	9
NORTHWEST FLORIDA COMMUNITY HOSPITAL LABORATORY		8	1	11%	9
CVS PHARMACY NO 274		9			9
WADSWORTH CENTER - DAVID AXELROD INSTITUTE		8	1	11%	9
ADULT MEDICINE OF LAKE COUNTY INC			9	100%	9
CVS NC3516POCT WINSTON SALEM		7	2	22%	9
VITRO MOLECULAR LABORATORIES	1		8	89%	9
MAGNOLIA MANOR			9	100%	9
Casa Mora Rehabilitation & Extended Care		9			9
ADVENTIST HEALTH SYSTEM		9			9
Manor Care of Dunedin		6	3	33%	9
RHODE ISLAND DEPARTMENT OF HEALTH			9	100%	9
FOX FAMILY PRACTICE		9			9
CVS MINUTE CLINIC DIAGNOSTIC PA		7	2	22%	9
BAYFRONT HEALTH ST PETERSBURG		8	1	11%	9
MOBILE RESPONSE DIAGNOSTICS LLC		8	1	11%	9
REMISE OCCUPATIONAL HEALTH SOLUTIONS INC			9	100%	9
CVS MINUTE CLINIC DIAGNOSTIC MED GRP OF CA		9			9
Consulate Health Care of Brandon		7	2	22%	9
BRENNITY AT VERO BEACH, THE			9	100%	9
ROSEMONT GARDENS INC		9			9
CHILDREN'S HEALTHCARE OF ATLANTA/EGLESTON		9			9
FLORIDA MEDICAL CL ODOM TPA		4	5	56%	9
RIVERSIDE MEDICAL GROUP		8	1	11%	9
WINDSOR OF SAN PABLO, THE		6	3	33%	9
CHILDREN'S HEALTH CENTER INC.		7	2	22%	9
NIGHT OWL PEDIATRICS URGENT CARE			9	100%	9
MEDEXPRESS URGENT CARE MONACA		9			9
BUENA VIDA ESTATES			9	100%	9
ALACHUA			9	100%	9
PATEL MEDICAL VENTURES		8	1	11%	9
MINUTECLINIC DIAGNOSTIC OF PA, LLC (1036)		8	1	11%	9
AVALON FAMILY RESORT ASSISTED LIVING LLC		9			9
COLLIER HMA PHYSICIAN MANAGEMENT, LLC		1	8	89%	9
GRAND VILLA OF DEL RAY WEST		8	1	11%	9
DOCTOR'S IN-HOUSE LAB/COMMUNITY HEALTH CENTERS OF PINELLAS - CLEARWATE			8	100%	8
X-GENE MOLECULAR LABS		1	7	88%	8
HUNTINGTON VILLAGE URGENT CARE		8			8

COVID-19: testing by laboratory

Data through Feb 18, 2021 verified as of Feb 19, 2021 at 09:25 AM

Data in this report are provisional and subject to change.

The numbers in the table below represent the number of Florida and non-Florida residents for whom test results were received by the Department of Health. A person can be tested by more than one laboratory and can have both positive and negative results. **Therefore, the sum of the numbers in each column will be larger than the total number of people tested.**

Reporting lab	Inconclusive	Negative	Positive	Percent positive	Total
IU HEALTH PATHOLOGY		1	7	88%	8
KEY TRAINING CENTER			8	100%	8
Fouraker Hills Rehab and Nursing			8	100%	8
SOUTHEASTERN PEDIATRIC ASSOCIATES			8	100%	8
DEPARTMENT OF HEALTH- CITRUS COUNTY		1	7	88%	8
KIMBERLY J HENDERSON MD PC		7	1	13%	8
WELLIGENT		1	7	88%	8
HOLY NAME MEDICAL CENTER	1	6	1	13%	8
PHASE2 LABS	2	4	2	25%	8
PALM BEACH COUNTY HEALTH DEPARTMENT LABORATORY			8	100%	8
CARENOW URGENT CARE-GREEN HILLS		8			8
FHCP-ORANGE CITY			8	100%	8
ST CLOUD PHYSICIAN MANAGMENT LLC		7	1	13%	8
ADVANCED RESEARCH FOR HEALTH IMPROVEMENT		6	2	25%	8
MONTEFIORE NYACK HOSPITAL AFFILIATED LABORATORY		8			8
COLLIER BLVD HMA PHYSICIAN MANAGEMENT,, LLC			8	100%	8
MEDEXPRESS URGENT CARE, BUTLER		5	3	38%	8
MINUTECLINIC DIAGNOSTIC OF NEW JERSEY, LLC # 7069		8			8
ROBERT WOOD JOHNSON HOSPITAL		7	1	13%	8
PHYSICIANS REGIONAL MEDICAL CTR - COLLIER BLVD			8	100%	8
MEDEXPRESS URGENT CARE - BEECH GROVE		7	1	13%	8
VETERANS AFFAIRS MEDICAL CENTER - OUTPATIENT			8	100%	8
FAMILY HEALTH CENTER AT PORT ST JOHN		4	4	50%	8
ARCHBOLD MEMORIAL HOSPITAL/LAB		3	5	63%	8
GOLISANO CHILDREN'S HOSPITAL OF SOUTHWEST FLORIDA		6	2	25%	8
ORLANDO HEALTH PHYSICIAN ASSOCIATES		4	4	50%	8
CIAN DIAGNOSTICS			8	100%	8
PALM BEACH CDH - DELRAY BEACH			8	100%	8
WESTPAC LABS INC	1		7	88%	8
MINUTECLINIC INCORPORATE, LLC		6	2	25%	8
BEAUMONT EMERGENCY CENTER			8	100%	8
PUTNAM COUNTY EMERGENCY RESCUE SERVICE		5	3	38%	8
CIGNA ONSITE HEALTH LLC		2	6	75%	8
NASCAR EVENT MANAGEMENT, LLC		8			8
MAGNOLIA PEDIATRICS GROUP LLC			8	100%	8
MINUTECLINIC DIAGNOSTIC OF RHODE ISLAND		6	2	25%	8
ST VINCENT'S ST CLAIR		5	3	38%	8
MINUTECLINIC DIAGNOSTIC OF TN PC #5671		5	3	38%	8
ENCOMPASS HOME HEALTH OF THE SOUTHEAST LLC		8			8
Sunset Lake Health and Rehabilitation Center		8			8
SOMA MEDICAL CENTER, PA #4 FLORIDA MANGO			8	100%	8
INTERNAL MEDICINE AND AESTHETICS OF NAPLES LLC		8			8
SYLVESTER AT PLANTATION LABORATORY		7	1	13%	8
PINELLAS PARK FIRE DEPARTMENT		8			8
URGENT TEAM MANAGEMENT OF TENNESSEE		7	1	13%	8
VITAS HEALTHCARE CORPORATION OF FL			8	100%	8

COVID-19: testing by laboratory

Data through Feb 18, 2021 verified as of Feb 19, 2021 at 09:25 AM

Data in this report are provisional and subject to change.

The numbers in the table below represent the number of Florida and non-Florida residents for whom test results were received by the Department of Health. A person can be tested by more than one laboratory and can have both positive and negative results. **Therefore, the sum of the numbers in each column will be larger than the total number of people tested.**

Reporting lab	Inconclusive	Negative	Positive	Percent positive	Total
PASSPORT HEALTH OF TAMPA BAY		8			8
WATERFORD AT CREEKSIDE, THE			8	100%	8
GULF COAST MEDICAL GROUP		2	6	75%	8
PACIFICA SUNRISE			8	100%	8
HEALTHPARK MEDICAL CTR NURSING SVC		8			8
AFC URGENT CARE - CEDAR GROVE		8			8
INSPIRED LIVING AT PALM BAY		7	1	13%	8
FAST PACE MEDICAL CLINIC PLLC		6	2	25%	8
LAB UNKNOW		6	2	25%	8
MINUTE CLINIC DIAGNOSTIC OF SC, LLC #42		7	1	13%	8
PUTNAM FAMILY CARE INC		3	5	63%	8
DAVID LAWRENCE CENTER INC		7	1	13%	8
CVA MINUTE CLINIC DIAGNOSTIC OF VIRGINIA, LLC		8			8
MEDICANA NURSING AND REHAB CENTER			8	100%	8
GENEUS DIAGNOSTICS			8	100%	8
West Gate Village, LLC		8			8
LANE PEDIATRICS PA			8	100%	8
WHITE SANDS OUTPATIENT SERVICES (WSOP SERVICES LLC		8			8
WALK-IN MEDICAL CARE			8	100%	8
LIFE CARE CITRUS COUNTY			8	100%	8
MC DIAGNOSTIC OF CONNECTICUT, PC # 257		7	1	13%	8
JOHNS HOPKINS MEDICAL LABORATORIES		1	7	88%	8
MINUTECLINIC, LLC, DBA MINUTECLINIC #6106		6	2	25%	8
MEDEXPRESS URGENT CARE-LATROBE		8			8
BENSONHURST URGENT CARE		8			8
EXECUTIVE MEDICAL SERVICES		8			8
LAKE CONWAY URGENT CARE LLC		2	6	75%	8
GRAND VILLA OF LARGO		6	2	25%	8
HARBORCHASE OF DR PHILLIPS		7	1	13%	8
FLORIDA HEART AND VASCULAR MULTISPECIALTY GROUP		8			8
RIVERVIEW REGIONAL MEDICAL CENTER		6	2	25%	8
DORAL URGENT CARE			8	100%	8
LAKE CO SCHOOLS EMPLOYEE HEALTH & WELLNESS CENTER	1	6	1	13%	8
BLOOMING GARDENS OF CARE INC		8			8
CVS NC2357POCT HUNTERSVILLE		7	1	13%	8
VIGILINT HEALTHCARE		5	3	38%	8
DOH-TAMPA BRANCH LABORATORY (MLK BLVD)		4	4	50%	8
ST JOSEPH WOMENS HOSPITAL			8	100%	8
URGENT MEDICAL CENTER INC		2	6	75%	8
KIDSWOOD PEDIATRICS CORP		2	6	75%	8
KEY WEST URGENT CARE, INC		3	5	63%	8
Nashville Central Laboratory		8			8
MONTEFIORE MEDICAL CENTER LABORATORIES - NORTH		8			8
ALLEGRO - TAMPA	1	4	3	38%	8
BIOTECH PHARMACEUTICAL GROUP LLC			8	100%	8
BARTON PARKER OD PC		8			8

COVID-19: testing by laboratory

Data through Feb 18, 2021 verified as of Feb 19, 2021 at 09:25 AM

Data in this report are provisional and subject to change.

The numbers in the table below represent the number of Florida and non-Florida residents for whom test results were received by the Department of Health. A person can be tested by more than one laboratory and can have both positive and negative results. **Therefore, the sum of the numbers in each column will be larger than the total number of people tested.**

Reporting lab	Inconclusive	Negative	Positive	Percent positive	Total
MEDLABS DIAGNOSTICS		7	1	13%	8
ST. JOSEPH HOSPITAL AND HEALTH CARE INC.			8	100%	8
METHODIST HOSPITAL			8	100%	8
ALLINA HEALTH - ABBOTT NORTHWESTERN HOSPITAL		5	3	38%	8
NORTHSIDE HOSPITAL		2	6	75%	8
ARTHREX MEDICAL CENTER EAST		4	4	50%	8
PENSACOLA CLUSTER			8	100%	8
NEW HAMPSHIRE DEPARTMENT OF HEALTH AND HUMAN SERVICES		3	5	63%	8
ST CHARLES HOSPITAL LABORATORY		8			8
MEDEXPRESS ELKINS		8			8
ALACHUA COUNTY HEALTH DEPARTMENT		1	7	88%	8
DOTHAN PEDIATRIC CLINIC			8	100%	8
DOCTOR'S IN HOUSE LAB			8	100%	8
MINUTECLINIC, LLC, MINUTECLINIC #7637		6	2	25%	8
THOMAS JEFFERSON UNIVERSITY HOSPITAL		4	4	50%	8
DOH JACKSONVILLE CENTRAL LABORATORY		3	5	63%	8
FOUNTAINVIEW BY FIVE STAR QUALITY CARE		7	1	13%	8
MEDEXPRESS URGENT CARE - SWANSEA, N ILLINOIS ST		7	1	13%	8
DR PHILLIPS MEDICAL WELLNESS CENTER		8			8
ATLANTIC CONSOLIDATED LABORATORY		8			8
ST VINCENTS AMBULATORY CARE INC DBA		5	3	38%	8
FAMILY MEDICINE OF WESTON LLC			8	100%	8
THE WOLFF CENTER FOR CHILD & ADOLESCENT HEALTH			8	100%	8
JX REF LAB			8	100%	8
CONSULATE HEALTH CARE		7	1	13%	8
CARE ATC - CITY OF BOYNTON BEACH	1	2	5	63%	8
MINUTECLINIC, LLC, #4160		5	3	38%	8
NITIN BAWA PROFESSIONAL ASSOCIATES			8	100%	8
TRUE HEALTH		5	3	38%	8
BAPTIST OUTPATIENT			8	100%	8
ORLANDO MEDICAL CENTER PL		1	7	88%	8
FLORIDA CLINICAL LAB		1	7	88%	8
FLORIDA HOSPITAL WINTER PARK		7	1	13%	8
HEALTHMARK REGIONAL HOSPITAL LAB		4	4	50%	8
SEA LEVEL LABS			8	100%	8
MEDEXPRESS URGENT CARE - WASHINGTON		6	2	25%	8
INTERNAL MEDICINE ASSOCIATES OF JACKSON HOSPITAL			8	100%	8
CLEARWATER PEDIATRIC CARE		1	7	88%	8
MID-HUDSON VALLEY DIVISION OF WESTCHESTER MEDICAL		8			8
GENE STREET LABORATORIES, LLC		6	2	25%	8
MINUTECLINIC DIAGNOSTIC OF TN PC #386		7	1	13%	8
SURGOINSVILLE PHARMACY		8			8
BAPTIST PEDIATRICS		6	2	25%	8
JACKSON CLINIC PA,THE		4	4	50%	8
THE MARY IMOGENE BASSETT HOSPITAL		8			8
OPTUM SILVER LAKES			8	100%	8

COVID-19: testing by laboratory

Data through Feb 18, 2021 verified as of Feb 19, 2021 at 09:25 AM

Data in this report are provisional and subject to change.

The numbers in the table below represent the number of Florida and non-Florida residents for whom test results were received by the Department of Health. A person can be tested by more than one laboratory and can have both positive and negative results. **Therefore, the sum of the numbers in each column will be larger than the total number of people tested.**

Reporting lab	Inconclusive	Negative	Positive	Percent positive	Total
ORMOND BEACH CENTRA CARE			8	100%	8
BRADENTON PHYSICIANS MEDICAL CENTER			7	100%	7
NEMOURS CHILDREN'S HOSPITAL			7	100%	7
SOMA MEDICAL CENTER MD PA #7 PEDIATRICS			7	100%	7
ELLIS HOSPITAL LABORATORY		6	1	14%	7
KANSAS DEPARTMENT OF HEALTH		2	5	71%	7
CARENOW URGENT CARE-SOUTHLAKE			7	100%	7
CVS CA9165POCT SAN DIEGO		7			7
BERRYHILL MANOR		7			7
MEDEXPRESS URGENT CARE - MAPLE DRIVE		7			7
OPTUM PRIMARY CARE - FOUNTAIN OAKS		3	4	57%	7
MANATEE PEDIATRICS			7	100%	7
CVS PHARMACY #8800		5	2	29%	7
ORLANDO FAMILY MEDICAL INC		7			7
COMMUNITY MEDICAL AND DENTAL CARE INC		7			7
MINUTE CLINIC DIAGNOSTIC OF SOUTH CAROLINA		6	1	14%	7
NORTHDALE REHABILITATION CENTER			7	100%	7
SOUTH FLORIDA ENT ASSOCIATES, INC			7	100%	7
MEDEXPRESS URGENT CARE, JOHNSTOWN		6	1	14%	7
FHPG_EXP CARE W HILLSBOROUGH			7	100%	7
PENINSULA CARE AND REHABILITATION CENTER			7	100%	7
MEDICAL PAVILION CLINIC			7	100%	7
FLORIDA CANCER SPECIALISTS & RESEARCH INSTITUTE		6	1	14%	7
RAYMOND BASRI MD		7			7
ACCENTCARE		7			7
KEYSTONE PLACE AT NAPLES PRESERVE		4	3	43%	7
CVS OH2543POCT CANFIELD		5	2	29%	7
UNIVERSITY OF WASHINGTON MEDICAL CENTER			7	100%	7
RIVER OAKS TREATMENT CENTER			7	100%	7
IRL MARKET LAB			7	100%	7
DOCTOR'S IN-HOUSE LAB/COMMUNITY HEALTH CENTERS OF PINELLAS -PINELLAS P			7	100%	7
PENN MEDICINE PRINCETON MEDICAL CENTER		6	1	14%	7
HOLY GARDEN ALF, INC.		7			7
CORAL LANDING ASSISTED LIVING		5	2	29%	7
OCALA FAMILY MEDICAL CENTER		7			7
WYOMING COUNTY COMMUNITY HOSPITAL LABORATORY		7			7
MEDEXPRESS URGENT CARE-DUBOIS		7			7
PEDIATRICS URGENT CARE, LLC			7	100%	7
BOCA BIOLISTICS LLC			7	100%	7
CARENOW URGENT CARE-DONELSON		5	2	29%	7
TRUE HEALTH DIAGNOSTICS		1	6	86%	7
PBC FOUND CARE INC			7	100%	7
MINUTECLINIC DIAGNOSTIC OF NORTH CAROLINA, PC		6	1	14%	7
CVS MINUTE CLINIC DIAGNOSTIC OF VIRGINIA		7			7
CVS MINUTE CLINIC DIAGNOSTIC OF TEXAS,LLC		5	2	29%	7
LEMOYNE COLLEGE WELLNESS CENTER FOR		7			7

COVID-19: testing by laboratory

Data through Feb 18, 2021 verified as of Feb 19, 2021 at 09:25 AM

Data in this report are provisional and subject to change.

The numbers in the table below represent the number of Florida and non-Florida residents for whom test results were received by the Department of Health. A person can be tested by more than one laboratory and can have both positive and negative results. **Therefore, the sum of the numbers in each column will be larger than the total number of people tested.**

Reporting lab	Inconclusive	Negative	Positive	Percent positive	Total
BROWNE MEDICAL		5	2	29%	7
1 TOUCH TOTALCARE SOLUTIONS		6	1	14%	7
INTEGRATED FAMILY MEDICAL CENTER			7	100%	7
HEARTLAND PEDIATRICS OF LAKE PLACID			7	100%	7
HEALTH CARE LABORATORY SERVICES		1	6	86%	7
CVS NC4165POCT BREVARD		5	2	29%	7
OSWEGO HOSPITAL LABORATORY		6	1	14%	7
LIZS ADULT CARE		7			7
PANCARE HEALTH - HOSFORD SCHOOL			7	100%	7
COLUMBIA MEMORIAL HOSPITAL		7			7
UHEALTH UNIVERSITY OF MIAMI			7	100%	7
ENCOMPASS HEALTH REHABILITATION OF SEA PINES		7			7
Florida Clinical Laboratory		1	6	86%	7
RICH STREET GROUP HOME			7	100%	7
CVS HEALTH MINUTE CLINIC		1	6	86%	7
FHMG_FM AND IM AVALON PARK		2	5	71%	7
FLORIDA SCHOOL FOR THE DEAF AND THE BLIND			7	100%	7
OKLAHOMA STATE DEPARTMENT OF HEALTH-PUBLIC HEALTH LABORATORY			7	100%	7
Thermopolis Rehabilitation Wellness		7			7
LONGWOOD PEDIATRICS LLC			7	100%	7
DALLAS COUNTY HEALTH AND HUMAN SERVICES			7	100%	7
SIMEDHEALTH LLC		2	5	71%	7
NORTHERN DUTCHESS HOSPITAL LABORATORY		5	2	29%	7
FLORIDA HOSPITAL KISSIMMEE		4	3	43%	7
NORTH FLORIDA MEDICAL CENTERS INC		1	6	86%	7
UF HEALTH			7	100%	7
FLORIDA DIGESTIVE AND LIVER SPECIALIST		7			7
CARESOUTH HHA HOLDINGS OF TALLAHASSEE LLC		7			7
EMBRY-RIDDLE AERONAUTICAL UNIVERSITY HEALTH			7	100%	7
NEMOURS CHILDREN'S URGENT			7	100%	7
EL PARAISO HOME INC		7			7
DOCTORS CLINICAL LABORATORY, INC		5	2	29%	7
BLOOMINGDALE PEDIATRIC ASSOCIATES PA			7	100%	7
PEDIATRICS OF CENTRAL FLORIDA		5	2	29%	7
SUPERIOR RESIDENCES AT CALA HILLS		7			7
MERCY HEALTH—MUSKEGON		6	1	14%	7
NEW YORK PRESBYTERIAN - LOWER MANHATTAN		7			7
LEPE'S HOUSE			7	100%	7
ATMORE NURSING CENTER		6	1	14%	7
KENDALL REGIONAL MEDICAL CNTR			7	100%	7
LEE COUNTY HEALTH DEPARTMENT		4	3	43%	7
ST VINCENT'S CHILTON		5	2	29%	7
NYU WINTHROP HOSPITAL PATHOLOGY		7			7
MC DIAGNOSTIC OF CONNECTICUT, PC #1966		7			7
PALM POINT BEHAVIORAL HEALTH		7			7
DIAGNOSTIC CLINIC		6	1	14%	7

COVID-19: testing by laboratory

Data through Feb 18, 2021 verified as of Feb 19, 2021 at 09:25 AM

Data in this report are provisional and subject to change.

The numbers in the table below represent the number of Florida and non-Florida residents for whom test results were received by the Department of Health. A person can be tested by more than one laboratory and can have both positive and negative results. **Therefore, the sum of the numbers in each column will be larger than the total number of people tested.**

Reporting lab	Inconclusive	Negative	Positive	Percent positive	Total
Parkside Villa		7			7
LPG PULMONOLOGY-COCONUT POINT		6	1	14%	7
MINUTECLINIC DIAGNOSTIC OF OKLAHOMA		5	2	29%	7
SOUTH COM HEALTH CLINIC, DEPT. OF THE ARMY		7			7
Ocoee Health Care Center		7			7
LYNMOORE,THE		7			7
FLORIDA CENTER FOR DERMATOLOGY LABORATORY			7	100%	7
JUPITER ISLAND PUBLIC SAFETY		5	2	29%	7
ADVANCED HEALTHCARE ASSOCIATES		7			7
MEDEXPRESS URGENT CARE - FAYETTEVILLE		5	2	29%	7
LEE MEMORIAL HEALTH SYSTEM		4	3	43%	7
VICTORIAN MANOR		2	5	71%	7
MINUTE CLINIC LLC #5706		6	1	14%	7
CVS TN5601POCT LENOIR CITY		7			7
DYNAMIC HEALTH CENTERS INC		3	4	57%	7
GENTRY PARK ORLANDO ASSISTED LIVING		6	1	14%	7
ST CLOUD COMPOUNDING PHARMACY & WELLNESS CENTER		7			7
CITY OF NAPLES FIRE RESCUE		5	2	29%	7
AVON PARK PEDIATRICS			7	100%	7
ST. CLOUD PHARMACY AND WELLNESS CENTER		3	4	57%	7
CAREATC INC BRANDON	1	6			7
ORLANDO FAMILY PHYSICIANS			7	100%	7
ABBAY MANOR RETIREMENT RESIDENCE INC		7			7
MINUTECLINIC, LLC #244		6	1	14%	7
JOHNS HOPKINS ALL CHILDRENS			7	100%	7
MINUTECLINIC DIAGNOSTIC OF TN PC #242		5	2	29%	7
MINUTE-CLINIC DIAGNOSTIC OF VIRGINIA		6	1	14%	7
ORLANDO ORTHOPAEDIC CENTER		5	2	29%	7
ILLINOIS DEPARTMENT OF PUBLIC HEALTH			7	100%	7
MIAMI COMPREHENSIVE MEDICINE GROUP PA		4	3	43%	7
ADVENT HEALTH APOPKA		3	4	57%	7
SCHOOL OF PHARMACY AND PHARMACEUTICAL		7			7
BROOKDALE LAKE ORIENTA			7	100%	7
PASSPORT HEALTH			7	100%	7
MINUTECLINIC DIAGNOSTIC OF TN PC #6363		7			7
NOVANT HEALTH INPATIENT CARE		2	5	71%	7
LAWTON CHILES HEALTH CENTER		1	6	86%	7
MINUTECLINIC DIAGNOSTIC OF ILLINOIS LL		7			7
GRACE WELLNESS CENTER LLC		6	1	14%	7
VAIL VALLEY MEDICAL CENTER			7	100%	7
QUE		4	3	43%	7
CARENOW URGENT CARE-MADISON		7			7
MEDEXPRESS URGENT CARE - HOT SPRINGS		7			7
VERMONT DEPARTMENT OF HEALTH		1	6	86%	7
SONORA QUEST LABORATORIES			7	100%	7
BAYCARE MEDICAL GROUP		1	6	86%	7

COVID-19: testing by laboratory

Data through Feb 18, 2021 verified as of Feb 19, 2021 at 09:25 AM

Data in this report are provisional and subject to change.

The numbers in the table below represent the number of Florida and non-Florida residents for whom test results were received by the Department of Health. A person can be tested by more than one laboratory and can have both positive and negative results. **Therefore, the sum of the numbers in each column will be larger than the total number of people tested.**

Reporting lab	Inconclusive	Negative	Positive	Percent positive	Total
FLORIDA HOSPITAL APOPKA		6	1	14%	7
WILDLIGHT LAB			7	100%	7
EXPRESS CARE OF TAMPA BAY LLC		2	5	71%	7
ECLRS		2	5	71%	7
CAPRONA GROUP HOME			6	100%	6
NORTHEAST ALABAMA REGIONAL MEDICAL CENTER		3	3	50%	6
BETH ISRAEL DEACONESS MEDICAL CENTER			6	100%	6
ARBORS OF GULF BREEZE, THE		6			6
UNILAB		2	4	67%	6
UNILAB OF DADE INC			6	100%	6
PATHGROUP LABS, LLC		4	2	33%	6
PROHEALTH MED		1	5	83%	6
LIFELINK TISSUE BANK D/B/A LIFELINK TISSUE BANK		6			6
MINUTECLINIC, LLC #03268		5	1	17%	6
THE PALMS REHABILITATION AND HEALTHCARE CENTER		5	1	17%	6
DR. PHILLIPS MEDICAL WELLNESS CENTER		3	3	50%	6
VIERA PEDIATRICS		1	5	83%	6
MINUTECLINIC LLC (1435)		6			6
ATLANTIC COMMUNITY HIGH SCHOOL		5	1	17%	6
BAYFRONT FAMILY HEALTH CENTER			6	100%	6
SOMA MEDICAL CENTER PA #4			6	100%	6
MINUTECLINIC, LLC #05038		6			6
MINUTE CLINIC LLC #2775		6			6
ST LUKES ROOSEVELT LABORATORY		6			6
MINUTE CLINIC LLC #4017		6			6
MEDEXPRESS URGENT CARE - HUNTINGTON WE		6			6
MINUTE CLINIC DIAGNOSTIC OF TEXAS, LLC		6			6
MINUTECLINIC, LLC #1586		4	2	33%	6
DOTHAN WEST FAMILY MEDICINE		4	2	33%	6
WIREGRASS MEDICAL CENTER			6	100%	6
Avalon Healthcare and Rehabilitation Center			6	100%	6
PALM HARBOR DERMATOLOGY		4	2	33%	6
PERSONAL PHYSICIAN CARE PA			6	100%	6
PALMETTO HEALTH ALLIANCE		3	3	50%	6
AVANTE AT ORMOND BEACH INC			6	100%	6
BOCA VIPEDIATRICS			6	100%	6
MEDEXPRESS URGENT CARE - MIDLOTHIAN		6			6
ENTRUST IMMEDIATE CARE			6	100%	6
CDRX INFUSION			6	100%	6
LUMADOC HEALTH		4	2	33%	6
Northwell Lab		2	4	67%	6
MINUTECLINIC DIAGNOSTIC OF NEW JERSEY,		5	1	17%	6
ST. LUCIE COUNTY HEALTH DEPARTMENT		4	2	33%	6
JERSEY SHORE MEDICAL CENTER		6			6
WATAUGA MEDICAL CENTER		4	2	33%	6
MIAMI RESCUE MISSION CLINIC INC			6	100%	6

COVID-19: testing by laboratory

Data through Feb 18, 2021 verified as of Feb 19, 2021 at 09:25 AM

Data in this report are provisional and subject to change.

The numbers in the table below represent the number of Florida and non-Florida residents for whom test results were received by the Department of Health. A person can be tested by more than one laboratory and can have both positive and negative results. **Therefore, the sum of the numbers in each column will be larger than the total number of people tested.**

Reporting lab	Inconclusive	Negative	Positive	Percent positive	Total
PANCARE HEALTH - KATE SMITH ELEMENTARY		1	5	83%	6
FLORIDA MEDICAL SPECIALISTS		2	4	67%	6
FAMILY MEDICINE MEDICAL DRIVE		6			6
CVS NC5591POCT STATESVILLE		5	1	17%	6
ARLINGTON OF NAPLES		6			6
MINUTECLINIC MINUTECLINIC #8505		4	2	33%	6
HOLLY HILL HOME INFUSION SERVICE		5	1	17%	6
DOCTORS EXPRESS OF ST PETERSBURG			6	100%	6
EXPRESS TEST			6	100%	6
Baptist Village Retirement Communities		6			6
TIMBER CREEK PEDIATRICS		6			6
CVS MINUTE CLINIC, LLC #22		5	1	17%	6
VIBRANT AMERICA		4	2	33%	6
LISTENING DOCTOR PLLC, THE		1	5	83%	6
TERENCE B MITCHELL MD, INC		2	4	67%	6
DANIEL M LIBBY MD PLLC		6			6
MEDEXPRESS URGENT CARE - TARENTUM		5	1	17%	6
BAYCARE ALLIANT HOSPITAL			6	100%	6
GULF COAST PEDIATRICS OF SARASOTA PA		1	5	83%	6
CVS MINUTE CLINIC DIAGNOSTIC OF NEW JERSEY		6			6
MINUTECLINIC, LLC #03965		6			6
MINUTE-CLINIC DIAGNOSTIC OF VIRGINIA, LLC #2003		5	1	17%	6
XPRESS URGENT CARE LLC		6			6
SOUTHEASTERN DERMATOLOGY GROUP PA		5	1	17%	6
MEDEXPRESS URGENT CARE - RICHMOND, NINE MILE RD		5	1	17%	6
PUBLIC HEALTH LAB		6			6
FAMILY CARE MEDICAL CENTER			6	100%	6
CAN COMMUNITY HEALTH, INC		6			6
BROWARD COUNTY HEALTH DEPT.			6	100%	6
THE VILLAGES REGIONAL HOSPITAL FREESTANDING		3	3	50%	6
AMERICAN HEALTH ASSOC. LABORATORY SOUTH		4	2	33%	6
OAK HARBOR ASSISTED LIVING FACILITY		4	2	33%	6
CITIZENS BAPTIST MEDICAL CENTERS LAB		5	1	17%	6
YAZJI PEDIATRIC CARE LLC DBA TUKA PEDIATRICS			6	100%	6
MEDEXPRESS URGENT CARE - CULPEPER		6			6
MINUTECLINIC DIAGNOSTIC OF SC, LLC #2		5	1	17%	6
MINUTECLINIC DIAGNOSTIC OF GEORGIA, LL		5	1	17%	6
THE CLINIC PREMISE HEALTH			6	100%	6
CAREWELL 301 - WARWICK			6	100%	6
TEXAS MEDCLINIC			6	100%	6
PARTNERS PHARMACY OF FLORIDA LLC		6			6
STPET		4	2	33%	6
FLORIDA DEPARTMENT OF HEALTH IN SARASOTA COUNTY		5	1	17%	6
MEDEXPRESS URGENT CARE-PITTSFIELD		6			6
QUICK CARE MED WALK IN AND URGENT CARE			6	100%	6
PR HEALTH		1	5	83%	6

COVID-19: testing by laboratory

Data through Feb 18, 2021 verified as of Feb 19, 2021 at 09:25 AM

Data in this report are provisional and subject to change.

The numbers in the table below represent the number of Florida and non-Florida residents for whom test results were received by the Department of Health. A person can be tested by more than one laboratory and can have both positive and negative results. **Therefore, the sum of the numbers in each column will be larger than the total number of people tested.**

Reporting lab	Inconclusive	Negative	Positive	Percent positive	Total
MIAMI BEACH COMMUNITY HEALTH CENTER INC			6	100%	6
CAMELLIA AT DEERWOOD		2	4	67%	6
WE SCREEN LLC		6			6
MD NOW MEDICAL CENTER			6	100%	6
MINUTE CLINIC INCORPORATE		6			6
FRESENIUS KIDNEY CARE DUNEDIN			6	100%	6
UT MEMPHIS UNIVERSITY HEALTH SERVICES			6	100%	6
MEDEXPRESS URGENT CARE - STATE COLLEGE		5	1	17%	6
SUFFRIDGE DRIVE GROUP HOME		6			6
THE WINDSOR OF OCALA		2	4	67%	6
AMERICAN EAGLE LEESBURG AL LLC DBA VISTA LAKE			6	100%	6
CURATIVE		1	5	83%	6
JOHN T MATHER MEMORIAL HOSPITAL LABORATORY		5	1	17%	6
MINUTECLINIC #2860		4	2	33%	6
FAMILY TREE PRIMARY CARE		5	1	17%	6
GLEN FALLS HOSPITAL DEPARTMENT OF PATHOLOGY		6			6
CAPITAL HEALTH PLAN LABORATORIES			6	100%	6
MEDEXPRESS URGENT CARE - STAUNTON		2	4	67%	6
MEDICAL CENTER AT OCEAN REEF		1	5	83%	6
CVS MINUTE CLINIC DIAGNOSTIC PA #3060		5	1	17%	6
MINUTECLINIC DIAGNOSTIC OF NORTH CAROLINA PC #5341		4	2	33%	6
MARSHALL MEDICAL CENTER SOUTH LAB		5	1	17%	6
URGENT TEAM - MUSCLE SHOALS		6			6
MC DIAGNOSTIC OF CONNECTICUT , PC # 3		4	2	33%	6
FIRST COAST CARDIOVASCULAR INSTITUTE PA			6	100%	6
MEDEXPRESS URGENT CARE - BATTLE CREEK		4	2	33%	6
SOUTH FLORIDA BAPTIST HOSPITAL			6	100%	6
BETHESDA COMMUNITY HEALTH CENTER			6	100%	6
LEE PHYSICIAN GROUP		5	1	17%	6
MEDEXPRESS URGENT CARE - ELM GROVE		5	1	17%	6
CITYMD		1	5	83%	6
SUMTER COUNTY HEALTH DEPARTMENT		1	5	83%	6
CVS NATIONAL HARBOR MD2297714CV		6			6
MEDEXPRESS URGENT CARE - MT LEBANON		4	2	33%	6
DELIVER MY MEDS CORP		6			6
TERRACINA LLC		1	5	83%	6
BROWARD TRANSITIONAL CENTER			6	100%	6
BROOKDALE CLERMONT			6	100%	6
INTERNAL MEDICINE LIPID AND WELNNESS PRACTICE			6	100%	6
CVS MINUTE CLINIC DIAGNOSTIC MED GRP OF SAN		4	2	33%	6
TAMIAMI LAB MILLENIUM			6	100%	6
SV DIAGNOSTIC LAB			6	100%	6
CONCENTRA			6	100%	6
CAPE CORAL URGENT CARE		3	3	50%	6
ANYLABTEST NOW			6	100%	6
CURATIVE CARE CENTER INC		1	5	83%	6

COVID-19: testing by laboratory

Data through Feb 18, 2021 verified as of Feb 19, 2021 at 09:25 AM

Data in this report are provisional and subject to change.

The numbers in the table below represent the number of Florida and non-Florida residents for whom test results were received by the Department of Health. A person can be tested by more than one laboratory and can have both positive and negative results. **Therefore, the sum of the numbers in each column will be larger than the total number of people tested.**

Reporting lab	Inconclusive	Negative	Positive	Percent positive	Total
MEDEXPRESS URGENT CARE - IRVING		6			6
ASCENSION ST VINCENT'S CLAY COUNTY			6	100%	6
GRACE REHABILITATION CENTER OF VERO BEACH		4	2	33%	6
RIVER CITY PRIMARY AND URGENT CARE			6	100%	6
AARK LABORATORY		6			6
LOUISIANA DEPT OF HEALTH			6	100%	6
TAMPA URGENT CARE			6	100%	6
SANDGATE GARDENS REHAB & NURSING CENTER		3	3	50%	6
LAKEVIEW TERRACE HOME HEALTH SERVICES LLC			6	100%	6
ENIGMA DIAGNOSTIC, INC.			6	100%	6
MINUTE CLINIC DIAGNOSTIC OF PENNSYLVANIA		6			6
CHILDREN'S HOSPITAL OF PHILADELPHIA		5	1	17%	6
CVS MINUTE CLINIC DIAGNOSTIC OF TN #6044		6			6
PLEASANTVILLE OF SEBASTIAN LLC			6	100%	6
MEDEXPRESS URGENT CARE-PETERS TWP		5	1	17%	6
DEPARTMENT OF HEALTH AND HUMAN SERVICES STATE OF NEW HAMPSHIRE			6	100%	6
BAYSHORE POINTE NURSING AND REHAB CENTER			6	100%	6
VITAS HEALTH INC			6	100%	6
URGENT TEAM - HUNTSVILLE		5	1	17%	6
MINUTECLINIC DIAGNOSTIC OF VIRGINIA		6			6
NORTHSIDE HOSPITAL ATLANTA		3	3	50%	6
NORTH PINELLAS CHILDRENS MEDICAL CENTER INC			6	100%	6
LONG ISLAND JEWISH FOREST HILLS HOSPITAL		6			6
ETHOS LABORATORIES		6			6
FLORIDA WOMAN CARE LABORATORY			6	100%	6
CVS PA6902POCT BRYN MAWR		4	2	33%	6
FLORIDA PREMIER MEDICAL CARE PA			6	100%	6
SAINT PETER'S UNIVERSITY HOSPITAL		6			6
NORTH FLORIDA PEDIATRICS JASPER			6	100%	6
HUNTERS CREEK PEDIATRICS		6			6
MINUTECLINIC DIAGNOSTICS OF IND, LLC		6			6
EDWARD S BENNETT MD PLLC		6			6
NIGHT LITE PEDIATRICS CENTER		1	5	83%	6
Centrastate Medical Center		5	1	17%	6
UCARE			6	100%	6
MERCY COLLEGE HEALTH OFFICE		6			6
PRESBYTERIAN HOME		6			6
CRESTWOOD MEDICAL CENTER		4	2	33%	6
PM PEDIATRICS OF BAYSIDE PLLC		5			5
RIO PINAR HEALTH CARE			5	100%	5
EAST BANK HOSPITAL - UNIVERSITY OF MINNESOTA MEDICAL CENTER			5	100%	5
NELSON BIOLOGICAL			5	100%	5
FOUNDCARE, INC			5	100%	5
GOOD SAMARITAN MEDICAL CENTER			5	100%	5
BAYSHORE LABORATORY		4	1	20%	5
ST MARYS MEDICAL CENTER			5	100%	5

COVID-19: testing by laboratory

Data through Feb 18, 2021 verified as of Feb 19, 2021 at 09:25 AM

Data in this report are provisional and subject to change.

The numbers in the table below represent the number of Florida and non-Florida residents for whom test results were received by the Department of Health. A person can be tested by more than one laboratory and can have both positive and negative results. **Therefore, the sum of the numbers in each column will be larger than the total number of people tested.**

Reporting lab	Inconclusive	Negative	Positive	Percent positive	Total
EP LTC PHARMACY		4	1	20%	5
MEDEXPRESS URGENT CARE - CLARKSBURG		5			5
MINUTECLINIC, LLC #1492		5			5
QUEST DIAGNOSTICS PSC		1	4	80%	5
NU WAVE MEDICAL CENTER			5	100%	5
MINUTECLINIC, LLC, DBA MINUTECLINIC #2		5			5
LEWIS COUNTY MANOR		5			5
INDIAN RIVER PRIMARY CARE PA		5			5
MINUTECLINIC DIAGNOSTIC OF ILLINOIS		4	1	20%	5
CAREHERE LCS- EUSTIS			5	100%	5
FINLAY		1	4	80%	5
THE UNIVERSITY OF VERMONT MEDICAL CENTER		4	1	20%	5
MIAMI MEDICAL CONSULTANT PA			5	100%	5
MD NOW MEDICAL CENTER INC			5	100%	5
AEL KNOXVILLE			5	100%	5
SOUTHERN OCEAN MEDICAL CENTER		5			5
MINUTE CLINIC DIAGNOSTIC OF NORTH CAROLINA		5			5
UNIVERSITY OF CHICAGO MEDICAL CENTER LAB			5	100%	5
PHYSICIANS IMMEDIATE CARE ELGIN			5	100%	5
PM PEDIATRICS OF SELDEN		3	2	40%	5
MEDEXPRESS URGENT CARE - BECKLEY CROSS		4	1	20%	5
KETTERING HEALTH			5	100%	5
CVS MINUTE CLINIC DIAG OF IND LLC #5206		4	1	20%	5
SOUTH FLORIDA FAMILY HEALTH & RESEARCH CTR			5	100%	5
UF HEALTH PATHOLOGY LABORATORIES			5	100%	5
TANNER MEDICAL CENTER EAST AL		5			5
CVS OH3476POCT TIPP CITY		5			5
XRL SXF REF LAB		5			5
DISCOVERY VILLAGE AT STUART		2	3	60%	5
MINUTECLINIC DIAGNOSTIC OF TN PC #442		4	1	20%	5
LAKE COUNTY DETENTION CENTER		3	2	40%	5
PATIENT FIRST - LEESBURG			5	100%	5
PINECREST PEDIATRICS GROUP LLC			5	100%	5
PIEDMONT HOSPITAL LAB			5	100%	5
AHF PUBLIC HEALTH LABORATORY			5	100%	5
ADVENTHEALTH MEDICAL GROUP PEDIATRIC & ADOLESCENT		4	1	20%	5
URGENT CARE OF ERWIN		5			5
MINUTECLINIC, LLC #4682		3	2	40%	5
HENDRY REGIONAL CONVENIENT CARE CENTER			5	100%	5
MEDEXPRESS URGENT CARE - WILLIAMSPORT		4	1	20%	5
MINUTECLINIC DIAG OF IND LLC #6998		4	1	20%	5
MINUTE-CLINIC DIAGNOSTIC OF VIRGINIA, LLC #794		5			5
BEACH HOUSE		5			5
WILSON PEDIATRICS			5	100%	5
PRINCIPLE HOSPICE SERVICE, LLC			5	100%	5
MEDEXPRESS URGENT CARE - BLUEFIELD		4	1	20%	5

COVID-19: testing by laboratory

Data through Feb 18, 2021 verified as of Feb 19, 2021 at 09:25 AM

Data in this report are provisional and subject to change.

The numbers in the table below represent the number of Florida and non-Florida residents for whom test results were received by the Department of Health. A person can be tested by more than one laboratory and can have both positive and negative results. **Therefore, the sum of the numbers in each column will be larger than the total number of people tested.**

Reporting lab	Inconclusive	Negative	Positive	Percent positive	Total
MEASE CONTINUING CARE		3	2	40%	5
LIVING WATERS MEDICAL CENTER			5	100%	5
MINUTECLINIC DIAG OF IND, LLC #2387		5			5
ADVANCED URGENT CARE OF MARATHON		1	4	80%	5
MCR HEALTH LAWTON CHILES ADMINISTRATION STE A		1	4	80%	5
DEPARTMENT OF HEALTH AND HUMAN SERVICES LANSING			5	100%	5
PEDIATRICS OF ALTAMONTE		5			5
GUTHRIE MEDICAL GROUP LABORATORIES		5			5
LAFAYETTE NURSING AND REHAB			5	100%	5
MEDEXPRESS URGENT CARE-NESHANNOCK TWP		4	1	20%	5
GREENVILLE MEMORIAL HOSPITAL LAB			5	100%	5
FLORIDA DEPARTMENT OF HEALTH - INVERNESS		3	2	40%	5
COPELAND MEDICAL CLINIC		3	2	40%	5
PRECISION LABS LLC		2	3	60%	5
PANCARE HEALTH - ALTHA PUBLIC			5	100%	5
Enterprise Health and Rehabilitation Center		5			5
ADVENT HEALTH MEDICAL GROUP FAMILY AND INTERNAL MEDICINE AT AVALON PAR		4	1	20%	5
MINUTECLINIC MINUTECLINIC #4977		3	2	40%	5
FLEET LANDING			5	100%	5
CVS NY491POCT JACKSON HEIGHTS		5			5
BROWNE MEDICAL LLC		3	2	40%	5
ALL CHILDREN'S HOSPITAL DEPT OF GENERAL PEDIATRICS			5	100%	5
MAXCARE CLINIC			5	100%	5
ST CHARLES BEND LABORATORY		4	1	20%	5
STATCARE URGENT & WALK IN MEDICAL CARE		3	2	40%	5
OPTUMCARE FLORIDA, LLC		3	2	40%	5
UNIVERSITY OF MIAMI / SCCC RESEARCH LABORATORY			5	100%	5
INFECTION CONTROL/ EMPHEALTH		3	2	40%	5
MINUTECLINIC, LLC #7139		5			5
HEALTH AND WELLNESS CENTER			5	100%	5
ST BARNABAS HOSPITAL		5			5
EASTCHESTER PEDIATRIC MEDICAL GROUP		5			5
NORTH DADE NURSING AND REHABILITATION CENTER			5	100%	5
MINUTECLINIC, LLC #1470		5			5
RELIANT IMMUNE DIAGNOSTICS			5	100%	5
JUPITER ISLAND MEDICAL CLINIC INC		5			5
CVS NC7588POCT ASHEVILLE		5			5
UCF STUDENT HEALTH SERVICES LABORATORY		2	3	60%	5
OCHSNER MEDICAL CENTER			5	100%	5
PEDIATRIC URGENT HEALTH CARE			5	100%	5
DIXIE COUNTY EMERGENCY SERVICES			5	100%	5
URGENT CARE OF LONGWOOD			5	100%	5
AMERICAN MEDICAL RESPONSE - DENVER		2	3	60%	5
CVS NJ617POCT CEDAR GROVE		5			5
HELIX KH UC			5	100%	5
BAPTIST HEALTH - TOWN CENTER			5	100%	5

COVID-19: testing by laboratory

Data through Feb 18, 2021 verified as of Feb 19, 2021 at 09:25 AM

Data in this report are provisional and subject to change.

The numbers in the table below represent the number of Florida and non-Florida residents for whom test results were received by the Department of Health. A person can be tested by more than one laboratory and can have both positive and negative results. **Therefore, the sum of the numbers in each column will be larger than the total number of people tested.**

Reporting lab	Inconclusive	Negative	Positive	Percent positive	Total
FHPG FAMILY MEDICAL CENTER OF TAMPA BAY		1	4	80%	5
QUINTON MEMORIAL HEALTH CARE CENTER		5			5
HILLSBOROUGH COUNTY HEALTH DEPARTMENT			5	100%	5
MEDICAL CENTER OF BLOUNTSTOWN			5	100%	5
SUTTER TRACY COMMUNITY HOSPITAL			5	100%	5
FLAGLER HEALTH SERVICES INC			5	100%	5
ST. PETERSBURG PEDIATRICS			5	100%	5
ELITE MD GROUP INC		1	4	80%	5
PEDIATRICS OF CENTRAL FLORIDA - POINCIANA		3	2	40%	5
WHITE WILSON MEDICAL CENTER - FWB		1	4	80%	5
DOC PAM PA		4	1	20%	5
MINNESOTA DEPARTMENT OF HEALTH PUBLIC HEALTH LABORATORY DIVISION	1		4	80%	5
WHEELER LABORATORY		4	1	20%	5
UNIVERSITY HOSPITALS OF CLEVELAND		1	4	80%	5
MEDEXPRESS URGENT CARE PORT HURON		4	1	20%	5
INTERNAL MEDICINE & PRIMARY CARE ASSOCIATES, PLC			5	100%	5
BOROPARK URGENT CARE		4	1	20%	5
Walker BaptistMedCtr		4	1	20%	5
REHABILITATION CENTER AT JUPITER GARDENS		5			5
NOVANT HEALTH UVA		2	3	60%	5
OMNICARE PHARMACY OF TEXAS 1, LP DBA OMNICARE		5			5
LAKE MARY HEALTH AND REHABILITATION CENTER		1	4	80%	5
ST JOHNS BIOMEDICAL LAB		5			5
CARL R DARNALL ARMY MEDICAL CENTER			5	100%	5
APEX HOME HEALTH CARE		4	1	20%	5
GRAND VILLA OF PALM COAST		5			5
JOHN T MACKAY MD			5	100%	5
CARENOW URGENT CARE - CENTRAL AUSTIN		1	4	80%	5
MEDEXPRESS - COLLINSVILLE BELT LINE		3	2	40%	5
AUGUSTA HEALTH			5	100%	5
WESTMINSTER SHORES			5	100%	5
COOPER HOSPITAL/UNIVERSITY MEDICAL		5			5
Lenox on the Lake			5	100%	5
FLORIDA PRIMARY & SPECIALTY CARE		5			5
CLEVELAND CLINIC MARTIN HEALTH NURSING & RESTORATIVE		5			5
CHAMPLAIN VALLEY PHYSICIANS HOSPITAL		3	2	40%	5
ADVICE FOR OPTIMAL WELLNESS		2	3	60%	5
CVS IN6654POCT INDIANAPOLIS		4	1	20%	5
PHYSICIANS URGENT CARE BERRY FARMS		4	1	20%	5
TALLAHASSEE VA OPC		4	1	20%	5
JACKSON SOUTH COMMUNITY HOSPITAL LAB			5	100%	5
MINUTE CLINIC, LLC #1434		5			5
Kennedy University Hospital		5			5
MEDEXPRESS URGENT CARE-MUNCIE		5			5
NORTH SHORE HEMATOLOGY-ONCOLOGY ASSOCIATES, PC		5			5
CVS NC6402POCT DAVIDSON		3	2	40%	5

COVID-19: testing by laboratory

Data through Feb 18, 2021 verified as of Feb 19, 2021 at 09:25 AM

Data in this report are provisional and subject to change.

The numbers in the table below represent the number of Florida and non-Florida residents for whom test results were received by the Department of Health. A person can be tested by more than one laboratory and can have both positive and negative results. **Therefore, the sum of the numbers in each column will be larger than the total number of people tested.**

Reporting lab	Inconclusive	Negative	Positive	Percent positive	Total
CYPRESS CREEK MEDICAL CENTER			5	100%	5
UNIVERSITY OF MIAMI MILLER SCHOOL OF MEDICINE			5	100%	5
UPMC HEALTH SYSTEM		4	1	20%	5
FLORIDA CLINICAL LABORATORY - BIOREFERENCE LABORATORIES		2	3	60%	5
PUTNAM HOSPITAL CENTER LABORATORY		5			5
FORSYTH HOUSE			5	100%	5
MINUTE CLINIC DIAGNOSTIC OF MICHIGAN PC		5			5
RUSH UNIVERSITY MEDICAL CENTER LABORATORY			5	100%	5
MINUTECLINIC DIAGNOSTIC OF NEVADA #87		3	2	40%	5
PHYSICIANS FOR CHILDREN			5	100%	5
PRECISION DIAGNOSTICS INC - NJ		5			5
WAKEMED		1	4	80%	5
URGENT CARE COASTAL GA			5	100%	5
MCKENZIE-WILLAMETTE MEDICAL CENTER LAB		5			5
OHIO DEPARTMENT OF HEALTH			5	100%	5
ALPHADERA LABS, LLC			5	100%	5
MINUTECLINIC DIAGNOSTIC OF TN PC #643		3	2	40%	5
RURAL HEALTH CARE INC			5	100%	5
DICKSON MEDICAL ASSOCIATES PC PATH LAB		4	1	20%	5
COMMONS AT ORLANDO LUTHERAN TOWERS SNF			5	100%	5
CVS SC7556POCT WEST COLUMBIA		5			5
HAWTHORNE HEALTH AND REHABILITATION			5	100%	5
STATCARE URGENT AND WALK-IN MEDICAL CA		5			5
JACKSONVILLE VA UNIVERSITY OPC		5			5
DOCS URGENT CARE		1	4	80%	5
URGENT MED INC		3	2	40%	5
UW MEDICINE VIROLOGY LAB			5	100%	5
MOUNT SINAI BROOKLYN LABORATORY		4	1	20%	5
LPG PEDIATRICS AT CAPE CORAL		5			5
KEYSTONE REHABILITATION AND HEALTH CENTER		1	4	80%	5
ELITE CARE			5	100%	5
COLUMBIA MEMORIAL HOSPITAL LABORATORY		5			5
MEDEXPRESS URGENT CARE - GLENDALE		5			5
JOE DIMAGGIO CHILDREN'S HOSPITAL		1	4	80%	5
MINUTECLINIC DIAGNOSTIC MED GRP OF CA		4	1	20%	5
MC DIAGNOSTIC OF CONNECTICUT, PC #1043		5			5
WOODHULL MEDICAL AND MENTAL HEALTH CTR		5			5
YUSRA MEDICAL ASSOCIATES PA		3	2	40%	5
MINUTECLINIC DIAGNOSTIC OF PENNSYLVANIA, LLD #1545		5			5
CVS TX7827POCT ROUND ROCK		5			5
APOLLO GARDENS RETIREMENT RESIDENCE CARE		5			5
LABCORP UNSPECIFIED		5			5
FRESENIUS KIDNEY CARE SOUTH ORLANDO			5	100%	5
BROOKDALE NEW PORT RICHEY			5	100%	5
URGENT TEAM - NASHVILLE		5			5
MEDEXPRESS URGENT CARE MORGANTOWN		5			5

COVID-19: testing by laboratory

Data through Feb 18, 2021 verified as of Feb 19, 2021 at 09:25 AM

Data in this report are provisional and subject to change.

The numbers in the table below represent the number of Florida and non-Florida residents for whom test results were received by the Department of Health. A person can be tested by more than one laboratory and can have both positive and negative results. **Therefore, the sum of the numbers in each column will be larger than the total number of people tested.**

Reporting lab	Inconclusive	Negative	Positive	Percent positive	Total
NOVADX		2	3	60%	5
DIXITKUMAR N MODI MD PA			5	100%	5
COMPUNET CLINICAL LAB			5	100%	5
HAVEN HOSPICE IN CHIEFLAND			5	100%	5
AURORA UNIVERSITY WELLNESS CENTER	5				5
PALM GARDEN OF SUN CITY			5	100%	5
SIGNATURE URGENT CARE			5	100%	5
MAXHEALTH		4	1	20%	5
TULLAHOMA HMA, LLC		4	1	20%	5
MANATEE COUNTY JAIL		4	1	20%	5
RIVERVIEW ALF OPERATOR LLC			5	100%	5
DIAGNOSTECHS		4	1	20%	5
CLAY PRIMARY & FAMILY CARE LLC			5	100%	5
INNOVATIVE COVID-DIVERSEY			5	100%	5
MEDEXPRESS URGENT CARE MURRYSVILLE		3	2	40%	5
PREMIER FAMILY HEALTH PA			5	100%	5
FRANCES WARDE MEDICAL LABORATORY		2	3	60%	5
PEACHTREE IMMEDIATE CARE			5	100%	5
Army Residence Community		5			5
ADVENTHEALTH CAR CENTER APOPKA			5	100%	5
MINUTE CLINIC DIAGNOSTIC OF TN PC #64		5			5
MIZELL MEMORIAL HOSPITAL			5	100%	5
ABSOLUTE HEALTH		5			5
MINUTE CLINIC LLC #10203		5			5
CONCENTRA URGENT CARE		1	4	80%	5
MIAMI CANCER INSTITUTE			5	100%	5
WATERTOWN URGENT CARE PLLC		5			5
COVID RAPID LABS			5	100%	5
OCCMED SOLUTIONS		2	3	60%	5
CVS NV408817POCT LAS VEGAS		1	4	80%	5
FLORIDA PRIMARY CARE AND SPORTS MEDICINE INC		2	3	60%	5
MINUTECLINIC DIAGNOSTIC OF OHIO #7790		3	2	40%	5
MINUTECLINIC DIAGNOSTIC OF SC, LLC #7		3	2	40%	5
FLORIDA HOSPITAL LAKE MARY		5			5
LAKE NONA PEDIATRICS IN ASSOCIATION WITH NEMOURS		5			5
WEST PACIFIC MEDICAL LABORATORY			5	100%	5
GULF COAST VETERANS HCS PANAMA CITY OPC		5			5
SHEEPSHEAD BAY URGENT CARE		5			5
EGL GENETICS DIAGNOSTICS			5	100%	5
CENTREX CLINICAL LABS INC		5			5
LABS PLUS LLC		5			5
Life Care Center of Estero			5	100%	5
NORTHPORT MEDICAL CENTER LAB		5			5
UT SOUTHWESTERN MEDICAL CENTER			5	100%	5
MINUTECLINIC DIAGNOSTIC OF WISCONSIN, LLC		4			4
ENCOMPASS HOME HEALTH		4			4

COVID-19: testing by laboratory

Data through Feb 18, 2021 verified as of Feb 19, 2021 at 09:25 AM

Data in this report are provisional and subject to change.

The numbers in the table below represent the number of Florida and non-Florida residents for whom test results were received by the Department of Health. A person can be tested by more than one laboratory and can have both positive and negative results. **Therefore, the sum of the numbers in each column will be larger than the total number of people tested.**

Reporting lab	Inconclusive	Negative	Positive	Percent positive	Total
COVID TESTING LLC			4	100%	4
UF HEALTH PATHOLOGY LABORATORIES			4	100%	4
AURORA BAYCARE UROLOGY			4	100%	4
PRL NYC PANDEMIC RESPONSE LAB			4	100%	4
INFINITI LABS INC			4	100%	4
ADVENT HEALTH - TUSKAWILLA		4			4
EMORY UNIVERSITY HOSPITAL		1	3	75%	4
MINUTECLINIC DIAGNOSTIC OF VIRGINIA, LLC #1656		4			4
PALMS WEST HOSPITAL			4	100%	4
MEDEXPRESS URGENT CARE PLEASANT HILLS		3	1	25%	4
CLINICAL LABORATORIES OF THE BUFFALO		3	1	25%	4
PINELLAS POINT NURSING AND REHAB			4	100%	4
MEMORIAL HEALTHCARE SYSTEM		1	3	75%	4
ManorCare Rehabilitation Center- Decatur		4			4
WYOMING PUBLIC HEALTH LAB			4	100%	4
SIGNATURE CARE EMERGENCY CENTER		2	2	50%	4
MONROE COUNTY DEPT OF PUBLIC HEALTH ST		4			4
Metro West Nursing and Rehab			4	100%	4
CHILDREN'S MEDICAL GROUP		4			4
MD NOW URGENT CARE - DELRAY WEST			4	100%	4
AHC of Mckenzie		4			4
MARION AND BERNARD L SAMSON NURSING CENTER			4	100%	4
SONIC REFERENCE LABORATORY			4	100%	4
AIREVAC INTERNATIONAL		4			4
MINUTECLINIC DIAG OF IND, LLC #6697		4			4
ADVENTHEALTH NEW SMYRNA BEACH COMMUNITY HEALTH			4	100%	4
BENEVA LAKES HEALTHCARE & REHAB CENTER			4	100%	4
GRAND VILLA OF LAKE LAND		4			4
FLORIDA HEART AND VASCULAR			4	100%	4
ELITE MEDICAL CENTER			4	100%	4
MEDEXPRESS URGENT CARE - LOGAN		4			4
FCHC (OB)-DARWIN SQUARE CTR.			4	100%	4
SANFORD SOUTH UNIVERSITY		4			4
CVS OH3080POCT HUBER HEIGHTS		4			4
LOUISIANA DEPT. OF HEALTH AND HOSPITALS-INFECTIOUS DISEASE EPI SECTION			4	100%	4
EASTERN FLORIDA STATE COLLEGE - PALM BAY CAMPUS			4	100%	4
OHSU MOLECULAR MICROBIOLOGY LAB		3	1	25%	4
LAKE FOREST PARK OP CO LLC		4			4
SOUTHWESTERN REGIONAL MEDICAL CENTER - TULSA		4			4
UNC HOSPITAL/MCLENDON CLINICAL LABORATORIES			4	100%	4
COVENIENT CARE MEDICAL CLINIC			4	100%	4
MONTANA DEPARTMENT OF PUBLIC HEALTH & HUMAN SERVICES			4	100%	4
MINUTECLINIC DIAG OF IND LLC #1367		4			4
REHABILITATION CENTER OF WINTER PARK,THE			4	100%	4
CVS MINUTE CLINIC DIAGNOSTIC OF TEXAS		3	1	25%	4
DYNACARE LABORATORIES			4	100%	4

COVID-19: testing by laboratory

Data through Feb 18, 2021 verified as of Feb 19, 2021 at 09:25 AM

Data in this report are provisional and subject to change.

The numbers in the table below represent the number of Florida and non-Florida residents for whom test results were received by the Department of Health. A person can be tested by more than one laboratory and can have both positive and negative results. **Therefore, the sum of the numbers in each column will be larger than the total number of people tested.**

Reporting lab	Inconclusive	Negative	Positive	Percent positive	Total
TARPON SPRINGS PEDIATRICS, LLC			4	100%	4
MINUTECLINIC, LLC #5707		4			4
BIRMINGHAM VAMC		1	3	75%	4
CVS TN7698POCT KNOXVILLE		4			4
WINCHESTER MEDICAL CENTER			4	100%	4
MINUTE CLINIC #8979		4			4
HAMPTON ALF AT 24TH ROAD LLC			4	100%	4
CVS CT718POCT ANSONIA		4			4
MINUTE CLINIC DIAGNOSTIC MED GRP		3	1	25%	4
UNIVERISTY OF MIAMI			4	100%	4
FAMILY TREE DNA			4	100%	4
Crowne Health Care of Montgomery		4			4
COMPASSION PEDIATRIC URGENT CARE LLC			4	100%	4
SunTerrace Health Care Center		3	1	25%	4
MINUTECLINIC DIAG OF IND LLC #8651		3	1	25%	4
CVS HEALTH, #2043		4			4
CVS GA2236POCT WOODSTOCK		4			4
MINUTECLINIC DIAGNOSTIC OF MAINE, LLC		2	2	50%	4
Mill Valley Care Center		4			4
SCIENCE CARE			4	100%	4
MEDEXPRESS URGENT CARE - FREDERICK		4			4
LEON MEDICAL CENTERS, LLC			4	100%	4
STONE CLINICAL LABORATORIES OF FL LLC		4			4
FIFTH AVENUE PEDIATRICS		3	1	25%	4
PRIMECARE		2	2	50%	4
MEDEXPRESS URGENT CARE - WEIRTON		4			4
SJH			4	100%	4
LEVY COUNTY SHERRIF'S DEPT			4	100%	4
CAPE COD HOSPITAL			4	100%	4
ARKANSAS DEPARTMENT OF HEALTH			4	100%	4
SARASOTA MEDICAL CENTER			4	100%	4
MEDEXPRESS URGENT CARE, FAIRMONT		4			4
RANDOLPH DIABETES AND WELLNESS		3	1	25%	4
COMPREHENSIVE CLINICAL RESEARCH, LLC			4	100%	4
CENTERPLACE HEALTH, INC			4	100%	4
MAILBOX DIAGNOSTICS		2	2	50%	4
FAMILY MEDICINE AT WATERMAN		4			4
Sunrise Health and Rehabilitation Center			4	100%	4
PALM BEACH CANCER INSTITUTE			4	100%	4
MEDEXPRESS URGENT CARE - FORT WORTH S		3	1	25%	4
MINUTECLINIC, LLC #1431		3	1	25%	4
MERCY URGENT CARE			4	100%	4
SHARP MEMORIAL HOSPITAL MICROBIOLOGY DEPT			4	100%	4
Park Ridge Nursing Center		3	1	25%	4
ANTHONY-BROWN PHARMACY		4			4
CALIFORNIA DEPARTMENT OF PUBLIC HEALTH			4	100%	4

COVID-19: testing by laboratory

Data through Feb 18, 2021 verified as of Feb 19, 2021 at 09:25 AM

Data in this report are provisional and subject to change.

The numbers in the table below represent the number of Florida and non-Florida residents for whom test results were received by the Department of Health. A person can be tested by more than one laboratory and can have both positive and negative results. **Therefore, the sum of the numbers in each column will be larger than the total number of people tested.**

Reporting lab	Inconclusive	Negative	Positive	Percent positive	Total
LIFEPLUS HEALTHCARE GROUP INC		4			4
GEORGE E WEEMS MEMORIAL HOSPITAL LAB		3	1	25%	4
WESLEY CHAPEL INTERNAL MEDICINE AND PEDIATRICS			4	100%	4
PM PEDIATRICS OF SELDEN PLLC		4			4
LATCHER LABORATORY OF A O FOX MEMORIAL		2	2	50%	4
THE OASIS ALF		4			4
OKLAHOMA STATE UNIVERSITY DIAGNOSTIC LAB			4	100%	4
IMIC INC RESEARCH			4	100%	4
MEDEXPRESS URGENT CARE - MBURG COMMONS		4			4
INTRACOASTAL LABS INC		4			4
Health Care Center of Jacksonville			4	100%	4
BEECHTREE MOLECULAR LAB LLC			4	100%	4
PEDIATRICS IN BREVARD-COCOA BEACH		2	2	50%	4
DEPARTMENT OF HEALTH AND HUMAN SERVICES		2	2	50%	4
BELLIN HEALTH LAB		1	3	75%	4
THE DOCTORS CENTER HEALTHCARE-SOUTHSIDE		1	3	75%	4
DEACONESS HOSPITAL			4	100%	4
CVS NJ836POCT RUNNEMEDE		4			4
Heartland of Boynton Beach			4	100%	4
DEVEREUX FLORIDA CHILDRENS CENTER			4	100%	4
ManorCare Health Services Camp Hill		4			4
WELLMED AT BRANDON REGIONAL		3	1	25%	4
MEDEXPRESS URGENT CARE - WICHITA, S SENECA ST		2	2	50%	4
ADVANCED PEDIATRICS OF BOCA LLC			4	100%	4
Kroger 449 - The Little Clinic Mountain Park		4			4
ROAN DRUG COMPANY LLC		4			4
URGENT CARE - OCONEE		2	2	50%	4
FLORIDA HOSPITAL ALTAMONTE		2	2	50%	4
QUALITY MEDICAL CARE			4	100%	4
FLORIDA CANCER SPECIALISTS AND RESEARCH		2	2	50%	4
MINUTECLINIC DIAGNOSTIC OF RHODE ISLAN		4			4
CAPTAIN JAMES A. LOVELL FEDERAL HEALTHCARE CENTER			4	100%	4
MASSASHUSETTS STATE LAB INSTITUTE		1	3	75%	4
Calusa Harbour			4	100%	4
HUNT CLUB MEDICAL CARE			4	100%	4
MEDEXPRESS URGENT CARE - TEAYS VALLEY		3	1	25%	4
MD ANDERSON			4	100%	4
KENTUCKY CABINET FOR HEALTH AND FAMILY SERVICES			4	100%	4
LIFE CARE HOME HEALTH SERVICES LLC		1	3	75%	4
STEBEN COUNTY PUBLIC HEALTH		4			4
NAVAL MEDICAL CENTER SAN DIEGO			4	100%	4
AHC Decatur County		4			4
COURTYARD GARDENS OF BOYNTON BEACH, LLC		1	3	75%	4
MINUTECLINIC DIAGNOSTIC OF OHIO #3407		4			4
Grace Rehabilitation of Vero Beach		4			4
CVS SC2736POCT MURRELLS INLET		4			4

COVID-19: testing by laboratory

Data through Feb 18, 2021 verified as of Feb 19, 2021 at 09:25 AM

Data in this report are provisional and subject to change.

The numbers in the table below represent the number of Florida and non-Florida residents for whom test results were received by the Department of Health. A person can be tested by more than one laboratory and can have both positive and negative results. **Therefore, the sum of the numbers in each column will be larger than the total number of people tested.**

Reporting lab	Inconclusive	Negative	Positive	Percent positive	Total
PORT ORANGE NURSING & REHAB			4	100%	4
MEDICINE SHOPPE #1306 THE		3	1	25%	4
CELERION			4	100%	4
HARBORCHASE OF VILLAGES CROSSING			4	100%	4
MEDEXPRESS URGENT CARE - YORK		1	3	75%	4
INDUSTRY LAB DIAGNOSTIC PARTNERS			4	100%	4
Signature Healthcare of Savannah		4			4
BETH ISRAEL MEDICAL CENTER LABS		4			4
ACCESS RECOVERY SOLUTIONS LLC			4	100%	4
MINUTECLINIC, LLC, DBA MINUTECLINIC #6		4			4
OVIEDO CHILDRENS HEALTH CENTER LLC		1	3	75%	4
NEMOURS CHILDREN'S CLINIC			4	100%	4
FHCP - ORMOND BEACH			4	100%	4
MINUTECLINIC DIAG OF IND, LLC #10190		4			4
ALBION COLLEGE (ABBOTT)		4			4
CRESTAR LABS		2	2	50%	4
Oakwood - North Baldwins Center for Living		4			4
MEDEXPRESS URGENT CARE - SUMMERSVILLE, WEBSTER RD		4			4
MEDICAL CENTER ENTERPRISE			4	100%	4
MINUTECLINIC DIAGNOSTIC OF KENTUCKY		4			4
MEDEXPRESS URGENT CARE - PRINCETON		4			4
ASCENDI HOME HEALTH AGENCY INC			4	100%	4
MINUTECLINIC DIAG OF IND, LLC #6472		4			4
MEDEXPRESS - NEW CASTLE, DUPONT HWY		4			4
CAREWELL 202			4	100%	4
FLORIDA HEALTHCARE OF ORLANDO			4	100%	4
PDL PHARMACY CORP			4	100%	4
COMPASSION PEDIATRICS			4	100%	4
FLORIDA HEALTH CARE PLANS STIRLING CENTER			4	100%	4
PHYSICIANS QUALITY CARE			4	100%	4
DERMATOLOGY SPECIALISTS OF FL - DR. JON WARD			4	100%	4
Advanced Care Center			4	100%	4
MEMORIAL HEALTH CARE SYSTEMS			4	100%	4
DISCOVERY VILLAGE AT DEERWOOD			4	100%	4
TRUE HEALTH- HOFFNER		3	1	25%	4
BAPTIST HEALTH MEDICAL CENTER			4	100%	4
CARE ONE PRIMARY CARE			4	100%	4
LIFEHOPE LABS			4	100%	4
POWERS PEDIATRICS			4	100%	4
GENUS DIAGNOSTICS			4	100%	4
CVS PA233POCT NEWTOWN SQUARE		4			4
COMMUNITY HEALTH CENTER OF WEST PALM BEACH			4	100%	4
EXPRESS TESTING-ONE			4	100%	4
CELEBRATION PEDIATRICS PA			4	100%	4
REELFOOT FAMILY WALK IN CLINIC		3	1	25%	4
CELEBRATION PEDIATRICS			4	100%	4

COVID-19: testing by laboratory

Data through Feb 18, 2021 verified as of Feb 19, 2021 at 09:25 AM

Data in this report are provisional and subject to change.

The numbers in the table below represent the number of Florida and non-Florida residents for whom test results were received by the Department of Health. A person can be tested by more than one laboratory and can have both positive and negative results. **Therefore, the sum of the numbers in each column will be larger than the total number of people tested.**

Reporting lab	Inconclusive	Negative	Positive	Percent positive	Total
WINTER PARK INTERNAL MEDICINE MD PA		3	1	25%	4
PANCARE HEALTH YOUNGSTOWN			4	100%	4
HOME DOCS		2	2	50%	4
CVS OH3301POCT WOODMERE		4			4
CORIZON HEALTH INC			4	100%	4
MEDEXPRESS URGENT CARE- FORT WORTH N T		4			4
TALLAHASSEE MEMORIAL HEALTHCARE			4	100%	4
L3HARRIS FAMILY MEDICAL CENTER			4	100%	4
REFUGE A HEALING PLACE, THE			4	100%	4
HEALTHY MINORS PEDIATRIC URGENT CARE		4			4
ACCENT PHYSICIAN SPECIALISTS PA		4			4
MINUTE-CLINIC DIAGNOSTIC OF VIRGINIA,		4			4
MINUTECLINIC, DIAGNOSTIC OF TEXAS, LL		4			4
CVS MD2956POCT NEW MARKET		3	1	25%	4
BAYLOR ESOTERIC AND MOLECULAR LAB			4	100%	4
PEACEHEALTH LABORATORIES		3	1	25%	4
JOSEF SCHENKER, MD, PC		4			4
RELIANT ACUTE CARE			4	100%	4
CVS OH2342POCT WEST CHESTER		3	1	25%	4
MARSHFIELD LABORATORIES			4	100%	4
MINUTE CLINIC, LLC #4650		4			4
BOONE DRUG & HEALTHCARE AT DEERFIELD			4	100%	4
REDMED OF CROSSTOWN		1	3	75%	4
CVS DC1340POCT WASHINGTON		4			4
CVS TX7821POCT LEAGUE CITY		4			4
BLUETAIL MEDICAL GROUP, LLC		3	1	25%	4
SOUTH FLORIDA PEDIATRIC PARTNERS			4	100%	4
UNIVERSITY OF WASHINGTON MEDICAL CENTER (UWMC) EMERGENCY DEPT.			4	100%	4
JUPITER CLINIC			4	100%	4
MINUTECLINIC DIAGNOSTIC OF PENNSYLVAN		3	1	25%	4
MEDEXPRESS URGENT CARE - MARKHAM STREE		3	1	25%	4
BOND & STEELE CLINIC PA D/B/A BOND CLINIC PA		4			4
MINUTECLINIC, LLC #1796		3	1	25%	4
NEULIFE NEUROLOGICAL SERVICES LLC			4	100%	4
MORGAN STANLEY HEALTH CENTER		4			4
PILGRIM PHARMACY INC		4			4
MINUTECLINIC DIAGNOSTIC OF VIRGINIA, LLC #255		4			4
CAPITAL HEALTH LABORATORY INC			4	100%	4
EPI			4	100%	4
IMMUNOGENOMICS LLC		1	3	75%	4
CVS PA1671POCT LANCASTER		4			4
PHYSICIANS IMMEDIATE CARE AURORA			4	100%	4
SUNRISE SENIOR LIVING OF JACKSONVILLE			4	100%	4
COMMUNITY PHYSICIANS OF NORTH PORT PA			4	100%	4
MINUTECLINIC DIANOSTIC OF VIRGINA, LL		3	1	25%	4
MEDEXPRESS URGENT CARE - KOKOMO		4			4

COVID-19: testing by laboratory

Data through Feb 18, 2021 verified as of Feb 19, 2021 at 09:25 AM

Data in this report are provisional and subject to change.

The numbers in the table below represent the number of Florida and non-Florida residents for whom test results were received by the Department of Health. A person can be tested by more than one laboratory and can have both positive and negative results. **Therefore, the sum of the numbers in each column will be larger than the total number of people tested.**

Reporting lab	Inconclusive	Negative	Positive	Percent positive	Total
PRINCETON BMC LABORATORY		4			4
HEALTHCARE NETWORK OF SOUTHWEST FLORIDA			4	100%	4
USCG SECTOR ST PETE		1	3	75%	4
CVS TN2179POCT MURFREESBORO		4			4
HEART OF FLORIDA HEALTH CENTER INC		1	3	75%	4
MEDEXPRESS URGENT CARE LAVALE		4			4
VITAL CARE URGENT CARE			4	100%	4
CVS MA394POCT SEEKONK		4			4
GENEVA GENERAL HOSPITAL LABORATORY		3	1	25%	4
ASCENSION ST VINCENT'S MEDICAL CENTER		3	1	25%	4
MINUTE CLINIC OF KANSAS PA		1	3	75%	4
GENTLE HANDS MOBILE PHLEBOTOMY			4	100%	4
ALASKA PUBLIC HEALTH LAB		1	3	75%	4
ADVENTHEALTH MEDICAL GROUP PEDIATRICS		1	3	75%	4
SYNEXUS CLINICAL RESEARCH US INC		2	2	50%	4
MINUTECLINIC DIAGNOSTIC OF OHIO #2964		4			4
BETHPAGE EXTENDED HOURS CENTER		4			4
DEPARTMENT OF PATHOLOGY ROME MEMORIAL		3	1	25%	4
CAYUGA COUNTY HEALTH DEPARTMENT		3	1	25%	4
MINUTECLINIC OF NEVADA-2955 S FT APACH		4			4
THE RETREAT AT PORT ORANGE			4	100%	4
MEDEXPRESS URGENT CARE - SOMERSET TOWNSHIP		4			4
CVS MA2172POCT NORTH GRAFTON		4			4
ALLIANCE PEDIATRICS PA			4	100%	4
GUTHRIE MEDICAL GROUP - CORNING		3	1	25%	4
INVERNESS FAMILY CARE HIGH RISK PLLC			4	100%	4
INTERMARKET FACILITY			4	100%	4
FAMILY MEDICINE AT WINTER PARK			4	100%	4
MEDEXPRESS - NEWARK		4			4
State Lab Unspecifd			4	100%	4
BARTON MEMORIAL HOSPITAL		3	1	25%	4
CELAL GUROL ERBAY, MD			4	100%	4
MAINE DEPARTMENT OF HEALTH AND HUMAN SERVICES			4	100%	4
THE LITTLE CLINIC			4	100%	4
CVS NY549POCT RIDGEWOOD		2	2	50%	4
ST. MARY'S HOSPITAL			4	100%	4
OMNICARE PHARMACY OF TEXAS 1		4			4
AFFINITY URGENT CARE			4	100%	4
CONSOLIDATED LABORATORY SERVICES			4	100%	4
MIAMI COMMUNITY HEALTH CENTER INC		1	3	75%	4
THONOTOSASSA COMMUNITY HEALTH CENTER		1	3	75%	4
PARADIGM LABORATORIES			4	100%	4
ALVARO J DANGOND MD PA		4			4
GASTROENTEROLOGY ASSOC OF PENSACOLA, PA		2	2	50%	4
SIGNATURE CARE MONTROSE		2	2	50%	4
MEDEXPRESS URGENT CARE HUNTINGTON		4			4

COVID-19: testing by laboratory

Data through Feb 18, 2021 verified as of Feb 19, 2021 at 09:25 AM

Data in this report are provisional and subject to change.

The numbers in the table below represent the number of Florida and non-Florida residents for whom test results were received by the Department of Health. A person can be tested by more than one laboratory and can have both positive and negative results. **Therefore, the sum of the numbers in each column will be larger than the total number of people tested.**

Reporting lab	Inconclusive	Negative	Positive	Percent positive	Total
NOT GIVEN		1	3	75%	4
DEPARTMENT OF HEALTH/ NEW YORK			4	100%	4
VIDANT MEDICAL CENTER			4	100%	4
ARCPPOINT LABS OF FORT LAUDERDALE, FL CENTRAL		1	3	75%	4
CAREATC, INC.			4	100%	4
CAREWELL URGENT CARE			4	100%	4
SOUTHEASTERN REGIONAL MEDICAL CENTER			4	100%	4
MEDEXPRESS URGENT CARE - SOUTH PARKERSBURG		4			4
MEDEXPRESS URGENT CARE - TULSA, S YALE AVE		4			4
Westminster Manor		3	1	25%	4
FLORENCE - HUNTSVILLE HOSPITAL URGENT CARE		3	1	25%	4
BAPTIST HEALTH URGENT CARE AT PLANTATION		3	1	25%	4
APOPKA FAMILY HEALTH CENTER		3	1	25%	4
DIAMOND SPEEDWAY DIALYSIS		1	3	75%	4
HARBOUR ISLAND PEDIATRICS LLC			4	100%	4
CONSULATE HEATH CARE AT WEST ALTAMONTE			4	100%	4
TRIDENT BIOMETRICS		3	1	25%	4
CVS NV9841POCT RENO		2	2	50%	4
CARENOW URGENT CARE - WINTER SPRINGS		3	1	25%	4
DIAGNOSTIC & MEDICAL SPECIALISTS OF GREENWICH		2	2	50%	4
Rutgers Health Rwj University Hospital - Laboratory		2	2	50%	4
CARENOW URGENT CARE-HERMITAGE			4	100%	4
ST PETE DIRECT PRIMARY CARE		2	2	50%	4
UNION CITY MANOR NURSING CENTER		4			4
MEDEXPRESS URGENT CARE SHADYSIDE		3	1	25%	4
CVS TX8387POCT AUSTIN		4			4
MEDEXPRESS URGENT CARE - MOUNTAIN HOME		3	1	25%	4
PANCARE HEALTH - PONCE DE LEON			4	100%	4
BIOTEST PLASMA CENTER		4			4
PELICAN LANDING		1	3	75%	4
FISHERMEN'S HOSPITAL			4	100%	4
WALGREENS #07034		4			4
DTR LABS		3	1	25%	4
FLORIDA MEDICAL ASSOCIATES LLC			4	100%	4
GRAND AVE PHARMACY			4	100%	4
Millennium Nursing & Rehab Center		4			4
MEDLAB INC		4			4
WILLIAM A HINTON STATE LABORATORY INSTITUTE		1	3	75%	4
GREATER MOBILE URGENT CARE - SPRINGHILL			3	100%	3
MOULTRIE CREEK NURSING AND REHAB			3	100%	3
CVS NC3319POCT CHARLOTTE		2	1	33%	3
CVS PA5890POCT MONROEVILLE		2	1	33%	3
APEX CLINICAL LABORATORIES INC		3			3
LAHEY CLINIC MEDICAL CENTER			3	100%	3
CVS GA3766POCT DACULA		1	2	67%	3
MEDEXPRESS URGENT CARE - WALDORF, CRAIN HWY		3			3

COVID-19: testing by laboratory

Data through Feb 18, 2021 verified as of Feb 19, 2021 at 09:25 AM

Data in this report are provisional and subject to change.

The numbers in the table below represent the number of Florida and non-Florida residents for whom test results were received by the Department of Health. A person can be tested by more than one laboratory and can have both positive and negative results. **Therefore, the sum of the numbers in each column will be larger than the total number of people tested.**

Reporting lab	Inconclusive	Negative	Positive	Percent positive	Total
CANOPY PEDIATRICS		3			3
THE CLINIC OF PEDIATRICS & GI MEDICINE, INC			3	100%	3
Gulfport Rehabilitation Center			3	100%	3
WALGREENS NO 19542		3			3
CORTLAND COUNTY HEALTH DEPARTMENT		3			3
LITTLE SPURS PEDIATRIC URGENT CARE		1	2	67%	3
FLORIDA DEPARTMENT OF HEALTH SEMINOLE COUNTY		1	2	67%	3
GONZALEZ MD AND ASWAD MD HEALTH SERVICES			3	100%	3
CVS MINUTE CLINIC DIAGNOSTIC MED GRP OF CAL		3			3
ADVANCED URGENT CARE LLC		1	2	67%	3
EXTENDICARE HEALTH & REHAB CENTER		3			3
SCHIFF CENTER FOR LIVER DISEASES		1	2	67%	3
MEDEXPRESS URGENT CARE-PASADENA		3			3
ST. LUKE'S HOSPITAL - BETHLEHEM CAMPUS		1	2	67%	3
UNIVERSITY OF MICHIGAN		2	1	33%	3
MONROE COUNTY FIRE RESCUE		3			3
MPG JACKSONVILLE ATLANTIC BLVD		1	2	67%	3
WINKLER COURT		2	1	33%	3
SMH PHYSICIAN SERVICES INC		3			3
BROOKDALE OAKBRIDGE		1	2	67%	3
AZALEALAND NURSING HOME		3			3
MARYLAND STATE DEPT OF HEALTH	2		1	33%	3
LUVERNE HEALTH AND REHABILITATION		3			3
WAL-MART STORES EAST LP		2	1	33%	3
NOVANT HEALTH PRESBYTERIAN		2	1	33%	3
BROOME COUNTY HEALTH DEPARTMENT		2	1	33%	3
CARE NOW, INC		1	2	67%	3
LPG PRIMARY CARE AT MATTHEW DRIVE		3			3
Greystone Health Care Center		3			3
CVS GA2147POCT KENNESAW		2	1	33%	3
AUSTIN PUBLIC HEALTH			3	100%	3
CAPTIAL REGIONAL MEDICAL CENTER			3	100%	3
MEDEXPRESS-HOUSTON EAST FWY		1	2	67%	3
ESCO DRUG CO INC		3			3
DASCENA, INC			3	100%	3
MEDEXPRESS URGENT CARE, CHAMBERSBURG		2	1	33%	3
Kroger 124 - The Little Clinic University		3			3
CULLMAN REGIONAL MEDICAL CENTER		2	1	33%	3
LINCOLN MEDICAL CENTER		3			3
FHPG TAMPA PRIMARY CARE			3	100%	3
CABELL HUNTINGTON HOSPITAL CLINICAL LAB			3	100%	3
MEDEXPRESS URGENT CARE - WHEELING		2	1	33%	3
CVS MN6811POCT PLYMOUTH		3			3
OHIO CVS STORES		3			3
SOUTH LAKE FAMILY HEALTH CENTER			3	100%	3
LEE COMMUNITY HEALTHCARE INC NORTH FORT MYERS		3			3

COVID-19: testing by laboratory

Data through Feb 18, 2021 verified as of Feb 19, 2021 at 09:25 AM

Data in this report are provisional and subject to change.

The numbers in the table below represent the number of Florida and non-Florida residents for whom test results were received by the Department of Health. A person can be tested by more than one laboratory and can have both positive and negative results. **Therefore, the sum of the numbers in each column will be larger than the total number of people tested.**

Reporting lab	Inconclusive	Negative	Positive	Percent positive	Total
OPTUM OF RED ROAD		3			3
FLORIDA HOSPITAL LABORATORIES		3			3
EMORY BENNETT VETERANS NURSING HOME		3			3
SUMNER REGIONAL MEDICAL CENTER		2	1	33%	3
SIGNATURE CARE PFLUGERVILLE			3	100%	3
URGENT DOC - URGENT CARE CLINIC			3	100%	3
GRADY MEMORIAL HOSPITAL/MICRO			3	100%	3
CVS NC7548POCT FUQUAY VARINA		1	2	67%	3
OPTUM PRIMARY CARE - SILVER LAKES			3	100%	3
PEPIN ACADEMIES-PASCO		3			3
TRANSPLANT GENOMICS INC (EUROFINS)		3			3
SAVANNAH COVE		3			3
CVS CA9113POCT CHULA VISTA		3			3
ADVANCED HEART CARE OF SOUTH FLORIDA		3			3
ALLIANCE LABS @LRMC			3	100%	3
VELOCITY CARE			3	100%	3
RIVER CITY MEDICAL ASSOCIATES INC			3	100%	3
ORLANDO REGIONAL HEALTH SERVICES		1	2	67%	3
ADVANCED PEDIATRICS			3	100%	3
SPARROW CENTRAL LAB			3	100%	3
HARBORCHASE OF STUART			3	100%	3
BARONESS ERLANGER HOSPITAL		3			3
SUPREME LABORATORY			3	100%	3
THE OASIS BEACHSIDE		3			3
MICHIGAN HEALTH CLINIC LABORATORIES		2	1	33%	3
CARESPOT-WELLINGTON			3	100%	3
OHIO HEALTH DOCTORS HOSPITAL			3	100%	3
Kroger 093 - The Little Clinic Stapleton		2	1	33%	3
ALLIANCE FOR MULTISPECIALTY RESEARCH		3			3
ORCHID COVE DAYTONA			3	100%	3
NC STATE LABORATORY OF PUBLIC HEALTH		3			3
FLORIDA LABORATORY ANALYSIS, LLC			3	100%	3
Wynfield Park Health and Rehabilitation		3			3
Cleveland Clinic Weston			3	100%	3
UHEALTH JACKSON URGENT CARE - CUTLER BAY		1	2	67%	3
CVS PA4077POCT BELLE VERNON		3			3
FLAGLER FAMILY MEDICINE PA			3	100%	3
CENTURY LINK SPORTS COMPLEX			3	100%	3
MEDEXPRESS URGENT CARE - WEST ST PAUL, ROBERT ST S		3			3
PROPATH			3	100%	3
HEALTHQUEST, INC		2	1	33%	3
CVS NC7047POCT DURHAM		3			3
COVID PROCESSING SITE			3	100%	3
QUALITY LABORATORY SERVICE		2	1	33%	3
HILLVIEW LABORATORY			3	100%	3
TUFTS MEDICAL CENTER			3	100%	3

COVID-19: testing by laboratory

Data through Feb 18, 2021 verified as of Feb 19, 2021 at 09:25 AM

Data in this report are provisional and subject to change.

The numbers in the table below represent the number of Florida and non-Florida residents for whom test results were received by the Department of Health. A person can be tested by more than one laboratory and can have both positive and negative results. **Therefore, the sum of the numbers in each column will be larger than the total number of people tested.**

Reporting lab	Inconclusive	Negative	Positive	Percent positive	Total
PROMPT CARE OF CENTRAL FLORIDA LLC			3	100%	3
VA PRIMARY CARE ANNEX			3	100%	3
COMMUNITY MEDICAL CENTER			3	100%	3
BROOKDALE LAKE MARY			3	100%	3
MEDEXPRESS URGENT CARE - NORTH LITTLE		2	1	33%	3
GARCIA MORALES NELSON			3	100%	3
SCIENTIFIC LABORATORY DIVISION			3	100%	3
BAPTIST PRIMARY CARE, INC.		2	1	33%	3
TARRANT COUNTY PUBLIC HEALTH		3			3
SARASOTA PERSONAL MEDICINE		2	1	33%	3
TRUE HEALTH - LAKE UNDERHILL		3			3
CVS OH6123POCT CINCINNATI		2	1	33%	3
MINUTECLINIC DIAGNOSTIC OF MICHIGAN, P		3			3
CENTRAL JERSEY URGENT CARE OF BROWN MI		3			3
CVS CA8850POCT HUNTINGTON BEACH		2	1	33%	3
CUMBERLAND HEIGHTS		3			3
LEE MEMORIAL HEALTH SYSTEM D/B/A LEE COMMUNITY		3			3
CROSSVILLE MEDICAL GROUP		1	2	67%	3
COVANCE CLS			3	100%	3
FELICIDAD MEDICAL CENTER INC			3	100%	3
GREENTREE MEDICAL CENTER			3	100%	3
MINUTECLINIC DIAG OF IND, LLC #8645		3			3
GAINESVILLE PEDIATRIC ASSOCIATES			3	100%	3
CENTRAL JERSEY URGENT CARE		3			3
BAPTIST HOSPITAL EMPLOYEE HEALTH OFF			3	100%	3
ACL LABORATORIES INDUSTRIAL TOXICOLOGY			3	100%	3
SINAI PLAZA NURSING AND REHAB CENTER			3	100%	3
CGH MEDICAL CENTER			3	100%	3
Kroger 388 - The Little Clinic Braelinn Village		3			3
INDIANA STATE DEPARTMENT OF HEALTH LABORATORIES			3	100%	3
MINUTECLINIC DIAG OF IND LLC #6840		3			3
AVANTE INVERNESS		1	2	67%	3
MONTANA PUBLIC HEALTH LAB			3	100%	3
LPG PEDIATRICS AT LEHIGH ACRES		2	1	33%	3
NORTHCREST MEDICAL CENTER		1	2	67%	3
MED FUSION			3	100%	3
BAYSIDE LABORATORIES INC		3			3
LIFE CARE CENTER OF SKAGIT VALLEY		3			3
NDX-CORE LAB			3	100%	3
LRHS Southeastern University		2	1	33%	3
MC DIAGNOSTIC OF CONNECTICUT, PC #114		3			3
ABC PEDIATRICS OF PORT ST LUCIE		3			3
MINUTECLINIC, LLC #05814		3			3
FLORIDA HOSPITAL PHYSICIANS GROUP		1	2	67%	3
BAPTIST OUTPATIENT SERVICES			3	100%	3
GRAND VILLA OF MELBOURNE		1	2	67%	3

COVID-19: testing by laboratory

Data through Feb 18, 2021 verified as of Feb 19, 2021 at 09:25 AM

Data in this report are provisional and subject to change.

The numbers in the table below represent the number of Florida and non-Florida residents for whom test results were received by the Department of Health. A person can be tested by more than one laboratory and can have both positive and negative results. **Therefore, the sum of the numbers in each column will be larger than the total number of people tested.**

Reporting lab	Inconclusive	Negative	Positive	Percent positive	Total
FIRST CARE - MIDDLESBORO			3	100%	3
ERIE COUNTY PUBLIC HEALTH CLINICAL		3			3
MEDEXPRESS URGENT CARE NORWIN		3			3
CVS OH3393POCT AURORA		2	1	33%	3
YATES COUNTY PUBLIC HEALTH		3			3
CVS SC1540POCT MYRTLE BEACH		2	1	33%	3
SUMMIT MEDICAL GROUP - WEST ORANGE		3			3
CARENOW-ATASCOCITA			3	100%	3
HARBOUR'S EDGE		2	1	33%	3
CVS NJ715POCT WAYNE		3			3
ADVENT HEALTH MEDICAL GROUP FAMILY MEDICINE			3	100%	3
Kroger 758 - The Little Clinic Providence		3			3
BNR PHARMACY INC		3			3
MODMD LABORATORY		3			3
MINUTE CLINIC LLC #6765		3			3
ARC POINT LABS OF AUSTIN NORTH			3	100%	3
WINDER NURSING INC DBA WINDER HEALTH CARE		3			3
Broadview Multi-Care Center		3			3
HEARTLAND - CHARLESTON OF HANAHAN SC,		3			3
IMMERSION RESIDENTIAL LLC			3	100%	3
Hunterdon Medical Center Laboratory		3			3
DEPARTMENT OF HEALTH AND HUMAN SERVICES DIVISION OF BEHAVIORAL HEALTH		1	2	67%	3
COASTAL SKIN SURGERY AND DERMATOLOGY PL		3			3
VILLAGES HEALTH, THE		3			3
NEMOURS CHILDRENS PRIMARY CARE HORIZON WEST			3	100%	3
TAYLOR MANOR		1	2	67%	3
TIEHH BIOTERRORISM RESPONSE LAB			3	100%	3
MINUTECLINIC, LLC #09202		2	1	33%	3
NEWSTAR MEDICAL LABORATORIES		3			3
MEDIC INFUSION PA		3			3
CVS NJ2815POCT E BRUNSWICK		3			3
SURETOX LABORATORY LLC		2	1	33%	3
Bethany Health and Rehab		3			3
CFP PHYSICIANS GROUP			3	100%	3
ASSOCIATES IN MEDICINE		1	2	67%	3
SOFTCELL L-FORM LABORATORIES, LLC			3	100%	3
SANTOS REHABILITATION CENTER INC			3	100%	3
CAMPAZZI CONCIERGE MEDICAL SERVICES		2	1	33%	3
VIRGINIA DIVISION OF CONSOLIDATED LABORATORIES			3	100%	3
HALIFAX HEALTH CARE FOR WOMEN		3			3
UNIVERSITY OF KANSAS MEDICAL CENTER			3	100%	3
SUNDALE NURSING HOME		3			3
MEDEXPRESS URGENT CARE-ARLINGTON		2	1	33%	3
CVS IL8747POCT CHICAGO		3			3
PATIENT FIRST - ALLENTOWN			3	100%	3
MINUTECLINIC DIAGNOSTIC MED GRP OF SAN		3			3

COVID-19: testing by laboratory

Data through Feb 18, 2021 verified as of Feb 19, 2021 at 09:25 AM

Data in this report are provisional and subject to change.

The numbers in the table below represent the number of Florida and non-Florida residents for whom test results were received by the Department of Health. A person can be tested by more than one laboratory and can have both positive and negative results. **Therefore, the sum of the numbers in each column will be larger than the total number of people tested.**

Reporting lab	Inconclusive	Negative	Positive	Percent positive	Total
Fort Gaines Health and Rehab		3			3
SOUTH MIAMI HOSPITAL			3	100%	3
VICAR'S LANDING NURSING HOME		2	1	33%	3
ADVENT HEALTH - CENTRAL PASCO ER			3	100%	3
PRISMA HEALTH MIDLANDS			3	100%	3
WHITE EARTH IHS MAIN LAB		3			3
BRENTWOOD SENIOR LIVING AT ST PETE			3	100%	3
PARRISH MEDICAL CENTER-WAIVED TESTING		3			3
PEDIATRICS BY THE SEA JOG RD OFFICE			3	100%	3
CVS GA2841POCT LAWRENCEVILLE		3			3
MINUTECLINIC DIAG OF IND, LLC #6910		3			3
NATURE COAST PRIMARY CARE LAB LLC			3	100%	3
MINUTECLINIC DIAG OF IND, LLC #6483		1	2	67%	3
IOWA DEPARTMENT OF PUBLIC HEALTH			3	100%	3
LIVINGSTON COUNTY DEPT OF HEALTH REPRO			3	100%	3
THE MEDICAL GROUP OF SOUTH FLORIDA INC		3			3
MEDFUSION		2	1	33%	3
NORTH SHORE HOSP. INFECTION CONTROL			3	100%	3
GROVES CENTER			3	100%	3
BNC Medical Investors, LLC Berrien Nursing & Rehabilitation Center		3			3
Westside Terrace		3			3
BEEBE MEDICAL CENTER LABORATORY		3			3
Kroger 959 - The Little Clinic Carmel		3			3
MEDEXPRESS URGENT CARE - WILKES BARRE		2	1	33%	3
NORTH DAKOTA DEPT OF HEALTH MICROBIOLOGY		1	2	67%	3
HELIX LW UC		1	2	67%	3
ADVANCED MEDICAL RESEARCH CENTER LLC			3	100%	3
IVY CREEK URGENT CARE OF ENTERPRISE			3	100%	3
FLORIDA MENTOR-POINT WEST CLUSTER		3			3
THE PATHOLOGY LABORATORY		1	2	67%	3
BROOKDALE SENIOR LIVING			3	100%	3
FLORIDA MEDICAL CLINIC -INTERNAL MED DADE CITY			3	100%	3
SHANDS AT LAKE SHORE LAB		1	2	67%	3
MEDEXPRESS URGENT CARE MARTINSBURG		2	1	33%	3
ADRIANA M CASTRO MD PA		3			3
MINUTECLINIC DIAGNOSTIC OF TEXAS LLC		2	1	33%	3
MINUTE CLINIC DIAG OF IND LLC #8674		3			3
WINDSOR AT OCALA		2	1	33%	3
OPENTRONS PRL		2	1	33%	3
HAVEN CUSTEAD CARE CENTER			3	100%	3
MEDEXPRESS URGENT CARE-CHIPPEWA		2	1	33%	3
MT CARMEL PHARMACY INC		3			3
BRADENTON PHYSICIAN MEDICAL CENTER			3	100%	3
CULLMAN REGIONAL URGENT CARE		2	1	33%	3
STEAMBOAT EMERGENCY CENTER			3	100%	3
Marian Manor, Inc		3			3

COVID-19: testing by laboratory

Data through Feb 18, 2021 verified as of Feb 19, 2021 at 09:25 AM

Data in this report are provisional and subject to change.

The numbers in the table below represent the number of Florida and non-Florida residents for whom test results were received by the Department of Health. A person can be tested by more than one laboratory and can have both positive and negative results. **Therefore, the sum of the numbers in each column will be larger than the total number of people tested.**

Reporting lab	Inconclusive	Negative	Positive	Percent positive	Total
PARADISE VILLA ALF INCORPORATED		3			3
CELEBRATION PRIMARY CARE ASSOCIATES LLC		3			3
DEPARTMENT OF HEALTH AND ENVIRONMENTAL CONTROL			3	100%	3
Kroger 627 - The Little Clinic Castleberry		2	1	33%	3
MAYO		1	2	67%	3
ESTERO FIRE RESCUE		3			3
COVENANT PEDIATRICS		1	2	67%	3
FLORIDA DEPARTMENT OF HEALTH IN MIAMI DADE COUNTY		2	1	33%	3
CROWNE HEALTH CARE OF FORT PAYNE		2	1	33%	3
CVS RI1717POCT 1 CVS DR			3	100%	3
CLINICAL CARE ASSOCIATES, INC			3	100%	3
ATLANTIC SURGERY CENTER OF JACKSONVILLE BEACH		3			3
FLORIDA GASTROENTEROLOGY ASSOCIATES PA		3			3
LAKE PEDIATRICS			3	100%	3
JUPITER INTERNAL MEDICINE AND ASSOCIATES			3	100%	3
LAURELLWOOD NURSING CENTER		1	2	67%	3
RHEA MEDICAL CENTER		3			3
CVS TN7289POCT SIGNAL MOUNTAIN		3			3
PREMIER CLINICAL RESEARCH INSTITUTE INC			3	100%	3
MINUTECLINIC LLC #5176			3	100%	3
LAKEVIEW HEALTHCARE SYSTEM LLC			3	100%	3
CVS PA813POCT RICHBORO		3			3
NYC PUBLIC HEALTH LABS			3	100%	3
ALLIED PHYSICIANS GROUP PLLC		3			3
CVS CT1123POCT SOUTHBURY		3			3
NEOGENOMICS LABORATORIES, INC		3			3
MINUTECLINIC #8760		3			3
ANN STORCK CENTER INC		3			3
COASTAL LABORATORIES OF FLORIDA			3	100%	3
SISD EMPLOYEE HEALTH CLINIC			3	100%	3
ELITE PRIMARY CARE OF WAYCROSS			3	100%	3
RICHMOND CITY DEPARTMENT OF PUBLIC HEALTH			3	100%	3
Kennedy University Hospital -Wash Twp L		3			3
SOUTH COUNTY MENTAL HEALTH CENTER INC			3	100%	3
PARKWAY DRUGS OF ONEIDA COUNTY NORTH I		2	1	33%	3
DOCTORS HOSPITAL RENAISSANCE			3	100%	3
AKRON GENERAL MEDICAL CENTER MAIN		3			3
EAST TENNESSEE CHILDREN'S HOSPITAL		2	1	33%	3
COOPER UNIVERSITY HOSPITAL LABORATORY		2	1	33%	3
CALLE OCHO DIALYSIS			3	100%	3
LEE CONVENIENT CARE AT SUMMERLIN			3	100%	3
MEDEXPRESS URGENT CARE - HOLLINS		3			3
CAREHERE LLC			3	100%	3
Magnolia Health and Rehab Center			3	100%	3
VA OUTPATIENT CLINIC-NEW PORT RICHEY			3	100%	3
TMH PHYSICIAN PARTNERS BLOUNTSTOWN			3	100%	3

COVID-19: testing by laboratory

Data through Feb 18, 2021 verified as of Feb 19, 2021 at 09:25 AM

Data in this report are provisional and subject to change.

The numbers in the table below represent the number of Florida and non-Florida residents for whom test results were received by the Department of Health. A person can be tested by more than one laboratory and can have both positive and negative results. **Therefore, the sum of the numbers in each column will be larger than the total number of people tested.**

Reporting lab	Inconclusive	Negative	Positive	Percent positive	Total
QUATRACOR PLLC		3			3
HIALEAH SHORES NURSING AND		2	1	33%	3
SKIPPACK MEDICAL LAB			3	100%	3
MEDEXPRESS URGENT CARE, BELLE VERNON		3			3
24TH WEAPONS OF MASS DESTRUCTION - CIVIL SUPPORT		3			3
NASSAU COUNTY HEALTH DEPARTMENT-FERNANDINA BEACH C		3			3
PINELLAS PARK HEALTH CENTER - PINELLAS CHD		1	2	67%	3
CVS IN6605POCT INDIANAPOLIS		2	1	33%	3
STRINGFELLOW MEMORIAL HOSPITAL		3			3
MEDI-DRUG INC		2	1	33%	3
NEMOURS CHILDRENS PRIMARY CARE MAITLAND			3	100%	3
SUNSHINE STATE DIALYSIS			3	100%	3
BRIGHAM AND WOMEN'S HOSPITAL			3	100%	3
GILCHRIST COUNTY HEALTH DEPT			3	100%	3
Village on the Green			3	100%	3
HENDRY/GLADES COUNTY HEALTH DEPARTMENT		3			3
TMH PHYSICIAN PARTNERS SOUTHWOOD			3	100%	3
LOYOLA UNIVERSITY MEDICAL CENTER LABORATORY			3	100%	3
Lakeview Village		3			3
SSM HEALTH ST LOUIS MICROBIOLOGY LABORATORY		1	2	67%	3
JS HEALTHCARE		2	1	33%	3
SPRING LAKE REHABILITATION CENTER			3	100%	3
WELLMED AT APOLLO BEACH BLVD		1	2	67%	3
BRANDON REGIONAL EMERGENCY CTR			3	100%	3
SOFTLAB			3	100%	3
INTERNAL MEDICINE AND WOUND CARE SPECIALIST LLC		3			3
LOCH HAVEN PEDIATRICS			3	100%	3
MINUTE CLINIC LLC #0169		3			3
ALABAMA DEPT PUBLIC HEALTH			3	100%	3
TIFTON CARECONNECT URGENT CARE			3	100%	3
ST LUKES HOSPITAL LABORATORY		2	1	33%	3
MEDEXPRESS URGENT CARE - LITTLE ROCK		2	1	33%	3
WYOMING DEPT OF HEALTH			3	100%	3
CVS MINUTE CLINIC DIAGNOSTIC OF KANSAS, PA		3			3
ST LUCIE COUNTY HEALTH DEPARTMENT		2	1	33%	3
CVS IN5696POCT FORT WAYNE		3			3
FAMILY MEDICAL CLINIC HOMESTEAD, LLC			3	100%	3
PROHEALTH PRIMARY CARE - GLEN OAKS		3			3
MINUTECLINIC DIAGNOSTIC OF WISCONSIN,		3			3
FAMILY TREE MEDICAL GROUP PA		2	1	33%	3
HEPATOLOGY DIAGNOSTIC LAB			3	100%	3
CVS NC7213POCT MATTHEWS		3			3
MERCY HOSPITAL			3	100%	3
Kroger 339 - The Little Clinic Highlands - Bardstown Road		3			3
DACH MAIN LAB			3	100%	3
PREMIER FAMILY AND SPORTS MEDICINE		2	1	33%	3

COVID-19: testing by laboratory

Data through Feb 18, 2021 verified as of Feb 19, 2021 at 09:25 AM

Data in this report are provisional and subject to change.

The numbers in the table below represent the number of Florida and non-Florida residents for whom test results were received by the Department of Health. A person can be tested by more than one laboratory and can have both positive and negative results. **Therefore, the sum of the numbers in each column will be larger than the total number of people tested.**

Reporting lab	Inconclusive	Negative	Positive	Percent positive	Total
MANORCARE NURSING & REHABILITATION CENTER-NAPLES		3			3
ADVENTHEALTH SEBRING- INFECTION CONTROL DEPARTMENT			3	100%	3
MEDEXPRESS URGENT CARE-CLOQUET		3			3
SCRIPPS CLINIC MEDICAL			3	100%	3
CTRS			3	100%	3
CVS TX8321POCT MCKINNEY		3			3
Bainbridge Health and Rehab		3			3
MEADOWS AT CYPRESS GARDENS, THE		3			3
FRESENIUS MEDICAL CARE			3	100%	3
MOBIL LAB FOR ALL INC		3			3
JOHNNIE RUTH CLARKE LAB			3	100%	3
COMMUNICABLE DISEASE CONTROL/PUBLIC HEALTH EMERGENCY PREPAREDNESS			3	100%	3
SARNO FAMILY PRACTICE		1	2	67%	3
ADVANCED URGENT CARE CENTER OF THE UPPER KEYS		1	2	67%	3
MINUTECLINIC MINUTECLINIC #3665		3			3
NORTH NAPLES HOSPITAL RESPIRATORY THERAPY DEPARTMENT			3	100%	3
MINNEOLA PLACE A HOMEBRIDGE COMMUNITY		3			3
GUIDANCE / CARE CENTER, INC		3			3
HELIX MEDICAL CENTERS		1	2	67%	3
PUBLIC HEALTH TRUST OF MIAMI DADE COUNTY			3	100%	3
CVS IN6757POCT COLUMBUS		3			3
CUMBERLAND MEDICAL CENTER INC		3			3
SUN TERRACE HEALTH CARE CENTER			3	100%	3
BETTERMED URGENT CARE			3	100%	3
MUNSON MEDICAL CENTER			3	100%	3
LEESBURG REGIONAL MEDICAL CENTER URGENT CARE			3	100%	3
GADSDEN COUNTY HEALTH DEPARTMENT			3	100%	3
HOUSTON METHODIST HOSPITAL			3	100%	3
SEMINOLE FAMILY HEALTH CENTER		3			3
TAMPA		1	2	67%	3
THOMAS LANGLEY			3	100%	3
MID FLORIDA CLINICAL LABORATORY		2	1	33%	3
MARION COUNTY FIRE RESCUE		3			3
ASPEN VALLEY HOSPITAL			3	100%	3
NORTHWEST FLORIDA CLINICAL LAB		1	2	67%	3
WEST TN HEALTH MED NORTH		3			3
OURMED		2	1	33%	3
MINUTECLINIC DIAG OF IND, LLC #6648		2	1	33%	3
LEXINGTON MEDICAL CENTER		1	2	67%	3
SENTARA NORFOLK GENERAL HOSPITAL CENTRAL LAB			3	100%	3
MEDEXPRESS URGENT CARE-HERSHEY		2	1	33%	3
Englewood Health and Rehab			3	100%	3
MEDEXPRESS URGENT CARE GREENSBURG		2	1	33%	3
EMERALD COAST CENTER			3	100%	3
CVS MINUTE CLINIC DIAG OF IND, LLC #6549		3			3
JOSEPH SCHENKER MD PC		3			3

COVID-19: testing by laboratory

Data through Feb 18, 2021 verified as of Feb 19, 2021 at 09:25 AM

Data in this report are provisional and subject to change.

The numbers in the table below represent the number of Florida and non-Florida residents for whom test results were received by the Department of Health. A person can be tested by more than one laboratory and can have both positive and negative results. **Therefore, the sum of the numbers in each column will be larger than the total number of people tested.**

Reporting lab	Inconclusive	Negative	Positive	Percent positive	Total
MED EXPRESS URGENT CARE PC - MARYLAND		2	1	33%	3
ADVICE FOR OPTIMAL WELLNESS, INC			3	100%	3
PATHOLOGY REFERENCE LAB LLC			3	100%	3
MEDICAL SERVICES OF AMERICA HOME HEALTH		3			3
RAPID CITY RUGENT CARE			3	100%	3
NORTH BROWARD HOSPITAL DISTRICT HEALTHCARE FOR THE HOMELESS			3	100%	3
MINUTECLINIC DIAGNOSTIC OF NORTH CAROLINA PC #7054		3			3
GRAND VILLA OF SARASOTA		2	1	33%	3
SUPER HEALTH PHARMACY LLC		3			3
PEDIATRICS AND ADOLESCENT MEDICINE		2	1	33%	3
CLINICAL CARE CENTER, INC			3	100%	3
HEALGEN SCIENTIFIC			3	100%	3
STUYVESANT URGENT CARE		3			3
HOPE HEALTH CARE, LLC		3			3
DELAWARE PUBLIC HEALTH LABORATORY		1	2	67%	3
MEDEXPRESS URGENT CARE-SCOTT TOWNSHIP		3			3
NORTHERN LIGHT LABORATORY		1	2	67%	3
Kroger 768 - The Little Clinic Leestown Rd		2	1	33%	3
MEDFIRST URGENT CARE			3	100%	3
MEDEXPRESS URGENT CARE - RICHMOND, W BROAD ST		3			3
NORTH CAROLINA DEPT OF HEALTH & HUMAN SRVCS STATE LAB OF PUBLIC HEALTH			3	100%	3
NASSAU COUNTY HEALTH DEPARTMENT		3			3
CVS PHARMACY INC DBA CVS/PHARMACY #10908		3			3
PROGRESS PHARMACY INC			3	100%	3
MONTEFIORE MEDICAL CENTER LABS MONTEFIORE		2	1	33%	3
EPWORTH VILLAGE RETIREMENT COMMUNITY		3			3
MEDEXPRESS URGENT CARE - WAXAHACHIE, N HIGHWAY 77		1	2	67%	3
CVS NC2313POCT RALEIGH		3			3
BAYCARE MEDICAL GROUP, INC		3			3
PLAINVIEW PRIMARY CARE		3			3
MEDEXPRESS - WILMINGTON CONCORD PIKE		2	1	33%	3
Life Care Center of Citrus County		2	1	33%	3
CLINICAL ASSOCIATES OF ORLANDO LLC		3			3
LPG PRIMARY CARE AT BONITA BAY LIFESTYLE CENTER		2	1	33%	3
INSPIRA MEDICAL CENTER VINELAND LAB		2	1	33%	3
GYN PATH SERVICES			3	100%	3
ROANE MEDICAL CENTER		2	1	33%	3
SMOKY MOUNTAIN URGENT CARE AND FAMILY MEDICINE CENTER			3	100%	3
BOLING, STEPHANIE		3			3
US SPECIALTY LABS			3	100%	3
WALGREENS #07502		3			3
KISSIMMEE URGENT CARE		3			3
CVS IN3975POCT JEFFERSONVILLE		2	1	33%	3
CORTLAND REGIONAL MEDICAL CENTER		3			3
Rosedale Green		3			3
MINUTE CLINIC LLC # 2033		2	1	33%	3

COVID-19: testing by laboratory

Data through Feb 18, 2021 verified as of Feb 19, 2021 at 09:25 AM

Data in this report are provisional and subject to change.

The numbers in the table below represent the number of Florida and non-Florida residents for whom test results were received by the Department of Health. A person can be tested by more than one laboratory and can have both positive and negative results. **Therefore, the sum of the numbers in each column will be larger than the total number of people tested.**

Reporting lab	Inconclusive	Negative	Positive	Percent positive	Total
BAPTIST PRIMARY CARE FERNANDINA BEACH			3	100%	3
MINUTECLINIC DIAGNOSTIC OF TN PC #240		3			3
HCR ManorCare Greentree		3			3
MINUTECLINIC DIAGNOSTIC OF TN, PC 6304		2	1	33%	3
COL CROSSROAD		1	2	67%	3
LEESBURG COMMUNITY HEALTH CENTERS			3	100%	3
MEDICAL UNIVERSITY SC HOSPITAL			3	100%	3
TERRACE OF ST CLOUD, THE		2	1	33%	3
MENORAH MANOR			3	100%	3
ALOHA HOME CARE LLC DBA ACCENTCARE HOME HEALTH OF		3			3
ST. PETERSBURG PEDIATRICS- 38TH AVENUE			3	100%	3
YORK HOSPITAL - LABORATORY			3	100%	3
EXETER HOSPITAL		3			3
SANFORD MOBILE LAB			3	100%	3
MEDICAL CENTER OF THE ROCKIES			3	100%	3
CENTRAL DUPAGE HOSPITAL			3	100%	3
MINUTECLINIC MINUTECLINIC #921		3			3
OHIO DEPARTMENT OF HEALTH LABORATORY		2	1	33%	3
Kroger 635 - The Little Clinic Dacula		3			3
CCRX OF NORTH CAROLINA, LLC		2	1	33%	3
VIRGINIA DEPARTMENT OF HEALTH DIVISION OF			3	100%	3
CLEARWATER		2	1	33%	3
2412 LEBANON PIKE		2	1	33%	3
VIRTUA MEMORIAL HOSPITAL BURLINGTON COUNTY		1	2	67%	3
REGIONAL MEDICAL LAB			3	100%	3
CVS GA5637POCT VILLA RICA		3			3
CARENOW-LEBANON		1	2	67%	3
ACCESS HEALTH CARE		2	1	33%	3
CVS GA7064POCT STOCKBRIDGE		3			3
URGENT CARE OF THE SMOKIES			3	100%	3
KINGS BAY PEDIATRICS LLC			3	100%	3
ONslow MEMORIAL HOSPITAL LABORATORY		3			3
NEBRASKA DEPARTMENT OF HEALTH AND HUMAN SERVICES			3	100%	3
UNITY HEALTH AND REHABILITATION CENTER			3	100%	3
MINUTECLINIC #2797		2			2
ADVENTHEALTH EAST ORLANDO EMPLOYEE CLINIC		2			2
THOMASVILLE REGIONAL MEDICAL CENTER		2			2
Robert Cranfield			2	100%	2
Manorcare Health Services West Reading North		2			2
Kroger 020 - The Little Clinic Wheat Ridge		2			2
HANOVER ENDOSCOPY CENTER		2			2
SARASOTA IMMEDIATE CARE			2	100%	2
PALM BEACH DIABETES & ENDOCRINE SPECIALISTS PA			2	100%	2
KEY WEST HMA PHYSICIAN MANAGEMENT, LLC			2	100%	2
MARCO ISLAND HOSPITAL INC D/B/A		1	1	50%	2
EXPRESS CARE OF THE SHOALS		1	1	50%	2

COVID-19: testing by laboratory

Data through Feb 18, 2021 verified as of Feb 19, 2021 at 09:25 AM

Data in this report are provisional and subject to change.

The numbers in the table below represent the number of Florida and non-Florida residents for whom test results were received by the Department of Health. A person can be tested by more than one laboratory and can have both positive and negative results. **Therefore, the sum of the numbers in each column will be larger than the total number of people tested.**

Reporting lab	Inconclusive	Negative	Positive	Percent positive	Total
TENNESSEE VALLEY HCS			2	100%	2
CVS IN6572POCT INDIANAPOLIS		2			2
HARBORCHASE OF GAINESVILLE			2	100%	2
CEDARS-SINAI MEDICAL CENTER			2	100%	2
NORTON IMMEDIATE CARE CENTER - PRESTON			2	100%	2
Walgreens #12427		1	1	50%	2
PLASMA MED RESEARCH DBA		2			2
NEMOURS CHILDREN'S URGEN CARE			2	100%	2
ORLANDO LUTHERAN TOWERS		1	1	50%	2
ACKERMAN CANCER CENTER		2			2
STARR COUNTY MEMORIAL HOSPITAL			2	100%	2
AZALEA HEALTH AND REHABILITATION		2			2
TRUE HEALTH INC			2	100%	2
NEW YORK PSYCHIATRIC INSTITUTE		2			2
NORTHEAST PEDIATRICS			2	100%	2
TMH EC NORTHEAST LABORATORY			2	100%	2
BOND COMMUNITY HEALTH CENTER			2	100%	2
CHESTERFIELD HEALTHCARE GROUP, INC		2			2
BROOKDALE ALTAMONTE SPRINGS			2	100%	2
INTERMOUNTAIN MEDICAL CENTER			2	100%	2
CVS MINUTE CLINIC DIAGNOSTIC OF TN #3293		2			2
LEGACY ER & URGENT CARE - FRISCO WEST			2	100%	2
MEMORIAL HERMANN CONSOLIDATED LABORATORY SERVICES			2	100%	2
OPP HEALTH AND REHABILITATION		2			2
MINUTECLINIC MINUTECLINIC #4978		1	1	50%	2
FASTCARE LLC			2	100%	2
DOWN HOME MEDICAL			2	100%	2
EXPRESS CARE WALK-IN CLINIC			2	100%	2
FLAGLER PROFESSIONAL HEALTH CAE SERVICES INC		2			2
FKC AMELIA ISLAND DIALYSIS			2	100%	2
Kroger 619 - The Little Clinic Hendersonville Indian Lake		2			2
JOHN KNOX MANOR INC II		1	1	50%	2
ASANTE ROGUE REGIONAL MEDICAL CENTER L		2			2
INTERNAL MEDICINE & PEDIATRICS WELLNESS CENTER			2	100%	2
WE CARE HOME HEALTH SOLUTIONS LLC			2	100%	2
CVS MO10151POCT SPRINGFIELD		1	1	50%	2
MINUTECLINIC DIAGNOSTICS OF IND LLC		1	1	50%	2
ADVENTHEALTH IMAGING PARTIN SETTLEMENT			2	100%	2
MANSFIELD MEDICAL LODGE			2	100%	2
MEDAILLE COLLEGE WELLNESS CENTER		2			2
HARRINGTON PARK HEALTH AND REHAB		2			2
SCIENTIFIC LABORATORY COMPANY		2			2
EAST NAPLES PEDIATRICS			2	100%	2
MINUTECLINIC DIAGNOSTIC MED GRP OF ORA		1	1	50%	2
MINUTECLINIC, LLC #05891		1	1	50%	2
MINUTECLINIC DIAGNOSTIC OF OHIO #6147		1	1	50%	2

COVID-19: testing by laboratory

Data through Feb 18, 2021 verified as of Feb 19, 2021 at 09:25 AM

Data in this report are provisional and subject to change.

The numbers in the table below represent the number of Florida and non-Florida residents for whom test results were received by the Department of Health. A person can be tested by more than one laboratory and can have both positive and negative results. **Therefore, the sum of the numbers in each column will be larger than the total number of people tested.**

Reporting lab	Inconclusive	Negative	Positive	Percent positive	Total
LEGACY ER AND URGENT CARE			2	100%	2
HOLY FAMILY MEDICAL CENTER		1	1	50%	2
FLORIDA DEPARTMENT OF HEALTH (FDOH)			2	100%	2
ADVANTA ANALYTICAL LABORATORIES			2	100%	2
PEDIATRICS IN NORTH FLORIDA PA			2	100%	2
NORTHEAST FLORIDA STATE HOSP-NURSING		2			2
ST. ELIZABETH HEALTHCARE			2	100%	2
MINUTECLINIC DIAGNOSTIC OF OHIO #4401		2			2
BOSTON PUBLIC HEALTH COMMISSION			2	100%	2
CHNJ		2			2
MANATEE MEMORIAL HOSPITAL CLINICAL LABORATORY			2	100%	2
MEDEXPRESS URGENT CARE, HERMITAGE		1	1	50%	2
LIFETIME FAMILY URGENT CARE			2	100%	2
KIVA AT MOUNT DORA			2	100%	2
INTEGRITY CLINICAL RESEARCH CENTER INC		1	1	50%	2
MEMORIAL SLOAN KETTERING CANCER CENTER		1	1	50%	2
ADVANCED MEDICAL OF FLORIDA			2	100%	2
MINUTECLINIC DIAGNOSTIC PA #3344		2			2
CVS OH5457POCT POWELL		2			2
SANTA ROSA COUNTY HEALTH DEPARTMENT			2	100%	2
STUDENT HEALTH SERVICES			2	100%	2
SHELL POINT HOME HEALTH			2	100%	2
MONICE DR.			2	100%	2
MINUTE CLINIC DIAGNOSTIC OF VIRGINIA, LLC #1905		2			2
MEMORIAL HOSPITAL OF CARBONDALE			2	100%	2
STARR CITY OF ROMA COMMUNITY CENTER			2	100%	2
PRECISION DIAGNOSTIC INC		2			2
OAKBRIDGE TERRACE AT SAE			2	100%	2
MEDICAL CITY DALLAS HOSPITAL			2	100%	2
SPRING HILL REGIONAL HOSPITAL			2	100%	2
CENTRAL FLORIDA FAMILY HEALTH CENTER		2			2
CVS TX4397POCT CYPRESS		2			2
FLORIDA MEDICAL CLINIC RADIOLOGY DALE MABRY		2			2
CVS IL3163POCT OAK PARK		2			2
WALKONCLINIC			2	100%	2
TEXAS HEALTH CARE			2	100%	2
DOCTOR 4 U CLINIC			2	100%	2
CONCENTRA - PLANT CITY		2			2
ADVENTHEALTH MEDICAL GROUP INTERNAL MEDICINE AT			2	100%	2
VOLUNTEERS OF AMERICA OF FLORIDA			2	100%	2
DAVENPORT PEDIATRICS PA			2	100%	2
BLACK STALLION WALK IN AND EXERCISE CLINICS LLC		1	1	50%	2
SOUTH BEND MEDICAL FOUNDATION			2	100%	2
NORTH COUNTRY FAMILY HEALTH CENTER INC		2			2
LONGWOOD FAMILY MEDICINE			2	100%	2
MOBILE HEALTH LABS LLC			2	100%	2

COVID-19: testing by laboratory

Data through Feb 18, 2021 verified as of Feb 19, 2021 at 09:25 AM

Data in this report are provisional and subject to change.

The numbers in the table below represent the number of Florida and non-Florida residents for whom test results were received by the Department of Health. A person can be tested by more than one laboratory and can have both positive and negative results. **Therefore, the sum of the numbers in each column will be larger than the total number of people tested.**

Reporting lab	Inconclusive	Negative	Positive	Percent positive	Total
HAWAII DEPARTMENT OF HEALTH			2	100%	2
WALGREENS #13605		2			2
CVS IL8751POCT CHICAGO		2			2
SYNEOS HEALTH			2	100%	2
VA CBOC			2	100%	2
Huntington Health Care and Rehabilitation Center		2			2
Georgiana Health and Rehabilitation, LLC		2			2
VELOCITY URGENT CARE			2	100%	2
STOP URGENT CARE			2	100%	2
MEDEXPRESS URGENT CARE - WEXFORD		2			2
BAY CORRECTIONAL AND REHABILITATION FACILITY			2	100%	2
NEW YORK CITY CENTRAL COVID			2	100%	2
PREMIER MEDICAL CENTER LLC		2			2
BEAUFORT MEMORIAL			2	100%	2
VA OUTPATIENT PHARMACY			2	100%	2
USCG ABBOTT BINAXNOW		1	1	50%	2
COMPLETE HEALTH MEDICAL CENTER			2	100%	2
MEDEXPRESS URGENT CARE FOX CHAPEL		2			2
THE CLUB AT BOYNTON BEACH, LLC			2	100%	2
MINUTECLINIC DIAG OF IND, LLC #6908		2			2
CENTRAL FLORIDA PRIMARY CARE			2	100%	2
UK HEALTHCARE			2	100%	2
STEWART ST ELIZABETH MEDICAL CENTER			2	100%	2
SPECTRA LABS		1	1	50%	2
MAJESTIC GUARDIANS			2	100%	2
MANASOTA PEDIATRICS			2	100%	2
NORTHWELL HEALTH			2	100%	2
BD MEDICAL SYSTEMS			2	100%	2
APPLECARE VALDOSTA			2	100%	2
JACKSON LABORATORY OF GENOMIC MEDICINE		2			2
WARD MEMORIAL HOSPITAL		2			2
The Grand Rehabilitation & Nursing Utica		2			2
CLARA MAASS TRANSITIONAL CARE UNIT		2			2
MEDEXPRESS URGENT CARE - SPRINGDALE, S 40TH STREET		2			2
ALVERNO CLINICAL LABORATORIES			2	100%	2
New Jersey Aim At Smg		2			2
UWMC MONTLAKE DEPT OF LAB MED			2	100%	2
HERNANDO CHILDREN'S			2	100%	2
MEDSTAR HARBOR HOSPITAL			2	100%	2
MEDEXPRESS URGENT CARE-SALINA, S 9TH ST		2			2
Robert Wood Johnson University Hospital		1	1	50%	2
ASHLEY PEDIATRICS			2	100%	2
PENSACOLA MEDICAL CLINIC LLC			2	100%	2
SIGNATURE HEALTHCARE OF MIDDLEBURG		2			2
MEDEXPRESS URGENT CARE- ALLISON PARK		1	1	50%	2
FIRST PREVENTION AND DIALYSIS CENTER LLC			2	100%	2

COVID-19: testing by laboratory

Data through Feb 18, 2021 verified as of Feb 19, 2021 at 09:25 AM

Data in this report are provisional and subject to change.

The numbers in the table below represent the number of Florida and non-Florida residents for whom test results were received by the Department of Health. A person can be tested by more than one laboratory and can have both positive and negative results. **Therefore, the sum of the numbers in each column will be larger than the total number of people tested.**

Reporting lab	Inconclusive	Negative	Positive	Percent positive	Total
NEMOURS CHILDREN'S PRIMARY CARE THE VILLAGES		2			2
MEASE COUNTRYSIDE HOSPITAL CARDIAC REH			2	100%	2
Kroger 125 - The Little Clinic Castle Rock		2			2
Piney Grove Nursing and Rehabilitation Center		2			2
HUMILITY OF MARY HEALTH PARTNERS			2	100%	2
MOBILE COUNTY HEALTH DEPARTMENT		1	1	50%	2
ATHENA CARE RESOURCES LLC		2			2
TRUSTBRIDGE			2	100%	2
SUNCOAST TECHNICAL COLLEGE SCHOOL OF HEALTH		2			2
MD ANDERSON CANCER CENTER D1 BAY AREA			2	100%	2
CVS GA2108POCT NORCROSS		1	1	50%	2
INA		1	1	50%	2
QUEST DIAGNOSTICS CLINICAL LABORATORIES INC		2			2
METHODIST MANSFIELD MEDICAL CENTER			2	100%	2
ALL PEDIATRIC CARE PA			2	100%	2
STANFORD HEALTH CARE ANATOMIC PATHOLOGY & CLINICAL LAB			2	100%	2
BERNHARDT LABORATORIES INC			2	100%	2
BELLIN HOSPITAL			2	100%	2
University Plaza Rehabilitation and Nursing			2	100%	2
Kroger 687 - The Little Clinic Sugar Hill		1	1	50%	2
Warren Center for Rehabilitation and Nursing		2			2
CVS NJ862POCT MARLBORO		2			2
CSS- TWELVE OAKS			2	100%	2
DMC UNIVERSITY LABORATORIES		1	1	50%	2
ROPER HOSPITAL			2	100%	2
CALIFORNIA DIVISION OF COMMUNICABLE DISEASE CONTROL			2	100%	2
WOMENS CARE FLORIDA LLC-LABORATORY		2			2
Iowa Veterans Home		2			2
NLC LABS			2	100%	2
DAVENPORT PEDIATRICS CLERMONT PA		1	1	50%	2
BIOHEALTH MEDICAL LAB INC			2	100%	2
BAPTIST HOSPITAL NURSING/PATIENT CARE			2	100%	2
TRICORE REFERENCE LABORATORY		1	1	50%	2
CHAPPEL GROUP RESEARCH, THE		2			2
Kroger 522 - The Little Clinic Gahanna		1	1	50%	2
COMMUNITY HEALTH CENTERS OF PINELLAS, INC			2	100%	2
AIRPORT CLINIC			2	100%	2
OUR LADY OF THE LAKE REGIONAL MEDICAL CENTER			2	100%	2
CVS SC2497POCT LEXINGTON		2			2
SAFE PMC		2			2
MAWD PATHOLOGY GROUP			2	100%	2
SUNBRIDGE CARE & REHAB FOR DECATUR		2			2
UW HOSPITAL AND CLINICS		1	1	50%	2
DURAND SENIOR CARE & REHAB CENTER		2			2
AUGUSTA HEALTH SKILLED CARE			2	100%	2
NATIONWIDE LABORATORY SERVICES		1	1	50%	2

COVID-19: testing by laboratory

Data through Feb 18, 2021 verified as of Feb 19, 2021 at 09:25 AM

Data in this report are provisional and subject to change.

The numbers in the table below represent the number of Florida and non-Florida residents for whom test results were received by the Department of Health. A person can be tested by more than one laboratory and can have both positive and negative results. **Therefore, the sum of the numbers in each column will be larger than the total number of people tested.**

Reporting lab	Inconclusive	Negative	Positive	Percent positive	Total
NOVA SOUTHEASTERN UNIVERSITY - STUDENT MEDICAL CTR			2	100%	2
CVS NJ837POCT MARLTON		2			2
Kroger 739 - The Little Clinic La Grange Road		2			2
UT PATH			2	100%	2
NEMOURS CHILDREN'S PRIMARY CARE OF VERO BEACH			2	100%	2
UNIVERSITY OF MARYLAND MEDICAL CENTER			2	100%	2
NIAGARA APOTHECARY INC		2			2
Bon Secours Place		1	1	50%	2
Manor Care-Kingston Court of York PA, LLC		2			2
FL DEPT OF HEALTH MARION COUNTY MOBILE HEALTH UNIT			2	100%	2
Workmens Circle Multicare Center		2			2
FLORIDA PRIMARY CARE CENTER PA		2			2
ELMHURST MEMORIAL HOSPITAL			2	100%	2
JOHN D. ARCHBOLD MEM. HOSPITAL			2	100%	2
MIAMI DADE MEDICAL RESEARCH INSTITUTE			2	100%	2
MEDEXPRESS URGENT CARE-WILKINS TOWNSHIP, WILLIAM PENN HIGHWAY		2			2
OCALA REGIONAL KIDNEY CENTER EAST			2	100%	2
RENFREW CENTERS INC		2			2
STARMED FAMILY & URGENT CARE			2	100%	2
BLACKWATER RIVER			2	100%	2
MINUTECLINIC DIAGNOSTIC, PA #10252		2			2
TULANE MEDICAL CENTER			2	100%	2
DAYTON CHILDRENS HOSPITAL LAB			2	100%	2
EXPRESSCARE URGENT CARE CENTER			2	100%	2
FLORIDA KEYS PED & ADOLES CTR			2	100%	2
ORANGE COUNTY HEALTH DEPARTMENT		1	1	50%	2
University Center East			2	100%	2
AFC PHYSICIANS OF FLORIDA, PA			2	100%	2
CVS PA10034POCT PITTSBURGH		2			2
Luther Acres Manor		2			2
SOUTH TAMPA AFTER HOURS CLINIC			2	100%	2
Alden Des Plaines			2	100%	2
MALABAR FAMILY PRACTICE		1	1	50%	2
ADVENTHEALTH IMAGING LAKE NONA			2	100%	2
MEDEXPRESS URGENT CARE - LINCOLN VILLA		2			2
BIRMINGHAM INTERNAL MEDICINE ASSOCIATE		1	1	50%	2
BAYCARE LABORATORIES			2	100%	2
DEPT OF HEALTH			2	100%	2
BROOKSVILLE DIALYSIS			2	100%	2
MINUTECLINIC, LLC (CLINIC 10928)		2			2
MAINE CENTER FOR DISEASE CONTROL AND PREVENTION			2	100%	2
INTERNAL MEDICINE ASSOCIATES-DUNELLON			2	100%	2
RCA LABORATORY SERVICES LLC			2	100%	2
WALGREENS #10972	1	1			2
SOUTHERN SURGICAL ARTS		2			2
MEDEXPRESS URGENT CARE-MT PLEASANT		1	1	50%	2

COVID-19: testing by laboratory

Data through Feb 18, 2021 verified as of Feb 19, 2021 at 09:25 AM

Data in this report are provisional and subject to change.

The numbers in the table below represent the number of Florida and non-Florida residents for whom test results were received by the Department of Health. A person can be tested by more than one laboratory and can have both positive and negative results. **Therefore, the sum of the numbers in each column will be larger than the total number of people tested.**

Reporting lab	Inconclusive	Negative	Positive	Percent positive	Total
LEE MEMORIAL HEALTH SYSTEM D/B/A			2	100%	2
MINUTECLINIC DIAGNOSTIC OF TEXAS, LLC #7435		2			2
CLINICAL PATHOLOGY LABORATORIES			2	100%	2
AdventHealth Care Center Orlando North			2	100%	2
GULF COAST MEDICAL CENTER RESPIRATORY CARE			2	100%	2
EMERALD TRACE		2			2
POINTE AT NEW PORT PLACE,THE		2			2
KANSAS CITY VA MEDICAL CENTER			2	100%	2
NEMOURS CHILDREN'S URGENT CARE LAKE NONA			2	100%	2
MOUNT SINAI AVENTURA DIAGNOSTIC CENTER			2	100%	2
ENCOMPASS HEALTH REHABILITATION OF ALTAMONTE			2	100%	2
CVS PA2582POCT SPRINGFIELD		2			2
CARENOW LENEXA			2	100%	2
Gracemore Nursing and Rehab		2			2
KAILOS GENETICS INC			2	100%	2
THE FOUNTAIN AT BOCA CIEGA BAY		2			2
TWELVE OAKS RECOVERY CENTER			2	100%	2
DASCENA LAB			2	100%	2
NEW BRIDGE MEDICAL CENTER		2			2
BAYMEADOWS PRIMARY CARE		2			2
CORNERSTONE MEDICAL CARE OF BRANDON		2			2
NATIONAL JEWISH HEALTH			2	100%	2
CVS MD1515POCT LEONARDTOWN		1	1	50%	2
ROCKWALL URGENT CARE			2	100%	2
CVS IN6559POCT AVON		2			2
WASHINGTON STATE DEPARTMENT OF HEALTH PUBLIC HEALTH LABORATORIES			2	100%	2
VIRGINIA DEPT OF HEALTH OFFICE OF EPIDEMIOLOGY			2	100%	2
ACCESS LABORATORIES LLC			2	100%	2
GOLISANO PEDIATRICS PORT CHARLOTTE HARBOR		2			2
MERCY CONVENIENT CARE			2	100%	2
BAPTIST HOSPITAL OF MIAMI MCI BROWARD LABORATORY			2	100%	2
Tidelands Health Rehabilitation Hospital			2	100%	2
MEDEXPRESS URGENT CARE-SELINGSGROVE		2			2
Kroger 745 - The Little Clinic Somerset		2			2
Kroger 853 - The Little Clinic East Broad Street		2			2
Jackson Health Care Facility			2	100%	2
MEDEXPRESS URGENT CARE - SPRINGFIELD, COOLEY ST		2			2
MARCO ISLAND MEDICAL CENTER			2	100%	2
MASSACHUSETTS DEPARTMENT OF HEALTH			2	100%	2
BAYSIDE URGENT CARE CENTER INC			2	100%	2
Kroger 647 - The Little Clinic Newnan Crossings		1	1	50%	2
CVS KY4779POCT LOUISVILLE		2			2
Delaware Court Healthcare Center		2			2
PREMIER MEDICAL LABORATORY			2	100%	2
CQUENTIA NGS, LLC			2	100%	2
MATHER HOSPITAL			2	100%	2

COVID-19: testing by laboratory

Data through Feb 18, 2021 verified as of Feb 19, 2021 at 09:25 AM

Data in this report are provisional and subject to change.

The numbers in the table below represent the number of Florida and non-Florida residents for whom test results were received by the Department of Health. A person can be tested by more than one laboratory and can have both positive and negative results. **Therefore, the sum of the numbers in each column will be larger than the total number of people tested.**

Reporting lab	Inconclusive	Negative	Positive	Percent positive	Total
NYU LANGONE HUNTINGTON MEDICAL GROUP		2			2
Kroger 328 - The Little Clinic Henderson Road		2			2
SIGNATURE CARE LEWISVILLE-EMERGENCY CENTER		1	1	50%	2
APC PEDIATRICS			2	100%	2
Hartwell Health and Rehabilitation		2			2
Birchaven		2			2
WISE HEALTH SYSTEM		1	1	50%	2
Greystone Nursing and Rehab, LLC			2	100%	2
Heartland Healthcare Center Boca Raton			2	100%	2
OLEAN GENERAL HOSPITAL		2			2
MINUTECLINIC DIAGNOSTIC OF OHIO #6139		2			2
STARLING AT SAN JOSE			2	100%	2
CREATIVE HEALTH CENTER			2	100%	2
MINUTE CLINIC DIAGNOSTIC OF VIRGINIA, LLC #6292		2			2
MINUTECLINIC, LLC #07852		2			2
ADVENT HEALTH CENTRAL TEXAS		1	1	50%	2
NEW GEN LABS			2	100%	2
URGENT CARE AND SURGERY CENTER			2	100%	2
HEALTH FIRST MEDICAL GROUP			2	100%	2
MARTIN MEDICAL CENTER INC		1	1	50%	2
MEDEXPRESS URGEN CARE - EAST BRUNSWICK		2			2
MINUTECLINIC DIAG OF IND, LLC #5369		1	1	50%	2
LEHIGH MEDICAL AND RESEARCH CENTER, INC			2	100%	2
PEACEHEALTH CENTRAL		2			2
87TH MEDICAL GROUP - MCGUIRE AMBULATORY CARE FACILITY		2			2
Kroger 686 - The Little Clinic Farragut		2			2
VITAL CARE CLINIC, LLC			2	100%	2
PruittHealth Lakehaven		2			2
PRECISION CLINICAL RESEARCH			2	100%	2
PINARD HOME HEALTH SERVICES INC			2	100%	2
UT AUSTIN UNIVERSITY HEALTH SERVICES			2	100%	2
OSF SAINT FRANCIS MEDICAL CENTER			2	100%	2
MID-FLORIDA PATHOLOGY LLC - MOBILE UNIT # 3			2	100%	2
Good Samaritan Society-Blackduck		1	1	50%	2
FLORIDA DEPARTMENT OF HEALTH IN LEE COUNTY		1	1	50%	2
MISSION HOSPITAL REGIONAL MEDICAL CENTER			2	100%	2
ACN PHYSICIANS GROUP CORP			2	100%	2
CARE 365			2	100%	2
PTC LABORATORIES			2	100%	2
MEDEXPRESS URGENT CARE - CEDAR KNOLLS		2			2
JRS LABORATORY			2	100%	2
MARTHA A PRICE MD PA		1	1	50%	2
CARE NOW DENTON			2	100%	2
MINUTECLINIC DIAGNOSTIC OF VIRGINIA, LLC #1416		2			2
PROSPECT URGENT CARE			2	100%	2
CVS AZ9290POCT PHOENIX		2			2

COVID-19: testing by laboratory

Data through Feb 18, 2021 verified as of Feb 19, 2021 at 09:25 AM

Data in this report are provisional and subject to change.

The numbers in the table below represent the number of Florida and non-Florida residents for whom test results were received by the Department of Health. A person can be tested by more than one laboratory and can have both positive and negative results. **Therefore, the sum of the numbers in each column will be larger than the total number of people tested.**

Reporting lab	Inconclusive	Negative	Positive	Percent positive	Total
UF KANAPAHA LAB BEAKER		2			2
ANDERSON COUNTY HOSPITAL			2	100%	2
MC DIAGNOSTIC OF CONNECTICUT, PC #252		1	1	50%	2
MID-FLORIDA HEMATOLOGY AND ONCOLOGY CENTERS		2			2
SOUTH DAKOTA DEPARTMENT OF HEALTH		2			2
MINUTECLINIC DIAGNOSTIC OF NORTH CARO		2			2
COVANCE			2	100%	2
WARE EXPRESS CARE			2	100%	2
WHOLE CHILD PEDIATRICS			2	100%	2
SOUTHEAST GEORGIA HEALTH SYSTEM, INC D		2			2
FALCON HEALTH CENTER			2	100%	2
SWEDISH COVENANT HOSPITAL			2	100%	2
SERENADES BY SONATA		1	1	50%	2
MEDEXPRESS URGENT CARE- COLUMBIA HEIGH		2			2
PREVENTIVE HEALTH PARTNERS I L S C		2			2
BRANDYWYNE HEALTH CARE CENTER			2	100%	2
Walgreens #5984		2			2
NAPHCARE INC		2			2
ACCESS CARE MEDICAL GROUP LLC		2			2
PM PEDIATRICS OF SELDEN, PLLC		2			2
BRENTWOOD AT FORE RANCH			2	100%	2
BAPTIST HEALTH LEXINGTON			2	100%	2
RIVER CITY MEDICAL ASSOCIATES, INC			2	100%	2
DASCENA LABORATORY			2	100%	2
ALL4KIDZ PEDIATRICS LLC		2			2
CVS PA5241POCT CHALFONT		2			2
ORLANDO FAMILY PHYSICIANS INC			2	100%	2
CARE CENTERS OF NASSAU LLC MINER ROAD NORTH		2			2
DEPT OF VA MEDICAL CENTER - RICHMOND		1	1	50%	2
DOCTOR'S IN-HOUSE LAB/COMMUNITY HEALTH CENTERS OF PINELLAS - JOHNNIE R			2	100%	2
ONE MEDICAL GROUP		1	1	50%	2
ST LUKES HOSPITAL			2	100%	2
First Care Living Center/Essentia Health			2	100%	2
GULF COAST IMMEDIATE CARE CENTER		1	1	50%	2
DELRAY BEACH HEALTH DEPT LAB			2	100%	2
COOPER CLINIC			2	100%	2
NORTHSIDE FAMILY MEDICINE AND URGENT CARE (EAST COBB)		2			2
CVS IL1170POCT JOLIET		2			2
US LABS		2			2
ONTARIO COUNTY PUBLIC HEALTH		2			2
MINUTE CLINIC DIAGNOSTIC OF VIRGINIA, LLC #7543		2			2
CARE ATC SUN HYDRAULICS TALLAVAST			2	100%	2
DALLAS MEDICAL CENTER			2	100%	2
THE HOSPITAL OF PROVIDENCE EMERGENCY ROOM			2	100%	2
HEALTH & REHAB CTR AT DOLPHINS VIEW, THE			2	100%	2
UNIVERISTY OF MEMPHIS ATHLETIC TRAINI		2			2

COVID-19: testing by laboratory

Data through Feb 18, 2021 verified as of Feb 19, 2021 at 09:25 AM

Data in this report are provisional and subject to change.

The numbers in the table below represent the number of Florida and non-Florida residents for whom test results were received by the Department of Health. A person can be tested by more than one laboratory and can have both positive and negative results. **Therefore, the sum of the numbers in each column will be larger than the total number of people tested.**

Reporting lab	Inconclusive	Negative	Positive	Percent positive	Total
GULF COAST REGIONAL MEDICAL CARE		2			2
MID - FLORIDA PATHOLOGY LLC		1	1	50%	2
JEFFERSON WASHINGTON TOWNSHIP HOSPITAL		2			2
PINELLAS CHD - CLEARWATER		1	1	50%	2
BROOKDALE PALM BEACH GARDENS			2	100%	2
DOUGLASVILLE NURSING AND REHABILITATIO		2			2
PICHARDO CLINIC, THE			2	100%	2
MEMORIAL HOSPITAL OF SOUTH BEND			2	100%	2
CVS MD1881POCT DUNKIRK		2			2
GOLDMAN SACHS HEALTH CENTER		2			2
HAMILTON COUNTY HEALTH DEPARTMENT		2			2
LABRADOR PRIMARY CARE CENTER			2	100%	2
CVS MO8556POCT KANSAS CITY		2			2
MADISON HOSPITAL LABORATORY			2	100%	2
HOLY TRINITY PHARMACY LLC		2			2
OELWEIN HEALTH CARE CENTER		2			2
TRINITAS REGIONAL MEDICAL CENTER		1	1	50%	2
CIGNA GATEWAY			2	100%	2
Stillwater Healthcare		2			2
CVS HEALTH, #1994		1	1	50%	2
LEXINGTON PLACE			2	100%	2
WILLAMETTE VALLEY TOXICOLOGY LLC		2			2
LRHS Florida Poly Tech		2			2
GOLDSTEIN			2	100%	2
DR. G'S URGENT CARE			2	100%	2
PEACE RIVER MEDICAL CENTER		2			2
AMEDISYS HOME HEALTH OF GREENVILLE			2	100%	2
MIDWAY SPECIALTY CARE RX LLC			2	100%	2
MEDEXPRESS URGENT CARE - SOUTH CHARLESTON		2			2
BENEVA LAKES ASSISTED LIVING CENTER			2	100%	2
REGIONAL MEDICAL CENTER BAYONET POINT			2	100%	2
FEDERAL CORRECTIONAL INSTITUTION MARIANNA			2	100%	2
ADVANCED MEDICAL CARE			2	100%	2
FLORIDA MEDICAL CENTER			2	100%	2
EASTLAKE MEDICAL CENTER		2			2
TRINITY DIALYSIS			2	100%	2
Hackensack Univ Medical Center At Pasc		1	1	50%	2
INSPIRE HEALTHCARE CENTER			2	100%	2
MEDEXPRESS URGENT CARE-BLOOMFIELD AVEN		2			2
Kroger 096 - The Little Clinic Orchard and Holly		2			2
SPECIALTY LABORATORIES			2	100%	2
FLORIDA COMMUNITY HEALTH CENTERS, INC.			2	100%	2
SOUTHERN BREEZE HEALTHCARE		1	1	50%	2
GREEN POINT RX INC DBA ALTRU CHEMISTS		2			2
CROSSROADS URGENT CARE DBA URGENT TEA		2			2
BOSTON MEDICAL CENTER			2	100%	2

COVID-19: testing by laboratory

Data through Feb 18, 2021 verified as of Feb 19, 2021 at 09:25 AM

Data in this report are provisional and subject to change.

The numbers in the table below represent the number of Florida and non-Florida residents for whom test results were received by the Department of Health. A person can be tested by more than one laboratory and can have both positive and negative results. **Therefore, the sum of the numbers in each column will be larger than the total number of people tested.**

Reporting lab	Inconclusive	Negative	Positive	Percent positive	Total
MD NOW URGENT CARE MEDICAL CENTERS INC			2	100%	2
BROOKS -TLC HOSPITAL SYSTEM			2	100%	2
STAGES OF LIFE MEDICAL INSTITUTE			2	100%	2
SARASOTA MEMORIAL MEDICAL URGENT CARE CENTER			2	100%	2
IN & OUT URGENT CARE METAIRIE			2	100%	2
ADVENTIST HINSDALE HOSPITAL LABORATORY			2	100%	2
VETERANS AFFAIRS MEDICAL CENTER - GREATER LOS ANGELES			2	100%	2
MEDEXPRESS URGENT CARE - BROOKHAVEN		2			2
SOUTHEASTERN INSTITUTE OF RESTORATIVE MEDICINE		1	1	50%	2
MEMORIAL HERMANN HOSPITAL			2	100%	2
OCALA REGIONAL KIDNEY CENTER-WEST			2	100%	2
MARQUESA MEDICAL		2			2
Holiday Retirement Home			2	100%	2
GEISINGER MEDICAL CENTER		2			2
CLEVELAND CLINIC FLORIDA LABORATORY			2	100%	2
Cortland Acres Association		2			2
MINUTECLINIC, LLC #1452		2			2
HEALTH EXPRESS URGENT CARE			2	100%	2
UTMB PATHOLOGY CLINICAL SERVICES LABORATORY			2	100%	2
DOCTORS MEDICAL CTR OF WALTON COUNTY			2	100%	2
PM PEDIATRICS OF BAYSIDE PLLC - HOPEWELL JUNCTION		2			2
MEDEXPRESS URGENT CARE - ANDERSON		2			2
SANFORD REGIONAL HOSPITAL WORTHINGTON		2			2
QUEST DIAGNOSTICS INCORPORATED			2	100%	2
GRAND VILLA OF DELRAY EAST		2			2
FLORIDA DEPARTMENT OF HEALTH IN ESCAMBIA COUNTY		1	1	50%	2
HOME ACCESS HEALTH			2	100%	2
MIDDLE TENN MENTAL HEALTH INSTITUTE		2			2
PANCARE HEALTH - SNEADS ELEMENTARY			2	100%	2
UNITED MEMORIAL MEDICAL CENTER			2	100%	2
TEXAS REGIONAL ASTHMA & ALLERGY CENTER			2	100%	2
BAYSHORE MEDICAL CENTER			2	100%	2
ADVANCE FAMILY PRACTICE LLC□			2	100%	2
ASPIRUS RIVERVIEW HOSPITAL & CLINICS INC		1	1	50%	2
AUSTIN REGIONAL CLINIC MICROBIOLOGY LAB			2	100%	2
DEER'S HEAD CENTER		2			2
STATCARE URGENT AND WALK-IN			2	100%	2
LINIL VISITING NURSES, INC		2			2
CVS TN7144POCT BARTLETT		2			2
UNIVERSITY OF ILLINOIS HOSPITAL			2	100%	2
AMICUS MEDICAL CENTER LLC			2	100%	2
ORLANDO HEALTH PHYSICIAN GROUP			2	100%	2
GRACE HEALTHCARE OF LAKE WALES		1	1	50%	2
MINUTECLINIC DIAGNOSTIC OF OHIO #6192		2			2
UNIVERSITY OF MIAMI SCCC RESEARCH LABORATORY			2	100%	2
REELFOOT FAMILY WALK IN CLINIC - TIPT		2			2

COVID-19: testing by laboratory

Data through Feb 18, 2021 verified as of Feb 19, 2021 at 09:25 AM

Data in this report are provisional and subject to change.

The numbers in the table below represent the number of Florida and non-Florida residents for whom test results were received by the Department of Health. A person can be tested by more than one laboratory and can have both positive and negative results. **Therefore, the sum of the numbers in each column will be larger than the total number of people tested.**

Reporting lab	Inconclusive	Negative	Positive	Percent positive	Total
NORTH MCALLEN PEDIATRIC CENTER			2	100%	2
DELAWARE DIAGNOSTICS LABS			2	100%	2
Kroger 441 - The Little Clinic Middletown		2			2
LILY PHARMACY		2			2
CROSSROADS			2	100%	2
UVA HEALTH SYSTEM MEDICAL LABORATORIES			2	100%	2
EDGEWATER RETIREMENT MANOR			2	100%	2
SUMMERFIELD RETIREMENT LIVING, INC			2	100%	2
ST. JOSEPH REGIONAL MEDICAL CENTER			2	100%	2
ARLINGTON DIALYSIS CENTER LLC		2			2
DEKALB MEDICAL CENTER LABORATORY			2	100%	2
WHITESANDS OUTPATIENT TREATMENT		2			2
320 S TRANSIT ST		2			2
ST. MARY'S MEDICAL CENTER EVANSVILLE, INC			2	100%	2
GINKGO-IXLAYER		2			2
Walgreens #10207		2			2
BAYLOR COLLEGE OF MEDICINE			2	100%	2
CVS CA9606POCT TEMECULA		2			2
JORDAN VALLEY MEDICAL CENTER			2	100%	2
ASCENSION ST VINCENT'S RIVERSIDE			2	100%	2
SPRINGS MEDICAL LAB		1	1	50%	2
HOME CARE PHARMACY OF PALM COAST INC		2			2
VALLEY BAPTIST MEDICAL CENTER: BROWNSVILLE			2	100%	2
CITRUS PARK			2	100%	2
Avanti Wellness and Rehab			2	100%	2
PHOEBE BERKS HEALTH CARE CENTER		2			2
LAB CORP OF AMER SAN DIEGO			2	100%	2
FAMILY CARE SPECIALISTS OF ORLANDO			2	100%	2
EXPEDIAN URGENT CARE			2	100%	2
SCDHEC BUREAU OF LABORATORIES			2	100%	2
RAPID RESULT CORP LLC		1	1	50%	2
Church Creek SNF			2	100%	2
BIONIC TECHNOLOGIES CORPORATION			2	100%	2
BLUEWATER TOXICOLOGY			2	100%	2
ATLAS GENOMICS			2	100%	2
HEARTLAND HOME HEALTH CARE		2			2
Kroger 127 - The Little Clinic Lakewood-Alameda		2			2
MEDLOGIC, LLC		2			2
CPL LABS			2	100%	2
MAYO CLINIC GROUP PRACTICE LABORATORY			2	100%	2
CARTER BLOOD CARE			2	100%	2
NASSAU UNIVERSITY MEDICAL CENTER DEPT		1	1	50%	2
Lakeside Oaks Care Center			2	100%	2
PARKLAND HEALTH & HOSPITAL			2	100%	2
NEMOURS CHILDRENS PRIMARY CARE			2	100%	2
SOUTHSIDE FAMILY MEDICAL		2			2

COVID-19: testing by laboratory

Data through Feb 18, 2021 verified as of Feb 19, 2021 at 09:25 AM

Data in this report are provisional and subject to change.

The numbers in the table below represent the number of Florida and non-Florida residents for whom test results were received by the Department of Health. A person can be tested by more than one laboratory and can have both positive and negative results. **Therefore, the sum of the numbers in each column will be larger than the total number of people tested.**

Reporting lab	Inconclusive	Negative	Positive	Percent positive	Total
Cedar Valley Nursing & Rehab Center		2			2
NAVAL MEDICAL CENTER			2	100%	2
AMI ST FRANCIS HOSPITAL LABORATORY		1	1	50%	2
NEW YORK STATE DEPARTMENT OF HEALTH		1	1	50%	2
DNA DIAGNOSTICS CENTER		2			2
Good Samaritan Society Waukon		2			2
Van Wert Manor		2			2
MIDLAND MEMORIAL HOSPITAL			2	100%	2
DRR JMC URGENT CARE DONALD ROSS			2	100%	2
Bedford Care Center of Hattiesburg		2			2
U OF MIAMI MILLER SCHOOL OF MEDICINE			2	100%	2
SUNCOAST BLOOD BANK			2	100%	2
Alden Terrace of McHenry			2	100%	2
CLINICA HISPANIA			2	100%	2
FRESENIUS KIDNEY CARE			2	100%	2
ACM MEDICAL LABORATORY ALLIANCE			2	100%	2
UC CORAL GABLES			2	100%	2
CERTIVIA LABORATORIES			2	100%	2
COASTAL MEDICAL LAB			2	100%	2
FHCP ASC - ORANGE CITY			2	100%	2
CRUC CMCH-COVID-19		2			2
LEE MEMORIAL HOSPITAL BLOOD GAS LAB			2	100%	2
CVS MO4850POCT SPRINGFIELD		2			2
Kroger 448 - The Little Clinic Mason		2			2
CVS PA1657POCT YORK		1	1	50%	2
CVS NC3803POCT MOORESVILLE		2			2
PALM CITY NURSING AND REHAB CENTER			2	100%	2
TGH Brandon Healthplex Laboratory			2	100%	2
SOUTHERN TENNESSEE MEDICAL CENTER			2	100%	2
FLORIDA CLINICAL LABORATORY INC			2	100%	2
INTEAM HEALTH, INC.			2	100%	2
SPECTRUM HEALTH			2	100%	2
CHEROKEE COUNTY HEALTH AND REHAB CENTER		2			2
MINUTE CLINIC DIAGNOSTIC OF KANSAS PA		2			2
PM PEDIATRICS OF BAYSIDE, PLLC - MANHASSET		2			2
BAYCARE OUTREACH LAB			2	100%	2
CVS MD4371POCT OCEAN CITY		2			2
COMMUNITY HEALTH CENTERS INC			2	100%	2
ACCESS MEDICAL GROUP OF FLORIDA CITY			2	100%	2
FULGENT GENETICS HOUSTON		2			2
CLINICAL CARE ASSOCIATES			2	100%	2
REGIONS HOSPITAL LABORATORY			2	100%	2
CLEARWATER PAIN MANAGEMENT ASSOCIATES			2	100%	2
WELL HEALTH LABS			2	100%	2
NAVAL BRANCH MEDICAL CLINIC			2	100%	2
JUST BELIEVE RECOVERY CENTER			2	100%	2

COVID-19: testing by laboratory

Data through Feb 18, 2021 verified as of Feb 19, 2021 at 09:25 AM

Data in this report are provisional and subject to change.

The numbers in the table below represent the number of Florida and non-Florida residents for whom test results were received by the Department of Health. A person can be tested by more than one laboratory and can have both positive and negative results. **Therefore, the sum of the numbers in each column will be larger than the total number of people tested.**

Reporting lab	Inconclusive	Negative	Positive	Percent positive	Total
ST JOSEPH'S HOSPITAL NORTH LABORATORY			2	100%	2
PANCARE HEALTH - FRANKLIN CO			2	100%	2
YOUTH AND YOU, INC		2			2
DIVERSE MEDICAL CARE LLC			2	100%	2
RAINY LAKE MEDICAL CENTER			2	100%	2
AGILE URGENT CARE			2	100%	2
FAMILY FIRST PEDIATRICS			2	100%	2
VAULT HEALTH			2	100%	2
JULIE STAATS DO		2			2
CVS SC2269POCT COLUMBIA		2			2
MEDEXPRESS URGENT CARE - LEDGEWOOD		2			2
PALOS COMMUNITY HOSPITAL LABORATORY			2	100%	2
MD NOW URGENT CARE CENTER INC.			2	100%	2
POMERENE HOSPITAL			2	100%	2
MINUTECLINIC DIAG OF IND LLC #1138		1	1	50%	2
CHARLOTTE COUNTY HEALTH DEPARTMENT			2	100%	2
BAYLOR SCOTT & WHITE COMPREHENSIVE WOUND			2	100%	2
HEALTH PARTNERS REGIONAL HOSPITAL			2	100%	2
RAPID URGENT CARE - ALBANY			2	100%	2
MAIN STREET MEDICAL CENTERS		2			2
Macon Valley Nursing and Rehabilitation Center		2			2
PALMETTO FAMILY HEALTH CENTER			2	100%	2
CVS TX2263POCT SAN ANTONIO		2			2
VALLEY MEDICAL LABORATORY			2	100%	2
441 URGENT CARE-MULBERRY			2	100%	2
INTEGRATED REGIONAL LABS			2	100%	2
HPH HOME CARE		1	1	50%	2
BUFFALO CROSSINGS HEALTHCARE AND REHABILITATION CENTER			2	100%	2
ST JOSEPH'S HOSPITAL INC			2	100%	2
TALLAHASSEE MEMORIAL HEALTHCARE FAMILY MED RESIDENCY			2	100%	2
Providence of Sparta Health and Rehabilitation		2			2
VILLA HEALTH NH LLC			2	100%	2
MEDICAL ASSOCIATES OF BREVARD DR S VYAS			2	100%	2
KISSIMMEE VA OUTPATIENT CLINIC		2			2
Kroger 752 - The Little Clinic Central Station		2			2
CVS NH6596POCT HAMPTON		2			2
AMERICAN MEDICAL LABORATORIES			2	100%	2
CHILDREN'S MEDICAL CENTER-EAST ORLANDO			2	100%	2
Chatham Nursing and Rehab Center		2			2
CVS M08555POCT KANSAS CITY		2			2
GOUVERNEUR HOSPITAL LABORATORY		2			2
DESERT HOSPITAL/CPHU CLINICAL LABORATORY			2	100%	2
RAPID MEDLAB (004MO)		2			2
MAGNOLIA ADULT, LLC			2	100%	2
LAKEVIEW HEALTH CARE SYSTEM LLC			2	100%	2
UNIVERSITY HEALTH SERVICES RIVER CAMPUS		2			2

COVID-19: testing by laboratory

Data through Feb 18, 2021 verified as of Feb 19, 2021 at 09:25 AM

Data in this report are provisional and subject to change.

The numbers in the table below represent the number of Florida and non-Florida residents for whom test results were received by the Department of Health. A person can be tested by more than one laboratory and can have both positive and negative results. **Therefore, the sum of the numbers in each column will be larger than the total number of people tested.**

Reporting lab	Inconclusive	Negative	Positive	Percent positive	Total
CENTRAL ARKANSAS VETERANS HEALTHCARE SYSTEM - VETERANS AFFAIRS			2	100%	2
Kroger 571 - The Little Clinic Hendersonville		1	1	50%	2
CVS IL7017POCT BLOOMINGTON		2			2
Medilodge of Montrose		2			2
PROVIDENCE LABORATORY SERVICES		2			2
POPLAR HEALTHCARE			2	100%	2
RIVERVIEW MEDICAL CLINIC		2			2
CVS IN6713POCT BLOOMINGTON		2			2
LACORP		1	1	50%	2
SOUTHEAST GEORGIA HEALTH SYSTEM			2	100%	2
NEWTON MEMORIAL HOSPITAL		2			2
WILSON MEMORIAL HOSPITAL			2	100%	2
MEDEXPRESS URGENT CARE - FORT SMITH		2			2
RDX BIOSCIENCE INC			2	100%	2
TAMPA INTERNATIONAL AIRPORT			2	100%	2
EASTSIDE SPORTS COMPLEX			2	100%	2
CVS NV3210POCT LAS VEGAS		2			2
CLEVELAND CLINIC IMAGING			2	100%	2
LIFESPRING COMMUNITY HEALTH		2			2
Kroger 186 - The Little Clinic Holiday Manor		1	1	50%	2
SWEETWATER NURSING CENTER		2			2
BAPTIST HEALTHCARE - LAKEVIEW CENTER INC		2			2
PALMS OF FT MYERS,THE			2	100%	2
NEBRASKA MEDICAL CENTER			2	100%	2
GENESIS FAMILY PRACTICE			2	100%	2
MINUTECLINIC DIAGNOSTIC OF PA LLC		2			2
STUART SURGERY CENTER, LLC			2	100%	2
A+ URGENT/PRIMARY CARE			2	100%	2
NONA PEDIATRIC CENTER			2	100%	2
AFFORDABLE PRIMARY CARE LLC		2			2
SPRINGHILL SENIOR RESIDENCE		2			2
CONWAY MEDICAL CENTER			2	100%	2
MERCY HEALTH LAB		1	1	50%	2
GASTROENTEROLOGY ASSOCIATES			2	100%	2
ADVENTHEALTH MEDICAL GROUP PEDIATRICS AT APOPKA		2			2
TMH PHYSICIAN PARTNERS MONTICELLO		1	1	50%	2
UNIVERSITY OF MISSOURI HEALTH CARE			2	100%	2
SIGNAL DIAGNOSTICS DBA FLOWHEALTH LABS			2	100%	2
GALEN BAYLOR EXTENSION		2			2
LAWRENCE GENERAL HOSPITAL			2	100%	2
MINUTECLINIC #1773		2			2
Lake Charles Healthcare LLC dba Landmark Lake Charles			2	100%	2
MEDICAL CENTER LABORATORY			2	100%	2
CVS PA2688POCT COLLEGEVILLE		2			2
MINUTECLINIC DIAGNOSTIC OF NEVADA-9586		1	1	50%	2
CVS PA7611POCT ALLISON PARK		2			2

COVID-19: testing by laboratory

Data through Feb 18, 2021 verified as of Feb 19, 2021 at 09:25 AM

Data in this report are provisional and subject to change.

The numbers in the table below represent the number of Florida and non-Florida residents for whom test results were received by the Department of Health. A person can be tested by more than one laboratory and can have both positive and negative results. **Therefore, the sum of the numbers in each column will be larger than the total number of people tested.**

Reporting lab	Inconclusive	Negative	Positive	Percent positive	Total
MILFORD REGIONAL HOSPITAL			2	100%	2
LEE COMMUNITY HEALTHCARE INC CAPE CORAL		2			2
EXCEPTIONAL EMERGENCY CENTER - AMARILLO			2	100%	2
PUBLIC HEALTH LABORATORY	1		1	50%	2
FIRST CHOICE MEDICAL PC			2	100%	2
ADVOCATE SHERMAN HOSPITAL			2	100%	2
MEDEXPRESS - WILMINGTON KIRKWOOD HIGHWAY		2			2
NEIGHBORCARE PHARMACY SERVICES		2			2
UMHC HOLLYWOOD LABORATORY			2	100%	2
RRMC CREEKSIDE LAB		2			2
SUNNYSIDE MANOR		2			2
PALM BAY COMMUNITY OUTPATIENT CLINIC		2			2
Kings County Hospital Center			2	100%	2
BAYSTATE MEDICAL CENTER		1	1	50%	2
UNIVERSITY COMMUNITY HEALTH SERVICES		1	1	50%	2
AFTER HOURS PEDS			2	100%	2
CVS PA258POCT MCKEES ROCKS		2			2
PALM MEDICAL CENTER - PLANT CITY		2			2
CITY OF TALLAHASSEE		2			2
LAKE MARY PEDIATRICS			2	100%	2
BRITO MEDICAL CENTER			2	100%	2
INSPIRIT SENIOR LIVING			2	100%	2
Parkridge Specialty Care		2			2
COOK HOSPITAL AND CARE CENTER		1	1	50%	2
MEMORIAL HERMANN			2	100%	2
WEST COAST PEDIATRICS			2	100%	2
CVS MA447POCT NORTHAMPTON		2			2
CVS TX1104POCT ALLEN		2			2
WISCONSIN STATE LABORATORY OF HYGIENE		1	1	50%	2
BERGEN COUNTY SURGICAL AND ENDOSCOPY CENTER		2			2
SUNCREST OMNI		2			2
PHYSICIANS CARE INC		1	1	50%	2
MORRISTOWN MEMORIAL HOSPITAL		2			2
MIDDLEBURG PEDIATRICS			2	100%	2
Kroger 426 - The Little Clinic Suwanee		2			2
NYU WINTHROP LABORATORY		2			2
ManorCare Rehab Center of Marietta		2			2
DALLAS BAPTIST UNIVERSITY - HEALTH SERVICES			2	100%	2
SEASIDE MANOR			2	100%	2
INTERCOASTAL FAMILY PRATICE			2	100%	2
MEDEXPRESS URGENT CARE - LINCOLN N 26T		2			2
JBSA-SAM HOUSTON			2	100%	2
CITY OF NEW YORK DEPARTMENT OF HEALTH			2	100%	2
CVS PA7132POCT THORNDALE		2			2
SHORE MEDICAL CENTER		2			2
Kroger 412 - The Little Clinic Oxford		2			2

COVID-19: testing by laboratory

Data through Feb 18, 2021 verified as of Feb 19, 2021 at 09:25 AM

Data in this report are provisional and subject to change.

The numbers in the table below represent the number of Florida and non-Florida residents for whom test results were received by the Department of Health. A person can be tested by more than one laboratory and can have both positive and negative results. **Therefore, the sum of the numbers in each column will be larger than the total number of people tested.**

Reporting lab	Inconclusive	Negative	Positive	Percent positive	Total
RHODE ISLAND DEPARTMENT OF HEALTH LABORATORIES			2	100%	2
ORMOND BEACH URGENT CARE			2	100%	2
ASSOCIATES IN UROGYNECOLOGY MD LLC		2			2
THE EDGEWATER AND WATERMAN VILLAGE			2	100%	2
MEDEXPRESS URGENT CARE, LANCASTER WEST		1	1	50%	2
ROCKEFELLER UNIVERSITY CLINICAL GENOMICS LABORATOR		2			2
HAMILTON CHD		2			2
CLEAR LAKE REGIONAL MEDICAL CENTER			2	100%	2
GILCHRIST COUNTY FIRE DEPARTMENT			2	100%	2
CVS OH4301POCT NORTHFIELD		2			2
MEDEXPRESS URGENT CARE - BRIDGEVILLE		2			2
GENETIC ASSAYS INC			2	100%	2
CHI MEMORIAL PRIMARY CARE ASSOCIATES-A		2			2
MIDWAY PRIMARY CARE LLC		2			2
ESCANDON DIAGNOSTIC CLINIC			2	100%	2
LOWELL GENERAL HOSPITAL			2	100%	2
ARCPPOINT LABS OF ALTAMONTE SPRINGS			2	100%	2
DUKE HEALTH REGIONAL HOSPITAL			2	100%	2
DALLAS VA MEDICAL CENTER - VA NORTH TEXAS HEALTH CARE SYSTEM			2	100%	2
FLORIDA DEPARTMENT OF HEALTH IN ALACHUA COUNTY -			2	100%	2
MINUTECLINIC DIAGNOSTIC OF SC, LLC #4		2			2
PARKRIDGE MEDICAL CENTER			2	100%	2
MONROE URGENT CARE		2			2
CVS TX7162POCT HOUSTON		2			2
DELRAY BEACH HEALTH CENTER			2	100%	2
Walgreens #9278		2			2
CATHOLIC HEALTH LABORATORY SERVICES		2			2
CVS SC4286POCT EASLEY		2			2
IVY ROSEN MD PLLC		2			2
Elba Nursing and Rehabilitation Center, LLC		2			2
CVS OH6185POCT PICKERINGTON		2			2
MAGNOLIA MANOR OF COLUMBUS		2			2
CVS OH6149POCT UPPER ARLINGTON		1	1	50%	2
WELLMED AT FORT PIERCE		1	1	50%	2
PHYSICIANS MEDICAL CENTER		2			2
SANIBEL MEDICAL CLINIC			2	100%	2
WALGREENS #3811			2	100%	2
UNDERGROUND FREE CLINIC		2			2
THE RIM URGENT CARE			2	100%	2
MEDEXPRESS URGENT CARE - OMAHA N 72 ST		2			2
OAKMONT WEST- GREENVILLE SC		2			2
DOCTORS CARE OF PALM COAST			2	100%	2
RIGHT AT HOME			2	100%	2
KETAMINE HEALTH CENTERS AT BONITA SPRINGS, LLC		2			2
PHYSICIANS LABORATORY SERVICES			2	100%	2
MEDEXPRESS URGENT CARE - MARTINSVILLE		2			2

COVID-19: testing by laboratory

Data through Feb 18, 2021 verified as of Feb 19, 2021 at 09:25 AM

Data in this report are provisional and subject to change.

The numbers in the table below represent the number of Florida and non-Florida residents for whom test results were received by the Department of Health. A person can be tested by more than one laboratory and can have both positive and negative results. **Therefore, the sum of the numbers in each column will be larger than the total number of people tested.**

Reporting lab	Inconclusive	Negative	Positive	Percent positive	Total
CVS MINUTE CLINIC DIAGNOSTIC MED GRP		2			2
BFT LAB			2	100%	2
PEDIATRIC HEALTH CARE		1	1	50%	2
MEMORIAL HEALTH UNIVERSITY MEDICAL CENTER			2	100%	2
RICHICHI FAMILY HEALTH			2	100%	2
MEDEXPRESS URGENT CARE - MYLAN			2	100%	2
POINT OF CARE PRIVATE HEALTH MANAGEMENT			2	100%	2
VANAYER HEALTHCARE AND REHAB CENTER		2			2
WEAKLEY COUNTY REHAB AND NURSING CENTER		2			2
SYLVAN NURSING			2	100%	2
SENDER RETREAT ADULT DAY CARE CENTERS			2	100%	2
ENVOY OF FORK UNION, LLC DBA ENVOY AT THE VILLAGE		2			2
LAKE BALDWIN			2	100%	2
BMC/JACSONVILLE		1	1	50%	2
PATIENT FIRST MEDICAL CENTER-CARYTOWN			2	100%	2
THE WINDSOR ORTEGA		2			2
METROHEALTH SYSTEM			2	100%	2
SIMMONS			2	100%	2
UNIVERSITY HOSPITAL OF BROOKLYN		2			2
CVS M08581POCT BLUE SPRINGS		1	1	50%	2
RIVERSIDE METHODIST HOSPITAL LAB			2	100%	2
LEGACY LABORATORY SERVICES			2	100%	2
SACRED HEART HOSPITAL ON THE EMERALD			2	100%	2
MINUTECLINIC DIAGNOSTIC MEDICAL		2			2
TENNESSEE DEPARTMENT OF HEALTH (TDH) - REGIONAL LABORATORY			2	100%	2
MID AMERICA CLINICAL LABS			2	100%	2
WEST FLORIDA MEDICAL ASSOCIATES, PA			2	100%	2
MEDEXPRESS URGENT CARE - ROSS TOWNSHIP		2			2
IN AND OUT URGENT CARE			2	100%	2
LIFT HEALTH		2			2
CAREWELL JW - WORCESTER LNC			2	100%	2
FLORIDA MEDICAL CLINIC CARDIOLOGY-ZH			2	100%	2
MINUTECLINIC 7196		2			2
CONEMAUGH MEMORIAL MEDICAL CENTER		2			2
HOUSTON HEALTH DEPARTMENT - BUREAU OF LABORATORY SERVICES			2	100%	2
CROSTOWN PHARMACY		2			2
GIGI WOOD DAVIS DO-FAMILY MEDICINE		2			2
NORTH DAKOTA VETERANS HOME		2			2
UNIVERSITY OF TEXAS AT EL PASO, THE			2	100%	2
GERM BUSTERS 911 LLC			2	100%	2
OSF ST JOSEPH MEDICAL CENTER			2	100%	2
NYUMC CLINICAL LABORATORIES			2	100%	2
CVS TX10140POCT THE WOODLANDS		2			2
MINUTECLINIC, DIAGNOSTIC OF TEXAS, LLC		2			2
WESTMINSTER SUNCOAST			2	100%	2
MEDICAL CENTER OF CENTRAL GEORGIA			2	100%	2

COVID-19: testing by laboratory

Data through Feb 18, 2021 verified as of Feb 19, 2021 at 09:25 AM

Data in this report are provisional and subject to change.

The numbers in the table below represent the number of Florida and non-Florida residents for whom test results were received by the Department of Health. A person can be tested by more than one laboratory and can have both positive and negative results. **Therefore, the sum of the numbers in each column will be larger than the total number of people tested.**

Reporting lab	Inconclusive	Negative	Positive	Percent positive	Total
Great Lakes Health Center			2	100%	2
MEDEXPRESS URGENT CARE - JEANNETTE		2			2
CVS M05724POCT KANSAS CITY		2			2
Timber Ridge Health Care Center			2	100%	2
LAKELAND REGIONAL HEALTH GRASSLANDS		2			2
FLORIDA SCHOOL FOR THE DEAF & BLIND			2	100%	2
CVS M05655POCT LIBERTY			2	100%	2
CVS TX5877POCT PEARLAND		2			2
Kroger 130 - The Little Clinic Colorado Springs		2			2
BIOMAT USA			2	100%	2
BOONES CREEK URGENT CARE		1	1	50%	2
NORTH MANATEE HEALTH CARE CENTER			2	100%	2
NIBHA MEDIRATTA MD PL			2	100%	2
Kroger 673 - The Little Clinic Dallas		1	1	50%	2
JOHNSON CITY MEDICAL CENTER		1	1	50%	2
LABCORP OF AMERICA HOLDINGS		1	1	50%	2
FLORIDA MEDICAL CENTER OF CLEARWATER		2			2
ST JOHN'S RIVERSIDE HOSPITAL		2			2
MINUTECLINIC DIAGNOSTIC OF KANSAS PA		2			2
CDK LIBERTY ENTERPRISES, LLC		2			2
Iron County Medical Care Facility		2			2
CVS NV2928POCT LAS VEGAS		2			2
MINUTECLINIC DIAG OF IND, LLC #6553		2			2
CVS SC7567POCT BOILING SPRINGS		1	1	50%	2
APALACHEE CENTER INC		2			2
POMONA VALLEY COMMUNITY HOSPITAL			2	100%	2
CARESPOT URGENT CARE		1	1	50%	2
SPRINGFIELD HOSPITAL LABORATORY			2	100%	2
SMITH NORTHVIEW HOSPITAL LAB			2	100%	2
MINUTECLINIC DIAGNOSTIC PA #7110		2			2
Sears Coastal Nursing and Rehab		2			2
MURFREESBORO MEDICAL CLINIC		2			2
WALGREENS #05477		2			2
ILLINOIS DEPT OF PUBLIC HEALTH LABS			2	100%	2
CVS IN7653POCT EVANSVILLE		1	1	50%	2
STATE OF FLORIDA			2	100%	2
HCR MANOR CARE SERVICES OF FLORIDA III INC		2			2
SUMMIT URGENT CARE PS			2	100%	2
MINUTECLINIC, LLC, DBA MINUTECLINIC #4		2			2
CONCENTRA - ORLANDO SOUTH II		2			2
ASCENSION ST MICHAEL'S HOSPITAL LAB		1	1	50%	2
MCLAREN REGIONAL MEDICAL CENTER			2	100%	2
SUNSHINE PHARMACY		2			2
Crisp Regional Nursing and Rehab Center		1			1
HUDSON REGIONAL HOSPITAL			1	100%	1
ST JOSEPHS CHILDRENS HOSPITAL PEDI TRANSPORT			1	100%	1

COVID-19: testing by laboratory

Data through Feb 18, 2021 verified as of Feb 19, 2021 at 09:25 AM

Data in this report are provisional and subject to change.

The numbers in the table below represent the number of Florida and non-Florida residents for whom test results were received by the Department of Health. A person can be tested by more than one laboratory and can have both positive and negative results. **Therefore, the sum of the numbers in each column will be larger than the total number of people tested.**

Reporting lab	Inconclusive	Negative	Positive	Percent positive	Total
GENESSEE COUNTY HEALTH DEPARTMENT		1			1
THE CHRIST HOSPITAL			1	100%	1
EVANS FAMILY CARE PA			1	100%	1
WALGREENS #5130			1	100%	1
HIGH DESERT COURT GROUP HOME			1	100%	1
SOUTHERN SPRINGS HEALTH CARE		1			1
CVS OH2486POCT NILES			1	100%	1
HELIX BIOMEDICS LLC			1	100%	1
LIFE CARE CENTER OF HILTON HEAD		1			1
MEDEXPRESS URGENT CARE - PATRICK STREE			1	100%	1
INDIANA STATE DEPARTMENT OF HEALTH CLINIC MICROBIOLOGY		1			1
GOOD SAMARITAN SOCIETY-FOREST CITY		1			1
IVY CREEK HEALTHCARE & WELLNESS CENTRE			1	100%	1
Kroger 699 - The Little Clinic Smyrna		1			1
HENRICO DOCTOR'S LABORATORY			1	100%	1
RESTORE MEDICAL PARTNERS PLLC			1	100%	1
FAMILY PRACTICE OF CENTRAL FLORIDA PA			1	100%	1
IVAN, MAYA			1	100%	1
THE INTERNAL MEDICAL GROUP		1			1
C A R E S		1			1
BLOOD SYSTEMS LABORATORIES			1	100%	1
Washington County Nursing H0me			1	100%	1
MINUTECLINIC DIAG OF IND, LLC #6250		1			1
SIMPLY HEALTHCARE AND WELLNESS CLINIC, PC			1	100%	1
PREMIER MOBILE HEALTH SERVICES, LLC			1	100%	1
ST CATHERINE HOSPITAL LABORATORY			1	100%	1
Regency Square			1	100%	1
MEDCOR INC			1	100%	1
GADSDEN FAMILY PRACTICE		1			1
MD NOW MEDICAL CENTERS, INC			1	100%	1
WEST FLORIDA HOSPITAL LABORATORY			1	100%	1
SIGNATURE CARE MIDLAND			1	100%	1
WAKE FOREST MEDICAL CENTER LABORATORY			1	100%	1
CLEVELAND HEARTLAB			1	100%	1
NEMOURS CHILDREN'S PRIMARY CARE			1	100%	1
NORTH CAROLINA STATE LABORATORY OF PUBLIC HEALTH, SPECTRUM LAB NETWORK			1	100%	1
SOUTH FLORIDA URGENT CARE CENTERS, LLC			1	100%	1
FLORIDA DEPARTMENT OF HEALTH IN CITRUS COUNTY		1			1
MADISON FACILITY INC			1	100%	1
FREDERICK MEMORIAL HOSPITAL			1	100%	1
CELEBRATION FAMILY PHYSICIANS LLC			1	100%	1
EUGENE T FINAN, MD			1	100%	1
COASTAL PEDIATRICS LLC			1	100%	1
PENNY PEDIATRICS		1			1
Lenbrook		1			1
FRESENIUS KIDNEY CARE FORT WALTON BEACH			1	100%	1

COVID-19: testing by laboratory

Data through Feb 18, 2021 verified as of Feb 19, 2021 at 09:25 AM

Data in this report are provisional and subject to change.

The numbers in the table below represent the number of Florida and non-Florida residents for whom test results were received by the Department of Health. A person can be tested by more than one laboratory and can have both positive and negative results. **Therefore, the sum of the numbers in each column will be larger than the total number of people tested.**

Reporting lab	Inconclusive	Negative	Positive	Percent positive	Total
GAMMA HEALTHCARE, INC		1			1
PENSACOLA PATHOLOGY		1			1
CHILDRENS SPECIALIST PEDIATRIC PULMMOLOGY &			1	100%	1
CARSON NURSING AND REHABILITATION CENTER		1			1
THE NEW JEWISH HOME		1			1
NORTH OKALOOSA CLINIC CORP		1			1
NABI		1			1
NORDX			1	100%	1
FAMILY MEDICAL CENTERS			1	100%	1
BLACKBAG DIGITAL HEALTH LLC		1			1
WRIGHT PATTERSON AFB MEDICAL CENTER			1	100%	1
Bay View Nursing and Rehabilitation Center			1	100%	1
SANTA MONICA CA-UCLA MC			1	100%	1
MID-FLORIDA PATHOLOGY LLC		1			1
TMH PHYSICIAN PARTNERS WAKULLA			1	100%	1
ABSOLUTE CAREGIVERS HOME HEALTH AGENCY INC			1	100%	1
SPRINGBROOK HOSPITAL			1	100%	1
Urgent Care 24/7 Orlando LLC			1	100%	1
CVS IL2297144CV CHICAGO		1			1
MEDSTAR HEALTH URGENT CARE			1	100%	1
BRUSHY CREEK FAMILY HOSPITAL			1	100%	1
Senatobia Healthcare & Rehab		1			1
NORTH WEST FLORIDA DIAGNOSTIC ENOCRINOLOGY CLINIC			1	100%	1
DOYLESTOWN HOSPITAL			1	100%	1
HAWAII DEPARTMENT OF HEALTH LAB			1	100%	1
FORT LOUDOUN PRIMARY CARE		1			1
CVS M08595POCT RAYMORE		1			1
BAPTIST MINOR MEDICAL CENTER			1	100%	1
REELFOOT FAMILY WALK-IN CLINIC		1			1
CVS NM8918POCT ALBUQUERQUE		1			1
ADVANCE HEALTH AND WELLNESS SOLUTIONS			1	100%	1
CAROMONT HEALTH			1	100%	1
UHEALTH CARDIOLOGY			1	100%	1
Big River Nursing and Rehab		1			1
HAVASU REGIONAL MEDICAL CENTER			1	100%	1
Kroger 929 - The Little Clinic Corryville		1			1
PRIMARY & URGENT CARE CENTERS			1	100%	1
Melbourne Terrace Rehabilitation Center			1	100%	1
FLORIDA HOSPITAL TRANSPLANT CENTER		1			1
Chateau Girardeau			1	100%	1
APOLLOMDX LLC			1	100%	1
CENTRAL FLORIDA MEDICAL CARE			1	100%	1
SOUTHEASTERN PATHOLOGY ASSOCIATES			1	100%	1
SOUTH COUNTY MEDICAL CENTER			1	100%	1
VIVIAN SIMMONS FAMILY PRACTICE			1	100%	1
CVS OH4359POCT HUDSON		1			1

COVID-19: testing by laboratory

Data through Feb 18, 2021 verified as of Feb 19, 2021 at 09:25 AM

Data in this report are provisional and subject to change.

The numbers in the table below represent the number of Florida and non-Florida residents for whom test results were received by the Department of Health. A person can be tested by more than one laboratory and can have both positive and negative results. **Therefore, the sum of the numbers in each column will be larger than the total number of people tested.**

Reporting lab	Inconclusive	Negative	Positive	Percent positive	Total
TMH URGENT CARE CENTER			1	100%	1
SMA BEHAVIORAL HEALTH SERVICES INC		1			1
INDIGO PALMS			1	100%	1
UNITED HEALTHCARE			1	100%	1
PALM WEST INTERNIST PA			1	100%	1
MINUTE CLINIC DIAGNOSTIC MED GRP OF CA		1			1
GENEVA FAMILY HEALTH			1	100%	1
FIRST CARE OF GAINESVILLE			1	100%	1
Kroger 596 - The Little Clinic Brentwood		1			1
MEDEXPRESS URGENT CARE - LAWRENCE		1			1
PHYSICIANS PRIMARY CARE LEHIGH PEDS			1	100%	1
FAMILY MEDICINE AT CELEBRATION		1			1
FAIRVIEW HOSPITAL			1	100%	1
POINTE MEDICAL SERVICES INC			1	100%	1
CVS CT288POCT BRISTOL		1			1
FLORIDA HEART AND VASCULAR MULTISPECIALTY GROUP PA			1	100%	1
WELLOW URGENT CARE-OSWEGO			1	100%	1
SANCHEZ CAZAU MEDICAL GROUP			1	100%	1
GUTHRIE CORNING HOSPITAL LABORATORY		1			1
ULTIMATE ANALYSIS LABORATORY			1	100%	1
HARDIN MEMORIAL HOSPITAL - HEARTLAND PATHOLOGY CONSULTANTS			1	100%	1
TREASURE COAST COMMUNITY HEALTH INC			1	100%	1
OCALA CBOC		1			1
SIGNATURE CARE COLLEGE STATION			1	100%	1
EASTSIDE MEDICAL CLINIC		1			1
MARTIN LUTHER KING RENAL INSTITUTE			1	100%	1
ELAN MANATEE			1	100%	1
MINUTECLINIC, LLC #4507		1			1
EDGAR PRICE FAMILY & CHILDREN HEALTHCARE CENTER			1	100%	1
URGENT CARE OF FORT LAUDERDALE INC			1	100%	1
EXAC CARE CROSSVILLE		1			1
DEVLIN MANOR NURSING AND REHABILITATION		1			1
STAMFORD HOSPITAL			1	100%	1
MEDEXPRESS URGENT CARE - BENTON		1			1
ATLANTIC DIAGNOSTICS			1	100%	1
CORDOVA FAMILY PRACTICE			1	100%	1
EXCEPTIONAL EMERGENCY CENTER			1	100%	1
OPTIMAL MEDICINE INC		1			1
ENCOMPASS HEALTH REHABILITATION HOSPITAL OF MIAMI			1	100%	1
BREVARD FAMILY WALK IN CLINIC			1	100%	1
MCH PHYSICIANS GROUP			1	100%	1
LABTOX LABORATORIES			1	100%	1
PRIMARY AND URGENT CARE			1	100%	1
BAPTIST HEALTH EXPRESS CARE			1	100%	1
VA COMMUNITY BASED CLINIC - LAKE CITY			1	100%	1
GRAND VIEW HOSPITAL			1	100%	1

COVID-19: testing by laboratory

Data through Feb 18, 2021 verified as of Feb 19, 2021 at 09:25 AM

Data in this report are provisional and subject to change.

The numbers in the table below represent the number of Florida and non-Florida residents for whom test results were received by the Department of Health. A person can be tested by more than one laboratory and can have both positive and negative results. **Therefore, the sum of the numbers in each column will be larger than the total number of people tested.**

Reporting lab	Inconclusive	Negative	Positive	Percent positive	Total
ASCENSION ST VINCENT'S - WESTSIDE			1	100%	1
MOUNT ST MARYS HOSPITAL OF NIAGARA FALLS			1	100%	1
DEACONESS URGENT CARE CENTER			1	100%	1
Valley Center (WV)			1	100%	1
PRIMARY CARE & PEDIATRICS - SHEPHERSTOWN		1			1
CAPSTONE REHABILITATION AND HEALTHCARE		1			1
CSL PLASMA LAB			1	100%	1
CVS AZ10529POCT SCOTTSDALE		1			1
AFFILIATED LABORATORIES INC			1	100%	1
HCA HOUSTON ER 24/7			1	100%	1
KNAPP MEDICAL GROUP			1	100%	1
Belvoir Woods Health Care Center at The Fairfax		1			1
Jacaranda Manor			1	100%	1
Douglas County Health Center		1			1
CLEMENT MANOR HEALTH CENTER		1			1
CHI ST VINCENT LITTLE ROCK DIAGNOSTIC CLINIC			1	100%	1
ARIZONA STATE LABORATORY			1	100%	1
HEALTHCARE FOR THE HOMELESS			1	100%	1
ABBOTT LABORATORIES - OCCUPATIONAL HEALTH SERVICES			1	100%	1
Oakland Nursing and Rehabilitation Center		1			1
INFECTION CONTROL DEPT			1	100%	1
COLONIAL VILLA GOOD SAMARITAN CENTER		1			1
APS-SUMMIT CARE PHARMACY, LLC DBA OMNICARE		1			1
CVS AZ69POCT PEORIA		1			1
ST JOHNS EPISCOPAL HOSPITAL SOUTH SHORE		1			1
MEMORIAL HEALTH SYSTEM		1			1
Kroger 717 - The Little Clinic Dolphin Drive			1	100%	1
CVS AZ9210POCT SCOTTSDALE		1			1
CVS IL2798POCT CHICAGO			1	100%	1
MEDPOST - NORTH DALLAS			1	100%	1
SANTA ROSA PEDIATRICS			1	100%	1
Tremont Health & Rehabilitation Center		1			1
CARESPOT - OCOEE			1	100%	1
DAYTONA BEACH HEALTH AND REHAB CENTER		1			1
DSI LABORATORIES-NAPLES-7TH			1	100%	1
Kroger 531 - The Little Clinic Waterville		1			1
PANCARE HEALTH - CARR ELEM & MIDDLE SCHOOL			1	100%	1
CSI LABORATORIES FLORIDA			1	100%	1
WMC HEALTH GROUP OF KISSIMMEE LLC			1	100%	1
PULMONARY MEDICINE		1			1
BRITTNEY WHELIHAN IRWIN ARNP LLC			1	100%	1
MEDEXPRESS URGENT CARE CHICOPEE			1	100%	1
Virginia Gay Nursing and Rehab		1			1
NORTHWEST TEXAS HEALTHCARE SYSTEM,INC			1	100%	1
Long Beach Care Center			1	100%	1
PEDIATRIC ASSOCIATES - MIAMI LAKES		1			1

COVID-19: testing by laboratory

Data through Feb 18, 2021 verified as of Feb 19, 2021 at 09:25 AM

Data in this report are provisional and subject to change.

The numbers in the table below represent the number of Florida and non-Florida residents for whom test results were received by the Department of Health. A person can be tested by more than one laboratory and can have both positive and negative results. **Therefore, the sum of the numbers in each column will be larger than the total number of people tested.**

Reporting lab	Inconclusive	Negative	Positive	Percent positive	Total
WATERS EDGE ELEMENTARY SCHOOL			1	100%	1
MARTIN ARMY COMMUNITY HOSPITAL			1	100%	1
CVS AZ7841POCT TUCSON		1			1
Waters of Covington		1			1
NONA MEDICAL ARTS		1			1
BLAKE AT PENSACOLA OPERATION CO, LLC, THE			1	100%	1
FIRST PHYSICIANS GROUP - LORRAINE CORNERS		1			1
MARYLAND DEPARTMENT OF HEALTH AND MENTAL HYGIENE			1	100%	1
REGIONAL MEDICAL LABORATORY			1	100%	1
CARTERSVILLE MEDICAL CENTER			1	100%	1
DIGNITY HEALING LLC			1	100%	1
Acts Manor House		1			1
HEALTHPARTNERS HUDSON CLINIC			1	100%	1
Village Crest Center for Health & Rehabilitation		1			1
SOMA MEDICAL CENTER PA #2 OAKLAND			1	100%	1
Carington Park			1	100%	1
West Melbourne Health and Rehabilitation Center			1	100%	1
HEALTH AND WELLNESS URGENT CARE LLC			1	100%	1
CVS CA9803POCT RIVERSIDE		1			1
SEACOAST PATHOLOGY PROFESSIONAL ASSOC		1			1
ROAN MOUNTAIN MEDICAL CENTER			1	100%	1
ARTESIAN HOME		1			1
UABC			1	100%	1
CENTRAL FLORIDA INTERNAL OCCUPATIONAL AND		1			1
BETHESDA HEALTH PHYSICIANS GROUP		1			1
NEW YORK CITY DEPARTMENT OF HEALTH			1	100%	1
PEDIATRIC URGENT CARE CENTR OF FORT WORTH-LA GRAN			1	100%	1
STONECREST MEDICAL CENTER		1			1
NORTH SHORE HEMATOLOGY-ONCOLOGY ASSOCI		1			1
SHARON REGIONAL MEDICAL CENTER			1	100%	1
THE CHILDREN'S HOSPITAL OF PHILADELPHIA		1			1
KIDS CARE PEDIATRICS PA			1	100%	1
INTERNAL MEDICINE GROUP OF CENTRAL FLORIDA			1	100%	1
ADVENT HEALTH - OWASA			1	100%	1
LAB PLUS, LLC			1	100%	1
WALGREENS #01398			1	100%	1
HELIX URGENT CARE			1	100%	1
JPS HEALTH CENTER AT TRUE WORTH PLACE			1	100%	1
Altenheim Senior Living		1			1
Walgreens #3661		1			1
OAKMONT EAST- GREENVILLE SC, LLC		1			1
DAYTONA BEACH CENTRA CARE			1	100%	1
MEDSTAR URGENT CARE, LLC			1	100%	1
Manor Care of Dallastown d/b/a ManorCare Health Services - Dallastown		1			1
SPRING VALLEY HOSPITAL MEDICAL CENTER			1	100%	1
MEDEXPRESS URGENT CARE, EDWARDSVILLE		1			1

COVID-19: testing by laboratory

Data through Feb 18, 2021 verified as of Feb 19, 2021 at 09:25 AM

Data in this report are provisional and subject to change.

The numbers in the table below represent the number of Florida and non-Florida residents for whom test results were received by the Department of Health. A person can be tested by more than one laboratory and can have both positive and negative results. **Therefore, the sum of the numbers in each column will be larger than the total number of people tested.**

Reporting lab	Inconclusive	Negative	Positive	Percent positive	Total
Walgreens #10851		1			1
Bayou Vista Community Care Center			1	100%	1
FIT4LIFE MEDICAL CENTER			1	100%	1
NORTHEAST BAPTIST HOSPITAL			1	100%	1
CVS PA1074POCT KENNETT SQUARE		1			1
SOUTHWEST REGIONAL PCR LABORATORY			1	100%	1
MOUNT SINAI COMPREHENSIVE CANCER CENTER			1	100%	1
CVS PA2687POCT EXTON		1			1
ACUPATH LABORATORIES INC			1	100%	1
ALLIANCE MD DIRECT PRIMARY CARE			1	100%	1
MEDICAL SPECIALISTS OF THE PALM BEACHES INC			1	100%	1
ALL PEDIATRIC CARE PA			1	100%	1
BNJ		1			1
COMMUNITY			1	100%	1
MEDEXPRESS URGENT CARE - DERBY N ROCK		1			1
St Mary's d'Youville Pavilion		1			1
Kroger 667 - The Little Clinic Litchfield Park		1			1
CROSS CREEK HEALTH CARE		1			1
BETHESDA HOSPITAL EAST BLOOD GAS LAB			1	100%	1
Cottage of the Shoals		1			1
MEDEXPRESS URGENT CARE - WICHITA, N MAIZE RD		1			1
FRESENIUS SOUTH FORT MYERS		1			1
Kroger 618 - The Little Clinic Trail Creek Village		1			1
CHC			1	100%	1
MEMORIAL HOSPITAL LOS BANOS			1	100%	1
Smg/North Jersey Hematology & Oncology		1			1
WHEATON FRANCISCAN LABORATORY			1	100%	1
URGENT DOC -NACOGODOCHES CLINIC			1	100%	1
WALMART PHARMACY 10-4554		1			1
MERCY MEDICAL CENTER INC			1	100%	1
MBMG OF WINTER HAVEN			1	100%	1
ADVENTHEALTH MEDICAL GROUP FAMILY AND INTERNAL			1	100%	1
MY WELLNESS EXPRESS			1	100%	1
LEELANAU OPCO, LLC		1			1
MINUTECLINIC DIAG OF IND, LLC #4368		1			1
MARINA DEL REY HOSPITAL LAB			1	100%	1
COX HEALTH SOUTH LAB			1	100%	1
MEMORIAL SATILLA HEALTH			1	100%	1
Signature Healthcare of Palm Beach			1	100%	1
MEDEXPRESS URGENT CARE - WAYNESBURG		1			1
STERLING HOUSE OF PORT ORANGE		1			1
CORNERSTONE OF RECOVERY INC		1			1
ASHLEY PEDIATRICS DAY & NIGHT CLINIC			1	100%	1
SEATTLE-KING COUNTY			1	100%	1
Pinnacle Assisted Living			1	100%	1
Carrollton Manor Inc		1			1

COVID-19: testing by laboratory

Data through Feb 18, 2021 verified as of Feb 19, 2021 at 09:25 AM

Data in this report are provisional and subject to change.

The numbers in the table below represent the number of Florida and non-Florida residents for whom test results were received by the Department of Health. A person can be tested by more than one laboratory and can have both positive and negative results. **Therefore, the sum of the numbers in each column will be larger than the total number of people tested.**

Reporting lab	Inconclusive	Negative	Positive	Percent positive	Total
LAKE LURE HEALTH CENTER			1	100%	1
JOHN PETER SMITH HOSPITAL- OB TRIAGE			1	100%	1
KNOX COMMUNITY HOSPITAL			1	100%	1
LOWER KEYS COMMUNITY HEALTH CENTER			1	100%	1
NEMOURS CHILDRENS PRIMARY CARE CLERMONT			1	100%	1
CVS / PHARMACY #10794			1	100%	1
RML PHARMACY PC		1			1
RICHMOND MEDICAL CENTER FOR WOMEN		1			1
SOUTHERN WINDS			1	100%	1
THE MEDICAL CENTER AT BOWLING GREEN			1	100%	1
Kroger 49 - The Little Clinic Wichita - 21st St.			1	100%	1
COMMONWEALTH OF VIRGINIA DIVISION OF CONSOLIDATED LABORATORY SERVICES			1	100%	1
COVENANT HEALTH		1			1
OAK HAVEN REHAB AND NURSING CENTER			1	100%	1
SUNCOAST COMMUNITY HEALTH CENTERS INC		1			1
ACCESS MEDICAL GROUP OF TAMPA INC			1	100%	1
CVS NV5286POCT HENDERSON		1			1
CVS TX3292POCT WYLIE		1			1
CVS OH4300POCT STRONGSVILLE		1			1
ADDINGTON PLACE EAST LAKE		1			1
Grangeville Health and Rehab		1			1
CVS OH3980POCT KENT		1			1
BIOMAT ORLANDO		1			1
ROBERTS WESLEYAN COLLEGE HEALTH CENTE		1			1
ST GERARD'S COMMUNITY OF CARE		1			1
NORTH PALM BEACH DIALYSIS CENTER			1	100%	1
LABTEST LLC LABTEST DIAGNOSTICS			1	100%	1
UNIVERSITY OF IOWA HOSPITALS & CLINICS			1	100%	1
CORPUS CHRISTI MEDICAL CENTER			1	100%	1
MAYO CLINICAL LABORATORIES		1			1
MIL LAKE HEALTHCARE CENTER INC PEDIATRICS			1	100%	1
JACKSONVILLE VA OPC			1	100%	1
ADVANCED LABORATORY SERVICES			1	100%	1
MCLEOD MEMORIAL HOSPITAL CLARENDON			1	100%	1
LAKE MARY OPTUM FLORIDA			1	100%	1
LIBERTY HEALTH CENTER			1	100%	1
DEERFIELD BEACH REHABILITATION AND NURSING			1	100%	1
COLUMBIA CREST CARE & RAHAB		1			1
UNITYPOINT HEALTH TRINITY			1	100%	1
WESTON COUNTY HEALTH SERVICES			1	100%	1
GOOD SAMARITAN SOCIETY - DE SMET		1			1
HALE KUPUNA HERITAGE HOME		1			1
Kroger 518 - The Little Clinic Hermitage		1			1
LAKEVIEW REGIONAL HOSPITAL			1	100%	1
FAST PACE URGENT CARE			1	100%	1
CLEVELAND CLINIC AKRON GENERAL			1	100%	1

COVID-19: testing by laboratory

Data through Feb 18, 2021 verified as of Feb 19, 2021 at 09:25 AM

Data in this report are provisional and subject to change.

The numbers in the table below represent the number of Florida and non-Florida residents for whom test results were received by the Department of Health. A person can be tested by more than one laboratory and can have both positive and negative results. **Therefore, the sum of the numbers in each column will be larger than the total number of people tested.**

Reporting lab	Inconclusive	Negative	Positive	Percent positive	Total
PRIMEX CLINICAL LABORATORIES INC			1	100%	1
CHC SOUTHWEST FLORIDA LAB-LIVE			1	100%	1
CVS NE8626POCT LINCOLN		1			1
POMPANO BEACH ARTIFICIAL KIDNEY CENTER			1	100%	1
Good Samaritan Society - Albion		1			1
Kroger 57 - The Little Clinic Jay C Charlestown		1			1
MEDEXPRESS URGENT CARE - TOPEKA, SW WANAMAKER RD		1			1
MAYO CLINIC OUTPATIENT DIALYSIS CENTER			1	100%	1
			1	100%	1
HYDE PARK MEDICAL CENTER		1			1
MEDERI CARETENDERS			1	100%	1
Kroger 825 - The Little Clinic Dorothy Lane		1			1
Vi at Aventura		1			1
INTERMOUNTAIN HEALTHCARE LABORATORY SERVICES			1	100%	1
PORTSMOUTH REG. HOSPITAL			1	100%	1
YOUTH HEALTH CENTER OF HUNTINGTON		1			1
Summit Medical Group Morristown Oncology		1			1
LABORATORY COPORATION OF AMERICA			1	100%	1
JMC TALLAHASSEE, LLC			1	100%	1
MRMC LAB MICRO			1	100%	1
WINCHESTER HOSPITAL			1	100%	1
BIOLOGICAL AND CHEMICAL EMERGENCIES LABORATORY			1	100%	1
PUBLIC HEALTH LABORATORIES			1	100%	1
ASHLEY PEDICATRICS DAY AND NIGHT CLINIC			1	100%	1
MEDEXPRESS URGENT CARE - LEOMINSTER		1			1
Cerenity Senior Care-White Bear Lake		1			1
Imperial Healthcare Centre			1	100%	1
MYCLINIC, INC			1	100%	1
HEALTH EXPRESS		1			1
DECATUR MORGAN HOSPITAL - DECATUR GENE		1			1
CHIPOLA QUICK CARE			1	100%	1
NULEASE MEDICAL SOLUTIONS			1	100%	1
MED TECH CLINICAL LABORATORY		1			1
Raleigh Center (WV)			1	100%	1
BRISTOL REGINAL MEDICAL CENTER			1	100%	1
US LABORATORIES			1	100%	1
SILVER SPRINGS SHORES DIALYSIS			1	100%	1
MINUTE CLINIC LLC #1909		1			1
SSC NASHVILLE OPERATING CO LLC D/B/A		1			1
LAKE VIEW COURT		1			1
AUSTIN URGENT CARE			1	100%	1
Cooperstown Center for Nursing and Rehabilitation		1			1
KEY WEST BRANCH MEDICAL CLINIC			1	100%	1
NANCY M WORTHINGTON MD PA			1	100%	1
GEORGE WASHINGTON UNIVERSITY HOSPITAL			1	100%	1
CHILDREN'S MEMORIAL HOSPITAL			1	100%	1

COVID-19: testing by laboratory

Data through Feb 18, 2021 verified as of Feb 19, 2021 at 09:25 AM

Data in this report are provisional and subject to change.

The numbers in the table below represent the number of Florida and non-Florida residents for whom test results were received by the Department of Health. A person can be tested by more than one laboratory and can have both positive and negative results. **Therefore, the sum of the numbers in each column will be larger than the total number of people tested.**

Reporting lab	Inconclusive	Negative	Positive	Percent positive	Total
HEALTH GUAGE			1	100%	1
MID-SOUTH URGENT CARE, PLLC			1	100%	1
SHAH			1	100%	1
ALPHA 1 ANTITRYPSIN RESEARCH PROGRAM			1	100%	1
CELEBRATION HOSPITAL			1	100%	1
CVS OH6167POCT ASHLAND		1			1
ALTA BATES SUMMIT MEDICAL CENTER CLINICAL LAB			1	100%	1
Central Park Healthcare & Rehabilitation Center		1			1
SONNI'S PEDIATRICS			1	100%	1
WELLPATH			1	100%	1
SPECTRUM LUDINGTON			1	100%	1
ROYAL CARE MEDICAL CENTER			1	100%	1
ASPIRUS WAUSAU HOSPITAL			1	100%	1
EMERGENCY CARE SERVICES LAB AT JFK MEDICAL CENTER			1	100%	1
PHYSICIANS PREMIER			1	100%	1
HOLMES FAMILY PRACTICE PA			1	100%	1
Brynwood Health & Rehabilitation Center			1	100%	1
FAMILY MEDICINE AT KISSIMMEE		1			1
WINTER PARK MEMORIAL HOSPITAL LABORATORY		1			1
DORA HOME CARE			1	100%	1
DOCTOR TODAY URGENT CARE			1	100%	1
LEXINGTON HOSPITAL CORPORATION			1	100%	1
TARRYTOWN PHARMACY			1	100%	1
SHANDS JACKSONVILLE CLINICAL CENTER			1	100%	1
DONALSONVILLE HOSPITAL			1	100%	1
ROSE MEDICAL CENTER LAB			1	100%	1
CONWAY - SHERWOOD URGENT CARE			1	100%	1
SPRINGFIELD HOSPITAL			1	100%	1
SUMMIT LABORATORY			1	100%	1
Kroger 379 - The Little Clinic Stony Brook		1			1
FLAGLER CARE CENTER			1	100%	1
Kroger 524 - The Little Clinic Iron Bridge Road		1			1
PALMA CEIA MED GROUP-SWANN		1			1
Village Green Health & Rehabilitation		1			1
GSM OCED Subsection			1	100%	1
LEHIGH PULMONARY ASSOCIATES			1	100%	1
LAKEWOOD RANCH MEDICAL GROUP LLC			1	100%	1
USCG AIR STATION CLEARWATER CLINIC			1	100%	1
CLINICAL TRIALS OF TAMPA LLC		1			1
SUREPOINT URGENT CARE PADRE ISLAND			1	100%	1
BAPTIST HEALTH MEDICAL PLAZA			1	100%	1
PEDIATRIC ASSOCIATES - JACKSONVILLE			1	100%	1
WALGREENS # 12338		1			1
MINUTECLINIC # 21110			1	100%	1
NEW YORK PRESBYTERIAN HOSPITAL			1	100%	1
Walgreens #9890		1			1

COVID-19: testing by laboratory

Data through Feb 18, 2021 verified as of Feb 19, 2021 at 09:25 AM

Data in this report are provisional and subject to change.

The numbers in the table below represent the number of Florida and non-Florida residents for whom test results were received by the Department of Health. A person can be tested by more than one laboratory and can have both positive and negative results. **Therefore, the sum of the numbers in each column will be larger than the total number of people tested.**

Reporting lab	Inconclusive	Negative	Positive	Percent positive	Total
Springdale Village		1			1
BREVARD COUNTY JAIL			1	100%	1
LAKESIDE MEDICAL CENTER		1			1
SARASOTA MEMORIAL HOSPITAL		1			1
FAMILY MEDICAL CENTER		1			1
REHABILITATION CENTER OF SOUTH GEORGIA		1			1
CYPRESS CREEK DIALYSIS CTR			1	100%	1
Wedgewood Manor		1			1
ST. MARY MEDICAL CENTER		1			1
BARRINGTON TERRACE NAPLES			1	100%	1
Freedom Pointe at The Villages			1	100%	1
BLOOMIN BRANDS WELLNESS CENTER			1	100%	1
ONslow COUNTY HEALTH DEPARTMENT			1	100%	1
MEDEXPRESS URGENT CARE - LINCOLN		1			1
CLEVELAND CLINIC FLORIDA WAIVED			1	100%	1
HEALTH NETWORK			1	100%	1
NEW YORK STATE DEPARTMENT OF HEALTH			1	100%	1
Towne Manor West		1			1
Ohman Family Living at Holly Assisted Living		1			1
PRIME CARE FAMILY MEDICINE			1	100%	1
MAINE HEALTH AND ENVIRONMENTAL TESTING LABORATORY			1	100%	1
CARENOW URGENT CARE-HENDERSONVILLE		1			1
Kroger - KRO01100688			1	100%	1
HEALTHCARE ASSOCIATES OF IRVING, LLP			1	100%	1
COSTCO PHARMACY #1023			1	100%	1
SOPHIA MEDICAL ASSOCIATES, PC			1	100%	1
VIVEX/UMTB BIOMEDICAL			1	100%	1
Garden Villa Bedford		1			1
STANLY REGIONAL MEDICAL CENTER			1	100%	1
Kroger 682 - The Little Clinic New Holland Market			1	100%	1
CENTRAL TX URGENT CARE			1	100%	1
JOHNSON MEDICAL SERVICES			1	100%	1
OPTUM MEDICAL CLINIC IN ROCKRIMMON			1	100%	1
FLORIDA STATE UNIVERSITY HEALTH SERVICES			1	100%	1
QUEST INC			1	100%	1
NORTH SHORE HEMATOLOGY-ONCOLOGY ASSOCIATES		1			1
EAST END PEDIATRICS		1			1
CVS NH1004POCT SALEM			1	100%	1
NORTH SHORE HEMATOLOGY-ONCOLOGY ASSOCIATES PC		1			1
Henry County Health and Rehabilitation		1			1
Princeton Place			1	100%	1
SPEARE MEMORIAL HOSPITAL			1	100%	1
Buena Vista Care Center		1			1
VANDERBILT UNIVERSITY MEDICAL CENTER			1	100%	1
NORTH PALM CHIDRENS PHYSICIANS			1	100%	1
CHRISTUS SPOHN HOSPITAL			1	100%	1

COVID-19: testing by laboratory

Data through Feb 18, 2021 verified as of Feb 19, 2021 at 09:25 AM

Data in this report are provisional and subject to change.

The numbers in the table below represent the number of Florida and non-Florida residents for whom test results were received by the Department of Health. A person can be tested by more than one laboratory and can have both positive and negative results. **Therefore, the sum of the numbers in each column will be larger than the total number of people tested.**

Reporting lab	Inconclusive	Negative	Positive	Percent positive	Total
SAINT BARNABAS MEDICAL CENTER		1			1
ONPOINT URGENT CARE			1	100%	1
OMNICARE PHARMACY OF TEXAS 1, LP		1			1
BLOSSOMS ASSISTED LIVING 1 LLC			1	100%	1
YOUR HEALTH PEDIATRICS INC			1	100%	1
CITRUS DERMATOLOGY			1	100%	1
HCL LABORATORIES			1	100%	1
CLARKSVILLE MANOR INC		1			1
ALL CARE URGENT CARE			1	100%	1
ELATION HEALTH		1			1
VAULT MEDICAL SERVICES			1	100%	1
NEW ULM MEDICAL CENTER			1	100%	1
METHODISM MIDLOTHIAN MEDICAL CENTER			1	100%	1
THYROID SPECIALTY LABORATORY			1	100%	1
TRIPLE O RESEARCH INSTITUTE PA			1	100%	1
YOUR KIDS URGENT CARE			1	100%	1
West Bay of Tampa Center			1	100%	1
OMNI HEALTHCARE INC			1	100%	1
MEA PRIMARY CARE PLUS BYRAM			1	100%	1
WARREN GENERAL HOSPITAL			1	100%	1
Walgreens #10988		1			1
CHI ST. LUKE'S HEALTH BCM MEDICAL CENTER			1	100%	1
PREVENTIVE CARDIOLOGY AND INTERNAL MEDICINE ASSOCI			1	100%	1
USF PHYSICIANS GROUP			1	100%	1
CLINICAL MICROBIOLOGY LAB FAIRVIEW UNIVERSITY HOSPITAL			1	100%	1
GOSHEN MEDICAL CENTER			1	100%	1
Oak Hill Health & Rehabilitation Center			1	100%	1
ADVANCE GASTROENTEROLOGY			1	100%	1
J F K PEDIATRICS			1	100%	1
TALLAHASSEE DIALYSIS		1			1
BICKERTON, DAWN		1			1
ISLAND NURSING HOME			1	100%	1
CAREFIRST URGENT CARE - BEECHMONT			1	100%	1
PALM COAST DIALYSIS		1			1
Brio of Johnston		1			1
DEVLAB, LLC			1	100%	1
MINUTECLINIC DIAGNOSTICS OF OKLAHOMA		1			1
EASTGENE LABORATORIES		1			1
NORTH BREVARD CHILDRENS MEDICAL CENTER			1	100%	1
SAINT JOSEPH'S HOSPITAL AND MEDICAL CENTER		1			1
Seal Rock Healthcare		1			1
BAYFRONT CARDIOVASCULAR ASSOCIATES			1	100%	1
CFHC - FROSTPROOF			1	100%	1
Masonic Medical Research Institute			1	100%	1
FASTMED URGENT CARE			1	100%	1
WOMENS CARE FLORIDA LLC			1	100%	1

COVID-19: testing by laboratory

Data through Feb 18, 2021 verified as of Feb 19, 2021 at 09:25 AM

Data in this report are provisional and subject to change.

The numbers in the table below represent the number of Florida and non-Florida residents for whom test results were received by the Department of Health. A person can be tested by more than one laboratory and can have both positive and negative results. **Therefore, the sum of the numbers in each column will be larger than the total number of people tested.**

Reporting lab	Inconclusive	Negative	Positive	Percent positive	Total
SONORAN DESERT PATHOLOGY			1	100%	1
ASANTE THREE RIVERS MEDICAL CENTER LAB		1			1
CARE ADVANTAGE			1	100%	1
HAILE MEDICAL GROUP PA		1			1
ESOTERIC LAB			1	100%	1
Walgreens #9121		1			1
THOMAS HOSPITAL			1	100%	1
BATESVILLE - SHERWOOD URGENT CARE			1	100%	1
UNIVERSITY OF NORTH CAROLINA HOSPITALS			1	100%	1
MIAMI CHILDRENS HOSPITAL MIDTOWN OUTPATIENT CENTER			1	100%	1
APPLECARE URGENT CARE KINGSLAND			1	100%	1
MINUTECLINIC DIAGNOSTIC OF NH, LLC (CL		1			1
KELLY			1	100%	1
MERCY HOME		1			1
Kroger 550 - The Little Clinic Bellevue		1			1
Kroger 086 - The Little Clinic Broomfield-Sheridan		1			1
IMMY LABS			1	100%	1
RIVERSIDE REGIONAL MED CENTER			1	100%	1
BROOKDALE FORT WALTON BEACH			1	100%	1
COLONIAL MEDICAL CENTER-EAST ORLANDO			1	100%	1
PROGRESSIVE MEDICAL LAB LLC			1	100%	1
Good Samaritan Society-Atkinson		1			1
EXCEL URGENT CARE OF NJ, LLC		1			1
MAYO MEDICAL LABORATORIES			1	100%	1
CHILDRENS HEALTHCARE CTE OF NORTHERN		1			1
Oakview Manor Health and Rehab		1			1
HANCOCK REGIONAL HOSPITAL		1			1
CARENOW MIDTOWN			1	100%	1
IDAHO HEALTH DEPARTMENT			1	100%	1
BHA TITUSVILLE CLINIC			1	100%	1
FLORIDA CLINICAL LABORATORY INC DBA			1	100%	1
BAYCARE OUTREACH LAB WH SOUTH			1	100%	1
TILLAMOOK COUNTY GENERAL HOSPITAL LAB		1			1
MARYWOOD HEIGHTS		1			1
HALIFAX HEALTH PRIMARY CARE			1	100%	1
MINUTE CLINIC DIAGNOSTIC PA			1	100%	1
ANDREWS			1	100%	1
Kroger 539 - The Little Clinic Memorial Blvd.		1			1
CLINICAL LABORATORY DEPARTMENT			1	100%	1
CLINTON DRUG STORE		1			1
FLAGLER MEDICAL ASSOCIATES PA			1	100%	1
CFCH - FROSTPROOF			1	100%	1
INNOVATIVE HEALTH DIAGNOSTIC OF CALIFORNIA			1	100%	1
PASCO COUNTY HEALTH DEPARTMENT			1	100%	1
FHPG_EXP CARE PALM HARBOR			1	100%	1
LANCASHIRE HALL NURSING AND REHABILITATION CENTER		1			1

COVID-19: testing by laboratory

Data through Feb 18, 2021 verified as of Feb 19, 2021 at 09:25 AM

Data in this report are provisional and subject to change.

The numbers in the table below represent the number of Florida and non-Florida residents for whom test results were received by the Department of Health. A person can be tested by more than one laboratory and can have both positive and negative results. **Therefore, the sum of the numbers in each column will be larger than the total number of people tested.**

Reporting lab	Inconclusive	Negative	Positive	Percent positive	Total
CHESAPEAKE REGIONAL MEDICAL CENTER			1	100%	1
CVS PA371POCT PHILADELPHIA		1			1
PSL JAX BEACH OPERATIONS LLC			1	100%	1
Crowne Health Care of Mobile		1			1
ADVENTHEALTH MEDICAL GROUP OBSTETRICS			1	100%	1
Villa Maria			1	100%	1
DEBORAH HEART AND LUNG CENTER		1			1
TANGLEWOOD MANOR		1			1
RIVERTON CBOC			1	100%	1
CENTRAL TX MEDICAL CENTER - LAB			1	100%	1
ORLANDO HEALTH MEDICAL GROUP			1	100%	1
PARKWAY REGIONAL MEDICAL CENTER LAB			1	100%	1
WEST PALM BEACH PHARMACEUTICALS LLC			1	100%	1
ACCESS FAMILY CARE LLC			1	100%	1
MEDICAL CITY NORTH HILLS			1	100%	1
DEPARTMENT OF HEALTH SERVICES			1	100%	1
PRINCIPLE DIAGNOSTICS LLC			1	100%	1
PRISMA HEALTH TUOMEY LABORATORY			1	100%	1
SUNY AT STONY BROOK			1	100%	1
Riverside Nursing & Rehabilitation Center		1			1
CVS OH6164POCT DELAWARE		1			1
GILBERT MEDICAL GROUP			1	100%	1
PROVIDENCE HOSPITAL			1	100%	1
NEMOURS CHILDRENS URGENT CARE			1	100%	1
PINEVILLE PHARMACY			1	100%	1
THEDACARE FAMILY MEDICINE GATEWAY			1	100%	1
VERITAS GENETICS, INC.			1	100%	1
CLIFTON-FINE HOSPITAL LABORATORY		1			1
LOUNDRY		1			1
Bolingreen Health and Rehabilitation		1			1
Walgreens #5421		1			1
MINUTECLINIC DIAGNOSTIC, PA		1			1
CVS AZ5026POCT MESA		1			1
TITUSVILLE REHABILITATION AND NURSING CENTER		1			1
HOLYOKE MEDICAL CENTER			1	100%	1
CVS CA9715POCT THOUSAND OAKS		1			1
BRIDGEWATER PARK ASSISTED LIVING LLC			1	100%	1
SOLARIS HEALTHCARE PLANT CITY		1			1
HOMELAND CENTER		1			1
Kroger 527 - The Little Clinic Hwy 70 S.		1			1
LAB. CORP. OF AMERICA			1	100%	1
Accordius Health at Gastonia			1	100%	1
Kroger - KRO03400316			1	100%	1
WMC HEALTH GROUP INC			1	100%	1
Kroger 629 - The Little Clinic Cartersville, GA Hwy 41		1			1
CVS MI8049POCT WATERFORD		1			1

COVID-19: testing by laboratory

Data through Feb 18, 2021 verified as of Feb 19, 2021 at 09:25 AM

Data in this report are provisional and subject to change.

The numbers in the table below represent the number of Florida and non-Florida residents for whom test results were received by the Department of Health. A person can be tested by more than one laboratory and can have both positive and negative results. **Therefore, the sum of the numbers in each column will be larger than the total number of people tested.**

Reporting lab	Inconclusive	Negative	Positive	Percent positive	Total
Williamstown Commons			1	100%	1
RAPID CITY REGIONAL HOSPITAL -579 ATTN. LABORATORY		1			1
ORMC-ARDEN/EOI			1	100%	1
NHC Chattanooga			1	100%	1
MARLBORO URGENT CARE		1			1
DEVITA		1			1
ATHENS MEDICAL CENTER			1	100%	1
PASTEUR MEDICAL CENTER LLC		1			1
SUN CITY DIAGNOSTIC CENTER			1	100%	1
WELLINGTON WEST 100176			1	100%	1
107TH PLACE GROUP HOME		1			1
FAITH FAMILY PRACTICE			1	100%	1
HEARTLAND OF ZEPHYRHILLS FL, LLC			1	100%	1
CHATSWORTH ASSISTED LIVING COMMUNITY AT PGA NATIONAL			1	100%	1
WILMINGTON NURSING AND REHAB			1	100%	1
BAYSTATE REFERENCE LABORATORY			1	100%	1
ACCOMPLISHED HOME CARE		1			1
CHRISTIAN REST HOME ASSOC		1			1
MY URGENT CARE CLINIC			1	100%	1
Ashland Place Health and Rehabilitation, LLC		1			1
DOCTORS HEARING			1	100%	1
HSRE-ASL CASSELBERRY TRS, LLC			1	100%	1
CARDIOLOGY AND FITNESS MEDICINE		1			1
BMC/NASSAU			1	100%	1
ACCESS HEALTH CARE PHYSICIANS, LLC		1			1
RIVIERA BEACH HEALTH CENTER LAB			1	100%	1
MEDEXPRESS URGENT CARE - ST CLAIR, CLOVER DR.		1			1
EXACCARE KINGSTON, LLC			1	100%	1
ADVANTA LABS, LLC		1			1
Kroger 923 - The Little Clinic Centerville		1			1
American Fork Care Center dba Heritage Care Center		1			1
KIOSK MEDICINE KENTUCKY LLC		1			1
CORMEUM LAB SERVICES, LLC			1	100%	1
BROOKSVILLE REGIONAL HOSPITAL			1	100%	1
EH FARGO HOSPITAL LABORATORY			1	100%	1
Kroger - KR070300083			1	100%	1
Mountain City Care and Rehabilitation Center		1			1
HUNTSVILLE HOSPITAL			1	100%	1
ADVENTHEALTH HOME CARE WATERMAN			1	100%	1
TMH PHYSICIAN PARTNERS			1	100%	1
FAMILY MEDICAL CENTER OF HOLLYWOOD PA			1	100%	1
RESIDENCES AT MIAMI / REIGN GARDENS LLC, THE			1	100%	1
Parkside Manor		1			1
MEDICAL EXAMINERS OFFICE, LEESBURG			1	100%	1
MINUTECLINIC DIAGNOSTIC OF KANSAS, PC		1			1
ST. PETERSBURG PEDIATRICS-SEMINOLE			1	100%	1

COVID-19: testing by laboratory

Data through Feb 18, 2021 verified as of Feb 19, 2021 at 09:25 AM

Data in this report are provisional and subject to change.

The numbers in the table below represent the number of Florida and non-Florida residents for whom test results were received by the Department of Health. A person can be tested by more than one laboratory and can have both positive and negative results. **Therefore, the sum of the numbers in each column will be larger than the total number of people tested.**

Reporting lab	Inconclusive	Negative	Positive	Percent positive	Total
SHERIDAN AT HOBE SOUND, THE			1	100%	1
Kroger 588 - The Little Clinic Thompsons Station		1			1
EVENING PEDIATRICS INC			1	100%	1
ALL PRO ORTHOPEDICS & SPORTS MEDICINE, PA			1	100%	1
SYNAPSE ANALYTICAL LABS		1			1
SHAW MEDICAL GROUP LLC			1	100%	1
NICKLAUS CHILDREN'S DORAL OUTPATIENT CENTER			1	100%	1
ADVENTHEALTH MEDICAL GROUP PEDIATRICS DIABETES &			1	100%	1
HOUSTON MEDICAL CENTER			1	100%	1
JUPITER PEDIATRIC ASSOCIATES, PA			1	100%	1
ADVANCE CARDIOVASCULAR IMAGING, INC			1	100%	1
LSU MEDICAL CENTER			1	100%	1
SKY LAKES MEDICAL CENTER		1			1
HATLEY HEALTH CARE, INC		1			1
SELF REGIONAL HEALTHCARE			1	100%	1
PAUL C SCHWARTZ & MELVIN L WEIDMAN		1			1
FLORIDA DIGESTIVE AND LIVER SPECIALISTS			1	100%	1
PANCARE HEALTH - BRUCE			1	100%	1
CONSULATE HEALTH CARE OF VERO BEACH			1	100%	1
CLINICAL PATHOLOGY LABORATORIES SOUTHEAST INC			1	100%	1
MEDIPLUS CLINIC, INC			1	100%	1
ATMORE COMMUNITY HOSPITAL			1	100%	1
ELEMENTS PHARMACY			1	100%	1
AFTER HOURS CLINIC			1	100%	1
DOCTORS HOSPITAL OF LAREDO			1	100%	1
PROVIDENCE ST. PATRICK HOSPITAL			1	100%	1
WEST DADE PEDIATRICS			1	100%	1
UF HEALTH THE VILLAGES			1	100%	1
HEALTHPLUS			1	100%	1
MEDCARE-GARNERS FERRY			1	100%	1
DUKE UNIVERSITY POINT OF CARE TESTING PROGRAM			1	100%	1
ORMOND BEACH DIALYSIS			1	100%	1
GWINNETT MEDICAL CENTER			1	100%	1
EDWARD HOSPITAL			1	100%	1
LAKE COMMUNITY ACTION AGENCY		1			1
CVS TX1057POCT SAN ANTONIO		1			1
CVS CA9497POCT IRVINE		1			1
ENT & ALLERGY ASSOCIATES, LLP - SLEEPY HOLLOW (ABBOTT)		1			1
AVALON MEDICAL GROUP			1	100%	1
CVS MA41POCT TAUNTON		1			1
WEST BOCA MEDICAL CENTER			1	100%	1
MINUTECLINIC DIAGNOSTIC OF VIRGINIA, LLC		1			1
PALM BEACH COUNTY HEALTH DEPT.			1	100%	1
CVS NC3853POCT BURLINGTON		1			1
DW MCMILLAN MEMORIAL HOSPITAL LABORATORY			1	100%	1
CVS AZ5892POCT LAWEEN		1			1

COVID-19: testing by laboratory

Data through Feb 18, 2021 verified as of Feb 19, 2021 at 09:25 AM

Data in this report are provisional and subject to change.

The numbers in the table below represent the number of Florida and non-Florida residents for whom test results were received by the Department of Health. A person can be tested by more than one laboratory and can have both positive and negative results. **Therefore, the sum of the numbers in each column will be larger than the total number of people tested.**

Reporting lab	Inconclusive	Negative	Positive	Percent positive	Total
USA Healthcare LTC, LLC - Folsom Center for Rehabilitation & Healthca		1			1
WESTOX LABS		1			1
TUNIS STREET GROUP HOME		1			1
BAPTIST HOSPITAL EAST			1	100%	1
MALUHIA		1			1
POUDRE VALLEY HOSPITAL			1	100%	1
Country View of Sunbury			1	100%	1
SEASONS HOSPICE AND PALLIATIVE CARE OF			1	100%	1
Bethany Manor		1			1
ANSWERS RESOURCE FACILITY		1			1
PATHLAB SERVICES			1	100%	1
PIONEER CLINICAL RESEARCH LLC			1	100%	1
CONNECTICUT PEDIATRICS @ CHC		1			1
NORTHEAST FLORIDA HEALTH SERVICES			1	100%	1
15 TO KNOW			1	100%	1
HIGHLAND LABORATORY			1	100%	1
Eddy Memorial Geriatric Center		1			1
LAKE REGIONAL HEALTH			1	100%	1
INNOVATIVE CARE II LLC			1	100%	1
SOUTHERN FAMILY HEALTH			1	100%	1
KROGER 785 - THE LITTLE CLINIC DIXIE HWY		1			1
CVS PA1193POCT JENKINTOWN		1			1
FRASER MEMORIAL HOSPITAL			1	100%	1
REGIONAL MED CTR BAYONET POINT			1	100%	1
QUALITY LAB			1	100%	1
Trucare Living Centers - Columbus		1			1
The Carrington		1			1
ADVANCED MEDICAL LABORATORIES (AML)			1	100%	1
UT HEALTH RGV CLINICAL LABORATORY			1	100%	1
LAB PLUS, LLC AT ASCENSION SAINT THOMA		1			1
MOSOLF PEDIATRICS PA			1	100%	1
WELLMED AT LINEBAUGH AVE			1	100%	1
Jersey City Medical Center		1			1
MEDICAL ASSOCIATES OF CARTER		1			1
PRACTITIONERS IN MOTION			1	100%	1
Heritage of Red Cloud		1			1
BRISTOL CHILDRENS CLINIC			1	100%	1
CLINICAL CARE, INC			1	100%	1
Caldwell Care		1			1
UNIVERSITY OF MARYLAND PATHOLOGY ASSOCIATES			1	100%	1
SPORTS MEDICINE CLINIC - U OF WYOMING			1	100%	1
LAB TEST KENDALL LLC		1			1
KENNEDY BOULEVARD DIALYSIS			1	100%	1
ROSLYN INTERNAL MEDICINE		1			1
Kroger - KRO03500568			1	100%	1
MEMORIAL HOSPITAL WEST			1	100%	1

COVID-19: testing by laboratory

Data through Feb 18, 2021 verified as of Feb 19, 2021 at 09:25 AM

Data in this report are provisional and subject to change.

The numbers in the table below represent the number of Florida and non-Florida residents for whom test results were received by the Department of Health. A person can be tested by more than one laboratory and can have both positive and negative results. **Therefore, the sum of the numbers in each column will be larger than the total number of people tested.**

Reporting lab	Inconclusive	Negative	Positive	Percent positive	Total
Life Care Center of Paradise Valley		1			1
MD NOW URGENT CARE			1	100%	1
ADVENTHEALTH SENIOR CARE AT ORMOND			1	100%	1
CULVER CITY URGENT CARE			1	100%	1
MULTICARE PHYSICIANS			1	100%	1
ASSOCIATES IN INTERNAL MEDICINE PA			1	100%	1
Maple Lane Nursing Home		1			1
BRIAN C GRINER MD LLC			1	100%	1
MEDEXPRESS URGENT CARE - BENTONVILLE		1			1
ORDRS, INC.			1	100%	1
Woodstock Nursing and Rehabilitation Center		1			1
LITTLE COMPANY OF MARY HOSPITAL			1	100%	1
MEDEXPRESS URGENT CARE-BRENTWOOD		1			1
FLAGLER COUNTY BOARD OF COUNTY COMMISSIONERS			1	100%	1
CEPERO PEDIATRICS PA			1	100%	1
CIRRUS DX			1	100%	1
THE HOSPITALS OF PROVIDENCE EMERGENCY ROOM			1	100%	1
GULF COUNTY HEALTH DEPARTMENT			1	100%	1
Kroger - KRO70600172		1			1
CVS AZ10150POCT PHOENIX		1			1
VITAL CARE			1	100%	1
VENETIAN GARDENS		1			1
MOBILE INFIRMARY MEDICAL CENTER			1	100%	1
EAST RIDGE RETIREMENT VILLAGE INC		1			1
SUSAN F. WILLIAMS M.D., P.A.			1	100%	1
Orchid Cove at Naples			1	100%	1
TRIPLE O MEDICAL SERVICES INC			1	100%	1
SELECT SPECIALTY HOSPITAL - ORLANDO SOUTH			1	100%	1
DAUGHTERS OF SARAH NURSING CENTER		1			1
KEY BISCAIYNE PEDIATRIC ASSOCIATES INC			1	100%	1
Kroger 465 - The Little Clinic Oakley		1			1
HIGHLANDS CLINICAL LABORATORY			1	100%	1
ADVENTHEALTH MEDICAL GROUP ADULT AND SENIOR HEALTH			1	100%	1
Glenburn Home		1			1
Garden View Care Center at Dougherty Ferry		1			1
CMC MERCY LABORATORY			1	100%	1
PEDIATRIC PARTNERS ZEPHYRHILLS			1	100%	1
PENINSULA REGIONAL MED CTR LAB			1	100%	1
PRIMARY CARE GROUP LLC		1			1
Smg At Bridgewater Family Medicine		1			1
LANGLADE			1	100%	1
WINDSOR MANOR			1	100%	1
INTEGRATED GENETICS SEQUENOM		1			1
GALVESTON COUNTY HEALTH DISTRICT			1	100%	1
TEXAS HEALTH HARRIS METHODIST HOSPITAL			1	100%	1
CENTRAL ALABAMA HEALTH CARE SYSTEM			1	100%	1

COVID-19: testing by laboratory

Data through Feb 18, 2021 verified as of Feb 19, 2021 at 09:25 AM

Data in this report are provisional and subject to change.

The numbers in the table below represent the number of Florida and non-Florida residents for whom test results were received by the Department of Health. A person can be tested by more than one laboratory and can have both positive and negative results. **Therefore, the sum of the numbers in each column will be larger than the total number of people tested.**

Reporting lab	Inconclusive	Negative	Positive	Percent positive	Total
CIMA MEDICAL CENTER			1	100%	1
MID FLORIDA DERMATOLOGY ASSOCIATES PA			1	100%	1
PROGRESSIVE URGENT CARE, PC			1	100%	1
KETTERING MEDICAL CENTER			1	100%	1
PALM SPRINGS GENERAL HOSPITAL			1	100%	1
Harris Hill Nursing Facility		1			1
PUTNAM CO HOSPITAL-D/B/A ASBURY TOWERS		1			1
El Paso Health Care Center			1	100%	1
SOUTHEASTERN INTEGRATED MEDICAL PL			1	100%	1
Kroger 532 - The Little Clinic Murfreesboro		1			1
YUMA REGIONAL MEDICAL CENTER			1	100%	1
ENCORE AT BOCA RATON, THE			1	100%	1
Consulate Health Care of Tallahassee			1	100%	1
ALABAMA REFERENCE LAB			1	100%	1
SOMA MEDICAL CENTER PA #3 GREENACRES			1	100%	1
CITRUS HEALTH NETWORK INC			1	100%	1
PREMIER PEDIATRICS LLC			1	100%	1
Excel Care Center			1	100%	1
LIFE CARE CENTER OF GWINNETT		1			1
LEE MEMORIAL HOSPITAL OUTPATIENT SURGERY CENTER			1	100%	1
VISTA DEL SOL MED ASSOC		1			1
MERITUS MEDICAL CENTER			1	100%	1
Bivins Pointe			1	100%	1
NORTHEAST TEXAS DIALYSIS		1			1
CORPORATION OF AMERICA		1			1
DOCTORS CARE - AIKEN MALL			1	100%	1
H/L of WEst ASHley Rhabilitation and Nursing Center		1			1
INTERNAL MEDICINE EMILIA MURRAY MD PA		1			1
HALIFAX FAMILY HEALTH CENTER			1	100%	1
MISSOURI DEPARTMENT OF HEALTH AND SENIOR SERVICES - STATE PH LAB		1			1
WEST VIRGINIA LABORATORIES			1	100%	1
CARDIAC AND VASCULAR CONSULTANTS MD PA		1			1
XSTREMEMD			1	100%	1
LONESTAR 24HRER MANAGEMENT LLC DBA LONESTAR 24HRER			1	100%	1
WALGREENS NO 10512			1	100%	1
SHANNON CLARK OD, PA			1	100%	1
TREASURE COAST MEDICAL CONCIERGE LLC			1	100%	1
UNIVERSITY PLACE NURSING CENTER		1			1
PALM BEACH COUNTY SHERIFF OFFICE			1	100%	1
CVS IL2297652CV CHICAGO		1			1
FLORHAM PARK ENDOSCOPY CENTER		1			1
INTERNAL MEDICINE ASSOCIATES		1			1
PHOEBE PRIMARY CARE CAMILLA			1	100%	1
EILEEN TURBESSI MD PA		1			1
WY RETIREMENT CENTER		1			1
Arlington Care Center			1	100%	1

COVID-19: testing by laboratory

Data through Feb 18, 2021 verified as of Feb 19, 2021 at 09:25 AM

Data in this report are provisional and subject to change.

The numbers in the table below represent the number of Florida and non-Florida residents for whom test results were received by the Department of Health. A person can be tested by more than one laboratory and can have both positive and negative results. **Therefore, the sum of the numbers in each column will be larger than the total number of people tested.**

Reporting lab	Inconclusive	Negative	Positive	Percent positive	Total
AVERA SACRED HEART HOSPITAL			1	100%	1
ST ANTHONY COMMUNITY HOSPITAL LAB		1			1
ST FRANCIS MEDICAL CENTER			1	100%	1
ST. MICHAEL'S ELITE HOSPITAL			1	100%	1
NORTHEAST GEORGIA HEALTH SYSTEM			1	100%	1
MIAMI-DADE COUNTY HEALTH DEPT.		1			1
FREEPORT ER DOX URGENT CARE		1			1
Kroger 407 - The Little Clinic Lexington		1			1
AVON PARK CLUSTER		1			1
FREDERICK AVENUE GROUP HOME		1			1
DELAWARE DEPARTMENT OF HEATH			1	100%	1
POETS WALK SARASOTA			1	100%	1
PHYSICIANS IMMEDIATE CARE			1	100%	1
SOUTH DADE NURSING & REHABILITATION CENTER			1	100%	1
GOOD SAMARITAN HOSPITAL			1	100%	1
Cornerstone at the Ranch		1			1
HEALTH FIRST HOME CARE		1			1
MINUTE CLINIC DIAGNOSTICS OF IN, LLC #6252		1			1
CVS IL4778POCT EVANSTON		1			1
GOLDING-GRANADO MEDICAL ASSOCIATES		1			1
PROVIDENCE PORTLAND MEDICAL CENTER		1			1
MARQUETTE GENERAL HOSPITAL			1	100%	1
Memorial Health Care Center			1	100%	1
BELLMORE PEDIATRICS		1			1
LAS PALMAS MEDICAL CENTER			1	100%	1
Bethel Lutheran Nursing & Rehabilitation Center		1			1
PEACHEALTH LABORATORIES		1			1
TRAFALGAR DIALYSIS			1	100%	1
BETHESDA DIALYSIS			1	100%	1
INDIAN RIDGE		1			1
LYSTER MAIN LAB, FT RUCKER		1			1
TITUS REGIONAL MEDICAL CENTER			1	100%	1
Kroger 397 - The Little Clinic Frankfort East		1			1
Aspire Physical Recovery Center at Cahaba River		1			1
MERCY – NORTH IOWA			1	100%	1
HOLLAND COMMUNITY HOSPITAL		1			1
MERRILL GARDENS AT CHAMPIONSGATE			1	100%	1
ST ANTHONY'S PINELLAS CARE CLINIC			1	100%	1
LANTANA HC LAB			1	100%	1
LAKE WALES DIALYSIS CENTER			1	100%	1
FLORIDA KEYS CONCIERGE MEDICINE, LLC		1			1
UNIVERSITY OF SOUTH FLORIDA			1	100%	1
JUPITER MEDICAL CENTER INC			1	100%	1
EXPRESS PHARMACY INC		1			1
TRIHEALTH			1	100%	1
UMASS MEMORIAL/MARLBORO HOSPITAL			1	100%	1

COVID-19: testing by laboratory

Data through Feb 18, 2021 verified as of Feb 19, 2021 at 09:25 AM

Data in this report are provisional and subject to change.

The numbers in the table below represent the number of Florida and non-Florida residents for whom test results were received by the Department of Health. A person can be tested by more than one laboratory and can have both positive and negative results. **Therefore, the sum of the numbers in each column will be larger than the total number of people tested.**

Reporting lab	Inconclusive	Negative	Positive	Percent positive	Total
Valley View Health and Rehabilitation, LLC		1			1
MT SINA1 HOSPICE			1	100%	1
WOOD COUNTY HEALTH DEPARTMENT			1	100%	1
NORTH FLORIDA FAMILY MEDICINE			1	100%	1
BAYMEADOWS PEDIATRIC CARE		1			1
LEVY COUNTY DEPT. OF PUBLIC SAFETY			1	100%	1
Ash Flat Healthcare and Rehabilitation Center			1	100%	1
BAYFRONT HEAL WOUND CARE AND HYPERBARIC CENTER			1	100%	1
SUNSHINE PEDIATRICS OF LUTz			1	100%	1
GREATER TAMPA AT HOME			1	100%	1
SUNCOAST PRIMARY CARE LLC			1	100%	1
JUP Serology SubSection			1	100%	1
FLORIDA HEALTH CARE MEDICAL GROUP		1			1
Kroger 099 - The Little Clinic Fort Collins		1			1
CVS CA9823POCT SACRAMENTO		1			1
WEST CARVER MEDICAL ASSOCIATES		1			1
CLERMONT HEALTH DEPARTMENT			1	100%	1
COMMUNITY MEDICAL CENTER-ORANGE CITY		1			1
MEDEXPRESS URGENT CARE - HADLEY		1			1
OXY-GENLAB			1	100%	1
HALEYVILLE HEALTH CARE CENTER		1			1
ORLANDO PHYSICIAN NETWORK		1			1
TEVAPHARM			1	100%	1
CONVENIENT MEDICAL AND HEALTH SERVICES			1	100%	1
MORNINGSIDE NURSING AND REHABILITATION		1			1
ATHENS LIMESTONE HOSPITAL		1			1
Kroger 683 - The Little Clinic Foothills Plaza		1			1
MONMOUTH MEDICALC ENTER		1			1
SANITAS RESEARCH LLC			1	100%	1
GOSHEN HOSPITAL			1	100%	1
KENT		1			1
HEALTHCARE AND REHAB OF SANFORD			1	100%	1
RED BUG LAKE ROAD OVIEDO COVID			1	100%	1
TREASURE COAST URGENT & FAMILY CARE			1	100%	1
CAROLINAS HEALTHCARE SYSTEM LAB			1	100%	1
CVS HEALTH, #5962		1			1
Hawthorne House		1			1
CVS NV8784POCT LAS VEGAS		1			1
OHIO VALLEY MANOR NURSING &		1			1
OMNI HEALTHCARE URGENT CARE			1	100%	1
PROMUS DIAGNOSTICS, LLC			1	100%	1
HORIZON MEDICAL CENTER			1	100%	1
CVS IL8750POCT CHICAGO		1			1
MORSELIFE HOME CARE INC			1	100%	1
PM PEDIATRICS OF BAYSIDE, PLLC - RIVE		1			1
NEW HORIZON PRIMARY CARE LLC			1	100%	1

COVID-19: testing by laboratory

Data through Feb 18, 2021 verified as of Feb 19, 2021 at 09:25 AM

Data in this report are provisional and subject to change.

The numbers in the table below represent the number of Florida and non-Florida residents for whom test results were received by the Department of Health. A person can be tested by more than one laboratory and can have both positive and negative results. **Therefore, the sum of the numbers in each column will be larger than the total number of people tested.**

Reporting lab	Inconclusive	Negative	Positive	Percent positive	Total
BOLLES SCHOOL, THE			1	100%	1
Rehab Select of Talladega		1			1
Community Care Center of Heritage House, LLC			1	100%	1
APPLING NURSING & REHABILITATION PAVIL		1			1
Peninsula Nursing and Rehabilitation Center		1			1
2504-HOMEWOOD		1			1
Fairhope		1			1
CVS AZ33POCT TEMPE		1			1
WESTCOAST FAMILY PRACTICE		1			1
MEDEXPRESS URGENT CARE - WESTFIELD, E MAIN ST			1	100%	1
Salem Hills Rehabilitation and Nursing Center		1			1
NORTHERN KENTUCKY HEALTH DEPARTMENT			1	100%	1
SAINT LEO UNIVERSITY INCORPORATED			1	100%	1
PREMIUM HOME HEALTH CARE INC			1	100%	1
ENCOMPASS HEALTH REHABILITATION			1	100%	1
SPARTANBURG REGIONAL MEDICAL CENTER			1	100%	1
MEMORIAL HERMANN KATY HOSPITAL			1	100%	1
LRGHEALTHCARE		1			1
Manor Care Health Services- Wilmington			1	100%	1
OHSU LABORATORY SERVICES		1			1
Port Orange Nursing And Rehab Center			1	100%	1
CHI MEMORIAL HOSPITAL CHATTANOOGA			1	100%	1
AL MANI HEALTH INSTUTUTE		1			1
TENNOVA HEALTHCARE - CLEVELAND			1	100%	1
MEMORIAL HOSPITAL MIRAMAR WAIVED TESTING			1	100%	1
CARINGPLUS HOMECARE LLC			1	100%	1
Dulles Health and Rehab Center		1			1
ELKHART GENERAL HOSPITAL			1	100%	1
MEMORIALCARE LONG BEACH MEDICAL CENTER			1	100%	1
NORTH BROWARD MEDICAL CENTER			1	100%	1
FLORIDA FAMILY LABORATORY		1			1
ASSOCIATES MD MEDICAL GROUP INC			1	100%	1
JP MORGAN CHASE HEALTH SERVICES			1	100%	1
CVS NC7057POCT SHELBY		1			1
KROGER 915 - THE LITTLE CLINIC ANDERSON			1	100%	1
BROOKS REHAB			1	100%	1
WELL-KEY URGENT CARE SEVIERVILLE			1	100%	1
ALL CHILDRENS PEDIATRIC CLINIC			1	100%	1
ST VINCENTS AMBULATORY CARE INC			1	100%	1
CVS SC2250POCT COLUMBIA		1			1
ST JOHNS PEDIATRICS PA		1			1
NORTH COUNTY MEDICAL LAB			1	100%	1
MED & CO INVESTMENT LLC		1			1
BORINQUEN HEALTH CENTER			1	100%	1
OAKWOOD HOSPITAL - SOUTHSORE			1	100%	1
GATEWAY HEALTHCARE, PC			1	100%	1

COVID-19: testing by laboratory

Data through Feb 18, 2021 verified as of Feb 19, 2021 at 09:25 AM

Data in this report are provisional and subject to change.

The numbers in the table below represent the number of Florida and non-Florida residents for whom test results were received by the Department of Health. A person can be tested by more than one laboratory and can have both positive and negative results. **Therefore, the sum of the numbers in each column will be larger than the total number of people tested.**

Reporting lab	Inconclusive	Negative	Positive	Percent positive	Total
UNIVERSITY OF VERMONT MEDICAL CENTER			1	100%	1
WINTER GARDEN CHILDREN'S HEALTH CENTERS			1	100%	1
ALBANY MEDICAL CENTER			1	100%	1
MEMORIAL HERMANN MEDICAL GROUP-ATASCOCITA PEDS			1	100%	1
MINUTECLINIC DIAGNOSTIC OF VIRGINIA, LLC #1980		1			1
CENTRAL CAROLINA HOSPITAL			1	100%	1
NEW YORK UNIVERSITY MEDICAL CENTER			1	100%	1
ADVANCED INDIVIDUALIZED MEDICINE OF NAPLES			1	100%	1
HAYS CLINICAL LAB			1	100%	1
CVS NE2741POCT LA VISTA		1			1
Sherwood Oaks Health Center			1	100%	1
WillowBrooke Court at Westminster Village		1			1
C V S / PHARMACY #833		1			1
RENOWN REGIONAL MEDICAL CENTER			1	100%	1
PALMETTO LANDING			1	100%	1
GENDERXPRESS/PICTURE ME PERFECT IMAGING			1	100%	1
Sanford Health & Rehabilitation			1	100%	1
SHELBYVILLE HOSPITAL COMPANY		1			1
VIP FAMILY PRACTICE			1	100%	1
VELOCITY URGENT CARE - LITTLE CREEK			1	100%	1
HABANA HEALTH CARE CENTER			1	100%	1
HARDIN HEALTH INC		1			1
ASHLEY CLINICAL DIAGNOSTIC LABORATORY			1	100%	1
CANDLER HOSPITAL			1	100%	1
UHS BINGHAMTON GENERAL			1	100%	1
NSPIRE HEALTHCARE PLANTATION			1	100%	1
Fulton County Medical Center Long Term Care			1	100%	1
CVS MA2125POCT NATICK		1			1
WEILL CORNELL MEDICAL ASSOCIATES - EAST SIDE		1			1
ST. LUKES HOSPITAL			1	100%	1
MEDICAL CLINIC OF HOUSTON			1	100%	1
ALLIED PEDIATRICS & FAMILY MEDICINE			1	100%	1
LIFESPAN HEALTH - SELMER		1			1
SV MOBILE HEALTH			1	100%	1
EPIC CARE PHARMACY		1			1
STATE OF CALIFORNIA DOH SERVICES			1	100%	1
Gulf Coast health and Rehabilitation, LLC		1			1
SEWALLS POINT PHARMACY INC			1	100%	1
Kroger 97 - The Little Clinic Hutchinson		1			1
MEDICAL ARTS LABORATORY			1	100%	1
SOUTHERN HILLS MEDICAL CENTER			1	100%	1
WEST COCOA PHARMACY			1	100%	1
MERCY GENERAL HOSPITAL			1	100%	1
F W HUSTON MEDICAL CENTER SENIOR LIVIN		1			1
MANHATTAN COLLEGE HEALTH SERVICES		1			1
UNIVERSITY OF MIAMI PRIMARY CARE SITE UMHC 3039			1	100%	1

COVID-19: testing by laboratory

Data through Feb 18, 2021 verified as of Feb 19, 2021 at 09:25 AM

Data in this report are provisional and subject to change.

The numbers in the table below represent the number of Florida and non-Florida residents for whom test results were received by the Department of Health. A person can be tested by more than one laboratory and can have both positive and negative results. **Therefore, the sum of the numbers in each column will be larger than the total number of people tested.**

Reporting lab	Inconclusive	Negative	Positive	Percent positive	Total
UUHC - REDSTONE HEALTH CENTER LABORATORY			1	100%	1
CVS RI326POCT NORTH SMITHFIELD		1			1
MOUNT SINAI MEDICAL CENTER AVENTURA ER			1	100%	1
Mountain View Manor			1	100%	1
SAWGRASS PEDIATRIC PARTNERS LLC			1	100%	1
WESTEX URGENT CARE, PLLC			1	100%	1
ST MICHAEL'S ELITE MEDICAL HOSPITAL			1	100%	1
NYU LANGONE AMBULATORY CARE LAKE SUCCE		1			1
TRUCARE LIVING CENTERS - SELMA			1	100%	1
BEAUMONT URGENT CARE		1			1
St. Josephs Hospital			1	100%	1
Holly Hill Healthcare Center			1	100%	1
GARDENS AT MAPLEWOOD			1	100%	1
PELICAN STATE OUTPATIENT CENTER			1	100%	1
BRONSON METHODIST HOSPITAL			1	100%	1
ST JOHN'S MEDICAL CENTER, TETON VILLAGE			1	100%	1
CORNERSTONE DRUG AND GIFT INC		1			1
SUMMERFIELD PAIN MANAGEMENT			1	100%	1
Miller Health Care Center			1	100%	1
WAYNE COUNTY PUBLIC HEALTH		1			1
AUTUMN HOUSE			1	100%	1
Kroger 395 - The Little Clinic Blanchester		1			1
Baypoint Healthcare Center			1	100%	1
CVS TX10016POCT PRINCETON		1			1
ADVANCED RESEARCH AND DIAGNOSTIC LABORATORY UNIVERSITY OF MINNESOTA			1	100%	1
CERMAK HEALTH SERVICES			1	100%	1
WVU MEDICINE - WESTON			1	100%	1
Troy Center for Rehabilitation & Nursing		1			1
FIRST CARE WALK IN CLINIC LLC			1	100%	1
The Palms Nursing and Rehabilitation		1			1
GATEWAY LABORATORIES		1			1
Kroger 409 - The Little Clinic Hebron Marketplace			1	100%	1
ROCKLEDGE HEALTH & REHABILITATION CENTER			1	100%	1
MED CHOICE CENTER OF NORTH MIAMI			1	100%	1
MARTIN MEM FAMILY CARE AT ST LUCIE W			1	100%	1
FOUNDATION LABORATORY			1	100%	1
STEPHENS COUNTY HOSPITAL			1	100%	1
Advanced Rehabilitation of Vernon		1			1
CROZER-CHESTER MEDICAL CENTER			1	100%	1
SOMA MEDICAL CENTER PA #3 PALOMINO			1	100%	1
LIFELINK TRANSPLANT INSTITUTE LAB			1	100%	1
FLORIDA CLINICAL RESEARCH CENTER, LLC			1	100%	1
Kroger 970 - The Little Clinic Westfield			1	100%	1
VA OPTOMETRY CLINIC			1	100%	1
BROADWAY HEALTH FLORIDA MEDICAL CLINIC URGENT CARE			1	100%	1
FHPG SURGICAL ASSOCIATES OF EAST PASCO			1	100%	1

COVID-19: testing by laboratory

Data through Feb 18, 2021 verified as of Feb 19, 2021 at 09:25 AM

Data in this report are provisional and subject to change.

The numbers in the table below represent the number of Florida and non-Florida residents for whom test results were received by the Department of Health. A person can be tested by more than one laboratory and can have both positive and negative results. **Therefore, the sum of the numbers in each column will be larger than the total number of people tested.**

Reporting lab	Inconclusive	Negative	Positive	Percent positive	Total
Kingston Care Center of Fort Wayne		1			1
CLARKSVILLE HEALTH SYSTEM			1	100%	1
IM&P WELLNES CENTER			1	100%	1
The Evangelical Lutheran Good Samaritan Society Prescott Village		1			1
HALIFAX HEALTH PRIMARY CARE ORMOND			1	100%	1
VILLAGES HEALTH SYSTEM, LLC, THE			1	100%	1
OCEANVIEW NURSING AND REHABILITAION CENTER			1	100%	1
CHOTA COMMUNITY HEALTH SERVICES		1			1
CLEVELAND CLINIC OHIO LABORATORIES			1	100%	1
CACERES SPECIALIZED GYNECOLOGY		1			1
Heritage Health of Peru			1	100%	1
RM PHARMACY SERVICES INC		1			1
ARCADIA DIALYSIS CENTER			1	100%	1
BAYSHORE DIALYSIS			1	100%	1
Elm Crest Senior Living Community		1			1
PRIMARY HEALTH CARE ASSOCIATES INC			1	100%	1
UHEALTH CORAL SPRINGS			1	100%	1
QLABS			1	100%	1
FAMILY AND INTERNAL MEDICINE ASSOCIATES		1			1
Kroger 444 - The Little Clinic Dent		1			1
JOHNSON & JOHNSON VISION CARE-VISTAKON			1	100%	1
NATIONAL INSTITUTES OF HEALTH CLINICAL CENTER			1	100%	1
Sage Bluff Health & Rehabilitation Center		1			1
CALIFORNIA PUBLIC HEALTH LABORATORY			1	100%	1
BOCA CIEGA CENTER			1	100%	1
ORANGE PEDIATRICS PA			1	100%	1
SYCAMORE MEDICAL CENTER-KETTERING HEALTH NETWORK			1	100%	1
CENTRAL JERSEY URGENT CARE OF GREEN BR		1			1
BLANCHARD VALLEY HOSPITAL LABORATORY			1	100%	1
GARDEN VIEW CARE CENTER		1			1
EXPRESS WALK IN MEDICAL CENTER			1	100%	1
PLANT CITY FAMILY CARE		1			1
ASCARATE DIALYSIS			1	100%	1
Sevierville Health and Rehabilitation		1			1
FLORIDA KEYS PED AND ADOLES CTR			1	100%	1
CTMD MEDICAL CENTER, PA			1	100%	1
C V S / PHARMACY #4396		1			1
URGENTMED PLANTATION			1	100%	1
SOUTHWESTERN STATE HOSPITAL LABORATORY			1	100%	1
PINEBROOK CARE AND REHABILITATION CENTER			1	100%	1
SOUTHEAST MISSOURI HOSPITAL		1			1
THE HEART HOSPITAL BAYLOR PLANO			1	100%	1
FLORIDA MEDICAL CLINIC, LLC			1	100%	1
CONCENTRA - TAMPA EAST		1			1
WASHINGTONVILLE PHARMACY INC		1			1
KIDSVILLE PEDIATRICS IV PA		1			1

COVID-19: testing by laboratory

Data through Feb 18, 2021 verified as of Feb 19, 2021 at 09:25 AM

Data in this report are provisional and subject to change.

The numbers in the table below represent the number of Florida and non-Florida residents for whom test results were received by the Department of Health. A person can be tested by more than one laboratory and can have both positive and negative results. **Therefore, the sum of the numbers in each column will be larger than the total number of people tested.**

Reporting lab	Inconclusive	Negative	Positive	Percent positive	Total
BIOMERIEUX			1	100%	1
BSA PHYSICIANS GROUP, INC D/B/A BSA FAMILY MEDICAL			1	100%	1
Florence Nursing and Rehabilitation Center		1			1
MEDEXPRESS URGENT CARE - CABOT			1	100%	1
TITUSVILLE CENTER FOR SURGICAL EXCELLENCE LLC		1			1
CVS PA1296POCT DREXEL HILL		1			1
AURORA MEDICAL CENTER-KENOSHA			1	100%	1
MED BAR LLC		1			1
MED-LAKE LABORATORY, LLC			1	100%	1
AVERA ST. MARY'S HOSPITAL			1	100%	1
ST. VINCENT HOSPITAL			1	100%	1
MID-FLORIDA CANCER CENTERS		1			1
FAMILY MEDICAL CLINIC KENDALL LLC			1	100%	1
JACK M MATHENY II MD			1	100%	1
PCG MOLECULAR			1	100%	1
VIRGINIA UROLOGY		1			1
DIGNITY HEALTH GOHEALTH		1			1
BEST CARE COMMUNITY AND FAMILY HEALTH CENTER INC			1	100%	1
MEMORIAL HOSPITAL OF TAMPA			1	100%	1
CVS NV5942POCT LAS VEGAS		1			1
AMERICAN LAB LLC		1			1
MEDEXPRESS URGENT CARE - RUSSELLVILLE, W MAIN ST		1			1
THE LITTLE CLINIC, LLC			1	100%	1
Kroger 670 - The Little Clinic Powell		1			1
COASTAL ER IX, PHYSICIANS PREMIER			1	100%	1
PORTAGE MEDICAL CENTER			1	100%	1
SHP WESTCHESTER LLC		1			1
Monument Health Strugis Care Center		1			1
MOORE CLINICAL RESEARCH INC			1	100%	1
INSTANT MEDICAL CARE CENTER			1	100%	1
LIFEGUARD AMBULANCE SERVICE LLC - BAY COUNTY			1	100%	1
Kroger 481 - The Little Clinic Houston Levee		1			1
Broomall Manor		1			1
FLORIDA ADVANCED MEDICAL AND DERM AESTHETICS LLC			1	100%	1
CAREWELL URGENT CARE FITCHBURG			1	100%	1
Fairview			1	100%	1
CAN COMMUNITY HEALTH LLC		1			1
Kroger 006 - The Little Clinic Uintah Gardens		1			1
BETHESDA HOSPITAL			1	100%	1
PEACE HEALTH FAMILY MEDICINE AT 87TH AVE		1			1
PARK LANE NURSING HOME		1			1
DERMDX, DIV OF AURORA DIAGNOSTICS/BERNHARDT LAB		1			1
SOUTHWOOD NURSING & RETIREMENT CENTER		1			1
BERKSHIRE MEDICAL CENTER			1	100%	1
CENTRAL JERSEY URGENT CARE OF EATONTOW		1			1
MAYO CLINIC BEACHES PRIMARY CARE CTR		1			1

COVID-19: testing by laboratory

Data through Feb 18, 2021 verified as of Feb 19, 2021 at 09:25 AM

Data in this report are provisional and subject to change.

The numbers in the table below represent the number of Florida and non-Florida residents for whom test results were received by the Department of Health. A person can be tested by more than one laboratory and can have both positive and negative results. **Therefore, the sum of the numbers in each column will be larger than the total number of people tested.**

Reporting lab	Inconclusive	Negative	Positive	Percent positive	Total
Mary Anna Nursing Home		1			1
MARYWOOD NURSING CARE CENTER		1			1
MARYLAND DEPARTMENT OF HEALTH AND MENTAL HYGIENE-LABORATORIES			1	100%	1
ST MARY'S OF SAGINAW		1			1
ATRIA TAMARAC			1	100%	1
Heartland Health Care Center Jacksonville			1	100%	1
EVEXIA DIAGNOSTICS			1	100%	1
PATHOLOGY		1			1
SYNERGY DIALYSIS INC			1	100%	1
CHILDREN'S NATIONAL MEDICAL CENTER			1	100%	1
FLORIDA EPIDEMIOLOGY PROGRAM			1	100%	1
MINUTECLINIC, LLC #07876			1	100%	1
CVS MA957POCT WEST SPRINGFIELD		1			1
PALM BEACH DIGESTIVE ASSOCIATES			1	100%	1
Fairhaven Retirement Community		1			1
MEDICAL ASSOCIATES OF THE SHOALS		1			1
CRUSADER COMMUNITY HEALTH			1	100%	1
LEGACY AT HIGHWOODS PRESERVE		1			1
GOOD PEDIATRICS			1	100%	1
SMITH			1	100%	1
Alden North Shore			1	100%	1
MEDEXPRESS URGENT CARE - CONWAY		1			1
KIDSVILLE PEDIATRICS III PA			1	100%	1
CVS MA1006POCT BROCKTON		1			1
SYNERGENE LABORATORY			1	100%	1
NEW ERA COMMUNITY HEALTH CENTER LLC		1			1
ST VINCENT'S AMBULATORY CARE INC			1	100%	1
PLEASANT RIDGE MANOR WEST		1			1
BHS PHYSICIAN NETWORK			1	100%	1
INHEALTH LIFE SCIENCES LLC			1	100%	1
BAPTIST EMERGENCY HOSPITAL - KELLY			1	100%	1
UNIVERISTY HOSPITAL			1	100%	1
Kroger 894 - The Little Clinic NEC		1			1
COVE AT THE MARBELLA,THE			1	100%	1
VA Primary Care Clinic at Meharry		1			1
ADVENTHEALTH MEDICAL GROUP SENIOR HEALTH AT			1	100%	1
Birmingham Nursing and Rehabilitation East LLC		1			1
ROYAL PALM PEDIATRICS			1	100%	1
CENTRAL FLORIDA ADULT MEDICINE		1			1
ELKTON TRANSITIONAL CARE CENTER		1			1
KANA MEDICAL			1	100%	1
ELITE MEDICAL LABORATORY SOLUTIONS LLC			1	100%	1
DIAGNOSTIC GROUP INTEGRATED HEALTHCARE			1	100%	1
DOCTORS MEMORIAL HOSP HOME HEALTH CARE		1			1
GATEWAY FAMILY HEALTH CLINIC			1	100%	1
1ST MED DOTHAN			1	100%	1

COVID-19: testing by laboratory

Data through Feb 18, 2021 verified as of Feb 19, 2021 at 09:25 AM

Data in this report are provisional and subject to change.

The numbers in the table below represent the number of Florida and non-Florida residents for whom test results were received by the Department of Health. A person can be tested by more than one laboratory and can have both positive and negative results. **Therefore, the sum of the numbers in each column will be larger than the total number of people tested.**

Reporting lab	Inconclusive	Negative	Positive	Percent positive	Total
METRO HEALTH HOSPITAL LABORATORY		1			1
LAKELAND MEDICAL CENTER			1	100%	1
Alden Lincoln Park			1	100%	1
MAJESTIC OAKS			1	100%	1
Parkview Care Center			1	100%	1
ALIMETRIX INC		1			1
GUIDEWELL EMERGENCY MEDICINE DOCTORS LLC #33			1	100%	1
BASCOM PALMER EYE INSTITUTE			1	100%	1
CAREHERE HUDSON BAY			1	100%	1
WALGREENS #10308		1			1
UT MD ANDERSON CANCER CENTER-TUMOR MARKER LAB			1	100%	1
LAMARQUE DIALYSIS			1	100%	1
EAST SIDE CLINICAL LABORATORY			1	100%	1
CENTRAL FLORIDA HOSPITALIST			1	100%	1
GREATER MIAMI DIALYSIS			1	100%	1
Sunnybrook Rehabilitation Center			1	100%	1
ARIZA WELLNESS CARE LLC			1	100%	1
MINUTECLINIC DIAGNOSTIC OF OHIO #5060		1			1
CAMBRIDGE HEALTH ALLIANCE			1	100%	1
GIFFORD MEMORIAL HOSPITAL		1			1
LPG COCONUT POINT - FAMILY/ INTERNAL MEDICINE		1			1
CYPRESS VILLAGE REHAB CENTER		1			1
PULMONARY, CRITICAL CARE AND SLEEP DISORDERS INSTITUTE OF SOUTH FLORID			1	100%	1
CVS NC2771POCT CLAYTON			1	100%	1
ST JOHNS MEDICAL CENTER		1			1
PARRISH MEDICAL GROUP			1	100%	1
Robinson Terrace Rehabilitation and Nursing Center		1			1
WALGREENS #15291		1			1
SOUTHWOOD HEALTHCARE CENTER		1			1
OCALA REGIONAL DIALYSIS- NORTH			1	100%	1
UNIVERSITY OF BALTIMORE WASHINGTON MEDICAL CENTER			1	100%	1
Glen Oaks Health and REhabilitation		1			1
QUALITY CLINICAL LAB LLC			1	100%	1
Terrace Glen Village		1			1
WVU MEDICINE AT SUNCREST TOWNE CENTRE			1	100%	1
CONCENTRA - Ocala		1			1
Pontotoc Health and Rehab		1			1
COASTAL DETOX		1			1
REFERENCE LABORATORY			1	100%	1
SACRED HEART MEDICAL CENTER			1	100%	1
CVS TX7603POCT SAGINAW		1			1
TLC MEDICAL			1	100%	1
DIRECT PRIMARY CARE OF BURLESON			1	100%	1
Kroger 777 - The Little Clinic Shelbyville		1			1
REEVES COUNTY HOSPITAL DISTRICT			1	100%	1
FAYETTE MEDICAL CENTER LAB		1			1

COVID-19: testing by laboratory

Data through Feb 18, 2021 verified as of Feb 19, 2021 at 09:25 AM

Data in this report are provisional and subject to change.

The numbers in the table below represent the number of Florida and non-Florida residents for whom test results were received by the Department of Health. A person can be tested by more than one laboratory and can have both positive and negative results. **Therefore, the sum of the numbers in each column will be larger than the total number of people tested.**

Reporting lab	Inconclusive	Negative	Positive	Percent positive	Total
HARMONY HEALTHCARE ORLANDO INC		1			1
SUMMIT COUNTY PUBLIC HEALTH DEPARTMENT			1	100%	1
FAIRFIELD MEDICAL CENTER			1	100%	1
LIMA MEMORIAL HOSPITAL			1	100%	1
FLORIDA HOSPITAL LAB			1	100%	1
Florida Baptist Retirement Center		1			1
AURORA CONSOLIDATED LABORATORY			1	100%	1
The Center at Centennial			1	100%	1
DR JAMES D FORBES FAMILY CARE CENTER			1	100%	1
EXPRESS CARE OF OCALA			1	100%	1
Kroger 705 - The Little Clinic Richmond		1			1
Riviera Health Resort		1			1
SCHUYLER HOSPITAL		1			1
CVS MINUTE CLINIC #5836		1			1
BOCA RATON REGIONAL HOSPITAL		1			1
Beth Sholom Home of Eastern Virginia			1	100%	1
CURELOGICS WOUND CARE & HYPERBARIC CENTER		1			1
NAVARRO MEDICAL CENTERS LLC			1	100%	1
HHCS PHARMACY INC			1	100%	1
SANTA BARABARA ALF LLC (THE WINDSOR)			1	100%	1
Chestnut Ridge Nursing & Rehab		1			1
PARK AVENUE PEDIATRICS PC		1			1
TAYLOR COUNTY HEALTH DEPARTMENT			1	100%	1
BL DIAGNOSTICS LLC			1	100%	1
Signature Healthcare of Georgetown		1			1
PM PEDIATRICS OF BAYSIDE PLLC - BELLER		1			1
HEALTH FIRST MEDICAL GROUP LLC			1	100%	1
ARLINGTON ADULT RESIDENTIAL FACILITY, INC			1	100%	1
MEMORIAL HERMANN SOUTHWEST HOSPITAL			1	100%	1
A.G. Rhodes		1			1
CHIEFLAND MEDICAL CENTER			1	100%	1
Walgreens #3049		1			1
SARHA DOCTORS CENTER			1	100%	1
MAYO CLINIC COUMADIN CLINIC LABORATORY			1	100%	1
Life Care Center of Auburn		1			1
CRYSTAL RIVER FIRE DEPARTMENT			1	100%	1
WEST FLORIDA MEDICAL ASSOCIATES PA			1	100%	1
RCP OF MEMORIAL WEST			1	100%	1
BETHESDA ON TURKEY CREEK			1	100%	1
LabCorp L#09258295 M#09258285			1	100%	1
WEST VIRGINIA UNIVERSITY HOSPITALS			1	100%	1
MINUTECLINIC LLC (2335)		1			1
Kroger 968 - The Little Clinic Colerain Township		1			1
Moab Regional Hospital			1	100%	1
UMASS MEMORIAL MEDICAL CENTER, INC		1			1
CURA LABORATORY SERVICES			1	100%	1

COVID-19: testing by laboratory

Data through Feb 18, 2021 verified as of Feb 19, 2021 at 09:25 AM

Data in this report are provisional and subject to change.

The numbers in the table below represent the number of Florida and non-Florida residents for whom test results were received by the Department of Health. A person can be tested by more than one laboratory and can have both positive and negative results. **Therefore, the sum of the numbers in each column will be larger than the total number of people tested.**

Reporting lab	Inconclusive	Negative	Positive	Percent positive	Total
CONTINENTAL HOME HEALTH CARE INC			1	100%	1
HEALTH CARE SERVICES LC			1	100%	1
SWIFTCARE URGENT CARE, PLLC			1	100%	1
Courtenay Springs Village			1	100%	1
MISSISSIPPI VALLEY REGIONAL BLOOD CENTER			1	100%	1
777 URGENT CARE			1	100%	1
MEDEXPRESS URGENT CARE, MOSSIDE		1			1
CVS TX7288POCT DALLAS		1			1
AUGUSTA HEALTH CLINICAL LABORATORY			1	100%	1
DOCTORS AFTER HOURS URGENT CARE CENTER			1	100%	1
CVS SC7334POCT LEXINGTON		1			1
UNLIMITED MEDICAL SERVICES OF FL PL DBA		1			1
Hillside Manor Rehabilitation and Extended Care Center		1			1
Kroger 549 - The Little Clinic Clinton Highway		1			1
HOUSTON DEPARTMENT OF HEALTH AND HUMAN SERVICES			1	100%	1
ALLEGANY COUNTY DEPARTMENT OF HEALTH		1			1
CONSOLIDATED			1	100%	1
MELBOURNE URGENT CARE			1	100%	1
ODYSSEY HEALTH CARE OF MARION COUNTY LLC		1			1
COLLINS NURSING HOME		1			1
Waycross Health and Rehabilitation		1			1
ST VINCENTS OUTPATIENT IMAGING		1			1
Avera Sr. James Care Center		1			1
WEST COAST CLINICAL LABS INC			1	100%	1
SIGNATURE CARE MEMORIAL CITY			1	100%	1
DAVITA DIALYSIS-NORTH			1	100%	1
ENCOMPASS HEALTH HOME HEALTH		1			1
ULTIMATE KIDNEY CARE			1	100%	1
NORTH FL SOUTH GA HCS-LAKE CITY			1	100%	1
WEXFORD HEALTH SOURCES INC		1			1
SPINE & PAIN CONSULTANT PLLC		1			1
PERRY COUNTY NURSING HOME		1			1
EMERSON HOSPITAL LABORATORY			1	100%	1
OMAHA VA MEDICAL CENTER			1	100%	1
MANOR CARE OF DELRAY BEACH FL LLC		1			1
KIOSK MEDICINE OF KENTUCKY LLC		1			1
CONCORDIA MANOR			1	100%	1
OMC PRIMARY CARE - HOSPITAL CAMPUS			1	100%	1
TEXAS HEALTH ARLINGTON MEMORIAL		1			1
MISSION HOSPITAL - MEMORIAL CAMPUS			1	100%	1
PUBLIX PHARMACY #1114			1	100%	1
HUMC		1			1
SANFORD HOME		1			1
MEDCOR CORPORATE CLINIC			1	100%	1
MARTIN HEALTH PHYSICIAN GROUP			1	100%	1
EASTSIDE URGENT CARE			1	100%	1

COVID-19: testing by laboratory

Data through Feb 18, 2021 verified as of Feb 19, 2021 at 09:25 AM

Data in this report are provisional and subject to change.

The numbers in the table below represent the number of Florida and non-Florida residents for whom test results were received by the Department of Health. A person can be tested by more than one laboratory and can have both positive and negative results. **Therefore, the sum of the numbers in each column will be larger than the total number of people tested.**

Reporting lab	Inconclusive	Negative	Positive	Percent positive	Total
AAA MEDICAL TESTING			1	100%	1
SUNCOAST BEHAVIORAL HEALTH CENTER			1	100%	1
PEDIATRIC ASSOCIATES - DORAL			1	100%	1
DEL PRADO MEDICAL CENTER, INC		1			1
ALPHA CLINICAL LABORATORY CORP.			1	100%	1
URGENT CARE CENTER OF PORT ORANGE LLC			1	100%	1
SOUTH FLORIDA RESEARCH ORGANIZATION			1	100%	1
TARRANT MEDICAL ASSOCIATES			1	100%	1
SMITH KLINE			1	100%	1
ANY LAB TEST NOW JACKSONVILLE		1			1
TRUMAN MEDICAL CENTER - HOSPITAL HILL			1	100%	1
DIGESTIVE DISEASE CARE PC		1			1
DISCOVERY AT HOME, LLC			1	100%	1
Kroger 353 - The Little Clinic Harpers Point		1			1
ALLIANCE LABORATORY SERVICES			1	100%	1
NORTHSIDE FAMILY MEDICINE		1			1
Rio Grande City Nursing and Rehab Center			1	100%	1
CVS IN8669POCT INDIANAPOLIS		1			1
BOULDER COMMUNITY HOSPITAL			1	100%	1
RURAL/METRO MIDSOUTH,		1			1
JMJ FAMILY PRACTICE			1	100%	1
MEDCOR, INC			1	100%	1
CARESPOT - LEE VISTA			1	100%	1
CVS TX7675POCT RED OAK			1	100%	1
HIDALGO FAMILY CLINIC			1	100%	1
Kroger 367 - The Little Clinic Walton		1			1
MEDICAL ASSOCIATES OF PINELLAS - LAB			1	100%	1
The Pines at Poughkeepsie Center for Nursing and Rehabilitation		1			1
PEDRO MENENDEZ HEALTH CENTER AT ST JOHNS			1	100%	1
WYOMING COUNTY DEPARTMENT OF HEALTH		1			1
SHAMRA MEDICAL LABORATORY			1	100%	1
FIU HEALTH CARE CENTER			1	100%	1
VALUE DRUGS BRONXVILLE INC		1			1
HILTON HEAD HOSPITAL/INPATIENT			1	100%	1
DR PHILLIPS CENTER FOR WELLNESS		1			1
ST. JOHN HOSPITAL & MEDICAL CENTER			1	100%	1
ADVENTHEALTH PHYSICIAN GROUP - APPLEWOOD			1	100%	1
SACRED HEART HOSPITAL NURSING			1	100%	1
BAYCARE OUTREACH LAB AT NEW TAMPA			1	100%	1
CARESOUTH HHA HOLDINGS OF THE TREASURE COAST LLC			1	100%	1
SKY RIDGE MEDICAL CENTER - MICRO			1	100%	1
SPHERE DX			1	100%	1
CITRONELLE HEALTH AND REHABILITATION CENTER		1			1
FALKVILLE HEALTHCARE		1			1
ELLIS HOSPITAL URGENT CARE CENTER LAB		1			1
JAX FAMILY CARE		1			1

COVID-19: testing by laboratory

Data through Feb 18, 2021 verified as of Feb 19, 2021 at 09:25 AM

Data in this report are provisional and subject to change.

The numbers in the table below represent the number of Florida and non-Florida residents for whom test results were received by the Department of Health. A person can be tested by more than one laboratory and can have both positive and negative results. **Therefore, the sum of the numbers in each column will be larger than the total number of people tested.**

Reporting lab	Inconclusive	Negative	Positive	Percent positive	Total
ANDERSON FAMILY MEDICINE			1	100%	1
METROPOLITAN			1	100%	1
TMH PHYSICIAN PARTNERS QUINCY			1	100%	1
NEW ERA HEALTH CENTER INC		1			1
COLLIER BLVD HMA PHYSICIANS MANAGEMENT LLC			1	100%	1
BEAUMONT HOSPITAL			1	100%	1
JASPER MEMORIAL HOSPITAL		1			1
ORCHID TERRACE		1			1
MISSION HOSPITAL			1	100%	1
ALLEGHENY GENERAL HOSPITAL			1	100%	1
VISTA LAKE ASSISTED LIVING			1	100%	1
LARKIN COMMUNITY HOSPITAL PALM SPRINGS CAMPUS			1	100%	1
SUTTER GOULD MEDICAL FOUNDATION			1	100%	1
Kroger 419 - The Little Clinic Farmington/Exeter		1			1
JFK INTERNAL MEDICINE FACULTY PRACTICE			1	100%	1
VA SALT LAKE CITY HCS		1			1
PARTNERS IN PRIMARY CARE		1			1
NEW SMYRNA BEACH AMBULATORY CARE CTR			1	100%	1
FLORIDA HOME HEALTH			1	100%	1
DOCTORS CARE – GREER		1			1
SURGERY CENTER, THE			1	100%	1
HUNEYCUTT FAMILY PRACTICE			1	100%	1
JACKSON MADISON CO. GEN. HOSPITAL			1	100%	1
ENT AND ALLERGY ASSOCIATES OF FLORIDA, LLC			1	100%	1
SILVERMAN			1	100%	1
CARBON HEALTH			1	100%	1
SUN CLINICAL LABORATORIES			1	100%	1
Lynwood		1			1
SOWAL HEALTH & DRUG			1	100%	1
LITTLE FALLS HOSPITAL LABORATORY		1			1
Crowne Place Assisted Living		1			1
JOHN D. ARCHBOLD MEMORIAL HOSPITAL			1	100%	1
Kroger 400 - The Little Clinic Hartley Bridge Rd			1	100%	1
RAPID MEDLAB (002M0)		1			1
BAYOU URGENT CARE			1	100%	1
PEDRO L ORTEGA MD PA			1	100%	1
THE LITTLE CLINIC LLC			1	100%	1
BRADENTON DIALYSIS			1	100%	1
Juniper Village at Bucks County		1			1
KATHY L ANDERSON DO PA			1	100%	1
MEDCARE QUALITY MEDICAL CENTER LLC			1	100%	1
PALMETTO CHARTER SCHOOL		1			1
Kroger 909 - The Little Clinic Hamilton			1	100%	1
HELGEMO & LIOU PEDIATRICS			1	100%	1
PALM BEACH DIABETES AND ENDOCRINE SPECIALISTS, PA			1	100%	1
PROFESSIONAL DIALYSIS CENTER			1	100%	1

COVID-19: testing by laboratory

Data through Feb 18, 2021 verified as of Feb 19, 2021 at 09:25 AM

Data in this report are provisional and subject to change.

The numbers in the table below represent the number of Florida and non-Florida residents for whom test results were received by the Department of Health. A person can be tested by more than one laboratory and can have both positive and negative results. **Therefore, the sum of the numbers in each column will be larger than the total number of people tested.**

Reporting lab	Inconclusive	Negative	Positive	Percent positive	Total
NORTH MIAMI BEACH SURGICAL CENTER			1	100%	1
HEALTHFORCE PARTNERS INC			1	100%	1
MERITER LABORATORIES			1	100%	1
MEDICAL CENTER			1	100%	1
AUTUMN CARE OF STATESVILLE, LLC		1			1
LOUISIANA STATE LAB			1	100%	1
LCMC LAB SUBSECTION		1			1
VETERANS AFFAIRS MEDICAL CENTER - EAST ORANGE			1	100%	1
Kroger 390 - The Little Clinic North College Hill		1			1
BAPTIST HOSPITAL LABORATORY			1	100%	1
Manor Care Health Care Services - Williamsport North		1			1
KID FIXERS		1			1
Orange City Nursing and Rehab Center			1	100%	1
NEW RIVER HEALTH DISTRICT			1	100%	1
Lutheran Community at Telford		1			1
CATHEDRAL GERONTOLOGY CENTER DBA CATHEDRAL CARES			1	100%	1
HEALTH ALLIANCE			1	100%	1
Kroger 753 - The Little Clinic Goss Avenue		1			1
SACRED HEART HEALTH SYSTEM- MIDWIFE PROGRAM			1	100%	1
Dugan Memorial Home		1			1
Shelbyville Manor		1			1
Eagle Health and Rehabilitation		1			1
Shoreline Care Center			1	100%	1
EVENTIDE LUTHERAN HOME		1			1
NEVADA DEPARTMENT OF HEALTH AND HUMAN SERVICES			1	100%	1
ARNOLD PALMER HOSPITAL LAB POCT		1			1
SOUTHWEST FLORIDA DIVISION LAB			1	100%	1
GREYSTONE HOME HEALTH OF GREATER ORLANDO LLC		1			1
KAISER PERMANENTE REGIONAL REFERENCE LABORATORY		1			1
Wildwood Healthcare		1			1
BASCOM PALMER-MICRO LAB			1	100%	1
VALLEY HOSPITAL MEDICAL CENTER		1			1
ADVENTHEALTH DURAND			1	100%	1
Metairie Healthcare Center			1	100%	1
Kroger 126 - The Little Clinic Cottonwood		1			1
RABI SINHA, MD		1			1
BOND COUNTY HEALTH DEPARTMENT			1	100%	1
LOUIS STOKES CLEVELAND VA MEDICAL CENTER			1	100%	1
NORTHWEST FLORIDA SPECIALTY PHYSICIANS LLC		1			1
Walgreens #5065		1			1
CARESPOT EXPRESS HEALTHCARE BOYNTON BEACH			1	100%	1
Strasburg Care Center		1			1
ADVANCED URGENT CARE PLLC		1			1
FAMILY PHYSICIANS OF WINTER PARK, INC			1	100%	1
OPTUM PRIMARY CARE			1	100%	1
Northern Nevada State Veterans Home		1			1

COVID-19: testing by laboratory

Data through Feb 18, 2021 verified as of Feb 19, 2021 at 09:25 AM

Data in this report are provisional and subject to change.

The numbers in the table below represent the number of Florida and non-Florida residents for whom test results were received by the Department of Health. A person can be tested by more than one laboratory and can have both positive and negative results. **Therefore, the sum of the numbers in each column will be larger than the total number of people tested.**

Reporting lab	Inconclusive	Negative	Positive	Percent positive	Total
DIMMIT REGIONAL HOSPITAL			1	100%	1
HOLSTON MEDICAL GROUP		1			1
ST.ELIZABETH HEALTH CENTER	1				1
PINNACLE DIALYSIS		1			1
CLUB HEALTH AND REHABILITATION CENTER, THE		1			1
TRAVIS LEE THOMPSON MD			1	100%	1
MEDAC AT PORTERS NECK			1	100%	1
UT HEALTH RIO GRANDE VALLEY PRIMARY CARE AT			1	100%	1
AURORA HEALTH CARE METRO INC			1	100%	1
CVS TX8322POCT AUSTIN		1			1
PHYSICIAN ASSOCIATES, LLC			1	100%	1
DAYTONA BEACH DIALYSIS			1	100%	1
CVS AZ7263POCT PHOENIX		1			1
MINUTECLINIC DIAGNOSTIC OF NEW MEXICO LLC #7552		1			1
Vibralfie of El Paso Rehabilitation Center			1	100%	1
ABINGTON MEMORIAL HOSPITAL			1	100%	1
PHYSICIANS URGENT CARE			1	100%	1
MISSOURI DEPT. OF HEALTH			1	100%	1
FAMILY MEDICAL CENTRE			1	100%	1
WAYCROSS INTRTNAL MEDICINE			1	100%	1
NATION'S BEST CARE HOME HEALTH			1	100%	1
Vista Park			1	100%	1
RIDGEFIELD PEDIATRIC ASSOCIATES		1			1
Arch Plaza Nursing and Rehabilitation Center			1	100%	1
CENTRAL FL INTERNAL MEDICINE ASSOCIATES LLC		1			1
COMMUNITY MEDICAL CARE			1	100%	1
TWIN			1	100%	1
MEDEX CLINIC LLC			1	100%	1
HAPPY KIDZ PEDIATRICS PL			1	100%	1
BROOKDALE AVONDALE (BU 04360)			1	100%	1
OHIOHEALTH URGENT CARE			1	100%	1
PARK AVENUE DERMATOLOGY NORTH			1	100%	1
ER NEAR ME HULEN		1			1
SHANNON MEDICAL CENTER			1	100%	1
LADY OF THE SEA HOSPITAL LAB			1	100%	1
KENDALL PEDIATRICS PARTNERS LLC			1	100%	1
HOWELL BRANCH COURT			1	100%	1
BAXTER REGIONAL MEDICAL CENTER			1	100%	1
LAKE VISTA DIALYSIS			1	100%	1
NORTHSIDE FAMILY MEDICINE AND URGENT CARE (CUMMING)		1			1
LOGAN COUNTY HOSPITAL			1	100%	1
HEALTH PLUS SUNRISE MEDICAL OFFICE			1	100%	1
LABORATORIO MEDICO CENTRAL CONDOMINO MD			1	100%	1
AMD			1	100%	1
MINUTE-CLINIC DIAGNOSTIC OF VIRGINIA, LLC #3949		1			1
FHPG INTERNAL MEDICINE OF BRANDON			1	100%	1

COVID-19: testing by laboratory

Data through Feb 18, 2021 verified as of Feb 19, 2021 at 09:25 AM

Data in this report are provisional and subject to change.

The numbers in the table below represent the number of Florida and non-Florida residents for whom test results were received by the Department of Health. A person can be tested by more than one laboratory and can have both positive and negative results. **Therefore, the sum of the numbers in each column will be larger than the total number of people tested.**

Reporting lab	Inconclusive	Negative	Positive	Percent positive	Total
WORKFORCE HEALTH DEPARTMENT			1	100%	1
Victory Health and Rehabilitation			1	100%	1
THE MEDICAL CENTER			1	100%	1
WEST PENSACOLA DIALYSIS CENTER			1	100%	1
MID FLORIDA COMMUNITY SERVICES			1	100%	1
Kroger 368 - The Little Clinic Frankfort West		1			1
FIVE STAR PREMIER RESIDENCES OF POMPANO BEACH			1	100%	1
CONCIERGE INTERNAL MEDICINE ASSOCIATES			1	100%	1
OPTUM OF HIALEAH		1			1
WOODHILLS LABS			1	100%	1
MANCHESTER COMMONS		1			1
SUPERKIDS PEDIATRICS			1	100%	1
MIDDLETON PEDIATRICS			1	100%	1
Crestwood Nursing Center		1			1
Integrity Healthcare of Carbondale			1	100%	1
ST. LUKE'S HOSPITAL			1	100%	1
SC-GA2018 THE RIDGE REHABILITATION & H		1			1
MIAMI VASCULAR SURGERY			1	100%	1
ALLIED PHYSICIANS GROUP		1			1
FINLAY MEDICAL RESEARCH CORP			1	100%	1
INLET CONCIERGE MEDICINE			1	100%	1
BAPTIST ASI			1	100%	1
Kroger 350 - The Little Clinic New Cut Road		1			1
NEMOURS CHILDREN'S PRIMARY CARE, ST CLOUD			1	100%	1
Garden Isle Healthcare and Rehabilitation Center		1			1
LABORATORY SERVICES SGHS - CAMDEN		1			1
LOURDES URGENT CARE			1	100%	1
DIXIE REGIONAL MEDICAL CENTER			1	100%	1
TAMPA GENERAL MEDICAL GROUP LABORATORY HEALTHPARK			1	100%	1
LOPEZ		1			1
Portsmouth Health and Rehab			1	100%	1
ANMED HEALTH MEDICAL CENTER			1	100%	1
Remarkable Healthcare Dallas			1	100%	1
THE CLINIC ON SIXTH			1	100%	1
CVS AZ3749POCT GOODYEAR		1			1
PRIMACARE MEDICAL LAKEWOOD			1	100%	1
PM PEDIATRICS PC			1	100%	1
MIDWAY SPECIALTY CARE CENTER INC		1			1
HEART HOSPITAL OF LAFAYETTE: EMERGENCY ROOM			1	100%	1
SUNCOAST FAMILY MEDICAL ASSOCIATES			1	100%	1
CHIPLEY DIALYSIS			1	100%	1
Birmingham Nursing & Rehab Center		1			1
IRA FIALKO DO			1	100%	1
PASTEUR MEDICAL HIALEAH GARDEN LLC			1	100%	1
BAPTIST HEALTH PRIMARY CARE AT DORAL			1	100%	1
bishop rehabilitation and nursing center		1			1

COVID-19: testing by laboratory

Data through Feb 18, 2021 verified as of Feb 19, 2021 at 09:25 AM

Data in this report are provisional and subject to change.

The numbers in the table below represent the number of Florida and non-Florida residents for whom test results were received by the Department of Health. A person can be tested by more than one laboratory and can have both positive and negative results. **Therefore, the sum of the numbers in each column will be larger than the total number of people tested.**

Reporting lab	Inconclusive	Negative	Positive	Percent positive	Total
SPARTA HEALTH & REHAB		1			1
GENESIS HEALTH SYSTEM			1	100%	1
LANGLEY DIALYSIS			1	100%	1
MEDICAL LIFE-INC GUIDEWELL EMERGENCY MEDICINE			1	100%	1
AESTHETIC PHYSICIANS PC			1	100%	1
UF HEALTH - WILDLIGHT			1	100%	1
Kroger 519 - The Little Clinic Staples Mill Road		1			1
Ramsey Village		1			1
PRIORITY CARE LLC			1	100%	1
BALLAD HEALTH MEDICAL ASSOCIATES URGENT CARE			1	100%	1
INDIAN RIVER CLINICAL LABORATORY, INC.		1			1
PATIENT FIRST-GENERAL BOOTH			1	100%	1
ATHENA PLASTIC SURGERY		1			1
NEMOURS CHILDREN'S PRIMARY CARE			1	100%	1
BLACKBERRY CENTER, THE		1			1
DORAL KIDNEY CENTER			1	100%	1
WALGREENS #10854		1			1
LUMICO LIFE INSURANCE COMPANY		1			1
SAN JOSE CLINIC		1			1
RIDGE OPTUM FLORIDA			1	100%	1
Mayfair Village Nursing Care Center		1			1
Harbert Hills Academy Nursing Home		1			1
BUFFALO VAMC			1	100%	1
MERCYONE DES MOINES MEDICAL CENTER			1	100%	1
MED FIRST IMMEDIATE CARE AND FAMILY PRACTICE			1	100%	1
SHRIVERS PHARMACY AND WELLNESS CENTER			1	100%	1
LABORATORIO BUENA SALUD			1	100%	1
Walgreens #9620		1			1
TREASURE COAST PRIMARY CARE		1			1
LAKE MARY DIALYSIS			1	100%	1
CVS NV9586POCT RENO		1			1
Kroger 101 - The Little Clinic Hill Top		1			1
Hearthstone Nursing and Rehabilitation Center		1			1
PATHOLOGYT & LAB MEDICINE SERVICES			1	100%	1
HOCHBERG LOWER SCHOOL		1			1
Piqua Manor		1			1
EAST COAST INSTITUTE FOR RESEARCH LLC			1	100%	1
Kroger 907 - The Little Clinic Holland		1			1
COBLESKILL REGIONAL HOSPITAL		1			1
MORGAN STANELY HEALTH CENTER		1			1
WATERTOWN URGENT CARE		1			1
PROVIDENCE ST PETER HOSPITAL		1			1
ENZO LABS INC			1	100%	1
WALGREEN#12147		1			1
LEHIGH REGIONAL WOUND CENTER			1	100%	1
CVS CA9103POCT ESCONDIDO		1			1

COVID-19: testing by laboratory

Data through Feb 18, 2021 verified as of Feb 19, 2021 at 09:25 AM

Data in this report are provisional and subject to change.

The numbers in the table below represent the number of Florida and non-Florida residents for whom test results were received by the Department of Health. A person can be tested by more than one laboratory and can have both positive and negative results. **Therefore, the sum of the numbers in each column will be larger than the total number of people tested.**

Reporting lab	Inconclusive	Negative	Positive	Percent positive	Total
SC-GA2018 MCCORMICK REHAB & HEALTHCARE		1			1
HELEN HAYES HOSPITAL LABORATORY		1			1
MADISON AT OVIEDO			1	100%	1
TIMPANOGOS REGIONAL HOSPITAL			1	100%	1
CVS TN4624POCT KNOXVILLE			1	100%	1
SELECT MEDICAL CLINIC			1	100%	1
RAMBAM URGENT CARE			1	100%	1
MEDEXPRESS URGENT CARE - BECKLEY		1			1
ISLANDS ASSISTED LIVING FACILITY,THE			1	100%	1
CHRISTUS GOOD SHEPHERD MEDICAL CENTER			1	100%	1
VANAJA SUREDDI MD PA			1	100%	1
CVS CA9721POCT ARCADIA		1			1
ADVANCED CARDIOVASCULAR DIAGNOSTICS OF FL			1	100%	1
BAPTIST HEALTH SURGERY CENTER AT NORTHPOINT			1	100%	1
NF Escambia, LLC DBA Olive BranchHealth and Rehabilitaion Center			1	100%	1
ST JOHN'S HOME CARE			1	100%	1
NHC HealthCare St. Charles		1			1
ICARE		1			1
STANDIFER PLACE		1			1
SLIDELL MEMORIAL HOSPITAL			1	100%	1
CARDIOTHORACIC SURGERY OF HYDE PARK			1	100%	1
Kroger 541 - The Little Clinic Long Hollow Pike		1			1
OCALA RKC EAST HEMO #1			1	100%	1
NORTHSIDE HOSPITAL DULUTH			1	100%	1
CARING PROFESSIONAL HEALTH CARE LLC		1			1
Brown Memorial Home		1			1
AML DIAGNOSTICS- ADV TESTING IN METABOLIC MEDICINE			1	100%	1
Walgreens #5914		1			1
LIFELINK OF FLORIDA			1	100%	1
ANDREWS INSTITUTE AMBULATORY SURGERY CENTER		1			1
HARDEE COUNTY FIRE RESCUE		1			1
CVS IL5797POCT CAROL STREAM		1			1
FLAGLER PROFESSIONAL HEALTH CARE SERVICES INC		1			1
Heartland of Perrysburg		1			1
CLINICAL CARE INC			1	100%	1
RIVERSIDE MEDICAL CENTER		1			1
PINELLAS POINT NURSING AND REHAB CENTER			1	100%	1
CHATEAU MADELEINE - SENIOR LIVING & MEMORY CARE			1	100%	1
ARBOR DIAGNOSTICS, INC		1			1
Accordius Health at Harrisonburg		1			1
BAPTIST HEALTH SURGERY CENTER			1	100%	1
WW Chem Auto SS			1	100%	1
CUSTOM SCRIPTS PHARMACY		1			1
UCH LAB			1	100%	1
FLORIDA DEPARTMENT OF HEALTH PALM BEACH COUNTY			1	100%	1
Oregon Veterans Home The Dalles		1			1

COVID-19: testing by laboratory

Data through Feb 18, 2021 verified as of Feb 19, 2021 at 09:25 AM

Data in this report are provisional and subject to change.

The numbers in the table below represent the number of Florida and non-Florida residents for whom test results were received by the Department of Health. A person can be tested by more than one laboratory and can have both positive and negative results. **Therefore, the sum of the numbers in each column will be larger than the total number of people tested.**

Reporting lab	Inconclusive	Negative	Positive	Percent positive	Total
WALKIN MEDICAL URGENT CARE,NEW CITY			1	100%	1
CAREWELL 203			1	100%	1
Kroger 672 - The Little Clinic Bill Kennedy & Glenwood		1			1
BROOKSHIRE, THE			1	100%	1
CVS TX8351POCT BEAUMONT		1			1
CARENOW-MONTGOMERY			1	100%	1
ACCURATE HEALTH SERVICES CORP			1	100%	1
MICROBIOLOGY DEPARTMENT			1	100%	1
Falmouth By The Sea			1	100%	1
PALMETTO PRIMARY CARE PHYSICIANS			1	100%	1
441 URGENT CARE CENTER - BROWNWOOD			1	100%	1
VELOCITY URGENT CARE - REDMILL			1	100%	1
GENESIS HOME HEALTH CARE SERVICES OF			1	100%	1
Lemont Nursing and Rehab Center			1	100%	1
HOSPICE OF MARION COUNTY INC			1	100%	1
Livingston County Center for Nursing and Rehabilitation		1			1
SANFORD LABORATORIES WATERTOWN			1	100%	1
EXPRESS LAB LIVINGSTON			1	100%	1
ROSE HAVEN NURSING CENTER		1			1
EAST TENNESSEE STATE UNIVERSITY		1			1
MDS PHARMA SERVICES		1			1
AYASS BIOSCIENCE LLC			1	100%	1
MEDERI CARETENDERS VS OF SE FL LLC DBA			1	100%	1
VCU HEALTH SYSTEM AUTHORITY - MCV HOSPITALS			1	100%	1
MOUNT SINAI MEDICAL CENTER OF FLORIDA, INC			1	100%	1
PACE UNIVERSITY HEALTH CARE		1			1
RIVERSIDE COUNTY PUBLIC HEALTH LABORATORY			1	100%	1
RAJ K PAI MD PA			1	100%	1
Schenectady Center for Rehabilitation & Nursing		1			1
PUBLIX PHARMACY #0332		1			1
VICTORIA PAIN AND REHABILITATION CENTER			1	100%	1
1ST CHOICE URGENT CARE CENTER LLC			1	100%	1
USC VERDUGO HILLS HOSPITAL			1	100%	1
HEARTLAND REGIONAL MEDICAL CENTER		1			1
HOME AIDE SVC OF EASTERN NY INC D/B/A		1			1
CARE CONNECTIONS AT HOME LLC			1	100%	1
MINNESOTA DEPARTMENT OF HEALTH LABORATORY			1	100%	1
MIAMI CEREBRAL PALSY RESIDENTIAL			1	100%	1
UNIVERSITY URGENT CARE			1	100%	1
A G RHODES HOME AT WESLEY WOODS		1			1
STEWART FLORIDA ALF, INC			1	100%	1
CAH ACQUISITION COMPANY 11 LLC			1	100%	1
IZ MEDICAL		1			1
CARENOW URGENT CARE - SPRING			1	100%	1
MEDEXPRESS-DOVER		1			1
CVS IL8753POCT CHICAGO		1			1

COVID-19: testing by laboratory

Data through Feb 18, 2021 verified as of Feb 19, 2021 at 09:25 AM

Data in this report are provisional and subject to change.

The numbers in the table below represent the number of Florida and non-Florida residents for whom test results were received by the Department of Health. A person can be tested by more than one laboratory and can have both positive and negative results. **Therefore, the sum of the numbers in each column will be larger than the total number of people tested.**

Reporting lab	Inconclusive	Negative	Positive	Percent positive	Total
SANTA CLARA VALLEY MEDICAL CENTER			1	100%	1
HOLY CITY MED URGENT CARE			1	100%	1
CVS NM7242POCT ALBUQUERQUE		1			1
WALGREENS #06025		1			1
MEMORIAL MEDICAL CENTER			1	100%	1
WELLCARE URGENT CARE			1	100%	1
ADVENTHEALTH MEDICAL GROUP UROLOGY AT EAST ORLANDO		1			1
STEWART MEDICAL GROUP INC			1	100%	1
Wexner Heritage House			1	100%	1
PALMETTO BAY MEDICAL CENTER			1	100%	1
EASTMAN HEALTHCARE & REHAB		1			1
GENESIS MICROBIOLOGY LAB		1			1
CROSSROADS URGENT CARE PLLC		1			1
Niles Nursing and Rehab. Center		1			1
HENRY FORD HOSPITAL			1	100%	1
SAINT JOSEPHS HOSPITAL OF ATLANTA			1	100%	1
CVS MA2297677CV BOSTON		1			1
TCPA CLINICAL LABORATORIES			1	100%	1
OUCH URGENT CARE			1	100%	1
MEMORIAL HOSPITAL - BELLEVILLE			1	100%	1
PREMIER PEDIATRICS			1	100%	1
BRANDON OUTREACH CLINIC			1	100%	1
PUBLIX PHARMACY # 1236			1	100%	1
PROGRESSIVE MEDICAL RESEARCH			1	100%	1
PROGENESIS INC			1	100%	1
ROYAL OAK MEDICAL CENTER LLC DBA CHARACTER FAMILY			1	100%	1
NORTH RIVER FAMILY HEALTH CENTER			1	100%	1
TMH CANCER CENTER LABORATORY			1	100%	1
AMERICAN DRUG TESTING LAB LLC			1	100%	1
CLEVELAND CLINIC OUTPATIENT LABORATORY			1	100%	1
EAST FL CORE LAB			1	100%	1
Manassas Health & Rehab			1	100%	1
Ravenwood Speciality Care		1			1
BEAUMONT REFERENCE LABORATORY			1	100%	1
HERNANDO COUNTY HEALTH DEPT			1	100%	1
EXCEL URGENT CARE OF NJ			1	100%	1
ADAMS COUNTY HEALTH DEPARTMENT			1	100%	1
JOSHUA E CHESIR MD		1			1
SUPREME MEDICAL GROUP PLLC			1	100%	1
Walgreens #11724		1			1
MAURY REGIONAL MEDICAL CENTER		1			1
MISSION REGIONAL MEDICAL CENTER			1	100%	1
BIODORON LABORATORIES			1	100%	1
PALM COTTAGE OPERATOR LLC			1	100%	1
HARTFORD HEALTH CARE & REHABILITATION			1	100%	1
FAMILY PRACTICE ASSOCIATES		1			1

COVID-19: testing by laboratory

Data through Feb 18, 2021 verified as of Feb 19, 2021 at 09:25 AM

Data in this report are provisional and subject to change.

The numbers in the table below represent the number of Florida and non-Florida residents for whom test results were received by the Department of Health. A person can be tested by more than one laboratory and can have both positive and negative results. **Therefore, the sum of the numbers in each column will be larger than the total number of people tested.**

Reporting lab	Inconclusive	Negative	Positive	Percent positive	Total
MID FLORIDA BIOLOGICALS			1	100%	1
RAYMOND F CARON MD			1	100%	1
WESLEY MEDICAL CENTER			1	100%	1
MEDEXPRESS URGENT CARE-MEADVILLE			1	100%	1
PCR DIAGNOSTICS			1	100%	1
CHP COVID-19 (TX)			1	100%	1
NHC HealthCare Anniston		1			1
Community Compassion Center of Batesville			1	100%	1
AFC URGENT CARE CLEVELAND			1	100%	1
UMMC MIDTOWN CAMPUS			1	100%	1
ADVANCE MD CARE			1	100%	1
HACKENSACK UNIVERSITY MEDICAL CENTER		1			1
ATLANTIS VISION CENTER			1	100%	1
DE TAR HOSPITAL			1	100%	1
URGENT TEAM MANAGEMENT OF TENNESSEE, L			1	100%	1
San Antonio Residence and Rehabilitation Center		1			1
Essex Center for Rehabilitation and Healthcare		1			1
FAU MEMORY & WELLNESS CENTER			1	100%	1
BAYLOR SCOTT & WHITE ALL SAINTS MEDICAL CENTER FT			1	100%	1
ADVENTHEALTH MEDICAL GROUP COMMUNITY MEDICINE			1	100%	1
HENRY FORD WEST BLOOMFIELD HOSPITAL			1	100%	1
KINGWOOD EMERGENCY HOSPITAL			1	100%	1
URGENT CARE OF COASTAL GEORGIA			1	100%	1
Diversicare of Smyrna		1			1
GIBSON AREA PRIMARY CARE			1	100%	1
PEDIATRIC PARTNERS			1	100%	1
SKYRIDGE CLINICAL ASSOCIATES		1			1
SOUTH TEXAS HEALTH SYSTEM ER - WARE ROAD			1	100%	1
NORTH SHORE MEDICAL CENTER - SALEM HOSPITAL			1	100%	1
FLORIDA MEDICAL CLINIC PA GI			1	100%	1
MEADOWS PARK HEALTH AND REHABILITATION		1			1
LAKE SUCCESS EXTENDED CARE		1			1
DILELLA			1	100%	1
WAKULLA URGENT CARE & DIAGNOSTIC			1	100%	1
LabCorp of America			1	100%	1
Mercy Manor Transition Center			1	100%	1
NORTHSIDE FAMILY MEDICINE AND URGENT CARE (HOLLY SPRINGS)		1			1
FRANKLIN CBOC			1	100%	1
COMMUNITY HOSPITALS INDIANAPOLIS			1	100%	1
LAREDO EMERGENCY ROOM			1	100%	1
MEDICAL ASSOCIATES OF BREVARD LLC		1			1
VALUE DRUGS GREENLAWN INC		1			1
SIPERSTEIN DERMATOLOGY LLC			1	100%	1
PALOMAR MEDICAL CENTER			1	100%	1
UPMC NORTHWEST HOSPITAL			1	100%	1
SKIN WELLNESS PHYSICIANS LLC		1			1

COVID-19: testing by laboratory

Data through Feb 18, 2021 verified as of Feb 19, 2021 at 09:25 AM

Data in this report are provisional and subject to change.

The numbers in the table below represent the number of Florida and non-Florida residents for whom test results were received by the Department of Health. A person can be tested by more than one laboratory and can have both positive and negative results. **Therefore, the sum of the numbers in each column will be larger than the total number of people tested.**

Reporting lab	Inconclusive	Negative	Positive	Percent positive	Total
Kroger 523 - The Little Clinic Dickson			1	100%	1
CHRISTIANA HOSPITAL		1			1
DIVERSICARE OF BIG SPRINGS		1			1
DEVANSH LAB WERKS		1			1
GEORGETOWN URGENT CARE			1	100%	1
MODERN URGENT CARE			1	100%	1
NORTH FLORIDA CHILD DEVELOPMENT, INC			1	100%	1
VA ST LOUIS HEALTH CARE SYSTEM			1	100%	1
SUNCOAST RESEARCH GROUP LLC			1	100%	1
CHAMBREL AT PINECASTLE			1	100%	1
MOSAIC MEDICAL CENTER MARYVILLE			1	100%	1
MEDTOWN PHARMACY			1	100%	1
Waddell Nursing & Rehab Center		1			1
METROWEST MEDICAL CENTER - FRAMINGHAM			1	100%	1
HARRIS URGENT CARE CENTER			1	100%	1
CVS NC2749POCT CONCORD		1			1
COLOMBO'S PHARMACY		1			1
FAIRVIEW SOUTHDAL			1	100%	1
Autumn Care of Suffolk		1			1
CLERMONT PEDIATRICS, PA			1	100%	1
MOBILE MEDICAL CLINIC			1	100%	1
FELD ENTERTAINMENT			1	100%	1
SOUTHWEST ORLANDO FAMILY MEDICINE, PL			1	100%	1
BEAUMONT HOSPITAL, GROSSE POINTE			1	100%	1
Redwood Springs Healthcare			1	100%	1
Kroger 410 - The Little Clinic Trinity		1			1
Hillside Rehab and Care Center			1	100%	1
SOUTHEASTERN HEALTH FACILITES, INC		1			1
TAMPA HEALTH CARE PROVIDERS PA		1			1
ELDER ALTERNATIVES INC			1	100%	1
CHILTON MEDICAL CENTER		1			1
DEPT OF VA MEDICAL CENTER - MIAMI			1	100%	1
NEW MILFORD HOSPITAL			1	100%	1
SAINT PETE MRI			1	100%	1
Florence Home		1			1
MEDOR/ACC SYNCHRONY			1	100%	1
EVERGREEN NURSING HOME		1			1
CARE STATION MEDICAL GROUP		1			1
BAYLOR SCOTT & WHITE MEDICAL SURGICAL CLINIC			1	100%	1
QUICKCARE HEALTH, INC			1	100%	1
CVS AZ5477POCT SURPRISE		1			1
Rockcastle Health and Rehab		1			1
Brookdale Southside			1	100%	1
Longwood Community Living Center		1			1
FLORIDA HOSPITAL ORMOND BEACH			1	100%	1
BROOKDALE FORT MYERS LAKES PARK			1	100%	1

COVID-19: testing by laboratory

Data through Feb 18, 2021 verified as of Feb 19, 2021 at 09:25 AM

Data in this report are provisional and subject to change.

The numbers in the table below represent the number of Florida and non-Florida residents for whom test results were received by the Department of Health. A person can be tested by more than one laboratory and can have both positive and negative results. **Therefore, the sum of the numbers in each column will be larger than the total number of people tested.**

Reporting lab	Inconclusive	Negative	Positive	Percent positive	Total
Monument Health Custer Care Center		1			1
URGENT CARE OF KANSAS CITY			1	100%	1
LP ELIZABETHTON		1			1
TENNOVA ER - SANGO			1	100%	1
BAYLOR SCOTT AND WHITE MEDICAL CENTER -CENTENNIAL			1	100%	1
HAMILTON CI MAIN UNIT ANNEX/ WORK CAMP			1	100%	1
MIDWEST COVENANT HOME, INC		1			1
Kroger 895 - The Little Clinic Green Hills		1			1
ANY LAB TEST FAST CORP			1	100%	1
MAHONEY PEDIATRICS PA			1	100%	1
WATERBURY HOSPITAL REFERENCE LAB			1	100%	1
BAPTIST MEDICAL PLAZA AT WESTCHESTER			1	100%	1
CVS SC5479POCT INDIAN LAND		1			1
CVS IN6608POCT NEW PALESTINE			1	100%	1
CVS NE8616POCT LINCOLN		1			1
SAINT ALPHONSUS REGIONAL MEDICAL CENTER			1	100%	1
OCCUPATIONAL HEALTH CENTER		1			1
THE TOLEDO HOSPITAL			1	100%	1
PEDIATRIC PARTNERS OF ZEPHYRHILLS PA			1	100%	1
MEDEXPRESS URGENT CARE - DANVILLE		1			1
SISTERS MISSION			1	100%	1
BRUCE S WEST MD			1	100%	1
Chateau Living Center			1	100%	1
LABONE		1			1
CVS M05727POCT PLATTE CITY		1			1
WEST BOYNTON DIALYSIS			1	100%	1
CARENOW LAKE WORTH			1	100%	1
NORTH OKALOOSA PHYSICIAN GRP - WALK IN CLINIC			1	100%	1
TITUSVILLE TOWERS ASSISTED LIVING		1			1
REGENTS PARK OF JACKSONVILLE			1	100%	1
PALM COAST DRAW STATION/AMERICAN HEALTH ASSOCIATES		1			1
SPECTRUM LABORATORY			1	100%	1
Villages of St.Peters		1			1
MED-LAKE LABORATORY			1	100%	1
HIBISCUS COURT			1	100%	1
BLUFFTON HEALTH CENTER			1	100%	1
ABSOLUTE QUICK CARE			1	100%	1
QC LABORATORY			1	100%	1
UPSON REGIONAL MEDICAL CENTER			1	100%	1
HIGHLAND PARK LAKEWOOD PRESTON HOLLOW			1	100%	1
OCEAN MEDICAL CENTER		1			1
UW MEDICINE CHU LAB			1	100%	1
CATSKILL REGIONAL MEDICAL CENTER		1			1
NORWALK HOSPITAL			1	100%	1
ASSISTED LIVING AT TREZEVANT		1			1
TERRELL URGENT CARE			1	100%	1

COVID-19: testing by laboratory

Data through Feb 18, 2021 verified as of Feb 19, 2021 at 09:25 AM

Data in this report are provisional and subject to change.

The numbers in the table below represent the number of Florida and non-Florida residents for whom test results were received by the Department of Health. A person can be tested by more than one laboratory and can have both positive and negative results. **Therefore, the sum of the numbers in each column will be larger than the total number of people tested.**

Reporting lab	Inconclusive	Negative	Positive	Percent positive	Total
YOUR HEALTH PEDIATRICS			1	100%	1
CVS OH2518POCT COLUMBUS		1			1
Medicalodges Neosho			1	100%	1
ORLANDO HEALTH PHYSICIAN GROUP INC			1	100%	1
Allen Health and Rehabilitation		1			1
Southwest Louisiana Veterans Home			1	100%	1
CVS OH3458POCT BEAVERCREEK		1			1
MEDICAL CITY DENTON			1	100%	1
TEMPUS_LABS			1	100%	1
PREMIER FAMILY AND SPORTS MEDICINE LLC			1	100%	1
NFRC CLINICAL LAB			1	100%	1
JACKSBORO URGENT CARE			1	100%	1
SPECIALTY DRUG TESTING			1	100%	1
MEDONE URGENT CARE			1	100%	1
ORMOND MEDICAL ARTS FAMILY PRACTICE PL			1	100%	1
HAWKEYE CARE CENTER DUBUQUE		1			1
ANDERSON REGIONAL MEDICAL CENTER			1	100%	1
ST LUKES SURGICAL AT THE VILLAGES INC			1	100%	1
Court House Center		1			1
WINNIFRED ASSISTED LIVING FACILITY INC		1			1
Total	87,146	15,954,828	2,384,901	13%	18,426,875