

COVID-19: summary of cases and monitoring

Data through Feb 20, 2021 verified as of Feb 21, 2021 at 09:25 AM

Data in this report are provisional and subject to change.

Cases: people with positive PCR or antigen test result	
Total cases	1,868,772
Florida residents	1,834,708
Non-Florida residents	34,064
Type of testing	
Florida residents	1,834,708
Positive by BPHL/CDC	67,569
Positive by commercial/hospital lab	1,767,139
PCR positive	1,495,704
Antigen positive	339,004
Non-Florida residents	34,064
Positive by BPHL/CDC	850
Positive by commercial/hospital lab	33,214
PCR positive	23,650
Antigen positive	10,414
Characteristics	
Florida residents hospitalized	77,758
Florida resident deaths	29,906
Non-Florida resident deaths	528
Hospitalized counts include anyone who was hospitalized at some point during their illness. It does not reflect the number of people currently hospitalized.	
More information on deaths identified through death certificate data is available on the National Center for Health Statistics website at www.cdc.gov/nchs/nvss/vsrr/COVID19/index.htm .	

Cases: people with positive PCR or antigen test result	
Risk factors for Florida residents	
Traveled	14,604
Contact with a known case	702,503
Traveled and contact with a known case	19,954
Neither	1,097,647
No travel and no contact	212,323
Travel is unknown	644,383
Contact is unknown	402,314
Contact is pending	420,720
Travel can be unknown and contact can be unknown or pending for the same case, these numbers will sum to more than the "neither" total.	

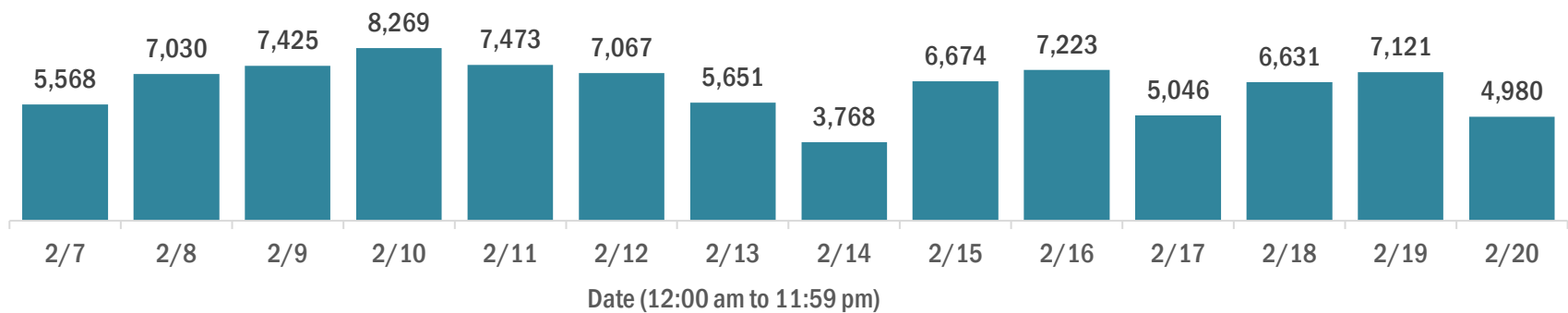
COVID-19: summary of laboratory testing

Data through Feb 20, 2021 verified as of Feb 21, 2021 at 09:25 AM

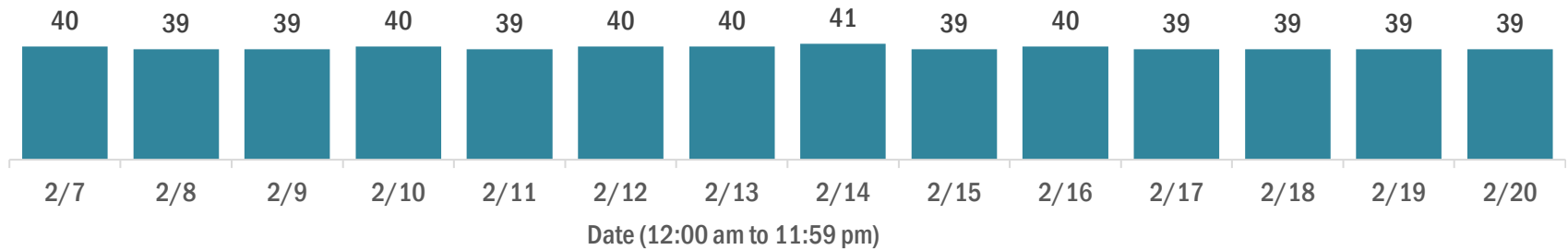
Data in this report are provisional and subject to change.

Cases in Florida residents per day for the past 2 weeks

Number of cases per day



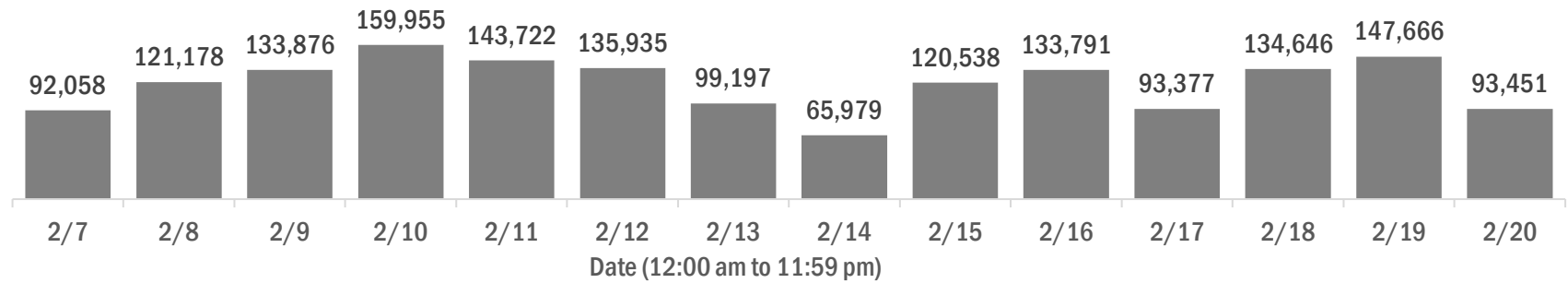
Median age of cases by day



Laboratory testing for Florida residents over the past 2 weeks

Number of Florida residents tested per day

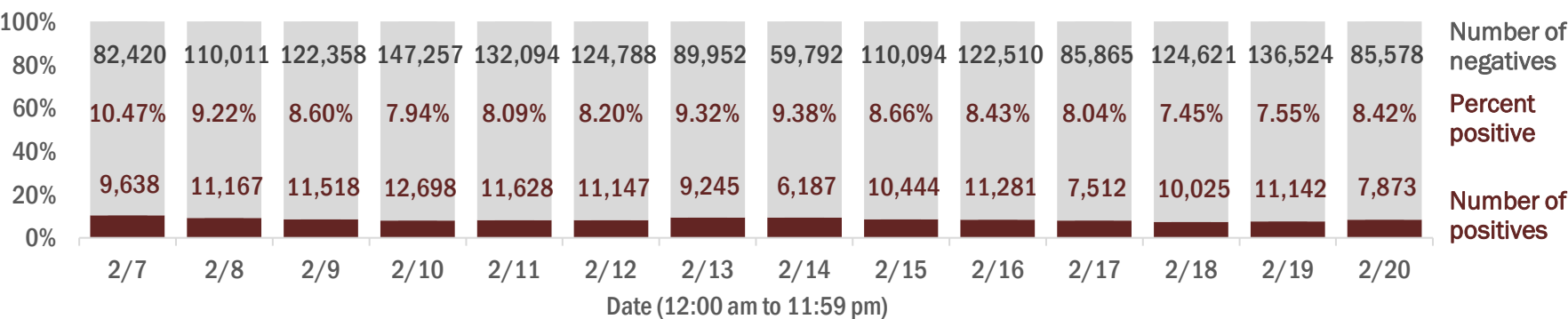
These counts include the number of people for whom the Department received PCR or antigen laboratory results by day. People tested on multiple days will be included for each day a new result was received. A person is only counted once for each day they are tested, regardless of whether multiple specimens are tested or multiple results are received.



Number and percent of Florida residents with positive test results

The percent of positive results ranged from 7.45% to 10.47% over the past 2 weeks and was 8.42% yesterday.

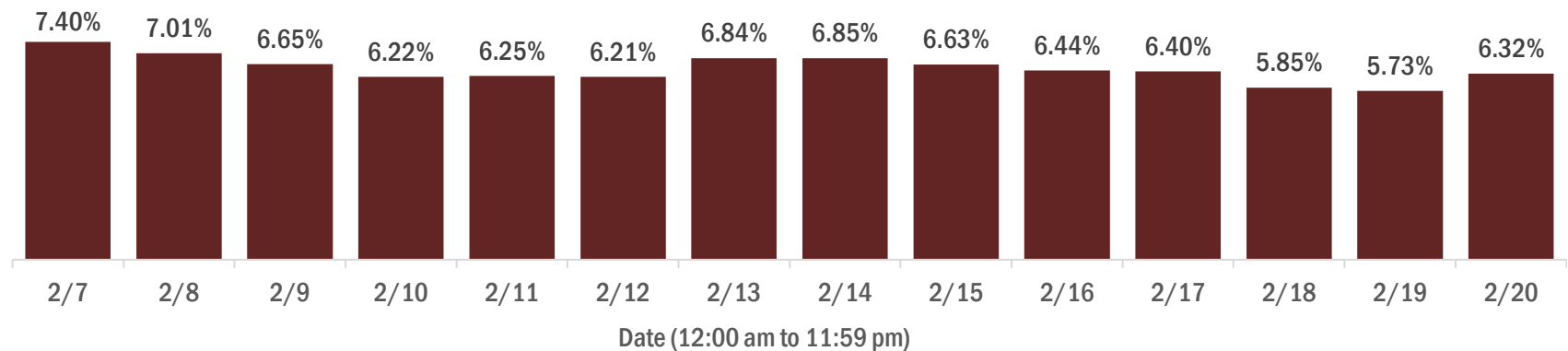
These counts include the number of people for whom the Department received PCR or antigen laboratory results by day. People tested on multiple days will be included for each day a new result was received. A person is only counted once for each day they are tested, regardless of whether multiple specimens are tested or multiple results are received. If a person has a positive specimen and a negative specimen in the same day, only the positive result is counted.



Percent positivity for new cases in Florida residents

The percent of positive results ranged from 5.73% to 7.40% over the past 2 weeks and was 6.32% yesterday.

This percent is the number of people who test PCR- or antigen-positive for the first time divided by all the people tested that day, excluding people who have previously tested positive.



COVID-19: characteristics of 1,834,708 Florida resident cases

Data through Feb 20, 2021 verified as of Feb 21, 2021 at 09:25 AM

Data in this report are provisional and subject to change.

Age group	Cases		Hospitalizations		Deaths	
0-4 years	35,957	<div></div> 2%	509	<div></div> 1%	0	<div></div> 0%
5-14 years	111,341	<div></div> 6%	478	<div></div> 1%	5	<div></div> 0%
15-24 years	282,059	<div></div> 15%	1,913	<div></div> 2%	39	<div></div> 0%
25-34 years	319,286	<div></div> 17%	3,785	<div></div> 5%	152	<div></div> 1%
35-44 years	283,893	<div></div> 15%	5,697	<div></div> 7%	448	<div></div> 1%
45-54 years	279,706	<div></div> 15%	8,826	<div></div> 11%	1,117	<div></div> 4%
55-64 years	241,920	<div></div> 13%	13,116	<div></div> 17%	3,162	<div></div> 11%
65-74 years	153,393	<div></div> 8%	16,244	<div></div> 21%	6,343	<div></div> 21%
75-84 years	85,374	<div></div> 5%	16,190	<div></div> 21%	9,132	<div></div> 31%
85+ years	40,530	<div></div> 2%	10,995	<div></div> 14%	9,508	<div></div> 32%
Unknown	1,249	<div></div> 0%	5	<div></div> 0%	0	<div></div> 0%
Total	1,834,708		77,758		29,906	

Gender	Cases	
Female	959,125	<div></div> 52%
Male	861,982	<div></div> 47%
Unknown	13,601	<div></div> 1%
Total	1,834,708	

Ethnicity	Cases		Hospitalizations		Deaths	
Hispanic	580,870	<div></div> 32%	19,790	<div></div> 25%	6,896	<div></div> 23%
Non-Hispanic	875,072	<div></div> 48%	54,079	<div></div> 70%	20,911	<div></div> 70%
Unknown	378,766	<div></div> 21%	3,889	<div></div> 5%	2,099	<div></div> 7%
Total	1,834,708		77,758		29,906	

Race and ethnicity	Cases		Hospitalizations		Deaths	
White	1,020,574	<div></div> 56%	50,566	<div></div> 65%	21,735	<div></div> 73%
Hispanic	387,216	<div></div> 21%	13,996	<div></div> 18%	5,414	<div></div> 18%
Non-Hispanic	555,983	<div></div> 30%	34,954	<div></div> 45%	15,279	<div></div> 51%
Unknown	77,375	<div></div> 4%	1,616	<div></div> 2%	1,042	<div></div> 3%
Black	242,157	<div></div> 13%	16,170	<div></div> 21%	4,752	<div></div> 16%
Hispanic	13,946	<div></div> 1%	675	<div></div> 1%	192	<div></div> 1%
Non-Hispanic	207,626	<div></div> 11%	15,148	<div></div> 19%	4,384	<div></div> 15%
Unknown	20,585	<div></div> 1%	347	<div></div> 0%	176	<div></div> 1%
Other race	272,002	<div></div> 15%	8,766	<div></div> 11%	2,462	<div></div> 8%
Hispanic	137,280	<div></div> 7%	4,641	<div></div> 6%	1,113	<div></div> 4%
Non-Hispanic	92,702	<div></div> 5%	3,720	<div></div> 5%	1,137	<div></div> 4%
Unknown	42,020	<div></div> 2%	405	<div></div> 1%	212	<div></div> 1%
Unknown race	299,975	<div></div> 16%	2,256	<div></div> 3%	957	<div></div> 3%
Hispanic	42,428	<div></div> 2%	478	<div></div> 1%	177	<div></div> 1%
Non-Hispanic	18,761	<div></div> 1%	257	<div></div> 0%	111	<div></div> 0%
Unknown	238,786	<div></div> 13%	1,521	<div></div> 2%	669	<div></div> 2%
Total	1,834,708		77,758		29,906	

Hospitalization counts include anyone who was hospitalized at some point during their illness. It does not reflect the number of people currently hospitalized. **Other race** includes any person with a race of American Indian/Alaskan native, Asian, native Hawaiian/Pacific Islander, or other.

COVID-19: deaths in Florida residents and staff of long-term care facilities

Data through Feb 20, 2021 verified as of Feb 21, 2021 at 09:25 AM

Data in this report are provisional and subject to change.

For current cases in residents or staff of long-term care facilities, please visit: <https://floridahealthcovid19.gov/>

County	Deaths		County	Deaths		County	Deaths	
Palm Beach	995	<div></div> 10%	Martin	152	<div></div> 1%	Gilchrist	17	<div></div> 0%
Dade	977	<div></div> 9%	Hernando	145	<div></div> 1%	Calhoun	15	<div></div> 0%
Pinellas	845	<div></div> 8%	Osceola	133	<div></div> 1%	Gadsden	15	<div></div> 0%
Broward	618	<div></div> 6%	Charlotte	127	<div></div> 1%	Wakulla	15	<div></div> 0%
Hillsborough	527	<div></div> 5%	Indian River	114	<div></div> 1%	Gulf	14	<div></div> 0%
Polk	406	<div></div> 4%	Clay	113	<div></div> 1%	Bradford	13	<div></div> 0%
Duval	377	<div></div> 4%	Jackson	85	<div></div> 1%	Flagler	13	<div></div> 0%
Brevard	375	<div></div> 4%	Leon	85	<div></div> 1%	Washington	13	<div></div> 0%
Sarasota	371	<div></div> 4%	Bay	84	<div></div> 1%	Baker	12	<div></div> 0%
Orange	362	<div></div> 3%	St. Johns	81	<div></div> 1%	Holmes	10	<div></div> 0%
Lee	328	<div></div> 3%	Highlands	80	<div></div> 1%	Jefferson	10	<div></div> 0%
Volusia	274	<div></div> 3%	Santa Rosa	76	<div></div> 1%	Lafayette	8	<div></div> 0%
Escambia	262	<div></div> 3%	Alachua	63	<div></div> 1%	Desoto	7	<div></div> 0%
Marion	252	<div></div> 2%	Suwannee	56	<div></div> 1%	Franklin	7	<div></div> 0%
St. Lucie	227	<div></div> 2%	Columbia	47	<div></div> 0%	Levy	7	<div></div> 0%
Seminole	215	<div></div> 2%	Sumter	45	<div></div> 0%	Dixie	4	<div></div> 0%
Pasco	214	<div></div> 2%	Putnam	34	<div></div> 0%	Monroe	4	<div></div> 0%
Lake	207	<div></div> 2%	Nassau	32	<div></div> 0%	Taylor	3	<div></div> 0%
Manatee	183	<div></div> 2%	Walton	29	<div></div> 0%	Hardee	2	<div></div> 0%
Collier	182	<div></div> 2%	Hendry	26	<div></div> 0%	Hamilton	1	<div></div> 0%
Citrus	170	<div></div> 2%	Okeechobee	23	<div></div> 0%	Liberty	1	<div></div> 0%
Okaloosa	158	<div></div> 2%	Madison	19	<div></div> 0%	Total	10,365	

Note: cases are summarized by the county of usual residence. Residents and staff may be cases associated with facilities that are not in their county of usual residence, resulting in cases being included below for counties that do not have facilities with known cases.

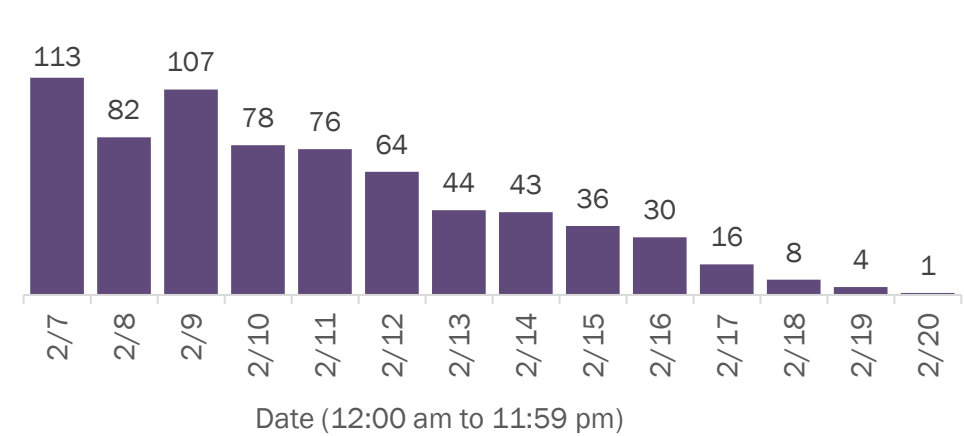
COVID-19: cases in Florida residents who have died

Data through Feb 20, 2021 verified as of Feb 21, 2021 at 09:25 AM

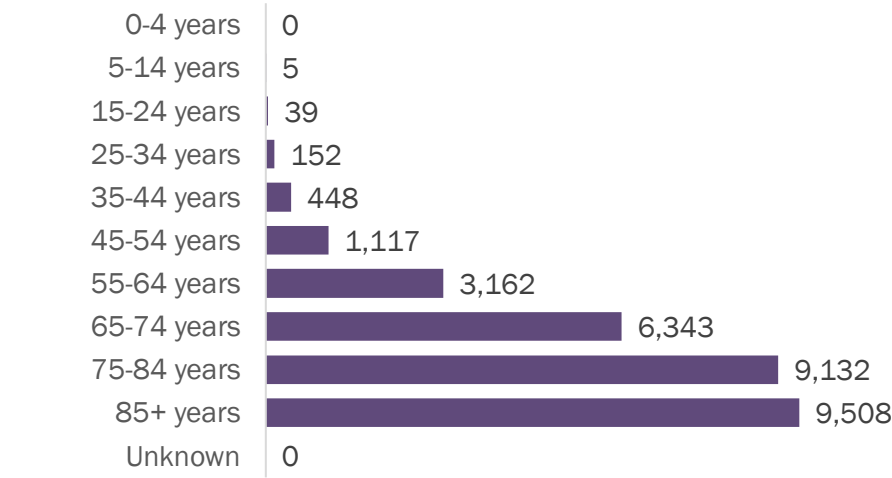
Data in this report are provisional and subject to change.

Demographics for all identified COVID-19 deaths: 29,906

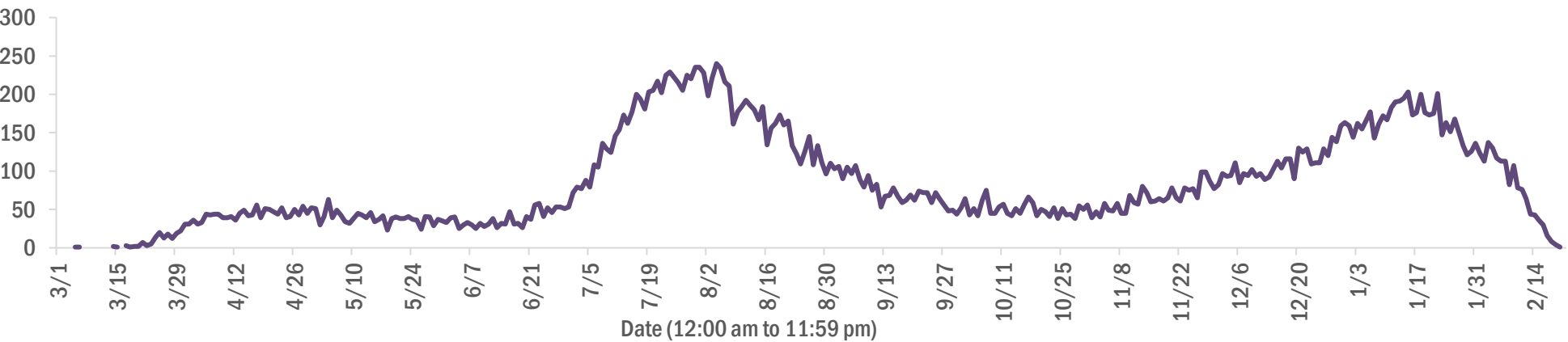
Deaths by date of death for the past 2 weeks



Deaths by age group



Deaths by date of death since March 2020



Age group	Deaths	Cases	Case fatality rate	Mortality rate per 100,000 population
0-4 years	0	35,957	0.0%	0.0
5-14 years	5	111,341	0.0%	0.2
15-24 years	39	282,059	0.0%	1.6
25-34 years	152	319,286	0.0%	5.4
35-44 years	448	283,893	0.2%	17.2
45-54 years	1,117	279,706	0.4%	40.1
55-64 years	3,162	241,920	1.3%	109.3
65-74 years	6,343	153,393	4.1%	261.4
75-84 years	9,132	85,374	10.7%	650.3
85+ years	9,508	40,530	23.5%	1646.3
Unknown	0	1,249	0.0%	
Total	29,906	1,834,708	1.6%	138.5

Gender	Deaths	Cases	Case fatality rate	Mortality rate per 100,000 population
Female	13,185	959,125	1.4%	119.4
Male	16,721	861,982	1.9%	158.4
Unknown	0	13,601	0.0%	
Total	29,906	1,834,708	1.6%	138.5

Race	Deaths	Cases	Case fatality rate	Mortality rate per 100,000 population
Black	4,752	242,157	2.0%	129.9
White	21,735	1,020,574	2.1%	130.2
Other	2,462	272,002	0.9%	197.9
Unknown	957	299,975	0.3%	
Total	29,906	1,834,708	1.6%	138.5

Ethnicity	Deaths	Cases	Case fatality rate	Mortality rate per 100,000 population
Hispanic	6,896	580,870	1.2%	121.4
Non-Hispanic	20,911	875,072	2.4%	131.3
Unknown	2,099	378,766	0.6%	
Total	29,906	1,834,708	1.6%	138.5

COVID-19: characteristics of 1,834,708 cases

Data through Feb 20, 2021 verified as of Feb 21, 2021 at 09:25 AM

Data in this report are provisional and subject to change.

Tables below include cases in Florida residents and non-Florida residents.

All 67 Florida counties have cases:

County	FL resident cases		Non-FL resident cases	Total cases	FL resident deaths	FL death rate
Dade	397,348	<div></div> 22%	4,917	402,265	5,290	1.3%
Broward	187,652	<div></div> 10%	2,181	189,833	2,340	1.2%
Palm Beach	115,592	<div></div> 6%	1,967	117,559	2,394	2.1%
Orange	110,402	<div></div> 6%	1,484	111,886	1,071	1.0%
Hillsborough	108,055	<div></div> 6%	909	108,964	1,448	1.3%
Duval	86,193	<div></div> 5%	1,414	87,607	1,091	1.3%
Pinellas	63,362	<div></div> 3%	1,589	64,951	1,414	2.2%
Lee	54,767	<div></div> 3%	1,871	56,638	865	1.6%
Polk	55,469	<div></div> 3%	392	55,861	1,107	2.0%
Osceola	35,506	<div></div> 2%	591	36,097	425	1.2%
Volusia	33,196	<div></div> 2%	556	33,752	634	1.9%
Escambia	29,772	<div></div> 2%	3,438	33,210	608	2.0%
Brevard	32,432	<div></div> 2%	575	33,007	728	2.2%
Pasco	32,289	<div></div> 2%	292	32,581	632	2.0%
Manatee	30,476	<div></div> 2%	622	31,098	577	1.9%
Collier	28,678	<div></div> 2%	1,028	29,706	443	1.5%
Leon	27,838	<div></div> 2%	839	28,677	272	1.0%
Marion	26,923	<div></div> 1%	110	27,033	741	2.8%
Seminole	26,415	<div></div> 1%	201	26,616	411	1.6%
Sarasota	25,298	<div></div> 1%	1,190	26,488	715	2.8%
Lake	23,642	<div></div> 1%	336	23,978	541	2.3%
Alachua	21,884	<div></div> 1%	249	22,133	214	1.0%
St. Lucie	21,423	<div></div> 1%	136	21,559	527	2.5%
St. Johns	19,565	<div></div> 1%	270	19,835	186	1.0%
Okaloosa	18,192	<div></div> 1%	189	18,381	321	1.8%
Bay	17,564	<div></div> 1%	687	18,251	335	1.9%
Santa Rosa	16,590	<div></div> 1%	211	16,801	251	1.5%
Clay	16,486	<div></div> 1%	38	16,524	299	1.8%
Hernando	10,914	<div></div> 1%	85	10,999	389	3.6%
Indian River	10,705	<div></div> 1%	91	10,796	256	2.4%
Charlotte	10,364	<div></div> 1%	159	10,523	353	3.4%
Martin	10,135	<div></div> 1%	187	10,322	273	2.7%
Citrus	9,496	<div></div> 1%	75	9,571	384	4.0%
Sumter	7,689	<div></div> 0%	79	7,768	226	2.9%
Nassau	7,184	<div></div> 0%	416	7,600	107	1.5%

County	FL resident cases		Non-FL resident cases	Total cases	FL resident deaths	FL death rate
Columbia	7,555	<div></div> 0%	36	7,591	155	2.1%
Highlands	7,033	<div></div> 0%	68	7,101	298	4.2%
Walton	6,194	<div></div> 0%	714	6,908	82	1.3%
Jackson	5,805	<div></div> 0%	62	5,867	146	2.5%
Flagler	5,713	<div></div> 0%	70	5,783	87	1.5%
Putnam	5,762	<div></div> 0%	17	5,779	122	2.1%
Monroe	5,381	<div></div> 0%	307	5,688	44	0.8%
Gadsden	5,364	<div></div> 0%	16	5,380	83	1.5%
Suwannee	5,053	<div></div> 0%	27	5,080	125	2.5%
Hendry	4,236	<div></div> 0%	18	4,254	68	1.6%
Desoto	3,658	<div></div> 0%	17	3,675	73	2.0%
Okeechobee	3,471	<div></div> 0%	37	3,508	70	2.0%
Unknown	368	<div></div> 0%	3,050	3,418	0	0.0%
Baker	3,255	<div></div> 0%	15	3,270	54	1.7%
Wakulla	3,130	<div></div> 0%	12	3,142	51	1.6%
Levy	2,805	<div></div> 0%	9	2,814	33	1.2%
Bradford	2,798	<div></div> 0%	13	2,811	49	1.8%
Hardee	2,744	<div></div> 0%	13	2,757	29	1.1%
Taylor	2,604	<div></div> 0%	6	2,610	41	1.6%
Washington	2,577	<div></div> 0%	20	2,597	41	1.6%
Holmes	2,130	<div></div> 0%	31	2,161	43	2.0%
Madison	1,937	<div></div> 0%	26	1,963	40	2.1%
Gulf	1,818	<div></div> 0%	23	1,841	36	2.0%
Union	1,727	<div></div> 0%	1	1,728	70	4.1%
Calhoun	1,599	<div></div> 0%	3	1,602	39	2.4%
Lafayette	1,578	<div></div> 0%	0	1,578	24	1.5%
Hamilton	1,537	<div></div> 0%	17	1,554	21	1.4%
Dixie	1,457	<div></div> 0%	3	1,460	19	1.3%
Jefferson	1,368	<div></div> 0%	22	1,390	22	1.6%
Gilchrist	1,383	<div></div> 0%	4	1,387	31	2.2%
Franklin	1,244	<div></div> 0%	30	1,274	13	1.0%
Liberty	1,035	<div></div> 0%	1	1,036	14	1.4%
Glades	893	<div></div> 0%	2	895	15	1.7%
Total	1,834,708		34,064	1,868,772	29,906	1.6%

COVID-19: characteristics of 1,834,708 Florida resident cases

Data through Feb 20, 2021 verified as of Feb 21, 2021 at 09:25 AM

Data in this report are provisional and subject to change.

The table below includes the cities and counties of residence for cases in Florida residents based on the patient's ZIP Code. Note that city is not always received as part of the initial notification and may be missing while the case is being investigated.

City and county	Cases
Miami, Dade	230,310
Orlando, Orange	81,845
Jacksonville, Duval	80,999
Tampa, Hillsborough	63,288
Hialeah, Dade	56,226
Fort Lauderdale, Broward	40,487
Hollywood, Broward	35,948
West Palm Beach, Palm Beach	28,320
Kissimmee, Osceola	27,472
Tallahassee, Leon	26,861
Pensacola, Escambia	24,740
Naples, Collier	24,192
Homestead, Dade	23,853
Saint Petersburg, Pinellas	23,369
Fort Myers, Lee	21,612
Bradenton, Manatee	19,905
Ocala, Marion	19,894
Boca Raton, Palm Beach	19,475
Lakeland, Polk	19,317
Pompano Beach, Broward	18,312
Gainesville, Alachua	17,426
Sarasota, Sarasota	15,606
Port Saint Lucie, St. Lucie	14,104
Lake Worth, Palm Beach	14,067
Cape Coral, Lee	13,834
Clearwater, Pinellas	12,453
Miami Beach, Dade	12,364
Miramar, Broward	12,267
Boynton Beach, Palm Beach	11,219
Panama City, Bay	11,176
Doral, Dade	10,860
Coral Springs, Broward	10,681
Saint Augustine, St. Johns	10,522
Miami Gardens, Dade	10,474
Melbourne, Brevard	9,502
Winter Haven, Polk	9,348
Delray Beach, Palm Beach	8,763
Lehigh Acres, Lee	8,565
Vero Beach, Indian River	8,225
Riverview, Hillsborough	8,196
Davie, Broward	8,110
Milton, Santa Rosa	8,049
New Port Richey, Pasco	7,476
Palm Bay, Brevard	7,403
Sunrise, Broward	7,367
Fort Pierce, St. Lucie	7,177
Coral Gables, Dade	7,112
Saint Cloud, Osceola	6,963
Largo, Pinellas	6,935
Lake City, Columbia	6,893
Daytona Beach, Volusia	6,849
Orange Park, Clay	6,742
Apopka, Orange	6,727
Spring Hill, Hernando	6,516
Plantation, Broward	6,350
Clermont, Lake	6,273
Davenport, Polk	6,258
North Miami Beach, Dade	6,255
Brandon, Hillsborough	6,169

COVID-19: characteristics of 1,834,708 Florida resident cases

Data through Feb 20, 2021 verified as of Feb 21, 2021 at 09:25 AM

Data in this report are provisional and subject to change.

The table below includes the cities and counties of residence for cases in Florida residents based on the patient's ZIP Code. Note that city is not always received as part of the initial notification and may be missing while the case is being investigated.

City and county	Cases
Weston, Broward	5,866
Plant City, Hillsborough	5,851
Jupiter, Palm Beach	5,841
Sanford, Seminole	5,839
Deltona, Volusia	5,705
Deerfield Beach, Broward	5,480
Winter Garden, Orange	5,361
Port Charlotte, Charlotte	5,099
Fort Walton Beach, Okaloosa	5,067
Tamarac, Broward	5,037
Crestview, Okaloosa	4,839
Palm Coast, Flagler	4,823
Stuart, Martin	4,802
Wesley Chapel, Pasco	4,720
Land O Lakes, Pasco	4,600
Coconut Creek, Broward	4,595
Palm Beach Gardens, Palm Beach	4,563
Margate, Broward	4,480
Deland, Volusia	4,467
Palmetto, Manatee	4,456
Winter Park, Orange	4,412
Palm Harbor, Pinellas	4,406
Oviedo, Seminole	4,314
Wellington, Palm Beach	4,314
Miami Lakes, Dade	4,263
Opa Locka, Dade	4,097
Altamonte Springs, Seminole	4,047
Middleburg, Clay	4,012
Live Oak, Suwannee	3,942
Port Orange, Volusia	3,928
Haines City, Polk	3,925
Lutz, Hillsborough	3,913
Venice, Sarasota	3,825
Brooksville, Hernando	3,816
North Port, Sarasota	3,813
Punta Gorda, Charlotte	3,777
Sebring, Highlands	3,769
Ocoee, Orange	3,754
Leesburg, Lake	3,741
Valrico, Hillsborough	3,737
Hallandale, Broward	3,708
The Villages, Sumter	3,645
Saint Johns, St. Johns	3,630
Pembroke Pines, Broward	3,565
Arcadia, Desoto	3,556
Ormond Beach, Volusia	3,478
Bonita Springs, Lee	3,477
Okeechobee, Okeechobee	3,460
Seminole, Pinellas	3,436
Navarre, Santa Rosa	3,423
Zephyrhills, Pasco	3,366
Immokalee, Collier	3,214
Windermere, Orange	3,204
Pinellas Park, Pinellas	3,201
Longwood, Seminole	3,181
Gulf Breeze, Santa Rosa	3,135
North Lauderdale, Broward	3,128
Ruskin, Hillsborough	3,060
North Miami, Dade	3,035

COVID-19: characteristics of 1,834,708 Florida resident cases

Data through Feb 20, 2021 verified as of Feb 21, 2021 at 09:25 AM

Data in this report are provisional and subject to change.

The table below includes the cities and counties of residence for cases in Florida residents based on the patient's ZIP Code. Note that city is not always received as part of the initial notification and may be missing while the case is being investigated.

City and county	Cases
Niceville, Okaloosa	3,019
Cocoa, Brevard	3,012
Cantonment, Escambia	3,000
Panama City Beach, Bay	2,860
Quincy, Gadsden	2,850
Jacksonville Beach, Duval	2,844
Crawfordville, Wakulla	2,809
Lake Worth Beach, Palm Beach	2,806
Key West, Monroe	2,759
Cutler Ridge, Dade	2,751
Casselberry, Seminole	2,699
Hudson, Pasco	2,674
Palatka, Putnam	2,669
Bartow, Polk	2,659
Dade City, Pasco	2,647
Port Richey, Pasco	2,635
Fernandina Beach, Nassau	2,617
Green Cove Springs, Clay	2,573
North Fort Myers, Lee	2,554
Oakland Park, Broward	2,531
Titusville, Brevard	2,510
Lake Mary, Seminole	2,468
Kissimmee, Polk	2,464
Ponte Vedra Beach, St. Johns	2,452
Perry, Taylor	2,449
Winter Springs, Seminole	2,448
Auburndale, Polk	2,442
Aventura, Dade	2,352
Lake Wales, Polk	2,347
Merritt Island, Brevard	2,332
Lynn Haven, Bay	2,331
Marianna, Jackson	2,330
New Smyrna Beach, Volusia	2,321
Tarpon Springs, Pinellas	2,301
Inverness, Citrus	2,274
Clewiston, Hendry	2,237
Belle Glade, Palm Beach	2,198
Fleming Island, Clay	2,192
Eustis, Lake	2,131
Santa Rosa Beach, Walton	2,118
Royal Palm Beach, Palm Beach	2,102
Wimauma, Hillsborough	2,087
Parkland, Broward	2,087
Estero, Lee	2,060
Cooper City, Broward	2,056
Dunedin, Pinellas	2,049
Loxahatchee, Palm Beach	2,020
Chipley, Washington	2,009
Defuniak Springs, Walton	2,004
Holiday, Pasco	1,949
Rockledge, Brevard	1,903
Sarasota, Manatee	1,890
Key Biscayne, Dade	1,890
Starke, Bradford	1,882
Labelle, Hendry	1,878
Destin, Okaloosa	1,877
Parrish, Manatee	1,824
Mount Dora, Lake	1,823
Avon Park, Highlands	1,815

COVID-19: characteristics of 1,834,708 Florida resident cases

Data through Feb 20, 2021 verified as of Feb 21, 2021 at 09:25 AM

Data in this report are provisional and subject to change.

The table below includes the cities and counties of residence for cases in Florida residents based on the patient's ZIP Code. Note that city is not always received as part of the initial notification and may be missing while the case is being investigated.

City and county	Cases
Odessa, Hillsborough	1,810
Palm City, Martin	1,795
Mulberry, Polk	1,795
Tavares, Lake	1,766
Riviera Beach, Palm Beach	1,742
Summerfield, Marion	1,701
Seffner, Hillsborough	1,692
Yulee, Nassau	1,686
Groveland, Lake	1,603
Wauchula, Hardee	1,593
Macclenny, Baker	1,589
Pinecrest, Dade	1,578
Mayo, Lafayette	1,551
Maitland, Orange	1,538
Coconut Grove, Dade	1,530
Bonifay, Holmes	1,529
Callahan, Nassau	1,518
Sebastian, Indian River	1,510
Lithia, Hillsborough	1,506
Orange City, Volusia	1,500
Carol City, Dade	1,496
Ponte Vedra, St. Johns	1,483
Crossings, Dade	1,469
Missing, Dade	1,468
Homosassa, Citrus	1,436
Crystal River, Citrus	1,427
Lady Lake, Lake	1,423
Palmetto Bay, Dade	1,401
Dania, Broward	1,340
Lake Butler, Union	1,338
Pace, Santa Rosa	1,334
Lake Placid, Highlands	1,328
Madison, Madison	1,294
Gibsonton, Hillsborough	1,283
Sun City Center, Hillsborough	1,282
Atlantic Beach, Duval	1,282
Dover, Hillsborough	1,266
Florida City, Dade	1,260
Biscayne Park, Dade	1,258
Oldsmar, Pinellas	1,255
Monticello, Jefferson	1,253
Hobe Sound, Martin	1,231
Dunnellon, Marion	1,230
Alachua, Alachua	1,211
Indiantown, Martin	1,209
Apollo Beach, Hillsborough	1,202
Edgewater, Volusia	1,199
Graceville, Jackson	1,198
Palm Springs, Palm Beach	1,190
Debary, Volusia	1,153
Bellevue, Marion	1,143
Century, Escambia	1,139
North Palm Beach, Palm Beach	1,120
Newberry, Alachua	1,095
Lantana, Palm Beach	1,094
South Miami, Dade	1,090
Lecanto, Citrus	1,061
Havana, Gadsden	1,057
El Portal, Dade	1,045

COVID-19: characteristics of 1,834,708 Florida resident cases

Data through Feb 20, 2021 verified as of Feb 21, 2021 at 09:25 AM

Data in this report are provisional and subject to change.

The table below includes the cities and counties of residence for cases in Florida residents based on the patient's ZIP Code. Note that city is not always received as part of the initial notification and may be missing while the case is being investigated.

City and county	Cases
Hilliard, Nassau	1,041
Williston, Levy	1,026
Blountstown, Calhoun	1,016
Jasper, Hamilton	1,011
Beverly Hills, Citrus	1,007
Safety Harbor, Pinellas	1,005
Ellenton, Manatee	1,002
Freeport, Walton	996
Jensen Beach, Martin	987
Satellite Beach, Brevard	961
Trenton, Gilchrist	943
Wewahitchka, Gulf	942
Sanderson, Baker	935
Lauderhill, Broward	929
Wildwood, Sumter	925
Keystone Heights, Clay	915
Everglades National Park, Dade	898
Hernando, Citrus	886
Nokomis, Sarasota	881
Mary Esther, Okaloosa	881
Wilton Manors, Broward	875
Englewood, Charlotte	872
Fellsmere, Indian River	872
Frostproof, Polk	867
Fisher Island, Dade	850
Polk City, Polk	847
Port Saint Joe, Gulf	847
Bushnell, Sumter	845
Key Largo, Monroe	840
Dunnellon, Citrus	840
Moore Haven, Glades	837
Coleman, Sumter	825
Medley, Dade	821
Shalimar, Okaloosa	815
Bristol, Liberty	802
Lauderdale Lakes, Broward	795
Cross City, Dixie	790
Pahokee, Palm Beach	775
South Bay, Palm Beach	767
Marco Island, Collier	743
Cocoa Beach, Brevard	730
Glen Saint Mary, Baker	726
Fort Meade, Polk	725
High Springs, Alachua	720
Chattahoochee, Gadsden	714
Olympia Heights, Dade	703
Uleta, Dade	703
Chiefland, Levy	702
Minneola, Lake	692
Sorrento, Lake	690
Englewood, Sarasota	689
Indialantic, Brevard	686
Trinity, Pasco	685
Crescent City, Putnam	682
Thonotosassa, Hillsborough	681
Interlachen, Putnam	681
Coral, Dade	679
Miramar Beach, Walton	676
Spring Hill, Pasco	663

COVID-19: characteristics of 1,834,708 Florida resident cases

Data through Feb 20, 2021 verified as of Feb 21, 2021 at 09:25 AM

Data in this report are provisional and subject to change.

The table below includes the cities and counties of residence for cases in Florida residents based on the patient's ZIP Code. Note that city is not always received as part of the initial notification and may be missing while the case is being investigated.

City and county	Cases
Lawtey, Bradford	652
Fruitland Park, Lake	652
Bowling Green, Hardee	645
Marathon, Monroe	635
Southwest Ranches, Broward	635
Jacksonville, St. Johns	632
Fort Myers Beach, Lee	622
Old Town, Dixie	615
Umatilla, Lake	613
Lake Alfred, Polk	609
Fort White, Columbia	608
Neptune Beach, Duval	603
West Melbourne, Brevard	594
Baker, Okaloosa	557
Silver Springs, Marion	549
Sneads, Jackson	543
Bronson, Levy	541
Clearwater Beach, Pinellas	533
Belle Isle, Orange	532
South Daytona, Volusia	522
Carrabelle, Franklin	522
Weeki Wachee, Hernando	520
Jay, Santa Rosa	518
Palm Beach, Palm Beach	516
Gulfport, Pinellas	507
Sweetwater, Dade	483
Hawthorne, Alachua	478
Mascotte, Lake	473
Cottdonale, Jackson	470
Bunnell, Flagler	466
Citra, Marion	460
Molino, Escambia	458
Surfside, Dade	456
Midway, Gadsden	455
Zolfo Springs, Hardee	453
Oakland, Orange	448
Oxford, Sumter	446
East Palatka, Putnam	445
Rotunda West, Charlotte	444
Florida State University, Leon	437
Melbourne Beach, Brevard	426
Myakka City, Manatee	425
Youngstown, Bay	422
Cape Canaveral, Brevard	420
Ocklawaha, Marion	417
Altha, Calhoun	416
Branford, Suwannee	409
Apalachicola, Franklin	407
Tavernier, Monroe	406
Mims, Brevard	403
Bell, Gilchrist	403
Centerville, Leon	396
Flagler Beach, Flagler	396
Indian Harbour Beach, Brevard	396
Dundee, Polk	395
Celebration, Osceola	394
Alva, Lee	389
Bal Harbour, Dade	375
Archer, Alachua	369

COVID-19: characteristics of 1,834,708 Florida resident cases

Data through Feb 20, 2021 verified as of Feb 21, 2021 at 09:25 AM

Data in this report are provisional and subject to change.

The table below includes the cities and counties of residence for cases in Florida residents based on the patient's ZIP Code. Note that city is not always received as part of the initial notification and may be missing while the case is being investigated.

City and county	Cases
Haverhill, Palm Beach	363
Hastings, St. Johns	361
Raiford, Union	357
De Leon Springs, Volusia	355
Eagle Lake, Polk	353
Webster, Sumter	351
Floral City, Citrus	341
Osprey, Sarasota	340
Grand Ridge, Jackson	335
West Miami, Dade	331
Greenville, Madison	320
Lake Park, Palm Beach	318
Holly Hill, Volusia	318
Tequesta, Palm Beach	313
Pierson, Volusia	313
Jennings, Hamilton	311
Vernon, Washington	310
Malone, Jackson	309
Ave Maria, Collier	305
Grand Island, Lake	303
Satsuma, Putnam	300
Montverde, Lake	299
Chuluota, Seminole	299
Eastpoint, Franklin	297
Indian Rocks Beach, Pinellas	290
Gotha, Orange	288
Westville, Holmes	287
Laurel Hill, Okaloosa	286
Lehigh, Lee	283
Bryceville, Nassau	282
Sebastian, Brevard	281
Elkton, St. Johns	281
Melrose, Putnam	279
Alafaya, Orange	276
Reddick, Marion	275
Kenneth City, Pinellas	273
Valparaiso, Okaloosa	267
Malabar, Brevard	266
Fort McCoy, Marion	266
Greenwood, Jackson	265
O Brien, Suwannee	264
Anthony, Marion	259
Winter Park, Seminole	259
Ponce De Leon, Holmes	258
San Antonio, Pasco	257
Lake Panasoffkee, Sumter	249
Belleair, Pinellas	246
Geneva, Seminole	240
Morriston, Levy	240
South Pasadena, Pinellas	232
Greenacres, Palm Beach	231
Missing, Volusia	228
Edgewood, Orange	227
Inlet Beach, Walton	226
Sanibel, Lee	226
Southport, Bay	223
Lee, Madison	220
Gretna, Gadsden	220
Fountain, Bay	219

COVID-19: characteristics of 1,834,708 Florida resident cases

Data through Feb 20, 2021 verified as of Feb 21, 2021 at 09:25 AM

Data in this report are provisional and subject to change.

The table below includes the cities and counties of residence for cases in Florida residents based on the patient's ZIP Code. Note that city is not always received as part of the initial notification and may be missing while the case is being investigated.

City and county	Cases
Hosford, Liberty	218
White Springs, Hamilton	214
Kindred, Osceola	213
Missing, Orange	211
Weirsdale, Marion	210
Eglin Air Force Base, Okaloosa	210
Fern Park, Seminole	206
Wellborn, Suwannee	204
Hallandale Beach, Broward	204
Longboat Key, Manatee	201
University Of Central Fl, Orange	200
Mcdavid, Escambia	198
Bay Harbor Islands, Dade	196
Saint James City, Lee	191
Mcalpin, Suwannee	185
Holt, Okaloosa	184
Azalea Park, Orange	182
Islamorada, Monroe	181
Lakewood Ranch, Manatee	181
Sopchoppy, Wakulla	181
Astatula, Lake	178
Holmes Beach, Manatee	178
Juno Beach, Palm Beach	178
Micanopy, Alachua	177
Altoona, Lake	177
The Villages, Marion	177
Alford, Jackson	177
Howey-In-The-Hills, Lake	176
Babson Park, Polk	172
Zellwood, Orange	172
Poinciana, Polk	171
Madeira Beach, Pinellas	166
Atlantis, Palm Beach	164
Lauderdale By The Sea, Broward	163
The Villages, Lake	162
Mangonia Park, Palm Beach	158
Caryville, Washington	156
University Of Miami, Dade	155
Summerland Key, Monroe	155
Center Hill, Sumter	151
Odessa, Pasco	150
Bokeelia, Lee	149
Lake Helen, Volusia	149
Viera, Brevard	148
Lockhart, Orange	146
Pomona Park, Putnam	145
Rocky Point, Hillsborough	142
Bay Lake, Orange	141
Osteen, Volusia	140
Oak Hill, Volusia	140
Clair-Mel City, Hillsborough	138
Golden Beach, Dade	138
Hiawassee, Orange	138
Ponce Inlet, Volusia	137
University Of Fl, Alachua	136
Citrus Springs, Citrus	136
Hypoluxo, Palm Beach	133
Grant-Valkaria, Brevard	133
Hollister, Putnam	132

COVID-19: characteristics of 1,834,708 Florida resident cases

Data through Feb 20, 2021 verified as of Feb 21, 2021 at 09:25 AM

Data in this report are provisional and subject to change.

The table below includes the cities and counties of residence for cases in Florida residents based on the patient's ZIP Code. Note that city is not always received as part of the initial notification and may be missing while the case is being investigated.

City and county	Cases
Baldwin, Duval	127
Carrollwood, Hillsborough	126
Cutler Bay, Dade	125
Sumterville, Sumter	124
Hampton, Bradford	123
Lutz, Pasco	122
Apopka, Seminole	122
San Mateo, Putnam	121
Clarksville, Calhoun	119
Matlacha, Lee	117
Steinhatchee, Taylor	116
Christmas, Orange	116
Inglis, Levy	116
Cloud Lake, Palm Beach	115
Lady Lake, Sumter	115
Kendall, Dade	113
Big Pine Key, Monroe	113
Paisley, Lake	113
Placida, Charlotte	112
Lake Hamilton, Polk	111
Buena Ventura Lakes, Osceola	103
Panacea, Wakulla	102
Belleair Beach, Pinellas	101
Callaway, Bay	101
University Of Central Florida, Orange	100
Dinsmore, Duval	100
Lamont, Jefferson	99
Seville, Volusia	99
Temple Terrace, Hillsborough	99
Hurlburt Field, Okaloosa	97
South Fort Myers, Lee	97
Tierra Verde, Pinellas	96
Brooker, Bradford	96
Missing, Lee	96
West Park, Broward	94
Canal Point, Palm Beach	94
Florahome, Putnam	93
Astor, Lake	93
Harmony, Osceola	91
Waldo, Alachua	91
Bascom, Jackson	89
Barry University, Dade	89
Lighthouse Point, Broward	89
Barefoot Bay, Brevard	87
Florida Gulf Coast Univ, Lee	87
Fruit Cove, St. Johns	86
Missing, St. Johns	86
Cedar Key, Levy	86
Tyndall Air Force Base, Bay	85
Pinetta, Madison	84
Maitland, Seminole	84
Saint Leo, Pasco	84
University Of South Florida, Hillsborough	84
Missing, Marion	81
Dania Beach, Broward	81
Lorida, Highlands	81
Bradenton Beach, Manatee	80
Crystal Beach, Pinellas	79
F M, Lee	78

COVID-19: characteristics of 1,834,708 Florida resident cases

Data through Feb 20, 2021 verified as of Feb 21, 2021 at 09:25 AM

Data in this report are provisional and subject to change.

The table below includes the cities and counties of residence for cases in Florida residents based on the patient's ZIP Code. Note that city is not always received as part of the initial notification and may be missing while the case is being investigated.

City and county	Cases
Kathleen, Polk	77
Ocean Ridge, Palm Beach	74
Palma Ceia, Hillsborough	74
Welaka, Putnam	73
Avon Park, Polk	72
Patrick Air Force Base, Brevard	72
City Of Sunrise, Broward	72
Sunny Isles Beach, Dade	72
Eatonville, Orange	70
Campbellton, Jackson	70
Fort Denaud, Hendry	69
Ochopee, Collier	69
Air Mail Facility, Dade	68
Saint Pete Beach, Pinellas	68
Yalaha, Lake	66
Missing, St. Lucie	64
Greensboro, Gadsden	63
Boca Grande, Lee	63
North Venice, Sarasota	63
Princeton, Dade	63
Stock Island, Monroe	62
Reunion, Osceola	60
Bonita Beach, Lee	58
Destin, Walton	58
Georgetown, Putnam	58
Orlando, Seminole	57
Anna Maria, Manatee	57
Bellview, Escambia	56
Cudjoe Key, Monroe	56
Mexico Beach, Bay	56
North Redington Beach, Pinellas	55
Missing, Santa Rosa	53
Missing, Pinellas	53
Lake Suzy, Desoto	53
Miami, Unknown	52
Micco, Brevard	51
Heathrow, Seminole	51
Ona, Hardee	51
Orlando, Dade	51
Treasure Island, Pinellas	50
Walnut Hill, Escambia	50
Northdale, Hillsborough	50
Felda, Hendry	49
Singer Island, Palm Beach	49
Miami Springs, Dade	48
Okahumpka, Lake	48
Missing, Pasco	48
Miromar Lakes, Lee	47
Cinco Bayou, Okaloosa	47
Aloma, Orange	47
Salt Springs, Marion	47
Palm Beach Shores, Palm Beach	47
Town N Country, Hillsborough	46
Missing, Duval	46
Missing, Lake	46
Enterprise, Volusia	44
Highland City, Polk	44
Terra Ceia, Manatee	44
Orlando, Osceola	44

COVID-19: characteristics of 1,834,708 Florida resident cases

Data through Feb 20, 2021 verified as of Feb 21, 2021 at 09:25 AM

Data in this report are provisional and subject to change.

The table below includes the cities and counties of residence for cases in Florida residents based on the patient's ZIP Code. Note that city is not always received as part of the initial notification and may be missing while the case is being investigated.

City and county	Cases
Waverly, Polk	43
Sewalls Point, Martin	43
Intercession City, Osceola	42
Duette, Manatee	42
University Of Tampa, Hillsborough	42
Florence Villa, Polk	41
Manalapan, Palm Beach	41
Saint Johns, Duval	40
Village Of Wellington, Palm Beach	40
Kenansville, Osceola	40
Eaton Park, Polk	39
Gulf Breeze, Escambia	39
Key Colony Beach, Monroe	39
Orlando, Broward	39
Ebro, Washington	39
Green Acres, Palm Beach	38
Florida International Univ, Dade	38
Missing, Palm Beach	38
Bayonet Point, Pasco	38
Lacoochee, Pasco	38
Orlando, Volusia	37
Ponte Vedra, Duval	37
Florida A And M University, Leon	37
Village Wellington, Palm Beach	36
Orlando, Polk	35
Naranja, Dade	34
Flemington, Marion	34
Highland Beach, Palm Beach	34
Hialeah Gardens, Dade	34
Pasadena, Pinellas	33
Dowling Park, Suwannee	32
Bay Pines, Pinellas	32
Tice, Lee	32
Cortez, Manatee	32
Palm Shores, Brevard	32
Bagdad, Santa Rosa	31
Homeland, Polk	31
Lulu, Columbia	31
Eloise, Polk	31
Miami Shores, Dade	30
Lealman, Pinellas	29
Bonita Springs, Collier	29
Penney Farms, Clay	29
Siesta Key, Sarasota	29
Orlando, Hillsborough	29
Mcintosh, Marion	28
Bonaventure, Broward	28
Stetson University, Volusia	28
Hallandle Beach, Broward	28
Jupiter, Martin	28
Pensacola Beach, Santa Rosa	28
Davenport, Osceola	28
Florida State, Leon	27
Caryville, Holmes	27
Nocatee, Desoto	27
Saint Marks, Wakulla	27
Venus, Highlands	27
Missing, Seminole	27
Univ Of FI Student Dorms, Alachua	27

COVID-19: characteristics of 1,834,708 Florida resident cases

Data through Feb 20, 2021 verified as of Feb 21, 2021 at 09:25 AM

Data in this report are provisional and subject to change.

The table below includes the cities and counties of residence for cases in Florida residents based on the patient's ZIP Code. Note that city is not always received as part of the initial notification and may be missing while the case is being investigated.

City and county	Cases
South Palm Beach, Palm Beach	27
Miami, Broward	26
Lakeshore, Polk	26
Homosassa Springs, Citrus	26
City Of Westlake, Palm Beach	26
Palmdale, Glades	26
Horseshoe Beach, Dixie	26
North Bay Village, Dade	26
Kinard, Calhoun	26
Tangerine, Orange	25
Bayshore Gardens, Manatee	25
South Miami Heights, Dade	25
Chokoloskee, Collier	25
Missing, Hillsborough	25
Poinciana, Osceola	25
Indian Lake Estates, Polk	25
Missing, Monroe	25
Fort Lauderdale, Dade	24
Santa Fe, Alachua	24
Earleton, Alachua	24
Labelle, Glades	24
Alturas, Polk	24
Wekiva Springs, Seminole	23
New Smyrna, Volusia	23
Missing, Escambia	23
Goulds, Dade	23
Balm, Hillsborough	22
Westchase, Hillsborough	22
Tioga, Alachua	22
Ridge Manor, Pasco	22
Pine Hills, Orange	22
Pembroke Park, Broward	22
La Crosse, Alachua	22
Bradley, Polk	22
Florida Dept Of Corrections, Union	22
Wausau, Washington	22
Yankeetown, Levy	22
Sydney, Hillsborough	22
Long Key, Monroe	22
Sparr, Marion	21
Paxton, Walton	21
Bonifay, Washington	21
Bostwick, Putnam	21
Kissimmee, Orange	21
Hawthorne, Putnam	21
Missing, Broward	21
Archer, Levy	21
Perdido Key, Escambia	21
Orange Lake, Marion	21
Wabasso, Indian River	21
Branford, Lafayette	20
Indian River Shores, Indian River	20
Missing, Manatee	20
Sugarloaf Key, Monroe	20
Loughman, Polk	20
Plymouth, Orange	20
Citrus Ridge, Indian River	20
Crystal Springs, Pasco	19
Everglades City, Collier	19

COVID-19: characteristics of 1,834,708 Florida resident cases

Data through Feb 20, 2021 verified as of Feb 21, 2021 at 09:25 AM

Data in this report are provisional and subject to change.

The table below includes the cities and counties of residence for cases in Florida residents based on the patient's ZIP Code. Note that city is not always received as part of the initial notification and may be missing while the case is being investigated.

City and county	Cases
Little Torch Key, Monroe	19
Laud-By-The-Sea, Broward	19
Mango, Hillsborough	19
Sun City, Hillsborough	19
Mexico Beach, Gulf	19
Babcock Ranch, Lee	19
Missing, Citrus	19
Pine Castle, Orange	19
Goodland, Collier	18
Florida International University, Dade	18
Hollywood, Dade	18
Parker, Bay	18
Lowell, Marion	18
Orlando, Palm Beach	18
Westlake, Palm Beach	18
Fort Ogden, Desoto	18
Redington Shores, Pinellas	17
Jensen Beach, St. Lucie	17
Graceville, Holmes	17
Candler, Marion	17
Nichols, Polk	17
Nalcrest, Polk	17
Maxville, Duval	17
High Springs, Gilchrist	16
Gulf Hammock, Levy	16
Shady Hills, Pasco	16
Union Park, Orange	16
Jacksonville, Unknown	16
West Panama City Beach, Bay	16
Missing, Collier	16
Champions Gate, Polk	16
Orlando, Pinellas	16
Otter Creek, Levy	15
Woodville, Leon	15
Forest City, Orange	15
Lake City, Suwannee	15
Wewahitchka, Calhoun	15
Trenton, Levy	15
Missing, Indian River	15
Golden Oak, Orange	15
Lake Buena Vista, Orange	15
Gulf Stream, Palm Beach	15
Webster, Hernando	15
Tallevast, Manatee	15
Hernando Beach, Hernando	15
Hutchinson Island, St. Lucie	15
White Springs, Columbia	15
Copeland, Collier	14
Lakewood Ranch, Sarasota	14
Village Of Palmetto Bay, Dade	14
Mount Dora, Orange	14
Brooksville, Pasco	14
Winter Garden, Lake	14
Murdock, Charlotte	14
Missing, Brevard	13
Wildlight, Nassau	13
Orlando, Brevard	13
Saint George Island, Franklin	13
Trilby, Pasco	13

COVID-19: characteristics of 1,834,708 Florida resident cases

Data through Feb 20, 2021 verified as of Feb 21, 2021 at 09:25 AM

Data in this report are provisional and subject to change.

The table below includes the cities and counties of residence for cases in Florida residents based on the patient's ZIP Code. Note that city is not always received as part of the initial notification and may be missing while the case is being investigated.

City and county	Cases
Daytona Beach Shores, Volusia	13
Hialeah, Unknown	13
Belleair Bluffs, Pinellas	13
Orlando, Lake	13
Johns Pass Village, Pinellas	13
Buckingham, Lee	13
Watersound, Walton	13
Laurel Hill, Walton	13
Graham, Bradford	13
Suwannee, Dixie	13
Kingsley Lake, Bradford	13
Gonzalez, Escambia	12
Rosemary Beach, Walton	12
Pensacola Beach, Escambia	12
Braden River, Manatee	12
Roseland, Indian River	12
Orlando, Unknown	12
Saint Lucie West, St. Lucie	12
Choctaw Beach, Okaloosa	12
Lake Monroe, Seminole	12
Fort Charlotte, Charlotte	12
Unknown, Dade	12
Long Boat Key, Manatee	12
Ramrod Key, Monroe	11
Orlando, Leon	11
Wahneta, Polk	11
Durant, Hillsborough	11
Citrus Hills, Citrus	11
Greenville, Taylor	11
Missing, Putnam	11
Holder, Citrus	11
Missing, Unknown	11
Mount Plymouth, Lake	11
Florida State Univ Admin, Leon	11
Indian Creek Village, Dade	11
Naples, Lee	10
Steinhatchee, Dixie	10
Missing, Nassau	10
Ozona, Pinellas	10
Passport, Unknown	10
Seacrest, Walton	10
Hillsboro Beach, Broward	10
Leisure City, Dade	10
Missing, Bay	10
Orlando, Duval	10
Missing, Polk	10
Captiva, Lee	10
Eau Gallie, Brevard	10
Deerfield Beach, Palm Beach	10
Grandin, Putnam	10
Telogia, Liberty	10
Deer Island, Lake	10
Alys Beach, Bay	10
Cottondale, Washington	9
East Lake, Marion	9
Gibsonia, Polk	9
Redington Beach, Pinellas	9
Sea Ranch Lakes, Broward	9
Palma Sola, Manatee	9

COVID-19: characteristics of 1,834,708 Florida resident cases

Data through Feb 20, 2021 verified as of Feb 21, 2021 at 09:25 AM

Data in this report are provisional and subject to change.

The table below includes the cities and counties of residence for cases in Florida residents based on the patient's ZIP Code. Note that city is not always received as part of the initial notification and may be missing while the case is being investigated.

City and county	Cases
Beverly Beach, Flagler	9
Lake Como, Putnam	9
University Park, Manatee	9
Perrine, Dade	9
Saint Augustine, Duval	9
West Delray Beach, Palm Beach	9
Nobleton, Hernando	9
Grant Valkaria, Brevard	9
Briny Breezes, Palm Beach	9
Dade City, Hernando	9
Missing, Martin	9
Fanning Springs, Gilchrist	9
Lamont, Madison	9
Lloyd, Jefferson	9
Los Angeles, Dade	9
Forest City, Seminole	9
Haines Creek, Lake	9
Cypress, Jackson	9
Boca Raton, Broward	9
Rubonia, Manatee	9
Missing, Sumter	9
Babcock Ranch, Charlotte	9
Umatilla, Marion	8
Elfers, Pasco	8
Evinston, Alachua	8
Virginia Gardens, Dade	8
Salem, Taylor	8
Seybold, Dade	8
Missing, Okaloosa	8
Fairfield, Marion	8
Ferndale, Lake	8
Fort Walton Beach, Unknown	8
Cross Creek, Alachua	8
Goldenrod, Seminole	8
Ponce De Leon, Walton	8
Innovation, Pasco	8
Jerome, Collier	8
Barberville, Volusia	7
Missing, Clay	7
Missing, Taylor	7
Fort Lauderdale, Unknown	7
Saint Augustine Beach, St. Johns	7
Niceville, Walton	7
Orlando, Alachua	7
River Ranch, Polk	7
Putnam Hall, Putnam	7
Palm City, St. Lucie	7
Aripeka, Pasco	7
Holt, Santa Rosa	7
Maitland, Volusia	7
White City, Gulf	7
Worthington Springs, Union	7
Pine Ridge, Citrus	7
Switzerland, St. Johns	7
Orange Springs, Marion	7
Fernandina, Nassau	7
Day, Lafayette	7
Basinger, Okeechobee	7
Port Saint John, Brevard	7

COVID-19: characteristics of 1,834,708 Florida resident cases

Data through Feb 20, 2021 verified as of Feb 21, 2021 at 09:25 AM

Data in this report are provisional and subject to change.

The table below includes the cities and counties of residence for cases in Florida residents based on the patient's ZIP Code. Note that city is not always received as part of the initial notification and may be missing while the case is being investigated.

City and county	Cases
Orange Park, Duval	7
University Of Central Fl, Hillsborough	7
Orlando, Pasco	7
Longboat Key, Sarasota	7
Keystone Heights, Bradford	7
Miccosukee, Leon	6
Glenwood, Volusia	6
Orchid, Indian River	6
Pensacola, Unknown	6
Ybor City, Hillsborough	6
Newberry, Gilchrist	6
Duck Key, Monroe	6
Lake Butler, Bradford	6
Missing, Flagler	6
Mayport Naval Station, Duval	6
Bradenton, Sarasota	6
Maitland, Osceola	6
Inglis, Citrus	6
Sunny Hills, Washington	6
Orlando, Flagler	6
Orlando, Marion	6
Quail Heights, Dade	6
Punta Gorda, Lee	6
Valkaria, Brevard	6
Indian Shores, Pinellas	6
Missing, Walton	6
Labelle, Lee	6
Eglin, Okaloosa	6
Coco River, Collier	6
Maitland, Hillsborough	6
Grove City, Charlotte	6
Winter Park, Polk	6
Winderemere, Orange	6
Westchester, Dade	5
Port Salerno, Martin	5
Hialeah, Broward	5
Ebro, Bay	5
Bruce, Holmes	5
Missing, Sarasota	5
Scottsmoor, Brevard	5
Miami, Palm Beach	5
Stuart, St. Lucie	5
Pass, Unknown	5
Missing, Leon	5
Milton, Escambia	5
Shady Grove, Taylor	5
Mayport, Duval	5
Inlet Beach, Bay	5
Ocoee, Lake	5
Okeechobee, Martin	5
N/A, Unknown	5
Orlando, Manatee	5
Wakulla Springs, Wakulla	5
Miami Beach, Unknown	5
Anastasia Island, St. Johns	5
Fort Lauderdale, Lee	5
University Of Central Fl, Martin	5
Williston, Marion	5
Bayou George, Bay	5

COVID-19: characteristics of 1,834,708 Florida resident cases

Data through Feb 20, 2021 verified as of Feb 21, 2021 at 09:25 AM

Data in this report are provisional and subject to change.

The table below includes the cities and counties of residence for cases in Florida residents based on the patient's ZIP Code. Note that city is not always received as part of the initial notification and may be missing while the case is being investigated.

City and county	Cases
Boynton Beach, Broward	5
Miramar, Dade	5
Miami Gardens, Unknown	5
Kissimmee, Unknown	5
Jacksonville Naval Air Station, Duval	5
Fort Lauderdale, Palm Beach	5
Morriston, Marion	5
Pompano Beach, Unknown	5
PsI, Unknown	5
San Carlos Park, Lee	5
Okeechobee, Osceola	4
Branford, Gilchrist	4
Conch Key, Monroe	4
Cape Haze, Charlotte	4
Clewiston, Palm Beach	4
Sugarloaf, Monroe	4
Clarcona, Orange	4
Lazy Lake, Broward	4
Lamont, Taylor	4
Seacrest, Bay	4
Sandestin, Walton	4
Point Washington, Walton	4
Pompano Beach, Dade	4
East Rockland Key, Monroe	4
El Jobean, Charlotte	4
Bella Collina, Lake	4
Alys Beach, Walton	4
Naples, Unknown	4
Missing, Alachua	4
Hinsdale, Manatee	4
Weirsdale, Lake	4
Pompano Beach, Palm Beach	4
Oneco, Manatee	4
International Service Center, Dade	4
Indian Rock Beach, Pinellas	4
Hollywood, Unknown	4
Bowling Green, Polk	4
Cypress Gardens, Polk	4
Greenville, Jefferson	4
Deland, Lake	4
Oklawaha, Marion	4
Port Charlotte, Unknown	4
Okeechobee, Glades	4
West Bradenton, Manatee	4
Loxahatchee Groves, Palm Beach	4
Live Oak, Madison	4
Pensacola, Santa Rosa	4
Missing, Highlands	4
Glen Ridge, Palm Beach	4
Coconut Creek, Palm Beach	4
Highland Park, Polk	4
Margate, Unknown	4
Melrose, Bradford	4
Mid Florida, Seminole	4
Ocean Breeze, Martin	4
Pass, Dade	3
Vero Beach, Brevard	3
Los Angeles, Broward	3
Lake Worth, Broward	3

COVID-19: characteristics of 1,834,708 Florida resident cases

Data through Feb 20, 2021 verified as of Feb 21, 2021 at 09:25 AM

Data in this report are provisional and subject to change.

The table below includes the cities and counties of residence for cases in Florida residents based on the patient's ZIP Code. Note that city is not always received as part of the initial notification and may be missing while the case is being investigated.

City and county	Cases
Jacksonville, Dade	3
Brewton, Escambia	3
Apopka, Broward	3
Lake Harbor, Palm Beach	3
Lanark Village, Franklin	3
Maitland, Polk	3
Orem, Palm Beach	3
Pp, Dade	3
Pp, Unknown	3
Woodside, Broward	3
Lynbrook, Broward	3
Miami, Orange	3
Miami Gardens, Broward	3
Immokalee, Lee	3
Lake Geneva, Clay	3
Lake City, Duval	3
Lakeland, Hillsborough	3
Fort Myers, Unknown	3
Hallandale Beach, Unknown	3
Blountstown, Liberty	3
Wildwood, Marion	3
Village Of Golf, Palm Beach	3
Saint Augusaintine Beach, St. Johns	3
Port Saint Lucie, Martin	3
Palm Coast, Volusia	3
Saint Petersburg, Hillsborough	3
Tarpon Springs, Pasco	3
Tampa, Pinellas	3
Tampa Palms, Hillsborough	3
Pineland, Lee	3
Winter Garden, Seminole	3
Clermont, Orange	3
Jacksonville, Clay	3
Marina Del Rey, Dade	3
Laurel, Sarasota	3
Ludlam, Dade	3
Cape San Blas, Gulf	3
Crestview, Walton	3
Fernandina Beach, Duval	3
Apopka, Lake	3
Island Grove, Alachua	3
Green Cove Springs, Duval	3
Fpo, Duval	3
Mayport Naval Housing, Duval	3
Monticello, Madison	3
Samoset, Manatee	3
San Fernando, Unknown	3
Vernon, Bay	3
Jonesville, Alachua	3
Julington Creek, St. Johns	3
Jupiter Island, Martin	3
Longwood, Unknown	3
Mims, Volusia	3
Miramar, Unknown	3
Marco Island, Lee	3
Alford, Washington	3
Altamonte Springs, Orange	3
High Springs, Columbia	3
Pembroke Pines, Unknown	3

COVID-19: characteristics of 1,834,708 Florida resident cases

Data through Feb 20, 2021 verified as of Feb 21, 2021 at 09:25 AM

Data in this report are provisional and subject to change.

The table below includes the cities and counties of residence for cases in Florida residents based on the patient's ZIP Code. Note that city is not always received as part of the initial notification and may be missing while the case is being investigated.

City and county	Cases
Ocean Reef Club, Monroe	3
Vero Beach, St. Lucie	3
Land O Lakes, Hillsborough	3
Lady Lake, Marion	3
Fisher Island, Unknown	3
Jacksonville , Duval	3
Bay Harbor Islands, Unknown	3
Ft Pierce, St. Lucie	3
Milligan, Okaloosa	3
Westville, Walton	3
Coraopolis, Citrus	3
Champions Gate, Osceola	3
Chicago, Lee	3
Bristol, Calhoun	3
Jacksonville, Alachua	3
North Fort Myers, Charlotte	3
Stuart, Palm Beach	3
Sorrento, Orange	3
Summerfield, Unknown	2
Tampa, Hernando	2
Sharpes, Brevard	2
Sebring, Desoto	2
Saint Lucie Village, St. Lucie	2
Noma, Holmes	2
Ormond Beach, Flagler	2
Orlando, Lee	2
Panama City, Unknown	2
Pembroke Pines, Dade	2
Wauchula, Desoto	2
Vero Beach, Unknown	2
Yeehaw, Okeechobee	2
Missing, Osceola	2
Marina Del Rey, Broward	2
Melrose, Clay	2
Mesa, Unknown	2
Longview, Dade	2
Jacksonville Naval Hospital, Duval	2
Jacksonville, Nassau	2
Hosford, Calhoun	2
Aventura, Broward	2
000000, Unknown	2
Saint Marys, Nassau	2
Windermere, Lake	2
Wacissa, Jefferson	2
Sutton, Pasco	2
Tampa, Unknown	2
Pembroke Lakes, Broward	2
Port Saint Lucie, Palm Beach	2
Red Bay, Holmes	2
Fort Lauderdale, Alachua	2
Deerfield Beach, Unknown	2
Doral, Unknown	2
Brooklyn, Broward	2
Cross City, Taylor	2
Carl Fisher, Dade	2
Jupiter, Dade	2
Homeless, Hillsborough	2
Lakeland, Unknown	2
Micanopy, Marion	2

COVID-19: characteristics of 1,834,708 Florida resident cases

Data through Feb 20, 2021 verified as of Feb 21, 2021 at 09:25 AM

Data in this report are provisional and subject to change.

The table below includes the cities and counties of residence for cases in Florida residents based on the patient's ZIP Code. Note that city is not always received as part of the initial notification and may be missing while the case is being investigated.

City and county	Cases
Venice, Dade	2
West Palm Beach, Unknown	2
Windermere, Hillsborough	2
Winter Park, Volusia	2
Winter Springs, Orange	2
Okeechobee, Highlands	2
Orlando, Escambia	2
Port Charlotte, Lee	2
Sand Lake, Orange	2
Port St. Lucie, St. Lucie	2
University Of Central Fl, Seminole	2
Union, Manatee	2
Fort Pierce, Brevard	2
Graceville, Unknown	2
Eatonville, Polk	2
Delray Beach, Broward	2
Bonnie, Dade	2
Marathon Shores, Monroe	2
Miami, Martin	2
Long Beach, Orange	2
New Port Richey, Hillsborough	2
Lauderhill, Unknown	2
Jena, Taylor	2
Labelle, Collier	2
Seguin, Unknown	2
Sunrise, Unknown	2
Tampa, Broward	2
Tarpon Springs, Hillsborough	2
Sarasota, Unknown	2
Port Canaveral, Brevard	2
Plantation Key, Monroe	2
Orlando, St. Lucie	2
Oakland Park, Unknown	2
Orlando, Collier	2
Marysville, Dade	2
Callahan, Duval	2
Cross Key, Monroe	2
Cibolo, Orange	2
Claysville, Hernando	2
Dade City, Unknown	2
Crescent Beach, Sarasota	2
Defuniak Springs, Okaloosa	2
Defuniak Springs, Unknown	2
Lecanto, Marion	2
Miami Shores, Broward	2
Maitland, Leon	2
Fort Myers, Collier	2
Fort Pierce, Martin	2
Lake Helen, Orange	2
Clermont, Polk	2
Bronx, Seminole	2
Doctors Inlet, Clay	2
Bonifay, Jackson	2
Bonnie, Sarasota	2
Winter Park, Leon	2
Weston, Dade	2
West Palm Beach, Dade	2
Redland, Dade	2
Olustee, Baker	2

COVID-19: characteristics of 1,834,708 Florida resident cases

Data through Feb 20, 2021 verified as of Feb 21, 2021 at 09:25 AM

Data in this report are provisional and subject to change.

The table below includes the cities and counties of residence for cases in Florida residents based on the patient's ZIP Code. Note that city is not always received as part of the initial notification and may be missing while the case is being investigated.

City and county	Cases
Orlando, Santa Rosa	2
Orlando, Charlotte	2
Palm Springs North, Dade	2
Missing, Hernando	2
None, Dade	2
Navarre, Okaloosa	2
Mount Pleasant, Gadsden	2
Seven Springs, Pasco	2
Upper Key Largo, Monroe	2
University Of Central Florida, Brevard	2
West Palm Beach, Broward	2
West Villages, Sarasota	2
Zellwood, Lake	2
Blountstown, Jackson	2
Alligator Point, Franklin	2
Coconut Creek, Unknown	2
Bradington, Manatee	2
Hallandale Beach, Dade	2
Crawfordville, Leon	2
Eatonville, Lake	2
Lawtey, Union	2
Lutz, Pinellas	2
Los Angeles, Okaloosa	2
Wekiwa Springs, Seminole	2
University Of Central Florida, Palm Beach	2
University Of Central Florida, Pinellas	2
Wimauma, Manatee	2
Provo, Broward	2
Portland, Unknown	2
Sumatra, Liberty	2
Maitland, Lake	2
Hialeah Lakes, Dade	2
Hialeah, Orange	2
Moore Haven, Hendry	2
Naples, Broward	2
Cassadaga, Volusia	2
Fort Walton Beach, Walton	2
Duke Field Air Force Station, Okaloosa	2
Dunnellon, Levy	2
Florida Power & Light Co, Dade	2
Madison, Unknown	2
Maitland, Pasco	2
Amelia City, Nassau	2
Apopka, Unknown	2
Alligator Point, Wakulla	2
Chipley, Jackson	2
University Of Central Florida, Broward	2
Orlando, Okaloosa	2
Miamt, Dade	2
Ocala, Unknown	2
Ridge Manor Estates, Sumter	2
Saint Teresa, Wakulla	2
San Antonio, Dade	1
San Diego, Unknown	1
Republic, Monroe	1
Russellville, Hillsborough	1
Saint Augustine, Okaloosa	1
Steinhatchee, Alachua	1
Sanford, Palm Beach	1

COVID-19: characteristics of 1,834,708 Florida resident cases

Data through Feb 20, 2021 verified as of Feb 21, 2021 at 09:25 AM

Data in this report are provisional and subject to change.

The table below includes the cities and counties of residence for cases in Florida residents based on the patient's ZIP Code. Note that city is not always received as part of the initial notification and may be missing while the case is being investigated.

City and county	Cases
Sebastian, Lake	1
Ridgewood, Broward	1
Riverview, Manatee	1
Riverview, Osceola	1
Roseland, Palm Beach	1
Porter Ranch, Dade	1
Raiford, Bradford	1
Ponte Vedra Beach, Orange	1
Port Orange , Volusia	1
Port Saint Lucie, Indian River	1
Plant City, Unknown	1
Pompano Beach, Alachua	1
Middleburg, Duval	1
Midland, Osceola	1
Miami, Charlotte	1
Miamii, Dade	1
Missing, Wakulla	1
Mumford, Manatee	1
N/A, Duval	1
Naples, Alachua	1
Palm City, Unknown	1
Oviedo, Leon	1
Ocean City, Broward	1
Old Town, Gilchrist	1
Opa Locka, Polk	1
Orem, Sarasota	1
Orem, Unknown	1
University Of Central Florida, Hillsborough	1
Wilbur By The Sea, Volusia	1
Willowbrook, Lee	1
Westerville, Hillsborough	1
Wilton Manors, Dade	1
Winston Salem, Unknown	1
Winter Garden, Hillsborough	1
Woodland Hills, Brevard	1
Village Of Palm Springs, Palm Beach	1
Virginia Beach, Alachua	1
Webster, Pasco	1
Union City, Bradford	1
University Of Central FI, Pasco	1
Tampa, Escambia	1
Tampa, Manatee	1
Tangerine, Lake	1
Youngstown, Calhoun	1
Yulee, Duval	1
Colorado Springs, Unknown	1
Conifer, Lee	1
Daniel Island, Bay	1
Everett, Dade	1
Fort Denaud, Glades	1
Fort Meyers, Lee	1
FI State Lot, Leon	1
El Paso, Unknown	1
Eatonville, Seminole	1
Destin, Unknown	1
Diamond, Highlands	1
Altamonte, Orange	1
Alva, Collier	1
333, Unknown	1

COVID-19: characteristics of 1,834,708 Florida resident cases

Data through Feb 20, 2021 verified as of Feb 21, 2021 at 09:25 AM

Data in this report are provisional and subject to change.

The table below includes the cities and counties of residence for cases in Florida residents based on the patient's ZIP Code. Note that city is not always received as part of the initial notification and may be missing while the case is being investigated.

City and county	Cases
Allentown, Putnam	1
Apple Creek, Citrus	1
Amelia Village, Nassau	1
Barefoot Beach, Lee	1
Azalea Park, Osceola	1
Avon, Manatee	1
Aventura, Osceola	1
Bryn Mawr, Palm Beach	1
Burkeville, Brevard	1
Camden Wyoming, Duval	1
Bear Grass, Palm Beach	1
Boca Raton,, Palm Beach	1
Boston, Dade	1
Chipley, Holmes	1
Chattanooga, Dade	1
Miami Garden, Unknown	1
Longwood, Orange	1
Lauderdale Hill, Unknown	1
Leesburg, Collier	1
Lehigh Cares, Lee	1
Live Oak, Columbia	1
Loganville, Orange	1
Knoxville, Escambia	1
Lake Mary, Lake	1
Fortlauderdale, Unknown	1
Fortwalton Beach, Okaloosa	1
Ft Pierce, Unknown	1
Garland, Orange	1
Hallandate Ben, Unknown	1
Havana, Leon	1
Jeffersonville, Broward	1
Hickory, Lee	1
Homeless, Dade	1
Homer, Escambia	1
Hilliard, Unknown	1
Downers Grove, St. Lucie	1
Export, Palm Beach	1
Fdsf, Unknown	1
Felda, Palm Beach	1
Flagler Beach, Volusia	1
Flomaton, Escambia	1
Flora, Lee	1
Fresno, Pasco	1
Fort Myers, Lake	1
Green, Clay	1
Greensburg, Orange	1
Greenville, Monroe	1
Gulf Shores, Escambia	1
Fruitland Park, Sumter	1
Fwb, Unknown	1
Gainesville, Marion	1
Gastonia, Polk	1
Clearwater, Highlands	1
Clermont, Unknown	1
Columbia, Orange	1
Coral Gables, Unknown	1
Coral Springs, Unknown	1
Cornelius, Leon	1
Crestview, Dade	1

COVID-19: characteristics of 1,834,708 Florida resident cases

Data through Feb 20, 2021 verified as of Feb 21, 2021 at 09:25 AM

Data in this report are provisional and subject to change.

The table below includes the cities and counties of residence for cases in Florida residents based on the patient's ZIP Code. Note that city is not always received as part of the initial notification and may be missing while the case is being investigated.

City and county	Cases
Dade City, Polk	1
Dania, Unknown	1
Darien, Pasco	1
Arcadia, Charlotte	1
Aspen, Palm Beach	1
Atlanta, Broward	1
Aurburndale, Polk	1
Aventura, Unknown	1
Azalea Park, Sarasota	1
Bartow, Unknown	1
Biscayne Park, Broward	1
Boca Rotan, Unknown	1
Alpharetta, Alachua	1
Apalachicola, Leon	1
Brooksville, Columbia	1
Bryn Mawr, Collier	1
Canfield, Duval	1
Naugatuck, Lee	1
Myakka, Duval	1
Newport Beach, Palm Beach	1
North Little Rock, Palm Beach	1
New Vernon, Sarasota	1
New York, Broward	1
Monessen, Palm Beach	1
Montreal, Ca, Orange	1
Missing, Columbia	1
Missing, Charlotte	1
Missing, Baker	1
Middleburg, Unknown	1
Milford, Palm Beach	1
Minneapolis, Broward	1
Melbourne, Orange	1
Metter, Volusia	1
Miami Beach, Palm Beach	1
Miami Granders, Dade	1
Hilliard, Dade	1
Hollywood, Leon	1
Holt, Unknown	1
Homestead, Monroe	1
Humble, Broward	1
Havanna, Gadsden	1
Jan Phyl Village, Polk	1
Johns Island, Wakulla	1
Killarney, Orange	1
Knoxville, Duval	1
Maitland, Unknown	1
Lake City, Volusia	1
Los Angeles, Polk	1
Lakeland, Pasco	1
Lakewood, Unknown	1
Sumter Ville, Unknown	1
Tallahassee, Escambia	1
Springhill, Unknown	1
Tampa, Dade	1
Tampa, Jackson	1
Tampa, Lee	1
South Otsellic, Dade	1
Southampton, Palm Beach	1
Stockbridge, Leon	1

COVID-19: characteristics of 1,834,708 Florida resident cases

Data through Feb 20, 2021 verified as of Feb 21, 2021 at 09:25 AM

Data in this report are provisional and subject to change.

The table below includes the cities and counties of residence for cases in Florida residents based on the patient's ZIP Code. Note that city is not always received as part of the initial notification and may be missing while the case is being investigated.

City and county	Cases
Sullivans Island, Dade	1
Pound Ridge, Leon	1
Richmond Heights, Dade	1
Riverview, Pinellas	1
Rochester, Lee	1
Rosemary Beach, Bay	1
Saint Cloud, Orange	1
Sevierville, Dade	1
Saint Petersburg, Dade	1
San Juan, Osceola	1
San Pedro Sula, Dade	1
Sandy, Duval	1
Plant City, Pinellas	1
Plantation, Unknown	1
Ponce, Orange	1
Port Charlotte Fl, Unknown	1
Plant City, Hendry	1
Orlando, Highlands	1
Opa Locka, Unknown	1
Orem, Nassau	1
Northville, Broward	1
Ocala, Indian River	1
Ocoee, Broward	1
Olando, Orange	1
Ocoee, Polk	1
Windermere, Polk	1
Winter Park, Lake	1
Wayne, Dade	1
Tinley Park, Lee	1
University Of Central Fl, Dade	1
Telluride, Lee	1
West Simsbury, Collier	1
Louisville, Manatee	1
Los Angeles Ca, Unknown	1
Macdill Air Force Base, Hillsborough	1
Margate, Dade	1
Marshall, Dade	1
Mary Esther, Unknown	1
Miami Lakes, Unknown	1
Miami, Hillsborough	1
Miami, Manatee	1
Miami Beach, Broward	1
Middlesburg, Duval	1
Missing, Jackson	1
Leesburg, Marion	1
Lehigh Acres, Dade	1
Lewisburg, Pasco	1
Largo, Unknown	1
Littleton, Dade	1
Lake City, Hamilton	1
La Grange, Dade	1
Homosassa, Hernando	1
Holly Ridge, Orange	1
Homeless, Polk	1
Jerusalem, St. Johns	1
Davenport, Orange	1
Daytona Beach, Unknown	1
Deland, St. Lucie	1
Deltona, Orange	1

COVID-19: characteristics of 1,834,708 Florida resident cases

Data through Feb 20, 2021 verified as of Feb 21, 2021 at 09:25 AM

Data in this report are provisional and subject to change.

The table below includes the cities and counties of residence for cases in Florida residents based on the patient's ZIP Code. Note that city is not always received as part of the initial notification and may be missing while the case is being investigated.

City and county	Cases
Foley, Escambia	1
Harrison, Pinellas	1
Granada Hills, Broward	1
Guilford, Dade	1
Hailandale, Unknown	1
Fort Myers-, Lee	1
Fort Pierce, Unknown	1
Gainesville, Duval	1
Bridgeport, Dade	1
Bronx, Palm Beach	1
Cartersville, Unknown	1
Conway, Leon	1
Cypress, Leon	1
Clermont, Volusia	1
Clewiston, Glades	1
Altoona, Marion	1
Anaheim, Unknown	1
Argyle, Walton	1
Athens, Duval	1
Bogota, Orange	1
Bradenton, Dade	1
Bradenton, Osceola	1
Winter Garden, Pinellas	1
Winter Park, Broward	1
Winter Park, Indian River	1
Winter Park, Lee	1
Westbrook, Dade	1
Wichita, Volusia	1
Winder Garden, Orange	1
Windermere, Leon	1
Windermere, Osceola	1
Windermere, Seminole	1
Winter Garden, Broward	1
Zolfo Springs, Polk	1
Tulsa, Orange	1
Sun City Center, Hardee	1
Tiffin, Highlands	1
Venice, Unknown	1
Vernon, Unknown	1
Washington, Unknown	1
Wells, Polk	1
Saint Cloud, Unknown	1
Saint Johns, Unknown	1
Shelton, Manatee	1
Tallahassee, Duval	1
Tallahassee, Unknown	1
Tampa, Palm Beach	1
Tavares, Marion	1
Spring Hill , Hernando	1
Spring Hill, Dade	1
Starke, Clay	1
Stone Mountain, Palm Beach	1
Navarre, Dade	1
New Orleans, Palm Beach	1
Newark, Broward	1
Newburgh, Bay	1
North Pole, Seminole	1
North Port, Lee	1
Old Town, Alachua	1

COVID-19: characteristics of 1,834,708 Florida resident cases

Data through Feb 20, 2021 verified as of Feb 21, 2021 at 09:25 AM

Data in this report are provisional and subject to change.

The table below includes the cities and counties of residence for cases in Florida residents based on the patient's ZIP Code. Note that city is not always received as part of the initial notification and may be missing while the case is being investigated.

City and county	Cases
Ona, Manatee	1
Oooooo, Unknown	1
Ocoee, Osceola	1
Okeechobee, Broward	1
Orlando, Columbia	1
Orlando, Indian River	1
Orem, Broward	1
Ormond Beach, Unknown	1
Oviedo, Brevard	1
Orlando, Sarasota	1
Saint Petersburg, St. Lucie	1
Sandford, Seminole	1
Sarasota, Flagler	1
Saxis, Lee	1
Sebring, Lee	1
Rye, Duval	1
Rex, Duval	1
Parker, Dade	1
Parker, Leon	1
Pacifica, Dade	1
Palm Coast, Alachua	1
Palm Coast, Polk	1
Port Everglades, Broward	1
Peoria, Unknown	1
Plantation, Orange	1
Pompano Beach, Martin	1
New Richmond, Volusia	1
Oakland, Leon	1
Ocala, Alachua	1
Okeechobee, St. Lucie	1
North Canton, Palm Beach	1
Panama City, Walton	1
Palm Coast, Duval	1
Perry, Leon	1
Opalocka, Dade	1
Orlando, Union	1
Ovido, Seminole	1
Oxford, Palm Beach	1
Rio Dell, Volusia	1
Rochelle, Volusia	1
Port Orange, Unknown	1
Port Saint Lucie, Orange	1
Princeton, Alachua	1
Provincetown, Collier	1
Shannon, Collier	1
Soldotna, Broward	1
Saint Cloud, Lee	1
Saint Johns, Orange	1
San Antonio, Sarasota	1
San Antonio, Unknown	1
Sanford, Volusia	1
South Burlington, Orange	1
Spring Park, Alachua	1
Steinhatchee, Madison	1
Tangerine, Seminole	1
Tewksbury, Orange	1
Wesley Chapel, Alachua	1
Wheaton, Lee	1
Virginia Beach, Hernando	1

COVID-19: characteristics of 1,834,708 Florida resident cases

Data through Feb 20, 2021 verified as of Feb 21, 2021 at 09:25 AM

Data in this report are provisional and subject to change.

The table below includes the cities and counties of residence for cases in Florida residents based on the patient's ZIP Code. Note that city is not always received as part of the initial notification and may be missing while the case is being investigated.

City and county	Cases
Waco, Broward	1
Washington, Broward	1
Umatilla, Alachua	1
University Of Central Florida, Monroe	1
Toms River, Dade	1
Winter Park, Osceola	1
Wood River, Polk	1
Worcester, Palm Beach	1
Winter Park, Alachua	1
Wilmington, Broward	1
Bryant, Alachua	1
Bronx, Broward	1
Buffalo, Palm Beach	1
Carol Stream, Orange	1
Castleberry, Escambia	1
Charlotte, Pasco	1
Apo, Pasco	1
Apopka, Flagler	1
99, Unknown	1
Alanson, Bay	1
Aollywoss, Dade	1
Boca Raton, Unknown	1
Bohealia, Lee	1
Blowing Rock, Polk	1
Belleair, Hillsborough	1
Dorchester, Orange	1
Deland, Polk	1
Cumberland, Palm Beach	1
Dade City, Hillsborough	1
Estero, Collier	1
Fanning Springs, Levy	1
Clear Brook, Lee	1
Crestview, Holmes	1
Columbus, Brevard	1
Cookeville, Seminole	1
Dallas, Lee	1
De Leon Springs, Putnam	1
Dearborn, Lee	1
Jupiter, Unknown	1
Kingsland, Duval	1
Kissimmee, Brevard	1
Jamaica, Broward	1
Jersey City, Polk	1
Gainesville, Baker	1
Gilmer, Dade	1
Jacksonville, Manatee	1
Haverford, Hillsborough	1
Herrin, Orange	1
Los Angeles, Palm Beach	1
Marianna, Calhoun	1
Miami, Collier	1
Miami, St. Lucie	1
Marshall, Palm Beach	1
Melrose, Alachua	1
Miamf, Dade	1
Miami G, Dade	1
Lemoyne, Manatee	1
Lawrence Township, Palm Beach	1
Lyndhurst, Broward	1

COVID-19: characteristics of 1,834,708 Florida resident cases

Data through Feb 20, 2021 verified as of Feb 21, 2021 at 09:25 AM

Data in this report are provisional and subject to change.

The table below includes the cities and counties of residence for cases in Florida residents based on the patient's ZIP Code. Note that city is not always received as part of the initial notification and may be missing while the case is being investigated.

City and county	Cases
Magnolia Square, Osceola	1
Maitland, Alachua	1
Lake Placid, Alachua	1
Lake Worth Beach, Broward	1
Lander, Citrus	1
Las Vegas, Orange	1
Daytona Beach, Orange	1
Deerfield Beach, Polk	1
Crestview, Broward	1
Dalecity, Okaloosa	1
Clearwater, Leon	1
Crystal River, Marion	1
Crystal River, Unknown	1
Fellsmere, Brevard	1
Fleming Island, Duval	1
Florida City, Unknown	1
Fort Lauderdale, Collier	1
El Dorado, Palm Beach	1
East Setauket, Palm Beach	1
Canton, Duval	1
Charlotte, Alachua	1
Cantonment, Santa Rosa	1
Cape Coral, Unknown	1
Bryceville, Duval	1
Bradenton, Lee	1
Boca Raton, Dade	1
Boca Raton, Madison	1
Bogota, Unknown	1
Atlanta, Walton	1
Attalla, Broward	1
Auburn, Palm Beach	1
Autaugaville, Broward	1
Apopka, Volusia	1
Alachua, Suwannee	1
Alafaya, Broward	1
Alafaya, Pinellas	1
Merrick, Palm Beach	1
Metter, Manatee	1
Miami, Osceola	1
Miamiardens, Unknown	1
Miamksaohes, Dade	1
Miami Dade, Unknown	1
Lake Clarke Shores, Palm Beach	1
Lake Forest, Collier	1
Macclenny, Dixie	1
Madison, Jefferson	1
Maitland, Collier	1
Key West, Palm Beach	1
Kilgore, Dade	1
Jupiter Inlet, Palm Beach	1
Jzx, Unknown	1
Land O Lakes, Unknown	1
Landolakes, Unknown	1
Lawton, Okaloosa	1
Levittown, Palm Beach	1
Lima, Manatee	1
Lima, Volusia	1
Gainesville, Levy	1
Glen Cove, Unknown	1

COVID-19: characteristics of 1,834,708 Florida resident cases

Data through Feb 20, 2021 verified as of Feb 21, 2021 at 09:25 AM

Data in this report are provisional and subject to change.

The table below includes the cities and counties of residence for cases in Florida residents based on the patient's ZIP Code. Note that city is not always received as part of the initial notification and may be missing while the case is being investigated.

City and county	Cases
Glen Saint Mary, Duval	1
Golden Oak, Hillsborough	1
Greensboro, Leon	1
Jacksonville, Baker	1
Jacksonville, Marion	1
Irmo, Unknown	1
Immokalee, Walton	1
Orlando, Gadsden	1
Orlando, Hernando	1
Orlando, St. Johns	1
Orem, Dade	1
Orlando, Citrus	1
Ocala, Duval	1
Okeechobi, Unknown	1
Monument, Broward	1
Mokena, Lee	1
Morrisville, Palm Beach	1
North Brunswick, St. Lucie	1
North Grafton, Dade	1
North Lauderdale, Unknown	1
North Porte, Unknown	1
Notrealville, Polk	1
Orlando, Walton	1
Oviedo, Lake	1
Pensacola, Dade	1
Panomo City, Bay	1
Parrish, Sarasota	1
Plantation, Leon	1
Pooler, Broward	1
Port St. Lucie, Unknown	1
Punta Gorda, Sarasota	1
Putnam, Putnam	1
Rye, Palm Beach	1
Ridgewood, Lee	1
Roayl Palm Beach, Palm Beach	1
Roseville, Broward	1
Saint Petersburg, Bay	1
San Marcos, Unknown	1
Twentynine Palms, Broward	1
Surprise, Unknown	1
Syracuse, Unknown	1
St Cloud, Orange	1
St Helena Is, Dade	1
Vernon, Walton	1
West Miami, Unknown	1
Waukesha, Volusia	1
Venezuela, Unknown	1
Whippany, Volusia	1
Xifamk, Dade	1
Windermere, Alachua	1
Winfield, Hillsborough	1
Winter Garden, Unknown	1
Winter Park, Brevard	1
Winter Park, Unknown	1
Lake In The Hills, Broward	1
Jupiter, Pinellas	1
Kansas City, Palm Beach	1
Gwynn Oak, Polk	1
Indianapolis, Lee	1

COVID-19: characteristics of 1,834,708 Florida resident cases

Data through Feb 20, 2021 verified as of Feb 21, 2021 at 09:25 AM

Data in this report are provisional and subject to change.

The table below includes the cities and counties of residence for cases in Florida residents based on the patient's ZIP Code. Note that city is not always received as part of the initial notification and may be missing while the case is being investigated.

City and county	Cases
Lake Worth, Unknown	1
Los Angeles, Orange	1
Maitland, Palm Beach	1
Litchfield Park, Monroe	1
Littleton, St. Johns	1
Newaygo, Charlotte	1
North Port, Charlotte	1
New Canaan, Dade	1
Na, Dade	1
Naples, Leon	1
Melbourne, Volusia	1
Milford, Bay	1
Milford, Unknown	1
Mattoon, Lee	1
Marianna, Leon	1
Marianna, Washington	1
Mary Esther, Hillsborough	1
Bonnie, St. Johns	1
Boys Ranch, Suwannee	1
Brownsville, Escambia	1
Clearwater, Hillsborough	1
Coal City, Pasco	1
Celebration, Orange	1
Chicago, Broward	1
Choctaw Beach, Unknown	1
8852 Teacher Ln, Pasco	1
Addison, Pasco	1
Apopka, Citrus	1
Apopka, Hillsborough	1
Arabi, Orange	1
Austin, Dade	1
Belleair Bluffs, Unknown	1
Apo, Collier	1
Big Torch Key, Monroe	1
Black, Holmes	1
Boca Raton, Lee	1
Bonifay, Unknown	1
Crescent City, Marion	1
Crestview, Unknown	1
Commerce Township, Manatee	1
Crawfordville, Alachua	1
Denton, Broward	1
Destin, Bay	1
Eureka, Flagler	1
Evansville, Citrus	1
Fort Worth, Broward	1
Franklin, Orange	1
Frostproof, Highlands	1
Gainesville, Palm Beach	1
Gainesville, Santa Rosa	1
Unknown, Duval	1
Upland, Manatee	1
Surfside Beach, Orange	1
Sun City Center, Lee	1
Tampa, Duval	1
Tavares, Unknown	1
Temple, Palm Beach	1
Saint Charles, Orange	1
Saint Petersburg, Duval	1

COVID-19: characteristics of 1,834,708 Florida resident cases

Data through Feb 20, 2021 verified as of Feb 21, 2021 at 09:25 AM

Data in this report are provisional and subject to change.

The table below includes the cities and counties of residence for cases in Florida residents based on the patient's ZIP Code. Note that city is not always received as part of the initial notification and may be missing while the case is being investigated.

City and county	Cases
Saint Petersburg, Manatee	1
Scottsdale, Brevard	1
St Petersburg, Orange	1
Stiamk, Dade	1
Summerdale, Escambia	1
Port Saint Lucie, Marion	1
Port St Luice, Unknown	1
Roswell, Bay	1
Ruskin, Dade	1
Ruskin, Manatee	1
Pensacola Naval Hospital, Escambia	1
Pass-A-Grille, Pinellas	1
Pompano Beach, Osceola	1
Plymouth, Pasco	1
Okeechobee, Unknown	1
Oviedo, Orange	1
Pace, Escambia	1
Painted Post, Pasco	1
Palatka, Marion	1
Winter Springs, Polk	1
Youngstown, Washington	1
Winnetka, Dade	1
Winter Garden, Osceola	1
Winter Haven, Osceola	1
Winter Park, Duval	1
Winter Park, Palm Beach	1
West Hollywood, Broward	1
Weston, Unknown	1
Wildwood, Lee	1
Waverly, Duval	1
Wabasha, Clay	1
Milford, Lee	1
Mckinney, Broward	1
Miamc, Dade	1
Missing, Okeechobee	1
Monroe Township, Palm Beach	1
Moore Haven, Okeechobee	1
Morrisville, Unknown	1
Longwood, Volusia	1
Ldhl, Broward	1
Lincoln, St. Lucie	1
Little Neck, Lee	1
Lake Butler, Alachua	1
Knoxville, Bay	1
Las Vegas, Palm Beach	1
Homeless, Monroe	1
Homeless, Pinellas	1
Howell, Dade	1
Hudson, Hernando	1
Hoclywsod, Dade	1
Holiday, Pinellas	1
Indian Rocks Beach, Duval	1
Indiantown, Palm Beach	1
Inglewood, Sarasota	1
Inverness, Marion	1
Inwood, Broward	1
Irvine, Marion	1
Istachatta, Hernando	1
Jupiter, St. Lucie	1

COVID-19: characteristics of 1,834,708 Florida resident cases

Data through Feb 20, 2021 verified as of Feb 21, 2021 at 09:25 AM

Data in this report are provisional and subject to change.

The table below includes the cities and counties of residence for cases in Florida residents based on the patient's ZIP Code. Note that city is not always received as part of the initial notification and may be missing while the case is being investigated.

City and county	Cases
Kenilworth, Leon	1
Jacksonville, Orange	1
Jefferson, Dade	1
Jonesboro, Leon	1
Kingsland, Nassau	1
Key West, Duval	1
Keys West, Unknown	1
Carmel, Orange	1
Cedar Springs, Hernando	1
Chicago, Unknown	1
Coconut Ck, Unknown	1
Dallas, Hernando	1
Dayton, Lake	1
Daytona Beach, Pinellas	1
Dearborn, Broward	1
Deer Park, Dade	1
Brooklyn, Dade	1
Brooklyn, Lee	1
Caracas, Dade	1
Boston, Broward	1
Bel Air, Collier	1
O, Manatee	1
Alachua, Duval	1
Alpharetta, Broward	1
Apopka, Clay	1
Asheville, Highlands	1
Astoria, Broward	1
Bartow, Hardee	1
Downingtown, Hillsborough	1
Dpo, Santa Rosa	1
Dunedin, Unknown	1
Deerfield, Dade	1
Deland, Seminole	1
Deltona, Seminole	1
Fort Lauderdale, Leon	1
Fort Myers, Sarasota	1
Fort Pierce, Palm Beach	1
Fort White, Clay	1
East Palatka, Hillsborough	1
Eastpoint, Leon	1
Garden City, Alachua	1
Gaylord, Orange	1
Gotcha, Orange	1
Greensburg, Palm Beach	1
Erie, Monroe	1
Hallandale, Unknown	1
Haines City, Osceola	1
Hernando, Marion	1
Hialeah, Collier	1
Helen, Bay	1
Saint Joseph, Volusia	1
Russellville, Bay	1
Saint Cloud, Palm Beach	1
Prattville, Hillsborough	1
Prestonsburg, Bay	1
Quincy, Jackson	1
Rapid City, Broward	1
Piasa, Putnam	1
Suitland, Volusia	1

COVID-19: characteristics of 1,834,708 Florida resident cases

Data through Feb 20, 2021 verified as of Feb 21, 2021 at 09:25 AM

Data in this report are provisional and subject to change.

The table below includes the cities and counties of residence for cases in Florida residents based on the patient's ZIP Code. Note that city is not always received as part of the initial notification and may be missing while the case is being investigated.

City and county	Cases
Sunbright, Palm Beach	1
San Antonio, Orange	1
Sanford, Unknown	1
Seminole, Leon	1
Shalimar, Unknown	1
Shirley, Flagler	1
Palmetto Bay, Palm Beach	1
Palmetto, Pasco	1
Parma, Manatee	1
Pass-A-Grille Beach, Pinellas	1
Palm Beach Gardens, Unknown	1
Orlo Vista, Orange	1
Other, Dade	1
Myakka City, Sarasota	1
New Middletown, Hillsborough	1
New Port Richey, Pinellas	1
New Port Richey, Unknown	1
Newberry, Marion	1
Oldsmar, Hillsborough	1
North Palm Beach, Orange	1
Northport, Sarasota	1
Oakland, Lee	1
Tavares, Orange	1
Tequesta, Martin	1
Topsham, Manatee	1
Town Of Nocatee, St. Johns	1
Troy, Manatee	1
Unkn, Duval	1
Syracuse, Polk	1
Tallahassee, Dade	1
Tamarac, Dade	1
Waipahu, Santa Rosa	1
Ward, Polk	1
Wellborn, Columbia	1
West Aplm Beach, Palm Beach	1
West Yarmouth, St. Lucie	1
Venetian Islands, Dade	1
Winter Garden, Duval	1
Woodbine, Nassau	1
Yulee, St. Johns	1
Zephyrhills, Hillsborough	1
Armstrong, St. Johns	1
Atl, Brevard	1
Alva, Escambia	1
Andalusia, Escambia	1
Arcadia, Highlands	1
Baker, Santa Rosa	1
Belleville, Palm Beach	1
Belmont, Santa Rosa	1
Blountstown, Broward	1
Bronson, Alachua	1
Brooker, Alachua	1
Bradenton, Clay	1
Brandon, Pinellas	1
Bonita, Lee	1
Bocaraten, Palm Beach	1
Cincinnati, Dade	1
Chesterfield, Broward	1
Crossings, Unknown	1

COVID-19: characteristics of 1,834,708 Florida resident cases

Data through Feb 20, 2021 verified as of Feb 21, 2021 at 09:25 AM

Data in this report are provisional and subject to change.

The table below includes the cities and counties of residence for cases in Florida residents based on the patient's ZIP Code. Note that city is not always received as part of the initial notification and may be missing while the case is being investigated.

City and county	Cases
Dfafs, Okaloosa	1
Davenport, Lake	1
Davie, Unknown	1
Dayton, Orange	1
Edgewood, Broward	1
Elkton, Putnam	1
Florala, Okaloosa	1
Hudson, Pinellas	1
Hoosick Falls, Broward	1
Indian Rock Beach, Palm Beach	1
Interlachen, Duval	1
Kure Beach, Monroe	1
Lakeland, Palm Beach	1
Gibsonston, Unknown	1
Gainesville, Okaloosa	1
Gainesville, Unknown	1
Greenbrier, Bay	1
Groveland, Orange	1
Hialeahgardens, Dade	1
Hiram, Leon	1
Longwood, Broward	1
Lucedale, St. Lucie	1
Macclenny, Duval	1
Mantua, Broward	1
Middletown, Osceola	1
Mayaguez, Dade	1
Monroe, Hillsborough	1
Missing, Gilchrist	1
North Laud, Unknown	1
Ocoee, Unknown	1
Odessa, Dade	1
Newberry, Levy	1
New Vernon, Palm Beach	1
White Plains, Broward	1
Whites Creek, Leon	1
Windermere, Volusia	1
Wtixrat, Dade	1
Ventura, Orange	1
Westlake Village, Unknown	1
Watersound, Bay	1
University Of Central Florida, Lee	1
Unk, Duval	1
Trenton, Dixie	1
Unknown, Unknown	1
Pembroke Pines, Orange	1
Pensacola, Sumter	1
Perth Amboy, Hillsborough	1
Puerto Rico, Unknown	1
Punta Gorda, Unknown	1
Randolph, Orange	1
Rivera Beach, Palm Beach	1
Port Orange, Brevard	1
Powell, Lee	1
Paducah, Manatee	1
Orlando, Jackson	1
Palmetto, Dixie	1
Palm Coast, Unknown	1
Oldsrav, Manatee	1
Saint Petersburg, Charlotte	1

COVID-19: characteristics of 1,834,708 Florida resident cases

Data through Feb 20, 2021 verified as of Feb 21, 2021 at 09:25 AM

Data in this report are provisional and subject to change.

The table below includes the cities and counties of residence for cases in Florida residents based on the patient's ZIP Code. Note that city is not always received as part of the initial notification and may be missing while the case is being investigated.

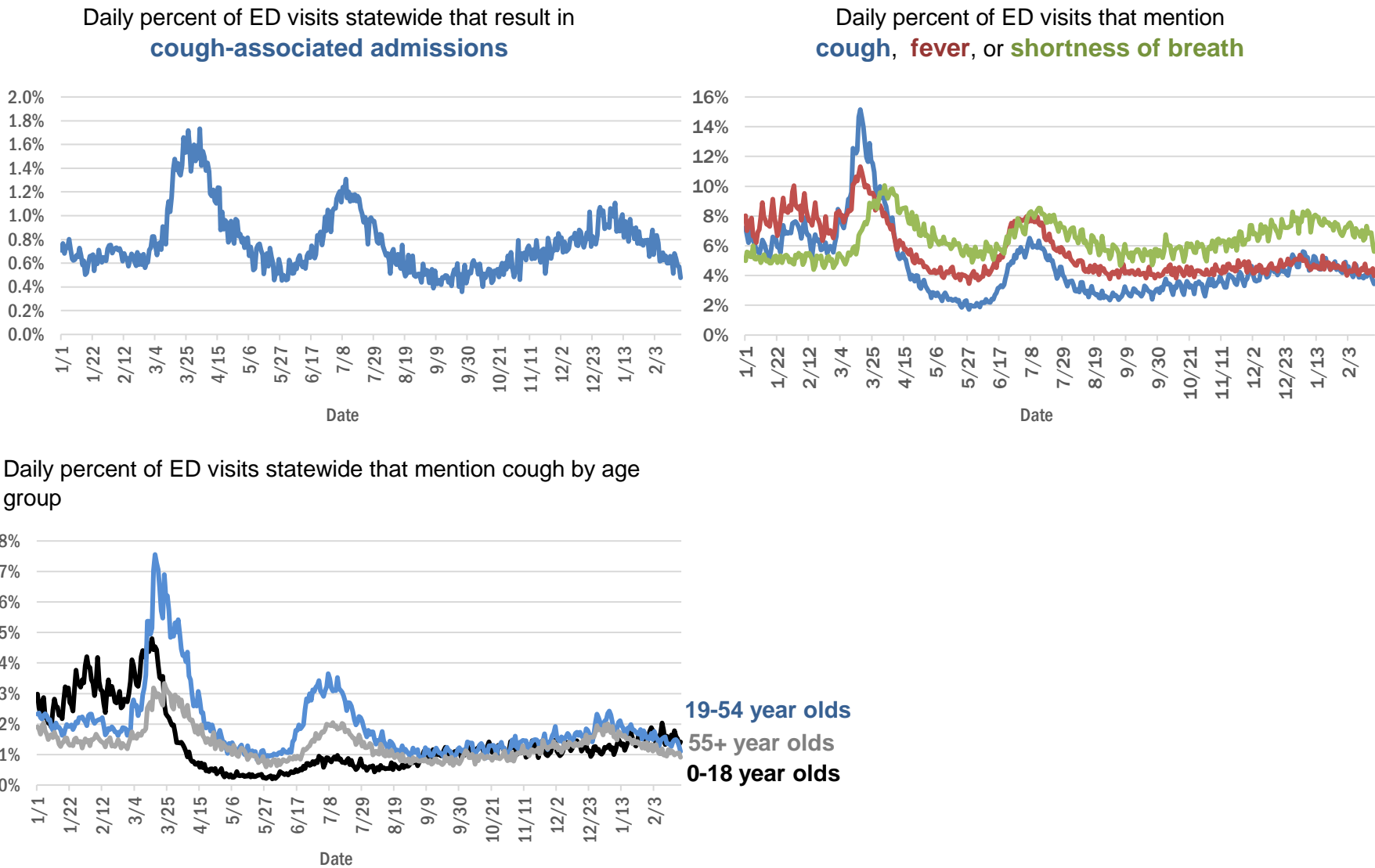
City and county	Cases
Saint Augustine, Flagler	1
Seffenner, Hillsborough	1
Seminole, Lee	1
Toms River, Lee	1
Tourist, Dade	1
Stratford, Broward	1
Sunrtise, Dade	1
Tallahassee, Gadsden	1
Tallahassee, Madison	1
Total	1,834,708

COVID-19: additional surveillance information

Data through Feb 20, 2021 verified as of Feb 21, 2021 at 09:25 AM

Data in this report are provisional and subject to change.

Statewide emergency department (ED) chief complaint and admission data



The Electronic Surveillance System for the Early Notification of Community-Based Epidemics (ESSENCE-FL) includes chief complaint data from 211 of 211 Florida EDs. Data are transmitted electronically to ESSENCE-FL daily or hourly.

COVID-19: testing by laboratory

Data through Feb 20, 2021 verified as of Feb 21, 2021 at 09:25 AM

Data in this report are provisional and subject to change.

The numbers in the table below represent the number of Florida and non-Florida residents for whom test results were received by the Department of Health. A person can be tested by more than one laboratory and can have both positive and negative results. **Therefore, the sum of the numbers in each column will be larger than the total number of people tested.**

Reporting lab	Inconclusive	Negative	Positive	Percent positive	Total
LABORATORY CORPORATION OF AMERICA	2,484	1,545,083	211,649	12%	1,759,216
CURATIVE LABS	13,629	1,434,204	216,574	13%	1,664,407
QUEST DIAGNOSTICS	11,479	1,322,852	195,698	13%	1,530,029
BIO REFERENCE LABORATORIES, INC	7,562	900,806	173,344	16%	1,081,712
HELIX	7,873	576,797	101,912	15%	686,582
REALTOX LABS LLC	6,184	573,843	94,245	14%	674,272
GENETWORX	661	390,605	32,958	8%	424,224
NOMI_HEALTH	2,163	364,625	53,077	13%	419,865
RCA LABORATORY SERVICES, LLC		361,755	38,806	10%	400,561
CDR MAGUIRE - HEALTH CARE CENTER		338,627	51,539	13%	390,166
EAST FLORIDA STATE COLLEGE - BREVARD☐		212,886	26,986	11%	239,872
IMPACT HEALTH BIOMETRIC TESTING, INC	1,020	209,987	24,506	10%	235,513
BPHL-JACKSONVILLE	18	173,752	30,734	15%	204,504
NOMI HEALTH LAB SERVICES		172,680	19,829	10%	192,509
PWNHEALTH	1,167	158,049	21,878	12%	181,094
CB SMITH PARK		150,116	18,794	11%	168,910
ADVENTHEALTH LAB	99	148,636	19,484	12%	168,219
MAKO GENOMICS	7,433	133,683	24,471	15%	165,587
FULGENT DIAGNOSTICS LABORATORY	2,909	134,996	14,962	10%	152,867
MAYO CLINIC LABORATORIES	331	134,734	17,199	11%	152,264
BPHL-MIAMI	225	128,636	21,791	14%	150,652
ELABNETWORK	1,059	137,171	11,703	8%	149,933
BAYCARE LABORATORIES LLC	566	123,714	10,959	8%	135,239
PALM BEACH BALLPARK		118,052	12,427	10%	130,479
MEMORIAL REGIONAL HOSPITAL SOUTH	25	107,965	22,258	17%	130,248
NORTHWEST LABORATORY	246	121,056	6,473	5%	127,775
ASCENSION SACRED HEART HOSPITAL - PENSACOLA	2	109,390	17,433	14%	126,825
ORLANDO HEALTH SYSTEM	680	108,800	11,471	9%	120,951
BIOCOLLECTIONS WORLDWIDE, INC	731	106,848	13,266	11%	120,845
ADVENT HEALTH LAB	112	101,260	13,956	12%	115,328
MEDICAL DIAGNOSTIC LABORATORIES	974	98,524	14,212	12%	113,710
UF HEALTH MEDICAL LAB	33	93,852	8,841	9%	102,726
BPHL-TAMPA (SPECTRUM BLVD)	45	86,347	16,004	16%	102,396
AKESOGEN		85,652	16,602	16%	102,254
TESTING MATTERS INC	525	86,048	14,547	14%	101,120
KORVALABS, INC	1,285	91,449	4,698	5%	97,432
TAMPA GENERAL HOSPITAL	4	86,896	8,402	9%	95,302
DIATHERIX LABORATORIES (VRL EUROFINs)		81,221	12,199	13%	93,420
SUNPATH MEDICAL DIAGNOSTICS LABORATORY	805	76,843	11,867	13%	89,515
AEGIS SCIENCES CORPORATION	752	70,067	12,710	15%	83,529
BAPTIST HEALTH SOUTH FLORIDA	345	71,310	11,218	14%	82,873
ASCENSION ST VINCENT'S - RIVERSIDE	1	66,588	9,790	13%	76,379
JACKSON MEMORIAL HOSPITAL CLINICAL LAB	79	58,725	10,936	16%	69,740
SOUTH MIAMI HOSPITAL LAB	416	59,945	8,726	13%	69,087
LAKELAND REGIONAL MEDICAL CENTER	129	60,732	8,143	12%	69,004
AMERICAN HEALTH ASSOCIATES	9	57,858	5,101	8%	62,968
UF HEALTH SHANDS HOSPITAL	456	57,446	4,324	7%	62,226

COVID-19: testing by laboratory

Data through Feb 20, 2021 verified as of Feb 21, 2021 at 09:25 AM

Data in this report are provisional and subject to change.

The numbers in the table below represent the number of Florida and non-Florida residents for whom test results were received by the Department of Health. A person can be tested by more than one laboratory and can have both positive and negative results. **Therefore, the sum of the numbers in each column will be larger than the total number of people tested.**

Reporting lab	Inconclusive	Negative	Positive	Percent positive	Total
INGENIOUS PERSONALIZED MEDICINE	188	47,374	9,895	17%	57,457
AIT LABORATORIES		51,082	6,217	11%	57,299
ARUP LABORATORIES	16	50,059	2,922	6%	52,997
APPLIED INGENUITY DIAGNOSTICS LLC		47,797	2,156	4%	49,953
BAPTIST HEALTH - JACKSONVILLE	4	45,362	3,786	8%	49,152
GENESIS REFERENCE LABORATORIES		42,978	4,890	10%	47,868
TALLAHASSEE MEMORIAL HOSPITAL	234	42,021	5,331	11%	47,586
VIRACOR EUROFINIS		35,476	9,811	22%	45,287
SARASOTA MEMORIAL HOSPITAL MAIN LAB	12	39,131	3,515	8%	42,658
BROWARD GENERAL MEDICAL CENTER-CLINICAL LAB	2	37,064	4,054	10%	41,120
MILLENNIUM PHYSICIAN GROUP	17	33,395	6,478	16%	39,890
ADVENTIST HEALTH SYSTEMS SUNBELT INC DBA		35,742	4,125	10%	39,867
NICKLAUS CHILDREN'S HOSPITAL	66	34,754	4,885	12%	39,705
FLORIDA HOSPITAL - TAMPA	37	36,384	3,156	8%	39,577
LEE HEALTH - CAPE CORAL HOSPITAL	3	32,659	5,414	14%	38,076
UNIVERSITY OF MIAMI HOSPITAL	124	33,691	3,527	9%	37,342
ORANGE COUNTY CONVENTION CENTER		33,330	3,696	10%	37,026
DWIC OF TAMPA BAY INC		32,328	3,914	11%	36,242
UF HEALTH JACKSONVILLE	48	31,898	3,788	11%	35,734
MIAMI DADE COUNTY☐		32,093	3,528	10%	35,621
ECCO LAB GROUP CO	498	29,590	4,559	13%	34,647
WALGREENS	34	29,110	5,385	16%	34,529
MINUTECLINIC LLC		29,061	5,242	15%	34,303
MEDFAST URGENT CARE CENTERS, LLC	19	27,504	4,186	13%	31,709
NORTH FLORIDA REGIONAL MEDICAL CENTER		26,944	3,316	11%	30,260
MOUNT SINAI MEDICAL CENTER	10	26,695	2,931	10%	29,636
ST JOSEPHS HOSPITAL LABORATORY	23	26,050	3,443	12%	29,516
JUPITER MEDICAL CENTER LAB	78	26,505	2,574	9%	29,157
BRANDON REGIONAL HOSPITAL		25,650	3,399	12%	29,049
STS LAB 2 LLC	6	26,852	1,357	5%	28,215
INTEGRATED REGIONAL LABORATORIES LLP	1	23,705	3,831	14%	27,537
JFK MEDICAL CENTER LAB	1	23,277	3,034	12%	26,312
PALMETTO GENERAL HOSPITAL LAB	3	21,707	4,472	17%	26,182
WATSON CLINIC LLP		20,699	4,850	19%	25,549
GENESIS MEDICAL LABORATORY	342	20,877	4,053	16%	25,272
NIGHT LITE PEDIATRIC CENTER LLC		22,336	2,553	10%	24,889
HOLY CROSS HOSPITAL CLINICAL LAB	1	22,200	2,084	9%	24,285
MALABAR MEDICAL WALK IN CLINIC	1	20,173	4,020	17%	24,194
HEALTHLINK DIAGNOSTIC LABORATORIES	282	21,411	2,310	10%	24,003
ACCESS DX LABORATORY	218	21,665	2,070	9%	23,953
AVENTUS BIO LABS	16	20,266	3,050	13%	23,332
MORTON PLANT HOSPITAL-ADLER INSTITUTE	26	20,021	2,383	11%	22,430
PANCARE OF FLORIDA INC		19,802	2,394	11%	22,196
STATLAB_MOBILE	1	20,054	2,032	9%	22,087

COVID-19: testing by laboratory

Data through Feb 20, 2021 verified as of Feb 21, 2021 at 09:25 AM

Data in this report are provisional and subject to change.

The numbers in the table below represent the number of Florida and non-Florida residents for whom test results were received by the Department of Health. A person can be tested by more than one laboratory and can have both positive and negative results. **Therefore, the sum of the numbers in each column will be larger than the total number of people tested.**

Reporting lab	Inconclusive	Negative	Positive	Percent positive	Total
LAB DIAGNOSTICS LLC	390	15,841	5,311	25%	21,542
NAPLES COMMUNITY HOSPITAL	72	19,372	2,011	9%	21,455
DRS CLACK SPENCER WHITE & MCCORMACK PA D/B/A		18,992	1,956	9%	20,948
ADVENT HEALTH - DAYTONA BEACH	32	18,890	1,669	8%	20,591
EXACT SCIENCES LABORATORIES		18,177	2,306	11%	20,483
SAINT MARY'S MEDICAL CENTER	24	18,128	2,139	11%	20,291
PATIENTS FIRST LAKE ELLA MEDICAL CENTER PA		17,058	3,190	16%	20,248
INFINITY BIOLOGIX LLC	54	18,735	818	4%	19,607
UNITED CLINICAL LABORATORY LLC	2	16,968	2,248	12%	19,218
CLEVELAND CLINIC HOSPITAL LAB	4	16,353	2,184	12%	18,541
BAYFRONT HEALTH - ST PETERSBURG	17	15,609	2,338	13%	17,964
CLEVELAND CLINIC TRADITION HOSPITAL		16,472	1,224	7%	17,696
OSCEOLA REGIONAL MEDICAL CENTER	1	15,231	2,209	13%	17,441
HEALTH CENTER AT SINAI RESIDENCES		16,930	506	3%	17,436
LEESBURG REGIONAL MEDICAL CENTER		15,207	2,120	12%	17,327
BIOCERNA LABS	461	14,582	2,112	12%	17,155
HOMESTEAD HOSPITAL CLINICAL LABORATORY	27	13,706	2,956	18%	16,689
MEMORIAL HOSPITAL JACKSONVILLE	8	13,834	2,680	16%	16,522
WELLINGTON REGIONAL MED CTR LAB	6	14,468	1,795	11%	16,269
NORTHWEST MEDICAL CENTER	1	13,749	1,950	12%	15,700
CLARITY LAB SOLUTIONS	88	13,800	1,728	11%	15,616
INDIAN RIVER PATHOLOGY LLC		14,374	1,223	8%	15,597
ORANGE PARK MEDICAL CENTER	9	13,012	2,570	16%	15,591
ACCESS MEDICAL LABORATORIES	4	7,952	7,421	48%	15,377
BETHESDA HOSPITAL EAST		13,645	1,407	9%	15,052
VISTA CLINICAL DIAGNOSTICS	481	12,848	1,681	11%	15,010
OAK HILL HOSPITAL		13,282	1,693	11%	14,975
DELRAY MEDICAL CENTER LAB	3	13,406	1,566	10%	14,975
WEST KENDALL BAPTIST HOSPITAL	12	11,838	2,797	19%	14,647
LAWNWOOD REGIONAL MEDICAL CENTER	1	12,523	2,033	14%	14,557
INDIAN RIVER MEDICAL CENTER LAB		13,669	852	6%	14,521
PRIVA PATH LABS	75	13,501	915	6%	14,491
MEMORIAL REGIONAL HOSPITAL CLINICAL LABORATORY	10	13,444	927	6%	14,381
BAPTIST HEALTHCARE - BAPTIST HOSPITAL	5	11,187	3,055	21%	14,247
LEE HEALTH - LEE MEMORIAL HOSPITAL		10,565	3,538	25%	14,103
BAPTIST HEALTH - SOUTH		12,917	1,162	8%	14,079
UHEALTH CORAL GABLES/LENNAR MED CTR	31	13,022	885	6%	13,938
LARGO MEDICAL CENTER		12,344	1,571	11%	13,915
WINTER HAVEN HOSPITAL CLINICAL LABORATORY	4	11,653	2,141	16%	13,798
FULGENT DIAGNOSTICS	155	12,680	870	6%	13,705
THE HEALTHCARE DISTRICT OF PALM BEACH COUNTY	44	11,900	1,734	13%	13,678
NONA SCIENTIFIC	5	10,504	3,120	23%	13,629
ADVENTHEALTH CENTRA CARE LAKE BUENA VISTA		11,900	1,525	11%	13,425
WEST FLORIDA HOSPITAL LAB	1	10,427	2,915	22%	13,343
CARDIOPATH	84	11,457	1,672	13%	13,213

COVID-19: testing by laboratory

Data through Feb 20, 2021 verified as of Feb 21, 2021 at 09:25 AM

Data in this report are provisional and subject to change.

The numbers in the table below represent the number of Florida and non-Florida residents for whom test results were received by the Department of Health. A person can be tested by more than one laboratory and can have both positive and negative results. **Therefore, the sum of the numbers in each column will be larger than the total number of people tested.**

Reporting lab	Inconclusive	Negative	Positive	Percent positive	Total
MEDICAL CENTER OF TRINITY CLINICAL LABORATORY	2	11,531	1,371	11%	12,904
PALMS WEST HOSPITAL LAB	2	10,990	1,811	14%	12,803
GOOD SAMARITAN MEDICAL CENTER LAB	2	11,066	1,658	13%	12,726
WESTSIDE REGIONAL MED CTR	2	10,813	1,857	15%	12,672
MERCY HOSPITAL A CAMPUS OF PLANTATION GEN HOSP LAB	1	10,453	1,970	16%	12,424
ST ANTHONY'S HOSPITAL LAB	30	10,891	1,487	12%	12,408
MOLECULAR INFECTIOUS DISEASES	401	11,477	401	3%	12,279
NEMOURS CHILDRENS HOSPITAL	1	11,574	691	6%	12,266
GULF COAST MEDICAL CENTER MICROLAB		9,546	2,659	22%	12,205
REGIONAL MEDICAL CENTER BAYONET POINT	2	11,179	990	8%	12,171
LAKE CITY HM		11,147	988	8%	12,135
THE VILLAGES REGIONAL HOSPITAL		10,719	1,234	10%	11,953
FLORIDA HOSPITAL WATERMAN LABORATORY	70	10,997	862	7%	11,929
BINAXNOW	9	9,072	2,819	24%	11,900
PWN HEALTH	17	9,687	2,072	18%	11,776
ST MARKS HOSPITAL LABORATORY B	78	10,627	1,002	9%	11,707
CAPITAL REGIONAL MEDICAL CTR		9,340	2,307	20%	11,647
AVENTURA HOSPITAL LAB		9,310	2,194	19%	11,504
GENOVA DIAGNOSTICS LABORATORY	61	10,421	1,013	9%	11,495
CORAL GABLES HOSPITAL CLINICAL LABORATORY		9,662	1,816	16%	11,478
HALIFAX MEDICAL CENTER LAB	37	9,719	1,701	15%	11,457
ST JOSEPHS HOSPITAL	18	9,899	1,500	13%	11,417
FLORIDA LABORATORY ANALYSIS		9,840	1,456	13%	11,296
WEST BOCA MEDICAL CENTER LAB		10,415	843	7%	11,258
BLAKE MEDICAL CENTER		9,815	1,411	13%	11,226
COAST DIAGNOSTICS LLC	45	9,852	1,194	11%	11,091
BAPTIST HEALTH SOUTH FLORIDA - WEST KENDALL URGENT CARE		9,299	1,785	16%	11,084
LEE HEALTH - HEALTH PARK MEDICAL CENTER		9,271	1,797	16%	11,068
MANATEE MEMORIAL HOSPITAL		10,098	961	9%	11,059
LARKIN COMMUNITY HOSPITAL	10	9,523	1,450	13%	10,983
PATHNOSTICS	41	8,585	2,335	21%	10,961
PALM BEACH GARDENS MEDICAL CTR LAB		9,782	1,077	10%	10,859
MEASE COUNTRYSIDE LAB	14	9,562	1,173	11%	10,749
MEDRITE MEDICAL CARE, PC	5,057	5,156	515	5%	10,728
LARKIN COMMUNITY HOSPITAL INC DBA CARDIOTROPIC		6,820	3,621	35%	10,441
PRECISION HEALTH RESOURCES LLC		9,781	657	6%	10,438
LAKE CITY MEDICAL CENTER		8,230	2,151	21%	10,381
FLORIDA HOSPITAL HEARTLAND MED CTR CLINICAL LAB	33	8,884	1,346	13%	10,263
VIKOR SCIENTIFIC	46	8,368	1,761	17%	10,175
ADVENT HEALTH - WESLEY CHAPEL	14	9,063	956	10%	10,033
PLANTATION GENERAL HOSPITAL		8,368	1,546	16%	9,914
SRQ DRIVE THROUGH		8,944	905	9%	9,849
DOCTORS HOSPITAL	7	8,084	1,616	17%	9,707
AVECINA	17	8,927	698	7%	9,642
FLORIDA MEDICAL CENTER - A CAMPUS OF NORTH SHORE	2	8,468	1,167	12%	9,637
PALM BEACH BALL PARK		8,605	1,010	11%	9,615
LEON MEDICAL CENTERS LLC		7,553	2,058	21%	9,611

COVID-19: testing by laboratory

Data through Feb 20, 2021 verified as of Feb 21, 2021 at 09:25 AM

Data in this report are provisional and subject to change.

The numbers in the table below represent the number of Florida and non-Florida residents for whom test results were received by the Department of Health. A person can be tested by more than one laboratory and can have both positive and negative results. **Therefore, the sum of the numbers in each column will be larger than the total number of people tested.**

Reporting lab	Inconclusive	Negative	Positive	Percent positive	Total
NATIONWIDE LABORATORY SERVICES INC	330	7,970	1,269	13%	9,569
SARKIS CLINICAL TRIALS	25	8,305	1,231	13%	9,561
P4 CLINICAL, LLC	196	8,385	950	10%	9,531
AVECINA MEDICAL	4	6,202	3,304	35%	9,510
CENTRAL FLORIDA REGIONAL HOSPITAL		8,496	993	10%	9,489
LABSTAT LLC	3	9,014	434	5%	9,451
AMERICAN FAMILY CARE		5,223	4,222	45%	9,445
EXPRESS GENE MOLECULAR DIAGNOSTICS LABORATORY		8,036	1,378	15%	9,414
BOSTON HEART DIAGNOSTICS CORP		8,172	1,196	13%	9,368
NORTHSIDE HOSPITAL AND HEART INSTITUTE		8,399	966	10%	9,365
CORAL SPRINGS MED CTR		8,333	907	10%	9,240
FLORIDA HOSPITAL DELAND	10	7,912	1,158	13%	9,080
ADVENTHEALTH CENTRA CARE WATERFORD LAKES		7,491	1,489	17%	8,980
CERNERELR_BAYCARE	43	8,320	616	7%	8,979
NCF DIAGNOSTICS & DNA TECHNOLOGIES LAB	153	8,261	481	5%	8,895
INFORM DIAGNOSTICS, INC		8,301	494	6%	8,795
BAPTIST HEALTH SOUTH FLORIDA - COUNTRY WALK URGENT CARE		7,125	1,500	17%	8,625
CernerELR_Advent		7,409	1,187	14%	8,596
SYNERGY DIAGNOSTIC LABORATORY	93	7,570	912	11%	8,575
FLORIDA HOSPITAL FLAGLER	29	7,779	753	9%	8,561
LABS ASAP LLC		7,710	836	10%	8,546
OCALA REGIONAL MEDICAL CENTER		7,369	1,135	13%	8,504
WEST PALM HOSPITAL LAB		7,778	686	8%	8,464
BROWARD HEALTH NORTH CLINICAL LABORATORY		7,476	968	11%	8,444
NORTH SHORE MEDICAL CENTER		6,963	1,436	17%	8,399
AVECINA MEDICAL OAKLEAF	3	6,977	1,330	16%	8,310
FLORIDA HOSPITAL ZEPHYRHILLS	10	7,398	902	11%	8,310
MEDARBOR DIAGNOSTICS	1	7,203	1,102	13%	8,306
ADVENTHEALTH CENTRA CARE ST CLOUD	1	7,088	1,139	14%	8,228
CERNERELR_BAPTISTMIAMI	31	7,313	862	11%	8,206
LEE HEALTH - GULF COAST MEDICAL CENTER	2	6,517	1,686	21%	8,205
FLORIDA HOSPITAL OF CARROLLWOOD	23	6,975	1,141	14%	8,139
ALL CHILDREN'S HOSPITAL		7,507	553	7%	8,060
SOUTH BAY HOSPITAL CLINICAL LAB	1	7,015	851	11%	7,867
CLEVELAND CLINIC MARTIN SOUTH HOSPITAL	1	6,966	865	11%	7,832
SYNERGY LABORATORIES	7	6,747	1,039	13%	7,793
HEALTHQUEST ESOTERICS		6,277	1,344	18%	7,621
INFINITY BIOLOGIX LLC (GINKO BIOWORKS)	25	7,353	217	3%	7,595
KD MEDICAL CHOICE LLC	5	6,867	715	9%	7,587
BAPTIST HEALTH SOUTH FLORIDA - MIAMI LAKES URGENT CARE		5,954	1,626	21%	7,580
H LEE MOFFITT CANCER CENTER LABORATORY	1	7,365	214	3%	7,580
NCH NORTH NAPLES HOSPITAL LAB	15	6,733	830	11%	7,578
BAPTIST HEALTH - BEACHES		6,942	617	8%	7,559
MEMORIAL HOSPITAL WEST LABORATORY SERVICES	14	6,815	691	9%	7,520
POINCIANA MEDICAL CENTER		5,831	1,668	22%	7,499
BAYCARE COMMUNITY HEALTH		7,294	186	2%	7,480
SANTA ROSA MEDICAL CENTER		6,120	1,355	18%	7,475

COVID-19: testing by laboratory

Data through Feb 20, 2021 verified as of Feb 21, 2021 at 09:25 AM

Data in this report are provisional and subject to change.

The numbers in the table below represent the number of Florida and non-Florida residents for whom test results were received by the Department of Health. A person can be tested by more than one laboratory and can have both positive and negative results. **Therefore, the sum of the numbers in each column will be larger than the total number of people tested.**

Reporting lab	Inconclusive	Negative	Positive	Percent positive	Total
ISPM LABS, LLC DBA CAPSTONE DIAGNOSTICS, LLC		7,075	378	5%	7,453
ANNE BATES LEACH EYE HOSPITAL/ ABLEH MICROBIOLOGY LABORATORY	7	7,129	104	1%	7,240
WEST MARION COMMUINITY HOSPITAL LAB		6,002	1,236	17%	7,238
MEMORIAL HOSPITAL MICRO		6,730	495	7%	7,225
CLEVELAND CLINIC MARTIN NORTH HOSPITAL		6,360	830	12%	7,190
ARCPPOINT LABS OF FORT MYERS	4	6,208	876	12%	7,088
MORTON PLANT-MEASE	5	6,376	659	9%	7,040
GENE BY GENE, GENOMICS RESEARCH CENTER LAB	44	6,559	388	6%	6,991
ST LUCIE MEDICAL CENTER		5,628	1,358	19%	6,986
LAKEWOOD RANCH MEDICAL CENTER		6,410	558	8%	6,968
FLORIDA HOSPITAL FISH MEMORIAL	19	5,858	1,021	15%	6,898
LUMINUS DIAGNOSTICS		6,267	553	8%	6,820
ADVENTHEALTH CENTRA CARE CLERMONT		5,831	976	14%	6,807
ADVENTHEALTH CENTRA CARE UNIVERSITY	1	5,986	766	11%	6,753
BAPTIST HEALTH SOUTH FLORIDA - WESTCHESTER URGENT CARE		5,483	1,193	18%	6,676
ADVENTHEALTH CENTRA CARE WINTER GARDEN	1	5,918	727	11%	6,646
ADVENTHEALTH CENTRA CARE WINTER PARK		5,981	652	10%	6,633
VISTA CLINICAL	8	3,861	2,710	41%	6,579
FLORIDA HOSPITAL OCALA		5,636	869	13%	6,505
MEDEXPRESS URGENT CARE	2	4,419	2,076	32%	6,497
AVERO DIAGNOSTICS - IRVING	11	6,022	460	7%	6,493
HIALEAH HOSPITAL	4	4,985	1,430	22%	6,419
BAPTIST HEALTH SOUTH FLORIDA - DORAL URGENT CARE		5,079	1,270	20%	6,349
ADVENTHEALTH CENTRA CARE LAKELAND	1	5,488	834	13%	6,323
ADVENTHEALTH CENTRA CARE DR PHILLIPS		5,704	577	9%	6,281
UNKNOWN	3	3,308	2,923	47%	6,234
OVIEDO MEDICAL CENTER		5,530	631	10%	6,161
ADVENTHEALTH CENTRA CARE LEE ROAD		5,521	623	10%	6,144
HOLIDAY CVS LLC		5,854	275	4%	6,129
ST JOSEPHS NORTH HOSPITAL LAB	7	5,230	850	14%	6,087
BAPTIST HEALTH - NASSAU		5,735	336	6%	6,071
INDIAN RIVER MEDICAL CENTER		5,165	829	14%	5,994
IMPERIAL POINT MEDICAL CENTER		5,479	514	9%	5,993
ATLANTIS URGENT CARE	1	4,379	1,535	26%	5,915
ADVENTHEALTH CENTRA CARE HUNTERS CREEK	3	5,050	812	14%	5,865
BAYFRONT HEALTH - VENICE REGIONAL MEDICAL	1	5,338	505	9%	5,844
BAYFRONT HEALTH - PORT CHARLOTTE		5,360	480	8%	5,840
ST PETERSBURG GENERAL HOSPITAL		4,885	900	16%	5,785
FORT WALTON BEACH MEDICAL CENTER		4,913	858	15%	5,771
EMERALD COAST URGENT CARE		4,373	1,372	24%	5,745
ADVENTHEALTH CENTRA CARE SANFORD		5,061	651	11%	5,712
SOLARIS DIAGNOSTICS	10	5,134	563	10%	5,707
MEDEXPRESS URGENT CARE OF BOYNTON BEACH LLC		5,308	390	7%	5,698
NCH DOWNTOWN NAPLES HOSPITAL	13	5,089	567	10%	5,669
ADVENTHEALTH CENTRA CARE MOUNT DORA		4,736	916	16%	5,652
ADVENTHEALTH CENTRA CARE LAKE MARY	2	4,896	731	13%	5,629
COMMUNITY HEALTH CENTERS OF PINELLAS INC		4,449	1,160	21%	5,609

COVID-19: testing by laboratory

Data through Feb 20, 2021 verified as of Feb 21, 2021 at 09:25 AM

Data in this report are provisional and subject to change.

The numbers in the table below represent the number of Florida and non-Florida residents for whom test results were received by the Department of Health. A person can be tested by more than one laboratory and can have both positive and negative results. **Therefore, the sum of the numbers in each column will be larger than the total number of people tested.**

Reporting lab	Inconclusive	Negative	Positive	Percent positive	Total
ADVENTHEALTH CENTRA CARE KISSIMMEE		4,974	575	10%	5,549
BAPTIST HEALTH SOUTH FLORIDA - PEMBROKE PINES URGENT CARE		4,578	908	17%	5,486
CLINICAL REFERENCE LABORATORY	2	5,211	270	5%	5,483
ADVENTHEALTH CENTRA CARE APOPKA	1	4,705	759	14%	5,465
FLORIDA HOSPITAL NORTH PINELLAS	11	4,974	444	8%	5,429
TROPICANA FIELD - LOT 2	19	4,916	486	9%	5,421
SUNCOAST PATHOLOGY ASSOCIATES		4,920	456	8%	5,376
SUNRISE MEDICAL LABORATORIES	2	4,983	367	7%	5,352
SOUTH FLORIDA BAPTIST HOSPITAL MICRO	4	4,474	865	16%	5,343
MEDEXPRESS URGENT CARE HUDSON		4,620	721	13%	5,341
ADVENTIST HEALTH SYSTEMS, SUNBELT INC		4,669	647	12%	5,316
EMPIRE CITY LABORATORIES INC	58	4,509	748	14%	5,315
MARTIN HOSPITAL SOUTH LAB		4,966	288	5%	5,254
NCH NORTH NAPLES HOSPITAL	6	4,582	614	12%	5,202
PARAMOUNT URGENT CARE		2,627	2,565	49%	5,192
ADVENTHEALTH CENTRA CARE ALTAMONTE		4,518	635	12%	5,153
DOCTORS URGENT CARE LLC	1	4,153	942	18%	5,096
TRINITY SPRINGS		4,357	729	14%	5,086
ANGEL KIDS PEDIATRICS		4,761	303	6%	5,064
PUTNAM COMMUNITY MEDICAL CENTER		4,370	669	13%	5,039
BAPTIST HEALTH SOUTH FLORIDA - CORAL SPRINGS URGENT CARE		4,333	699	14%	5,032
NORTHWEST FLORIDA COMMUNITY HOSPITAL	31	3,613	1,372	27%	5,016
MEDICAL DNA LABS LLC	3	4,564	442	9%	5,009
MICROGEN DX	4	4,265	674	14%	4,943
ADVENTHEALTH CENTRA CARE AZALEA PARK		4,229	710	14%	4,939
EGLIN AIR FORCE BASE	13	3,453	1,450	29%	4,916
ACUTIS DIAGNOSTICS	17	3,926	968	20%	4,911
PRO CLINIC		3,826	1,018	21%	4,844
AHCC WESLEY CHAPEL		4,273	509	11%	4,782
UNIVERSITY HOSPITAL AND MEDICAL CENTER		3,628	1,132	24%	4,760
ADVENTHEALTH CENTRA CARE OVIEDO		4,087	661	14%	4,748
BAPTIST HEALTH - NORTH		3,675	1,037	22%	4,712
URGENT CARE CURE	2	4,006	671	14%	4,679
DOCTORS URGENT CARE OF LUTZ LLC	1	3,734	921	20%	4,656
ADVENTHEALTH EXPRESS CARE		3,777	874	19%	4,651
ESCAMBIA COMMUNITY CLINICS INC	8	3,450	1,180	25%	4,638
COASTAL MED URGENT CARE		3,162	1,463	32%	4,625
NIGHT LITE PEDIATRICS	4	3,341	1,250	27%	4,595
PALMS OF PASADENA HOSPITAL		4,048	504	11%	4,552
FLORIDA FAMILY LABORATORY, INC DBA	33	4,101	388	9%	4,522
BAPTIST HEALTH SOUTH FLORIDA - TAMiami TRAIL URGENT CARE		3,630	889	20%	4,519
ADVENTHEALTH CENTRA CARE SOUTH ORANGE		3,856	643	14%	4,499
MOFFITT CANCER CENTER	6	4,396	95	2%	4,497
MEDEXPRESS URGENT CARE - ESTERO		4,032	460	10%	4,492
ADVENTHEALTH CENTRA CARE LONGWOOD		3,967	524	12%	4,491
ADVENTHEALTH CENTRA CARE ORANGE LAKE		3,954	509	11%	4,463
ADVENT HEALTH - HEART OF FLORIDA ER	1	3,811	641	14%	4,453

COVID-19: testing by laboratory

Data through Feb 20, 2021 verified as of Feb 21, 2021 at 09:25 AM

Data in this report are provisional and subject to change.

The numbers in the table below represent the number of Florida and non-Florida residents for whom test results were received by the Department of Health. A person can be tested by more than one laboratory and can have both positive and negative results. **Therefore, the sum of the numbers in each column will be larger than the total number of people tested.**

Reporting lab	Inconclusive	Negative	Positive	Percent positive	Total
THE CENTER FOR URGENT CARE	3	3,700	745	17%	4,448
MINUTECLINIC		3,811	615	14%	4,426
URGENT CARE OF THE PALM BEACHES		3,632	794	18%	4,426
BAPTIST HEALTH SOUTH FLORIDA - CORAL GABLES (UNIVERSITY) URGENT CARE		3,809	602	14%	4,411
DOCTORS HOSPITAL OF SARASOTA CLINICAL LABORATORY		3,836	575	13%	4,411
MINUTECLINIC LLC #3703		3,679	729	17%	4,408
WESTCHESTER HOSPITAL	23	3,535	845	19%	4,403
ADVENTHEALTH CENTRA CARE PORT ORANGE		3,684	719	16%	4,403
LEE HEALTH CONVENIENT CARE - PAGE FIELD		3,832	562	13%	4,394
BAPTIST HEALTH SOUTH FLORIDA - KENDALE LAKES URGENT CARE		3,522	862	20%	4,384
MEDEXPRESS URGENT CARE - ROYAL PALM BEACH		3,924	442	10%	4,366
HEALTH FIRST ADVENTHEALTH CENTRA CARE GATEWAY	1	3,885	428	10%	4,314
PEDIATRIC HEALTH CARE ALLIANCE PA		3,953	361	8%	4,314
RAULERSON HOSPITAL		3,543	758	18%	4,301
HEALTH FIRST ADVENTHEALTH CENTRA CARE TITUSVILLE		3,838	461	11%	4,299
BAPTIST HEALTH SOUTH FLORIDA - PINECREST URGENT CARE		3,690	582	14%	4,272
MEASE DUNEDIN HOSPITAL	5	3,836	426	10%	4,267
ADVENTHEALTH CENTRA CARE SAND LAKE		3,831	434	10%	4,265
MEDEXPRESS URGENT CARE PALM BEACH GARDENS		3,887	347	8%	4,234
QDX PATHOLOGY SERVICES	2	3,875	340	8%	4,217
MEDEXPRESS URGENT CARE - GOLDEN GATE		3,769	444	11%	4,213
ADVENTHEALTH CENTRA CARE LEESBURG		3,411	798	19%	4,209
BAPTIST HEALTH SOUTH FLORIDA - CORAL GABLES URGENT CARE		3,496	696	17%	4,192
FLORIDA COMMUNITY HEALTH CENTER		3,278	907	22%	4,185
TALLAHASSEE PRIMARY CARE ASSOCIATES		3,648	537	13%	4,185
BAPTIST HEALTH SOUTH FLORIDA - PALMETTO BAY URGENT CARE		3,412	649	16%	4,061
NIGHT LITE PEDIATRICS URGENT CARE	1	3,414	638	16%	4,053
LABORATORY OF FLORIDA LLC	40	3,690	295	7%	4,025
PHYSICIANS REGIONAL MEDICAL CENTER - PINE RIDGE RD	1	3,265	732	18%	3,998
PALMS MEDICAL GROUP	5	2,787	1,190	30%	3,982
BETHESDA HOSPITAL WEST		3,562	407	10%	3,969
US BIOTEK LABORATORIES	14	3,554	362	9%	3,930
BAYFRONT HEALTH - SEVEN RIVERS		3,582	347	9%	3,929
PARAMOUNT URGENT CARE - WINDERMERE		2,530	1,398	36%	3,928
GENESIS DIAGNOSTICS		3,686	240	6%	3,926
ASCENSION SACRED HEART - EMERALD COAST		3,226	686	18%	3,912
MEDEXPRESS URGENT CARE - LAKELAND		3,420	451	12%	3,871
BAYA PHARMACY & URGENT CARE		2,814	1,045	27%	3,859
MEDCOMP SCIENCES LLC	66	2,025	1,748	46%	3,839
PREMIER URGENT CARE OF BREVARD LLC	3	3,338	486	13%	3,827
TWIN CITIES HOSPITAL	1	3,333	483	13%	3,817
MEMORIAL HOSPITAL- MIRAMAR	12	3,485	294	8%	3,791
ADVENTHEALTH CENTRA CARE		3,297	400	11%	3,697
DOCTORS TEST CENTERS		3,251	424	12%	3,675
BAYFRONT HEALTH - BROOKSVILLE		3,191	436	12%	3,627
CLARITY LAB SOLUTIONS LLC		3,608	4	0%	3,612
ADVENTHEALTH PROMPT CARE	2	2,550	1,040	29%	3,592

COVID-19: testing by laboratory

Data through Feb 20, 2021 verified as of Feb 21, 2021 at 09:25 AM

Data in this report are provisional and subject to change.

The numbers in the table below represent the number of Florida and non-Florida residents for whom test results were received by the Department of Health. A person can be tested by more than one laboratory and can have both positive and negative results. **Therefore, the sum of the numbers in each column will be larger than the total number of people tested.**

Reporting lab	Inconclusive	Negative	Positive	Percent positive	Total
ADVENTHEALTH CENTRA CARE COLONIAL TOWN	2	3,175	384	11%	3,561
SPORTS DRUG TESTING LABORATORY	57	3,353	113	3%	3,523
SIPARADIGM LLC	39	3,244	238	7%	3,521
DESOTO MEMORIAL HOSPITAL	3	2,882	629	18%	3,514
ACCU REFERENCE MEDICAL LAB	9	2,753	751	21%	3,513
BAPTIST HEALTH SOUTH FLORIDA - DAVIE URGENT CARE		2,896	602	17%	3,498
VENTURE MEDICAL OF FLORIDA LLC		3,227	255	7%	3,482
ENGLEWOOD COMMUNITY HOSPITAL		3,133	328	9%	3,461
LAKESIDE MEDICAL CENTER		2,680	752	22%	3,432
BAYFRONT HEALTH - PUNTA GORDA		3,138	248	7%	3,386
MIDWAY SPECIALTY CARE CENTER DIAGNOSTICS	38	3,110	236	7%	3,384
MINUTECLINIC LLC		2,874	492	15%	3,366
MINUTECLINIC LLC # 0709		2,838	487	15%	3,325
BAPTIST HEALTH SOUTH FLORIDA - WESTON URGENT CARE		2,917	394	12%	3,311
MINUTECLINIC LLC #1067		2,869	432	13%	3,301
AMELIA URGENT CARE		1,717	1,543	47%	3,260
MEDEXPRESS URGENT CARE CAPE CORAL		2,736	464	15%	3,200
BARTOW REGIONAL MEDICAL CENTER	1	2,676	508	16%	3,185
BAYFRONT HEALTH - SPRING HILL		2,870	282	9%	3,152
MINUTECLINIC LLC #8396		2,663	442	14%	3,105
HIGHLANDS REGIONAL MEDICAL CENTER		2,398	706	23%	3,104
HEALTH FIRST ADVENTHEALTH CENTRA CARE COCOA		2,811	292	9%	3,103
BAPTIST HEALTH URGENT CARE AT SAWGRASS		2,589	501	16%	3,090
ADVENTIST HEALTH SYSTEMS SUNBELT IN DBA		2,764	319	10%	3,083
PRECISION HEALTH SOLUTIONS		2,894	166	5%	3,060
BAPTIST HEALTH SOUTH FLORIDA - BRICKELL URGENT CARE		2,530	521	17%	3,051
PHARMCO RX	2	2,801	228	8%	3,031
HOLIDAY CVS LLC DBA CVS PHARMACY #5154		2,933	78	3%	3,011
WALGREEN CO	2	2,602	330	11%	2,934
VETERANS AFFAIRS MEDICAL CENTER - ORLANDO	1	1,343	1,569	54%	2,913
SELECT LABORATORIES - MARION COUNTY, FL LLC	5	2,601	295	10%	2,901
MEDEXPRESS URGENT CARE - DELAND		2,593	304	10%	2,897
STONE CLINICAL LABORATORIES		2,790	96	3%	2,886
MEDEXPRESS URGENT CARE LEHIGH ACRES		2,506	365	13%	2,871
WALGREENS ORLANDO	3	2,523	340	12%	2,866
BRASHEAR'S VITAL CARE CORP		2,241	611	21%	2,852
HEALTH FIRST ADVENTHEALTH CENTRA CARE MALABAR		2,542	289	10%	2,831
QUICK CARE MED PL	2	2,228	593	21%	2,823
MINUTECLINIC LLC #3631		2,380	436	15%	2,816
MEMORIAL HOSPITAL PEMBROKE	3	2,463	331	12%	2,797
ADVENTHEALTH CENTRA CARE KIDS LAKE MARY		2,565	207	7%	2,772
MC DIAGNOSTIC OF CONNECTICUT, PC #2220		2,359	407	15%	2,766
MINUTECLINIC LLC 5852		2,341	421	15%	2,762
BMCT Molecular Diagnostics Subsection		2,272	483	18%	2,755
ALTRU DIAGNOSTICS INC	2	2,588	156	6%	2,746
VERILY LIFE SCIENCES		2,709	24	1%	2,733
PRIMEHEALTH URGENT CARE INC		2,341	383	14%	2,724

COVID-19: testing by laboratory

Data through Feb 20, 2021 verified as of Feb 21, 2021 at 09:25 AM

Data in this report are provisional and subject to change.

The numbers in the table below represent the number of Florida and non-Florida residents for whom test results were received by the Department of Health. A person can be tested by more than one laboratory and can have both positive and negative results. **Therefore, the sum of the numbers in each column will be larger than the total number of people tested.**

Reporting lab	Inconclusive	Negative	Positive	Percent positive	Total
ADVENT HEALTH CENTRA CARE -WINTER PARK KIDS URGENT CARE	4	2,475	240	9%	2,719
CITRUS MEMORIAL HOSPITAL LABORATORY		2,248	446	17%	2,694
MINUTE CLINIC LLC		2,341	350	13%	2,691
ADVENT HEALTH - NEW SMYRNA		2,095	552	21%	2,647
MEDONE PLLC		1,990	647	25%	2,637
EMERALD COAST URGENT CARE, LLC	1	1,968	659	25%	2,628
MARINERS HOSPITAL		2,368	254	10%	2,622
NXGEN MDX LLC	4	2,324	288	11%	2,616
BAPTIST HEALTH - CLAY		2,236	373	14%	2,609
MINUTECLINIC LLC #3463		2,168	431	17%	2,599
BAPTIST HEALTH EMERGENCY CENTER COUNTRY WALK	1	2,185	413	16%	2,599
MINUTECLINIC LLC #5249		2,055	543	21%	2,598
HOLMES REG MED CENTER CLINICAL LAB		2,216	375	14%	2,591
ADVENT HEALTH - OCALA		2,124	447	17%	2,571
GESSLER CLINIC	2	1,697	853	33%	2,552
BAPTIST HEALTHCARE - GULF BREEZE HOSPITAL	3	2,093	441	17%	2,537
PARAMOUNT URGENT CARE - ORLANDO		1,667	864	34%	2,531
SCION LAB SERVICES LLC	23	2,315	188	7%	2,526
MINUTECLINIC LLC #5253		2,086	436	17%	2,522
ACCESS POINT HEALTHCARE URGENT & PRIMARY CARE	2	1,889	625	25%	2,516
MEDEXPRESS FORT MYERS		2,161	302	12%	2,463
EMERALD COAST URGENT CARE LLC		1,804	653	27%	2,457
PROHEALTH	3	970	1,483	60%	2,456
PARAMOUNT URGENT CARE INC		810	1,646	67%	2,456
BAPTIST HEALTH - OAKLEAF		2,013	430	18%	2,443
PARAMOUNT URGENT CARE - OVIEDO		1,657	770	32%	2,427
MEDEXPRESS URGENT CARE - VERO BEACH		2,109	315	13%	2,424
MINUTECLINIC LLC #4415		2,006	386	16%	2,392
CARENOW URGENT CARE		1,385	1,006	42%	2,391
COMMUNITY HEALTH NORTHWEST FLORIDA	4	1,835	548	23%	2,387
SACRED HEART HEALTH SYSTEM, INC	1	1,573	812	34%	2,386
MEDEXPRESS URGENT CARE CORAL SPRINGS		2,137	241	10%	2,378
BAPTIST HEALTH SOUTH FLORIDA - MIAMI BEACH URGENT CARE		2,005	341	15%	2,346
PHYSICIANS STAT LAB	3	1,066	1,261	54%	2,330
MINUTECLINIC LLC #5190		1,915	403	17%	2,318
MINUTECLINIC LLC #5854		1,941	367	16%	2,308
LEE HEALTH - COCONUT POINT CLINICAL LAB	2	1,872	433	19%	2,307
PHYSICIAN ASSOCIATES		2,068	237	10%	2,305
AMELIA EARHART		1,945	351	15%	2,296
MARION E FETHER MEDICAL CENTER, THE		2,106	189	8%	2,295
MEDEXPRESS URGENT CARE - CLEWISTON		1,892	368	16%	2,260
BLUE MED CONSULTANTS		2,164	90	4%	2,254
ADVENTHEALTH CENTRA CARE CONWAY		1,907	344	15%	2,251
PRIMEHEALTH URGENT CARE	1	1,865	360	16%	2,226
PHYSICIANS REGIONAL MEDICAL CENTER - COLLIER BLVD	1	1,526	695	31%	2,222
WELLINGTON REGIONAL MEDICAL CENTER		1,968	216	10%	2,184
LOWER KEYS MEDICAL CENTER		1,937	245	11%	2,182

COVID-19: testing by laboratory

Data through Feb 20, 2021 verified as of Feb 21, 2021 at 09:25 AM

Data in this report are provisional and subject to change.

The numbers in the table below represent the number of Florida and non-Florida residents for whom test results were received by the Department of Health. A person can be tested by more than one laboratory and can have both positive and negative results. **Therefore, the sum of the numbers in each column will be larger than the total number of people tested.**

Reporting lab	Inconclusive	Negative	Positive	Percent positive	Total
DONALD W ROBERTSON DO PA		1,666	484	23%	2,150
BAY MEDICAL CENTER SACRED HEART HEALTH SYSTEM		1,587	528	25%	2,115
FLORIDA MEDICAL CLINIC	3	998	1,106	52%	2,107
MINUTECLINIC LLC #7886		1,799	300	14%	2,099
MINUTECLINIC LLC #3662		1,782	310	15%	2,092
DYNIX DIAGNOSTIX		1,702	346	17%	2,048
ASSOCIATED PATHOLOGISTS, LLC	3	1,675	368	18%	2,046
TAMPA COMMUNITY HOSPITAL		1,723	313	15%	2,036
MINUTECLINIC LLC #5214		1,745	291	14%	2,036
MINUTECLINIC, LLC #4015		1,536	498	24%	2,034
DR G'S URGENT CARE		1,765	266	13%	2,031
AMELIA EXPRESS CARE LLC	10	1,722	294	15%	2,026
MEDEXPRESS URGENT CARE BOCA RATON		1,847	168	8%	2,015
MINUTECLINIC LLC #7887		1,775	223	11%	1,998
ASCENSION SACRED HEART - GULF		1,488	499	25%	1,987
MINUTECLINIC LLC #1771		1,660	318	16%	1,978
MINUTECLINIC LLC #4458		1,592	383	19%	1,975
MINUTECLINIC LLC # 0514		1,733	240	12%	1,973
PATIENTS FIRST - THOMASVILLE ROAD		1,728	231	12%	1,959
MINUTECLINIC LLC # 3930		1,668	286	15%	1,954
DOC SMILEY'S URGENT CARE		1,706	247	13%	1,953
FLOWERS HOSPITAL		1,759	188	10%	1,947
UNIVERSITY OF NORTH FLORIDA STUDENT HEALTH		1,871	63	3%	1,934
ADVENT HEALTH - DADE CITY		1,684	246	13%	1,930
MINUTECLINIC LLC #5069		1,582	341	18%	1,923
MINUTECLINIC LLC #1055		1,522	391	20%	1,913
MINUTECLINIC LLC #3814		1,592	313	16%	1,905
MINUTECLINIC LLC #3705		1,646	245	13%	1,891
MEDFAST URGENT CARE CENTERS LLC		564	1,324	70%	1,888
GENUS3		1,803	71	4%	1,874
INTELEX LABS, LLC		1,815	58	3%	1,873
MINUTECLINIC LLC #7225		1,605	258	14%	1,863
MINUTECLINIC LLC #3003		1,474	384	21%	1,858
MINUTECLINIC LLC # 3686		1,588	268	14%	1,856
MEDEXPRESS PORT CHARLOTTE		1,668	166	9%	1,834
PARRISH MEDICAL CENTER	1	1,597	232	13%	1,830
BOND URGENT CARE LLC		1,346	477	26%	1,823
MINUTECLINIC LLC #7973		1,568	246	14%	1,814
WHOLE FAMILY HEALTH CENTER INC		1,492	315	17%	1,807
MINUTECLINIC, LLC #3204		1,493	309	17%	1,802
CHARLES AIESI CONSULTING INC	8	1,580	209	12%	1,797
JACKSON HOSPITAL CLINICAL LABORATORY		1,514	273	15%	1,787
MINUTECLINIC LLC #3291		1,559	227	13%	1,786
AMERICAN RESEARCH LABS		1,553	220	12%	1,773
MINUTECLINIC LLC #7173		1,528	221	13%	1,749
EMERGENCY PHYSICIANS MEDICAL CENTER		733	1,012	58%	1,745
MINUTECLINIC LLC #3257		1,443	300	17%	1,743

COVID-19: testing by laboratory

Data through Feb 20, 2021 verified as of Feb 21, 2021 at 09:25 AM

Data in this report are provisional and subject to change.

The numbers in the table below represent the number of Florida and non-Florida residents for whom test results were received by the Department of Health. A person can be tested by more than one laboratory and can have both positive and negative results. **Therefore, the sum of the numbers in each column will be larger than the total number of people tested.**

Reporting lab	Inconclusive	Negative	Positive	Percent positive	Total
MINUTECLINIC, LLC (CLINIC 10699)		1,495	245	14%	1,740
MARTIN HEALTH SYSTEM - ST LUCIE WEST		1,569	167	10%	1,736
Community_Health		1,533	199	11%	1,732
NCH NORTHEAST	7	1,332	390	23%	1,729
AFC PHYSICIANS OF FLORIDA		1,276	446	26%	1,722
NCHMD INC		1,432	288	17%	1,720
MINUTECLINIC LLC # 7933		1,483	214	13%	1,697
JW PLASTIC SURGERY		1,449	244	14%	1,693
BARDMOOR LABORATORY	9	1,436	245	14%	1,690
IGENOMIX USA LLC	47	1,482	157	9%	1,686
LAKE WALES MEDICAL CENTER INC		1,449	224	13%	1,673
DOC SMILEYS URGENT CARE LLC		1,362	309	18%	1,671
SPARROW HEALTHCARE	2	1,411	250	15%	1,663
MINUTECLINIC, LLC #5817		1,362	301	18%	1,663
MINUTECLINIC LLC #3748		1,334	324	20%	1,658
NORTH SHORE LONG ISLAND JEWISH HEALTH	1	1,557	80	5%	1,638
MINUTECLINIC LLC #4024		1,396	238	15%	1,634
MINUTECLINIC LLC #5216		1,386	244	15%	1,630
PENSACOLA PEDIATRICS PA	1	1,465	162	10%	1,628
MEDIQUICK URGENT CARE CENTERS INC		1,143	483	30%	1,626
KEYS AHEC SCHOOL MEDICAL CLINIC	7	1,518	101	6%	1,626
MINI ER WATERFORD LAKES, THE		1,379	243	15%	1,622
MINUTECLINIC LLC #5924		1,363	258	16%	1,621
MINUTECLINIC LLC #4612		1,271	349	22%	1,620
MINUTECLINIC LLC #3654		1,323	287	18%	1,610
OPTEO LABORATORY		1,555	34	2%	1,589
MINUTECLINIC LLC #3285		1,369	213	13%	1,582
MINUTECLINIC LLC #3255		1,337	242	15%	1,579
ELLENTON URGENT CARE		1,344	234	15%	1,578
NEIGHBORHOOD MEDICAL CENTER INC	17	1,389	171	11%	1,577
MELBOURNE MEDICAL LABORATORY	2	1,365	202	13%	1,569
MINUTECLINIC LLC #3648		1,256	311	20%	1,567
LABTECH DIAGNOSTIC		1,282	281	18%	1,563
SHELL POINT NURSING PAVILION	1	1,492	70	4%	1,563
MINUTECLINIC LLC #3635		1,357	205	13%	1,562
CAREFAST+		868	693	44%	1,561
LABORATORY SPECIALISTS OF MICHIGAN		1,287	263	17%	1,550
JUPITER MEDICAL CENTER URGENT CARE		1,145	404	26%	1,549
GENESIS LABORATORY MANAGEMENT	12	1,306	225	15%	1,543
MINUTECLINIC LLC # 3579		1,319	218	14%	1,537
RIVER TOWN DIAGNOSTIC LLC		1,272	261	17%	1,533
ASSURANCE SCIENTIFIC LABORATORIES	1	1,249	282	18%	1,532
BAYFRONTVENICEREGIONAL		1,453	79	5%	1,532
MINUTECLINIC LLC #4201		1,315	186	12%	1,501
MINUTECLINIC LLC #1807		1,251	240	16%	1,491
MINUTECLINIC LLC #1821		1,329	156	11%	1,485
AFC PHYSICIANS OF FLORIDA PA		1,074	401	27%	1,475

COVID-19: testing by laboratory

Data through Feb 20, 2021 verified as of Feb 21, 2021 at 09:25 AM

Data in this report are provisional and subject to change.

The numbers in the table below represent the number of Florida and non-Florida residents for whom test results were received by the Department of Health. A person can be tested by more than one laboratory and can have both positive and negative results. **Therefore, the sum of the numbers in each column will be larger than the total number of people tested.**

Reporting lab	Inconclusive	Negative	Positive	Percent positive	Total
BAYFRONT HEALTH - CITRUS HILLS		1,249	206	14%	1,455
BAPTIST HEALTH SOUTH FLORIDA - COUNTRY WALK URGENT CARE EXPRESS		1,235	217	15%	1,452
ADVANCE MEDICAL OF NAPLES		326	1,124	78%	1,450
PHYSICIANS PRIMARY CARE	2	1,237	210	14%	1,449
BAPTIST HEALTH EMERGENCY CENTER AT WEST CORAL WAY		1,121	318	22%	1,439
HEALTH CARE DISTRICT OF PALM BEACH COUNTY	1	1,263	174	12%	1,438
UHEALTH DEERFIELD BEACH/UMSYLVESTER DEERFIELD BEACH LABORATORY	3	1,380	55	4%	1,438
BIOCERNA LLC	9	1,248	164	12%	1,421
PATIENTS CHOICE LABORATORIES		829	589	42%	1,418
ADVENTHEALTH CENTRA CARE WINTER HAVEN	1	773	626	45%	1,400
LITTLE PINE PEDIATRICS		1,135	259	19%	1,394
WHITE WILSON MEDICAL CENTER		165	1,216	88%	1,381
COASTAL LABORATORIES	1	1,095	284	21%	1,380
MINUTECLINIC LLC #476		1,165	200	15%	1,365
ASCENSION ST VINCENT'S - SOUTHSIDE		1,309	49	4%	1,358
ARCPOINT LABS		809	537	40%	1,346
BAPTIST HEALTH SOUTH FLORIDA - KEY BISCANE URGENT CARE EXPRESS		1,181	164	12%	1,345
OPTUM LABS LLC		1,176	157	12%	1,333
MEDEXPRESS URGENT CARE - JAX ATLANTIC BLVD		1,134	194	15%	1,328
MINUTECLINIC LLC #3637		1,022	301	23%	1,323
ED FRASER MEMORIAL HOSPITAL		1,078	242	18%	1,320
MINUTECLINIC LLC #8381		1,123	189	14%	1,312
JOHNS HOPKINS ALL CHILDREN'S HOSPITAL		1,227	84	6%	1,311
TEMPUS CLINICAL LABORATORY	10	1,155	145	11%	1,310
KETAMINE HEALTH CENTERS LLC		1,202	108	8%	1,310
AMELIA EXPRESS CARE		710	589	45%	1,299
BAPTIST HEALTHCARE - JAY HOSPITAL	1	932	356	28%	1,289
UNIVERSITY OF ALABAMA AT BIRMINGHAM		1,250	34	3%	1,284
MIAMI BEACH CONVENTION CENTER		1,228	55	4%	1,283
FLORIDA DEPARTMENT OF HEALTH IN POLK COUNTY	2	978	292	23%	1,272
PARAMOUNT URGENT CARE VILLAGES		912	360	28%	1,272
TREASURE COAST MEDICAL ASSOCIATES INC		747	522	41%	1,269
MINUTECLINIC LLC #1350		1,072	196	15%	1,268
SMA LAB	8	1,112	143	11%	1,263
PROJECT HEALTH, INC SUMTERVILLE	5	1,033	224	18%	1,262
NYU HOSPITALS CENTER CLINICAL LABORATORIES		1,214	40	3%	1,254
UHEALTH CLINIC AT WALGREENS		1,010	244	19%	1,254
PEDIATRIC HEALTH CARE ALLIANCE - NORTHDAL		1,140	111	9%	1,251
MINUTECLINIC LLC #3236		1,065	178	14%	1,243
MINUTECLINIC LLC #6007		1,052	183	15%	1,235
MINUTECLINIC, LLC #3245		978	256	21%	1,234
VAVA PARTNERS LLC		440	779	64%	1,219
TOM LEE COMMUNITY HEALTH CENTER		806	410	34%	1,216
CLINICORE		1,124	91	7%	1,215
HOLIDAY CVS LLC DBA CVSPHARMACY #5155		1,149	52	4%	1,201
MINUTECLINIC, LLC # 4469		1,013	183	15%	1,196
ACCESS MEDICAL LABS		746	448	38%	1,194

COVID-19: testing by laboratory

Data through Feb 20, 2021 verified as of Feb 21, 2021 at 09:25 AM

Data in this report are provisional and subject to change.

The numbers in the table below represent the number of Florida and non-Florida residents for whom test results were received by the Department of Health. A person can be tested by more than one laboratory and can have both positive and negative results. **Therefore, the sum of the numbers in each column will be larger than the total number of people tested.**

Reporting lab	Inconclusive	Negative	Positive	Percent positive	Total
PREMIER MEDICAL	1	1,097	94	8%	1,192
FIU-HEALTH AUXILIARY LABORATORY	6	1,104	80	7%	1,190
EXACT SCIENCES LABORATORIES, LLC		1,032	150	13%	1,182
GENOME LLC	2	1,088	91	8%	1,181
MINUTECLINIC LLC #1815		1,005	161	14%	1,166
OPTUMCARE FLORIDA LLC		902	239	21%	1,141
ST ANNES NURSING CENTER		1,115	25	2%	1,140
XPRESS URGENT CARE	4	964	166	15%	1,134
CAPSTONE HEALTHCARE		802	329	29%	1,131
STAGEZERO LIFE SCIENCES INC	3	1,028	99	9%	1,130
EPN URGENT CARE NAPLES	2	773	352	31%	1,127
NORTH FLORIDA PEDIATRICS-TALLAHASSEE	1	1,026	98	9%	1,125
VERITAS GENETICS	61	942	119	11%	1,122
SOLARIS HEALTHCARE PALATKA		1,015	101	9%	1,116
ADVANCED MEDICAL OF NAPLES LLC		981	129	12%	1,110
CAREMED CLINIC LLC	1	850	257	23%	1,108
LAB24 INC	3	436	667	60%	1,106
XYZ LABORATORY	8	942	146	13%	1,096
ADVANCED DIAGNOSTIC LABORATORY		1,027	47	4%	1,074
MINUTECLINIC LLC #5157		904	162	15%	1,066
PARAMOUNT URGENT CARE - CLERMONT		686	377	35%	1,063
PROFESSIONAL HEALTH EXAMINERS DBA PROHEALTH	1	857	204	19%	1,062
FIRST QUALITY LABORATORY		991	70	7%	1,061
RAINBOW RIVER MEDICAL LABORATORY		977	83	8%	1,060
EUROFINS NTD, LLC		1,016	44	4%	1,060
PALM BAY HOSPITAL CLINICAL LABORATORY		732	327	31%	1,059
COASTAL PEDIATRIC GROUP		914	143	14%	1,057
PALM HARBOR PHARMACY		909	142	14%	1,051
NAPLES URGENT CARE	1	663	383	37%	1,047
STEWART REFERENCE LABORATORY	1	595	442	43%	1,038
ER QUICKCARE PL		879	155	15%	1,034
PROHEALTH MEDICAL CLINIC		437	596	58%	1,033
READY RESPONDERS FLORIDA, PLLC		888	144	14%	1,032
HENDRY REGIONAL MEDICAL CENTER CLINICAL LABORATORY		794	238	23%	1,032
PATIENTS FIRST LAKE ELLA MEDICAL CENTER		885	127	13%	1,012
MINUTECLINIC LLC #214		865	137	14%	1,002
VERITOR		850	151	15%	1,001
FLAGLER HOSPITAL LABORATORY	8	36	951	96%	995
LAKELAND REGIONAL HEALTH - PWC/OB		36	954	96%	990
PRIMARY CARE OF THE TREASURE COAST		861	128	13%	989
GENEIQ		933	52	5%	985
IMMOKALEE CHD		911	58	6%	969
NORTH FLORIDA PEDIATRICS - LAKE CITY		761	203	21%	964
VRL EUROFINS		928	32	3%	960
ADDICTION LABS OF AMERICA	3	880	71	7%	954
CAREFAST MURABELLA		501	449	47%	950
ARCPPOINT LABS OF CORAL SPRINGS FL		848	99	10%	947

COVID-19: testing by laboratory

Data through Feb 20, 2021 verified as of Feb 21, 2021 at 09:25 AM

Data in this report are provisional and subject to change.

The numbers in the table below represent the number of Florida and non-Florida residents for whom test results were received by the Department of Health. A person can be tested by more than one laboratory and can have both positive and negative results. **Therefore, the sum of the numbers in each column will be larger than the total number of people tested.**

Reporting lab	Inconclusive	Negative	Positive	Percent positive	Total
LENCO MEDICAL LABORATORY		892	42	4%	934
MIAMI JEWISH HEALTH SYSTEMS		871	56	6%	927
VRL EUROFINs - DALLAS		913	13	1%	926
APALACHEE CORRECTIONAL INSTITUTION EAST UNIT		907	18	2%	925
MINUTECLINIC LLC #8927		773	151	16%	924
PROFESSIONAL HEALTH EXAMINERS		791	133	14%	924
GENE TOX WORLDWIDE	60	736	125	14%	921
HISTOPATHOLOGY SERVICES, LLC		810	101	11%	911
MEDIPATH LLC		642	264	29%	906
LAKELAND REGIONAL HEALTH PABLO		767	135	15%	902
BROWNWOOD CARE CENTER		822	77	9%	899
FAST TRACK URGENT CARE CENTER		4	895	100%	899
INTEGRITY LABORATORIES, LLC	2	727	161	18%	890
MINUTECLINIC, LLC DBA MINUTECLINIC #4717		854	36	4%	890
MYTEST DIAGNOSTICS		821	61	7%	882
STEWART ROCKLEDGE HOSPITAL		698	184	21%	882
PROJECT HEALTH INC	4	735	140	16%	879
TACACHALE CLINICAL LABORATORY	1	823	46	5%	870
MEDICAL CONSULTANTS OF FLORIDA, LLC	1	719	148	17%	868
MINUTECLINIC LLC #5187		749	115	13%	864
MINUTECLINIC LLC		760	104	12%	864
THE HEALTH CENTER OF PLANT CITY		793	69	8%	862
TYNDALL AIR FORCE BASE		665	196	23%	861
SUNRISE URGENT CARE ASSOCIATES LLC D/B/A	5	504	347	41%	856
NORTH FLORIDA PEDIATRICS PA - SUWANNEE	3	732	118	14%	853
LPG COCONUT POINT		698	152	18%	850
ADVENTHEALTH CENTRA CARE TRINITY		733	108	13%	841
PHAROS HEALTH		629	203	24%	832
CVS HEALTH		593	238	29%	831
UNIVERSITY OF WEST FLORIDA STUDENT HEALTH SERVICES	1	705	121	15%	827
C.W. BILL YOUNG VA MEDICAL CENTER	1	21	799	97%	821
COVANCE CLINICAL RESEARCH UNIT INC		798	23	3%	821
LEE COUNTY EMERGENCY MEDICAL SERVICE		714	106	13%	820
FLORIDA HOSPITAL ORLANDO		743	74	9%	817
MOLECULAR TESTING LABS		758	53	7%	811
ST PETERSBURG PEDIATRICS	1	726	83	10%	810
ASCENSION ST VINCENT'S - CLAY		775	35	4%	810
INTERLACHEN PEDIATRICS		775	32	4%	807
BAPTIST HEALTH - MD ANDERSON CANCER CENTER		800	5	1%	805
USF MORSANI CENTER FOR ADVANCED HEALTH CARE		707	95	12%	802
DEPARTMENT OF CLINICAL LABS		781	17	2%	798
NITE LITE PEDIATRICS		234	563	71%	797
CATALYST WALK IN CLINIC		626	163	21%	789
ABSOLUTE GENOMICS	1	638	148	19%	787
FISHERMENS HOSPITAL CLINICAL LAB		716	71	9%	787
PEDIATRICS OF CENTRAL FLORIDA PA	20	719	43	5%	782
DYNIX DIAGNOSTICS	2	524	252	32%	778

COVID-19: testing by laboratory

Data through Feb 20, 2021 verified as of Feb 21, 2021 at 09:25 AM

Data in this report are provisional and subject to change.

The numbers in the table below represent the number of Florida and non-Florida residents for whom test results were received by the Department of Health. A person can be tested by more than one laboratory and can have both positive and negative results. **Therefore, the sum of the numbers in each column will be larger than the total number of people tested.**

Reporting lab	Inconclusive	Negative	Positive	Percent positive	Total
NORTH FLORIDA PEDIATRICS PA	1	663	109	14%	773
COASTAL PHYSICIANS, LLC		620	152	20%	772
GROWING TOGETHER PEDIATRICS LLC		718	53	7%	771
Point of Care Testing	1	115	655	85%	771
MACDILL AIR FORCE BASE		712	51	7%	763
NONE		308	452	59%	760
BIO-TECH CLINICAL LABORATORIES INC		652	108	14%	760
ASAP LABS LLC	4	615	138	18%	757
NORTH OKALOOSA MEDICAL CENTER		439	315	42%	754
CARENOW URGENT CARE – FORT PIERCE		487	265	35%	752
NORTHEAST FLORIDA NEUROLOGY CLINICS, INC		633	113	15%	746
VITAS HEALTHCARE CORPORATION OF FLA	1	738	4	1%	743
INTERLACHEN PEDIATRICS PA		707	35	5%	742
PRIMARY CARE SOUTH INC		400	341	46%	741
SANTA ROSA MEDICAL GROUP		575	158	22%	733
NORTH SHORE LIJ URGENT CARE PC		692	41	6%	733
CAPE CANAVERAL HOSPITAL		490	242	33%	732
CREEKSIDE CARE CENTER	1	647	84	11%	732
Tampa Lakes Health and Rehabilitation Center	2	657	70	10%	729
ADVENT HEALTH LAB - ORLANDO		433	294	40%	727
MIDWAY SPECIATLY CARE CENTER		505	220	30%	725
CONSULATE HEALTH CARE OF NEW PORT RICHEY	2	601	121	17%	724
ANY LAB TEST NOW	1	477	239	33%	717
SPECTOR SCIENTIFIC LAB	1	262	453	63%	716
EAST LAKE PEDIATRICS		614	101	14%	715
CRUCIAL CARE EMERGENCY MEDICINE DOCTORS		562	152	21%	714
DISNEY COVID TEST SITE		703	11	2%	714
REDI MED LLC		569	144	20%	713
PRIMARY CARE SERVICES AT INDIAN RIVER ESTATES		690	20	3%	710
KENDALL HEALTHCARE PROPERTIES DBA	2	676	27	4%	705
HALIFAX MEDICAL CENTER-PORT ORANGE LAB		599	105	15%	704
CARE ONE OF FLORIDA LLC		469	232	33%	701
FAMILY HEALTH CENTERS OF SWF LABS	2	616	82	12%	700
NCHMD, INC SOUTHEAST IMMEDIATE CARE		535	159	23%	694
JACKSONVILLE BEACH PEDIATRIC CARE CENTER□		633	59	9%	692
ORLANDO HEALTH AND REHAB CENTER		649	43	6%	692
PREMIER MEDICAL LABORATORY SERVICES	2	463	225	33%	690
DOCTOR'S MEMORIAL HOSPITAL		528	161	23%	689
CLINICAL PATHOLOGY LABS INC		619	69	10%	688
WOODLANDS MEDICAL SPECIALISTS		436	249	36%	685
CHILDRENS MEDICAL ASSOCIATION		619	65	10%	684
Victoria Nursing and Rehabilitation Center		635	47	7%	682
WILLOWBROOKE COURT AT EDGEWATER POINTE ESTATES		669	9	1%	678
PALACE NURSING HOME & REHAB CENTER		640	36	5%	676
MINI ER ADULT AND PEDIATRIC URGENT CARE		574	98	15%	672
PALM GARDEN OF PORT SAINT LUCIE		664	8	1%	672
NCH HEALTHCARE SYSTEM MICROBIOLOGY LAB		2	670	100%	672

COVID-19: testing by laboratory

Data through Feb 20, 2021 verified as of Feb 21, 2021 at 09:25 AM

Data in this report are provisional and subject to change.

The numbers in the table below represent the number of Florida and non-Florida residents for whom test results were received by the Department of Health. A person can be tested by more than one laboratory and can have both positive and negative results. **Therefore, the sum of the numbers in each column will be larger than the total number of people tested.**

Reporting lab	Inconclusive	Negative	Positive	Percent positive	Total
LOOP PEDIATRICS PA	3	557	111	17%	671
VENICE REGIONAL MEDICAL CENTER		574	93	14%	667
LIFE CARE CENTER OF NEW PORT RICHEY		633	33	5%	666
SOLARIS HEALTHCARE CHARLOTTE HARBOR		615	47	7%	662
MEDICAL FP – WHOLE FAMILY HEALTH CENTER		540	120	18%	660
ADVENTHEALTH EXPRESS CARE AT WALGREENS		579	81	12%	660
PENSACOLA PEDIATRICS	1	436	222	34%	659
TREE HOUSE PEDIATRICS PLLC		591	66	10%	657
QUICK CARE MED		471	185	28%	656
POINT OF CARE TESTING SITE		630	24	4%	654
MAVERICK LABS		459	188	29%	647
CALHOUN LIBERTY HOSPITAL		493	152	24%	645
NORTH VISTA HOSPITAL LABORATORY		541	103	16%	644
PRIMARY CARE SERVICES AT ST ANDREWS ESTATES		637			637
AMERICAN SCIENTIFIC LABORATORIES LLC		628	5	1%	633
MANOR PINES CONVALESCENT CENTER LLC	1	607	21	3%	629
24 HOUR PEDIATIC CARE CENTER	1	580	47	7%	628
ETHOS WELLNESS PHARMACY		585	42	7%	627
AMERICAN MEDICAL RESPONSE		621	5	1%	626
ST JOHN'S NURSING CENTER		603	21	3%	624
Crestview Rehabilitation Center	5	489	126	20%	620
MOUNT SINAI LABORATORY		591	29	5%	620
GULF COAST VILLAGE		589	30	5%	619
JOHN KNOX VILLAGE HEALTH CENTER		599	19	3%	618
LIFE CARE CENTER OF ORANGE PARK		586	30	5%	616
GULF COAST MOLECULAR LABORATORIES	12	503	101	16%	616
BOND AND STEELE CLINIC PA		428	184	30%	612
ADVENTHEALTH MEDICAL GROUP PROMPT CARE		437	174	28%	611
HOLY CROSS HOSPITAL		12	598	98%	610
GOLDEN GATE FAMILY CLINIC		180	430	70%	610
MID-FLORIDA PATHOLOGY		459	146	24%	605
LIFE CARE CENTER OF PENSACOLA		553	49	8%	602
MAIN STREET MEDICAL CENTER		127	472	79%	599
PATIENTS FIRST - MAHAN DRIVE		164	435	73%	599
TELESCOPE HEALTH LLC	3	490	105	18%	598
HOLMES REGIONAL MEDICAL CENTER		5	591	99%	596
VETERANS AFFAIRS MEDICAL CENTER - JAMES A HALEY			595	100%	595
GOLDEN GLADES NURSING & REHABILITATION CTR		580	14	2%	594
BROOKDALE FORT MYERS CYPRESS LAKE		585	2	0%	587
THE PRESERVE		578	9	2%	587
PALM GARDEN OF VERO BEACH		548	39	7%	587
CLEWISTON NURSING AND REHABILITATION CENTER		575	12	2%	587
VETERANS AFFAIRS MEDICAL CENTER	1	40	544	93%	585
POINT WASHINGTON MEDICAL CLINIC	1	391	192	33%	584
CENTRAL FLORIDA HEALTH CARE INC		482	101	17%	583
VIERA HOSPITAL, INC		451	128	22%	579
NORTH FLORIDA MEDICAL GROUP		440	134	23%	574

COVID-19: testing by laboratory

Data through Feb 20, 2021 verified as of Feb 21, 2021 at 09:25 AM

Data in this report are provisional and subject to change.

The numbers in the table below represent the number of Florida and non-Florida residents for whom test results were received by the Department of Health. A person can be tested by more than one laboratory and can have both positive and negative results. **Therefore, the sum of the numbers in each column will be larger than the total number of people tested.**

Reporting lab	Inconclusive	Negative	Positive	Percent positive	Total
FLAGLER COUNTY HEALTH DEPARTMENT	3	442	129	22%	574
EAST LAKE PEDIATRICS PA		520	54	9%	574
FLORIDA GULF COAST UNIVERSITY		396	177	31%	573
MEDICAL VB		451	121	21%	572
SPRING HILL HEALTH AND REHABILITATION CENTER		549	23	4%	572
TENNESSEE DOH - NASHVILLE	2	504	66	12%	572
FORT MYERS INTERNAL MEDICINE, LLC		513	57	10%	570
CONSULATE HEALTHCARE OF VERO BEACH	14	476	79	14%	569
SEBASTIAN RIVER MEDICAL CENTER	2	411	155	27%	568
BROAD INSTITUTE CLINICAL SEQUENCING RESEARCH PLATFORM	1	541	25	4%	567
HMA SANTA ROSA MEDICAL CENTER LLC DBA		443	122	22%	565
LIFE CARE CENTER OF HILLIARD		544	21	4%	565
THERADOC		152	408	73%	560
VITAS HEALTHCARE CORP OF CENTRAL FL		536	23	4%	559
SHORELINE PHYSICIAN GROUP		342	216	39%	558
EDEN SPRINGS NURSING AND REHAB CENTER		447	110	20%	557
MOORINGS PARK INSTITUTE, INC, THE		532	25	4%	557
ECCOLAB GROUP	1	146	408	74%	555
AFC URGENT CARE CLEARWATER	1	123	430	78%	554
NEMOURS CHILDERN'S HOSPITAL		453	98	18%	551
CYPRESS VILLAGE	1	525	24	4%	550
MANOR CARE HEALTH SERVICES - FT MYERS		526	24	4%	550
The Sands at South Beach		545	4	1%	549
VITAE DIAGNOSTICS		534	13	2%	547
ORANGE BLOSSOM FAMILY HEALTH		520	27	5%	547
J AND G MEDICAL GROUP LLC		453	92	17%	545
COASTAL URGENT CARE		428	116	21%	544
Signature HealthCare Center of Waterford		515	29	5%	544
NSPIRE HEALTHCARE MIAMI LAKES	7	523	14	3%	544
BOCA GRANDE HEALTH CLINIC		518	25	5%	543
CITY MEDICAL OF NEW JERSEY, PC		497	45	8%	542
NCF DIAGNOSTICS & DNA TECHNOLOGIES	15	208	318	59%	541
MANOR CARE NURSING CENTER OF SARASOTA FL LLC		452	87	16%	539
DOCTORS CENTER,THE		429	110	20%	539
SOUTHEAST ALABAMA MEDICAL CENT		488	49	9%	537
PEBBLEBROOK PHARMACY		438	98	18%	536
EMERALD SHORES HEALTH AND REHABILITATION		438	97	18%	535
CLARITY LABS		464	70	13%	534
AMERICAN FAMILY CARE PENSACOLA WEST		1	533	100%	534
EXPRESS PHARMACY		493	39	7%	532
VETERANS AFFAIRS MEDICAL CENTER - BAY PINES		18	513	97%	531
MEDICAL CENTER CLINIC-IMMEDIATE CARE	1	423	104	20%	528
MED FAST URGENT CARE CENTER		260	268	51%	528
PEDIATRIC HEALTHCARE ALLIANCE PA		481	47	9%	528
EXPRESS URGENT CARE LLC		1	525	100%	526
BALDOMERO LOPEZ STATE VETERANS NURSING HOME	2	519	4	1%	525
DOH - INDIAN RIVER		450	75	14%	525

COVID-19: testing by laboratory

Data through Feb 20, 2021 verified as of Feb 21, 2021 at 09:25 AM

Data in this report are provisional and subject to change.

The numbers in the table below represent the number of Florida and non-Florida residents for whom test results were received by the Department of Health. A person can be tested by more than one laboratory and can have both positive and negative results. **Therefore, the sum of the numbers in each column will be larger than the total number of people tested.**

Reporting lab	Inconclusive	Negative	Positive	Percent positive	Total
PHYSICIANS STAT LAB INC		450	72	14%	522
WILLOW BROOKE COURT AT INDIAN RIVER ESTATES		476	44	8%	520
DAVITA LABORATORY		426	94	18%	520
MAYFLOWER ASSISTED LIVING		513	6	1%	519
VILLA MARIA NURSING & REHAB CENTER INC	1	507	11	2%	519
LAB DOCTOR		454	64	12%	518
DIAMOND RIDGE HEALTH AND REHABILITATION		486	31	6%	517
CONTINENTAL CLINICAL RESEARCH, LLC		490	26	5%	516
PALM GARDEN OF TAMPA		486	29	6%	515
NCH HEALTHCARE BONITA		386	126	25%	512
GRAND COURT TAMPA		508	4	1%	512
MEDONE URGENT CARE AT ST. AUGUSTINE		133	378	74%	511
MEDFAST URGENT CARE CENTERS		230	280	55%	510
Plantation Bay Rehabilitation Center		487	23	5%	510
BUFFALO CROSSING HEALTHCARE & REHABILITATION CTR		493	15	3%	508
BALDWIN PEDIATRICS	1	471	28	6%	500
CLIFFORD CHESTER SIMS STATE VETERANS		486	11	2%	497
JACKSON MEMORIAL PERDUE MEDICAL CENTER		473	24	5%	497
CLINICAL PATHOLOGY LABS		386	111	22%	497
Fernandina Beach Rehabilitation and Nursing Center	1	477	18	4%	496
VETERANS AFFAIRS MEDICAL CENTER - GAINESVILLE		3	490	99%	493
JACKSON MEMORIAL LONG TERM CARE CENTER		471	21	4%	492
ENZO CLINICAL LABS INC	3	465	23	5%	491
NEW YORK HOSPITAL LABORATORIES	1	478	12	2%	491
MEMORIAL PEMBROKE 24/7 CARE CENTER		372	119	24%	491
HEALTH CENTER AT BRENTWOOD	1	445	44	9%	490
VALENCIA HILLS HEALTH AND REHABILITATION CENTER		474	13	3%	487
FLORIDA DEPARTMENT OF HEALTH IN CALHOUN COUNTY		364	123	25%	487
SOLARIS HEALTHCARE LAKE CITY		389	97	20%	486
WATSON THERAPEUTICS INC		469	17	3%	486
PEDIATRIC HEALTHCARE ALLIANCE		456	29	6%	485
SABAL PALMS HEALTH AND REHAB		435	50	10%	485
HARBOUR HEALTH CENTER		469	14	3%	483
ST CLOUD REGIONAL MEDICAL CENTER CLINICAL LAB		394	86	18%	480
AMERICA'S PHARMACY LLC		425	55	11%	480
SUSANNA WESLEY HEALTH CENTER		444	36	8%	480
RIVER GARDEN HEBREW HOME FOR THE AGED		425	54	11%	479
NORTH FLORIDA RETIREMENT VILLAGE		476	2	0%	478
MEDICAL CENTER OF DELTONA, INC		389	88	18%	477
ARCPOINTS LABS		411	65	14%	476
SOUTHERN OAKS CARE CENTER	1	438	37	8%	476
LAUDERDALE NURSING CENTER LLC	1	455	19	4%	475
PALMETTO FAMILY HEALTHCARE	1	300	174	37%	475
PALM GARDEN OF JACKSONVILLE	2	391	80	17%	473
FOUNTAIN MANOR HEALTH AND REHAB CENTER	1	454	18	4%	473
HARTS HARBOR HEALTH CARE CENTER		450	21	4%	471
FLORIDA DEPARTMENT OF HEALTH CLAY COUNTY	1	373	96	20%	470

COVID-19: testing by laboratory

Data through Feb 20, 2021 verified as of Feb 21, 2021 at 09:25 AM

Data in this report are provisional and subject to change.

The numbers in the table below represent the number of Florida and non-Florida residents for whom test results were received by the Department of Health. A person can be tested by more than one laboratory and can have both positive and negative results. **Therefore, the sum of the numbers in each column will be larger than the total number of people tested.**

Reporting lab	Inconclusive	Negative	Positive	Percent positive	Total
BAPTIST PRIMARY CARE	2	370	98	21%	470
Good Samaritan Society Kissimmee Village		404	65	14%	469
NAVAL HOSPITAL - JACKSONVILLE		136	331	71%	467
CHILDRENS MEDICAL ASSOCIATION PA		414	53	11%	467
HEARTLAND PEDIATRICS OF LAKE WALES		418	48	10%	466
HILLCREST HEALTH CARE & REHABILITATION CENTER	2	452	12	3%	466
RICARDO NAVARRO DO PA		394	70	15%	464
The Manor at Blue Water Bay		403	61	13%	464
Quest Diag Unspecifd	1	314	148	32%	463
BROOKDALE PALMER RANCH	1	404	57	12%	462
PIONEER CLINICAL LAB LLC		379	81	18%	460
PHYSICIANS PRIMARY CARE LAB	1	396	62	14%	459
WEST GABLES HEALTH CARE CENTER		449	10	2%	459
THE PALACE AT HOMESTEAD	1	439	19	4%	459
FLO-MEDILAB SERVICES LLC		188	270	59%	458
PARKLANDS FACILITY INC	4	409	42	9%	455
CLARIDGE HOUSE NURSING CENTER		437	17	4%	454
MANOR AT CARPENTERS		426	27	6%	453
MANOR OAKS NURSING & REHAB CENTER	4	447	2	0%	453
Williston Care Center		392	57	13%	449
SANDBAY URGENT CARE		359	89	20%	448
HERON POINTE HEALTH AND REHABILITATION	1	443	3	1%	447
FIRST CHOICE PEDIATRICS		360	87	19%	447
SHORE ACRES CARE CENTER		410	35	8%	445
CITRUS NURSING CENTER LLC		401	43	10%	444
DIAMOND RIDGE HEALTH AND REHABILITATION CENTER		422	22	5%	444
DXTERITY DIAGNOSTICS	1	417	25	6%	443
NORTH FLORIDA REHABILITATION & SPECIALTY CARE☐		436	6	1%	442
LIFE CARE CENTER OF PALM BAY☐		414	26	6%	440
FAMILY HEALTH CENTERS OF SOUTHWEST FLORIDA INC		373	66	15%	439
SMA SPECIALTY MEDICAL LAB		117	321	73%	438
HOPE HOSPICE AND COMMUNITY SERVICES INC	14	407	16	4%	437
Q ANSWER LAB	1	381	55	13%	437
AFC URGENT CARE FAMILY CARE			437	100%	437
BENTON PEDIATRICS INC		390	47	11%	437
DBI HEALTH INC		421	15	3%	436
ORLANDO HEALTH CENTER FOR REHABILITATION		424	11	3%	435
CARE ONE OF FLORIDA	1	292	142	33%	435
Solaris HealthCare Windermere		403	32	7%	435
FLORIDA HOSPITAL WAUCHULA		303	130	30%	433
NEW PLANT CITY FAMILY CARE	1	228	203	47%	432
EMERITUS AT NAPLES	2	428	1	0%	431
MICHAEL A MIDDLETON MD PA☐		415	15	3%	430
AVECINA MEDICAL JULINGTON	1	240	189	44%	430
FLORIDA DEPT OF HEALTH IN BREVARD COUNTY	3	363	63	15%	429
ST ANDREWS BAY SKILLED NURSING &		369	60	14%	429
PALM GARDEN OF OCALA		330	98	23%	428

COVID-19: testing by laboratory

Data through Feb 20, 2021 verified as of Feb 21, 2021 at 09:25 AM

Data in this report are provisional and subject to change.

The numbers in the table below represent the number of Florida and non-Florida residents for whom test results were received by the Department of Health. A person can be tested by more than one laboratory and can have both positive and negative results. **Therefore, the sum of the numbers in each column will be larger than the total number of people tested.**

Reporting lab	Inconclusive	Negative	Positive	Percent positive	Total
SUWANNEE HEALTH AND REHABILITATION CENTER		421	5	1%	426
ELLENTON PEDIATRICS		405	18	4%	423
APP-UNIPATH, LLC	2	406	15	4%	423
Colonial Lakes Health Care		384	38	9%	422
VITAS LUTHERAN TOWERS INPATIENT PROGRAM		359	63	15%	422
GARCIA CLINICAL LABORATORY		28	392	93%	420
CLINICAL ENTERPRISE, INC		398	20	5%	418
AFC URGENT CARE SEMINOLE			418	100%	418
NEW YORK PRESBYTERIAN - CUMC CLINICAL		400	17	4%	417
LITTLE PINE PEDIATRICS PLLC	2	361	54	13%	417
Bardmoor Oaks Healthcare and Rehabilitation Center		406	11	3%	417
PRO HEALTH		186	230	55%	416
BROWARD PARTNERSHIP	6	402	8	2%	416
LEHIGH REGIONAL MEDICAL CENTER LAB		371	44	11%	415
PALM GARDEN OF CLEARWATER		394	18	4%	412
CARENOW	2	223	185	45%	410
THE PALACE MANAGEMENT - THE PALACE AT CORAL GABLES		407	3	1%	410
MINUTECLINIC LLC #3671		366	44	11%	410
CHILDRENS CLINIC WEST FLORIDA PEDIATRICS		373	36	9%	409
SOLARIS HEALTHCARE OSCEOLA		386	22	5%	408
RAINBOW PEDIATRIC CENTER PA		377	29	7%	406
SIGNATURE HEALTHCARE OF BROOKWOOD GARDENS		399	6	1%	405
TIDE LABORATORIES		362	43	11%	405
PALM GARDEN OF WINTER HAVEN	2	386	16	4%	404
FLORIDA HOSPITAL MEDICAL GROUP		256	148	37%	404
Ocala Health and Rehabilitation Center		382	21	5%	403
Santa Rosa Center for Rehabilitation and Healing		336	67	17%	403
BREVARD HEALTH ALLIANCE		167	234	58%	401
AFC URGENT CARE TYRONE		2	399	100%	401
CONSULATE HEALTH CARE OF BAYONET POINT	4	389	7	2%	400
ABBAY DELRAY		394	5	1%	399
BOND CLINIC PA PEDIATRICS DEPT		362	35	9%	397
CARITHERS PEDIATRIC GROUP		352	44	11%	396
SEMINOLE NURSING PAVILION		389	7	2%	396
HEALTHY STEPS PEDIATRICS		349	45	11%	394
MINI ER AND URGENT CARE		289	105	27%	394
SOLARIS HEALTHCARE MERRITT ISLAND		353	40	10%	393
ENCOMPASS HEALTH		380	12	3%	392
RUSKIN HEALTH CENTER		252	140	36%	392
ORCHARD PARK HEALTH & REHABILITATION		385	5	1%	390
BARBER		13	376	97%	389
MEDIPATH		19	370	95%	389
STARKE FAMILY MEDICAL CENTER		300	87	22%	387
PALMS OF SEBRING		352	34	9%	386
Cypress Cove Care Center		286	100	26%	386
BROOKSVILLE HEALTHCARE CENTER LLC		372	12	3%	384
INDIAN RIVER CTR, LLC		337	46	12%	383

COVID-19: testing by laboratory

Data through Feb 20, 2021 verified as of Feb 21, 2021 at 09:25 AM

Data in this report are provisional and subject to change.

The numbers in the table below represent the number of Florida and non-Florida residents for whom test results were received by the Department of Health. A person can be tested by more than one laboratory and can have both positive and negative results. **Therefore, the sum of the numbers in each column will be larger than the total number of people tested.**

Reporting lab	Inconclusive	Negative	Positive	Percent positive	Total
HEALTH CENTRAL CLINICAL LABORATORY		356	25	7%	381
CORE DIAGNOSTIC LABORATORIES LLC		262	118	31%	380
Solaris Healthcare Daytona	2	330	46	12%	378
UNIVERSITY OF TAMPA INC, THE		373	4	1%	377
BAYA PHARMACY WEST		8	368	98%	376
TREASURE COAST COMMUNITY HEALTH	3	318	55	15%	376
MEDSCAN LABORATORY INC	1	163	211	56%	375
Timberridge Center for Rehabilitation and Healing		344	31	8%	375
BROOKDALE PADDOCK HILLS	2	371	2	1%	375
TIDEWELL HOSPICE INC	2	366	7	2%	375
NAPLES CHILDREN'S URGENT CARE		322	51	14%	373
Darcy Hall Of Life Care		364	9	2%	373
URGENT CARE BETHESDA	1	318	52	14%	371
MEDONE URGENT CARE CENTER		149	222	60%	371
UR MEDICINE LABS- CENTRAL LABORATORY		349	22	6%	371
HENDRY REGIONAL MEDICAL CENTER		107	264	71%	371
ADVENT HEALTH - TAMPA		148	220	60%	368
FLORIDA DEPARTMENT OF HEALTH		326	41	11%	367
FAIR HAVENS CENTER, OPCO		360	6	2%	366
GOOD SAMARITAN CENTER		363	2	1%	365
Stacey Health Care Centers Inc. dba Riverside Care Center		336	29	8%	365
PALM GARDEN OF ORLANDO		331	33	9%	364
CLERMONT HEALTH AND REHABILITATION CENTER		332	32	9%	364
SUNSHINE URGENT CARE LLC		220	143	39%	363
Manatee Springs Rehabilitation and Nursing Center		343	20	6%	363
INFORM DIAGNOSTICS		353	9	2%	362
MINUTECLINIC LLC, #10357		361	1	0%	362
ADVENTHEALTH EXPRESS CARE AT		292	68	19%	360
LIFEBRITE	1	168	191	53%	360
FLORIDA DEPARTMENT OF HEALTH IN LIBERTY COUNTY	2	264	94	26%	360
SOLARIS HEALTHCARE BAYONET POINT		342	16	4%	358
AFC URGENT CARE		67	288	81%	355
AMEERAH LABS, LLC	2	271	81	23%	354
VITAS HEALTHCARE CORPORATION		347	5	1%	352
FAMILY CARE PARTNERS OF NORTHEAST FLORIDA LLC		280	72	20%	352
Bayside Care Center	1	331	20	6%	352
MY CLINICAL LAB		224	128	36%	352
HEALTH CENTRAL PARK		286	66	19%	352
SANFORD LABORATORIES		325	26	7%	351
BAYSHORE DIAGNOSTICS		309	41	12%	350
VETERANS AFFAIRS MEDICAL CENTER - LAKE CITY		52	298	85%	350
SIPARADIGM, DIAGNOSTIC INFORMATICS		273	76	22%	349
EPN URGENT CARE		44	305	87%	349
VILLAGE AT VIENNA SQUARE,THE	6	329	14	4%	349
LIFE CARE PONTE VEDRA INC		340	8	2%	348
solaris Healthcare Parkway	2	329	17	5%	348
BLOUNTSTOWN REHABILITATION CENTER LLC		242	106	30%	348

COVID-19: testing by laboratory

Data through Feb 20, 2021 verified as of Feb 21, 2021 at 09:25 AM

Data in this report are provisional and subject to change.

The numbers in the table below represent the number of Florida and non-Florida residents for whom test results were received by the Department of Health. A person can be tested by more than one laboratory and can have both positive and negative results. **Therefore, the sum of the numbers in each column will be larger than the total number of people tested.**

Reporting lab	Inconclusive	Negative	Positive	Percent positive	Total
HAINES CITY REHABILITATION AND NURSING CENTER		324	24	7%	348
MANORCARE HEALTH SERVICES - VENICE		292	55	16%	347
TRENTON MEDICAL CENTER INC DBA PALMS MEDICAL GROUP	4	248	93	27%	345
Destin Healthcare and Rehabilitation Center	1	306	37	11%	344
FG RAPID RESULTS	2	116	225	66%	343
Life Care Center of Ocala		279	63	18%	342
SEA BREEZE REHAB AND NURSING CENTER□		333	9	3%	342
VILLAGE DOCTORS OF KEYSTONE		261	80	23%	341
ANCIENT CITY PEDIATRICS	1	326	14	4%	341
ADVENT HEALTH CENTRA CARE - PALM COAST		80	261	77%	341
HEALTH DESIGNS		328	13	4%	341
CORAL BAY HEALTHCARE AND REHABILITATION	1	328	12	4%	341
Palmetto Subacute Care Center		329	11	3%	340
USAFSAM/PHE		174	165	49%	339
SELECT REFERENCE LABORATORIES, LLC	1	326	12	4%	339
FLORIDA HOSPITAL HEARTLAND MED CTR LAKE PLACID		251	86	26%	337
DIAGNOSTIC & CLINICAL CARE SERVICES INC DBA		266	71	21%	337
SIGNATURE HEALTHCARE OF NORTH FLORIDA		333	3	1%	336
MOOSEHAVEN HEALTH CENTER		300	36	11%	336
ORCHARD RIDGE CARE AND REHABILITATION CENTER		316	19	6%	335
SUN COUNTRY PEDIATRICS PLLC	9	297	29	9%	335
RESTORE HEALTH URGENT CARE		248	86	26%	334
MAGNOLIA FAMILY URGENT CARE		296	37	11%	333
CRONOS CLINICAL LABORATORY	22	220	91	27%	333
STEWARD SEBASTIAN RIVER MEDICAL CENTER		288	45	14%	333
ADDINGTON PLACE AT WELLINGTON GREEN		325	8	2%	333
PALM GARDEN OF WEST PALM BEACH□	4	314	15	5%	333
NATIONS BEST FAMILY HEALTH CARE		156	176	53%	332
NORTH PINELLAS STATMED QUICK QUALITY CLINICS		236	96	29%	332
PINES OF SARASOTA		326	4	1%	330
FHMG FLORIDA HOSPITAL MEDICAL GROUP		293	36	11%	329
Palm Garden of Largo		325	4	1%	329
SERENADES IN THE VILLAGES		275	54	16%	329
ROLLINS COLLEGE WELLNESS CENTER		130	199	60%	329
COLOR GENOMICS, INC.	2	321	6	2%	329
Marshall Health and Rehabilitation Center		282	47	14%	329
PruittHealth Panama City	1	264	63	19%	328
HARDEE MANOR HEALTH CARE CENTER	1	324	3	1%	328
Life Care Center at Wells Crossing		309	19	6%	328
FAIRWAY OAKS CENTER LLC	6	315	6	2%	327
TRI-COUNTY NURSING AND REHABILITATION CENTER INC		311	15	5%	326
PIONEER CLINICAL LAB, LLC		212	113	35%	325
MIDWAY SPECIALTY CARE CENTER	3	205	114	35%	322
CORAL TRACE HEALTH CARE□	2	315	5	2%	322
SABAL DIRECT PRIMARY CARE, PA		264	57	18%	321
DELTONA HEALTH CARE		298	23	7%	321
ASSOCIATESMD MEDICAL GROUP INC		270	51	16%	321

COVID-19: testing by laboratory

Data through Feb 20, 2021 verified as of Feb 21, 2021 at 09:25 AM

Data in this report are provisional and subject to change.

The numbers in the table below represent the number of Florida and non-Florida residents for whom test results were received by the Department of Health. A person can be tested by more than one laboratory and can have both positive and negative results. **Therefore, the sum of the numbers in each column will be larger than the total number of people tested.**

Reporting lab	Inconclusive	Negative	Positive	Percent positive	Total
WHITE-WILSON MEDICAL CENTER - FORT WALTON BEACH		308	12	4%	320
UNIVERSITY OF TAMPA STUDENT HEALTH AND SHC CLINICAL LABORATORY		172	148	46%	320
HARDEE COUNTY HEALTH DEPARTMENT		254	63	20%	317
ORLANDO VA MEDICAL CENTER			317	100%	317
MANOR CARE OF BOYNTON BEACH LLC		292	24	8%	316
MEDFAST URGENT CARE CENTER		86	230	73%	316
VILLAGE DOCTORS FAMILY MEDICAL CENTER OF		253	63	20%	316
PruittHealth Santa Rosa		225	90	29%	315
ATLANTIC SHORES NURSING AND REHAB CENTER	1	305	9	3%	315
FLORIDA HEART & VASCULAR MULTISPECIALTY GROUP PA		220	95	30%	315
BIOCEPT		292	22	7%	314
LabCorp (Non-Interfaced)	1	122	191	61%	314
Bay Breeze Senior Living and Rehabilitation Center		261	53	17%	314
GENESIS MEDICAL LABORATORY MIAMI FL.		83	230	73%	313
KEY WEST HEALTH AND REHAB	1	304	7	2%	312
ROSEWOOD HEALTH AND REHABILITATION CENTER		290	21	7%	311
BAY VILLAGE OF SARASOTA INC		308	3	1%	311
ST LUCIE EMPLOYEE HEALTH & WELLNESS CENTER		304	6	2%	310
SPECIALTY HEALTH AND REHABILITATION CENTER		285	25	8%	310
BRISTOL AT TAMPA, THE	4	298	8	3%	310
KISSIMMEE FACILITY OPERATIONS LLC		286	23	7%	309
MEDEXPRESS LUTZ		3	306	99%	309
OCEAN VIEW NURSING AND REHAB CENTER		292	16	5%	308
PEDIATRIC ASSOCIATES OF Ocala PA		276	31	10%	307
AVANTE AT MT DORA		304	3	1%	307
SUNLAND MARIANNA COX MEDICAL CENTER		267	40	13%	307
NATURE COAST MEDICAL GROUP		214	91	30%	305
FL HUD DESTIN, LLC D/B/A GRAND BOULEVARD HEALTH		269	36	12%	305
AVENTURA REHAB AND NURSING CENTER		296	9	3%	305
ASCEND CLINICAL	2	235	68	22%	305
GOOD SAMARITAN SOCIETY-DAYTONA		286	19	6%	305
ADVENTHEALTH MEDICAL GROUP PROMPT CAR	1	206	97	32%	304
AVELLINO LAB USA, INC	1	290	12	4%	303
PHYSICIANS REGIONAL WALK-IN		185	118	39%	303
SAMANTHA WILSON CARE CENTER	4	290	9	3%	303
GANDY CROSSING CARE CENTER	1	288	13	4%	302
HEALTH PARK CARE CENTER		297	4	1%	301
WELL HEALTH WORKS	1	268	32	11%	301
BAPTIST PRIMARY CARE, INC		277	24	8%	301
HCSO OCCUPATIONAL HEALTH AND WELLNESS CENTER		234	66	22%	300
ARGO SENIOR LIVING AT HAVERHILL		281	18	6%	299
THE SPRINGS AT BOCA CIEGA BAY		290	9	3%	299
SPRINGTREE REHAB & HEALTH CARE CENTER		280	18	6%	298
BOCA BIOLISTICS REFERENCE LABORATORY	2	185	111	37%	298
PALMS REHABILITATION AND HEALTHCARE CENTER		260	37	12%	297
ENCOMPASS HEALTH REHABILITATION HOSPITAL OF SUNRISE	8	283	6	2%	297
SILVER CREEK SENIOR LIVING COMMUNITY		292	5	2%	297

COVID-19: testing by laboratory

Data through Feb 20, 2021 verified as of Feb 21, 2021 at 09:25 AM

Data in this report are provisional and subject to change.

The numbers in the table below represent the number of Florida and non-Florida residents for whom test results were received by the Department of Health. A person can be tested by more than one laboratory and can have both positive and negative results. **Therefore, the sum of the numbers in each column will be larger than the total number of people tested.**

Reporting lab	Inconclusive	Negative	Positive	Percent positive	Total
HEALTH FIRST ADVENTHEALTH CENTRA CARE - TITUSVILLE		56	241	81%	297
BROOKDALE DESTIN		284	12	4%	296
BUENA VISTA URGENT CARE		264	32	11%	296
TAMARAC REHABILITATION & HEALTH CENTER		292	3	1%	295
OSPREY LODGE		236	59	20%	295
ADVENTHEALTH EXPRESS CARE AT WALGREENS 49TH STREET		247	47	16%	294
INTERNAL MEDICINE & PEDIATRICS OF TAMPA BAY PA		242	52	18%	294
SAINTS 120 LLC	1	258	34	12%	293
NORTHWEST MEDICAL CENTER CLINICAL LABORATORY		175	118	40%	293
KENNEDY PAIN CLINIC GROUP LLC		265	28	10%	293
LAKE EUSTIS HEALTH AND REHABILITATION CENTER		285	7	2%	292
ST JAMES HEALTH AND REHABILITATION CENTER		208	84	29%	292
FLOMEDILAB		77	214	74%	291
REGENTS PARK OF BOCA RATON		288	2	1%	290
PALM GARDEN OF GAINESVILLE	2	285	2	1%	289
LUTHERAN HAVEN		281	8	3%	289
ELMHURST HOSPITAL CENTER	1	265	23	8%	289
AUBURN UNIVERSITY MEDICAL CLINIC		227	62	21%	289
CONSULATE HEALTH CARE OF SAFETY HARBOR		281	6	2%	287
CROSS POINTE CARE CENTER	2	279	6	2%	287
DIGNITY HEALING, LLC		272	14	5%	286
LIFE CARE CENTER OF WINTER HAVEN		268	18	6%	286
JACKSON PLAZA NURSING & REHAB CENTER	6	274	6	2%	286
GENOSUR LLC		282	4	1%	286
LAKELAND REGIONAL HEALTH SYSTEMS INC		20	266	93%	286
RIVERS FAMILY MEDICINE PA		211	74	26%	285
HEATHER HILL HEALTHCARE CENTER		239	46	16%	285
HOMESTEAD MANOR	2	243	40	14%	285
PORT SAINT LUCIE HOSPITAL		276	9	3%	285
FAMILY CARE PARTNERS OF NE FLORIDA LLC		215	69	24%	284
BRIDGEWATER PARK HEALTH AND REHAB		257	27	10%	284
PEDIATRICS BY THE SEA		273	10	4%	283
AURORA DIAGNOSTICS BERNHARDT LABORATORIES PATHOLOGY SERVICE		190	93	33%	283
HEALTHWORKS MED GROUP OF FLORIDA PA	3	273	6	2%	282
AVANTE AT LEESBURG INC		281	1	0%	282
MEDICAL CENTER AT OCEAN REEF,THE		267	14	5%	281
REHABILITATION CENTER OF LAKE CITY, THE		253	28	10%	281
SOUTHWEST ORLANDO FAMILY MEDICINE, PL		233	47	17%	280
ST JUDE CHILDREN'S RESEARCH HOSPITAL		265	15	5%	280
LONGWOOD FAMILY PRACTICE		211	69	25%	280
The Care Center at Pinellas Park	1	271	8	3%	280
ST PETERSBURG PEDIATRICS-PARK BLVD		254	25	9%	279
ROSEN MEDICAL CENTER		238	40	14%	278
RULEME CENTER	2	250	26	9%	278
PRUITT HEALTH-SANTA ROSA		275	2	1%	277
QUALITOX LABORATORIES		105	172	62%	277
HOLIDAY CVS LLC DBA CVS/PHARMACY #0440		267	9	3%	276

COVID-19: testing by laboratory

Data through Feb 20, 2021 verified as of Feb 21, 2021 at 09:25 AM

Data in this report are provisional and subject to change.

The numbers in the table below represent the number of Florida and non-Florida residents for whom test results were received by the Department of Health. A person can be tested by more than one laboratory and can have both positive and negative results. **Therefore, the sum of the numbers in each column will be larger than the total number of people tested.**

Reporting lab	Inconclusive	Negative	Positive	Percent positive	Total
CHAUTAUQUA REHABILITATION AND NURSING CENTER		267	9	3%	276
VILLAGES REGIONAL HOSPITAL SURGERY CENTER LLC, THE		218	58	21%	276
WESTCHESTER GARDENS LIMITED PARTNERSHIP		270	6	2%	276
Solaris Healthcare Lake Bennet		243	32	12%	275
AMBULATORY SURGERY CENTER OF BOCA RATON LTD		272	3	1%	275
PEDIATRIC HEALTH CARE ALLIANCE, PA		247	28	10%	275
Glades West Rehabilitation and Nursing Center		266	8	3%	274
TUSKAWILLA NURSING AND REHAB CENTER	2	264	7	3%	273
ONESTOP MEDICAL AND URGENT CARE LLC		233	40	15%	273
BEAR CREEK NURSING CENTER		269	4	1%	273
BAPTIST PRIMARY CARE INC	1	248	24	9%	273
renaissance health and rehabilitation center		254	18	7%	272
URGENT CARE EXPRESS LLC		1	271	100%	272
PERSONALIZED GENETIC TESTING	1	177	93	34%	271
TALLAHASSEE NHHI LLC	1	242	27	10%	270
ST PETERSBURG PEDIATRICS-SEMINOLE BLVD		212	58	21%	270
Rehabilitation Center for Park Place LLC		259	11	4%	270
BAYA POINTE NURSING AND REHABILITATION		187	83	31%	270
MANOR CARE OF NAPLES FL LLC		266	3	1%	269
HARBOURWOOD	1	264	4	1%	269
Life Care Center of Punta Gorda	1	256	12	4%	269
FLORIDA HEALTH CARE PLANS			268	100%	268
Premier Place at The Glenview		260	8	3%	268
Solaris Healthcare Coconut Creek		261	6	2%	267
ELMCROFT PINECREST	1	245	21	8%	267
DAVID SCOTT MADWAR MD PA□		239	27	10%	266
ADVENT HEALTH CENTRA CARE - ORMOND BEACH		113	153	58%	266
Coastal Health and Rehabilitation Center		256	10	4%	266
ADVENT HEALTH CARE CENTER	9	245	12	5%	266
SERANADES BY SONATA WEST ORANGE		236	29	11%	265
ESTERO ISLAND MEDICAL CENTER		206	59	22%	265
24/7 PEDIATRIC CARE CENTERS INC		244	19	7%	263
BRENTWOOD RETIREMENT COMMUNITY	5	225	31	12%	261
SILVERCREST HEALTH AND REHABILITATION CENTER	3	250	8	3%	261
MANORCARE AT LELY PALMS		256	5	2%	261
CLIFFORD CHESTER SIMS VA NURSING HOME		251	9	3%	260
SOLARIS HEALTHCARE IMPERIAL		252	8	3%	260
LASER & SURGERY CENTER OF THE PALM BEACHES□		259	1	0%	260
HOLLEY NAVARRE MEDICAL CLINIC		187	73	28%	260
COMMUNITY HEALTH AND REHABILITATION CENTER		199	61	23%	260
FAMILY EXPRESS URGENT CARE		5	255	98%	260
CONSULATE HEALTHCARE OF KISSIMMEE		247	12	5%	259
LAKE PARK OF MADISON		251	8	3%	259
W FRANK WELLS NURSING HOME		231	28	11%	259
PROTEUS MOLECULAR AND CLINICAL LAB	1	148	109	42%	258
ACCURATE DIAGNOSTIC LABS, INC		243	15	6%	258
FLORIDA WOMAN CARE LABORATORY LLC		232	26	10%	258

COVID-19: testing by laboratory

Data through Feb 20, 2021 verified as of Feb 21, 2021 at 09:25 AM

Data in this report are provisional and subject to change.

The numbers in the table below represent the number of Florida and non-Florida residents for whom test results were received by the Department of Health. A person can be tested by more than one laboratory and can have both positive and negative results. **Therefore, the sum of the numbers in each column will be larger than the total number of people tested.**

Reporting lab	Inconclusive	Negative	Positive	Percent positive	Total
Parkview Rehabilitation Center at Winter Park		250	7	3%	257
HOLISTIX TREATMENT CENTERS		251	6	2%	257
EXCEL PEDIATRICS		214	42	16%	256
OCALA FAMILY MEDICAL CENTER INC	1	209	45	18%	255
JACKSONVILLE KIDS PEDIATRICS, PLLC		222	32	13%	254
KINDRED HOSPITAL	7	241	5	2%	253
SHELL POINT VILLAGE MEDICAL CENTER		246	7	3%	253
TAVARES PEDIATRICS		212	40	16%	252
ST CATHERINE'S WEST REHABILITATION HOSPITAL		240	12	5%	252
CHIPOLA HEALTH AND REHAB		234	17	7%	251
BROWARD NURSING & REHABILITATION CTR	8	233	9	4%	250
DOCTORS MEMORIAL HOSPITAL		129	121	48%	250
ADVANCED AMBULATORY SURGERY CENTER		239	11	4%	250
WESTWOOD HEALTHCARE SNF		204	45	18%	249
MARTIN MEMORIAL MEDICAL CENTER LAB		128	121	49%	249
FRICKS PHARMACY		193	56	22%	249
PAVILION FOR HEALTHCARE, THE		246	2	1%	248
CLARE BRIDGE ORMOND BEACH	1	247			248
AVON PARK PEDIATRICS INC	3	222	23	9%	248
BUREAU OF CLINICAL LABORATORIES		207	40	16%	247
PLANT CITY PEDIATRICS	1	207	39	16%	247
Heritage Healthcare at Tallahassee		239	7	3%	246
CARRINGTON PLACE OF ST PETE LLC		242	4	2%	246
TIERRA PINES CENTER		234	12	5%	246
JAMES A HALEY VETERANS HOSPITAL			245	100%	245
WALGREENS 3173		226	19	8%	245
ROSEWOOD HEALTHCARE & REHABILITATION CENTER		239	6	2%	245
VETERANS AFFAIRS MEDICAL CENTER - MIAMI		1	243	100%	244
MALABAR/ADVENT CENTRA CARE		48	196	80%	244
WHITE WILSON MEDICAL CENTER PA - NAVARRE		147	96	40%	243
ARCHER HEALTH VENTURES, LLC		217	25	10%	242
FIRST CHOICE PRIMARY CARE		191	50	21%	241
HAVEN OF OUR LADY OF PEACE INC		233	8	3%	241
Life Care Center at Inverrary		237	4	2%	241
GOOD SAMARITAN CARES		236	5	2%	241
FORT MYERS REHABILITATION AND NURSING CENTER		214	26	11%	240
The Grove Health and Rehabilitation		217	23	10%	240
AVECINA MOBILE		121	119	50%	240
Sunset Point Center		236	4	2%	240
RIVERWOOD HEALTH NH LLC		201	39	16%	240
USA HEALTH UNIVERSITY HOSPITAL CLINICAL LABORATORY	1	233	6	3%	240
CLARE BRIDGE OF SARASOTA		238	2	1%	240
HUNT CLUB PEDIATRIC ASSOCIATES, P.A.		209	30	13%	239
PALM GARDEN OF AVENTURA		236	3	1%	239
AMERICAN HOUSE SENIOR LIVING		189	49	21%	238
Vi at Lakeside Village Skilled Nursing		232	5	2%	237
FLORIDA CLINICAL LABORATORY-BIOREFERENCE LABORATORIES		89	148	62%	237

COVID-19: testing by laboratory

Data through Feb 20, 2021 verified as of Feb 21, 2021 at 09:25 AM

Data in this report are provisional and subject to change.

The numbers in the table below represent the number of Florida and non-Florida residents for whom test results were received by the Department of Health. A person can be tested by more than one laboratory and can have both positive and negative results. **Therefore, the sum of the numbers in each column will be larger than the total number of people tested.**

Reporting lab	Inconclusive	Negative	Positive	Percent positive	Total
CENTERSTONE OF FLORIDA☐		220	17	7%	237
CHIPOLA MEDICAL ASSOCIATES, LLC		166	71	30%	237
EMERALD COAST PEDIATRICS		226	11	5%	237
ADVENT HEALTH - DELTONA ER		188	49	21%	237
BAY TREE CARE AND REHABILITATION CENTER		197	38	16%	235
REGENTS PARK AT AVENTURA		221	14	6%	235
MIAMI JEWISH HEALTH SYSTEMS, INC	3	224	8	3%	235
Chatsworth at PGA National, LLC		223	12	5%	235
OAK HAMMOCK AT THE UNIVERSITY OF FLORIDA		229	6	3%	235
HOMESTEAD VILLAGE		223	11	5%	234
TRINITY REGIONAL REHAB CENTER		219	15	6%	234
OKEECHOBEE COUNTY HEALTH DEPT	1	153	80	34%	234
MEMPHIS PATHOLOGY LABORATORY	4	212	17	7%	233
ABBOTT LABORATORIES		146	87	37%	233
EDGEWATER AT WATERMAN VILLAGE,THE		217	15	6%	232
TGH		1	231	100%	232
DEPARTMENT OF HEALTH BUREAU OF FAMILY		230	2	1%	232
TERRACES OF LAKE WORTH CARE CENTER☐		220	12	5%	232
ARCPOINT LABS OF ST PETERSBURG		152	79	34%	231
Solaris Senior Living North Naples ALF		222	9	4%	231
ATLANTIC URGENT CARE		155	75	33%	230
ManorCare Health Services-Palm Harbor	1	229			230
Cross Gardens Care Center		229	1	0%	230
BAY COUNTY SHERIFFS OFFICE JAIL FACILITY		203	26	11%	229
MANDARIN PEDIATRICS		209	20	9%	229
STATMED QUICK QUALITY CLINIC AT NORTH PINELLAS		65	164	72%	229
LYNN HAVEN SPORTS COMPLEX-WALKON CLINIC		21	207	91%	228
SARAPATH DIAGNOSTICS		112	116	51%	228
ADVENT HEALTH - ORLANDO		170	58	25%	228
ABBOTT DIAGNOSTICS		214	14	6%	228
FELLOWSHIP HOME AT THE FAIRWAY LLC		221	6	3%	227
PARKS HEALTHCARE & REHABILITATION CTR	4	211	11	5%	226
CYPRESS COVE		220	6	3%	226
Avante at Inverness		224	1	0%	225
Lakewood Nursing Center		196	29	13%	225
ARCPOINT LABS OF SARASOTA MANATEE		148	77	34%	225
INNOVATIVE TRANSFUSION MEDICINE, INC	2	200	22	10%	224
Crossbreeze care center	1	221	2	1%	224
FLORIDA KEYS PEDIATRICS & ADOLESCENT CENTER		211	12	5%	223
Lake Port Square Health Center		208	15	7%	223
LEHIGH VALLEY GENOMICS			223	100%	223
PINNACLES PEDS CARE PA		222			222
WASHINGTON REHAB AND NURSING		213	9	4%	222
PEDIATRICS IN BREVARD PA		188	33	15%	221
LODGE HEALTH AND REHABILITATION CENTER, THE		188	32	15%	220
NORTH FLORIDA PEDIATRICS - MARIANNA		182	38	17%	220
BOND CLINIC, PA		158	62	28%	220

COVID-19: testing by laboratory

Data through Feb 20, 2021 verified as of Feb 21, 2021 at 09:25 AM

Data in this report are provisional and subject to change.

The numbers in the table below represent the number of Florida and non-Florida residents for whom test results were received by the Department of Health. A person can be tested by more than one laboratory and can have both positive and negative results. **Therefore, the sum of the numbers in each column will be larger than the total number of people tested.**

Reporting lab	Inconclusive	Negative	Positive	Percent positive	Total
WIMAUMA COMMUNITY HEALTH CENTER		179	41	19%	220
WOOD LAKE HEALTH AND REHABILITATION CENTER		219			219
AMERICAN FINNISH NURSING HOME	1	213	5	2%	219
SIGNATURE HEALTHCARE AT THE COURTYARD		172	47	21%	219
Boynnton Beach Rehabilitation Center	2	213	4	2%	219
UCC - WELLINGTON		3	216	99%	219
Avante at Orlando		214	4	2%	218
Signature healthcare of Jacksonville		213	5	2%	218
LAKE PORT SQUARE		200	17	8%	217
WHITE WILSON MEDICAL IMMEDIATE CARE NICEVILLE		16	201	93%	217
THE RESIDENCE AT TIMBER PINES	4	188	25	12%	217
KR at Hillsborough Lakes/Lutz Healthcare		207	10	5%	217
THE MANOR AT CARPENTERS		185	32	15%	217
AZALEA TRACE		203	13	6%	216
BROOKDALE ATRIM WAY		210	6	3%	216
HOSPICE OF LAKE & SUMTER INC	1	211	4	2%	216
ST. CLOUD REGIONAL MEDICAL CENTER		199	17	8%	216
DISCOVERY VILLAGE AT MELBOURNE		189	26	12%	215
GATEWAY/ADVENT CENTRA CARE	1	24	190	88%	215
Consulate Health Care of North Fort Myers		203	12	6%	215
ARBOR FACILITY INC		215			215
ASCENSION MEDICAL GROUP		5	210	98%	215
BLOCK, NATION, CHASE, AND SMOLEN FAMILY MEDICINE		157	57	27%	214
CCS - JOSEPH V CONTE		212	2	1%	214
MOBILE MEDICAL ASSOCIATES PL	9	173	31	15%	213
LA MER NH LLC		208	5	2%	213
CONSULATE HEALTH CARE OF WINTER HAVEN		209	3	1%	212
LAKESIDE NEUROLOGIC		203	9	4%	212
Life Care Center of Sarasota		200	12	6%	212
POCONO MEDICAL CENTER		212			212
ORANGE COUNTY HEALTH DEPT		201	11	5%	212
WIREGRASS DIRECT PRIMARY CARE PLLC		179	33	16%	212
PCB CLINIC		167	45	21%	212
NORTH FLORIDA PEDIATRICS PA - DUVAL		183	28	13%	211
EDGEWOOD NURSING CENTER		204	7	3%	211
SUNRISE DIAGNOSTIC LABORATORY		158	53	25%	211
AYERS HEALTH & REHABILITATION CENTER		206	4	2%	210
Taylor Care Center		204	5	2%	209
Orchid Cove at Sarasota		208	1	0%	209
The Palace Nursing and Rehabilitation Center		209			209
FORT PIERCE HEALTH CARE		202	7	3%	209
HEALTH FIRST - HOLMES REGIONAL MEDICAL CENTER		32	177	85%	209
Whispering Oaks	11	175	23	11%	209
CORAL REEF NURSING & REHABILITATION CENTER		204	4	2%	208
DOCTORS MEMORIAL FAMILY MEDICINE	2	142	64	31%	208
HEARTLAND PEDIATRICS OF LAKE PLACID PA		180	27	13%	207
NSPIRE HEALTHCARE LAUDERHILL		201	6	3%	207

COVID-19: testing by laboratory

Data through Feb 20, 2021 verified as of Feb 21, 2021 at 09:25 AM

Data in this report are provisional and subject to change.

The numbers in the table below represent the number of Florida and non-Florida residents for whom test results were received by the Department of Health. A person can be tested by more than one laboratory and can have both positive and negative results. **Therefore, the sum of the numbers in each column will be larger than the total number of people tested.**

Reporting lab	Inconclusive	Negative	Positive	Percent positive	Total
ST MARK VILLAGE		201	5	2%	206
Heartland Healthcare of Ft. Myers	1	204	1	0%	206
SUPERIOR RESIDENCES OF PANAMA CITY BEACH		200	6	3%	206
FULGENT GENETICS	2	164	39	19%	205
PENSACOLA PEDIATRICS PA - TIGER POINT	18	180	7	3%	205
DE LUNA HEALTH AND REHABILITATION CENTER		183	22	11%	205
WALGREENS 10670		180	24	12%	204
CONEY ISLAND HOSPITAL		197	7	3%	204
GLENRIDGE ON PALMER RANCH,THE		195	8	4%	203
MY HEALTHY BLUEPRINT BY BAPTIST HEALTH CARE		166	37	18%	203
MACTOWN, INC		201	2	1%	203
VETERANS AFFAIRS ORLANDO VA MEDICAL CENTER			202	100%	202
PATHGROUP LABS LLC		97	105	52%	202
Consulate Healthcare of West Palm Beach		186	16	8%	202
BROOKDALE OF SPRING HILL	9	191	2	1%	202
POLK COUNTY HEALTH DEPARTMENT		178	24	12%	202
SOLARIS SENIOR LIVING VERO BEACH		194	7	3%	201
Governors Creek Health and Rehabilitation	1	198	2	1%	201
ADVENT HEALTH CENTRA CARE - APOPKA NORTH		171	30	15%	201
PALM BEACH PEDIATRICS PA	2	178	21	10%	201
VAMC WEST PALM LAB		5	196	98%	201
LCS SANDHILL COVE LLC DBA	6	187	7	4%	200
HERITAGE HEALTHCARE AND REHABILITATION CENTER		195	5	3%	200
LIFE CARE CENTER OF PORT ST. LUCIE		190	9	5%	199
ADVENT HEALTH - CARROLLWOOD	4	169	26	13%	199
PENSACOLA PEDIATRICS, PA		182	17	9%	199
DEPARTMENT OF HEALTH & HUMAN SERVICES		198			198
Nspire Health Care Kendall		188	10	5%	198
LAUREL POINT CARE ACQUISITION LLC DBA SANDGATE GARDENS REHAB AND NURSI		171	27	14%	198
QUOTIENT SCIENCES		192	6	3%	198
BAYVIEW CENTER		193	5	3%	198
San Jose Health & Reabilitation		192	6	3%	198
BORLAND GROOVER CLINIC	1	161	35	18%	197
PALMS MEDICAL GROUP HIGH SPRINGS		166	31	16%	197
BARTON HEALTH ALLIANCE		159	38	19%	197
Surrey Place Healthcare and Rehabilitation		195	2	1%	197
ADVENT HEALTH CENTRA CARE - DAYTONA BEACH		94	103	52%	197
FLORIDA ATLANTIC UNIVERSITY STUDENT HEALTH		160	36	18%	196
WHITE-WILSON MEDICAL CENTER - NICEVILLE		172	24	12%	196
STERLING HOUSE OF DELAND		195	1	1%	196
BROOKDALE LAKE TAVARES		191	5	3%	196
ABBIEJEAN RUSSELL CARE CENTER□		195			195
SURREY PLACE CARE CENTER		189	6	3%	195
LAKE VIEW CARE CENTER AT DELRAY		189	6	3%	195
CONSULATE HEALTH CARE OF MELBOURNE		190	4	2%	194
FOUNTAIN INN NURSING & REHABILITATION CTR, INC		188	6	3%	194
Bayside Health and Rehabilitation		165	29	15%	194

COVID-19: testing by laboratory

Data through Feb 20, 2021 verified as of Feb 21, 2021 at 09:25 AM

Data in this report are provisional and subject to change.

The numbers in the table below represent the number of Florida and non-Florida residents for whom test results were received by the Department of Health. A person can be tested by more than one laboratory and can have both positive and negative results. **Therefore, the sum of the numbers in each column will be larger than the total number of people tested.**

Reporting lab	Inconclusive	Negative	Positive	Percent positive	Total
INN AT ASTON GARDENS, THE		186	7	4%	193
SARNO EXTENDED HOURS		124	69	36%	193
TARPON POINT NURSING AND REHABILITATION CENTER		190	3	2%	193
PADDOCK RIDGE		189	3	2%	192
HEALTH LINK DIAGNOSTIC LABORATORIES		182	9	5%	191
Cross Terrace REhabilitation		189	2	1%	191
AMELIA MEDICAL CARE		44	147	77%	191
NO FLORIDA PEDIATRICS, PA		165	26	14%	191
FLORIDA HEALTH CARE PLAN INC		2	189	99%	191
LAKEVIEW INTERNAL MEDICINE		135	55	29%	190
CYPRESS POINT LIVING, LLC		175	15	8%	190
Concordia Village of Tampa AL		185	5	3%	190
NEO GENOMICS - FORT MYERS	1	183	6	3%	190
ARDEN COURTS OF TAMPA		185	4	2%	189
SOUTHLAND SUITES OF ORMOND BEACH	4	185			189
SAMIR EBEID MD		168	21	11%	189
WOMEN'S CARE FLORIDA LABORATORY		183	5	3%	188
PONTE VEDRA GARDENS		187	1	1%	188
FINLAY CLINICAL LABORATORY INC		36	152	81%	188
BMCB MOLECULAR DIAGNOSTIC SUBSECTION		177	11	6%	188
OCEAN REEF MEDICAL CENTER		150	38	20%	188
Flagler Health and Rehabilitation		185	3	2%	188
BOCA RATON REHABILITATION CENTER	4	180	3	2%	187
PLANTATION NURSING & REHAB CENTER		187			187
ANTHEM LAKES LLC		151	35	19%	186
ST ANTHONYS REHABILITATION HOSPITAL	9	175	2	1%	186
CORAL GABLES NURSING & REHABILITATION CENTER		176	10	5%	186
WATERMARK LAKE POINTE WOODS LLC		167	18	10%	185
ADVENT HEALTH - LAKE NONA		159	26	14%	185
ADVENT		172	13	7%	185
EVENT MED SERVICES LABORATORY		182	3	2%	185
VIERA MANOR ASSISTED LIVING RESIDENCE		178	7	4%	185
GRACE PEDIATRICS		155	30	16%	185
NIGHT LITE PEDIATRICS WINTER GARDEN		144	40	22%	184
GEORGIA DEPARTMENT OF PUBLIC HEALTH	1	5	178	97%	184
ST. JAMES BAY HEALTH AND REHABILITATION CENTER		183	1	1%	184
LUIS A GHIGLINO MD PA		178	6	3%	184
BONIFAY NURSING AND REHAB CENTER		155	29	16%	184
CHEEK AND SCOTT DRUGS INC		147	37	20%	184
COLONY CLUB ALF,THE		170	13	7%	183
ADVENT HEALTH CENTRA CARE - WESLEY CHAPEL		13	170	93%	183
PALM HARBOR FAMILY PRACTICE & WALK-IN		136	46	25%	182
MATHISON RETIREMENT COMMUNITY, INC	1	173	8	4%	182
VI AT BENTLEY VILLAGE HOME CARE		181	1	1%	182
BAPTIST HEALTH PRIMARY CARE	1	134	47	26%	182
Sunnyside Nursing Home		179	3	2%	182
UNIVERSITY OF MIAMI		54	127	70%	181

COVID-19: testing by laboratory

Data through Feb 20, 2021 verified as of Feb 21, 2021 at 09:25 AM

Data in this report are provisional and subject to change.

The numbers in the table below represent the number of Florida and non-Florida residents for whom test results were received by the Department of Health. A person can be tested by more than one laboratory and can have both positive and negative results. **Therefore, the sum of the numbers in each column will be larger than the total number of people tested.**

Reporting lab	Inconclusive	Negative	Positive	Percent positive	Total
NADAL PEDIATRICS - VICTORIA STREET (3385)		153	28	15%	181
AMA MEDICAL GROUP LLC		152	29	16%	181
ARTHREX MEDICAL CENTER	1	81	99	55%	181
PW WINDERMERE SUBTENANT LLC		180	1	1%	181
The Waterford		179	2	1%	181
MORSELIFE MEMORY CARE RESIDENCE		172	9	5%	181
MACCLENNY NURSING AND REHAB		164	17	9%	181
DOS OF NORTH SHORES NURSING & REHAB CENTER		180			180
POMPANO REHABILITATION AND NURSING CTR		180			180
Consulate Health Care of St. Petersburg		179	1	1%	180
ANGELS DIAGNOSTIC GROUP		143	37	21%	180
MILLER BIOCONNECT		155	24	13%	179
Chatham Glen Healthcare and Rehabilitation Center		172	7	4%	179
CANTERFIELD OF CLAY COUNTY		140	38	21%	178
ZON BEACHSIDE LLC		142	36	20%	178
SPEARHEAD MEDICAL		135	42	24%	177
STERLING HOUSE OF PUNTA GORDA		176	1	1%	177
PATRIOT MEDICAL LABORATORIES		170	7	4%	177
YOUR FAMILY WALK-IN CLINIC		13	164	93%	177
Heritage Park Rehabilitation & Healthcare		159	18	10%	177
ADVENT HEALTH CENTRA CARE - CARROLLWOOD		5	172	97%	177
Emory L Bennett State Veterans Nursing Home		173	3	2%	176
DISCOVERY VILLAGE AT NAPLES		159	17	10%	176
MEDICAL CONSULTANTS OF FLORIDA LLC	1	142	33	19%	176
TUSCAN GARDENS OF PALM COAST		170	5	3%	175
OAKBROOK HEALTH AND REHABILITATION CENTER	1	160	14	8%	175
HOSPITAL FOR SPECIAL SURGERY		172	3	2%	175
ARDEN COURTS OF SEMINOLE		135	40	23%	175
ASTON GARDENS AT PELICAN MARSH		169	5	3%	174
SANDY PINES	2	154	18	10%	174
LEESBURG PEDIATRICS		158	16	9%	174
ORLANDO HEALTH EMERGENCY DEPARTMENT		163	11	6%	174
The Inn at Sarasota Bay Club		172	2	1%	174
BARKLEY PLACE	1	168	4	2%	173
WELL-BEING MEDICAL CENTER PLLC		159	14	8%	173
JACKSONVILLE NURSING AND REHAB CENTER		166	6	3%	172
SUNCOAST URGENT CARE		127	45	26%	172
ALL SEASONS NAPLES LLC		167	5	3%	172
LAB CORP	1	96	75	44%	172
CITY OF PORT SAINT LUCIE		159	12	7%	171
PRIMECARE OF DOTHAN		118	53	31%	171
BROOKDALE FORT MYERS THE COLONY		167	4	2%	171
CANTERFIELD OF OCALA, LLC		159	11	6%	170
ROSECASTLE OF CITRUS		140	30	18%	170
GUEST HOUSE OCALA, THE		165	5	3%	170
GOOD SAMARITAN SOCIETY OF DELAND		159	11	6%	170
BAY VUE NURSING AND REHABILITATION CENTER		160	10	6%	170

COVID-19: testing by laboratory

Data through Feb 20, 2021 verified as of Feb 21, 2021 at 09:25 AM

Data in this report are provisional and subject to change.

The numbers in the table below represent the number of Florida and non-Florida residents for whom test results were received by the Department of Health. A person can be tested by more than one laboratory and can have both positive and negative results. **Therefore, the sum of the numbers in each column will be larger than the total number of people tested.**

Reporting lab	Inconclusive	Negative	Positive	Percent positive	Total
ALLSOUTH URGENT CARE		6	163	96%	169
Life Care Center of Orlando		164	5	3%	169
ADVANCED MEDICAL GROUP		1	168	99%	169
PANAMA CITY DEVELOPMENTAL CENTER□		168			168
HOLISTIC PEDIATRICS GROUP LLC		146	21	13%	167
URGENT CARE OF THE PALM BEACHES, NORTH PALM BEACH			167	100%	167
ADVENT HEALTH CENTRA CARE - TEMPLE TERRACE	1	103	63	38%	167
CHILDREN MED CARE INC		142	25	15%	167
CONCORD LIFE SCIENCES LLC	1	149	17	10%	167
FLAGLER COUNTY DETENTION CENTER		158	8	5%	166
BENDERSON FAMILY SKILLED NURSING AND□		149	17	10%	166
BROOKDALE ORANGE PARK		165	1	1%	166
MIRACLE HILL NURSING & REHABILITATION CENTER INC		160	5	3%	165
US MEDICAL CARE, INC		148	17	10%	165
THE ARLINGTON OF NAPLES INC.		162	3	2%	165
GENE BY GENE		61	104	63%	165
DAIRY ROAD URGENT CARE	2	71	92	56%	165
ST PETERSBURG PEDIATRICS-EAST BAY	1	136	28	17%	165
CENTRAL FLORIDA HEALTHCARE GROUP LLC		143	21	13%	164
ARDEN COURTS OF LARGO FL, LLC		146	18	11%	164
EXOSOME DIAGNOSTICS	1	145	18	11%	164
TUSCAN GARDENS OF VENETIA MANAGEMENT COMPANY		150	13	8%	163
BRADENTON HEALTH CARE		163			163
OSPREY VILLAGE AT AMELIA ISLAND LTD		155	8	5%	163
MEADOWCREST FAMILY PHYSICIANS		97	66	40%	163
TRI COUNTY NURSING HOME		162	1	1%	163
PRECISION GENETICS, INC		156	6	4%	162
AFTER HOURS PEDIATRICS INC	1	1	160	99%	162
SOUTH BALDWIN REGIONAL MEDICAL CENTER		151	11	7%	162
SOMERBY LAKE NONA		154	7	4%	161
NEW YORK CITY DEPARTMENT OF HEALTH & MENTAL		129	32	20%	161
WOODBRIIDGE FACILITY INC		156	5	3%	161
FIRST CHOICE PEDIATRICS SEMORAN		80	81	50%	161
CAYUGA MEDICAL CENTER AT ITHACA		156	5	3%	161
KEYSTONE REHAB		160			160
GLADES HEALTH CARE CENTER		157	3	2%	160
GREENBRIAR REHABILITATION AND NURSING CENTER	1	159			160
RITECARE MEDICAL CENTER		101	59	37%	160
BRIGHTON EGGERT PHARMACY INC		155	5	3%	160
CITRUS HEALTH AND REHAB		128	31	19%	159
SUWANNEE VALLEY NURSING CENTER		145	14	9%	159
ARCADIA HEALTH AND REHABILITATION CENTER		100	59	37%	159
BEACON AT GULF BREEZE, THE	2	149	7	4%	158
WUESTHOFF REF LABORATORY			158	100%	158
ADVENT HEALTH - TIMBERRIDGE ER		132	26	16%	158
MID FLORIDA PATHOLOGY LLC MOBILE UNIT #4		107	50	32%	157
NORTH FLORIDA INTERNAL MEDICINE PA		123	33	21%	156

COVID-19: testing by laboratory

Data through Feb 20, 2021 verified as of Feb 21, 2021 at 09:25 AM

Data in this report are provisional and subject to change.

The numbers in the table below represent the number of Florida and non-Florida residents for whom test results were received by the Department of Health. A person can be tested by more than one laboratory and can have both positive and negative results. **Therefore, the sum of the numbers in each column will be larger than the total number of people tested.**

Reporting lab	Inconclusive	Negative	Positive	Percent positive	Total
TIMBERRIDGE NURSING HOME & REHAB		123	33	21%	156
Englewood Healthcare and Rehab		141	15	10%	156
CSL PLASMA		31	125	80%	156
COCOA BEACH/ADVENT CENTRA		41	114	74%	155
WORKPLACE SCREENING INTELLIGENCE			155	100%	155
EDWARD J HEALEY REHAB & NURSING CENTER		155			155
WESLEY HAVEN VILLA	1	120	34	22%	155
PRUITT HEALTH		153	2	1%	155
ROSECASTLE OF ZEPHRHILLS		153	2	1%	155
ADVENT HEALTH - WESTCHASE ER		130	24	16%	154
DIAMOND RIDGE		147	7	5%	154
PALMETTTO FACILITY INC	1	153			154
IMA MEDICAL GROUP		95	58	38%	153
FAWCETT MEMORIAL HOSPITAL-LAB		39	114	75%	153
DOCTORS MEMORIAL FAMILY PRACTICE	2	118	33	22%	153
MOBILE INFIRMARY MED CENTER PATH LAB		137	15	10%	152
SPRINGS AT LAKE POINTE WOODS		150	2	1%	152
POINTE, THE		122	28	19%	150
LABORATORY OF FLORIDA		97	53	35%	150
KENILWORTH CARE & REHABILITATION CENTER		141	8	5%	149
SEASIDE HEALTH AND REHABILITATION CENTER		92	57	38%	149
LAKEVIEW TERRACE RETIREMENT COMMUNITY		132	17	11%	149
PRECISION HEALTH RESOURCES, LLC	1	133	15	10%	149
QUICK CARE MED LLC	1	120	27	18%	148
GULF COAST MEDICAL CENTER		144	4	3%	148
BAY EDUCATORS WELLNESS CENTER		94	54	36%	148
HOSPICE OF ST FRANCIS INC		142	6	4%	148
GOLD CHOICE SENIOR COMMUNITIES		107	40	27%	147
FARAH MEDICAL		137	10	7%	147
SOUTHERN LABORATORY SERVICES OF NWF		120	27	18%	147
MIAMI VA HEALTHCARE SYSTEM			147	100%	147
SEAGRASS VILLAGE FLEMING ISLAND		110	37	25%	147
REFUAH HEALTH CENTER LABORATORY		140	7	5%	147
CORE BIO LABS		76	70	48%	146
HAWKINS FAMILY MEDICINE LLC		100	46	32%	146
PEDIATRIC SPECIALISTS MEDICAL GROUP	1	134	11	8%	146
PHYSICIANS REGIONAL MEDICAL CENTER - PINE RIDGE		19	127	87%	146
KINDRED HOSPITAL THE PALM BEACHES		141	5	3%	146
MIDWAY PRIMARY CARE, LLC	11	79	56	38%	146
COASTAL INTERNAL MEDICINE		109	37	25%	146
REGENCY CARE OF BLOUNTSTOWN LLC		135	10	7%	145
PEDIATRICS OF GREATER ORLANDO		127	18	12%	145
HUNT CLUB PEDIATRIC ASSOCIATES PA		89	56	39%	145
ARDEN COURTS OF DELRAY BEACH FL LLC	3	132	9	6%	144
PALM BEACH COUNTY HEALTH DEPT LAB	4	134	6	4%	144
PATHWAY PHARMACY		115	29	20%	144
PROVIDENCE HOSPITAL LABORATORY		136	8	6%	144

COVID-19: testing by laboratory

Data through Feb 20, 2021 verified as of Feb 21, 2021 at 09:25 AM

Data in this report are provisional and subject to change.

The numbers in the table below represent the number of Florida and non-Florida residents for whom test results were received by the Department of Health. A person can be tested by more than one laboratory and can have both positive and negative results. **Therefore, the sum of the numbers in each column will be larger than the total number of people tested.**

Reporting lab	Inconclusive	Negative	Positive	Percent positive	Total
NCRNC INC		140	4	3%	144
PHYSICIAN PARTNERS PERRY		81	62	43%	143
WALGREENS 6221		126	17	12%	143
BROOKDALE PENSACOLA		142	1	1%	143
ADVENTHEALTH CENTRA CARE PONCIANA	1	81	61	43%	143
JEFFERY WEINZWEIG		2	141	99%	143
SUMMERFIELD EMERGENCY ROOM		107	36	25%	143
Quail Run Health Care Center		143			143
BROOKDALE CAPE CORAL		143			143
MILLENNIUM LAB SERVICES			143	100%	143
CRYSTAL RIVER HEALTH & REHAB		142			142
The Crossroads		141	1	1%	142
SUNNY HILLS ALF OF SEBRING INC		131	11	8%	142
VENICE REGIONAL BAYFRONT HEALTH (PULMONARY)		126	16	11%	142
WRIGHTS HEALTH CARE AND REHABILITATION CENTER		112	30	21%	142
CROSSWINDS HEALTH AND REHABILITATION CENTER	1	138	2	1%	141
OAKS OF KISSIMMEE HEALTH AND REHABILITATION CENTER		138	3	2%	141
HIGHLANDS URGENT CARE			141	100%	141
NOVARI CARE LLC		97	44	31%	141
UNIVERSITY OF CENTRAL FLORIDA HEALTH SERVICES		141			141
UNITED CLINICAL LABORATORIES		132	9	6%	141
PORT ST LUCIE REHABILITATION AND HEALTHCARE		98	43	30%	141
GRAVITY DIAGNOSTICS, LLC		36	104	74%	140
ELLENTON PEDIATRICS PA		129	11	8%	140
VIPEDIATRICS PLLC		128	12	9%	140
FHMG-FLORIDA HOSPITAL MEDICAL GROUP		118	22	16%	140
WEDGEWOOD HEALTHCARE CENTER		92	48	34%	140
MEDICATION ROOMS-CSU/CI NURSE STATION	1	128	10	7%	139
LABCORP BURLINGTON		108	31	22%	139
FAMILY EXTENDED CARE OF CENTRAL TAMPA		121	18	13%	139
PALM BEACH COUNTY FIREFIGHTERS HEALTH CLINIC, LLC		111	28	20%	139
Gulf Coast Healthcare (Longwood Health and Rehab		118	21	15%	139
220 GOLDEN, LLC	1	123	15	11%	139
Hampton Court Nursing and Rehabilitation Center		136	2	1%	138
AMERICAN PATHOLOGY PARTNERS		136	2	1%	138
KRYSTAL BAY NURSING AND REHABILITATION		134	4	3%	138
ALTAMONTE MD			138	100%	138
LabCorp L#09258090 M#09258105		74	64	46%	138
ADVENT HEALTH CENTRA CARE - DELAND		28	109	80%	137
SONATA COCONUT CREEK	2	111	24	18%	137
PPC-LAB EDI ORCHARD BI		129	8	6%	137
SUNY UPSTATE MEDICAL UNIVERSITY		130	7	5%	137
MANOR AT BLUEWATER BAY		131	6	4%	137
VA PAIN CLINIC	2	121	14	10%	137
ADVENT HEALTH CENTRA CARE - CITRUS PARK		9	128	93%	137
JACKSONVILLE UNIVERSITY		125	11	8%	136
CHARTER SENIOR LIVING OF PANAMA CITY BEACH		115	21	15%	136

COVID-19: testing by laboratory

Data through Feb 20, 2021 verified as of Feb 21, 2021 at 09:25 AM

Data in this report are provisional and subject to change.

The numbers in the table below represent the number of Florida and non-Florida residents for whom test results were received by the Department of Health. A person can be tested by more than one laboratory and can have both positive and negative results. **Therefore, the sum of the numbers in each column will be larger than the total number of people tested.**

Reporting lab	Inconclusive	Negative	Positive	Percent positive	Total
DAYSPRING VILLAGE		114	22	16%	136
CRANE CENTER		105	31	23%	136
DOLPHIN POINTE HEALTH CARE LLC		118	18	13%	136
VILLAGE PLACE NH LLC□		112	24	18%	136
SONATA DELRAY BEACH		125	11	8%	136
LONGWOOD HEALTH AND REHABILITATION CENTER		124	11	8%	135
HIGHLANDS LAKE CENTER		132	3	2%	135
CLARE BRIDGE OF CAPE CORAL	1	134			135
SEAVIEW NURSING AND REHABILITATION CENTER		134	1	1%	135
HIALEAH SHORES NURSING AND REHAB CENTER		127	8	6%	135
IRL MARKET LAB ALACHUA		104	31	23%	135
FLORIDA DEPARTMENT OF HEALTH IN TAYLOR COUNTY	1	94	40	30%	135
PEDIATRIC CARE CENTER		135			135
ADVENT HEALTH CENTRA CARE - ORANGE CITY	1	53	81	60%	135
MILLENNIUM PHYSICIAN GROUP LLC		114	20	15%	134
ADVANCED MEDICAL CENTER		86	48	36%	134
DOCTOR'S IN HOUSE LABORATORY		18	116	87%	134
VILLAGE PEDIATRICS LLC		109	25	19%	134
JACKSON COUNTY HEALTH DEPARTMENT		95	39	29%	134
MV MEDICAL PRACTICE DBA PRIMARY URGENT CARE		127	7	5%	134
ADVENTHEALTH HOSPICE CARE CENTRAL FLORIDA		132	2	1%	134
MARTIN ACQUISITION 1 LLC DBA		121	13	10%	134
FORT WALTON REHABILITATION CENTER		96	37	28%	133
JUNO DERMATOLOGY LLC		120	13	10%	133
STEWART MEDICAL GROUP		34	99	74%	133
RDV SPORTSPLEX PEDIATRICS		111	21	16%	132
NEMOURS CHILDREN'S URGENT CARE		80	52	39%	132
QUEENS HOSPITAL CENTER	1	123	8	6%	132
GRAVITY DIAGNOSTICS		45	87	66%	132
REGENCY PARK		114	18	14%	132
ALL FLORIDA FAMILY AND SPORTS MEDICINE		114	18	14%	132
DESOTO PALMS ALF		127	5	4%	132
THE REHABILITATION CENTER OF LAKE CITY		127	5	4%	132
INTEGRATED REGIONAL LABORATORIES		119	12	9%	131
THE WELLNESS CENTER AT LAKEWOOD RANCH		43	88	67%	131
CENTRACARE		17	113	87%	130
WEST COAST FAMILY MEDICAL CARE		100	30	23%	130
STERLING HOUSE OF WINTER HAVEN		127	3	2%	130
NAVARRE GARDENS LLC		104	25	19%	129
BMHSI-AEL MICROBIOLOGY LABORATORY	2	102	25	19%	129
LAKE REGIONAL URGENT CARE		7	122	95%	129
TRI-COUNTY NURSING HOME		117	12	9%	129
SIGNATURE HEALTHCARE OF ORANGE PARK		126	3	2%	129
NO FLORIDA PEDIATRICS, PA - BRADFORD		108	21	16%	129
SOUTH CAMPUS FACILITY INC		122	7	5%	129
CLEARWATER STATMED QUICK QUALITY CLINICS		38	90	70%	128
CARENOW URGENT CARE - LAKE MARY			128	100%	128

COVID-19: testing by laboratory

Data through Feb 20, 2021 verified as of Feb 21, 2021 at 09:25 AM

Data in this report are provisional and subject to change.

The numbers in the table below represent the number of Florida and non-Florida residents for whom test results were received by the Department of Health. A person can be tested by more than one laboratory and can have both positive and negative results. **Therefore, the sum of the numbers in each column will be larger than the total number of people tested.**

Reporting lab	Inconclusive	Negative	Positive	Percent positive	Total
GESSLER CLINIC PA		98	29	23%	127
LIFE CARE CENTER OF ALTAMONTE SPRINGS		102	25	20%	127
CARENOW LAKE MARY			127	100%	127
NAPHCARE, INC AT MANATEE COUNTY JAIL		102	25	20%	127
VILLA MARIA WEST SKILLED NURSING FACILITY		120	7	6%	127
DB MD		114	13	10%	127
Shoal Creek Rehabilitation Center		85	42	33%	127
FINNISH AMERICAN REST HOME-ALF		125	2	2%	127
ADVENTHEALTH EXPRESS CARE AT WESLEY CH		114	13	10%	127
HILLSBOROUGH COUNTY DEVELOPMENTAL CTR□	1	117	8	6%	126
WILLOW BROOKE COURT AT AZALEA TRACE		126			126
PROVISTA DIAGNOSTICS, INC		123	3	2%	126
QUICK CARE MED PL CR		80	46	37%	126
WINDSOR OF LAKEWOOD RANCH,THE		123	2	2%	125
FOUNTAINS OF HOPE LLC, THE		124	1	1%	125
Lakeside Nursing and Rehabilitation Center	1	99	25	20%	125
ARBOR GLEN AT ARBOR TRACE	2	113	9	7%	124
CITRUS MEMORIAL HOSPITAL			124	100%	124
Kindred Hospital South Florida Hollywood SNU		117	7	6%	124
MANOR CARE OF PALM HARBOR		123	1	1%	124
LORI MCAULIFFE MD PA		104	20	16%	124
MAINSTREAM DIAGNOSTIC LABORATORY LLC		108	16	13%	124
KINDRED HOSPITAL-BAY AREA-ST PETERSBURG LAB	1	117	6	5%	124
CARE CENTERS OF NASSAU		121	3	2%	124
ST AUGUSTINE HEALTH & REHAB CENTER		124			124
ARDEN COURTS OF FORT MYERS		121	3	2%	124
THE CLUB AND REHABILITATION CENTER		123	1	1%	124
TUSCAN ISLE CHAMPIONSGATE OP CO LLC		121	2	2%	123
TGH URGENT CARE - SEMINOLE			123	100%	123
PARTICLE THEORY LABS		114	9	7%	123
HARBORCHASE OF VERO BEACH	1	107	15	12%	123
ISLAND HEALTH AND REHABILITATION CENTER		122	1	1%	123
JUPITER MEDICAL CENTER URGENT CARE - STUART		90	32	26%	122
AMERICAN HOUSE-BONITA SPRINGS□		121	1	1%	122
PROMPT CARE OF CENTRAL FLORIDA			122	100%	122
AZALEA TRACE PHYSICIAN SERVICES		121	1	1%	122
ADVENT HEALTH CENTRA CARE - BRANDON		31	91	75%	122
The Crossings		120	2	2%	122
COQUINA CENTER		119	3	2%	122
NORTH FL SOUTH GA HCS-MALCOM RANDALL VAMC			122	100%	122
AMERICAN FAMILY MEDICAL LLC		84	38	31%	122
CLINICA HISPANA		1	121	99%	122
PBC FIREFIGHTER BENEFIT FUND WELLNESS CENTER		94	27	22%	121
PARKVIEW HEALTH		121			121
VENICE REGIONAL MEDICAL CENTER BAYFRONT HEALTH		53	68	56%	121
FLORIDA HEALTH CARE PLANS INC		1	120	99%	121
FAWCETT MEMORIAL HOSPITAL LABORATORY			121	100%	121

COVID-19: testing by laboratory

Data through Feb 20, 2021 verified as of Feb 21, 2021 at 09:25 AM

Data in this report are provisional and subject to change.

The numbers in the table below represent the number of Florida and non-Florida residents for whom test results were received by the Department of Health. A person can be tested by more than one laboratory and can have both positive and negative results. **Therefore, the sum of the numbers in each column will be larger than the total number of people tested.**

Reporting lab	Inconclusive	Negative	Positive	Percent positive	Total
SEA PINES REHABILITATION HOSPITAL		120	1	1%	121
URGENT CARE TCMA			120	100%	120
ALLCARE MEDICAL CENTERS PC		98	22	18%	120
BROOKDALE JENSEN BEACH☐		117	3	3%	120
MEYER PEDIATRICS		107	13	11%	120
FLORIDA DEPARTMENT OF HEALTH IN LAKE COUNTY	1	78	41	34%	120
IQBAL A FARUQUI MD☐		88	32	27%	120
WILLOWBROOKE COURT AT ST ANDREWS ESTATES		114	5	4%	119
PALMS FACILITY INC		104	15	13%	119
ISLAND URGENT CARE PLLC DBA AFC URGENT CARE		118	1	1%	119
MATHISON RETIREMENT COMMUNITY		114	5	4%	119
WHITE WILSON MEDICAL CENTER IMMEDIATE CARE		17	102	86%	119
BOSTON RED SOX CLUB LP		117	2	2%	119
SONNIS PEDIATRICS PA		107	12	10%	119
PSL NAPLES BH OPERATIONS, LLC		118			118
ST VINCENT'S AMBULATORY CARE INC DBA	2	98	18	15%	118
COASTAL HEALTH AND REHAB		110	8	7%	118
RDX BIOSCIENCE		60	58	49%	118
NURSING PLUS OF BROWARD LLC		103	15	13%	118
BELVEDERE COMMONS OF FORT WALTON BEACH		107	10	9%	117
NEIGHBORHOOD MEDICAL CENTER		112	5	4%	117
SPRING HAVEN RETIREMENT	1	116			117
CHERRY OAK PALM BEACH COUNTY		111	6	5%	117
THREE OAKS PHARMACY INC		105	12	10%	117
SH HERON EAST LLC☐		103	14	12%	117
MED COMP SCIENCES		1	116	99%	117
MINUTECLINIC DIAGNOSTIC OF RHODE ISLAND, LLC #729		113	4	3%	117
ACCESS MEDICAL CENTER		100	17	15%	117
STAR CARE		101	16	14%	117
ANCHOR CARE AND REHABILITATION CENTER		116	1	1%	117
Avante at Melbourne		116	1	1%	117
WINDERMERE MEDICAL CENTER		112	4	3%	116
JUPITER MEDICAL CENTER URGENT CENTER		85	31	27%	116
LEE COUNTY SCHOOL DISTRICT	1	108	7	6%	116
SUNFLOWER SPRINGS ASSISTED LIVING		105	10	9%	115
TIFFANY HALL NURSING AND REHAB CENTER		106	9	8%	115
PANAMA PHARMACY	3	95	17	15%	115
WALTON PLACE		115			115
The Ponce Therapy Care Center		111	4	3%	115
BROOKDALE COLONIAL PARK	2	112	1	1%	115
DIAGNOSTIC LABORATORY OF OKLAHOMA		92	23	20%	115
ELAN BUENA VISTA		97	17	15%	114
CITRUS MEMORIAL HEALTH SYSTEM LAB		2	112	98%	114
EAST NEW YORK DIAGNOSTIC AND TREATMENT		108	6	5%	114
CABANA AT JENSEN DUNES, THE		110	3	3%	113
BROWARD HEALTH CORAL SPRINGS EPIDEMIOLOGY DEPT		1	112	99%	113
TREASURE COAST MEDICAL ASSOCIATES		4	109	96%	113

COVID-19: testing by laboratory

Data through Feb 20, 2021 verified as of Feb 21, 2021 at 09:25 AM

Data in this report are provisional and subject to change.

The numbers in the table below represent the number of Florida and non-Florida residents for whom test results were received by the Department of Health. A person can be tested by more than one laboratory and can have both positive and negative results. **Therefore, the sum of the numbers in each column will be larger than the total number of people tested.**

Reporting lab	Inconclusive	Negative	Positive	Percent positive	Total
Courtyards of Orlando Care Center		101	12	11%	113
WILLISTON PEDIATRICS PA		91	22	19%	113
HOBDARI FAMILY HEALTH LLC□		78	35	31%	113
ALLIED HEALTH FORT PIERCE		112			112
Sandy Ridge Center for Rehabilitation and Healing		91	21	19%	112
ADVENTHEALTH MEDICAL GROUP FAMILY MEDICINE AT		88	24	21%	112
RESEARCH CENTERS OF AMERICA, LLC		91	21	19%	112
CLEVELAND CLINIC FOUNDATION		12	99	89%	111
NADAL PEDIATRICS		86	25	23%	111
JEFFERSON COUNTY HEALTH DEPARTMENT-MONTICELLO		80	30	27%	110
PHYSICIANS REGIONAL CLINIC		82	28	25%	110
MCW MENTAL HEALTH LLC		108	2	2%	110
MONTEFIORE MEDICAL CENTER LABORATORIES - MOSES		100	10	9%	110
A PLUS PEDIATRICS		96	14	13%	110
LAKE HOUSE ASSISTED LIVING		93	17	15%	110
METROPOLITAN HOSPITAL CENTER		105	4	4%	109
NORTH BEACH REHABILITATION CENTER		107	2	2%	109
SMILEY MEDICAL GROUP		80	29	27%	109
VITAS HEALTHCARE CORPORATION OF FLORIDA		106	3	3%	109
RIVERSIDE RECOVERY OF TAMPA		108	1	1%	109
MG PORT CHARLOTTE II SUBTENANT LLC		98	11	10%	109
TGH URGENT CARE – TYRONE		2	107	98%	109
PROFESSIONAL URGENT CARE SERVICES		76	32	30%	108
SACRED HEART HEALTH SYSTEM INC		83	25	23%	108
EVANS HEALTH CARE		106	2	2%	108
THE COURTYARD ASSISTED LIVING		104	4	4%	108
TRADITION MEDICAL CENTER LABORATORY		48	59	55%	107
BAY VIEW HEALTHCARE		85	22	21%	107
NASSAU COUNTY JAIL		93	14	13%	107
CCS - PAUL REIN DETENTION FACILITY		79	28	26%	107
GRAND OAKS HEALTH & REHABILITATION		106	1	1%	107
BENTON HOUSE AT OAKLEAF		79	28	26%	107
WESTWOOD NURSING & REHAB		74	33	31%	107
UNIVERSITY MEDICAL CENTER SUITES		94	13	12%	107
NAVY HOSPITAL			107	100%	107
EMBRY RIDDLE AERONAUTICAL UNIVERSITY HEALTH SERVICES		1	106	99%	107
HEART OF FLORIDA REGIONAL MED CTR		35	71	67%	106
MINUTECLINIC LLC #4987		92	14	13%	106
MD 365 MEDICAL CARE		105	1	1%	106
L&S SENIOR CARE DBA ARCADIA OAKS	4	101	1	1%	106
ELMCROFT OF BELLA VITA□		98	8	8%	106
BIODESIX, INC.		78	27	26%	105
PICH KTM CORP DBA MEDTOWN PHARMACY		89	16	15%	105
MEDICAL CONSULTANTS OF FLORIDA DBA	1	90	14	13%	105
SOLARIS SENIOR LIVING OF MERRITT ISLAND		102	3	3%	105
NORTH FLORIDA EVALUATION AND TREATMENT CENTER	2	98	5	5%	105
HOSPICE OF THE FLORIDA SUNCOAST,THE		105			105

COVID-19: testing by laboratory

Data through Feb 20, 2021 verified as of Feb 21, 2021 at 09:25 AM

Data in this report are provisional and subject to change.

The numbers in the table below represent the number of Florida and non-Florida residents for whom test results were received by the Department of Health. A person can be tested by more than one laboratory and can have both positive and negative results. **Therefore, the sum of the numbers in each column will be larger than the total number of people tested.**

Reporting lab	Inconclusive	Negative	Positive	Percent positive	Total
Mt Sinai Aventura			104	100%	104
SUMMIT MEDICAL GROUP		95	9	9%	104
GRANDE, THE	2	98	4	4%	104
VISTA MANOR		92	12	12%	104
UNIVERSITY HEALTH SYSTEM INC		93	10	10%	103
PINELLAS CARE CENTER		76	27	26%	103
PREDICTIVE LABORATORIES, INC	1	90	12	12%	103
North Lake Care Center		102	1	1%	103
VIERA DEL MAR HEALTH AND REHABILITATION CENTER		99	4	4%	103
WALGREENS 4915		92	11	11%	103
D PEDIATRICS		90	12	12%	102
MEASE COUNTRYSIDE HOSPITAL		1	101	99%	102
KINDRED HOSPITAL MELBOURNE	1	98	3	3%	102
CLERMONT URGENT CARE			102	100%	102
SOUTH BALDWIN MEDICAL CENTER GULF SHORES		81	21	21%	102
HEALTHPOINT MED GRP OF THE EMERALD COAST LLC		77	25	25%	102
FLAGLER COLLEGE HEALTH SERVICES		74	28	27%	102
ALL MY KIDS PEDIATRICS INC		75	27	26%	102
JPR URGENT MEDICAL CARE		99	2	2%	101
GEORGE SAFRAN MD PC		90	11	11%	101
MAGNOLIA MEDICAL CLINIC		11	90	89%	101
HOSPICE OF THE EMERALD COAST INC - PANAMA CITY	2	92	7	7%	101
ARBOR TERRACE ORTEGA LLC	2	97	2	2%	101
HOSPICE OF THE TREASURE COAST		98	3	3%	101
ADVENT HEALTH - PALM HARBOR ER		77	24	24%	101
APLS SERVICES LLC D/B/A CLEAR DIAGNOSTICS	10	91			101
AMERICAN HOUSE COCONUT POINT		88	13	13%	101
FAMILY MEDICAL CARE OF PALM BEACH		41	60	59%	101
Consulate Health Care of Port Charlotte		98	2	2%	100
LATE HOURS URGENT CARE		58	42	42%	100
Centre Pointe Health and Rehabilitation Center		89	11	11%	100
DOUGLAS T JACOBSON STATE VETERANS HOME		100			100
WELLOW URGENT CARE PC		100			100
MY CLINICAL LAB INC		17	82	83%	99
CENTRAL FLORIDA HEALTH CARE		47	52	53%	99
ARIZONA DEPARTMENT OF HEALTH SERVICES		5	94	95%	99
ST MARK ASSISTED LIVING CENTER	1	85	12	12%	98
Cross Landings Health and Rehabilitation		97	1	1%	98
GLOBAL CENTRAL LABS AT PPD	2	88	8	8%	98
URINEGOODHANDS LLC		96	2	2%	98
SEMINOLE COUNTY HEALTH DEPARTMENT		79	19	19%	98
LANDMARK, THE		48	50	51%	98
ISLAND DOCTORS		12	86	88%	98
WHITE PLAINS HOSPITAL CENTER LAB		94	4	4%	98
CHARLES CROFT MD	1	96	1	1%	98
FHMG LAKE MARY PEDS		84	14	14%	98
PLAZA OF HALLANDALE BEACH		98			98

COVID-19: testing by laboratory

Data through Feb 20, 2021 verified as of Feb 21, 2021 at 09:25 AM

Data in this report are provisional and subject to change.

The numbers in the table below represent the number of Florida and non-Florida residents for whom test results were received by the Department of Health. A person can be tested by more than one laboratory and can have both positive and negative results. **Therefore, the sum of the numbers in each column will be larger than the total number of people tested.**

Reporting lab	Inconclusive	Negative	Positive	Percent positive	Total
VIERA HOSPITAL			98	100%	98
FLORIDA COMMUNITY HEALTH CENTERS INC			98	100%	98
J FRANK AVEY MD		77	20	21%	97
SEMINOLE SPORTS AND FAMILY MEDICINE		86	11	11%	97
RIDGEWOOD DIAGNOSTIC LABORATORY		92	5	5%	97
WESTCHESTER MEDICAL CENTER		94	3	3%	97
ARBOR TRAIL		77	20	21%	97
HEALTH CENTERS AT BRENTWOOD		96	1	1%	97
VILLAS OF HOLLY BROOK - BRADENTON 14TH		97			97
PINELLAS COUNTY JAIL			97	100%	97
BAYSHORE MEMORY CARE		96			96
PEDIATRIC ASSOCIATES ORLANDO		82	14	15%	96
MARKET STREET VIERA		95	1	1%	96
MACADAMS HOME HEALTH AGENCY		95	1	1%	96
CCS - BROWARD COUNTY JAIL		90	6	6%	96
PEDIATRIC CARE CENTER- JACKSONVILLE BEACH		67	28	29%	95
DEVANSH LAB WERKS INC		79	16	17%	95
THE TERRACE OF KISSIMMEE		80	15	16%	95
KINDRED HOSPITAL - SOUTH FLORIDA		93	2	2%	95
CROSS CITY REHABILITATION AND HEALTH CARE CENTER		72	23	24%	95
SIGNATURE HEALTHCARE OF PORT CHARLOTTE		88	7	7%	95
PRIME HEALTH OF NORTH PORT LLC		85	10	11%	95
ORLANDO LUTHERAN TOWERS ASSISTED LIVING		94			94
FIRSTCARE CLINIC		42	52	55%	94
HIGHLANDS MEDICAL CENTER		91	3	3%	94
CAREATC CITY OF TAMPA		74	20	21%	94
DIAGNOSTIC SOLUTIONS		3	91	97%	94
MIAMI BEACH COMMUNITY HEALTH CENTER		1	93	99%	94
CONSULATE HEALTH CARE OF SARASOTA	1	93			94
Golfview Healthcare Center		90	3	3%	93
CAREMOUNT MEDICAL - PATHOLOGY		89	4	4%	93
KALEIDA HEALTH CENTER FOR LABORATORY		87	6	6%	93
ROHR HOME		90	3	3%	93
ALTERNATIVE LIVING, INC DBA TWIN CITIES PAVILION		91	2	2%	93
HURLBURT FIELD CLINIC		39	54	58%	93
PENNSYLVANIA DEPT OF HEALTH		21	72	77%	93
ADVENTHEALTH MEDICAL GROUP PRIMARY CARE		89	4	4%	93
SEVEN HILLS HEALTH AND REHABILITATION CENTER		76	16	17%	92
DAYSPRING SENIOR LIVING LLC		90	2	2%	92
KORGENE LAB	1	23	68	74%	92
HARBORCHASE OF NAPLES		79	13	14%	92
DIATHERIX LABORATORIES		52	40	43%	92
KINDRED HOSPITAL NORTH FLORIDA	3	84	5	5%	92
A2Z DIAGNOSTICS		91	1	1%	92
MINNESOTA TWINS		87	5	5%	92
ADVENT HEALTH CENTRA CARE - WATERMAN		79	13	14%	92
Peninsula Care and Rehab		79	12	13%	91

COVID-19: testing by laboratory

Data through Feb 20, 2021 verified as of Feb 21, 2021 at 09:25 AM

Data in this report are provisional and subject to change.

The numbers in the table below represent the number of Florida and non-Florida residents for whom test results were received by the Department of Health. A person can be tested by more than one laboratory and can have both positive and negative results. **Therefore, the sum of the numbers in each column will be larger than the total number of people tested.**

Reporting lab	Inconclusive	Negative	Positive	Percent positive	Total
FLORIDA MEDICAL CLINIC LLC		49	42	46%	91
BAHIA OAKS LODGE		85	6	7%	91
HERON CLUB AT PRESTANCIA		89	2	2%	91
SUNSHINE GARDENS		90	1	1%	91
KINDRED HOSPITAL SOUTH FLORIDA		89	2	2%	91
PEDIATRIC ASSOCIATES AT ARGYLE PA		84	6	7%	90
CLEAR MOLECULAR		88	2	2%	90
QPS, LLC		87	3	3%	90
KEYS MEDICAL GROUP			90	100%	90
ST PETERSBURG PEDIATRICS-MLK JUNIOR BLVD		82	8	9%	90
GULFCOAST PEDIATRICS		83	7	8%	90
JOHN KNOX VILLAGE OF FLORIDA ALF	1	85	4	4%	90
MAGNOLIA DIAGNOSTIC		2	88	98%	90
SUMMIT MEDICAL GROUP PA		81	9	10%	90
STUART LODGE LIVING LLC		66	23	26%	89
NORTH FLORIDA SPINE AND WELLNESS		69	20	22%	89
SUNLIFE PHARMACY		85	4	4%	89
ESCAMBIA COUNTY JAIL	1	62	26	29%	89
LIFE BRITE		73	16	18%	89
F&T MEDICAL RESEARCH, INC		89			89
ARBOR TERRACE SAN JOSE LLC	3	83	2	2%	88
PALMS EDGE	1	81	6	7%	88
LAKE GIBSON VILLAGE, LLC		85	3	3%	88
GOVERNOR'S CREEK HEALTH & REHABILITATION		87	1	1%	88
RITE MEDICAL CARE PC		87	1	1%	88
FREEDOM INN AT TARPON SPRINGS		81	7	8%	88
QUALITY URGENT CARE AND WELLNESS PL	2	55	31	35%	88
AVERO DIAGNOSTICS		64	24	27%	88
BRANDON HEALTH AND REHABILITATION CENTER	1	85	1	1%	87
CENTURY CENTER FOR REHABILITATION & HEALING		69	18	21%	87
LECONTE MEDICAL CENTER LAB		69	18	21%	87
EC OPCO CARROLLWOOD LLC		81	6	7%	87
325TH MEDICAL GROUP		76	11	13%	87
LABCORP RTP		34	53	61%	87
PACIFIC ANALYTICS			87	100%	87
HAZELDEN FLORIDA	1	83	3	3%	87
VITAS HEALTHCARE		77	10	11%	87
DISCOVERY VILLAGE AT THE FORUM		86			86
Crystal Health & Rehab Center		80	6	7%	86
NSPIRE HEALTHCARE TAMARAC		80	6	7%	86
East Bay Rehabilitation Center		52	34	40%	86
OPPENHEIMER PLASTIC SURGERY LLC		81	5	6%	86
SOUTH GEORGIA MEDICAL CENTER		48	38	44%	86
DELAND WELLNESS CENTER			86	100%	86
PEDIATRICS IN BREVARD PA- ROCKLEDGE		54	32	37%	86
PENSACOLA DEVELOPMENTAL CENTER		67	19	22%	86
CVS		19	66	78%	85

COVID-19: testing by laboratory

Data through Feb 20, 2021 verified as of Feb 21, 2021 at 09:25 AM

Data in this report are provisional and subject to change.

The numbers in the table below represent the number of Florida and non-Florida residents for whom test results were received by the Department of Health. A person can be tested by more than one laboratory and can have both positive and negative results. **Therefore, the sum of the numbers in each column will be larger than the total number of people tested.**

Reporting lab	Inconclusive	Negative	Positive	Percent positive	Total
PANCARE HEALTH GULF COUNTY		59	26	31%	85
W. FRANK WELLS NURSING HOME		84	1	1%	85
HEARTLAND PHARMACY LAKE PLACID, INC		60	25	29%	85
LIFE CARE CENTER OF JACKSONVILLE□		64	21	25%	85
ERIE COUNTY MEDICAL CTR CLINICAL LABS		81	4	5%	85
ADVANCED EMURGENT CARE		27	58	68%	85
AVANTE AT OCALA INC		55	30	35%	85
MINUTECLINIC DIAGNOSTIC OF SOUTH CAROLINA, LLC		69	16	19%	85
MIAMI SHORES NURSING & REHAB		85			85
MICRO PATH LABORATORIES INC		82	2	2%	84
NITE LITE PEDIATRICS – JACKSONVILLE		76	8	10%	84
PINES OF SARASOTA GARDEN		84			84
HAWTHORN HOUSE□		70	14	17%	84
WALGREENS #12673		82	2	2%	84
CLYDE E LASSEN STATE VETERANS NURSING HOME		59	25	30%	84
ATRIUM AT LIBERTY PARK□		80	4	5%	84
SANIBEL INTERNAL MEDICINE, LLC		81	3	4%	84
BAPTIST MEDICAL CENTER SOUTH		67	16	19%	83
STONY BROOK UNIVERSITY MEDICAL CENTER		69	14	17%	83
SENIOR LIVING VII TAMPA LLC□	1	73	9	11%	83
LABCORP EMPLOYER SERVICES		82	1	1%	83
LAFAYETTE NURSING AND REHABILITATION CENTER		81	2	2%	83
Baldwin Pediatrix		73	10	12%	83
Lexington Health and Rehabilitation Center		82			82
CANOPY ON BERRYHILL, THE		51	31	38%	82
CALADIUM PEDIATRICS		74	8	10%	82
PruittHealth Fleming Island		70	12	15%	82
THE PAVILION FOR HEALTH CARE		72	10	12%	82
HOSPICE OF MARTIN & ST LUCIE, INC		79	3	4%	82
COLLIER URGENT CARE CENTERS CREEKSIDE		78	4	5%	82
LAB		29	53	65%	82
CARE CENTERS OF NASSAU, LLC - HENDRICKS RD		81			81
ARDEN COURTS OF LELY PALMS□		79	2	2%	81
GRAND OAKS OF JENSEN BEACH LLC□		80	1	1%	81
MOOSEHAVEN LIFE CARE CENTER		81			81
BRILLIANCE ASSISTED LIVING		64	17	21%	81
BIO-TECH CLINICAL LABORATORIES		41	40	49%	81
ARBOR OAKS AT TYRONE	8	70	3	4%	81
HUNTSVILLE HOSPITAL LABORATORY		56	25	31%	81
LABFIRST - DEPARTMENT OF PATHOLOGY		78	3	4%	81
EAST ALABAMA MEDICAL CENTER LABORATORY		69	12	15%	81
PORT CHARLOTTE REHABILITATION CENTER		67	13	16%	80
SURFSIDE URGENT CARE		65	15	19%	80
MEMORY CARE OF NAPLES		80			80
MINUTECLINIC DIAGNOSTIC		74	6	8%	80
WINDSOR OAKS		79	1	1%	80
NEW SMYRNA BEACH URGENT CARE			80	100%	80

COVID-19: testing by laboratory

Data through Feb 20, 2021 verified as of Feb 21, 2021 at 09:25 AM

Data in this report are provisional and subject to change.

The numbers in the table below represent the number of Florida and non-Florida residents for whom test results were received by the Department of Health. A person can be tested by more than one laboratory and can have both positive and negative results. **Therefore, the sum of the numbers in each column will be larger than the total number of people tested.**

Reporting lab	Inconclusive	Negative	Positive	Percent positive	Total
ST PETERSBURG PEDIATRICS-SEMINOLE		69	11	14%	80
CBS LABS OF TAMPA LLC		3	76	96%	79
A COUNTRY PLACE ASSISTED LIVING FACILITY		77	2	3%	79
CATHOLIC HEALTH SYSTEM DEPT LABORATORY		77	2	3%	79
VETERANS AFFAIRS MEDICAL CENTER - PALO ALTO		28	51	65%	79
EDGEWATER AT WATERMAN VILLAGE		78	1	1%	79
SONATA WEST		77	2	3%	79
BALMORAL TENANT SERVICES INC	1	43	35	44%	79
SEMINOLE TRIBE OF FLORIDA		62	16	21%	78
GIBBENS FAMILY MEDICAL, LLC		60	18	23%	78
Madison Health and Rehabilitation Center		42	36	46%	78
HEARTLAND HEALTHCARE AND REHAB CENTER		56	22	28%	78
ASHRAF MEDICAL GROUP PLLC DBA PULSE MD		75	3	4%	78
CHAMBREL AT ISLAND LAKE		75	3	4%	78
LAKE MORTON PLAZA□		75	3	4%	78
ORANGE CITY NURSING AND REHAB		75	2	3%	77
DEBARY HEALTH AND REHABILITATION CENTER		75	2	3%	77
TRUE NORTH HEALTH NAVIGATION LLC DBA DISPATCHHEALTH	1	60	16	21%	77
PARK OF THE PALMS INC		77			77
LAKELAND REGIONAL HEALTH LAKE MIRIAM		37	40	52%	77
PLYMOUTH HOME FOR ADULTS, INC.	8	68	1	1%	77
NORTH PORT REHABILITATION AND NURSING CENTER□		75	1	1%	76
UNIVERSTIY CENTER MEDICAL LLC DBA	1	71	4	5%	76
MD 365 MEDICAL CARE PLLC		76			76
WALGREENS 9627		70	6	8%	76
DYNAMIC MEDICAL USA			76	100%	76
S-H THIRTY-FIVE OPCO- PORT ST LUCIE, LLC	1	75			76
CENTRAL BALDWIN IMMEDIATE CARE & FAMILY PRACTICE		58	18	24%	76
BEACHES PEDIATRICS PA		71	5	7%	76
BRADEN RIVER REHABILITATION CENTER LLC		76			76
WINDSOR REFLECTIONS		75	1	1%	76
CLINICAL PATHOLOGY ASSOCIATES-SONIC REFERENCE LAB		76			76
MOBILE PHYSICIAN SERVICES INC		67	8	11%	75
BOND CLINIC PA		43	32	43%	75
ST JOSEPH'S HOSPITAL LABORATORY			75	100%	75
HEALTH FIRST - PALM BAY HOSPITAL		2	73	97%	75
PROMEDICA LABORATORIES		21	54	72%	75
BAYCARE HEALTH SYSTEMS		2	73	97%	75
ADVENTHEALTH EXPRESSCARE		45	30	40%	75
TURNING POINT OF TAMPA		69	6	8%	75
LAKE HOWELL FAMILY MEDICINE ASSOCIATES		63	11	15%	74
BROOKDALE OVIEDO		72	2	3%	74
ACE BIOMEDICAL LABS LLC		61	13	18%	74
LONG TERM CARE OF JAY, LLC		53	21	28%	74
ST VINCENT'S BIRMINGHAM		68	6	8%	74
NOAH CLINICAL LABORATORY		63	11	15%	74
HUNTINGTON HOSPITAL LABORATORY		71	3	4%	74

COVID-19: testing by laboratory

Data through Feb 20, 2021 verified as of Feb 21, 2021 at 09:25 AM

Data in this report are provisional and subject to change.

The numbers in the table below represent the number of Florida and non-Florida residents for whom test results were received by the Department of Health. A person can be tested by more than one laboratory and can have both positive and negative results. **Therefore, the sum of the numbers in each column will be larger than the total number of people tested.**

Reporting lab	Inconclusive	Negative	Positive	Percent positive	Total
ROSECASTLE AT DELANEY CREEK		72	1	1%	73
BROWARD HEALTH MEDICAL CENTER		3	70	96%	73
FLORIDA PEDIATRIC GROUP		27	46	63%	73
ATMORE COMMUNITY HOSPITAL LABORATORY		51	22	30%	73
BAY PINES MEDICAL ASSOCIATES		1	72	99%	73
WATERCREST ST LUCIE WEST	1	69	3	4%	73
BROWARD HEALTH MEDICAL CENTER CLINICAL LAB			73	100%	73
CONSULATE HEALTH CARE - LAKE MARY		72	1	1%	73
SCOTT LAKE HEALTH AND REHABILITATION CENTER		71	2	3%	73
SIMED LABORATORY		57	16	22%	73
LAB PLUS, LLC AT SAINT THOMAS WEST HOSPITAL		59	14	19%	73
OAKHURST CENTER		65	7	10%	72
BIOREFERENCE LABORATORIES		9	63	88%	72
EXPERTUS LABORATORIES INC		24	48	67%	72
HAVEN OF OUR LADY OF PEACE		72			72
TUSCAN ISLE OPERATING COMPANY LLC DBA		69	3	4%	72
CRAIG BERGER MD PL D/B/A BAY AREA EYE INSTITUTE		72			72
AMMON LABS		61	10	14%	71
ADVANCED LAB		67	4	6%	71
BAY REGIONAL URGENT CARE	1	42	28	39%	71
STERLING HOUSE OF TALLAHASSEE	3	62	6	8%	71
BLISS HEALTHCARE SERVICES	1	49	21	30%	71
ALTAMONTE PEDIATRIC ASSOCIATES		31	40	56%	71
NORTH SHORE MEDICAL LABS	1	65	5	7%	71
CORNERSTONE MEDICAL CARE OF BRANDON PL		60	11	15%	71
SUMMIT AT VENICE	2	63	5	7%	70
LENOX HILL HOSPITAL		64	6	9%	70
Highlands Regional Hospital		63	7	10%	70
MACKOUL PEDIATRICS FORT MYERS		55	15	21%	70
LEE MEMORIAL HEALTH SYSTEM HEALTH FAIR		66	4	6%	70
SUNCOAST COMMUNITY HEALTH CENTERS PEDIATRICS		21	49	70%	70
PANIRA HEALTHCARE CLINIC		2	68	97%	70
OAK MANOR NURSING HOME		66	4	6%	70
Winter Garden Rehab and Nursing Facility		65	5	7%	70
ADVENT HEALTH - LAKE MARY		60	10	14%	70
JERICOHO URGENT CARE		66	3	4%	69
CATHOLIC HEALTH SERVICES REGIONAL LAB		62	7	10%	69
PUBLIC SQUARE PHARMACY LLC		53	16	23%	69
SAN JOSE SENIOR CARE LLC	1	43	25	36%	69
PLANTATION GENERAL HOSPITAL CLINICAL LAB		26	43	62%	69
MEMORIAL MANOR		69			69
USF HEALTH MORSANI CENTER		5	64	93%	69
PARKSIDE INN	3	64	2	3%	69
HERITAGE HEALTHCARE AND REHABILITATION CENTER		69			69
CP/AIG PENSACOLA DEVELOPMENT LLC		66	3	4%	69
SUNCOAST OPTIMAL WELLNESS		23	45	66%	68
WALGREENS 2941		65	3	4%	68

COVID-19: testing by laboratory

Data through Feb 20, 2021 verified as of Feb 21, 2021 at 09:25 AM

Data in this report are provisional and subject to change.

The numbers in the table below represent the number of Florida and non-Florida residents for whom test results were received by the Department of Health. A person can be tested by more than one laboratory and can have both positive and negative results. **Therefore, the sum of the numbers in each column will be larger than the total number of people tested.**

Reporting lab	Inconclusive	Negative	Positive	Percent positive	Total
AEL- MEMPHIS		17	51	75%	68
RARITAN BAY PERTH AMBOY		61	7	10%	68
MINUTECLINIC DIAGNOSTIC OF TEXAS, LLC		61	7	10%	68
FHMG- FLORIDA HOSPITAL MEDICAL GROUP		58	10	15%	68
CARE RESOURCE COMMUNITY HEALTH CENTERS INC		66	2	3%	68
EISENHOWER ARMY MEDICAL CENTER		61	7	10%	68
ASSOCIATED CLINICAL LABORATORIES		60	8	12%	68
NORTH FLORIDA PEDIATRICS		56	12	18%	68
Avante at St Cloud, Inc.		66	2	3%	68
FLORIDA DEPARTMENT OF HEALTH IN WALTON COUNTY		55	13	19%	68
HOLMES COUNTY HEALTH DEPARTMENT	1	55	12	18%	68
MEASE MANOR INC		63	4	6%	67
MD LABS		40	27	40%	67
ESCAMBIA COUNTY JAIL DETENTION DIVISION		66	1	1%	67
LAKE WALES OPERATING GROUP LLC		62	5	7%	67
KINDRED AT HOME		58	9	13%	67
GENPATH			67	100%	67
STONY BROOK SOUTHAMPTON		66	1	1%	67
MINUTECLINIC DIAGNOSTIC OF OHIO LLC		52	15	22%	67
MINUTECLINIC DIAGNOSTIC OF NORTH CARO		60	7	10%	67
COOPER FAMILY MEDICAL PLLC		50	17	25%	67
CAN COMMUNITY HEALTH		66	1	1%	67
BROOKDALE BONITA SPRINGS		66	1	1%	67
BIG BOCA SMILES LLC		64	2	3%	66
PENSACOLA PEDIATRICS - PACE		58	8	12%	66
BARTRAM CROSSING		66			66
GV NAPLES OPCO, LLC		65	1	2%	66
PALM BEACH ATLANTIC UNIVERSITY		62	4	6%	66
AU HEALTH		53	13	20%	66
MEDEX MEDICAL EXPRESS OF PALATKA			66	100%	66
PANCARE HEALTH - MALONE CLINIC		60	6	9%	66
CL BRUMBACK PRIMARY CARE CLINICS		16	50	76%	66
AMERICAN FAMILY MEDICAL		53	13	20%	66
SUMMER VISTA ASSISTED LIVING		38	27	42%	65
BROOKDALE CENTRE POINTE	1	64			65
OKEECHOBEE URGENT CARE		17	48	74%	65
VETERANS AFFAIRS MEDICAL CENTER - GULF COAST		27	38	58%	65
BOND CLINIC DR ELDEEB		35	30	46%	65
BIOIQ		15	50	77%	65
MINUTECLINIC DIAGNOSTIC OF SOUTH CARO		54	11	17%	65
TREASURE COAST FORENSIC TREATMENT CTR		44	21	32%	65
MED EXPRESS		6	59	91%	65
ISLAND COAST PEDIATRICS		58	7	11%	65
INDIGO MANOR		22	43	66%	65
BARRY UNIVERSITY STUDENT HEALTH SERVICES		37	27	42%	64
JOSEPH L MORSE GERIATRIC CENTER	2	59	3	5%	64
OUT OF STATE		40	24	38%	64

COVID-19: testing by laboratory

Data through Feb 20, 2021 verified as of Feb 21, 2021 at 09:25 AM

Data in this report are provisional and subject to change.

The numbers in the table below represent the number of Florida and non-Florida residents for whom test results were received by the Department of Health. A person can be tested by more than one laboratory and can have both positive and negative results. **Therefore, the sum of the numbers in each column will be larger than the total number of people tested.**

Reporting lab	Inconclusive	Negative	Positive	Percent positive	Total
ADVENT HEALTH CENTRA CARE - WINTER GARDEN		18	46	72%	64
SOMERBY OF SANTA ROSA BEACH		55	9	14%	64
QUALITY URGENT CARE AND WELLNESS		35	29	45%	64
TRINITY AL SENIOR HOUSING LLC□		45	19	30%	64
NEMOURS CHILDRENS PRIMARY CARE OVIEDO		51	13	20%	64
GREENLEAF ALF		63	1	2%	64
CRESTVIEW URGENT CARE		3	61	95%	64
BONITA PHARMACY		61	3	5%	64
JACOBI MEDICAL CENTER		60	4	6%	64
NXGEN MDX		20	44	69%	64
WADSWORTH HEALTH CENTER		61	3	5%	64
BEEHIVE HOMES OF GULF BREEZE		47	16	25%	63
MEDI CLINIC SARASOTA INC		62	1	2%	63
EMERALD COAST BEHAVIORAL HOSPITAL		59	4	6%	63
G & R HEALTH MART PHARMACY		51	12	19%	63
LUTHERAN HAVEN ASSISTED LIVING		63			63
MISIR DRUGS LLC		51	12	19%	63
APC PEDIATRICS AT RYE ROAD MEDICAL PARK		63			63
HARBOR BEACH NURSING AND REHABILITATION CENTER		61	2	3%	63
EC OPCO PENSACOLA, LLC		62	1	2%	63
TOTAL CARE PLUS LLC			63	100%	63
Stratford Court of Palm Harbor		53	10	16%	63
VIERA HEALTH AND REHABILITATION CENTER		62	1	2%	63
MED ONE AT SAINT AUGUSTINE		33	30	48%	63
PRIMECARE AT TWIN LAKES		1	62	98%	63
SAMFORD UNIVERSITY HEALTH SERVICES		61	1	2%	62
TITUSVILLE FAMILY PRACTICE		16	46	74%	62
MEDRITE URGENT CARE		51	11	18%	62
NORTH SHORE UNIVERSITY HOSPITAL LABORATORY		56	6	10%	62
MENORAH HOUSE		61	1	2%	62
OVERLOOK HOSPITAL LABORATORY		57	5	8%	62
LAKELAND REGIONAL HEALTH		38	24	39%	62
BISHOP GRADY VILLAS		59	2	3%	61
MENTAL HEALTH CARE INC		52	9	15%	61
AEGIS MEDICAL GROUP		46	15	25%	61
EMERALD COAST HOSPICE		60	1	2%	61
WASHINGTON REHABILITATION AND NURSING CENTER		51	10	16%	61
LAKE CITY VA MEDICAL CENTER			61	100%	61
Winter Park Care and Rehab		60	1	2%	61
MINUTECLINIC DIAGNOSTIC OF NORTH CAROL		51	9	15%	60
THE PRESERVE AT CLEARWATER		58	2	3%	60
BURRY'S PHARMACY INC		36	24	40%	60
TWIN CREEKS ASSISTED LIVING & MEMORY CARE		57	3	5%	60
PUTNAM COUNTY SHERIFFS OFFICE		54	6	10%	60
SOUTH LAKE PEDIATRICS		58	2	3%	60
NOMI HEALTH LAB SERVICES LLC		4	56	93%	60
BROOKDALE PALM COAST		60			60

COVID-19: testing by laboratory

Data through Feb 20, 2021 verified as of Feb 21, 2021 at 09:25 AM

Data in this report are provisional and subject to change.

The numbers in the table below represent the number of Florida and non-Florida residents for whom test results were received by the Department of Health. A person can be tested by more than one laboratory and can have both positive and negative results. **Therefore, the sum of the numbers in each column will be larger than the total number of people tested.**

Reporting lab	Inconclusive	Negative	Positive	Percent positive	Total
ORANGE PARK PEDIATRICS		53	7	12%	60
WAVE CREST HEALTH AND REHABILITATION CENTER		57	2	3%	59
AFTER HOURS PEDIATRICS			59	100%	59
PALM BAY URGENT CARE		28	31	53%	59
CINNAMON COVE ALF		58	1	2%	59
INTERNAL LAB		50	9	15%	59
ADVENT HEALTH - PALM COAST		1	58	98%	59
MILLENIUM PHYSICIANS GROUP		1	58	98%	59
CORAL GABLES HOSPITAL			59	100%	59
FLORIDA HEALTH CARE		8	51	86%	59
CARDIOLOGY AND MEDICINE ASSOCIATES		43	16	27%	59
PEDIATRIC SERVICES OF AMERICA INC		57	2	3%	59
FERN PARK DEVELOPMENTAL CENTER		5	54	92%	59
RITECARE MED CTR H			59	100%	59
BIOTECH		52	7	12%	59
Summit Medical Group, Pa DbA Citymd		53	6	10%	59
WILSON MEMORIAL REGIONAL MEDICAL CENTER		55	4	7%	59
MICHIGAN DEPARTMENT OF HEALTH AND HUMAN SERVICES	1		57	98%	58
THE CANOPY AT BERRYHILL		58			58
HARMONY CLINIC		1	57	98%	58
BARBARA O'REILLY MD PA		57	1	2%	58
HERNANDO COUNTY FIRE RESCUE DISTRICT		25	33	57%	58
Margate Health and Rehabilitation Center		56	2	3%	58
LPG CONVENIENT CARE AT PINE ISLAND ROAD		52	6	10%	58
BOND AND STEELE CLINIC, PA		47	11	19%	58
ASCENSION SACRED HEART BAY LABORATORY		54	3	5%	57
ALZHEIMERS CARE CENTER OF VIERA LTD		37	20	35%	57
INNOVATIVE GENOMICS, LLC		38	19	33%	57
SOS MOBILE MEDICAL CARE LLC		46	11	19%	57
MALCOM RANDALL DEPT OF VAMC			57	100%	57
KAPG FLEMING ISLAND SENIOR HOUSING OPCO LLC	1	56			57
NORTH FLORIDA MEDICAL CENTER		53	4	7%	57
EMERALD COAST PEDIATRICS & ADOL		51	6	11%	57
Palms at Ponte Vedra Assisted Living and Memory Care		53	3	5%	56
TUKA PEDIATRICS		7	49	88%	56
LIFESTREAM BEHAVIORIAL CENTER		37	19	34%	56
EAGLES WATCH CLUSTER		47	9	16%	56
HORIZON ALF		55	1	2%	56
PHYSICIANS PRIMARY CARE OF SOUTHWEST FLORIDA		39	17	30%	56
BERNHARDT LABORATORIES	1	14	41	73%	56
STEINHATCHEE FAMILY MEDICAL CENTER	1	48	7	13%	56
TIFFANY HALL NURSING AND REHAB		44	12	21%	56
VITAS HEALTHCARE CORP OF FLORIDA		55	1	2%	56
ST FRANCIS HOSPITAL		48	8	14%	56
LINCOLN MEDICAL AND MENTAL HEALTH CENTER		53	3	5%	56
FLORIDA MEDICAL CLINIC PA		46	10	18%	56
BAPTIST HEALTH SOUTH FLORIDA - WEST BOCA URGENT CARE		34	22	39%	56

COVID-19: testing by laboratory

Data through Feb 20, 2021 verified as of Feb 21, 2021 at 09:25 AM

Data in this report are provisional and subject to change.

The numbers in the table below represent the number of Florida and non-Florida residents for whom test results were received by the Department of Health. A person can be tested by more than one laboratory and can have both positive and negative results. **Therefore, the sum of the numbers in each column will be larger than the total number of people tested.**

Reporting lab	Inconclusive	Negative	Positive	Percent positive	Total
BioReference Laboratories, Inc		7	49	88%	56
TROY REGIONAL MEDICAL CENTER		44	11	20%	55
MEDLOGIC LABORATORIES		3	52	95%	55
PREMIER MEDICAL ASSOCIATES ALL FLORIDA LLC		54	1	2%	55
life Care Center of Melbourne		38	17	31%	55
SONATA HUNTERS CREEK		47	8	15%	55
DELCARE PA		42	13	24%	55
RAPID RELIABLE TESTING NY LLC		50	5	9%	55
MAUREEN OROURKE-FUTEY			55	100%	55
GENESIS DERMATOLOGY		51	4	7%	55
PALM BAY HOSPITAL			55	100%	55
TBI RESIDENTIAL SERVICES, INC.		44	11	20%	55
KENDALL REGIONAL MEDICAL CENTER LAB	3		52	95%	55
UHEALTH AT FISHER ISLAND			55	100%	55
EXPRESS DOCS LLC			55	100%	55
WEST		41	14	25%	55
COOPER FAMILY MEDICAL, PLLC		45	10	18%	55
CERTUS MTD OPCP LLC		52	2	4%	54
JUNIPER VILLAGE AT NAPLES		53	1	2%	54
MARQUIS LABS, LLC		53	1	2%	54
PANCARE HEALTH - JACKSON COUNTY		43	11	20%	54
GRAND ST PAUL CVS		54			54
CLERMONT HEALTH AND REHAB		40	14	26%	54
ST. CLOUD MEDICAL GROUP		54			54
JENNIFER J CHIAVETTA-GRLSANTI DC		42	12	22%	54
NITE LITE PEDIATRICS - PORT ST. LUCIE		45	9	17%	54
SARATOGA HOSPITAL LABORATORY		49	5	9%	54
FAMILY EXTENDED CARE OF PUNTA GORDA		54			54
INTERNAL MEDICINE ASSOCIATES PA		50	4	7%	54
ARDEN COURTS OF SARASOTA		38	16	30%	54
CHILDREN'S HOSPITAL OF ALABAMA		53	1	2%	54
UNITED LABORATORY SERVICES CORPORATION		38	16	30%	54
SARASOTA CO. HEALTH DEPT # 58		40	14	26%	54
THOMAS INTERNAL MEDICINE		44	9	17%	53
APOLLOMDX LABS		31	22	42%	53
TOWERS HOME CARE☐		49	4	8%	53
QUOTIENT SCIENCES LABS LLC			53	100%	53
Gabisa Medical LLC		53			53
ALLIANCE PEDIATRICS		24	29	55%	53
PALM BAY PEDIATRICS		36	17	32%	53
SOMERSET			53	100%	53
Osprey Point Nursing Center		51	2	4%	53
VPA PC LAB		48	4	8%	52
LEVY COUNTY DEPARTMENT OF HEALTH		36	16	31%	52
ADVENT HEALTH - MOUNT DORA		9	43	83%	52
ALEXANDER NININGER STATE VETERANS		52			52
PANCARE HEALTH - FREEPORT CLINIC SUITE B		43	9	17%	52

COVID-19: testing by laboratory

Data through Feb 20, 2021 verified as of Feb 21, 2021 at 09:25 AM

Data in this report are provisional and subject to change.

The numbers in the table below represent the number of Florida and non-Florida residents for whom test results were received by the Department of Health. A person can be tested by more than one laboratory and can have both positive and negative results. **Therefore, the sum of the numbers in each column will be larger than the total number of people tested.**

Reporting lab	Inconclusive	Negative	Positive	Percent positive	Total
DAVID POSNACK JEWISH DAY SCHOOL		52			52
SNH BRFL TENANT LLC	2	50			52
KEYSTYLE LIVING LLC	1	50	1	2%	52
MICHAEL AKPEKE MD		43	9	17%	52
MORTON PLANT HOSPITAL NURSING			52	100%	52
NORTH CENTRAL BRONX HOSPITAL		50	2	4%	52
INTERNAL MEDICINE SPECIALIST		46	6	12%	52
PROMEDICA SENIOR LIVING		51	1	2%	52
SONATA BOCA RATON		48	4	8%	52
ADVENT HEALTH		49	3	6%	52
PALM RIVER COMMUNITY HEALTH CENTER		46	5	10%	51
GATEWAY CARE CENTER		50	1	2%	51
WEST VOLUSIA FAMILY AND SPORTS MEDICINE		50	1	2%	51
GOOD HEARTS COVID TESTING		8	43	84%	51
AVANTE ST CLOUD		48	3	6%	51
GULFVIEW MEDICAL INSTITUTE		51			51
FINLAY CLINICAL LABORATORY		20	31	61%	51
LPG PEDIATRICS AT PAGE FIELD		50	1	2%	51
INN AT ASTON GARDENS AT PELICAN POINTE,THE		46	4	8%	50
Jupiter Medical Center Pavilion		49	1	2%	50
VALENCIA HOUSE ALF		49	1	2%	50
PENNSYLVANIA DEPARTMENT OF HEALTH BUREAU OF LABORATORIES			50	100%	50
WALGREENS #10373		48	2	4%	50
BETHUNE-COOKMAN UNIVERSITY		32	18	36%	50
ADVENT HEALTH CENTRA CARE - EAST ORLANDO		21	29	58%	50
GENEDX		37	13	26%	50
ST JOHNS COUNTY DETENTION CENTER		50			50
BUECHELE DENTAL PA DBA CLERMONT FAMILY DENTISTRY		41	9	18%	50
ORCHID COVE AT DAYTONA		45	5	10%	50
ROCHESTER GENERAL HOSPITAL LABORATORY		46	4	8%	50
CDR MAGUIRE INC	1	7	42	84%	50
ATRIA PARK OF LAKE FOREST (WG HERITAGE LF LLC)		49	1	2%	50
TRADITIONAL HOME HEALTH OF PALM BEACH INC		49	1	2%	50
FLORIDA HEALTH CARE DELAND			50	100%	50
INN AT THE FOUNTAINS, THE		34	15	31%	49
S-H THIRTY FIVE OPCO - ORANGE CITY, LLC		39	10	20%	49
CARE CENTERS OF NASSAU LLC MINER ROAD SOUTH		49			49
DEVELOPMENTAL DISABILITIES DEFENDANT PROGRAM		47	2	4%	49
SOLARIS SENIOR LIVING NORTH NAPLES		48	1	2%	49
USF		1	48	98%	49
SOUTHEAST ALABAMA MEDICAL CENTER			49	100%	49
FIRST CHOICE PEDIATRICS INC		44	5	10%	49
WEST ISLIP URGENT CARE		45	4	8%	49
NORTHBROOK CENTER FOR□		47	2	4%	49
81ST MEDICAL GROUP		28	21	43%	49
ALLEGRO		47	2	4%	49
SOFT CELL LABORATORIES		45	4	8%	49

COVID-19: testing by laboratory

Data through Feb 20, 2021 verified as of Feb 21, 2021 at 09:25 AM

Data in this report are provisional and subject to change.

The numbers in the table below represent the number of Florida and non-Florida residents for whom test results were received by the Department of Health. A person can be tested by more than one laboratory and can have both positive and negative results. **Therefore, the sum of the numbers in each column will be larger than the total number of people tested.**

Reporting lab	Inconclusive	Negative	Positive	Percent positive	Total
SUPERIOR RESIDENCES OF LECANTO		34	15	31%	49
NAPLES PEDIATRICS INC□		43	5	10%	48
COURTYARD GARDENS OF JUPITER		48			48
RAINBOW PEDIATRICS PC LLC / BREAKFAST POINT		38	10	21%	48
DOH		23	25	52%	48
THE TERRACE OF JACKSONVILLE		3	45	94%	48
LITTLE NECK URGENT CARE		46	2	4%	48
BIG BEND CARES, INC		41	7	15%	48
PREMIER MEDICAL ASSOCIATES		46	2	4%	48
EAST HILL PHARMACY		33	15	31%	48
GRAND OAKS OF PALM CITY LLC□	1	41	6	13%	48
CAREMED INTERNAL MEDICINE		30	18	38%	48
LANDMARK HOSPITAL SOUTHWEST FLORIDA LLC		46	2	4%	48
BAY CENTER HURRICANE SHELTER		48			48
HIALEAH HOSPITAL RESPIRATORY DEPT			48	100%	48
HEALTH FIRST - CAPE CANAVERAL HOSPITAL		1	47	98%	48
ROCKLEDGE REGIONAL MEDICAL CENTER		30	18	38%	48
GATTOLINE ENTERPRISES, INC. DBA FAMILY CARE PHARMACY		42	6	13%	48
SEWANEE MOLECULAR DIAGNOSTICS LABORATO		48			48
INTERLAB		1	46	98%	47
BARNES HEALTHCARE OF FLORIDA LLC		44	3	6%	47
POPLAR HEALTHCARE PLLC	1	11	35	74%	47
PHILLIPPE RIDGE		35	12	26%	47
GENTIVA HEALTH SERVICES CERTIFIED INC		44	3	6%	47
CAPE REGIONAL MEDICAL CENTER		45	2	4%	47
PRACTICE MANAGEMENT OF AMERICA, INC.		7	40	85%	47
MID FLORIDA PRIMARY CARE PA		35	12	26%	47
NAVARRE GARDENS		41	6	13%	47
FHMG_CTR FOR SENIOR HEALTH		41	5	11%	46
ADVENT HEALTH MEDICAL GROUP OB GYN AT		40	6	13%	46
ADVENT HEALTH EXPRESS CARE		4	42	91%	46
KAPG ST AUGUSTINE SENIOR HOUSING OPCO LLC		37	9	20%	46
GRAND VILLA OF DELAND		42	4	9%	46
PREMIER PLACE HEALTHCARE AT THE GLENVIEW		46			46
COLLIER BLVD HMA PHYSICIAN MANAGEMENT LLC		46			46
HOME CARE PHARMACY		46			46
GOLDEN POND COMMUNITIES		46			46
H LEE MOFFITT CANCER CENTER MICRO		46			46
ST CLOUD PHYSICIAN MANAGEMENT LLC DBA ST CLOUD		27	19	41%	46
HARTFORD HEALTH SERVICES LLC		46			46
EAST MANATEE FAMILY	1	1	44	96%	46
COLLIER URGENT CARE CENTERS		44	1	2%	45
MOBILE DOC FL, LLC		29	16	36%	45
PERSONAL PEDIATRICS		40	5	11%	45
REDI-MED WALK-IN FAMILY CARE			45	100%	45
WINTER GARDEN REHAB AND NURSING CENTER		41	4	9%	45
NEW YORK PRESBYTERIAN - QUEENS DIAGNOSTIC		42	3	7%	45

COVID-19: testing by laboratory

Data through Feb 20, 2021 verified as of Feb 21, 2021 at 09:25 AM

Data in this report are provisional and subject to change.

The numbers in the table below represent the number of Florida and non-Florida residents for whom test results were received by the Department of Health. A person can be tested by more than one laboratory and can have both positive and negative results. **Therefore, the sum of the numbers in each column will be larger than the total number of people tested.**

Reporting lab	Inconclusive	Negative	Positive	Percent positive	Total
NEOGENOMICS LABORATORIES INC		45			45
SOUTHPORT SQUARE HARBOUR HEALTH		45			45
FLORIDA STATE HOSPITAL CLINICAL LABORATORY		45			45
UNIVERSITY OF WEST FLORIDA, THE		44	1	2%	45
STUART URGENT CARE			45	100%	45
BARNETT PARK☐		2	43	96%	45
ROSECASTLE OF JACKSONVILLE LLC		44	1	2%	45
FAMILY EXTENDED CARE OF WINTER HAVEN		43	2	4%	45
FLORIDA HOSPITAL		28	16	36%	44
SUWANNEE COUNTY SHERIFF OFFICE		41	3	7%	44
SAFARI PEDIATRICS PA		43	1	2%	44
CVS MINUTE CLINIC		1	43	98%	44
NIGHT LITE PEDIATRICS CENTER LLC		10	34	77%	44
QHC UPSTATE MEDICAL PC		36	8	18%	44
PEDIATRICS OF CENTRAL FLORIDA – SAINT CLOUD	2	40	2	5%	44
Gulf Shore Care Center		39	5	11%	44
KINDRED HOSPITAL CENTRAL TAMPA BLOOD GAS	1	38	5	11%	44
ALLIANCE OF PHYSICIANS AGAINST COVID-19			44	100%	44
Guardian Care Nursing and Rehabilitation Center		43			43
CITYMD OF MANAHAWKIN		41	2	5%	43
COLLIER PHARMACY		36	7	16%	43
NORTH FLORIDA / SOUTH GEORGIA VETERANS HEALTH SYSTEM			43	100%	43
WOLFF CTR FOR CHILD & ADOLESCENT HEALTH PLLC,THE		26	17	40%	43
MERCY MEDICAL URGENT CARE CENTER INC		12	31	72%	43
PRINCETON VILLAGE☐		39	4	9%	43
AHEC CLINIC		2	41	95%	43
RADIOLOGY ASSOCIATES OF VENICE AND ENGLEWOOD		41	2	5%	43
FAST PACE MEDICAL CLINIC, PLLC		37	6	14%	43
ERDOX		41	2	5%	43
TGH URGENT CARE POWERED BY FAST TRACK			43	100%	43
ARTHREX MEDICAL CENTER		25	18	42%	43
LARA HEALTH AND WELLNESS CENTER LLC		43			43
MINUTECLINIC DIAGNOSTIC OF NEW JERSEY		36	7	16%	43
BRANCH MEDICAL CLINIC			43	100%	43
MORTON PLANT			43	100%	43
EMERGENCY PHYSICIANS MEDICAL CENTER LLC		26	17	40%	43
PATRICK AIR FORCE BASE		3	40	93%	43
LAKE MARY KIDS CENTRA CARE		33	10	23%	43
Atlantic Shore Nursing and Rehab		42			42
NEXT MOLECULAR ANALYTICS		11	31	74%	42
CLINICAL LABORATORY		42			42
ECOLAB GROUP		8	34	81%	42
FELICIDAD MEDICAL CENTER			42	100%	42
BRP SH OPCO LLC		42			42
LINCOLN DIAGNOSTIC LAB		40	2	5%	42
MAIMONIDES-SHALOM ACADEMY, INC		41	1	2%	42
WALGREENS 3145		39	3	7%	42

COVID-19: testing by laboratory

Data through Feb 20, 2021 verified as of Feb 21, 2021 at 09:25 AM

Data in this report are provisional and subject to change.

The numbers in the table below represent the number of Florida and non-Florida residents for whom test results were received by the Department of Health. A person can be tested by more than one laboratory and can have both positive and negative results. **Therefore, the sum of the numbers in each column will be larger than the total number of people tested.**

Reporting lab	Inconclusive	Negative	Positive	Percent positive	Total
ISLAND URGENT CARE PLLC		40	2	5%	42
SAN CARLOS PHARMACY		38	4	10%	42
Citymd Of Toms River		36	6	14%	42
CALHOUN COUNTY HEALTH DEPT		17	24	59%	41
FLORIDA HOSPITAL NEW SMYRNA		4	37	90%	41
PEDIATRICS OF CENTRAL FLORIDA KISSI		33	8	20%	41
BRONX LEBANON HOSPITAL-MEDICAL CENTER		37	4	10%	41
ERIC C MRSHAL, MD, PC #1842		39	2	5%	41
WG EVERGREEN WOODS SH LLC		41			41
HERNANDO ENDOSCOPY AND SURGERY CENTER		31	10	24%	41
MARIANNA HEALTH AND REHABILITATION CENTER		40	1	2%	41
ADVENT HEALTH - LAKE WALES		29	12	29%	41
UNIVERSITY OF ALABAMA		38	3	7%	41
LONGLEAF DIAGNOSTIC LABORATORIES		11	29	73%	40
CAPITAL REGIONAL MEDICAL CENTER		2	38	95%	40
TROPICANA MANUFACTURING COMPANY INC		37	3	8%	40
PACIFICA SENIOR LIVING OCALA		35	5	13%	40
RENAISSANCE AT THE TERRACES		39	1	3%	40
CLINICAL PATHOLOGY LABORATORIES, INC		40			40
AVALON PARK RETIREMENT RESIDENCE		39	1	3%	40
CENTRA CARE - LAKE NONA		4	36	90%	40
TAMPA BAY CONCIERGE DOCTOR, LLC		38	2	5%	40
NORTH CAROLINA DEPARTMENT OF HEALTH & HUMAN SERVICES	1		39	98%	40
MID-FLORIDA PATHOLOGY, LLC		32	8	20%	40
University Hills health and Rehabilitation		30	10	25%	40
BETHESDA HEALTH URGENT CARE		3	37	93%	40
CAMPBELL URGENT CARE			40	100%	40
INSTITUTE OF PATHOLOGY KINGS COUNTY		39	1	3%	40
PRIDE DIAGNOSTICS		24	16	40%	40
URGENT CARE & WELLNESS CENTER		10	30	75%	40
DOH-WEST PALM BEACH BRANCH LABORATORY		2	38	95%	40
MINUTECLINIC DIAGNOSTIC OF KANSAS, PA		34	6	15%	40
FIRST CHOICE URGENT CARE		10	30	75%	40
ROYAL PALM SENIOR RESIDENCE		40			40
LOURDES HOSPITAL INC		37	2	5%	39
ADVENT HEALTH CENTRA CARE - LAKELAND		30	9	23%	39
CARE 4 U MANAGEMENT, INC			39	100%	39
STAT ONE URGENT CARE CENTER		2	37	95%	39
JUNIPER VILLAGE AT CAPE CORAL		34	5	13%	39
AESTHETIC ENHANCEMENTS		39			39
THE GOOD SHEPARDS OF DELAND-WEST		38	1	3%	39
BAY COUNTY JAIL ANNEX		34	5	13%	39
UNION MEDICAL CARE PLLC		39			39
PLAINVIEW URGENT CARE		37	2	5%	39
MIAMI CLINICAL RESEARCH CORP			39	100%	39
SOUTHSIDE HOSPITAL NORTHWELL HEALTH LABORATORY		32	7	18%	39
MEDEX MEDICAL EXPRESS OF PALATKA LLC			39	100%	39

COVID-19: testing by laboratory

Data through Feb 20, 2021 verified as of Feb 21, 2021 at 09:25 AM

Data in this report are provisional and subject to change.

The numbers in the table below represent the number of Florida and non-Florida residents for whom test results were received by the Department of Health. A person can be tested by more than one laboratory and can have both positive and negative results. **Therefore, the sum of the numbers in each column will be larger than the total number of people tested.**

Reporting lab	Inconclusive	Negative	Positive	Percent positive	Total
CEDAR CREEK AT KINGS BAY INC		39			39
GUYAN VALLEY WELLNESS CENTER		32	7	18%	39
ADVENTIST HEALTH SYSTEM FLORIDA		26	13	33%	39
BROOKDALE VERO BEACH SOUTH AL		39			39
CSL PLASMA INC		7	32	82%	39
CLINICAL RESEARCH SEQUENCING PLATFORM		8	31	79%	39
VIP WALK IN CLINIC		19	19	50%	38
BENTON HOUSE OF ST. JOHNS		36	2	5%	38
CITRUS COUNTY HEALTH DEPARTMENT		34	4	11%	38
CENTRAL FLORIDA PEDIATRICS		13	25	66%	38
AUTUMN OF SARASOTA		12	26	68%	38
MOLECULAR DIAGNOSTICS		5	33	87%	38
BRIDGEVIEW CENTER LLC		27	11	29%	38
MISSION OAKS ASSISTED LIVING		36	2	5%	38
BOND CLINIC, PA		9	29	76%	38
WG BAYPOINT VILLAGE SH LLC		38			38
CCRC @ SUNFLOWER LLC		35	3	8%	38
NICEVILLE URGENT CARE		3	35	92%	38
REGENCY OAKS HEALTH CENTER		36	2	5%	38
FLORIDA DEPARMENT OF HEALTH CLAY COUNTY		25	13	34%	38
HOMEWOOD RESIDENCE AT FREEDOM PLAZA		37	1	3%	38
BENTLEY VILLAGE II		29	9	24%	38
ROYAL CARE OF AVON PARK		35	3	8%	38
SPRING MANOR ASSISTED LIVING		38			38
STEWARD MEDICAL GROUP, INC		21	17	45%	38
ACCURATE DIAGNOSTIC LAB		35	2	5%	37
HOLZER HEALTH CENTER		5	32	86%	37
BRANDON COMMUNITY HEALTH CENTER		29	8	22%	37
THE COLLIER AT NAPLES		36	1	3%	37
PREMISE HEALTH MIA		1	36	97%	37
INNOVATION CLINICAL TRIALS, INC			37	100%	37
HR SARASOTA OPERATOR LLC		25	12	32%	37
PREMIER COMMUNITY HEALTHCARE GROUP INC		36	1	3%	37
IMA MEDICAL GROUP POINCIANA		14	23	62%	37
NORTHWELL HEALTH PLAINVIEW HOSPITAL LABORATORY		28	9	24%	37
BOULEVARD REHABILITATION CENTER		24	13	35%	37
HOLY NAME HOSPITAL LABORATORY		36	1	3%	37
PATHOGENIUS LABORATORIES		30	7	19%	37
ST AUGUSTINE PEDIATRIC ASSOC		33	4	11%	37
BIOFIRE		7	30	81%	37
TAYLORVILLE FAMILY MEDICINE		30	7	19%	37
LUTHERAN HAVEN EXTENDED CONGREGATE CAR		37			37
PONCE THERAPY CARE CENTER		34	3	8%	37
CONNECTICUT DEPARTMENT OF HEALTH		22	15	41%	37
S-H THIRTY FIVE OPCO - LUTZ, LLC		36	1	3%	37
ONE MILO		37			37
FAMILY EXTENDED CARE OF SEBRING INC		35	2	5%	37

COVID-19: testing by laboratory

Data through Feb 20, 2021 verified as of Feb 21, 2021 at 09:25 AM

Data in this report are provisional and subject to change.

The numbers in the table below represent the number of Florida and non-Florida residents for whom test results were received by the Department of Health. A person can be tested by more than one laboratory and can have both positive and negative results. **Therefore, the sum of the numbers in each column will be larger than the total number of people tested.**

Reporting lab	Inconclusive	Negative	Positive	Percent positive	Total
MINUTECLINIC DIAGNOSTIC OF HAWAII LLC		31	5	14%	36
GRAMERCY PARK URGENT CARE		35	1	3%	36
BVL/LITTLE ANGEL PEDIATRICS		36			36
PATRICK MANOR INCORPORATED		36			36
DUVAL PHARMACY		27	9	25%	36
CORRECTIONAL MEDICAL GROUP		27	9	25%	36
PANCARE HEALTH - BAY COUNTY - YOUNGSTOWN		32	4	11%	36
MINUTE CLINIC INCORPORATE		30	6	17%	36
MICHAEL A VENAZIO MD		33	3	8%	36
LAKELAND REGIONAL HEALTH GATEWAY CENTER		12	23	66%	35
PARKSIDE HEALTH AND REHABILITATION CENTER			35	100%	35
BRADFORD COUNTY HEALTH DEPARTMENT		34	1	3%	35
HARMONY HEALTH OPCO, LLC		15	20	57%	35
A & R RESEARCH GROUP		30	5	14%	35
PATHGROUP		9	26	74%	35
PRMG - EAST NAPLES	1	23	11	31%	35
EASTERN SHORE URGENT CARE		24	11	31%	35
DOT DOC SARASOTA		33	2	6%	35
ADVENT HEALTH - FISH MEMORIAL		2	33	94%	35
BAYSHORE PATHOLOGY CONSULTANTS PA		34	1	3%	35
IRL		4	31	89%	35
P23 LABS		35			35
NEUROINTERNATIONAL SARASOTA		32	3	9%	35
FREEDOM SQUARE NURSING CENTER□		27	8	23%	35
BELVEDERE COMMONS OF SUN CITY CENTER□		35			35
TERRACE AT HOBE SOUND, THE	1	31	3	9%	35
WUESTHOFF MEMORIAL HOSPITAL			35	100%	35
LYSTER ACH FT RUCKER AL		31	3	9%	34
ST LUCIE COUNTY JAIL		25	9	26%	34
MEADOWCREST FAMILY PHYSICIANS PA		14	20	59%	34
ENCOMPASS HEALTH REHABILITATION HOSPITAL OF LARGO		31	3	9%	34
GRAND AVENUE RX			34	100%	34
MAINSTREET FAMILY URGENT CARE		1	33	97%	34
CDR MAGUIRE - MIAMI BEACH CC MISSION 17388		2	32	94%	34
COLLIER HMA PHYSICIAN MANAGEMENT LLC		26	8	24%	34
POARCH BANC CREEK INDIANS TRIBAL HEALTH DEPARTMENT			34	100%	34
MADISON COUNTY MEMORIAL HOSPITAL LABORATORY		15	19	56%	34
LAKE INTERNAL MEDICINE ASSOCIATES PA		29	5	15%	34
MEDCOMP SCIENCES			34	100%	34
STETSON UNIVERSITY STUDENT HEALTH CENTER		3	31	91%	34
NIGHT LITE PEDIATRIC CENTER		10	24	71%	34
CROSSROADS URGENT CARE		20	14	41%	34
OPTUMCARE SOUTH FLORIDA, LLC		27	7	21%	34
TUSCAN GARDENS OF DELRAY BEACH MANAGEMENT COMPANY,		34			34
JOHN KNOX VILLAGE OF CENTRAL FLORIDA		30	4	12%	34
THE MERIDIAN AT BOCA RATON	1	33			34
REDI-MED WALK IN FAMILY CLINIC			34	100%	34

COVID-19: testing by laboratory

Data through Feb 20, 2021 verified as of Feb 21, 2021 at 09:25 AM

Data in this report are provisional and subject to change.

The numbers in the table below represent the number of Florida and non-Florida residents for whom test results were received by the Department of Health. A person can be tested by more than one laboratory and can have both positive and negative results. **Therefore, the sum of the numbers in each column will be larger than the total number of people tested.**

Reporting lab	Inconclusive	Negative	Positive	Percent positive	Total
ST. MARYS MEDICAL CENTER		1	33	97%	34
IMA MEDICAL CENTER		21	13	38%	34
ANDALUSIA HEALTH		17	17	50%	34
PARAMOUNT WALK-IN CLINIC		1	33	97%	34
BIGGERS FAMILY MEDICINE PA		33	1	3%	34
LONG TERM CARE OF GULF BREEZE LLC		30	4	12%	34
LONG ISLAND JEWISH MED CTR		31	3	9%	34
RASHDA ALBIBI M.D. P.A.		31	3	9%	34
PHOSPHORUS DIAGNOSTICS		27	6	18%	33
WESTWOOD NURSING AND REHABILITATION		28	5	15%	33
NIGHT LITE PEDIATRICS URGENT CARE CENTER			33	100%	33
ATRIA WILLOW WOOD		32	1	3%	33
ATRIA SAN PABLO		31	2	6%	33
AYERS NURSING AND REHABILITATION CENTER		33			33
DEPT OF VA MED CENTE-WEST PALM BEACH			33	100%	33
BOND CLINIC		3	30	91%	33
PHYSICIAN ASSOCIATES LLC		26	7	21%	33
PENSACOLA PEDIATRICS MILTON		27	6	18%	33
ASHTON PLACE	3	26	4	12%	33
PORT SAINT JOHN FAMILY PRACTICE		21	12	36%	33
GREENRIDGE GROUP HOME	3	11	19	58%	33
SANFORD MOBILE LAB PGA TOUR		32	1	3%	33
BENTLEY CARE CENTER		33			33
FHMG-FLORIDA HOSPITAL MEDICAL GROUP		24	9	27%	33
METRO KNOXVILLE HMA		25	8	24%	33
CORAL HOUSE ASSISTED LIVING COMMUNITY LLC		33			33
FLORIDA PEDIATRIC GROUP PA		28	5	15%	33
PECONIC BAY MEDICAL CENTER LABORATORY		25	8	24%	33
UNIVERSITY HOSPITAL		28	5	15%	33
LAKE CO EMPLOYEE HEALTH AND WELLNESS CENTER		30	3	9%	33
COMPLETE HOME CARE OF THE PALM BEACHES LLC		31	2	6%	33
MINUTECLINIC DIAGNOSTIC OF RHODE ISLAND, LLC #1544		32	1	3%	33
AHSE ROP		32	1	3%	33
INTERCOASTAL MEDICAL GROUP			33	100%	33
Kensington Gardens		33			33
THE SPRINGS OF PARC HILL		32	1	3%	33
LPG CONVENIENT CARE AT METRO		29	3	9%	32
VETERANS HOME			32	100%	32
Conway Lakes Health and Rehabilitation Center		32			32
FAMILY HEALTH CENTER		19	13	41%	32
Heartland Health Care Center North Sarasota		18	14	44%	32
HILA BECKERMAN MD LLC	1	30	1	3%	32
COLORADO DEPARTMENT OF HEALTH LABORATORY SERVICES DIVISION			32	100%	32
ADVANCE URGENT CARE CENTER, LLC		1	31	97%	32
SONORAN DESERT PATHOLOGY ASSOCIATES		2	30	94%	32
LONG ISLAND UNIVERSITY - POST CAMPUS		32			32
GARDENS HEALTH NH LLC		32			32

COVID-19: testing by laboratory

Data through Feb 20, 2021 verified as of Feb 21, 2021 at 09:25 AM

Data in this report are provisional and subject to change.

The numbers in the table below represent the number of Florida and non-Florida residents for whom test results were received by the Department of Health. A person can be tested by more than one laboratory and can have both positive and negative results. **Therefore, the sum of the numbers in each column will be larger than the total number of people tested.**

Reporting lab	Inconclusive	Negative	Positive	Percent positive	Total
WASHINGTON COUNTY HEALTH DEPARTMENT		20	12	38%	32
WESTMINSTER ST AUGUSTINE		32			32
IPSUM DIAGNOSTICS		3	29	91%	32
AVOW HOSPICE INC		32			32
VETERAN AFFAIRS MEDICAL CENTER - JAMES J PETERS		30	2	6%	32
JACKSON HEALTH SYSTEM		1	31	97%	32
TRADITIONAL HOME CARE INC		31	1	3%	32
VILLAGE ON THE ISLE□		27	5	16%	32
OPIS COQUINA CENTER		32			32
PROFESSIONAL PEDIATRICS		29	2	6%	31
MIRIMUS CLINICAL LABS		13	18	58%	31
DISCOVERY COMMONS AT BRADENTON		31			31
ADVENTHEALTH MEDICAL GROUP FAMILY MEDICINE AT RDV		31			31
OCOEE PEDIATRICS		24	7	23%	31
LabCorp L#09258130 M#09258125		12	19	61%	31
SILVER LAKE PEDIATRICS PA		27	4	13%	31
MICHAEL J D'AMBROSE MD PA		29	2	6%	31
MAKO MEDICAL		17	14	45%	31
BROOKDALE CANOPY OAKS			31	100%	31
UNIPATH		24	7	23%	31
SOUTHEASTERN OUTPATIENT SURGERY CENTER		28	3	10%	31
AMERICAN ESOTERIC LABORATORIES		15	16	52%	31
ENT AND ALLERGY ASSOCIATES OF FLORIDA LLC		30	1	3%	31
KEY WEST MEDICAL CENTER	1	29	1	3%	31
COLLIER ANESTHESIA PAIN LLC		31			31
Consulate Health Care of Orange Park		27	4	13%	31
PASSPORT HEALTH ORLANDO		31			31
NCHD		17	14	45%	31
CAREHERE LAKE SCHOOLS EMPLOYEE HEALTH CENTER		20	11	35%	31
REGENCY PARK ASSISTED LIVING FACILITY		29	2	6%	31
MINUTE CLINIC LLC #2216		28	2	7%	30
ALWAYS BEST CARE SENIOR SERVICES		27	3	10%	30
COUNTY OF LOS ANGELES			30	100%	30
HERITAGE WATERSIDE		27	3	10%	30
THE TERRACE AT IVY ACRES ALF		11	19	63%	30
WALK IN MEDICAL URGENT CARE		30			30
VILLA COURT LLC		30			30
MIDDLETOWN MEDICAL P C		21	9	30%	30
UR CARE FAMILY AND SPORTS MEDICINE			30	100%	30
THE TRADITION OF THE PALM BEACHES		29	1	3%	30
AMEERAH LABS			30	100%	30
WELLMED AT NEW TAMPA		22	8	27%	30
CLINCLOUD, LLC			30	100%	30
BOCA BIOLISTIC REFERENCE LAB			30	100%	30
ALABAMA CLINICS		16	14	47%	30
ADVENT HEALTH PRIMARY CARE PLUS, WINTER GARDEN		26	4	13%	30
MEDEXPRESS - BLOOMIN BRANDS		13	17	57%	30

COVID-19: testing by laboratory

Data through Feb 20, 2021 verified as of Feb 21, 2021 at 09:25 AM

Data in this report are provisional and subject to change.

The numbers in the table below represent the number of Florida and non-Florida residents for whom test results were received by the Department of Health. A person can be tested by more than one laboratory and can have both positive and negative results. **Therefore, the sum of the numbers in each column will be larger than the total number of people tested.**

Reporting lab	Inconclusive	Negative	Positive	Percent positive	Total
Okeechobee Health Care Facility		16	14	47%	30
EASYCARE WALK-IN CLINIC	1	11	18	60%	30
FLORIDA DEPARTMENT OF HEALTH IN MONROE COUNTY		26	4	13%	30
ALAN A SMITH MD LLC		29	1	3%	30
MILLENIA ADVANCED SCIENTIFIC LLC			30	100%	30
NORTH FLORIDA PEDIATRICS - JACKSONVILLE		25	4	14%	29
SUMTER PEDIATRICS		27	2	7%	29
HEALTH FIRST - VIERA HOSPITAL		1	28	97%	29
RENAISSANCE SENIOR LIVING	1	28			29
NEMOURS CHILDRENS CLINIC		22	7	24%	29
UNION MEDICAL CARE		29			29
WEINBERG VILLAGE		28	1	3%	29
JAMAICA HOSPITAL MEDICAL CENTER		27	2	7%	29
UNIVERSITY MEDICAL CTR OF PRINCETON AT		27	2	7%	29
PANCARE HEALTH - BONIFAY K-8			29	100%	29
CDC		17	12	41%	29
FAMILY CARE PARTNERS URGENT CARE LLC		23	6	21%	29
PRO HEALTH HARMONY		29			29
COMPREHENSIVE CHILDCARE		23	6	21%	29
MAGNOLIA DIAGNOSTICS, LLC		3	26	90%	29
UNIV OF ROCHESTER-STRONG MEMORIAL HOSP		28	1	3%	29
COMMUNITY MEDICAL CARE CENTER INC			29	100%	29
ST VINCENTS PRIMARY CARE		24	5	17%	29
NURSES HELPING HANDS INC ALF		29			29
PALM GARDEN OF JACKSONVILLE		27	2	7%	29
VIKOR SCIENTITIC			29	100%	29
SUNTREE INTERNAL MEDICINE		29			29
EVERLYWELL		16	13	45%	29
P4CLINICAL	3	2	24	83%	29
DAVID LAWRENCE CENTER		24	4	14%	28
LAKE PLACID HEALTH AND REHABILITATION		1	27	96%	28
STATEN ISLAND UNIVERSITY HOSPITAL-POUCH		28			28
HARBORCHASE OF WELLINGTON CROSSING		26	2	7%	28
FLORIDA ATLANTIC UNIVERSITY		25	3	11%	28
LIGHTHOUSE PEDIATRICS OF NAPLES		24	4	14%	28
PALMS, THE		28			28
ABSOLUTE HEALTH INTERNAL MEDICINE AND PEDIATRICS		23	5	18%	28
LAKE MARY - STIRLING CENTER SUITE 202			28	100%	28
VETERANS AFFAIRS MEDICAL CENTER - NEW YORK HARBOR		27	1	4%	28
KEY PRIMARY CARE			28	100%	28
ACTIVE SENIOR LIVING		26	2	7%	28
PREMIER URGENT CARE CENTER LLC			28	100%	28
BAY STREET PHARMACY☐		26	2	7%	28
AMMON ANALYTICAL LABORATORIES		24	4	14%	28
ASTORIA HEALTH AND REHABILITATION CENTER		27	1	4%	28
MARION PEDIATRICS PA		21	7	25%	28
FLAGLER HOSPITAL INC	2		26	93%	28

COVID-19: testing by laboratory

Data through Feb 20, 2021 verified as of Feb 21, 2021 at 09:25 AM

Data in this report are provisional and subject to change.

The numbers in the table below represent the number of Florida and non-Florida residents for whom test results were received by the Department of Health. A person can be tested by more than one laboratory and can have both positive and negative results. **Therefore, the sum of the numbers in each column will be larger than the total number of people tested.**

Reporting lab	Inconclusive	Negative	Positive	Percent positive	Total
DCH REGIONAL MEDICAL CENTER LABORATORY		27	1	4%	28
ISLAMORADA VILLAGE OF ISLANDS FIRE RESCUE		26	2	7%	28
BULLS HEAD URGENT CARE		27	1	4%	28
PINES NURSING HOME		27	1	4%	28
Cleveland Clinic Laboratories		4	24	86%	28
PEDIATRIC SERVICES AND BREATHING CENTER PA		21	7	25%	28
EDEN AT CRESTVIEW		12	16	57%	28
LAKELAND NURSING AND REHABILITATION CENTER			28	100%	28
WARDE MEDICAL LABORATORY		20	8	29%	28
MINUTECLINIC DIAGNOSTIC OF SOUTH CAROL		26	2	7%	28
DUVAL COUNTY HEALTH DEPARTMENT		28			28
TREASURE COAST PEDIATRICS PA		23	5	18%	28
PINELLAS INTERNAL MEDICINE ASSOCIATES	1	26	1	4%	28
FAMILY CARE PARTNERS		18	10	36%	28
CVS MINUTE CLINIC DIAGNOSTIC OF NORTH CAROL		22	6	21%	28
GRACE MEDICAL HOME		20	8	29%	28
BROOKDALE PHILLIPPI CREEK			28	100%	28
PORT ST LUCIE HOSPITAL		25	3	11%	28
MINUTE CLINIC, LLC DBA MINUTECLINIC #4505		25	2	7%	27
Bon Secours Maria Manor		22	5	19%	27
SANTA BARBARA CARE CENTER		17	10	37%	27
Wiregrass Rehabilitation Center and Nursing Home		26	1	4%	27
BROOKDALE BRANDON	1	26			27
BROOKDALE SOUTHPPOINT			27	100%	27
ACCESS 365 URGENT CARE		8	19	70%	27
LEXINGTON PLACE SENIOR LIVING COMMUNITY		27			27
SUNCOAST LABS			27	100%	27
PERDIDO URGENT CARE		1	26	96%	27
ATLAN		23	4	15%	27
ST PETER'S BENDER LABORATORY		26	1	4%	27
BAPTIST PRIMARY BLACK CREEK SOUTH			27	100%	27
FAST PACE MEDICAL CLINIC		24	3	11%	27
URGENT CARE CENTER			27	100%	27
NATIONAL MENTOR HEALTHCARE LLC			27	100%	27
BASSETTI MEDICAL RESEARCH INC		21	6	22%	27
LABORATORY ALLIANCE OF CENTRAL NEW YORK		26	1	4%	27
HEALTHPARK MEDICAL CENTER ABG LAB		26	1	4%	27
RIVERHEAD URGENT CARE		26	1	4%	27
FAMILY AND INTERNAL MEDICINE AT AVALON PARK		24	3	11%	27
WEISS PEDIATRIC CARE LLC		16	11	41%	27
UCLA HEALTHCARE CLINICAL LABS		23	4	15%	27
SPANISH RIVER HIGH SCHOOL ESE		23	4	15%	27
CHILDRENS MEDICAL CENTER			27	100%	27
EXPRESS CARE OF BELLEVIEW		27			27
THE MINIER URGENT CARE		20	6	23%	26
BODYK		22	4	15%	26
STUART REHABILITATION AND HEALTHCARE		12	14	54%	26

COVID-19: testing by laboratory

Data through Feb 20, 2021 verified as of Feb 21, 2021 at 09:25 AM

Data in this report are provisional and subject to change.

The numbers in the table below represent the number of Florida and non-Florida residents for whom test results were received by the Department of Health. A person can be tested by more than one laboratory and can have both positive and negative results. **Therefore, the sum of the numbers in each column will be larger than the total number of people tested.**

Reporting lab	Inconclusive	Negative	Positive	Percent positive	Total
MONTEFIORE NEW ROCHELLE HOSPITAL		24	2	8%	26
MINUTECLINIC DIAGNOSTIC OF NORTH CAROLINA		25	1	4%	26
BROWARD HEALTH IMPERIAL POINT NURSING			26	100%	26
CHILDREN'S MEDICAL CENTER			26	100%	26
AR ANESTHESIA LLC		25	1	4%	26
MINUTECLINIC, LLC		22	4	15%	26
TGH URGENT CARE - RIVERVIEW			26	100%	26
ST ANTHONYS PRIMARY CARE LLC/JACKSON STREET			26	100%	26
LOOP PEDIATRICS		22	4	15%	26
ADVANCED URGENT CARE		12	14	54%	26
RAINBOW PEDIATRICS		1	25	96%	26
PALM BEACH COUNTY FIRE RESCUE		24	2	8%	26
LAKES DIALYSIS CENTER INC			26	100%	26
CERON PEDIATRICS & INTEGRATIVE MEDICIN		26			26
MONCRIEF ARMY HEALTH CLINIC			26	100%	26
NORTH PINELLAS CHILDRENS MEDICAL CENTER			26	100%	26
ATRIA LADY LAKE		26			26
PREMIUM HEALTH SERVICES OF TAMPA BAY LLC		15	11	42%	26
WIREGRASS CLINIC LLC		21	5	19%	26
OAKTREE HEALTHCARE			26	100%	26
URGENT FAMILY CARE INC		23	3	12%	26
ADVENT HEALTH PARTIN SETTLEMENT HEALTH PARK		18	8	31%	26
WAKULLA COUNTY HEALTH DEPARTMENT		12	14	54%	26
LAKE COUNTY SCHOOLS EMPLOYEE HEALTH CENTER		16	10	38%	26
D W MCMILLAN MEMORIAL HOSPITAL		15	11	42%	26
WEST BROWARD CARE CENTER		24	2	8%	26
PULMONARY SPECIALISTS OF THE PALM BEACHES		16	10	38%	26
LOT HEALTH SERVICES☐	1	25			26
EAST HILL MEDICAL GROUP		17	8	32%	25
MINUTECLINIC DIAGNOSTIC OF RHODE ISLAND, LLC #212		25			25
ADVENT HEALTH - LAKE MARY PEDIATRICS		16	9	36%	25
CENTER ONE SURGERY CENTER		21	4	16%	25
SANITAS		4	21	84%	25
MIGUEL E TREVINO MD PA		21	4	16%	25
SYNIVERSE WELLNESS CENTER		21	4	16%	25
TALLAHASSEE DEVELOPMENTAL CENTER☐		24	1	4%	25
M&V SAN JOSE MEDICAL CENTER			25	100%	25
AMELIA ASSISTED LIVING FACILITY		25			25
VASSAR BROTHERS MEDICAL CENTER LABORATORY		24	1	4%	25
RJ LEE GROUP	1	23	1	4%	25
FEDERAL PRISON CAMP PENSACOLA			25	100%	25
UNION CHD		22	3	12%	25
Lanier Rehab			25	100%	25
EPIC REFERENCE LABS INC			25	100%	25
GULFSIDE HOSPICE INC		22	3	12%	25
MADWAR		19	6	24%	25
WESTPAC LABS		1	24	96%	25

COVID-19: testing by laboratory

Data through Feb 20, 2021 verified as of Feb 21, 2021 at 09:25 AM

Data in this report are provisional and subject to change.

The numbers in the table below represent the number of Florida and non-Florida residents for whom test results were received by the Department of Health. A person can be tested by more than one laboratory and can have both positive and negative results. **Therefore, the sum of the numbers in each column will be larger than the total number of people tested.**

Reporting lab	Inconclusive	Negative	Positive	Percent positive	Total
COLORADO DEPARTMENT OF PUBLIC HEALTH AND ENVIRONMENT			25	100%	25
OAKMONTE VILLAGE		24	1	4%	25
MD BEAUTY LABS, PA		23	2	8%	25
RESIDENCE AT BAY VUE		24	1	4%	25
ADVENTHEALTH MEDICAL GROUP FAMILY MEDICINE		24	1	4%	25
JUPITER MEDICAL CENTER PHYSICIANS GROUP, INC		22	3	12%	25
GASTROENTEROLOGY ASSOCIATES OF PENSACOLA PA		22	3	12%	25
ARCPOINT LABS OF FORT LAUDERDALE		25			25
MINUTE CLINIC DIAGNOSTIC OF SC, LLC #75		24	1	4%	25
ST. CLOUD HOSPITAL		20	5	20%	25
COLONY CARE CENTER		16	9	36%	25
SOMA MEDICAL CENTER PA #3			25	100%	25
Salerno Bay Health & Rehabilitation Center		18	7	28%	25
ST JOSEPHS CHILDRENS OUTREACH			25	100%	25
WOMENS CARE FLORIDA LABORATORY		25			25
THE WATERMARK AT VISTAWILLA		25			25
SOUTH FLORIDA DIALYSIS CENTER		8	17	68%	25
THE LODGE AND REHABILITATION CENTER		9	15	63%	24
WELLNOW URGENT CARE		23	1	4%	24
THE CHAPPEL GROUP RESEARCH		24			24
AVENTIS BIO-SERVICES CTL		24			24
HERITAGE OAKS ASSISTED LIVING & MEMORY CARE		20	4	17%	24
SENIOR HEALTH OF WINTER PARK DUNDEE		24			24
APOLLO HEALTH & REHABILITATION		18	6	25%	24
VILLAGES REHABILITATION AND NURSING CENTER		24			24
TARPON BAYOU CENTER			24	100%	24
PRIME CARE ONE LLC/HARBORCHASE OF VENICE			24	100%	24
MARYLAND DEPARTMENT OF HEALTH			24	100%	24
ATRIA AT ST JOSEPHS		24			24
SOUTH CAROLINA DEPT OF HEALTH AND ENVIRONMENT CONTROL		2	22	92%	24
AIR, LAND & SEA PHYSICALS & CONSULTATIONS, LLC		23	1	4%	24
COURTYARDS OF ORLANDO		24			24
THE COMMONWEALTH OF MASSACHUSETTS			24	100%	24
MED PLUS FLORENCE		20	4	17%	24
SENIOR LIVING IV SUN CITY LLC		17	7	29%	24
MINUTECLINIC DIAGNOSTIC OF MICHIGAN		22	2	8%	24
HENNEPIN COUNTY MEDICAL CENTER (HCMC)		13	11	46%	24
WESTMINSTER WOODS ON JULINGTON CREEK		22	2	8%	24
JOSEF SCHENKER MD PC		24			24
HEALTH MED CENTERS		24			24
VICK STREET MANOR		24			24
LABORATORY DYNAMICS		20	4	17%	24
ABL MEDICAL CARE LLC			24	100%	24
ROADS PEDIATRICS,LLC		22	2	8%	24
ST JOSEPHS HOSPITAL SOUTH HOSPITAL			24	100%	24
ROCKLAND URGENT CARE FAMILY HEALTH NP		24			24
PHYSICIANS PRIMARY CARE OF SW FLORIDA PL		24			24

COVID-19: testing by laboratory

Data through Feb 20, 2021 verified as of Feb 21, 2021 at 09:25 AM

Data in this report are provisional and subject to change.

The numbers in the table below represent the number of Florida and non-Florida residents for whom test results were received by the Department of Health. A person can be tested by more than one laboratory and can have both positive and negative results. **Therefore, the sum of the numbers in each column will be larger than the total number of people tested.**

Reporting lab	Inconclusive	Negative	Positive	Percent positive	Total
MADISON COUNTY MEMORIAL HOSP		12	12	50%	24
RESIDENTIAL PLAZA AT BLUE LAGOON INC		21	3	13%	24
STEWART MELBOURNE HOSPITAL			24	100%	24
SUNQUEST		3	21	88%	24
ORANGE PEDIATRICS			24	100%	24
CENTRAL FLORIDA HEALTH CARE INC WAUCHULA SITE 2		17	7	29%	24
BROOKDALE UNIVERSITY HOSPITAL		22	1	4%	23
URGENT CARE USA			23	100%	23
SARASOTA MEMORIAL NURSING & REHABILITATION CTR		23			23
EGL GENETIC DIAGNOSTICS		1	22	96%	23
STATE LAB		2	21	91%	23
PHYSICIANS STAT		3	20	87%	23
BROOKWOOD BAPTIST MEDICAL CENTER		22	1	4%	23
COASTAL SKIN SURGERY AND DERMATOLOGY		16	7	30%	23
CANTON-POTSDAM HOSPITAL LABORATORY		23			23
MAYO CLINIC JACKSONVILLE		1	22	96%	23
ISLAND COAST PEDIATRICS PA		22	1	4%	23
ADVENTHEALTH MEDICAL GROUP FAMILY & INTERNAL		9	14	61%	23
FINLAY C. LABORATORY		3	20	87%	23
GRAND LIVING AT LAKEWOOD RANCH		23			23
UNIVERSITY HILLS HEALTH AND REHABILITATION CENTER		18	5	22%	23
PARK WEST MEDICAL CENTER		22	1	4%	23
NEW JERSEY		22	1	4%	23
CHIPOLA MEDICAL ASSOCIATES		4	19	83%	23
Summit Medical Group Westfield Lab		20	3	13%	23
SOUTHCOR LABORATORY		2	21	91%	23
PINELLAS 1 HOME HEALTH CARE CORP		23			23
WOODHOUSE INC		17	6	26%	23
BOCA TOXICOLOGY LLC		21	2	9%	23
WUESTHOFF MEDICAL CENTER-MELBOURNE			23	100%	23
HUNT CLUB PEDIATRIC ASSOCIATES LLC		19	4	17%	23
WALGREENS #06012		21	2	9%	23
NOBLE SENIOR LIVING		3	20	87%	23
FORT CAROLINE GARDENS, INC		21	2	9%	23
SUMMIT MEDICAL GROUP - 75 E NORTHFIELD		21	2	9%	23
CORNERSTONE PEDIATRICS		14	9	39%	23
MD NOW MEDICAL CENTERS INC		1	22	96%	23
LAKEVIEW HEALTH CARE SYSTEMS		9	14	61%	23
HOLLISMED LLC		22	1	4%	23
UF HEALTH NORTH JACKSONVILLE			23	100%	23
SUNSHINE ASSISTED LIVING		23			23
CARENOW - DOWNTOWN NORTH GULCH		22	1	4%	23
GOOD SAMARITAN HOSPITAL LABORATORY		20	3	13%	23
EP MEDICAL EQUIPMENT PHARMACY		21	2	9%	23
SUNSHINE PEDIATRICS OF CENTRAL FLORIDA PL		20	2	9%	22
TEN HEALTHCARE		6	16	73%	22
CENTERPLACE HEALTH		3	19	86%	22

COVID-19: testing by laboratory

Data through Feb 20, 2021 verified as of Feb 21, 2021 at 09:25 AM

Data in this report are provisional and subject to change.

The numbers in the table below represent the number of Florida and non-Florida residents for whom test results were received by the Department of Health. A person can be tested by more than one laboratory and can have both positive and negative results. **Therefore, the sum of the numbers in each column will be larger than the total number of people tested.**

Reporting lab	Inconclusive	Negative	Positive	Percent positive	Total
MAGNOLIA PEDIATRICS		2	20	91%	22
ROCKLEDEGE REGIONAL MEDICAL CENTER		17	5	23%	22
THORNBURG PEDIATRICS		21	1	5%	22
GLEN COVE HOSPITAL		22			22
PALMETTO PEDIATRICS			22	100%	22
MARTHA'S HOUSE & ASSISTED LIVING FACILITY		22			22
ENGLEWOOD HOSPITAL AND MEDICAL CENTER		17	5	23%	22
MORNINGSIDE MANOR & VILLA ADULT CARE C		22			22
ADVENT HEALTH MEDICAL GROUP- FAMILY MEDICINE AT DR. PHILIPS		17	5	23%	22
MID FLORIDA PATHOLOGY LLC		21	1	5%	22
MOBILE DIVISION LABORATORY		7	15	68%	22
EBEIDS MD PEDIATRICS		19	3	14%	22
STEWARD MEDICAL GROUP INC			22	100%	22
FLORIDA ENDOSCOPY & SURGERY CTR LLC		22			22
ORLANDO CLINICAL RESEARCH CENTER		20	2	9%	22
FLORIDA PEDIATRICS		6	16	73%	22
PALMS MEDICAL GROUP - LAKE CITY WEST		3	19	86%	22
ADVENT HEALTH EXPRESS		9	13	59%	22
TIFFANY LAKE CARE CENTERS INC		22			22
COASTAL COMPLETE CARE		11	11	50%	22
GROWING TOGETHER PEDIATRICS, LLC		18	4	18%	22
PULSE MEDICAL GROUP INC			22	100%	22
ELAN SPANISH SPRINGS		4	18	82%	22
APOLLO SURGERY CENTER		20	2	9%	22
NOVANT HEALTH		16	6	27%	22
JACKSONVILLE VA UNIVERSITY OPC	1	21			22
NAPHCARE, INC.		12	10	45%	22
FIRST CHOICE PEDIATRICS LOOP		20	2	9%	22
OLIVE BRANCH HEALTH AND REHABILITATION CENTER			22	100%	22
CARILLON SPORTS AND FAMILY MEDICINE		18	4	18%	22
DIACARTA INC.		22			22
UNIV OF NORTH ALABAMA HEALTH CENTER		21	1	5%	22
JOSEPH SCHENKER MD PC DBA CENTERS URGENT		19	3	14%	22
FLORIDA HOSPITAL LABS		12	10	45%	22
SEAGRASS VILLAGE			22	100%	22
ASSISTED LIVING OF BROWARD		21			21
ROCKLEDGE FAMILY HEALTH			21	100%	21
CLINICAL PATHOLOGY LABORATORIES SOUTHEAST			21	100%	21
UPMC CHAUTAUQUA AT WCA LABORATORY		20	1	5%	21
ARDEN COURTS OF WINTER SPRINGS		18	3	14%	21
GREEN GABLES ASSISTED LIVING FACILITY		21			21
MINUTECLINIC DIAGNOSTIC OF LOUISIANA		20	1	5%	21
CONNECTDX		6	15	71%	21
PHYSICIANS CARE		18	3	14%	21
FORT SANDERS REGIONAL LABORATORY		21			21
ST JUDE CHILDRENS RESEARCH HOSPITAL		21			21
CLEARWATER EMPLOYEE HEALTH CLINIC		7	14	67%	21

COVID-19: testing by laboratory

Data through Feb 20, 2021 verified as of Feb 21, 2021 at 09:25 AM

Data in this report are provisional and subject to change.

The numbers in the table below represent the number of Florida and non-Florida residents for whom test results were received by the Department of Health. A person can be tested by more than one laboratory and can have both positive and negative results. **Therefore, the sum of the numbers in each column will be larger than the total number of people tested.**

Reporting lab	Inconclusive	Negative	Positive	Percent positive	Total
BUREAU OF PUBLIC HEALTH	1	2	18	86%	21
CAPE CORAL HOSPITAL ABG LABORATORY		11	10	48%	21
Clearwater Center		10	11	52%	21
MINUTECLINIC, LLC #08366		16	5	24%	21
BITTINGS APOTHECARY INC		17	4	19%	21
LONG BEACH URGENT CARE		21			21
CRESTVIEW IMMEDIATE CARE LL			21	100%	21
WE SCREEN LLC		21			21
HUNTINGTON STATION URGENT CARE		20	1	5%	21
KESHAV RX LLC		18	3	14%	21
GRAND VILLA OF ST. PETERSBURG		19	2	10%	21
ROSLYN URGENT CARE		21			21
CARE HERE		1	20	95%	21
DALE MEDICAL CENTER		16	5	24%	21
MINUTE CLINIC DIAGNOSTIC OF VIRGINIA		16	5	24%	21
PRIMECARE OF DOTHAN-DALEVILLE CLINIC		16	5	24%	21
VIRTUA		17	4	19%	21
AESTHETIC SURGERY CENTER OF WINTER PARK, THE		20	1	5%	21
INTERNATIONAL MEDICAL LABORATORY INC		21			21
WILTON MANORS HEALTH & REHABILITATION CENTER		12	9	43%	21
ARCPOINT LABS OF WEST PALM BEACH			21	100%	21
CARESPOT		1	20	95%	21
JUPITER MEDICAL CENTER			20	100%	20
MEDEXPRESS URGENT CARE - BLOOMINGTON		17	3	15%	20
GERALD J KIVETT MD		18	2	10%	20
BOCA SIMON LAB		1	19	95%	20
BEST MEDICAL CENTER		11	9	45%	20
JEFFERSON K-12, A SOMERSET SCHOOL- CLINIC		17	3	15%	20
MEDICAL EXPRESS CORP		18	2	10%	20
LAKE WORTH MANOR		19	1	5%	20
SHORE MEMORIAL HOSPITAL		17	3	15%	20
COMMUNITY HEALTH OF SOUTH FLORIDA			20	100%	20
HARBOUR ISLAND PEDIATRICS		12	8	40%	20
HOLIDAY MEDICAL ASSOCIATES		1	19	95%	20
REDITUS LABORATORIES			20	100%	20
CIGNA PBSO WEST PALM			20	100%	20
UAH STUDENT HEALTH CENTER		13	7	35%	20
TOTTENVILLE CIRCLE URGENT CARE		20			20
WINSHIPS PHARMACY INC		20			20
ALAN SERURE MD		20			20
HOWARD BEACH URGENT CARE		20			20
KIVA AT CANTERBURY, LLC		20			20
ROBERT H JENKINS JR VETERANS' DOMICILIARY HOME OF		17	3	15%	20
HALIFAX HEALTH URGENT CARE		3	17	85%	20
MINUTECLINIC DIAGNOSTIC MEDICAL GROUP		18	2	10%	20
ISLAND LAKE CENTER		4	16	80%	20
BAY PEDIATRICS PA		18	2	10%	20

COVID-19: testing by laboratory

Data through Feb 20, 2021 verified as of Feb 21, 2021 at 09:25 AM

Data in this report are provisional and subject to change.

The numbers in the table below represent the number of Florida and non-Florida residents for whom test results were received by the Department of Health. A person can be tested by more than one laboratory and can have both positive and negative results. **Therefore, the sum of the numbers in each column will be larger than the total number of people tested.**

Reporting lab	Inconclusive	Negative	Positive	Percent positive	Total
ADIRONDACK MEDICAL CENTER		20			20
SOUTH CAROLINA DEPARTMENT OF HEALTH			20	100%	20
MORRIS PARK URGENT CARE		17	3	15%	20
HEALTHY MINORS, LLC.		20			20
SANFORD PEDIATRIC ASSOCIATES, PA		18	2	10%	20
CARESPOT OF NOCATEE		1	19	95%	20
TOTAL ACCESS URGENT CARE			20	100%	20
CL BRUMBACK PRIMARY CARE CLINIC LANTANA		2	18	90%	20
BETHESDA HEALTH PHYSICIAN GROUP INC			20	100%	20
BROOKDALE MANDARIN CENTRAL		7	13	65%	20
TGH MEDICAL GROUP LABORATORY CARROLLWOOD			20	100%	20
POINT OF CARE CLINICS PRIMARY CARE		20			20
RAINBOW PEDIATRIC CENTER		2	18	90%	20
CITRUS CARE CLINIC			20	100%	20
CONSOLIDATED LAB SERVICES		10	10	50%	20
PONCE PLAZA NURSING & REHAB CENTER		4	16	80%	20
WINTER PARK FAMILY PRACTICE LLC		17	3	15%	20
ERIC C MARSHAL MD, PC DBA MINUTECLINIC		19	1	5%	20
ESTATES MEDICAL CENTER		12	8	40%	20
HENDRY REGIONAL CORPORATE HEALTH			20	100%	20
PROFESSIONAL PARK PEDIATRICS PA			20	100%	20
ODYSSEY HEALTHCARE OF MARION COUNTY, LLC		19	1	5%	20
BAPTIST URGENT CARE		16	3	16%	19
GRACE WELLNESS CENTER		8	11	58%	19
ALL PEDIATRIC CARE			19	100%	19
SUNCOAST TECHNICAL COLLEGE SCHOOL OF HEALTH		19			19
OHIO CVS STORES, LLC DBA		17	2	11%	19
WELLMED AT LAKE COPELAND		13	6	32%	19
JUST FOR KIDS PEDIATRICS		5	14	74%	19
BAYFRONT HMA CONVENIENT CARE, LLC		2	17	89%	19
CORE LABORATORY		1	18	95%	19
ROWLETT MIDDLE ACADEMY		17	2	11%	19
REGENCY SQUARE MALL - SEARS		3	16	84%	19
BAYVIEW MEDICAL		19			19
NEWYORK-PRESBYTERIAN/ LAWRENCE HOSPITAL LABORATORY		17	2	11%	19
CLERMONT ADVENTHEALTH CENTRA CARE		1	18	95%	19
Sovereign Laboratory Services, LLC		17	2	11%	19
JACKSON NORTH MEDICAL CENTER		2	17	89%	19
COOPER HEALTHCARE		19			19
SOLE HEALTH LLC		19			19
AMERICAN HEALTH ASSOCIATES INC		3	16	84%	19
Wesley Place on Honeysuckle		17	2	11%	19
LAB INTERMARKET FACILITY LAB		1	18	95%	19
ANYLABTESTNOW		6	13	68%	19
MONROE COUNTY DETENTION CENTER			19	100%	19
CARDIOLOGY AND MEDICINE ASSOCIATES INC		19			19
ROYAL PALM MEDICAL GROUP, INC		19			19

COVID-19: testing by laboratory

Data through Feb 20, 2021 verified as of Feb 21, 2021 at 09:25 AM

Data in this report are provisional and subject to change.

The numbers in the table below represent the number of Florida and non-Florida residents for whom test results were received by the Department of Health. A person can be tested by more than one laboratory and can have both positive and negative results. **Therefore, the sum of the numbers in each column will be larger than the total number of people tested.**

Reporting lab	Inconclusive	Negative	Positive	Percent positive	Total
ASURANCE SCIENTIFIC LABORATORIES		19			19
INTEGRATED REGIONAL LABORATORIES - LARGO			19	100%	19
OMEGA LABORATORIES		15	4	21%	19
TEXAS DEPARTMENT OF STATE HEALTH SERVICES		3	16	84%	19
NEW YORK METHODIST HOSPITAL		15	4	21%	19
FLORIDA COMMUNITY HEALTH CENTER OF ST. LUCIE		1	18	95%	19
NANO HEALTH ASSOCIATES LLC		19			19
BARTON FAMILY PRACTICE		8	11	58%	19
LOVING CARE OF THE TREASURE COAST LLC	1	13	5	26%	19
SEVEN RIVERS REGIONAL MEDICAL CENTER		5	14	74%	19
SONATA BOYNTON BEACH		17	2	11%	19
MED HEALTH SERVICES		18	1	5%	19
MINIMALLY INVASIVE VASCULAR INC		17	2	11%	19
NEW YORK PRESBYTERIAN - ALLEN HOSPITAL		19			19
STONE WASH CLINICAL LABORATORIES		2	17	89%	19
MICHELLE S PAGE MD PA		18	1	5%	19
TIMBERLANE LODGE ALF	1	11	7	37%	19
GRAND VILLA OF ALTAMONTE SPRINGS		12	7	37%	19
NO NAME		8	11	58%	19
ST VINCENT'S EAST		17	2	11%	19
GOOD SAMARITAN SOCIETY OF DAYTONA		16	3	16%	19
BRIDGEWAY HEALTH CLINICS INC			19	100%	19
ESOTERIX GENETIC LABORATORIES		16	3	16%	19
BIOREFERENCE LABORATORIES INC		3	16	84%	19
MARATHON HEALTH FOR LIFE		16	3	16%	19
GUIDEWELL EMERGENCY MEDICINE DOCTORS LLC		4	15	79%	19
MINUTECLINIC DIAGNOSTIC OF NORTH CAROLINA PC		15	3	17%	18
UM MILLER SCHOOL OF MEDICINE			18	100%	18
SPRINGWOOD COURT		13	5	28%	18
TENNESSEE DEPARTMENT OF HEALTH		14	4	22%	18
MADISON CORE LABORATORIES		17	1	6%	18
CHARLOTTE CHD PORT CHARLOTTE		14	4	22%	18
HARTFORD HOSPITAL ANCILLARY LAB		17	1	6%	18
MINUTE CLINIC DIAGNOSTIC OF VIRGINIA, LLC		18			18
TPCA CLINICAL LABORATORIES		15	3	17%	18
MINUTECLINIC DIAGNOSTIC PA		16	2	11%	18
WELLMED AT PLANT CITY		10	8	44%	18
DASCENA, INC		15	3	17%	18
MOORINGS PARK OAKSTONE AT GREY OAKS		17	1	6%	18
OSCEOLA ALF OPERATOR, LLC DBA□		18			18
BAPTIST HEALTH URGENT CARE AT WEST BOCA		18			18
FLORIDA HOSPITAL WINTER GARDEN		15	3	17%	18
UTAH DEPARTMENT OF HEALTH			18	100%	18
MINUTECLINIC DIAGNOSTIC OF RHODE ISLAND, LLC #590		17	1	6%	18
ENCOMPASS HEALTH REHABILITATION HOSPITAL OF SARASOTA		18			18
DIXIE COUNTY HEALTH DEPARTMENT		11	7	39%	18
TOTAL RENAL LABORATORIES INC		13	5	28%	18

COVID-19: testing by laboratory

Data through Feb 20, 2021 verified as of Feb 21, 2021 at 09:25 AM

Data in this report are provisional and subject to change.

The numbers in the table below represent the number of Florida and non-Florida residents for whom test results were received by the Department of Health. A person can be tested by more than one laboratory and can have both positive and negative results. **Therefore, the sum of the numbers in each column will be larger than the total number of people tested.**

Reporting lab	Inconclusive	Negative	Positive	Percent positive	Total
GENERAL INTERNAL MEDICINE MEDICAL CTR CLINIC		13	5	28%	18
OCALA OAKS REHABILITATION CENTER		12	6	33%	18
CENTRAL FLORIDA PEDIATRIC URGENT CARE LLC		16	2	11%	18
OCEANSIDE URGENT CARE		18			18
FAMILY CARE CYPRESS CREEK		1	17	94%	18
CABOT RESERVE ON THE GREEN		18			18
COMMONWEALTH OF MASSACHUSETTS			18	100%	18
HUNT CLUB MEDICAL		13	5	28%	18
MARION COUNTY HEALTH DEPARTMENT		17	1	6%	18
MARQUES PEDIATRICS			18	100%	18
ST. JUDES LABORATORIES		12	6	33%	18
SOUTH NASSAU COMMUNITIES HOSPITAL		14	4	22%	18
MCWHORTER SCHOOL OF PHARMACY		18			18
ALL AMERICAN URGENT CARE			18	100%	18
SIDDH INC DBA SAN CARLOS PHARMACY		16	2	11%	18
DEPT OF VA MEDICAL CENTER - BAY PINES			18	100%	18
GUARDANT HEALTH		13	5	28%	18
GENTIVA HEALTH SERVICES		16	2	11%	18
WALGREEN EASTERN CO, INC		18			18
BOZEMAN HEALTH DEACONESS HOSPITAL		13	5	28%	18
MINUTECLINIC DIAGNOSTIC OF ILLINOIS L		15	3	17%	18
VIERA FAMILY MEDICINE AND WELLNESS		14	4	22%	18
XPRESS WELLNESS URGENT CARE			18	100%	18
FUTURE PEDIATRICS		15	3	17%	18
WALGREENS COVID-19		14	4	22%	18
KIVA AT CANTERBURY		1	17	94%	18
BASSETTI & ASSOCIATES, MD, PA			18	100%	18
COASTAL FAMILY PRACTICE		10	8	44%	18
AURORA DIAGNOSTICS		6	12	67%	18
MINUTECLINIC, LLC, DBA MINUTECLINIC #5		14	3	18%	17
URGENT TEAM		14	3	18%	17
UVMC MICROBIOLOGY		16	1	6%	17
WHITE-WILSON MEDICAL CENTER		11	6	35%	17
MASSACHUSETTS GENERAL HOSPITAL		1	16	94%	17
INN AT LAKE SEMINOLE SQUARE, THE		17			17
BAYCARE HEALTH SYSTEMS, LLC			17	100%	17
BROOKDALE ST AUGUSTINE			17	100%	17
TRINITY MEDICAL ASSOCIATES LLC			17	100%	17
URGENT CARE AT LONGWOOD			17	100%	17
LAKELAND HILLS CENTER		10	7	41%	17
FLUSHING HOSPITAL MEDICAL CENTER		14	3	18%	17
URGENT CARE WEST CLINIC		14	3	18%	17
GLEN OAKS URGENT CARE		16	1	6%	17
MINUTECLINIC DIAGNOSTICS MEDICAL GROUP		16	1	6%	17
DIEGO FALLON MD PA		6	11	65%	17
HEALTHCARE NOW			17	100%	17
RESOLVE MOLECULAR DIAGNOSTICS		13	4	24%	17

COVID-19: testing by laboratory

Data through Feb 20, 2021 verified as of Feb 21, 2021 at 09:25 AM

Data in this report are provisional and subject to change.

The numbers in the table below represent the number of Florida and non-Florida residents for whom test results were received by the Department of Health. A person can be tested by more than one laboratory and can have both positive and negative results. **Therefore, the sum of the numbers in each column will be larger than the total number of people tested.**

Reporting lab	Inconclusive	Negative	Positive	Percent positive	Total
CARENOW URGENT CARE-BRENTWOOD		11	6	35%	17
MD PLUS URGENT CARE, LLC			17	100%	17
BROOKDALE CROWN POINT			17	100%	17
WELLINGTON FAMILY PRACTICE		13	4	24%	17
THE VILLAGES REGIONAL HOSPITAL FREESTANDING		14	3	18%	17
VALLEY IMMEDIATE CARE		15	2	12%	17
THE CANOPY AT HARPER LAKE	1		16	94%	17
COAST MED URGENT CARE		16	1	6%	17
FUNGAL REFERENCE LABORATORY		12	5	29%	17
GENETIC TECHNOLOGICAL INNOVATIONS			17	100%	17
OCEAN REEF MEDICAL CENTER, LLC			17	100%	17
49D2045214PHYSICIAN OFFICE WAIVER MEDEXPRESS URGENT CARE - HARRISONBU		8	9	53%	17
ORLANDO FAMILY MEDICINE		7	10	59%	17
Floral Health and Rehabilitation, LLC		16	1	6%	17
MARCO DRUGS AND COMPOUNDING		13	4	24%	17
BAY BREEZE HEALTH AND REHABILITATION CENTER		9	8	47%	17
PEDIATRIC ASSOCIATES PA		16	1	6%	17
PARRISH HEALTH CENTER		14	3	18%	17
CRANES VIEW LODGE			17	100%	17
PRIMARY CARE MEDICINE	1	13	3	18%	17
TENDER CARE ALF		17			17
Z UROLOGY		17			17
SHELBY BAPTIST MEDICAL CENTER		12	5	29%	17
HELIX DIAGNOSTICS			17	100%	17
BAYCARE MEDICAL GROUP INC			17	100%	17
ST ELIZABETH MEDICAL CENTER LABORATORY		16	1	6%	17
ASCENSION ST VINCENT'S PRIMARY CARE			17	100%	17
ROSS MEDICAL GROUP			17	100%	17
BHA CENTRAL COUNTY CLINIC		1	16	94%	17
JESSIE TRICE COMMUNITY HEALTH SYSTEM, INC		1	16	94%	17
FAST TRACK URGENT CARE CENTER - TYRONE			16	100%	16
REGENEXX TAMPA BAY		14	2	13%	16
PROMEDICA LABORATORIES		11	5	31%	16
ADVENTHEALTH MEDICAL GROUP PULMONOLOGY		14	2	13%	16
STARLING AT NOCATEE			16	100%	16
MINUTECLINIC DIAGNOSTIC OF TEXAS		13	3	19%	16
HEALTH CENTRAL HOSPITAL			16	100%	16
PANAMA CITY VITAS HOSPICE		16			16
SOMA MEDICAL CENTER PA			16	100%	16
ADVENT HEALTH - ZEPHYRHILLS			16	100%	16
CLEVELAND CLINIC FLORIDA		1	15	94%	16
MINUTECLINIC DIAGNOSTIC OF PENNSYLVANI		16			16
COLLIER COUNTY JAIL		16			16
URGENT CARE CLINIC OF LINCOLN		14	2	13%	16
REHAB AND HEALTHCARE CENTER OF CAPE CORAL		16			16
Citymd Of Lacey		14	2	13%	16
MILLENNIUM PHYSICIAN GRP LLC NAPLES PINE RIDGE			16	100%	16

COVID-19: testing by laboratory

Data through Feb 20, 2021 verified as of Feb 21, 2021 at 09:25 AM

Data in this report are provisional and subject to change.

The numbers in the table below represent the number of Florida and non-Florida residents for whom test results were received by the Department of Health. A person can be tested by more than one laboratory and can have both positive and negative results. **Therefore, the sum of the numbers in each column will be larger than the total number of people tested.**

Reporting lab	Inconclusive	Negative	Positive	Percent positive	Total
MIRIMUS INC		1	15	94%	16
INTERNAL MEDICINE ASSOCIATES & SPECIALTIES INC		15	1	6%	16
COMMUNITY HOME HEALTH CARE		16			16
CAREHERE- LCS LEESBURG			16	100%	16
SRMC AVALON		9	7	44%	16
JOSEF SCHENKER MD PC DBA CENTERS URGENT		15	1	6%	16
MEDICINE AT LONGWOOD		16			16
OKEECHOBEE HEALTHCARE FACILITY			16	100%	16
PRATTVILLE BAPTIST HOSPITAL		13	3	19%	16
STATEN ISLAND UNIVERSITY HOSPITAL		15	1	6%	16
CRUCIAL CARE		10	6	38%	16
AUBURN COMMUNITY HOSPITAL		14	2	13%	16
JOSEPH MIGNOGNA		13	3	19%	16
JS HEALTHCARE INC		16			16
ALL FLORIDA FAMILY & SPORTS MEDICINE		15	1	6%	16
XERA MED RESEARCH			16	100%	16
MINUTE CLINIC DIAGNOSTIC OF NEW JERSEY		16			16
LEE COMMUNITY HEALTHCARE - LEHIGH		15	1	6%	16
Grand Villa of Deerfield Beach		14	2	13%	16
BONIFAY NURSING AND REHABILITATION CENTER			16	100%	16
ROBERT WOOD JOHNSON UNIVERSITY HOSP		14	2	13%	16
Lab MSMC Hialeah			16	100%	16
MINUTECLINIC DIAGNOSTIC OF TN PC #378		15	1	6%	16
NOVANT HEALTH GOHEALTH URGENT CARE-HARRISBURG		8	8	50%	16
ST CATHERINE OF SIENA HOSPITAL		14	2	13%	16
NORTHWEST FLORIDA SLEEP		1	15	94%	16
ST AUGUSTINE PLANTATION		1	15	94%	16
MEDEXPRESS URGENT CARE LEWISBURG		15	1	6%	16
ADEPT INPATIENT MEDICAL SERVICES PC		16			16
ALBIBI		1	15	94%	16
CLEVELAND CLINIC			16	100%	16
PRO HEALTH FAMILY PHYSICIANS, NYSTROM		16			16
DARDEN WELLNESS CENTER		13	3	19%	16
CARESPOT EXPRESS HEALTHCARE			16	100%	16
BAPTIST MEMORIAL HEALTH CARE		14	2	13%	16
MAITLAND PRIMARY CARE		9	7	44%	16
HODGES CLUSTER		2	13	87%	15
TMH FSU RAPID LABORATORY		2	13	87%	15
HOLLEY-NAVARRE MEDICAL CLINIC		5	10	67%	15
LAKEWOOD RANCH MEDICAL CENTER CLINICAL LAB			15	100%	15
NORTHWEST FLORIDA COMMUNITY HOSPITAL 3RD FLOOR		14	1	7%	15
TELEVISIT MALABAR PEDIATRICS		5	10	67%	15
WALK IN URGENT CARE			15	100%	15
MEDEXPRESS URGENT CARE - TIMBERLAKE		14	1	7%	15
COMMUNITY HEALTH OF SOUTH FLORIDA INC			15	100%	15
MULBERRY'S MOBILE PROVIDER SERVICES LLC		1	14	93%	15
STAT MEDICAL CLINIC III INC		10	5	33%	15

COVID-19: testing by laboratory

Data through Feb 20, 2021 verified as of Feb 21, 2021 at 09:25 AM

Data in this report are provisional and subject to change.

The numbers in the table below represent the number of Florida and non-Florida residents for whom test results were received by the Department of Health. A person can be tested by more than one laboratory and can have both positive and negative results. **Therefore, the sum of the numbers in each column will be larger than the total number of people tested.**

Reporting lab	Inconclusive	Negative	Positive	Percent positive	Total
MILTON 4707		15			15
MINUTECLINIC, LLC, DBA MINUTECLINIC #2544		14	1	7%	15
ADVENT HEALTH - KISSIMMEE		5	10	67%	15
BESSENT ROAD GROUP HOME		15			15
INTERIM HEALTHCARE OF NORTHWEST FLORIDA INC		13	2	13%	15
FAMILY CARE CENTER OF ARLINGTON		10	5	33%	15
FAMILY CARE			15	100%	15
CHURCH OF SCIENTOLOGY FLAG SERVICE ORGANIZATION		14	1	7%	15
COLLEGE POINT URGENT CARE		13	2	13%	15
MEDI STATION			15	100%	15
EASTLAKE PEDIATRICS - TRINITY		15			15
ADVENTHEALTH MEDICAL GROUP MULTISPECIALTY			15	100%	15
BLOUNT MEMORIAL HOSPITAL		13	2	13%	15
AJU GEORGE MD PA			15	100%	15
FLORIDA DEPARTMENT OF HEALTH IN HILLSBOROUGH COUNTY		1	14	93%	15
FORT VALLEY STATE UNIVERSITY		15			15
EAR NOSE & THROAT ASSOCIATES OF MANATEE PA		15			15
MEADOWCREST MOLECULAR DIAGNOSTICS, LLC			15	100%	15
Astoria Health and Rehab		15			15
BAYCARE MEDICAL GROUP INC			15	100%	15
CUSTEAD CARE CENTER HAVEN HOSPICE		12	3	20%	15
PALM BAY FAMILY PRACTICE		4	11	73%	15
DIATHERIX		13	2	13%	15
MEDEXPRESS URGENT CARE, MOON TOWNSHIP		14	1	7%	15
MINUTECLINIC #8699		12	3	20%	15
CALLAWAY CLINIC		10	5	33%	15
MINUTECLINIC MINUTECLINIC #8746		14	1	7%	15
ENCOMPASS HEALTH REHABILITATION HOSPITAL OF PANAMA CITY		10	5	33%	15
EXPRESS FAMILY CARE LLC			15	100%	15
DOCTORS MEDICAL CENTER OF WALTON COUNTY CLINIC			15	100%	15
PATHLINE			15	100%	15
ORLANDO HEALTH		2	13	87%	15
BAPTIST MEDICAL CENTER EAST		11	4	27%	15
SINAI HOSPITAL OF BALTIMORE		15			15
BAYLOR GENETICS		6	9	60%	15
BVL PEDIATRICS		14	1	7%	15
PALM BEACH GARDENS MEDICAL CENTER			15	100%	15
STEINHATCHEE DRUGS		11	3	21%	14
SANDALWOOD NURSING CENTER		14			14
OPIS ISLAND LAKE CENTER		13	1	7%	14
Belleair Healthcare Center		8	6	43%	14
HUDSON VALLEY HOSPITAL CENTER LABORATORY		13	1	7%	14
INDIANA STATE DEPARTMENT OF HEALTH		1	13	93%	14
POLK CHD BARTOW		13	1	7%	14
PULSE & REMEDY LLC			14	100%	14
GRAND VILLA OF ORMOND BEACH		12	2	14%	14
SOUTHEASTERN LABORATORY			14	100%	14

COVID-19: testing by laboratory

Data through Feb 20, 2021 verified as of Feb 21, 2021 at 09:25 AM

Data in this report are provisional and subject to change.

The numbers in the table below represent the number of Florida and non-Florida residents for whom test results were received by the Department of Health. A person can be tested by more than one laboratory and can have both positive and negative results. **Therefore, the sum of the numbers in each column will be larger than the total number of people tested.**

Reporting lab	Inconclusive	Negative	Positive	Percent positive	Total
MINUTECLINIC DIAGNOSTIC OF LOUISIANA,		13	1	7%	14
PBSO WEST PALM FAMILY PRACTICE		1	13	93%	14
HEALTHFIRST ADVENT HEALTH CENTRA CARE COCOA BEACH			14	100%	14
MEDEXPRESS URGENT CARE - ROBINSON TWP, STEUBENVILLE PIKE		12	2	14%	14
EPIPHANY HEALTH		8	6	43%	14
TREEHOUSE PEDIATRICS & FAMILY CARE		14			14
LAKE HOWARD HEIGHTS	1	11	2	14%	14
OAKMONTE VILLAGE OF DAVIE			14	100%	14
MELBOURNE FAMILY PRACTICE		12	2	14%	14
OPTIONS FOR SENIORS INC DBA PALM KREST MANOR		12	2	14%	14
ST CLOUD MEDICAL GROUP		12	2	14%	14
MINUTECLINIC DIAGNOSTIC OF MICHIGAN PC		13	1	7%	14
FORT HAMILTON URGENT CARE		14			14
WEEMS MEMORIAL HOSPITAL		10	4	29%	14
SOUTHEASTERN UNIVERSITY INC		14			14
MC DIAGNOSTIC OF CONNECTICUT, PC #775		13	1	7%	14
ST ANTHONY'S HOSP PATIENT CARE SERVICE			14	100%	14
SHERMAN-ABRAMS LABORATORY INC		11	3	21%	14
NORTHWESTERN MEMORIAL HOSPITAL			14	100%	14
Terrace of Jacksonville			14	100%	14
ARDEN COURTS OF PALM HARBOR			14	100%	14
KINDRED HOSPITAL OCALA		12	2	14%	14
STATMED OCALA			14	100%	14
UNIVERSITY LAB			14	100%	14
BREVARD HEALTH ALLIANCE INC, THE		9	5	36%	14
The Evangelical Lutheran Good Samaritan Society		14			14
UC HEALTH UNIVERSITY HOSPITAL		11	3	21%	14
TREASURE COAST URGENT CARE			14	100%	14
SIGMUND LABS LLC		14			14
BENTON HOUSE OF PORT ORANGE		8	6	43%	14
ALAN L MELOTEK MD		14			14
RIVERSIDE COTTAGES AT THE SHORES, LLC			14	100%	14
BOCA SIMON		2	12	86%	14
FORT WALTON BEACH DEVELOPMENTAL CENTER		13	1	7%	14
MI CASA DORADA ASSISTED LIVING FACILIT		14			14
Consulate Health Care of Jacksonville			14	100%	14
MEDEMERGE		13	1	7%	14
TALLAHASSEE PRIMARY CARE ASSOCIATES PA		12	2	14%	14
MORTON PLANT MEASE			14	100%	14
ST JOSEPH HOSPITAL		13	1	7%	14
NORTHWEST FLORIDA ENT, PA		5	9	64%	14
GRAND VILLA OF NEW PORT RICHEY		8	6	43%	14
DAVITA DIALYSIS		4	10	71%	14
NORTHEAST FLORIDA STATE HOSP-NURSING		13			13
METROPOLITAN CHARITIES INC		12	1	8%	13
BELLEVUE HOSPITAL CENTER DEPARTMENT		13			13
AVALON MEDICAL WALK IN CLINIC			13	100%	13

COVID-19: testing by laboratory

Data through Feb 20, 2021 verified as of Feb 21, 2021 at 09:25 AM

Data in this report are provisional and subject to change.

The numbers in the table below represent the number of Florida and non-Florida residents for whom test results were received by the Department of Health. A person can be tested by more than one laboratory and can have both positive and negative results. **Therefore, the sum of the numbers in each column will be larger than the total number of people tested.**

Reporting lab	Inconclusive	Negative	Positive	Percent positive	Total
MAIN STREET MEDICAL CENTER OF CRESTVIEW PA		1	12	92%	13
VILLA OF KINGS AND QUEENS OF DELRAY		13			13
MINUTECLINIC DIAGNOSTIC OF TN PC #6435		13			13
BAY COUNTY HEALTH DEPARTMENT		11	2	15%	13
CVS NY4098030POCT NEW YORK		13			13
BAYA URGENT CARE LLC		1	12	92%	13
SUMMERGATE PHARMACY		12	1	8%	13
CITY OF CAPE CORAL		12	1	8%	13
GENETIC TECHNOLOGICAL INNOVATIONS, LLC		1	12	92%	13
Sunnyside Care Center		13			13
PRIMARY CARE WALK IN CLINIC PLLC			13	100%	13
INTERMOUNTAIN CENTRAL LAB		1	12	92%	13
VALDOSTA FAMILY MEDICINE		1	12	92%	13
BROOKDALE DELAND			13	100%	13
SHELBY COUNTY HEALTH CARE CORPORATION		10	3	23%	13
CVS MINUTE CLINIC DIAGNOSTIC OF TEXAS LLC		10	3	23%	13
HARBOR CHASE OF JACKSONVILLE			13	100%	13
SOMA MEDICAL CENTER # 4		2	11	85%	13
ORANGE REGIONAL MEDICAL CENTER LABORATORY		10	3	23%	13
GENEXPERT			13	100%	13
UNIVERSITY HOSPITAL UC HEALTH		9	4	31%	13
WORLD WRESTLING ENTERTAINMENT			13	100%	13
ORCHID COVE		3	10	77%	13
NOVALIFE MEDSPA			13	100%	13
PARKWEST MEDICAL CENTER		11	2	15%	13
BROOKLYN HOSPITAL CENTER DOWNTOWN CAMPUS		13			13
Grand Villa of Clearwater		11	2	15%	13
HARLEM HOSPITAL CENTER		12	1	8%	13
GLENBROOKE AT PALM BAY			13	100%	13
MAINSTREET FAMILY SELECT		1	12	92%	13
A LILIKO'I PHARMACY LLC		13			13
MINUTECLINIC DIAGNOSTIC OF TN, PC 374		9	4	31%	13
PROHEALTH CARE ASSOCIATES MOBILE		10	3	23%	13
MONTEFIORE ST LUKE'S CORNWALL HOSPITAL		10	3	23%	13
ELTINGVILLE CIRCLE URGENT CARE		13			13
IN-OFFICE LAB		12	1	8%	13
CROSS CARE CENTER			13	100%	13
HORIZON MEDICAL GROUP		11	2	15%	13
SOUTHEAST FAMILY HEALTHCARE CENTER			13	100%	13
LUCID DIAGNOSTICS LABS			13	100%	13
DYNAMIC DNA LAB		1	12	92%	13
PHELPS HOSPITAL LABORATORY		11	2	15%	13
WEEMS MEDICAL CENTERS		9	4	31%	13
EAR NOSE AND THROAT ASSOCIATES OF MANATEE, P.A.		10	3	23%	13
CAREATC			13	100%	13
VRL EUROFINS - HAWAII		13			13
FLORIDA STATE HOSPITAL			13	100%	13

COVID-19: testing by laboratory

Data through Feb 20, 2021 verified as of Feb 21, 2021 at 09:25 AM

Data in this report are provisional and subject to change.

The numbers in the table below represent the number of Florida and non-Florida residents for whom test results were received by the Department of Health. A person can be tested by more than one laboratory and can have both positive and negative results. **Therefore, the sum of the numbers in each column will be larger than the total number of people tested.**

Reporting lab	Inconclusive	Negative	Positive	Percent positive	Total
NEWPATH DIAGNOSTICS		7	6	46%	13
PREMIER LABORATORY SERVICES, LLC		5	8	62%	13
FLORIDA MEDICAL CLINIC IM MLK		9	4	31%	13
COMPREHENSIVE CHILDCARE ASSOCIATES		8	5	38%	13
BRYAN WHITFIELD MEMORIAL HOSPITAL		8	5	38%	13
ADVENT HEALTH - WINTER HAVEN		7	6	46%	13
ESCAMBIA COMMUNITY CLINIC		2	11	85%	13
ACCESS HEALTH CARE PHYSICIANS LLC		4	9	69%	13
COVANCE CENTRAL LABORATORY			13	100%	13
CONCIMED LLC		12	1	8%	13
LONG ISLAND JEWISH VALLEY STREAM		12	1	8%	13
MINUTECLINIC DIAGNOSTIC OF TN, PC 6438		11	2	15%	13
CLINICAL LABORATORY SERVICES			13	100%	13
ARNOT OGDEN MEDICAL CENTER LABORATORY		13			13
ROCKLEDGE		3	10	77%	13
A AND R RESEARCH GROUP LLC		10	3	23%	13
MINUTECLINIC DIAGNOSTIC OF TN PC #566		11	2	15%	13
WOODLAND TOWERS		6	6	50%	12
HAVEN HOSPICE			12	100%	12
ADVENTHEALTH MEDICAL GROUP		9	3	25%	12
URGENT CARE USA LLC		1	11	92%	12
JFK MEDICAL CENTER NORTH LAB		1	11	92%	12
CVS TN5639POCT FARRAGUT		10	2	17%	12
ADVANCED URGENT CARE CENTER			12	100%	12
BROOKDALE CITRUS			12	100%	12
AVENTURA HOSPITAL AND MEDICAL CENTER			12	100%	12
ENCOMPASS HOME HEALTH OF THE SOUTHEAST LLC		12			12
COLLIER COUNTY HEALTH DEPT.		7	5	42%	12
SOMA MEDICAL CENTER, P.A.			12	100%	12
UNIVERSITY OF MIAMI MILLER SCHOOL			12	100%	12
MIAMI BEACH MEDICAL GROUP LLC			12	100%	12
OHIO STATE UNIVERSITY MEDICAL CENTER			12	100%	12
MERIDIAN AT WATERWAYS, THE		10	2	17%	12
TANVIR H SHAGAR NP		12			12
LEON CHD		12			12
METHODIST MEDICAL CENTER		9	3	25%	12
GEORGE W FERGUSON MD-CONCIERGE MEDICAL SERVICES PL		11	1	8%	12
ALASKA PUBLIC HEALTH LAB		1	11	92%	12
GLEN OAKS HEALTH AND REHABILITATION CENTER			12	100%	12
HOPE HEALTHCARE		12			12
VERITAS RESEARCH CORP			12	100%	12
MIRACLE ALF INC		12			12
NATIONAL GENETICS INST LABCORP		4	8	67%	12
SARASOTA - ROBERT L TAYLOR COMMUNITY CENTER□		1	11	92%	12
BROWARD DIALYSIS			12	100%	12
FLORIDA PRESBYTERIAN HOMES INC		11	1	8%	12
GNT ASSOCIATES		11	1	8%	12

COVID-19: testing by laboratory

Data through Feb 20, 2021 verified as of Feb 21, 2021 at 09:25 AM

Data in this report are provisional and subject to change.

The numbers in the table below represent the number of Florida and non-Florida residents for whom test results were received by the Department of Health. A person can be tested by more than one laboratory and can have both positive and negative results. **Therefore, the sum of the numbers in each column will be larger than the total number of people tested.**

Reporting lab	Inconclusive	Negative	Positive	Percent positive	Total
STEWARD MELBOURNE HOSPITAL, INC	1		11	92%	12
MEDEXPRESS URGENT CARE-ALTOONA		10	2	17%	12
LAB UNKNOWN		1	11	92%	12
FAMILY MEDICINE AT LONGWOOD			12	100%	12
MERCY MEDICAL CENTER		5	7	58%	12
YORKVILLE PEDIATRIC URGENT CARE		12			12
HIGHLANDS COUNTY FIRE RESCUE		12			12
NAPLES GREEN VILLAGE		12			12
SUMMIT ATLANTIC SURGERY CENTER		12			12
SUWANNEE COUNTY JAIL		11	1	8%	12
Lady Lake Specialty Care			12	100%	12
ADVENTHEALTH MEDICAL GROUP CARE CLINIC AT		8	4	33%	12
CARLOS F FUSTER MD PA		12			12
CVS MINUTE CLINIC, LLC		10	2	17%	12
FORT PIERCE FAMILY CARE INC		6	6	50%	12
WALGREEN		4	8	67%	12
APPLE DIAGNOSTICS LAB		5	7	58%	12
LPG PULMONOLOGY-COCONUT POINT		10	2	17%	12
FLORIDA DEPT OF HEALTH		4	8	67%	12
CLINIC OF PEDIATRICS & GI MEDICINE INC			12	100%	12
FHCP-PORT ORANGE		3	9	75%	12
WACO HHSSURGEWACO	1	10	1	8%	12
TNC WALK IN CLINIC		9	3	25%	12
MADISON COUNTY HEALTH DEPARTMENT		5	7	58%	12
PARROTT MEDICAL CLINIC			12	100%	12
TLC FAMILY CARE HOME INC		12			12
ORMOND MEDICAL ARTS		3	9	75%	12
PANCARE HEALTH - WEWA ELEMENTARY			12	100%	12
MI2297090CV HOLLAND-23D2189684		12			12
THE PLAZA AT PARKSQUARE		12			12
LIFE CARE OF PORT SAINT LUCIE		3	9	75%	12
IREPERTOIRE_MOL_LAB		12			12
THE PALMS PHARMACY, INC		11	1	8%	12
ST VINCENT'S URGENT CARE		9	3	25%	12
INNOVATIVE RESEARCH OF WEST FLORIDA		9	3	25%	12
ACADIAN DIAGNOSTIC LABORATORIES		8	4	33%	12
BAPTIST PRIMARY CARE PONTE VEDRA		6	6	50%	12
MEDEXPRESS URGENT CARE - SEMINOLE SQU		10	2	17%	12
ST PETER'S UNIVERSITY HOSPITAL		9	3	25%	12
DMH STEINHATCHEE FAMILY MEDICINE		8	3	27%	11
FLORIDA HOSPITAL PHYSICIAN GROUP		3	8	73%	11
Rosewood Healthcare and Rehabilitation Center		5	6	55%	11
ADVENTHEALTH MEDICAL GROUP PEDIATRICS AT		2	9	82%	11
MINUTE CLINIC		1	10	91%	11
St Joseph's Hospital & Medical Center		10	1	9%	11
MHHS All Lab Subsection		11			11
CULINARY INSTITUTE OF AMERICA STUDENT	3	8			11

COVID-19: testing by laboratory

Data through Feb 20, 2021 verified as of Feb 21, 2021 at 09:25 AM

Data in this report are provisional and subject to change.

The numbers in the table below represent the number of Florida and non-Florida residents for whom test results were received by the Department of Health. A person can be tested by more than one laboratory and can have both positive and negative results. **Therefore, the sum of the numbers in each column will be larger than the total number of people tested.**

Reporting lab	Inconclusive	Negative	Positive	Percent positive	Total
ALCOVE ASSISTED LIVING FACILITY		11			11
GRAND VILLA OF ENGLEWOOD		7	4	36%	11
SENIOR HOME CARE INC		11			11
MIDNIGHT MEDICINE			11	100%	11
GAMMA DIAGNOSTIC LAB LLC			11	100%	11
MC DIAGNOSTIC OF CONNECTICUT PC #459		11			11
BAPTIST HEALTH			11	100%	11
BIOTECH CLINICAL LABORATORIES, INC.		1	10	91%	11
TELEVISIT PALM BAY FAMILY PRACTICE		9	2	18%	11
CARENOW URGENT CARE-WEST END		7	4	36%	11
Lehigh Acres Health and Rehabilitation			11	100%	11
LEHIGH VALLEY HOSPITAL		3	8	73%	11
DESOTO HEALTH AND REHAB LLC		7	4	36%	11
NORTHERN WESTCHESTER HOSPITAL LABORATORY		9	2	18%	11
CVS MINUTE CLINIC DIAGNOSTIC PA		9	2	18%	11
CARE FAST MURABELLA		7	4	36%	11
NIGHT LITE PEDIATRICS CENTER, LLC		1	10	91%	11
UNIVERSITY OF ILLINOIS VETERINARY DIAG		11			11
AZALEA HEALTH		2	9	82%	11
MINUTECLINIC DIAGNOSTIC OF TN, PC 4992		11			11
St. Annes Nursing Center, St. Annes Residence, Inc.		11			11
FLORIDA MEDICAL CLINIC - MULTI SPECIALTY CAMPUS		2	9	82%	11
PINELLAS COUNTY HEALTH DEPARTMENT		2	9	82%	11
MEYER PEDIATRICS CHTD		11			11
THE TERRACE OF SAINT CLOUD		9	2	18%	11
ORLANDO ORTHOPAEDIC OUTPATIENT SURGERY CENTER LLC		8	3	27%	11
SURGERY CENTER OF CORAL GABLES LLC,THE		9	2	18%	11
SEMORAN FAMILY HEALTH LLC		10	1	9%	11
ADVENTIST HEALTH SYSTEM FLORIDA DEPT OF HEALTH		7	4	36%	11
SEBRING PEDIATRICS LLC			11	100%	11
PALM BEACH PATHOLOGY		9	2	18%	11
WATSON HEALTHCARE		8	3	27%	11
CORNER OAK ESTATE LLC		11			11
PRIMECARE AT PORT ORANGE			11	100%	11
TROPICANA		5	6	55%	11
Hackensack Umc Mountainside		10	1	9%	11
ELITE HOME HEALTH SERVICES		11			11
Grand Villa of Dunedin		5	6	55%	11
FIRST CHOICE PEDIATRICS WINTER SPRINGS		10	1	9%	11
FAMILY PRACTICE ON THE GO		6	5	45%	11
GADSDEN REGIONAL MEDICAL CENTER		11			11
UMHC/SYLVESTER AT KENDALL		1	10	91%	11
CARINGTON MANOR		11			11
LIFE'S SPECIAL MOMENTS INC		11			11
MED LABS DIAGNOSTICS		6	5	45%	11
GENESIS		7	4	36%	11
JOHN W NORRIS III MD PA	1		10	91%	11

COVID-19: testing by laboratory

Data through Feb 20, 2021 verified as of Feb 21, 2021 at 09:25 AM

Data in this report are provisional and subject to change.

The numbers in the table below represent the number of Florida and non-Florida residents for whom test results were received by the Department of Health. A person can be tested by more than one laboratory and can have both positive and negative results. **Therefore, the sum of the numbers in each column will be larger than the total number of people tested.**

Reporting lab	Inconclusive	Negative	Positive	Percent positive	Total
GRAND VILLA OF PINELLAS PARK		10	1	9%	11
PRIMARY CARE SPECIALISTS OF ORLANDO LLC		9	2	18%	11
CARLOS PORTU MD, PLLC			11	100%	11
FAMILY MEDICINE AT HUNTERS CREEK		11			11
WELLMED AT PORT ST LUCIE WEST		7	4	36%	11
WANTAGH URGENT CARE		8	3	27%	11
AIM LABORATORIES			11	100%	11
NORTH OKALOOSA PHYSICIAN GROUP		10	1	9%	11
SAMARITAN MEDICAL CENTER		11			11
ILLINOIS DEPT OF PUBLIC HEALTH LAB - SPRINGFIELD			11	100%	11
MORTON PLANT NORTH BAY HOSPITAL			11	100%	11
MEDICAL PAVILION CLINIC		2	9	82%	11
WINTER PARK CARE AND REHABILITATION			11	100%	11
MEDICAL CENTER AFFILIATES WEST PALM			11	100%	11
ADVANCED HEALTHCARE ASSOCIATES		11			11
VIRTUA WEST JERSEY HOSPITAL VOORHEES		9	2	18%	11
IGENEX INC		11			11
REDMED CLINIC OF ARLINGTON		10	1	9%	11
45TH 1		11			11
PRIMECARE ACQUISITION FAMILY PRACTICE INC		11			11
MC DIAGNOSTIC OF CONNECTICUT, PC #1960		11			11
MOUNT DORA PEDIATRICS		9	2	18%	11
WELLMED AT SOUTH PARSONS		9	2	18%	11
UNIVERSITY CENTRA CARE		10	1	9%	11
LPG PRIMARY CARE AT SURFSIDE		10	1	9%	11
MEDEXPRESS URGENT CARE- MARYLAND		10	1	9%	11
CVS MINUTE CLINIC DIAGNOSTIC OF WISCONSIN		10			10
MOLECULAR PATHOLOGY LABORATORY			10	100%	10
MINUTECLINIC DIAGNOSTIC OF PA, LLC (1036)		8	2	20%	10
BROWARD HEALTH CARE			10	100%	10
MIAMI BEACH MEDICAL GROUP			10	100%	10
BOCA RATON REGIONAL HOSPITAL LAB			10	100%	10
CVS NC3516POCT WINSTON SALEM		8	2	20%	10
FLORIDA DEPARTMENT OF HEALTH WASHINGTON COUNTY		5	5	50%	10
PRORENATA LABS		2	8	80%	10
ADULT MEDICINE OF LAKE COUNTY INC			10	100%	10
BIG BEND HOSPICE INC		10			10
MEDEXPRESS URGENT CARE - MONROE		10			10
CORONA PATHOLOGY		10			10
CITY OF CLEARWATER EMPLOYEE HEALTH CENTER		3	7	70%	10
MONTEFIORE MEDICAL CENTER LABORATORIES - WEILER		7	3	30%	10
ESTATES MEDICAL CENTER INC			10	100%	10
KIDSWOOD PEDIATRICS CORP		3	7	70%	10
DES PLAINES CLINICAL LAB		3	7	70%	10
RPC@HODGES		2	8	80%	10
CBC LAB		3	7	70%	10
MEDICAL LABORATORY DIAGNOSTICS			10	100%	10

COVID-19: testing by laboratory

Data through Feb 20, 2021 verified as of Feb 21, 2021 at 09:25 AM

Data in this report are provisional and subject to change.

The numbers in the table below represent the number of Florida and non-Florida residents for whom test results were received by the Department of Health. A person can be tested by more than one laboratory and can have both positive and negative results. **Therefore, the sum of the numbers in each column will be larger than the total number of people tested.**

Reporting lab	Inconclusive	Negative	Positive	Percent positive	Total
LAKE NONA MEDICAL SERVICES		3	7	70%	10
BRIDGE DIAGNOSTICS			10	100%	10
CONSULATE HEALTH CARE OF PENSACOLA			10	100%	10
MOSOLF PEDIATRICS			10	100%	10
NEW JERSEY DEPARTMENT OF HEALTH COMMUNICABLE DISEASE SERVICE		3	7	70%	10
EXPRESS CARE OF TAMPA BAY LLC		2	8	80%	10
MULBERRY CARE CENTER		7	3	30%	10
SAVANNAH MANOR ASSISTED LIVING COMMUNITY			10	100%	10
MEDEXPRESS URGENT CARE - LAFAYETTE		9	1	10%	10
PLYMOUTH HARBOR INCORPORATED		9	1	10%	10
ADVENTIST HEALTH SYSTEM		9	1	10%	10
SUPERIOR RESIDENCES OF CLERMONT		2	8	80%	10
MEDLAB ASSOCIATES LLC		10			10
MAIMONIDES MEDICAL CENTER		7	3	30%	10
RUSSELL MEDICAL CENTER		9	1	10%	10
MEDEXPRESS URGENT CARE PARKERSBURG		8	2	20%	10
ALABAMA DEPARTMENT OF PUBLIC HEALTH		1	9	90%	10
NOT INDICATED		1	9	90%	10
LUXOR SCIENTIFIC LLC		1	9	90%	10
MEDEXPRESS URGENT CARE CHARLESTON		6	4	40%	10
MEDEXPRESS URGENT CARE - SALEM		6	4	40%	10
RICHMOND UNIVERSITY MEDICAL CENTER		8	2	20%	10
HUNTINGTON URGENT CARE		9	1	10%	10
BELLE GLADES HEALTH CLINIC			10	100%	10
VENICE GREEN VILLAGE		3	7	70%	10
TENNESSEE DEPARTMENT OF HEALTH (TDH) - CENTRAL LABORATORY		2	8	80%	10
Hialeah Nursing And Rehabilitation Center		6	4	40%	10
RIVERWOOD CENTER,THE			10	100%	10
OPTIMAL CARE PEDIATRICS			10	100%	10
MEDEX REGIONAL LABORATORIES LLC		1	9	90%	10
VETERNANS ADMINISTRATION			10	100%	10
FLEMING ISLAND CENTER FOR CLINICAL RESEARCH		10			10
HCR MANORCARE		10			10
PPD - IXLAYER		9	1	10%	10
MINUTECLINIC, LLC #4230		9	1	10%	10
Westchester General Hospital			10	100%	10
MED TECH SERVICES OF PALM BEACH INC		10			10
URGENT CARE CENTER AT PINNACLE		4	6	60%	10
MEDEXPRESS URGENT CARE-KATY		7	3	30%	10
CARROLL GARDENS URGENT CARE		10			10
RED MOUNTAIN DIAGNOSTICS		10			10
GRAND VILLA OF BOYNTON BEACH		10			10
APPALACHIAN REGIONAL HEALTHCARE SYSTEM		10			10
MINUTECLINIC DIAGNOSTIC OF NEW MEXICO		10			10
KIDSVILLE PEDIATRICS			10	100%	10
MINUTECLINIC DIAGNOSTIC OF NORTH		9	1	10%	10
ONEIDA HEALTHCARE CENTER		8	2	20%	10

COVID-19: testing by laboratory

Data through Feb 20, 2021 verified as of Feb 21, 2021 at 09:25 AM

Data in this report are provisional and subject to change.

The numbers in the table below represent the number of Florida and non-Florida residents for whom test results were received by the Department of Health. A person can be tested by more than one laboratory and can have both positive and negative results. **Therefore, the sum of the numbers in each column will be larger than the total number of people tested.**

Reporting lab	Inconclusive	Negative	Positive	Percent positive	Total
ISLAND COAST PEDIATRICS IN-HOUSE LAB		10			10
AMBRY GENETICS CORPORATION		10			10
VASCONCELLO COHEN MD PA		9	1	10%	10
CREATIVE TESTING SOLUTIONS		3	7	70%	10
ASHRAF MEDICAL GROUP PLLC DBA PULSE M		9	1	10%	10
CARENOW URGENT CARE - EAST NASHVILLE		8	2	20%	10
MISSOURI DEPARTMENT OF HEALTH AND SENIOR SERVICES			10	100%	10
EMERALD COAST HOSPICE - CRESTVIEW		10			10
OCCUPATIONAL HEALTH CENTERS OF THE SOUTHWEST PA		9	1	10%	10
URGENT CARE & FAMILY PRACTICE CENTER			10	100%	10
NORTON HEALTHCARE			10	100%	10
MEDEXPRESS URGENT CARE - CHRISTIANBURG		7	3	30%	10
CVS NC187POCT CHARLOTTE		10			10
LAKE BALDWIN CBOC		9	1	10%	10
TMH PHYSICIAN PARTNERS - MONTICELLO		8	2	20%	10
ACCESS PHARMACY		10			10
URGENT CARE OF NEW YORK		10			10
BLOCK NATION CHASE		4	6	60%	10
CROSSROADS URGENT CARE, PLLC		10			10
PBC PREMIER FAMILY HEALTH			10	100%	10
PERSONAL PEDIATRICS PA		7	3	30%	10
Solaris Healthcare Pensacola			10	100%	10
PANCARE HEALTH - VERNON ELEMENTARY			10	100%	10
VITALANT		1	9	90%	10
MAINSTREET FAMILY CARE			10	100%	10
MINUTE CLINIC LLC #5733		10			10
BEAUMONT LABORATORY			10	100%	10
Maury Regional Hospital		6	4	40%	10
STATEN ISLAND UNIVERSITY HOSPITAL SEGUINE AVE		9	1	10%	10
ASSOCIATES MD CYPRESS CREEK			10	100%	10
HIGH TOWER ALF LLC		9	1	10%	10
KIMBERLY J HENDERSON MD PC		9	1	10%	10
MINUTECLINIC DIAGNOSTIC OF TN PC #320		9	1	10%	10
WINDSOR WOODS REHAB & HEALTHCARE CTR		9	1	10%	10
MINUTECLINIC DIAGNOSTIC OF TN PC #6415		9	1	10%	10
BROOKDALE PANAMA CITY		9	1	10%	10
AMERICAN HOUSE FORT MYERS		10			10
COMMUNITY HEALTH CENTER		2	8	80%	10
THE VILLAGES HEALTH		5	5	50%	10
CARENOW URGENT CARE-MT JULIET		8	1	11%	9
FLORIDA MEDICAL CL ODOM TPA		4	5	56%	9
NORTHWEST FLORIDA COMMUNITY HOSPITAL LABORATORY		8	1	11%	9
MIDMICHIGAN MEDICAL CENTER			9	100%	9
BERGEN NEW BRIDGE M		8	1	11%	9
CVS MO8590POCT KANSAS CITY		5	4	44%	9
CVS MINUTE CLINIC DIAGNOSTIC MED GRP OF CA		9			9
WESTCHESTER GENERAL HOSPITAL BLOOD GAS LAB			9	100%	9

COVID-19: testing by laboratory

Data through Feb 20, 2021 verified as of Feb 21, 2021 at 09:25 AM

Data in this report are provisional and subject to change.

The numbers in the table below represent the number of Florida and non-Florida residents for whom test results were received by the Department of Health. A person can be tested by more than one laboratory and can have both positive and negative results. **Therefore, the sum of the numbers in each column will be larger than the total number of people tested.**

Reporting lab	Inconclusive	Negative	Positive	Percent positive	Total
HEALTH MED HOME CARE, LLC		9			9
CVS HEALTH, #3396		9			9
BAYFRONT MEDICAL			9	100%	9
PATEL MEDICAL VENTURES		8	1	11%	9
LAKEVIEW HEALTH SYSTEMS			9	100%	9
NIGHT OWL PEDIATRICS URGENT CARE			9	100%	9
CHEMISYS LABORATORIES		1	8	89%	9
COLLIER HMA PHYSICIAN MANAGEMENT, LLC		1	8	89%	9
EMERGENCY MEDICAL CENTER		3	6	67%	9
Consulate Health Care of Brandon		7	2	22%	9
ROSEMONT GARDENS INC		9			9
MAGNOLIA MANOR			9	100%	9
MEDEXPRESS URGENT CARE - WINCHESTER GATEWAY		7	2	22%	9
CITY OF NAPLES FIRE RESCUE		7	2	22%	9
UNAVAILABLE/UNKNOWN/NO INFORMATION FOUND			9	100%	9
WINDSOR OF SAN PABLO, THE		6	3	33%	9
MONROE COUNTY HOSPITAL		6	3	33%	9
FRUITVILLE URGENT CARE			9	100%	9
CVS MINUTE CLINIC DIAGNOSTIC		8	1	11%	9
ROSECASTLE			9	100%	9
NORTHSHORE UNIVERSITY HEALTHSYSTEM EVANSTON HOSPITAL LAB			9	100%	9
HEALTH NETWORK LABORATORIES		6	3	33%	9
FAMILY PRACTICE OF DAVIE INC			9	100%	9
GLADES COUNTY DETENTION CENTER			9	100%	9
CVS MINUTE CLINIC DIAGNOSTIC OF TEXAS, LLC		9			9
ADVENT HEALTH - FOUR CORNERS ER		8	1	11%	9
Casa Mora Rehabilitation & Extended Care		9			9
ORANGE PARK PEDIATRIC ASSOCIATES		1	8	89%	9
NATURE COAST REGIONAL MEDICAL CENTER			9	100%	9
MOBILE RESPONSE DIAGNOSTICS LLC		8	1	11%	9
RHODE ISLAND DEPARTMENT OF HEALTH			9	100%	9
ALACHUA			9	100%	9
UNIVERSITY MEDICAL CENTER		8	1	11%	9
Manor Care of Dunedin		6	3	33%	9
NEMOURS CHILDREN'S PRIMARY CARE VERO BEACH			9	100%	9
CLEVELAND TENNESSEE HOSPITAL COMPANY		8	1	11%	9
LOREY ALF		9			9
LAKE NONA MEDICAL SERVICE LLC		9			9
HAWTHORNE INN OF LAKELAND		9			9
PALM BAY URGENT CARE PL		1	8	89%	9
GRAND VILLA OF DEL RAY WEST		8	1	11%	9
OMNI			9	100%	9
Signature Healthcare of Ormond		9			9
ANY LAB TEST NOW INC			9	100%	9
MINUTECLINIC DIAGNOSTIC OF MINNESOTA		9			9
PINELLAS PARK FIRE DEPARTMENT		9			9
PRECISION GENETICS			9	100%	9

COVID-19: testing by laboratory

Data through Feb 20, 2021 verified as of Feb 21, 2021 at 09:25 AM

Data in this report are provisional and subject to change.

The numbers in the table below represent the number of Florida and non-Florida residents for whom test results were received by the Department of Health. A person can be tested by more than one laboratory and can have both positive and negative results. **Therefore, the sum of the numbers in each column will be larger than the total number of people tested.**

Reporting lab	Inconclusive	Negative	Positive	Percent positive	Total
MICHIGAN DEPARTMENT OF COMMUNITY HEALTH		1	8	89%	9
BAYONET POINT HOSPITAL			9	100%	9
HNL LAB MEDICINE		7	2	22%	9
GRAND VILLA OF LARGO		7	2	22%	9
CVA MINUTE CLINIC DIAGNOSTIC OF VIRGINIA, LLC		9			9
BAYFRONT HEALTH ST PETERSBURG		8	1	11%	9
ST JUDE LABORATORIES		7	2	22%	9
MEDEXPRESS URGENT CARE MONACA		9			9
REMISE OCCUPATIONAL HEALTH SOLUTIONS INC			9	100%	9
PEDIATRIC HEALTH CARE ALLIANCE			9	100%	9
MEDEXPRESS URGENT CARE - BENTON HARBOR		9			9
WADSWORTH CENTER - DAVID AXELROD INSTITUTE		8	1	11%	9
PRIME MEDICAL CARE, LLC		9			9
CLAYMED OF NORTH FLORIDA			9	100%	9
OUR HOME AT BEACON HILL			9	100%	9
ORLANDO ORTHOPAEDIC OUTPATIENT SURGERY CENTER		5	4	44%	9
ORLANDO HEALTH PHYSICIAN ASSOCIATES		4	5	56%	9
VILLAGE PLACE HEALTH AND REHAB		9			9
FLORIDA MENTOR		7	2	22%	9
SAMARITAN HOSPITAL LABORATORY		8	1	11%	9
RIVERSIDE MEDICAL GROUP		8	1	11%	9
VITRO MOLECULAR LABORATORIES	1		8	89%	9
CVS PHARMACY NO 274		9			9
WINDSOR OF GAINESVILLE		9			9
ACCESS HOME HEALTH OF FLORIDA LLC		9			9
CHILDREN'S HEALTHCARE OF ATLANTA/EGLESTON		9			9
MEDEXPRESS URGENT CARE - PANTOPS		8	1	11%	9
FOX FAMILY PRACTICE		9			9
GCPM MANUAL MICROBIOLOGY		1	8	89%	9
CHILDREN'S HEALTH CENTER INC.		7	2	22%	9
BUENA VIDA ESTATES			9	100%	9
MINUTECLINIC DIAGNOSTIC OF RHODE ISLAND		7	2	22%	9
BRENNITY AT VERO BEACH, THE			9	100%	9
MINUTE CLINIC LLC #1448		8	1	11%	9
AVALON FAMILY RESORT ASSISTED LIVING LLC		9			9
OPTUM SILVER LAKES			9	100%	9
WATERFORD AT CREEKSIDE, THE			8	100%	8
URGENT MEDICAL CENTER INC		2	6	75%	8
DOH-TAMPA BRANCH LABORATORY (MLK BLVD)		4	4	50%	8
FOUNTAINVIEW BY FIVE STAR QUALITY CARE		7	1	13%	8
DORAL URGENT CARE			8	100%	8
LAKE CO SCHOOLS EMPLOYEE HEALTH & WELLNESS CENTER	1	6	1	13%	8
WHITE SANDS OUTPATIENT SERVICES (WSOP SERVICES LLC		8			8
DOCTOR'S IN-HOUSE LAB/COMMUNITY HEALTH CENTERS OF PINELLAS - CLEARWATE			8	100%	8
ST VINCENT'S ST CLAIR		5	3	38%	8
LAB UNKNOWN		6	2	25%	8
URGENT TEAM MANAGEMENT OF TENNESSEE		7	1	13%	8

COVID-19: testing by laboratory

Data through Feb 20, 2021 verified as of Feb 21, 2021 at 09:25 AM

Data in this report are provisional and subject to change.

The numbers in the table below represent the number of Florida and non-Florida residents for whom test results were received by the Department of Health. A person can be tested by more than one laboratory and can have both positive and negative results. **Therefore, the sum of the numbers in each column will be larger than the total number of people tested.**

Reporting lab	Inconclusive	Negative	Positive	Percent positive	Total
FHCP-ORANGE CITY			8	100%	8
THOMAS JEFFERSON UNIVERSITY HOSPITAL		4	4	50%	8
MINUTECLINIC, LLC, DBA MINUTECLINIC #6106		6	2	25%	8
GENEUS DIAGNOSTICS			8	100%	8
CIGNA ONSITE HEALTH LLC		2	6	75%	8
HARBORCHASE OF DR PHILLIPS		7	1	13%	8
LIFE CARE CITRUS COUNTY			8	100%	8
PASSPORT HEALTH OF TAMPA BAY		8			8
INTERNAL MEDICINE AND AESTHETICS OF NAPLES LLC		8			8
LEMOYNE COLLEGE WELLNESS CENTER FOR		8			8
INTERNAL MEDICINE ASSOCIATES OF JACKSON HOSPITAL			8	100%	8
MEDEXPRESS URGENT CARE - WASHINGTON		6	2	25%	8
EXECUTIVE MEDICAL SERVICES		8			8
BIOTECH PHARMACEUTICAL GROUP LLC			8	100%	8
ARCHBOLD MEMORIAL HOSPITAL/LAB		3	5	63%	8
ARTHREX MEDICAL CENTER EAST		4	4	50%	8
MAGNOLIA PEDIATRICS GROUP LLC			8	100%	8
OKLAHOMA STATE DEPARTMENT OF HEALTH-PUBLIC HEALTH LABORATORY			8	100%	8
COLLIER BLVD HMA PHYSICIAN MANAGEMENT,, LLC			8	100%	8
PHASE2 LABS	2	4	2	25%	8
FLORIDA HEART AND VASCULAR MULTISPECIALTY GROUP		8			8
PENSACOLA CLUSTER			8	100%	8
ILLINOIS DEPARTMENT OF PUBLIC HEALTH			8	100%	8
MINUTECLINIC, LLC, #4160		5	3	38%	8
LEE PHYSICIAN GROUP		7	1	13%	8
ROBERT WOOD JOHNSON HOSPITAL		7	1	13%	8
KEY TRAINING CENTER			8	100%	8
MINUTECLINIC INCORPORATE, LLC		6	2	25%	8
THE WOLFF CENTER FOR CHILD & ADOLESCENT HEALTH			8	100%	8
MC DIAGNOSTIC OF CONNECTICUT, PC # 257		7	1	13%	8
CVS MINUTE CLINIC DIAGNOSTIC OF VIRGINIA		8			8
VETERANS AFFAIRS MEDICAL CENTER - OUTPATIENT			8	100%	8
ENCOMPASS HOME HEALTH OF THE SOUTHEAST LLC		8			8
MEDEXPRESS URGENT CARE, BUTLER		5	3	38%	8
MINUTECLINIC DIAGNOSTIC OF TN PC #5671		5	3	38%	8
NASCAR EVENT MANAGEMENT, LLC		8			8
West Gate Village, LLC		8			8
Nashville Central Laboratory		8			8
ST VINCENTS AMBULATORY CARE INC DBA		5	3	38%	8
NITIN BAWA PROFESSIONAL ASSOCIATES			8	100%	8
MEDICANA NURSING AND REHAB CENTER			8	100%	8
BAPTIST OUTPATIENT			8	100%	8
BAPTIST PEDIATRICS		6	2	25%	8
WELLIGENT		1	7	88%	8
PALM BEACH COUNTY HEALTH DEPARTMENT LABORATORY			8	100%	8
TRUE HEALTH		5	3	38%	8
IU HEALTH PATHOLOGY		1	7	88%	8

COVID-19: testing by laboratory

Data through Feb 20, 2021 verified as of Feb 21, 2021 at 09:25 AM

Data in this report are provisional and subject to change.

The numbers in the table below represent the number of Florida and non-Florida residents for whom test results were received by the Department of Health. A person can be tested by more than one laboratory and can have both positive and negative results. **Therefore, the sum of the numbers in each column will be larger than the total number of people tested.**

Reporting lab	Inconclusive	Negative	Positive	Percent positive	Total
Fouraker Hills Rehab and Nursing			8	100%	8
MINUTECLINIC DIAGNOSTIC OF NEW JERSEY, LLC # 7069		8			8
MEDEXPRESS ELKINS		8			8
BARTON PARKER OD PC		8			8
BEAUMONT EMERGENCY CENTER			8	100%	8
FAMILY MEDICINE OF WESTON LLC			8	100%	8
PALM BEACH CDH - DELRAY BEACH			8	100%	8
CVS NC2357POCT HUNTERSVILLE		7	1	13%	8
LANE PEDIATRICS PA			8	100%	8
CIAN DIAGNOSTICS			8	100%	8
SEA LEVEL LABS			8	100%	8
MID-HUDSON VALLEY DIVISION OF WESTCHESTER MEDICAL		8			8
VIGILINT HEALTHCARE		5	3	38%	8
BENSONHURST URGENT CARE		8			8
SOMA MEDICAL CENTER, PA #4 FLORIDA MANGO			8	100%	8
JACKSON CLINIC PA,THE		4	4	50%	8
Avalon Healthcare and Rehabilitation Center			8	100%	8
CONSULATE HEALTH CARE		7	1	13%	8
PUTNAM FAMILY CARE INC		3	5	63%	8
FLORIDA HOSPITAL WINTER PARK		7	1	13%	8
ST CLOUD PHYSICIAN MANAGMENT LLC		7	1	13%	8
ADVANCED RESEARCH FOR HEALTH IMPROVEMENT		6	2	25%	8
JX REF LAB			8	100%	8
NORTHSIDE HOSPITAL		2	6	75%	8
INSPIRED LIVING AT PALM BAY		7	1	13%	8
DEPARTMENT OF HEALTH- CITRUS COUNTY		1	7	88%	8
FAST PACE MEDICAL CLINIC PLLC		6	2	25%	8
HOLY NAME MEDICAL CENTER	1	6	1	13%	8
AFC URGENT CARE - CEDAR GROVE		8			8
MEDEXPRESS URGENT CARE - SWANSEA, N ILLINOIS ST		7	1	13%	8
ALACHUA COUNTY HEALTH DEPARTMENT		1	7	88%	8
CLEARWATER PEDIATRIC CARE		1	7	88%	8
HEALTHPARK MEDICAL CTR NURSING SVC		8			8
ORMOND BEACH CENTRA CARE			8	100%	8
SOUTHEASTERN PEDIATRIC ASSOCIATES			8	100%	8
DAVID LAWRENCE CENTER INC		7	1	13%	8
KEY WEST URGENT CARE, INC		3	5	63%	8
METHODIST HOSPITAL			8	100%	8
DOCTOR'S IN HOUSE LAB			8	100%	8
BLOOMING GARDENS OF CARE INC		8			8
CAREATC INC BRANDON	1	7			8
MINUTECLINIC DIAGNOSTIC OF TN PC #6363		8			8
ST JOSEPH WOMENS HOSPITAL			8	100%	8
CARE ATC - CITY OF BOYNTON BEACH	1	2	5	63%	8
CVS NY491POCT JACKSON HEIGHTS		8			8
MEDEXPRESS URGENT CARE - BEECH GROVE		7	1	13%	8
PHYSICIANS REGIONAL MEDICAL CTR - COLLIER BLVD			8	100%	8

COVID-19: testing by laboratory

Data through Feb 20, 2021 verified as of Feb 21, 2021 at 09:25 AM

Data in this report are provisional and subject to change.

The numbers in the table below represent the number of Florida and non-Florida residents for whom test results were received by the Department of Health. A person can be tested by more than one laboratory and can have both positive and negative results. **Therefore, the sum of the numbers in each column will be larger than the total number of people tested.**

Reporting lab	Inconclusive	Negative	Positive	Percent positive	Total
ST. JOSEPH HOSPITAL AND HEALTH CARE INC.			8	100%	8
Sunset Lake Health and Rehabilitation Center		8			8
HUNTINGTON VILLAGE URGENT CARE		8			8
MINUTECLINIC, LLC, MINUTECLINIC #7637		6	2	25%	8
ORLANDO MEDICAL CENTER PL		1	7	88%	8
MONTEFIORE MEDICAL CENTER LABORATORIES - NORTH		8			8
DR PHILLIPS MEDICAL WELLNESS CENTER		8			8
GOLISANO CHILDREN'S HOSPITAL OF SOUTHWEST FLORIDA		6	2	25%	8
ST CHARLES HOSPITAL LABORATORY		8			8
DOTHAN PEDIATRIC CLINIC			8	100%	8
DOH JACKSONVILLE CENTRAL LABORATORY		3	5	63%	8
VITAS HEALTHCARE CORPORATION OF FL			8	100%	8
ATLANTIC CONSOLIDATED LABORATORY		8			8
NEW HAMPSHIRE DEPARTMENT OF HEALTH AND HUMAN SERVICES		3	5	63%	8
RIVERVIEW REGIONAL MEDICAL CENTER		6	2	25%	8
LEE MEMORIAL HEALTH SYSTEM		5	3	38%	8
ALLEGRO - TAMPA	1	4	3	38%	8
SYLVESTER AT PLANTATION LABORATORY		7	1	13%	8
PACIFICA SUNRISE☐			8	100%	8
SURGOINSVILLE PHARMACY		8			8
CARENOW URGENT CARE-GREEN HILLS		8			8
FAMILY HEALTH CENTER AT PORT ST JOHN		4	4	50%	8
WESTPAC LABS INC	1		7	88%	8
FLORIDA CLINICAL LAB		1	7	88%	8
HEALTHMARK REGIONAL HOSPITAL LAB		4	4	50%	8
JOHNS HOPKINS MEDICAL LABORATORIES		1	7	88%	8
MINUTE CLINIC DIAGNOSTIC OF SC, LLC #42		7	1	13%	8
LAKE CONWAY URGENT CARE LLC		2	6	75%	8
ALLINA HEALTH - ABBOTT NORTHWESTERN HOSPITAL		5	3	38%	8
WALK-IN MEDICAL CARE			8	100%	8
MEDLABS DIAGNOSTICS		7	1	13%	8
MINUTECLINIC DIAGNOSTIC OF TN PC #386		7	1	13%	8
THE MARY IMOGENE BASSETT HOSPITAL		8			8
MONTEFIORE NYACK HOSPITAL AFFILIATED LABORATORY		8			8
GULF COAST MEDICAL GROUP		2	6	75%	8
MEDEXPRESS URGENT CARE-LATROBE		8			8
X-GENE MOLECULAR LABS		1	7	88%	8
PUTNAM COUNTY EMERGENCY RESCUE SERVICE		5	3	38%	8
GENE STREET LABORATORIES, LLC		6	2	25%	8
SONORA QUEST LABORATORIES			7	100%	7
UNIVERSITY OF WASHINGTON MEDICAL CENTER			7	100%	7
VAIL VALLEY MEDICAL CENTER			7	100%	7
ATMORE NURSING CENTER		6	1	14%	7
MEDEXPRESS URGENT CARE - MAPLE DRIVE		7			7
CORAL LANDING ASSISTED LIVING		5	2	29%	7
COLUMBIA MEMORIAL HOSPITAL		7			7
PEDIATRICS OF CENTRAL FLORIDA		5	2	29%	7

COVID-19: testing by laboratory

Data through Feb 20, 2021 verified as of Feb 21, 2021 at 09:25 AM

Data in this report are provisional and subject to change.

The numbers in the table below represent the number of Florida and non-Florida residents for whom test results were received by the Department of Health. A person can be tested by more than one laboratory and can have both positive and negative results. **Therefore, the sum of the numbers in each column will be larger than the total number of people tested.**

Reporting lab	Inconclusive	Negative	Positive	Percent positive	Total
MINUTECLINIC, LLC #1586		5	2	29%	7
ORLANDO FAMILY PHYSICIANS			7	100%	7
HEALTH CARE LABORATORY SERVICES		1	6	86%	7
AVON PARK PEDIATRICS			7	100%	7
ARBORS OF GULF BREEZE, THE		7			7
MEDEXPRESS URGENT CARE, JOHNSTOWN		6	1	14%	7
PANCARE HEALTH - HOSFORD SCHOOL			7	100%	7
SIMEDHEALTH LLC		2	5	71%	7
BROWNE MEDICAL		5	2	29%	7
Thermopolis Rehabilitation Wellness		7			7
OSWEGO HOSPITAL LABORATORY		6	1	14%	7
MINUTECLINIC DIAGNOSTIC OF NEW JERSEY,		6	1	14%	7
ACCENTCARE		7			7
WILDLIGHT LAB			7	100%	7
BLOOMINGDALE PEDIATRIC ASSOCIATES PA			7	100%	7
PALM POINT BEHAVIORAL HEALTH		7			7
BERRYHILL MANOR		7			7
ST CLOUD COMPOUNDING PHARMACY & WELLNESS CENTER		7			7
LONGWOOD PEDIATRICS LLC			7	100%	7
MINUTECLINIC DIAGNOSTIC OF ILLINOIS LL		7			7
ADVENT HEALTH APOPKA		3	4	57%	7
ELLIS HOSPITAL LABORATORY		6	1	14%	7
TRUE HEALTH DIAGNOSTICS		1	6	86%	7
MINUTECLINIC DIAGNOSTIC OF OKLAHOMA		5	2	29%	7
GRACE WELLNESS CENTER LLC		6	1	14%	7
LYNMOORE,THE		7			7
CVS NC4165POCT BREVARD		5	2	29%	7
FLORIDA HOSPITAL APOPKA		6	1	14%	7
LAWTON CHILES HEALTH CENTER		1	6	86%	7
RICH STREET GROUP HOME			7	100%	7
QUE		4	3	43%	7
VICTORIAN MANOR		2	5	71%	7
NEMOURS CHILDREN'S URGENT			7	100%	7
NEW YORK PRESBYTERIAN - LOWER MANHATTAN		7			7
BOCA BIOLISTICS LLC			7	100%	7
OPTUM PRIMARY CARE - FOUNTAIN OAKS		3	4	57%	7
ST VINCENT'S CHILTON		5	2	29%	7
FLORIDA CENTER FOR DERMATOLOGY LABORATORY			7	100%	7
MANATEE PEDIATRICS			7	100%	7
ORLANDO ORTHOPAEDIC CENTER		5	2	29%	7
INTEGRATED FAMILY MEDICAL CENTER			7	100%	7
MINUTECLINIC DIAGNOSTIC OF NORTH CAROLINA, PC		6	1	14%	7
FAMILY MEDICINE MEDICAL DRIVE		7			7
UF HEALTH			7	100%	7
PEDIATRICS URGENT CARE, LLC			7	100%	7
BAYCARE MEDICAL GROUP		1	6	86%	7
Florida Clinical Laboratory		1	6	86%	7

COVID-19: testing by laboratory

Data through Feb 20, 2021 verified as of Feb 21, 2021 at 09:25 AM

Data in this report are provisional and subject to change.

The numbers in the table below represent the number of Florida and non-Florida residents for whom test results were received by the Department of Health. A person can be tested by more than one laboratory and can have both positive and negative results. **Therefore, the sum of the numbers in each column will be larger than the total number of people tested.**

Reporting lab	Inconclusive	Negative	Positive	Percent positive	Total
HOLY GARDEN ALF, INC.		7			7
PENINSULA CARE AND REHABILITATION CENTER			7	100%	7
CARENOW URGENT CARE-DONELSON		5	2	29%	7
RIVER OAKS TREATMENT CENTER			7	100%	7
MEDEXPRESS URGENT CARE - HOT SPRINGS		7			7
MINUTECLINIC, LLC #244		6	1	14%	7
CVS PHARMACY #8800		5	2	29%	7
VERMONT DEPARTMENT OF HEALTH		1	6	86%	7
NORTH FLORIDA MEDICAL CENTERS INC		1	6	86%	7
FHPG_EXP CARE W HILLSBOROUGH			7	100%	7
MINUTE-CLINIC DIAGNOSTIC OF VIRGINIA		6	1	14%	7
FLORIDA CANCER SPECIALISTS & RESEARCH INSTITUTE		6	1	14%	7
NOVANT HEALTH INPATIENT CARE		2	5	71%	7
COMMUNITY MEDICAL AND DENTAL CARE INC		7			7
OCALA FAMILY MEDICAL CENTER		7			7
LIFELINK TISSUE BANK D/B/A LIFELINK TISSUE BANK		7			7
NORTHDALE REHABILITATION CENTER			7	100%	7
MINUTE CLINIC LLC #4017		7			7
RAYMOND BASRI MD		7			7
FLORIDA HOSPITAL KISSIMMEE		4	3	43%	7
MINUTE CLINIC LLC #5706		6	1	14%	7
SUPERIOR RESIDENCES AT CALA HILLS		7			7
Ocoee Health Care Center		7			7
BROOKDALE LAKE ORIENTA			7	100%	7
DOTHAN WEST FAMILY MEDICINE		5	2	29%	7
MINUTE CLINIC DIAGNOSTIC OF SOUTH CAROLINA		6	1	14%	7
LEPE'S HOUSE			7	100%	7
CVS MINUTE CLINIC DIAGNOSTIC OF TEXAS,LLC		5	2	29%	7
CVS MINUTE CLINIC DIAGNOSTIC OF NEW JERSEY		7			7
KEYSTONE PLACE AT NAPLES PRESERVE		4	3	43%	7
FLORIDA DIGESTIVE AND LIVER SPECIALIST		7			7
ECLRS		2	5	71%	7
JOHNS HOPKINS ALL CHILDRENS			7	100%	7
CARESOUTH HHA HOLDINGS OF TALLAHASSEE LLC		7			7
FLORIDA SCHOOL FOR THE DEAF AND THE BLIND			7	100%	7
FHMG_FM AND IM AVALON PARK		2	5	71%	7
ENCOMPASS HEALTH REHABILITATION OF SEA PINES		7			7
PERSONAL PHYSICIAN CARE PA			7	100%	7
MINUTECLINIC, LLC #4682		3	4	57%	7
PENN MEDICINE PRINCETON MEDICAL CENTER		6	1	14%	7
MC DIAGNOSTIC OF CONNECTICUT, PC #1966		7			7
CVS OH2543POCT CANFIELD		5	2	29%	7
DALLAS COUNTY HEALTH AND HUMAN SERVICES			7	100%	7
CARENOW URGENT CARE-SOUTHLAKE			7	100%	7
MEDEXPRESS URGENT CARE - FAYETTEVILLE		5	2	29%	7
JUPITER ISLAND PUBLIC SAFETY		5	2	29%	7
LIZS ADULT CARE		7			7

COVID-19: testing by laboratory

Data through Feb 20, 2021 verified as of Feb 21, 2021 at 09:25 AM

Data in this report are provisional and subject to change.

The numbers in the table below represent the number of Florida and non-Florida residents for whom test results were received by the Department of Health. A person can be tested by more than one laboratory and can have both positive and negative results. **Therefore, the sum of the numbers in each column will be larger than the total number of people tested.**

Reporting lab	Inconclusive	Negative	Positive	Percent positive	Total
SOMA MEDICAL CENTER MD PA #7 PEDIATRICS			7	100%	7
BRADENTON PHYSICIANS MEDICAL CENTER			7	100%	7
CVS TN5601POCT LENOIR CITY		7			7
NIGHT LITE PEDIATRICS CENTER		1	6	86%	7
SOUTH FLORIDA ENT ASSOCIATES, INC			7	100%	7
PBC FOUND CARE INC			7	100%	7
DOCTOR'S IN-HOUSE LAB/COMMUNITY HEALTH CENTERS OF PINELLAS -PINELLAS P			7	100%	7
MIAMI COMPREHENSIVE MEDICINE GROUP PA		4	3	43%	7
CARENOW URGENT CARE-MADISON		7			7
KENDALL REGIONAL MEDICAL CNTR			7	100%	7
EL PARAISO HOME INC		7			7
CVS CA9165POCT SAN DIEGO		7			7
PASSPORT HEALTH			7	100%	7
DIAGNOSTIC CLINIC		6	1	14%	7
KANSAS DEPARTMENT OF HEALTH		2	5	71%	7
MERCY HEALTH—MUSKEGON		6	1	14%	7
GENTRY PARK ORLANDO ASSISTED LIVING		6	1	14%	7
NYU WINTHROP HOSPITAL PATHOLOGY		7			7
CVS HEALTH MINUTE CLINIC		1	6	86%	7
Parkside Villa		7			7
ST. CLOUD PHARMACY AND WELLNESS CENTER		3	4	57%	7
NEMOURS CHILDREN'S HOSPITAL			7	100%	7
DOCTORS CLINICAL LABORATORY, INC		5	2	29%	7
MINUTECLINIC DIAGNOSTIC OF SC, LLC #2		6	1	14%	7
DYNAMIC HEALTH CENTERS INC		3	4	57%	7
SCHOOL OF PHARMACY AND PHARMACEUTICAL		7			7
TALLAHASSEE VA OPC		6	1	14%	7
MINUTECLINIC DIAGNOSTIC OF TN PC #242		5	2	29%	7
NORTHERN DUTCHESS HOSPITAL LABORATORY		5	2	29%	7
ABBNEY MANOR RETIREMENT RESIDENCE INC		7			7
SOUTH COM HEALTH CLINIC, DEPT. OF THE ARMY		7			7
HEARTLAND PEDIATRICS OF LAKE PLACID			7	100%	7
LEE COUNTY HEALTH DEPARTMENT		4	3	43%	7
ORLANDO FAMILY MEDICAL INC		7			7
MEDEXPRESS URGENT CARE-DUBOIS		7			7
EMBRY-RIDDLE AERONAUTICAL UNIVERSITY HEALTH			7	100%	7
UHEALTH UNIVERSITY OF MIAMI			7	100%	7
WYOMING COUNTY COMMUNITY HOSPITAL LABORATORY		7			7
IRL MARKET LAB			7	100%	7
1 TOUCH TOTALCARE SOLUTIONS		6	1	14%	7
CVS MINUTE CLINIC DIAGNOSTIC OF TN #6044		6	1	14%	7
SANDGATE GARDENS REHAB & NURSING CENTER		3	3	50%	6
ST. LUCIE COUNTY HEALTH DEPARTMENT		4	2	33%	6
MINUTECLINIC DIAGNOSTIC OF TEXAS LLC		5	1	17%	6
LISTENING DOCTOR PLLC, THE		1	5	83%	6
CVS MINUTE CLINIC DIAGNOSTIC PA #3060		5	1	17%	6
DANIEL M LIBBY MD PLLC		6			6

COVID-19: testing by laboratory

Data through Feb 20, 2021 verified as of Feb 21, 2021 at 09:25 AM

Data in this report are provisional and subject to change.

The numbers in the table below represent the number of Florida and non-Florida residents for whom test results were received by the Department of Health. A person can be tested by more than one laboratory and can have both positive and negative results. **Therefore, the sum of the numbers in each column will be larger than the total number of people tested.**

Reporting lab	Inconclusive	Negative	Positive	Percent positive	Total
HOLLY HILL HOME INFUSION SERVICE		5	1	17%	6
MINUTECLINIC DIAGNOSTIC OF VIRGINIA		6			6
OAK HARBOR ASSISTED LIVING FACILITY		4	2	33%	6
CHILDREN'S HOSPITAL OF PHILADELPHIA		5	1	17%	6
EASTERN FLORIDA STATE COLLEGE - PALM BAY CAMPUS□			6	100%	6
MINUTECLINIC DIAGNOSTICS OF IND, LLC		6			6
TAMPA URGENT CARE			6	100%	6
LONG ISLAND JEWISH FOREST HILLS HOSPITAL		6			6
TEXAS MEDCLINIC			6	100%	6
TIMBER CREEK PEDIATRICS		6			6
MIAMI RESCUE MISSION CLINIC INC			6	100%	6
MEDEXPRESS URGENT CARE - TARENTUM		5	1	17%	6
DEPARTMENT OF HEALTH AND HUMAN SERVICES STATE OF NEW HAMPSHIRE			6	100%	6
FAMILY CARE MEDICAL CENTER			6	100%	6
JERSEY SHORE MEDICAL CENTER		6			6
PARTNERS PHARMACY OF FLORIDA LLC		6			6
PALMETTO HEALTH ALLIANCE		3	3	50%	6
FLORIDA WOMAN CARE LABORATORY			6	100%	6
MEDEXPRESS URGENT CARE - IRVING		6			6
CITYMD		1	5	83%	6
CAMELLIA AT DEERWOOD		2	4	67%	6
DELIVER MY MEDS CORP		6			6
MINUTECLINIC, LLC #03965		6			6
THE CLINIC PREMISE HEALTH			6	100%	6
BAYSHORE POINTE NURSING AND REHAB CENTER			6	100%	6
HUNTERS CREEK PEDIATRICS		6			6
VITAS HEALTH INC			6	100%	6
CAPITAL HEALTH PLAN LABORATORIES			6	100%	6
Northwell Lab		2	4	67%	6
LAKEVIEW TERRACE HOME HEALTH SERVICES LLC			6	100%	6
BROWARD COUNTY HEALTH DEPT.			6	100%	6
PALM HARBOR DERMATOLOGY		4	2	33%	6
ATLANTIC COMMUNITY HIGH SCHOOL		5	1	17%	6
CITIZENS BAPTIST MEDICAL CENTERS LAB		5	1	17%	6
DOCTORS EXPRESS OF ST PETERSBURG			6	100%	6
MINUTECLINIC DIAG OF IND, LLC #2387		5	1	17%	6
CVS NJ617POCT CEDAR GROVE		5	1	17%	6
ASCENSION ST VINCENT'S CLAY COUNTY			6	100%	6
MD NOW MEDICAL CENTER			6	100%	6
MC DIAGNOSTIC OF CONNECTICUT , PC # 3		4	2	33%	6
GLEN FALLS HOSPITAL DEPARTMENT OF PATHOLOGY		6			6
UT MEMPHIS UNIVERSITY HEALTH SERVICES			6	100%	6
MEDEXPRESS URGENT CARE - ELM GROVE		5	1	17%	6
MINUTE CLINIC INCORPORTE		6			6
FRESENIUS KIDNEY CARE DUNEDIN			6	100%	6
SUFFRIDGE DRIVE GROUP HOME		6			6
LOUISIANA DEPT OF HEALTH			6	100%	6

COVID-19: testing by laboratory

Data through Feb 20, 2021 verified as of Feb 21, 2021 at 09:25 AM

Data in this report are provisional and subject to change.

The numbers in the table below represent the number of Florida and non-Florida residents for whom test results were received by the Department of Health. A person can be tested by more than one laboratory and can have both positive and negative results. **Therefore, the sum of the numbers in each column will be larger than the total number of people tested.**

Reporting lab	Inconclusive	Negative	Positive	Percent positive	Total
SUMTER COUNTY HEALTH DEPARTMENT		1	5	83%	6
PATHGROUP LABS, LLC		4	2	33%	6
AVANTE AT ORMOND BEACH INC			6	100%	6
LUMADOC HEALTH		4	2	33%	6
BETH ISRAEL DEACONESS MEDICAL CENTER			6	100%	6
JOHN T MATHER MEMORIAL HOSPITAL LABORATORY		5	1	17%	6
VIERA PEDIATRICS		1	5	83%	6
TERRACINA LLC		1	5	83%	6
ANYLABTEST NOW			6	100%	6
MINUTE-CLINIC DIAGNOSTIC OF VIRGINIA, LLC #2003		5	1	17%	6
UNILAB		2	4	67%	6
DR. PHILLIPS MEDICAL WELLNESS CENTER		3	3	50%	6
PLEASANTVILLE OF SEBASTIAN LLC□			6	100%	6
MINUTE CLINIC LLC #2775		6			6
MEDICAL CENTER AT OCEAN REEF		1	5	83%	6
CLAY PRIMARY & FAMILY CARE LLC			6	100%	6
MARSHALL MEDICAL CENTER SOUTH LAB		5	1	17%	6
CURATIVE		1	5	83%	6
BETHESDA COMMUNITY HEALTH CENTER			6	100%	6
MINUTECLINIC #2860		4	2	33%	6
AMERICAN EAGLE LEESBURG AL LLC DBA VISTA LAKE			6	100%	6
MINUTECLINIC, LLC #03268		5	1	17%	6
NORTHEAST ALABAMA REGIONAL MEDICAL CENTER		3	3	50%	6
MEDEXPRESS URGENT CARE - RICHMOND, NINE MILE RD		5	1	17%	6
NORTH PINELLAS CHILDRENS MEDICAL CENTER INC			6	100%	6
PANCARE HEALTH - KATE SMITH ELEMENTARY		1	5	83%	6
MIAMI BEACH COMMUNITY HEALTH CENTER INC			6	100%	6
BROWARD TRANSITIONAL CENTER			6	100%	6
CRESTWOOD MEDICAL CENTER		4	2	33%	6
WIREGRASS MEDICAL CENTER			6	100%	6
THE PALMS REHABILITATION AND HEALTHCARE CENTER		5	1	17%	6
XPRESS URGENT CARE LLC		6			6
EDWARD S BENNETT MD PLLC		6			6
GRAND VILLA OF PALM COAST		6			6
CVS MINUTE CLINIC DIAGNOSTIC MED GRP OF SAN		4	2	33%	6
ARLINGTON OF NAPLES		6			6
TERENCE B MITCHELL MD, INC		2	4	67%	6
CVS NC5591POCT STATESVILLE		5	1	17%	6
SOUTH FLORIDA BAPTIST HOSPITAL			6	100%	6
MEDEXPRESS URGENT CARE-PITTSFIELD		6			6
CDRX INFUSION			6	100%	6
BAYCARE ALLIANT HOSPITAL			6	100%	6
UNILAB OF DADE INC			6	100%	6
MINUTE CLINIC DIAGNOSTIC OF PENNSYLVANIA		6			6
MINUTECLINIC DIAGNOSTIC OF GEORGIA, LL		5	1	17%	6
MEDEXPRESS URGENT CARE - STATE COLLEGE		5	1	17%	6
BROOKDALE CLERMONT			6	100%	6

COVID-19: testing by laboratory

Data through Feb 20, 2021 verified as of Feb 21, 2021 at 09:25 AM

Data in this report are provisional and subject to change.

The numbers in the table below represent the number of Florida and non-Florida residents for whom test results were received by the Department of Health. A person can be tested by more than one laboratory and can have both positive and negative results. **Therefore, the sum of the numbers in each column will be larger than the total number of people tested.**

Reporting lab	Inconclusive	Negative	Positive	Percent positive	Total
ENTRUST IMMEDIATE CARE			6	100%	6
PRESBYTERIAN HOME		6			6
FIRST COAST CARDIOVASCULAR INSTITUTE PA			6	100%	6
Centrastate Medical Center		5	1	17%	6
URGENT TEAM - MUSCLE SHOALS		6			6
MINUTECLINIC DIAGNOSTIC OF SC, LLC #7		4	2	33%	6
GULF COAST PEDIATRICS OF SARASOTA PA		1	5	83%	6
URGENT TEAM - HUNTSVILLE		5	1	17%	6
FLORIDA DEPARTMENT OF HEALTH IN SARASOTA COUNTY		5	1	17%	6
FLORIDA PREMIER MEDICAL CARE PA			6	100%	6
CAPE CORAL URGENT CARE		3	3	50%	6
PACIFICA SENIOR LIVING FORT MYERS			6	100%	6
SOMA MEDICAL CENTER PA #4			6	100%	6
SV DIAGNOSTIC LAB			6	100%	6
EXPRESS TEST			6	100%	6
MEDEXPRESS URGENT CARE - BATTLE CREEK		4	2	33%	6
BAYFRONT FAMILY HEALTH CENTER			6	100%	6
ST LUKES ROOSEVELT LABORATORY		6			6
MINUTECLINIC DIAGNOSTIC OF VIRGINIA, LLC #255		6			6
SAINT PETER'S UNIVERSITY HOSPITAL		6			6
MINUTE CLINIC DIAGNOSTIC OF TEXAS, LLC		6			6
CONCENTRA			6	100%	6
CURATIVE CARE CENTER INC		1	5	83%	6
PR HEALTH		1	5	83%	6
MINUTE CLINIC DIAGNOSTIC OF MICHIGAN PC		6			6
MEDEXPRESS URGENT CARE - MIDLOTHIAN		6			6
MERCY COLLEGE HEALTH OFFICE		6			6
CAREWELL 301 - WARWICK			6	100%	6
VIBRANT AMERICA		4	2	33%	6
MEDEXPRESS URGENT CARE - MT LEBANON		4	2	33%	6
MINUTECLINIC DIAGNOSTIC OF NORTH CAROLINA PC #5341		4	2	33%	6
CVS NC7047POCT DURHAM		6			6
ETHOS LABORATORIES		6			6
CAPRONA GROUP HOME			6	100%	6
MEDEXPRESS URGENT CARE-PETERS TWP		5	1	17%	6
INTERNAL MEDICINE LIPID AND WELNNES PRACTICE			6	100%	6
STPET		4	2	33%	6
NORTH FLORIDA PEDIATRICS JASPER			6	100%	6
NORTHSIDE HOSPITAL ATLANTA		3	3	50%	6
ENIGMA DIAGNOSTIC, INC.			6	100%	6
TAMIAMI LAB MILLENIUM			6	100%	6
FLORIDA MEDICAL SPECIALISTS		2	4	67%	6
UCARE			6	100%	6
WATAUGA MEDICAL CENTER		4	2	33%	6
SOUTHEASTERN DERMATOLOGY GROUP PA		5	1	17%	6
CVS NATIONAL HARBOR MD2297714CV		6			6
MINUTECLINIC MINUTECLINIC #8505		4	2	33%	6

COVID-19: testing by laboratory

Data through Feb 20, 2021 verified as of Feb 21, 2021 at 09:25 AM

Data in this report are provisional and subject to change.

The numbers in the table below represent the number of Florida and non-Florida residents for whom test results were received by the Department of Health. A person can be tested by more than one laboratory and can have both positive and negative results. **Therefore, the sum of the numbers in each column will be larger than the total number of people tested.**

Reporting lab	Inconclusive	Negative	Positive	Percent positive	Total
MC DIAGNOSTIC OF CONNECTICUT, PC #1043		6			6
CVS PA6902POCT BRYN MAWR		4	2	33%	6
WELLMED AT BRANDON REGIONAL		5	1	17%	6
FAMILY TREE PRIMARY CARE		5	1	17%	6
MEDEXPRESS URGENT CARE - STAUNTON		2	4	67%	6
Baptist Village Retirement Communities		6			6
MINUTECLINIC, LLC #05038		6			6
PUBLIC HEALTH LAB		6			6
CVS MINUTE CLINIC, LLC #22		5	1	17%	6
RIVER CITY PRIMARY AND URGENT CARE			6	100%	6
MINUTE CLINIC DIAGNOSTIC OF TN PC #64		6			6
MEDEXPRESS URGENT CARE - CULPEPER		6			6
PROHEALTH MED		1	5	83%	6
BOCA VIPEDIATRICS			6	100%	6
AARK LABORATORY		6			6
CAN COMMUNITY HEALTH, INC		6			6
GRACE REHABILITATION CENTER OF VERO BEACH		4	2	33%	6
THE WINDSOR OF OCALA		2	4	67%	6
MINUTECLINIC LLC (1435)		6			6
YAZJI PEDIATRIC CARE LLC DBA TUKA PEDIATRICS			6	100%	6
AMERICAN HEALTH ASSOC. LABORATORY SOUTH		4	2	33%	6
MEDEXPRESS URGENT CARE - HUNTINGTON WE		6			6
QUICK CARE MED WALK IN AND URGENT CARE			6	100%	6
FRANCES WARDE MEDICAL LABORATORY		2	3	60%	5
COLUMBIA MEMORIAL HOSPITAL LABORATORY		5			5
FLORIDA CLINICAL LABORATORY - BIOREFERENCE LABORATORIES		2	3	60%	5
GRAND VILLA OF SARASOTA		4	1	20%	5
STATCARE URGENT AND WALK-IN MEDICAL CA		5			5
AHC Decatur County		5			5
CVS SC7556POCT WEST COLUMBIA		5			5
FLORIDA PRIMARY CARE AND SPORTS MEDICINE INC		2	3	60%	5
RIVERVIEW ALF OPERATOR LLC			5	100%	5
MIZELL MEMORIAL HOSPITAL			5	100%	5
URGENT CARE OF LONGWOOD			5	100%	5
URGENT TEAM - NASHVILLE		5			5
AHF PUBLIC HEALTH LABORATORY			5	100%	5
MEDICAL CENTER OF BLOUNTSTOWN			5	100%	5
Rio Pinar Health Care			5	100%	5
HEALTH AND WELLNESS CENTER			5	100%	5
INDIAN RIVER PRIMARY CARE PA		5			5
PRECISION LABS LLC		2	3	60%	5
WAKEMED		1	4	80%	5
UW MEDICINE VIROLOGY LAB			5	100%	5
Army Residence Community		5			5
MEDEXPRESS URGENT CARE - GLENDALE		5			5
LAKE NONA PEDIATRICS IN ASSOCIATION WITH NEMOURS		5			5
QUEST DIAGNOSTICS PSC		1	4	80%	5

COVID-19: testing by laboratory

Data through Feb 20, 2021 verified as of Feb 21, 2021 at 09:25 AM

Data in this report are provisional and subject to change.

The numbers in the table below represent the number of Florida and non-Florida residents for whom test results were received by the Department of Health. A person can be tested by more than one laboratory and can have both positive and negative results. **Therefore, the sum of the numbers in each column will be larger than the total number of people tested.**

Reporting lab	Inconclusive	Negative	Positive	Percent positive	Total
CVS OH3476POCT TIPP CITY		5			5
TULLAHOMA HMA, LLC		4	1	20%	5
UPMC HEALTH SYSTEM		4	1	20%	5
AUGUSTA HEALTH			5	100%	5
PALM GARDEN OF SUN CITY			5	100%	5
SARASOTA MEDICAL CENTER			5	100%	5
APEX HOME HEALTH CARE		4	1	20%	5
COOPER HOSPITAL/UNIVERSITY MEDICAL		5			5
GREENVILLE MEMORIAL HOSPITAL LAB			5	100%	5
GUTHRIE MEDICAL GROUP LABORATORIES		5			5
LAFAYETTE NURSING AND REHAB			5	100%	5
UNIVERSITY OF MIAMI MILLER SCHOOL OF MEDICINE			5	100%	5
PUTNAM HOSPITAL CENTER LABORATORY		5			5
CENTREX CLINICAL LABS INC		5			5
ABSOLUTE HEALTH		5			5
WEST PACIFIC MEDICAL LABORATORY			5	100%	5
PANCARE HEALTH - ALTHA PUBLIC			5	100%	5
DIXITKUMAR N MODI MD PA			5	100%	5
ST BARNABAS HOSPITAL		5			5
WATERTOWN URGENT CARE PLLC		5			5
EP LTC PHARMACY		4	1	20%	5
MEDEXPRESS URGENT CARE - BLUEFIELD		4	1	20%	5
MD NOW MEDICAL CENTER INC			5	100%	5
FOUNDCARE, INC			5	100%	5
THE UNIVERSITY OF VERMONT MEDICAL CENTER		4	1	20%	5
COVID RAPID LABS			5	100%	5
MINUTECLINIC DIAGNOSTIC OF OHIO #7790		3	2	40%	5
MEDEXPRESS URGENT CARE MORGANTOWN		5			5
ST CHARLES BEND LABORATORY		4	1	20%	5
PHYSICIANS FOR CHILDREN			5	100%	5
DIAGNOSTECHS		4	1	20%	5
HILLSBOROUGH COUNTY HEALTH DEPARTMENT			5	100%	5
DICKSON MEDICAL ASSOCIATES PC PATH LAB		4	1	20%	5
HELIX KH UC			5	100%	5
PINECREST PEDIATRICS GROUP LLC			5	100%	5
FLAGLER HEALTH SERVICES INC			5	100%	5
ADVICE FOR OPTIMAL WELLNESS		2	3	60%	5
CVS TX7827POCT ROUND ROCK		5			5
FLORIDA HOSPITAL LAKE MARY		5			5
Walker BaptistMedCtr		4	1	20%	5
CHAMPLAIN VALLEY PHYSICIANS HOSPITAL		3	2	40%	5
YUSRA MEDICAL ASSOCIATES PA		3	2	40%	5
UCF STUDENT HEALTH SERVICES LABORATORY		2	3	60%	5
JUPITER ISLAND MEDICAL CLINIC INC		5			5
DEPARTMENT OF HEALTH AND HUMAN SERVICES LANSING			5	100%	5
CLEVELAND CLINIC MARTIN HEALTH NURSING & RESTORATIVE		5			5
PIEDMONT HOSPITAL LAB			5	100%	5

COVID-19: testing by laboratory

Data through Feb 20, 2021 verified as of Feb 21, 2021 at 09:25 AM

Data in this report are provisional and subject to change.

The numbers in the table below represent the number of Florida and non-Florida residents for whom test results were received by the Department of Health. A person can be tested by more than one laboratory and can have both positive and negative results. **Therefore, the sum of the numbers in each column will be larger than the total number of people tested.**

Reporting lab	Inconclusive	Negative	Positive	Percent positive	Total
MINUTECLINIC DIAGNOSTIC OF NEVADA #87		3	2	40%	5
SOUTH FLORIDA FAMILY HEALTH & RESEARCH CTR			5	100%	5
CVS NV408817POCT LAS VEGAS		1	4	80%	5
SIGNATURE URGENT CARE			5	100%	5
EGL GENETICS DIAGNOSTICS			5	100%	5
MINUTECLINIC DIAG OF IND LLC #6998		4	1	20%	5
EAST BANK HOSPITAL - UNIVERSITY OF MINNESOTA MEDICAL CENTER			5	100%	5
FRESENIUS KIDNEY CARE SOUTH ORLANDO			5	100%	5
ADVENT HEALTH MEDICAL GROUP FAMILY AND INTERNAL MEDICINE AT AVALON PAR		4	1	20%	5
INNOVATIVE COVID-DIVERSEY			5	100%	5
MCR HEALTH LAWTON CHILES ADMINISTRATION STE A		1	4	80%	5
ALBION COLLEGE (ABBOTT)		5			5
MCKENZIE-WILLAMETTE MEDICAL CENTER LAB		5			5
ALPHADERA LABS, LLC			5	100%	5
QUINTON MEMORIAL HEALTH CARE CENTER		5			5
CAREHERE LCS- EUSTIS			5	100%	5
MANATEE COUNTY JAIL		4	1	20%	5
MEDEXPRESS URGENT CARE MURRYSVILLE		3	2	40%	5
OCCMED SOLUTIONS		2	3	60%	5
CONCENTRA URGENT CARE		1	4	80%	5
LEE COMMUNITY HEALTHCARE INC CAPE CORAL		5			5
ST JOHNS BIOMEDICAL LAB		5			5
NU WAVE MEDICAL CENTER			5	100%	5
LAKE COUNTY DETENTION CENTER		3	2	40%	5
RURAL HEALTH CARE INC			5	100%	5
URGENT CARE OF ERWIN		5			5
WHEELER LABORATORY		4	1	20%	5
KETTERING HEALTH			5	100%	5
MINUTECLINIC DIAGNOSTIC OF KENTUCKY		5			5
DOC PAM PA		4	1	20%	5
BEACH HOUSE		5			5
COMPUNET CLINICAL LAB			5	100%	5
PHYSICIANS URGENT CARE BERRY FARMS		4	1	20%	5
FLORIDA PRIMARY & SPECIALTY CARE		5			5
DISCOVERY VILLAGE AT STUART		2	3	60%	5
FLORIDA HEALTHCARE OF ORLANDO			5	100%	5
FLORIDA DEPARTMENT OF HEALTH - INVERNESS		3	2	40%	5
PRECISION DIAGNOSTICS INC - NJ		5			5
STATCARE URGENT & WALK IN MEDICAL CARE		3	2	40%	5
PEACHTREE IMMEDIATE CARE			5	100%	5
DOCS URGENT CARE		1	4	80%	5
MINUTECLINIC DIAGNOSTIC OF PENNSYLVANIA, LLD #1545		5			5
WOODHULL MEDICAL AND MENTAL HEALTH CTR		5			5
CYPRESS CREEK MEDICAL CENTER			5	100%	5
ELITE MD GROUP INC		1	4	80%	5
PEDIATRICS OF ALTAMONTE		5			5
APOLLO GARDENS RETIREMENT RESIDENCE CARE		5			5

COVID-19: testing by laboratory

Data through Feb 20, 2021 verified as of Feb 21, 2021 at 09:25 AM

Data in this report are provisional and subject to change.

The numbers in the table below represent the number of Florida and non-Florida residents for whom test results were received by the Department of Health. A person can be tested by more than one laboratory and can have both positive and negative results. **Therefore, the sum of the numbers in each column will be larger than the total number of people tested.**

Reporting lab	Inconclusive	Negative	Positive	Percent positive	Total
ADVANCED URGENT CARE OF MARATHON		1	4	80%	5
RELIANT IMMUNE DIAGNOSTICS			5	100%	5
MINUTECLINIC MINUTECLINIC #4977		3	2	40%	5
PEDIATRIC URGENT HEALTH CARE			5	100%	5
MINUTECLINIC DIAGNOSTIC OF ILLINOIS		4	1	20%	5
WILSON PEDIATRICS			5	100%	5
SOUTHERN OCEAN MEDICAL CENTER		5			5
ADVENTHEALTH CAR CENTER APOPKA			5	100%	5
PEDIATRICS OF CENTRAL FLORIDA – POINCIANA		3	2	40%	5
MINUTECLINIC, LLC #1470		5			5
OHIO DEPARTMENT OF HEALTH			5	100%	5
Signature Healthcare of Savannah		5			5
Life Care Center of Estero			5	100%	5
NORTHPORT MEDICAL CENTER LAB		5			5
TESTD			5	100%	5
JACKSON SOUTH COMMUNITY HOSPITAL LAB			5	100%	5
MAXCARE CLINIC			5	100%	5
JOHN T MACKAY MD			5	100%	5
FORSYTH HOUSE			5	100%	5
MAXHEALTH		4	1	20%	5
MINUTE CLINIC LLC #10203		5			5
SUTTER TRACY COMMUNITY HOSPITAL			5	100%	5
SHEEPSHEAD BAY URGENT CARE		5			5
COMMONS AT ORLANDO LUTHERAN TOWERS SNF			5	100%	5
GULF COAST VETERANS HCS PANAMA CITY OPC		5			5
MEASE CONTINUING CARE		3	2	40%	5
Enterprise Health and Rehabilitation Center		5			5
KEYSTONE REHABILITATION AND HEALTH CENTER		1	4	80%	5
MEDEXPRESS URGENT CARE - BECKLEY CROSS		4	1	20%	5
MINUTE-CLINIC DIAGNOSTIC OF VIRGINIA, LLC #794		5			5
MINUTECLINIC DIAGNOSTIC MED GRP OF CA		4	1	20%	5
RANDOLPH DIABETES AND WELLNESS		4	1	20%	5
INTERNAL MEDICINE & PRIMARY CARE ASSOCIATES, PLC			5	100%	5
CVS IN6654POCT INDIANAPOLIS		4	1	20%	5
OCHSNER MEDICAL CENTER			5	100%	5
FHPG FAMILY MEDICAL CENTER OF TAMPA BAY		1	4	80%	5
AMERICAN MEDICAL RESPONSE - DENVER		2	3	60%	5
XRL SXF REF LAB		5			5
BROOKDALE NEW PORT RICHEY			5	100%	5
MIAMI CANCER INSTITUTE			5	100%	5
MEDEXPRESS URGENT CARE-NESHANNOCK TWP		4	1	20%	5
WHITE WILSON MEDICAL CENTER - FWB		1	4	80%	5
INFECTION CONTROL/ EMPHEALTH		3	2	40%	5
RUSH UNIVERSITY MEDICAL CENTER LABORATORY			5	100%	5
MEDEXPRESS URGENT CARE-MUNCIE		5			5
NELSON BIOLOGICAL			5	100%	5
LEWIS COUNTY MANOR		5			5

COVID-19: testing by laboratory

Data through Feb 20, 2021 verified as of Feb 21, 2021 at 09:25 AM

Data in this report are provisional and subject to change.

The numbers in the table below represent the number of Florida and non-Florida residents for whom test results were received by the Department of Health. A person can be tested by more than one laboratory and can have both positive and negative results. **Therefore, the sum of the numbers in each column will be larger than the total number of people tested.**

Reporting lab	Inconclusive	Negative	Positive	Percent positive	Total
Lenox on the Lake			5	100%	5
CARL R DARNALL ARMY MEDICAL CENTER			5	100%	5
LIVING WATERS MEDICAL CENTER			5	100%	5
UT SOUTHWESTERN MEDICAL CENTER			5	100%	5
MINUTECLINIC, LLC, DBA MINUTECLINIC #2		5			5
LABS PLUS LLC		5			5
NORTH SHORE HEMATOLOGY-ONCOLOGY ASSOCIATES, PC		5			5
NOVANT HEALTH UVA		2	3	60%	5
TANNER MEDICAL CENTER EAST AL		5			5
MINUTE CLINIC, LLC #1434		5			5
OMNICARE PHARMACY OFTEXAS 1, LP DBA OMNICARE		5			5
MINUTECLINIC DIAGNOSTIC OF TN PC #442		4	1	20%	5
GENTLE HANDS MOBILE PHLEBOTOMY			5	100%	5
HAVEN HOSPICE IN CHIEFLAND			5	100%	5
REDMED OF CROSSTOWN		2	3	60%	5
MEDEXPRESS - COLLINSVILLE BELT LINE		3	2	40%	5
ADVENTHEALTH MEDICAL GROUP PEDIATRIC & ADOLESCENT		4	1	20%	5
PATIENT FIRST - LEESBURG			5	100%	5
UF HEALTH PATHOLOGY LABORATORIES			5	100%	5
LABCORP UNSPECIFIED		5			5
BOROPARK URGENT CARE		4	1	20%	5
LPG PEDIATRICS AT CAPE CORAL		5			5
AURORA UNIVERSITY WELLNESS CENTER		5			5
EASTCHESTER PEDIATRIC MEDICAL GROUP		5			5
MEDEXPRESS URGENT CARE PORT HURON		4	1	20%	5
HENDRY REGIONAL CONVENIENT CARE CENTER			5	100%	5
DIXIE COUNTY EMERGENCY SERVICES			5	100%	5
MEDEXPRESS URGENT CARE - WILLIAMSPORT		4	1	20%	5
ST MARYS MEDICAL CENTER			5	100%	5
MIAMI MEDICAL CONSULTANT PA			5	100%	5
MINUTE CLINIC DIAGNOSTIC OF NORTH CAROLINA		5			5
FLEET LANDING			5	100%	5
MINNESOTA DEPARTMENT OF HEALTH PUBLIC HEALTH LABORATORY DIVISION	1		4	80%	5
COPELAND MEDICAL CLINIC		3	2	40%	5
CARENOW URGENT CARE - CENTRAL AUSTIN		1	4	80%	5
UNIVERSITY OF CHICAGO MEDICAL CENTER LAB			5	100%	5
WESTMINSTER SHORES			5	100%	5
MINUTECLINIC, LLC #7139		5			5
ALL CHILDREN'S HOSPITAL DEPT OF GENERAL PEDIATRICS			5	100%	5
CVS NC6402POCT DAVIDSON		3	2	40%	5
GOOD SAMARITAN MEDICAL CENTER			5	100%	5
HAWTHORNE HEALTH AND REHABILITATION			5	100%	5
FINLAY		1	4	80%	5
CVS NC7588POCT ASHEVILLE		5			5
MINUTECLINIC, LLC #1492		5			5
BAPTIST HEALTH - TOWN CENTER			5	100%	5
UNIVERSITY HOSPITALS OF CLEVELAND		1	4	80%	5

COVID-19: testing by laboratory

Data through Feb 20, 2021 verified as of Feb 21, 2021 at 09:25 AM

Data in this report are provisional and subject to change.

The numbers in the table below represent the number of Florida and non-Florida residents for whom test results were received by the Department of Health. A person can be tested by more than one laboratory and can have both positive and negative results. **Therefore, the sum of the numbers in each column will be larger than the total number of people tested.**

Reporting lab	Inconclusive	Negative	Positive	Percent positive	Total
PM PEDIATRICS OF BAYSIDE PLLC		5			5
OPTUMCARE FLORIDA, LLC		3	2	40%	5
PHYSICIANS IMMEDIATE CARE ELGIN			5	100%	5
NORTH DADE NURSING AND REHABILITATION CENTER			5	100%	5
PREMIER FAMILY HEALTH PA			5	100%	5
CVS MINUTE CLINIC DIAG OF IND LLC #5206		4	1	20%	5
AEL KNOXVILLE			5	100%	5
SARNO FAMILY PRACTICE		1	4	80%	5
UNIVERSITY OF MIAMI / SCCC RESEARCH LABORATORY			5	100%	5
URGENT CARE COASTAL GA			5	100%	5
ELITE CARE			5	100%	5
PM PEDIATRICS OF SELDEN		3	2	40%	5
URGENT MED INC		3	2	40%	5
BROWNE MEDICAL LLC		3	2	40%	5
NOVADX		2	3	60%	5
JOE DIMAGGIO CHILDREN'S HOSPITAL		1	4	80%	5
PRINCIPLE HOSPICE SERVICE, LLC			5	100%	5
MOUNT SINAI BROOKLYN LABORATORY		4	1	20%	5
ST. PETERSBURG PEDIATRICS			5	100%	5
REHABILITATION CENTER AT JUPITER GARDENS		5			5
Kennedy University Hospital		5			5
BAYSHORE LABORATORY		4	1	20%	5
LAKE MARY HEALTH AND REHABILITATION CENTER		1	4	80%	5
MEDEXPRESS URGENT CARE - CLARKSBURG		5			5
MINUTECLINIC DIAGNOSTIC OF TN PC #643		3	2	40%	5
SCIENCE CARE			5	100%	5
SHARP MEMORIAL HOSPITAL MICROBIOLOGY DEPT			4	100%	4
MEDEXPRESS URGENT CARE- FORT WORTH N T		4			4
MEDEXPRESS URGENT CARE - WICHITA, S SENECA ST		2	2	50%	4
CAREWELL URGENT CARE			4	100%	4
CVS CA9113POCT CHULA VISTA		4			4
COMPASSION PEDIATRIC URGENT CARE LLC			4	100%	4
STONE CLINICAL LABORATORIES OF FL LLC		4			4
FAMILY TREE DNA			4	100%	4
ROAN DRUG COMPANY LLC		4			4
MINUTECLINIC DIAGNOSTIC OF OHIO #2964		4			4
CENTERPLACE HEALTH, INC			4	100%	4
CULLMAN REGIONAL URGENT CARE		3	1	25%	4
CONSOLIDATED LABORATORY SERVICES			4	100%	4
MINUTECLINIC DIAGNOSTIC OF MAINE, LLC		2	2	50%	4
NAVAL MEDICAL CENTER SAN DIEGO			4	100%	4
CVS CT718POCT ANSONIA		4			4
TRIDENT BIOMETRICS		3	1	25%	4
PRL NYC PANDEMIC RESPONSE LAB			4	100%	4
MEDICINE SHOPPE #1306 THE		3	1	25%	4
FAMILY MEDICINE AT WATERMAN		4			4
DIAGNOSTIC & MEDICAL SPECIALISTS OF GREENWICH		2	2	50%	4

COVID-19: testing by laboratory

Data through Feb 20, 2021 verified as of Feb 21, 2021 at 09:25 AM

Data in this report are provisional and subject to change.

The numbers in the table below represent the number of Florida and non-Florida residents for whom test results were received by the Department of Health. A person can be tested by more than one laboratory and can have both positive and negative results. **Therefore, the sum of the numbers in each column will be larger than the total number of people tested.**

Reporting lab	Inconclusive	Negative	Positive	Percent positive	Total
ADVANCED URGENT CARE LLC		1	3	75%	4
Heartland of Boynton Beach			4	100%	4
COMMUNITY PHYSICIANS OF NORTH PORT PA			4	100%	4
PANCARE HEALTH - PONCE DE LEON			4	100%	4
VILLAGES VA CBOC	2	1	1	25%	4
ST PETE DIRECT PRIMARY CARE		2	2	50%	4
CAPTAIN JAMES A. LOVELL FEDERAL HEALTHCARE CENTER			4	100%	4
SUNRISE SENIOR LIVING OF JACKSONVILLE			4	100%	4
BIOTEST PLASMA CENTER		4			4
CULLMAN REGIONAL MEDICAL CENTER		3	1	25%	4
HARBORCHASE OF VILLAGES CROSSING			4	100%	4
MEDICAL CENTER ENTERPRISE			4	100%	4
CAPE COD HOSPITAL			4	100%	4
CVS TN2179POCT MURFREESBORO		4			4
PARADIGM LABORATORIES			4	100%	4
ASCENDI HOME HEALTH AGENCY INC			4	100%	4
MINUTECLINIC DIAG OF IND, LLC #6697		4			4
BEECHTREE MOLECULAR LAB LLC			4	100%	4
Calusa Harbour			4	100%	4
ManorCare Rehabilitation Center- Decatur		4			4
MEDEXPRESS URGENT CARE - KOKOMO		4			4
PHYSICIANS QUALITY CARE			4	100%	4
FLORIDA HEART AND VASCULAR			4	100%	4
CVS TX7821POCT LEAGUE CITY		4			4
ADVANCED PEDIATRICS OF BOCA LLC			4	100%	4
MINUTE CLINIC #8979		4			4
TMH PHYSICIAN PARTNERS SOUTHWOOD		1	3	75%	4
THE LITTLE CLINIC			4	100%	4
CVS NV9841POCT RENO		2	2	50%	4
FCHC (OB)-DARWIN SQUARE CTR.			4	100%	4
CVS OH3080POCT HUBER HEIGHTS		4			4
Millennium Nursing & Rehab Center		4			4
LEON MEDICAL CENTERS, LLC			4	100%	4
CVS PA1671POCT LANCASTER		4			4
THE OASIS ALF		4			4
THE RETREAT AT PORT ORANGE			4	100%	4
MEDEXPRESS URGENT CARE - YORK		1	3	75%	4
SOUTHWESTERN REGIONAL MEDICAL CENTER - TULSA		4			4
AURORA BAYCARE UROLOGY			4	100%	4
COVENIENT CARE MEDICAL CLINIC			4	100%	4
MD NOW URGENT CARE - DELRAY WEST			4	100%	4
MEDEXPRESS URGENT CARE LAVALE		4			4
INTRACOASTAL LABS INC		4			4
HEALTHCARE NETWORK OF SOUTHWEST FLORIDA			4	100%	4
LOUISIANA DEPT. OF HEALTH AND HOSPITALS-INFECTIOUS DISEASE EPI SECTION			4	100%	4
ACCESS RECOVERY SOLUTIONS LLC			4	100%	4
WESLEY CHAPEL INTERNAL MEDICINE AND PEDIATRICS			4	100%	4

COVID-19: testing by laboratory

Data through Feb 20, 2021 verified as of Feb 21, 2021 at 09:25 AM

Data in this report are provisional and subject to change.

The numbers in the table below represent the number of Florida and non-Florida residents for whom test results were received by the Department of Health. A person can be tested by more than one laboratory and can have both positive and negative results. **Therefore, the sum of the numbers in each column will be larger than the total number of people tested.**

Reporting lab	Inconclusive	Negative	Positive	Percent positive	Total
Kroger 449 - The Little Clinic Mountain Park		4			4
PINELLAS POINT NURSING AND REHAB			4	100%	4
MINUTE CLINIC, LLC #4650		4			4
MONTANA DEPARTMENT OF PUBLIC HEALTH & HUMAN SERVICES			4	100%	4
CLINICAL LABORATORIES OF THE BUFFALO		3	1	25%	4
NOT GIVEN		1	3	75%	4
CVS MA2172POCT NORTH GRAFTON		4			4
UF HEALTH PATHOLOGY LABORATORIES			4	100%	4
IMMUNOGENOMICS LLC		1	3	75%	4
MINUTECLINIC #8760		4			4
CVS MA394POCT SEEKONK		4			4
DERMATOLOGY SPECIALISTS OF FL - DR. JON WARD			4	100%	4
MEMORIAL HEALTHCARE SYSTEM		1	3	75%	4
OHSU MOLECULAR MICROBIOLOGY LAB		3	1	25%	4
HEALTHY MINORS PEDIATRIC URGENT CARE		4			4
DEVEREUX FLORIDA CHILDRENS CENTER			4	100%	4
AFFINITY URGENT CARE			4	100%	4
MINUTECLINIC DIANOSTIC OF VIRGINA, LL		3	1	25%	4
JOSEF SCHENKER, MD, PC		4			4
Advanced Care Center			4	100%	4
BOONE DRUG & HEALTHCARE AT DEERFIELD			4	100%	4
GENEVA GENERAL HOSPITAL LABORATORY		3	1	25%	4
PRINCETON BMC LABORATORY		4			4
ALLIANCE PEDIATRICS PA			4	100%	4
LEVY COUNTY SHERRIF'S DEPT			4	100%	4
MEMORIAL HEALTH CARE SYSTEMS			4	100%	4
ADVENTHEALTH NEW SMYRNA BEACH COMMUNITY HEALTH			4	100%	4
POWERS PEDIATRICS			4	100%	4
PHYSICIANS IMMEDIATE CARE AURORA			4	100%	4
MINUTECLINIC DIAG OF IND, LLC #6472		4			4
UNIVERSITY OF WASHINGTON MEDICAL CENTER (UWMC) EMERGENCY DEPT.			4	100%	4
MINUTECLINIC, DIAGNOSTIC OF TEXAS, LL		4			4
CVS OH3301POCT WOODMERE		4			4
WINCHESTER MEDICAL CENTER			4	100%	4
State Lab Unspecifd			4	100%	4
MONROE COUNTY DEPT OF PUBLIC HEALTH ST		4			4
SOUTHEASTERN REGIONAL MEDICAL CENTER			4	100%	4
CVS MD2956POCT NEW MARKET		3	1	25%	4
GRAND VILLA OF LAKELAND		4			4
UNC HOSPITAL/MCLENDON CLINICAL LABORATORIES			4	100%	4
MD ANDERSON			4	100%	4
MINUTECLINIC DIAGNOSTIC OF PENNSYLVAN		3	1	25%	4
EMORY UNIVERSITY HOSPITAL		1	3	75%	4
KENTUCKY CABINET FOR HEALTH AND FAMILY SERVICES			4	100%	4
MINUTECLINIC DIAGNOSTIC OF RHODE ISLAN		4			4
MEDEXPRESS URGENT CARE PLEASANT HILLS		3	1	25%	4
CVS MINUTE CLINIC DIAGNOSTIC OF KANSAS, PA		4			4

COVID-19: testing by laboratory

Data through Feb 20, 2021 verified as of Feb 21, 2021 at 09:25 AM

Data in this report are provisional and subject to change.

The numbers in the table below represent the number of Florida and non-Florida residents for whom test results were received by the Department of Health. A person can be tested by more than one laboratory and can have both positive and negative results. **Therefore, the sum of the numbers in each column will be larger than the total number of people tested.**

Reporting lab	Inconclusive	Negative	Positive	Percent positive	Total
CHILDREN'S MEDICAL GROUP		4			4
MINUTE CLINIC OF KANSAS PA		1	3	75%	4
CVS MINUTE CLINIC DIAGNOSTIC OF TEXAS		3	1	25%	4
CVS DC1340POCT WASHINGTON		4			4
Westminster Manor		3	1	25%	4
UNIVERISTY OF MIAMI			4	100%	4
LEE MEMORIAL HEALTH SYSTEM D/B/A LEE COMMUNITY		4			4
MERCY URGENT CARE			4	100%	4
INVERNESS FAMILY CARE HIGH RISK PLLC			4	100%	4
BAYLOR ESOTERIC AND MOLECULAR LAB			4	100%	4
MEDEXPRESS URGENT CARE - TULSA, S YALE AVE		4			4
CVS NY549POCT RIDGEWOOD		2	2	50%	4
CVS TX8387POCT AUSTIN		4			4
CVS NJ836POCT RUNNEMEDE		4			4
MEDEXPRESS URGENT CARE - SOUTH PARKERSBURG		4			4
BENEVA LAKES HEALTHCARE & REHAB CENTER			4	100%	4
Mill Valley Care Center		4			4
MINUTECLINIC DIAG OF IND, LLC #10190		4			4
HAMPTON ALF AT 24TH ROAD LLC			4	100%	4
THE DOCTORS CENTER HEALTHCARE-SOUTHSIDE		1	3	75%	4
OKLAHOMA STATE UNIVERSITY DIAGNOSTIC LAB			4	100%	4
BAPTIST HEALTH URGENT CARE AT PLANTATION		3	1	25%	4
Health Care Center of Jacksonville			4	100%	4
SONIC REFERENCE LABORATORY			4	100%	4
LRHS Southeastern University		3	1	25%	4
CELAL GUROL ERBAY, MD			4	100%	4
Crowne Health Care of Montgomery		4			4
INDUSTRY LAB DIAGNOSTIC PARTNERS			4	100%	4
MEDEXPRESS URGENT CARE, FAIRMONT		4			4
MAINE DEPARTMENT OF HEALTH AND HUMAN SERVICES			4	100%	4
LIFEHOPE LABS			4	100%	4
REHABILITATION CENTER OF WINTER PARK,THE			4	100%	4
CAREATC, INC.			4	100%	4
MEDEXPRESS URGENT CARE - FORT WORTH S		3	1	25%	4
MEDEXPRESS URGENT CARE - SUMMERSVILLE, WEBSTER RD		4			4
SIGNATURE CARE EMERGENCY CENTER		2	2	50%	4
CELEBRATION PEDIATRICS			4	100%	4
Metro West Nursing and Rehab			4	100%	4
COMPASSION PEDIATRICS			4	100%	4
Rutgers Health Rwj University Hospital - Laboratory		2	2	50%	4
Sunrise Health and Rehabilitation Center			4	100%	4
FAMILY MEDICINE AT WINTER PARK			4	100%	4
INFINITI LABS INC			4	100%	4
CVS OH2342POCT WEST CHESTER		3	1	25%	4
CAREWELL 202			4	100%	4
OVIDO CHILDRENS HEALTH CENTER LLC		1	3	75%	4
CORIZON HEALTH INC			4	100%	4

COVID-19: testing by laboratory

Data through Feb 20, 2021 verified as of Feb 21, 2021 at 09:25 AM

Data in this report are provisional and subject to change.

The numbers in the table below represent the number of Florida and non-Florida residents for whom test results were received by the Department of Health. A person can be tested by more than one laboratory and can have both positive and negative results. **Therefore, the sum of the numbers in each column will be larger than the total number of people tested.**

Reporting lab	Inconclusive	Negative	Positive	Percent positive	Total
SANFORD SOUTH UNIVERSITY		4			4
BOND & STEELE CLINIC PA D/B/A BOND CLINIC PA		4			4
PALM BEACH CANCER INSTITUTE			4	100%	4
WINTER PARK INTERNAL MEDICINE MD PA		3	1	25%	4
MINUTECLINIC MINUTECLINIC #921		4			4
PANCARE HEALTH YOUNGSTOWN			4	100%	4
THONOTOSASSA COMMUNITY HEALTH CENTER		1	3	75%	4
WILLIAM A HINTON STATE LABORATORY INSTITUTE		1	3	75%	4
MARION AND BERNARD L SAMSON NURSING CENTER			4	100%	4
DYNACARE LABORATORIES			4	100%	4
CVS HEALTH, #2043		4			4
PEACEHEALTH LABORATORIES		3	1	25%	4
MINUTECLINIC DIAGNOSTIC OF WISCONSIN, LLC		4			4
DIAMOND SPEEDWAY DIALYSIS		1	3	75%	4
PEDIATRICS IN BREVARD-COCOA BEACH		2	2	50%	4
MEDEXPRESS URGENT CARE - LOGAN		4			4
DEPARTMENT OF HEALTH AND HUMAN SERVICES		2	2	50%	4
PRIMECARE		2	2	50%	4
LIFEPLUS HEALTHCARE GROUP INC		4			4
CVS GA2236POCT WOODSTOCK		4			4
AIREVAC INTERNATIONAL		4			4
URGENT CARE - OCONEE		2	2	50%	4
LIFE CARE HOME HEALTH SERVICES LLC		1	3	75%	4
MARSHFIELD LABORATORIES			4	100%	4
MINUTECLINIC, LLC #1796		3	1	25%	4
BETHPAGE EXTENDED HOURS CENTER		4			4
SJH			4	100%	4
MAILBOX DIAGNOSTICS		2	2	50%	4
CELERION			4	100%	4
ManorCare Health Services Camp Hill		4			4
COMMUNITY HEALTH CENTER OF WEST PALM BEACH			4	100%	4
TRUE HEALTH- HOFFNER		3	1	25%	4
MINUTE CLINIC DIAGNOSTIC MED GRP		3	1	25%	4
COMPREHENSIVE CLINICAL RESEARCH, LLC			4	100%	4
MORGAN STANLEY HEALTH CENTER		4			4
CVS GA2147POCT KENNESAW		3	1	25%	4
MEDEXPRESS URGENT CARE - SOMERSET TOWNSHIP		4			4
GRAND AVE PHARMACY			4	100%	4
ELITE MEDICAL CENTER			4	100%	4
L3HARRIS FAMILY MEDICAL CENTER			4	100%	4
VIDANT MEDICAL CENTER			4	100%	4
MEDEXPRESS URGENT CARE - MOUNTAIN HOME		3	1	25%	4
EPI			4	100%	4
JUPITER CLINIC			4	100%	4
MINUTE-CLINIC DIAGNOSTIC OF VIRGINIA,		4			4
ADVENTHEALTH MEDICAL GROUP PEDIATRICS		1	3	75%	4
WALGREENS #07034		4			4

COVID-19: testing by laboratory

Data through Feb 20, 2021 verified as of Feb 21, 2021 at 09:25 AM

Data in this report are provisional and subject to change.

The numbers in the table below represent the number of Florida and non-Florida residents for whom test results were received by the Department of Health. A person can be tested by more than one laboratory and can have both positive and negative results. **Therefore, the sum of the numbers in each column will be larger than the total number of people tested.**

Reporting lab	Inconclusive	Negative	Positive	Percent positive	Total
SYNEXUS CLINICAL RESEARCH US INC		2	2	50%	4
MASSASHUSETTS STATE LAB INSTITUTE		1	3	75%	4
CARE ONE PRIMARY CARE			4	100%	4
MEDEXPRESS URGENT CARE HUNTINGTON		4			4
Grace Rehabilitation of Vero Beach		4			4
CAYUGA COUNTY HEALTH DEPARTMENT		3	1	25%	4
SunTerrace Health Care Center		3	1	25%	4
REFUGE A HEALING PLACE, THE			4	100%	4
CRESTAR LABS		2	2	50%	4
FLORIDA CANCER SPECIALISTS AND RESEARCH		2	2	50%	4
MINUTECLINIC DIAG OF IND LLC #1367		4			4
Oakwood - North Baldwins Center for Living		4			4
BETH ISRAEL MEDICAL CENTER LABS		4			4
HEART OF FLORIDA HEALTH CENTER INC		1	3	75%	4
FLORENCE - HUNTSVILLE HOSPITAL URGENT CARE		3	1	25%	4
ENCOMPASS HOME HEALTH		4			4
USCG SECTOR ST PETE		1	3	75%	4
PELICAN LANDING		1	3	75%	4
DEACONESS HOSPITAL			4	100%	4
MEDEXPRESS URGENT CARE - MBURG COMMONS		4			4
MEDEXPRESS URGENT CARE - PRINCETON		4			4
WYOMING PUBLIC HEALTH LAB			4	100%	4
ARCPPOINT LABS OF FORT LAUDERDALE, FL CENTRAL		1	3	75%	4
LAKE FOREST PARK OP CO LLC		4			4
CVS PA233POCT NEWTOWN SQUARE		4			4
NEULIFE NEUROLOGICAL SERVICES LLC			4	100%	4
BELLIN HEALTH LAB		1	3	75%	4
CVS SC2736POCT MURRELLS INLET		4			4
APOPKA FAMILY HEALTH CENTER		3	1	25%	4
QUALITY MEDICAL CARE			4	100%	4
MEDEXPRESS URGENT CARE - TEAYS VALLEY		3	1	25%	4
CARENOW URGENT CARE - WINTER SPRINGS		3	1	25%	4
FLORIDA HEALTH CARE PLANS STIRLING CENTER			4	100%	4
MEDLAB INC		4			4
ADVENT HEALTH - TUSKAWILLA		4			4
CONSULATE HEATH CARE AT WEST ALTAMONTE			4	100%	4
FLORIDA MEDICAL ASSOCIATES LLC			4	100%	4
ARKANSAS DEPARTMENT OF HEALTH			4	100%	4
ASCENSION ST VINCENT'S MEDICAL CENTER		3	1	25%	4
MINUTE CLINIC DIAG OF IND LLC #8674		4			4
MEDEXPRESS - NEWARK		4			4
BIRMINGHAM VAMC		1	3	75%	4
COURTYARD GARDENS OF BOYNTON BEACH, LLC		1	3	75%	4
MINUTECLINIC, LLC #1431		3	1	25%	4
CVS TN7698POCT KNOXVILLE		4			4
MEDEXPRESS - NEW CASTLE, DUPONT HWY		4			4
FLORIDA HOSPITAL ALTAMONTE		2	2	50%	4

COVID-19: testing by laboratory

Data through Feb 20, 2021 verified as of Feb 21, 2021 at 09:25 AM

Data in this report are provisional and subject to change.

The numbers in the table below represent the number of Florida and non-Florida residents for whom test results were received by the Department of Health. A person can be tested by more than one laboratory and can have both positive and negative results. **Therefore, the sum of the numbers in each column will be larger than the total number of people tested.**

Reporting lab	Inconclusive	Negative	Positive	Percent positive	Total
COVID TESTING LLC			4	100%	4
TALLAHASSEE MEMORIAL HEALTHCARE			4	100%	4
NEMOURS CHILDREN'S CLINIC			4	100%	4
VITAL CARE URGENT CARE			4	100%	4
GUTHRIE MEDICAL GROUP - CORNING		3	1	25%	4
CARENOW URGENT CARE-HERMITAGE			4	100%	4
HARBOUR ISLAND PEDIATRICS LLC			4	100%	4
MINUTECLINIC, LLC, DBA MINUTECLINIC #6		4			4
UNDERGROUND FREE CLINIC		4			4
CELEBRATION PEDIATRICS PA			4	100%	4
PDL PHARMACY CORP			4	100%	4
UNION CITY MANOR NURSING CENTER		4			4
GASTROENTEROLOGY ASSOC OF PENSACOLA, PA		2	2	50%	4
TARPON SPRINGS PEDIATRICS, LLC			4	100%	4
PORT ORANGE NURSING & REHAB			4	100%	4
MEDEXPRESS URGENT CARE - WEIRTON		4			4
EXPRESS TESTING-ONE			4	100%	4
MINUTECLINIC DIAG OF IND LLC #8651		3	1	25%	4
FIFTH AVENUE PEDIATRICS		3	1	25%	4
HUNT CLUB MEDICAL CARE			4	100%	4
GENUS DIAGNOSTICS			4	100%	4
MINUTECLINIC DIAGNOSTIC OF TN, PC 6304		2	2	50%	4
PILGRIM PHARMACY INC		4			4
INTERMARKET FACILITY			4	100%	4
DTR LABS		3	1	25%	4
MEDEXPRESS URGENT CARE SHADYSIDE		3	1	25%	4
ALVARO J DANGOND MD PA		4			4
FHCP - ORMOND BEACH			4	100%	4
GEORGE E WEEMS MEMORIAL HOSPITAL LAB		3	1	25%	4
FISHERMEN'S HOSPITAL			4	100%	4
DISCOVERY VILLAGE AT DEERWOOD			4	100%	4
CVS CT1123POCT SOUTHBURY		4			4
DEPARTMENT OF HEALTH/ NEW YORK			4	100%	4
MINUTECLINIC DIAGNOSTIC OF VIRGINIA, LLC #1656		4			4
MEDEXPRESS URGENT CARE - FREDERICK		4			4
MINUTECLINIC DIAGNOSTIC OF NORTH CAROLINA PC #7054		3	1	25%	4
BLUETAIL MEDICAL GROUP, LLC		3	1	25%	4
ANTHONY-BROWN PHARMACY		4			4
HOME DOCS		2	2	50%	4
MINUTECLINIC OF NEVADA-2955 S FT APACH		4			4
MINUTECLINIC DIAGNOSTIC OF OHIO #3407		4			4
CALIFORNIA DEPARTMENT OF PUBLIC HEALTH			4	100%	4
BAPTIST HEALTH MEDICAL CENTER			4	100%	4
CVS GA7064POCT STOCKBRIDGE		4			4
CAPITAL HEALTH LABORATORY INC			4	100%	4
RELIANT ACUTE CARE			4	100%	4
OMNICARE PHARMACY OF TEXAS 1		4			4

COVID-19: testing by laboratory

Data through Feb 20, 2021 verified as of Feb 21, 2021 at 09:25 AM

Data in this report are provisional and subject to change.

The numbers in the table below represent the number of Florida and non-Florida residents for whom test results were received by the Department of Health. A person can be tested by more than one laboratory and can have both positive and negative results. **Therefore, the sum of the numbers in each column will be larger than the total number of people tested.**

Reporting lab	Inconclusive	Negative	Positive	Percent positive	Total
ST. MARY'S HOSPITAL			4	100%	4
ACCENT PHYSICIAN SPECIALISTS PA		4			4
SIGNATURE CARE MONTROSE		2	2	50%	4
PALMS WEST HOSPITAL			4	100%	4
Kroger 124 - The Little Clinic University		3	1	25%	4
MIAMI COMMUNITY HEALTH CENTER INC		1	3	75%	4
SOUTH FLORIDA PEDIATRIC PARTNERS			4	100%	4
Park Ridge Nursing Center		3	1	25%	4
IMIC INC RESEARCH			4	100%	4
MINUTECLINIC, LLC #5707		4			4
MEDEXPRESS URGENT CARE - MARKHAM STREE		3	1	25%	4
REELFOOT FAMILY WALK IN CLINIC		3	1	25%	4
LATCHER LABORATORY OF A O FOX MEMORIAL		2	2	50%	4
DEPARTMENT OF PATHOLOGY ROME MEMORIAL		3	1	25%	4
AHC of Mckenzie		4			4
STEUBEN COUNTY PUBLIC HEALTH		4			4
LEE COMMUNITY HEALTHCARE INC NORTH FORT MYERS		4			4
PM PEDIATRICS OF SELDEN PLLC		4			4
BARTON MEMORIAL HOSPITAL		3	1	25%	4
CROSSVILLE MEDICAL GROUP		1	2	67%	3
MPG JACKSONVILLE ATLANTIC BLVD		1	2	67%	3
LAKEVIEW HEALTHCARE SYSTEM LLC			3	100%	3
LOYOLA UNIVERSITY MEDICAL CENTER LABORATORY			3	100%	3
EAST TENNESSEE CHILDREN'S HOSPITAL		2	1	33%	3
LPG PRIMARY CARE AT MATTHEW DRIVE		3			3
MEDICAL SERVICES OF AMERICA HOME HEALTH		3			3
COASTAL SKIN SURGERY AND DERMATOLOGY PL		3			3
PARKWAY DRUGS OF ONEIDA COUNTY NORTH I		2	1	33%	3
Kennedy University Hospital -Wash Twp L		3			3
MC DIAGNOSTIC OF CONNECTICUT, PC #114		3			3
SOUTH MIAMI HOSPITAL			3	100%	3
Hunterdon Medical Center Laboratory		3			3
IOWA DEPARTMENT OF PUBLIC HEALTH			3	100%	3
US SPECIALTY LABS			3	100%	3
DEPARTMENT OF HEALTH AND ENVIRONMENTAL CONTROL			3	100%	3
Greystone Health Care Center		3			3
SMH PHYSICIAN SERVICES INC		3			3
LPG PRIMARY CARE AT BONITA BAY LIFESTYLE CENTER		2	1	33%	3
CVS IN5696POCT FORT WAYNE		3			3
SUPER HEALTH PHARMACY LLC		3			3
NORTH BROWARD HOSPITAL DISTRICT HEALTHCARE FOR THE HOMELESS			3	100%	3
CVS GA5637POCT VILLA RICA		3			3
CVS SC1540POCT MYRTLE BEACH		2	1	33%	3
KISSIMMEE URGENT CARE		3			3
MEDFUSION		2	1	33%	3
Englewood Health and Rehab			3	100%	3
WINKLER COURT		2	1	33%	3

COVID-19: testing by laboratory

Data through Feb 20, 2021 verified as of Feb 21, 2021 at 09:25 AM

Data in this report are provisional and subject to change.

The numbers in the table below represent the number of Florida and non-Florida residents for whom test results were received by the Department of Health. A person can be tested by more than one laboratory and can have both positive and negative results. **Therefore, the sum of the numbers in each column will be larger than the total number of people tested.**

Reporting lab	Inconclusive	Negative	Positive	Percent positive	Total
MEDEXPRESS-HOUSTON EAST FWY		1	2	67%	3
LAKE MARY PEDIATRICS			3	100%	3
ACCESS HEALTH CARE		2	1	33%	3
INSPIRA MEDICAL CENTER VINELAND LAB		2	1	33%	3
BEEBE MEDICAL CENTER LABORATORY		3			3
PATIENT FIRST - ALLENTOWN			3	100%	3
MEDEXPRESS URGENT CARE-SCOTT TOWNSHIP		3			3
OPTUM PRIMARY CARE - SILVER LAKES			3	100%	3
OHIO DEPARTMENT OF HEALTH LABORATORY		2	1	33%	3
HOPE HEALTH CARE, LLC		3			3
CVS NJ2815POCT E BRUNSWICK		3			3
MEDEXPRESS URGENT CARE - WHEELING		2	1	33%	3
CENTRAL JERSEY URGENT CARE		3			3
DAVENPORT PEDIATRICS PA			3	100%	3
CVS IL8747POCT CHICAGO		3			3
CVS MINUTE CLINIC DIAGNOSTIC MED GRP OF CAL		3			3
SISD EMPLOYEE HEALTH CLINIC			3	100%	3
NONA PEDIATRIC CENTER			3	100%	3
MENORAH MANOR			3	100%	3
OHIO CVS STORES		3			3
HALIFAX HEALTH CARE FOR WOMEN		3			3
MINUTECLINIC DIAG OF IND, LLC #6483		1	2	67%	3
PLAINVIEW PRIMARY CARE		3			3
MEDICAL CENTER OF THE ROCKIES			3	100%	3
GREENTREE MEDICAL CENTER			3	100%	3
JS HEALTHCARE		2	1	33%	3
HCR ManorCare Greentree		3			3
CUMBERLAND MEDICAL CENTER INC		3			3
JUPITER INTERNAL MEDICINE AND ASSOCIATES			3	100%	3
STUYVESANT URGENT CARE		3			3
NEMOURS CHILDRENS PRIMARY CARE HORIZON WEST			3	100%	3
WAL-MART STORES EAST LP		2	1	33%	3
WINDER NURSING INC DBA WINDER HEALTH CARE		3			3
SOFTCELL L-FORM LABORATORIES, LLC			3	100%	3
BAPTIST PRIMARY CARE FERNANDINA BEACH			3	100%	3
VIRGINIA DEPARTMENT OF HEALTH DIVISION OF			3	100%	3
ORANGE COUNTY HEALTH DEPARTMENT		2	1	33%	3
EXETER HOSPITAL		3			3
BRIGHAM AND WOMEN'S HOSPITAL			3	100%	3
CVS GA2841POCT LAWRENCEVILLE		3			3
CLEARWATER		2	1	33%	3
VIRTUA MEMORIAL HOSPITAL BURLINGTON COUNTY		1	2	67%	3
CLINICAL ASSOCIATES OF ORLANDO LLC		3			3
Life Care Center of Citrus County		2	1	33%	3
LAHEY CLINIC MEDICAL CENTER			3	100%	3
ABC PEDIATRICS OF PORT ST LUCIE		3			3
MUNSON MEDICAL CENTER			3	100%	3

COVID-19: testing by laboratory

Data through Feb 20, 2021 verified as of Feb 21, 2021 at 09:25 AM

Data in this report are provisional and subject to change.

The numbers in the table below represent the number of Florida and non-Florida residents for whom test results were received by the Department of Health. A person can be tested by more than one laboratory and can have both positive and negative results. **Therefore, the sum of the numbers in each column will be larger than the total number of people tested.**

Reporting lab	Inconclusive	Negative	Positive	Percent positive	Total
FIRST CARE - MIDDLESBORO			3	100%	3
CVS RI1717POCT 1 CVS DR			3	100%	3
Kroger 627 - The Little Clinic Castleberry		2	1	33%	3
UNITY HEALTH AND REHABILITATION CENTER			3	100%	3
FAMILY TREE MEDICAL GROUP PA		2	1	33%	3
MT CARMEL PHARMACY INC		3			3
QUALITY LABORATORY SERVICE		2	1	33%	3
MONTEFIORE MEDICAL CENTER LABS MONTEFIORE		2	1	33%	3
CORTLAND REGIONAL MEDICAL CENTER		3			3
LEE CONVENIENT CARE AT SUMMERLIN			3	100%	3
ONslow MEMORIAL HOSPITAL LABORATORY		3			3
MEDEXPRESS URGENT CARE - RICHMOND, W BROAD ST		3			3
EMERALD COAST CENTER			3	100%	3
LEESBURG COMMUNITY HEALTH CENTERS			3	100%	3
NORTH DAKOTA DEPT OF HEALTH MICROBIOLOGY		1	2	67%	3
UNIVERSITY OF KANSAS MEDICAL CENTER			3	100%	3
ADVANCED URGENT CARE CENTER OF THE UPPER KEYS		1	2	67%	3
SANFORD MOBILE LAB			3	100%	3
BARONESS ERLANGER HOSPITAL		3			3
MINUTECLINIC, LLC #1452		3			3
SMOKY MOUNTAIN URGENT CARE AND FAMILY MEDICINE CENTER			3	100%	3
SURETOX LABORATORY LLC		2	1	33%	3
RAPID CITY RUGENT CARE			3	100%	3
CARENOW-LEBANON		1	2	67%	3
PEPIN ACADEMIES-PASCO		3			3
AVANTE INVERNESS		1	2	67%	3
Fort Gaines Health and Rehab		3			3
BRANDON REGIONAL EMERGENCY CTR			3	100%	3
BOLING, STEPHANIE		3			3
THE PATHOLOGY LABORATORY		1	2	67%	3
Kroger 635 - The Little Clinic Dacula		3			3
NORTHERN LIGHT LABORATORY		1	2	67%	3
REGIONAL MEDICAL LAB			3	100%	3
GARCIA MORALES NELSON			3	100%	3
CVS PA5890POCT MONROEVILLE		2	1	33%	3
MEDIC INFUSION PA		3			3
DOCTORS HOSPITAL RENAISSANCE			3	100%	3
BRADENTON PHYSICIAN MEDICAL CENTER			3	100%	3
MINUTECLINIC DIAGNOSTIC OF WISCONSIN,		3			3
LAURELLWOOD NURSING CENTER		1	2	67%	3
CTRS			3	100%	3
ALOHA HOME CARE LLC DBA ACCENTCARE HOME HEALTH OF		3			3
NYC PUBLIC HEALTH LABS			3	100%	3
PATHOLOGY REFERENCE LAB LLC			3	100%	3
CVS NJ715POCT WAYNE		3			3
ST. LUKE'S HOSPITAL - BETHLEHEM CAMPUS		1	2	67%	3
BNR PHARMACY INC		3			3

COVID-19: testing by laboratory

Data through Feb 20, 2021 verified as of Feb 21, 2021 at 09:25 AM

Data in this report are provisional and subject to change.

The numbers in the table below represent the number of Florida and non-Florida residents for whom test results were received by the Department of Health. A person can be tested by more than one laboratory and can have both positive and negative results. **Therefore, the sum of the numbers in each column will be larger than the total number of people tested.**

Reporting lab	Inconclusive	Negative	Positive	Percent positive	Total
SUN TERRACE HEALTH CARE CENTER			3	100%	3
HEARTLAND - CHARLESTON OF HANAHAN SC,		3			3
CLINICAL CARE ASSOCIATES, INC			3	100%	3
MINUTE CLINIC LLC # 2033		2	1	33%	3
MEDEXPRESS URGENT CARE-HERSHEY		2	1	33%	3
CVS NC7548POCT FUQUAY VARINA		2	1	33%	3
MINUTECLINIC DIAGNOSTIC OF TN PC #240		3			3
Rosedale Green		3			3
URGENT CARE OF THE SMOKIES			3	100%	3
TAMPA		1	2	67%	3
NASSAU COUNTY HEALTH DEPARTMENT-FERNANDINA BEACH C		3			3
FLORIDA GASTROENTEROLOGY ASSOCIATES PA		3			3
WHITE EARTH IHS MAIN LAB		3			3
GYN PATH SERVICES			3	100%	3
THE CLINIC OF PEDIATRICS & GI MEDICINE, INC			3	100%	3
YORK HOSPITAL - LABORATORY			3	100%	3
EPWORTH VILLAGE RETIREMENT COMMUNITY		3			3
RHEA MEDICAL CENTER		3			3
COVENANT PEDIATRICS		1	2	67%	3
2412 LEBANON PIKE		2	1	33%	3
Kroger 752 - The Little Clinic Central Station		2	1	33%	3
MINUTECLINIC DIAG OF IND, LLC #6648		2	1	33%	3
SENTARA NORFOLK GENERAL HOSPITAL CENTRAL LAB			3	100%	3
BLUE SPRINGS SURGERY CENTER		3			3
CCRX OF NORTH CAROLINA, LLC		2	1	33%	3
ALABAMA DEPT PUBLIC HEALTH			3	100%	3
HEPATOLOGY DIAGNOSTIC LAB			3	100%	3
GADSDEN COUNTY HEALTH DEPARTMENT			3	100%	3
SKIPPACK MEDICAL LAB			3	100%	3
QUATRACOR PLLC		3			3
OHIO HEALTH DOCTORS HOSPITAL			3	100%	3
MARYLAND STATE DEPT OF HEALTH	2		1	33%	3
STRINGFELLOW MEMORIAL HOSPITAL		3			3
CVS CA8850POCT HUNTINGTON BEACH		2	1	33%	3
VILLAGES HEALTH, THE		3			3
WYOMING DEPT OF HEALTH			3	100%	3
FLORIDA HOSPITAL LABORATORIES		3			3
BRENTWOOD SENIOR LIVING AT ST PETE			3	100%	3
HENDRY/GLADES COUNTY HEALTH DEPARTMENT		3			3
CANOPY PEDIATRICS		3			3
ARC POINT LABS OF AUSTIN NORTH			3	100%	3
SEMINOLE FAMILY HEALTH CENTER		3			3
MINUTECLINIC DIAGNOSTIC MED GRP OF SAN		3			3
Kroger 959 - The Little Clinic Carmel		3			3
ADVICE FOR OPTIMAL WELLNESS, INC			3	100%	3
TIFTON CARECONNECT URGENT CARE			3	100%	3
MEDICAL UNIVERSITY SC HOSPITAL			3	100%	3

COVID-19: testing by laboratory

Data through Feb 20, 2021 verified as of Feb 21, 2021 at 09:25 AM

Data in this report are provisional and subject to change.

The numbers in the table below represent the number of Florida and non-Florida residents for whom test results were received by the Department of Health. A person can be tested by more than one laboratory and can have both positive and negative results. **Therefore, the sum of the numbers in each column will be larger than the total number of people tested.**

Reporting lab	Inconclusive	Negative	Positive	Percent positive	Total
CVS TX1104POCT ALLEN		3			3
MARION COUNTY FIRE RESCUE		3			3
LOCH HAVEN PEDIATRICS			3	100%	3
CVS GA2108POCT NORCROSS		1	2	67%	3
LEESBURG REGIONAL MEDICAL CENTER URGENT CARE			3	100%	3
TUFTS MEDICAL CENTER			3	100%	3
SARASOTA PERSONAL MEDICINE		2	1	33%	3
LEXINGTON MEDICAL CENTER		1	2	67%	3
BAPTIST PRIMARY CARE, INC.		2	1	33%	3
CORTLAND COUNTY HEALTH DEPARTMENT		3			3
CVS PHARMACY INC DBA CVS/PHARMACY #10908		3			3
CVS GA3766POCT DACULA		1	2	67%	3
GUIDANCE / CARE CENTER, INC		3			3
BAPTIST HOSPITAL EMPLOYEE HEALTH OFF			3	100%	3
BETTERMED URGENT CARE			3	100%	3
MINUTECLINIC DIAG OF IND, LLC #6910		3			3
SAVANNAH COVE		3			3
EMORY BENNETT VETERANS NURSING HOME		3			3
STEAMBOAT EMERGENCY CENTER			3	100%	3
SOUTH LAKE FAMILY HEALTH CENTER			3	100%	3
VICAR'S LANDING NURSING HOME		2	1	33%	3
HELIX MEDICAL CENTERS		1	2	67%	3
BROOME COUNTY HEALTH DEPARTMENT		2	1	33%	3
Kroger 186 - The Little Clinic Holiday Manor		2	1	33%	3
THOMAS LANGLEY			3	100%	3
CVS NV3210POCT LAS VEGAS		3			3
JOSEPH SCHENKER MD PC		3			3
OPENTRONS PRL		2	1	33%	3
NORTH NAPLES HOSPITAL RESPIRATORY THERAPY DEPARTMENT			3	100%	3
HIALEAH SHORES NURSING AND		2	1	33%	3
CVS IN6605POCT INDIANAPOLIS		2	1	33%	3
MEDEXPRESS URGENT CARE - NORTH LITTLE		2	1	33%	3
NASSAU COUNTY HEALTH DEPARTMENT		3			3
SUPREME LABORATORY			3	100%	3
ASPEN VALLEY HOSPITAL			3	100%	3
PREMIER CLINICAL RESEARCH INSTITUTE INC			3	100%	3
CVS IN7653POCT EVANSVILLE		2	1	33%	3
INDIANA STATE DEPARTMENT OF HEALTH LABORATORIES			3	100%	3
CAPTIAL REGIONAL MEDICAL CENTER			3	100%	3
JOHNNIE RUTH CLARKE LAB			3	100%	3
WINDSOR AT OCALA		2	1	33%	3
PROGRESS PHARMACY INC			3	100%	3
24TH WEAPONS OF MASS DESTRUCTION - CIVIL SUPPORT		3			3
ANN STORCK CENTER INC		3			3
ELITE PRIMARY CARE OF WAYCROSS			3	100%	3
UHEALTH JACKSON URGENT CARE - CUTLER BAY		1	2	67%	3
CVS IN3975POCT JEFFERSONVILLE		2	1	33%	3

COVID-19: testing by laboratory

Data through Feb 20, 2021 verified as of Feb 21, 2021 at 09:25 AM

Data in this report are provisional and subject to change.

The numbers in the table below represent the number of Florida and non-Florida residents for whom test results were received by the Department of Health. A person can be tested by more than one laboratory and can have both positive and negative results. **Therefore, the sum of the numbers in each column will be larger than the total number of people tested.**

Reporting lab	Inconclusive	Negative	Positive	Percent positive	Total
LINCOLN MEDICAL CENTER		3			3
CABELL HUNTINGTON HOSPITAL CLINICAL LAB			3	100%	3
BAYSIDE LABORATORIES INC		3			3
ASSOCIATES IN MEDICINE		1	2	67%	3
RICHMOND CITY DEPARTMENT OF PUBLIC HEALTH			3	100%	3
MEDEXPRESS URGENT CARE-ARLINGTON		2	1	33%	3
CAMPAZZI CONCIERGE MEDICAL SERVICES		2	1	33%	3
BAYCARE MEDICAL GROUP, INC		3			3
CVS MA2297677CV BOSTON		3			3
Gulfport Rehabilitation Center			3	100%	3
MINNEOLA PLACE A HOMEBRIDGE COMMUNITY		3			3
URGENT DOC - URGENT CARE CLINIC			3	100%	3
BROOKDALE LAKE MARY			3	100%	3
ADVENTHEALTH SEBRING- INFECTION CONTROL DEPARTMENT			3	100%	3
ST LUCIE COUNTY HEALTH DEPARTMENT		2	1	33%	3
CVS OH3393POCT AURORA		2	1	33%	3
PARRISH MEDICAL CENTER-WAIVED TESTING		3			3
SANTOS REHABILITATION CENTER INC			3	100%	3
APEX CLINICAL LABORATORIES INC		3			3
SUMNER REGIONAL MEDICAL CENTER		2	1	33%	3
MEDEXPRESS URGENT CARE NORWIN		3			3
HARBOUR'S EDGE		2	1	33%	3
FLAGLER FAMILY MEDICINE PA			3	100%	3
PROPATH			3	100%	3
LIVINGSTON COUNTY DEPT OF HEALTH REPRO			3	100%	3
ADVENT HEALTH - CENTRAL PASCO ER			3	100%	3
HAVEN CUSTEAD CARE CENTER			3	100%	3
MEDEXPRESS URGENT CARE - WEST ST PAUL, ROBERT ST S		3			3
MEDEXPRESS URGENT CARE - WALDORF, CRAIN HWY		3			3
NORTH SHORE HOSP. INFECTION CONTROL			3	100%	3
SUNSHINE STATE DIALYSIS			3	100%	3
ORCHID COVE DAYTONA			3	100%	3
AKRON GENERAL MEDICAL CENTER MAIN		3			3
Bethany Health and Rehab		3			3
TERRACE OF ST CLOUD, THE		2	1	33%	3
BNC Medical Investors, LLC Berrien Nursing & Rehabilitation Center		3			3
DEPARTMENT OF HEALTH AND HUMAN SERVICES DIVISION OF BEHAVIORAL HEALTH		1	2	67%	3
CLINICAL CARE CENTER, INC			3	100%	3
CENTRAL JERSEY URGENT CARE OF BROWN MI		3			3
PROMPT CARE OF CENTRAL FLORIDA LLC			3	100%	3
NORTHCREST MEDICAL CENTER		1	2	67%	3
TMH PHYSICIAN PARTNERS BLOUNTSTOWN			3	100%	3
CVS OH6123POCT CINCINNATI		2	1	33%	3
LAKE PEDIATRICS			3	100%	3
GONZALEZ MD AND ASWAD MD HEALTH SERVICES			3	100%	3
NDX-CORE LAB			3	100%	3
DACH MAIN LAB			3	100%	3

COVID-19: testing by laboratory

Data through Feb 20, 2021 verified as of Feb 21, 2021 at 09:25 AM

Data in this report are provisional and subject to change.

The numbers in the table below represent the number of Florida and non-Florida residents for whom test results were received by the Department of Health. A person can be tested by more than one laboratory and can have both positive and negative results. **Therefore, the sum of the numbers in each column will be larger than the total number of people tested.**

Reporting lab	Inconclusive	Negative	Positive	Percent positive	Total
SPARROW CENTRAL LAB			3	100%	3
ROANE MEDICAL CENTER		2	1	33%	3
MEDEXPRESS URGENT CARE-CHIPPEWA		2	1	33%	3
MINUTECLINIC, LLC #09202		2	1	33%	3
FELICIDAD MEDICAL CENTER INC			3	100%	3
Kroger 339 - The Little Clinic Highlands - Bardstown Road		3			3
TRUE HEALTH – LAKE UNDERHILL		3			3
DELAWARE PUBLIC HEALTH LABORATORY		1	2	67%	3
COVANCE CLS			3	100%	3
CVS TN7289POCT SIGNAL MOUNTAIN		3			3
IMMERSION RESIDENTIAL LLC			3	100%	3
IVY CREEK URGENT CARE OF ENTERPRISE			3	100%	3
CVS M05655POCT LIBERTY			3	100%	3
MINUTECLINIC DIAG OF IND, LLC #8645		3			3
MID FLORIDA CLINICAL LABORATORY		2	1	33%	3
CROWNE HEALTH CARE OF FORT PAYNE		2	1	33%	3
ESTERO FIRE RESCUE		3			3
FLORIDA DEPARTMENT OF HEALTH IN MIAMI DADE COUNTY		2	1	33%	3
BROOKDALE SENIOR LIVING			3	100%	3
GREATER MOBILE URGENT CARE – SPRINGHILL			3	100%	3
BROOKDALE OAKBRIDGE		1	2	67%	3
COMMUNICABLE DISEASE CONTROL/PUBLIC HEALTH EMERGENCY PREPAREDNESS			3	100%	3
NEOGENOMICS LABORATORIES, INC		3			3
MED FUSION			3	100%	3
SPRING LAKE REHABILITATION CENTER			3	100%	3
CARENOW-ATASCOCITA			3	100%	3
UNIVERSITY OF MICHIGAN		2	1	33%	3
FHPG TAMPA PRIMARY CARE			3	100%	3
MINUTECLINIC LLC #5176			3	100%	3
MEDEXPRESS URGENT CARE-PASADENA		3			3
NORTH CAROLINA DEPT OF HEALTH & HUMAN SRVCS STATE LAB OF PUBLIC HEALTH			3	100%	3
CVS MN6811POCT PLYMOUTH		3			3
MINUTECLINIC MINUTECLINIC #3665		3			3
VELOCITY CARE			3	100%	3
MOBIL LAB FOR ALL INC		3			3
MEDFIRST URGENT CARE			3	100%	3
NEWSTAR MEDICAL LABORATORIES		3			3
SIGNATURE CARE PFLUGERVILLE			3	100%	3
SCRIPPS CLINIC MEDICAL			3	100%	3
ADVANCED HEART CARE OF SOUTH FLORIDA		3			3
ADVANCED PEDIATRICS			3	100%	3
MOULTRIE CREEK NURSING AND REHAB			3	100%	3
MINUTECLINIC DIAGNOSTIC OF MICHIGAN, P		3			3
PRISMA HEALTH MIDLANDS			3	100%	3
HOUSTON METHODIST HOSPITAL			3	100%	3
GRADY MEMORIAL HOSPITAL/MICRO			3	100%	3
CUMBERLAND HEIGHTS		3			3

COVID-19: testing by laboratory

Data through Feb 20, 2021 verified as of Feb 21, 2021 at 09:25 AM

Data in this report are provisional and subject to change.

The numbers in the table below represent the number of Florida and non-Florida residents for whom test results were received by the Department of Health. A person can be tested by more than one laboratory and can have both positive and negative results. **Therefore, the sum of the numbers in each column will be larger than the total number of people tested.**

Reporting lab	Inconclusive	Negative	Positive	Percent positive	Total
NORTHWEST FLORIDA CLINICAL LAB		1	2	67%	3
ORLANDO REGIONAL HEALTH SERVICES		1	2	67%	3
RIVER CITY MEDICAL ASSOCIATES INC			3	100%	3
Kroger 758 - The Little Clinic Providence		3			3
CENTRAL DUPAGE HOSPITAL			3	100%	3
ST. PETERSBURG PEDIATRICS- 38TH AVENUE			3	100%	3
CFP PHYSICIANS GROUP			3	100%	3
PREMIER FAMILY AND SPORTS MEDICINE		2	1	33%	3
WELLMED AT APOLLO BEACH BLVD		1	2	67%	3
AUSTIN PUBLIC HEALTH			3	100%	3
COVID PROCESSING SITE			3	100%	3
GAINESVILLE PEDIATRIC ASSOCIATES			3	100%	3
Cleveland Clinic Weston			3	100%	3
COMMUNITY MEDICAL CENTER			3	100%	3
MEDEXPRESS URGENT CARE - WILKES BARRE		2	1	33%	3
NC STATE LABORATORY OF PUBLIC HEALTH		3			3
SCIENTIFIC LABORATORY DIVISION			3	100%	3
FLORIDA HOSPITAL PHYSICIANS GROUP		1	2	67%	3
MEDEXPRESS URGENT CARE - HOLLINS		3			3
MEDEXPRESS URGENT CARE, CHAMBERSBURG		2	1	33%	3
THE OASIS BEACHSIDE		3			3
CARESPOT-WELLINGTON			3	100%	3
VA PRIMARY CARE ANNEX			3	100%	3
MEADOWS AT CYPRESS GARDENS, THE		3			3
SUMMIT MEDICAL GROUP – WEST ORANGE		3			3
MINUTE CLINIC LLC #0169		3			3
MINUTECLINIC DIAG OF IND LLC #6840		3			3
TRANSPLANT GENOMICS INC (EUROFINS)		3			3
CVS NC3319POCT CHARLOTTE		2	1	33%	3
Kroger 125 - The Little Clinic Castle Rock		2	1	33%	3
NOVANT HEALTH PRESBYTERIAN		2	1	33%	3
CARDIOTHORACIC SURGERY OF HYDE PARK			3	100%	3
BAPTIST OUTPATIENT SERVICES			3	100%	3
CVS PA4077POCT BELLE VERNON		3			3
CVS MINUTE CLINIC DIAG OF IND, LLC #6549		3			3
SSM HEALTH ST LOUIS MICROBIOLOGY LABORATORY		1	2	67%	3
ALLIANCE LABS @LRMC			3	100%	3
CAREHERE LLC			3	100%	3
LPG PEDIATRICS AT LEHIGH ACRES		2	1	33%	3
Lakeview Village		3			3
MONROE COUNTY FIRE RESCUE		3			3
COASTAL LABORATORIES OF FLORIDA			3	100%	3
SINAI PLAZA NURSING AND REHAB CENTER			3	100%	3
WALGREENS #07502		3			3
LIFE CARE CENTER OF SKAGIT VALLEY		3			3
INTERNAL MEDICINE AND WOUND CARE SPECIALIST LLC		3			3
MEDEXPRESS URGENT CARE MARTINSBURG		2	1	33%	3

COVID-19: testing by laboratory

Data through Feb 20, 2021 verified as of Feb 21, 2021 at 09:25 AM

Data in this report are provisional and subject to change.

The numbers in the table below represent the number of Florida and non-Florida residents for whom test results were received by the Department of Health. A person can be tested by more than one laboratory and can have both positive and negative results. **Therefore, the sum of the numbers in each column will be larger than the total number of people tested.**

Reporting lab	Inconclusive	Negative	Positive	Percent positive	Total
CARE NOW, INC		1	2	67%	3
PARADISE VILLA ALF INCORPORATED		3			3
Magnolia Health and Rehab Center			3	100%	3
FLORIDA LABORATORY ANALYSIS, LLC			3	100%	3
HEALTHQUEST, INC		2	1	33%	3
CVS TX8351POCT BEAUMONT		3			3
THE MEDICAL GROUP OF SOUTH FLORIDA INC		3			3
PEDIATRICS AND ADOLESCENT MEDICINE		2	1	33%	3
NATURE COAST PRIMARY CARE LAB LLC			3	100%	3
Wynfield Park Health and Rehabilitation		3			3
EXTENDICARE HEALTH & REHAB CENTER		3			3
VA OUTPATIENT CLINIC-NEW PORT RICHEY			3	100%	3
FLORIDA MEDICAL CLINIC -INTERNAL MED DADE CITY			3	100%	3
WALGREENS NO 19542		3			3
MEDEXPRESS URGENT CARE-CLOQUET		3			3
FLORIDA MENTOR-POINT WEST CLUSTER		3			3
SOFTLAB			3	100%	3
CALLE OCHO DIALYSIS			3	100%	3
Marian Manor, Inc		3			3
MERCY HOSPITAL			3	100%	3
ADVANCED MEDICAL RESEARCH CENTER LLC			3	100%	3
HILLVIEW LABORATORY			3	100%	3
ST LUKES HOSPITAL LABORATORY		2	1	33%	3
CVS NC2313POCT RALEIGH		3			3
GRAND VILLA OF MELBOURNE		1	2	67%	3
FAMILY MEDICAL CLINIC HOMESTEAD, LLC			3	100%	3
MICHIGAN HEALTH CLINIC LABORATORIES		2	1	33%	3
ADRIANA M CASTRO MD PA		3			3
OURMED		2	1	33%	3
HARBORCHASE OF STUART			3	100%	3
COOPER UNIVERSITY HOSPITAL LABORATORY		2	1	33%	3
YATES COUNTY PUBLIC HEALTH		3			3
ADVENT HEALTH MEDICAL GROUP FAMILY MEDICINE			3	100%	3
MEDI-DRUG INC		2	1	33%	3
WEST TN HEALTH MED NORTH		3			3
VIRGINIA DIVISION OF CONSOLIDATED LABORATORIES			3	100%	3
CVS IL8751POCT CHICAGO		3			3
MINUTE CLINIC LLC #6765		3			3
AZALEALAND NURSING HOME		3			3
OPTUM OF RED ROAD		3			3
PEDIATRICS BY THE SEA JOG RD OFFICE			3	100%	3
MEDEXPRESS URGENT CARE - WAXAHACHIE, N HIGHWAY 77		1	2	67%	3
NEMOURS CHILDRENS PRIMARY CARE MAITLAND			3	100%	3
GILCHRIST COUNTY HEALTH DEPT			3	100%	3
CENTURY LINK SPORTS COMPLEX			3	100%	3
Bainbridge Health and Rehab		3			3
MAYO		1	2	67%	3

COVID-19: testing by laboratory

Data through Feb 20, 2021 verified as of Feb 21, 2021 at 09:25 AM

Data in this report are provisional and subject to change.

The numbers in the table below represent the number of Florida and non-Florida residents for whom test results were received by the Department of Health. A person can be tested by more than one laboratory and can have both positive and negative results. **Therefore, the sum of the numbers in each column will be larger than the total number of people tested.**

Reporting lab	Inconclusive	Negative	Positive	Percent positive	Total
TAYLOR MANOR		1	2	67%	3
Village on the Green			3	100%	3
LAKELAND REGIONAL HEALTH GRASSLANDS		3			3
Kroger 093 - The Little Clinic Stapleton		2	1	33%	3
HELIX LW UC		1	2	67%	3
MEDEXPRESS URGENT CARE, BELLE VERNON		3			3
MINUTECLINIC, LLC #05814		3			3
Bon Secours Place		2	1	33%	3
Broadview Multi-Care Center		3			3
CVS PA813POCT RICHBORO		3			3
ESCO DRUG CO INC		3			3
PINELLAS PARK HEALTH CENTER - PINELLAS CHD		1	2	67%	3
SUNDALE NURSING HOME		3			3
CLINICAL PATHOLOGY LABORATORIES			3	100%	3
CVS TX8321POCT MCKINNEY		3			3
CVS IN6757POCT COLUMBUS		3			3
PROHEALTH PRIMARY CARE - GLEN OAKS		3			3
MED EXPRESS URGENT CARE PC - MARYLAND		2	1	33%	3
FLORIDA DEPARTMENT OF HEALTH SEMINOLE COUNTY		1	2	67%	3
LUVERNE HEALTH AND REHABILITATION		3			3
FRESENIUS MEDICAL CARE			3	100%	3
NEBRASKA DEPARTMENT OF HEALTH AND HUMAN SERVICES			3	100%	3
SHANDS AT LAKE SHORE LAB		1	2	67%	3
MONTANA PUBLIC HEALTH LAB			3	100%	3
GROVES CENTER			3	100%	3
ALLIED PHYSICIANS GROUP PLLC		3			3
Kroger 388 - The Little Clinic Braelinn Village		3			3
MANORCARE NURSING & REHABILITATION CENTER-NAPLES		3			3
ERIE COUNTY PUBLIC HEALTH CLINICAL		3			3
MEDEXPRESS - WILMINGTON CONCORD PIKE		2	1	33%	3
ATLANTIC SURGERY CENTER OF JACKSONVILLE BEACH		3			3
SOUTH COUNTY MENTAL HEALTH CENTER INC			3	100%	3
COL CROSSROAD		1	2	67%	3
ALLIANCE FOR MULTISPECIALTY RESEARCH		3			3
Westside Terrace		3			3
CELEBRATION PRIMARY CARE ASSOCIATES LLC		3			3
HEALGEN SCIENTIFIC			3	100%	3
TARRANT COUNTY PUBLIC HEALTH		3			3
ACL LABORATORIES INDUSTRIAL TOXICOLOGY			3	100%	3
MODMD LABORATORY		3			3
Kroger 768 - The Little Clinic Leestown Rd		2	1	33%	3
PUBLIC HEALTH TRUST OF MIAMI DADE COUNTY			3	100%	3
CVS NC7213POCT MATTHEWS		3			3
MEDEXPRESS URGENT CARE - LITTLE ROCK		2	1	33%	3
MEDEXPRESS URGENT CARE GREENSBURG		2	1	33%	3
LITTLE SPURS PEDIATRIC URGENT CARE		1	2	67%	3
TIEHH BIOTERRORISM RESPONSE LAB			3	100%	3

COVID-19: testing by laboratory

Data through Feb 20, 2021 verified as of Feb 21, 2021 at 09:25 AM

Data in this report are provisional and subject to change.

The numbers in the table below represent the number of Florida and non-Florida residents for whom test results were received by the Department of Health. A person can be tested by more than one laboratory and can have both positive and negative results. **Therefore, the sum of the numbers in each column will be larger than the total number of people tested.**

Reporting lab	Inconclusive	Negative	Positive	Percent positive	Total
Ocala CBOC		3			3
KINGS BAY PEDIATRICS LLC			3	100%	3
CGH MEDICAL CENTER			3	100%	3
SCHIFF CENTER FOR LIVER DISEASES		1	2	67%	3
COMMUNITY HEALTH CENTERS OF PINELLAS, INC			2	100%	2
MANASOTA PEDIATRICS			2	100%	2
FLORIDA SCHOOL FOR THE DEAF & BLIND			2	100%	2
SAFE PMC		2			2
CVS MO10151POCT SPRINGFIELD		1	1	50%	2
MERCY HEALTH LAB		1	1	50%	2
HERNANDO CHILDREN'S			2	100%	2
CHEROKEE COUNTY HEALTH AND REHAB CENTER		2			2
LAWRENCE GENERAL HOSPITAL			2	100%	2
Kings County Hospital Center			2	100%	2
FIRST PREVENTION AND DIALYSIS CENTER LLC			2	100%	2
DEPT OF HEALTH			2	100%	2
CVS PA1379POCT LANSDALE		2			2
Luther Acres Manor		2			2
Alden Des Plaines			2	100%	2
HCR MANOR CARE SERVICES OF FLORIDA III INC		2			2
DAYTON CHILDRENS HOSPITAL LAB			2	100%	2
PHYSICIANS MEDICAL CENTER		2			2
INTEGRATED REGIONAL LABS			2	100%	2
WALGREENS #3811			2	100%	2
RAPID URGENT CARE - ALBANY			2	100%	2
ALVERNO CLINICAL LABORATORIES			2	100%	2
MEDSTAR HARBOR HOSPITAL			2	100%	2
MEDEXPRESS URGENT CARE- COLUMBIA HEIGH		2			2
NEW BRIDGE MEDICAL CENTER		2			2
DUKE HEALTH REGIONAL HOSPITAL			2	100%	2
POMERENE HOSPITAL			2	100%	2
CVS PA10034POCT PITTSBURGH		2			2
SWEDISH COVENANT HOSPITAL			2	100%	2
MINUTECLINIC, LLC (CLINIC 10928)		2			2
AdventHealth Care Center Orlando North			2	100%	2
MEASE COUNTRYSIDE HOSPITAL CARDIAC REH			2	100%	2
DELRAY BEACH HEALTH CENTER			2	100%	2
MEDEXPRESS URGENT CARE, LANCASTER WEST		1	1	50%	2
CVS NC2771POCT CLAYTON		1	1	50%	2
TULANE MEDICAL CENTER			2	100%	2
SUNSHINE PHARMACY		2			2
CHILDREN'S MEDICAL CENTER-EAST ORLANDO			2	100%	2
CVS MD4371POCT OCEAN CITY		2			2
ACCESS MEDICAL GROUP OF FLORIDA CITY			2	100%	2
SOUTHERN SURGICAL ARTS		2			2
Kroger 426 - The Little Clinic Suwanee		2			2
CARE CENTERS OF NASSAU LLC MINER ROAD NORTH		2			2

COVID-19: testing by laboratory

Data through Feb 20, 2021 verified as of Feb 21, 2021 at 09:25 AM

Data in this report are provisional and subject to change.

The numbers in the table below represent the number of Florida and non-Florida residents for whom test results were received by the Department of Health. A person can be tested by more than one laboratory and can have both positive and negative results. **Therefore, the sum of the numbers in each column will be larger than the total number of people tested.**

Reporting lab	Inconclusive	Negative	Positive	Percent positive	Total
GILCHRIST COUNTY FIRE DEPARTMENT			2	100%	2
CVS OH2518POCT COLUMBUS		1	1	50%	2
DESERT HOSPITAL/CPHU CLINICAL LABORATORY			2	100%	2
CVS PA258POCT MCKEES ROCKS		2			2
URGENT CARE AND SURGERY CENTER			2	100%	2
TALLAHASSEE MEMORIAL HEALTHCARE FAMILY MED RESIDENCY			2	100%	2
MINUTE CLINIC DIAGNOSTIC OF VIRGINIA, LLC #7543		2			2
WEAKLEY COUNTY REHAB AND NURSING CENTER		2			2
CVS MO8581POCT BLUE SPRINGS		1	1	50%	2
OLEAN GENERAL HOSPITAL		2			2
SOUTH TAMPA AFTER HOURS CLINIC			2	100%	2
Timber Ridge Health Care Center			2	100%	2
WALGREENS #10972	1	1			2
LEE MEMORIAL HEALTH SYSTEM D/B/A			2	100%	2
STARMED FAMILY & URGENT CARE			2	100%	2
AGILE URGENT CARE			2	100%	2
Walgreens #5984		2			2
BROOKS -TLC HOSPITAL SYSTEM			2	100%	2
HUMILITY OF MARY HEALTH PARTNERS			2	100%	2
ROPER HOSPITAL			2	100%	2
Heartland Healthcare Center Boca Raton			2	100%	2
EMERALD TRACE		2			2
EXPRESSCARE URGENT CARE CENTER			2	100%	2
CVS MO4850POCT SPRINGFIELD		2			2
CHARLOTTE COUNTY HEALTH DEPARTMENT			2	100%	2
DMC UNIVERSITY LABORATORIES		1	1	50%	2
INTEAM HEALTH, INC.			2	100%	2
NEMOURS CHILDREN'S PRIMARY CARE THE VILLAGES		2			2
Kroger 522 - The Little Clinic Gahanna		1	1	50%	2
MAWD PATHOLOGY GROUP			2	100%	2
ADVENTHEALTH IMAGING LAKE NONA			2	100%	2
INSPIRE HEALTHCARE CENTER			2	100%	2
MEDEXPRESS URGENT CARE - SPRINGFIELD, COOLEY ST		2			2
DEPT OF VA MEDICAL CENTER - RICHMOND		1	1	50%	2
UWMC MONTLAKE DEPT OF LAB MED			2	100%	2
BAPTIST HOSPITAL NURSING/PATIENT CARE			2	100%	2
ManorCare Rehab Center of Marietta		2			2
DASCENA LAB			2	100%	2
CARE ATC SUN HYDRAULICS TALLAVAST			2	100%	2
MIAMI DADE MEDICAL RESEARCH INSTITUTE			2	100%	2
CVS PA7132POCT THORNDALE		2			2
TRUSTBRIDGE			2	100%	2
PM PEDIATRICS OF BAYSIDE PLLC - HOPEWELL JUNCTION		2			2
LEE MEMORIAL HOSPITAL BLOOD GAS LAB			2	100%	2
University Plaza Rehabilitation and Nursing			2	100%	2
GULF COAST MEDICAL CENTER RESPIRATORY CARE			2	100%	2
Walgreens #12427		1	1	50%	2

COVID-19: testing by laboratory

Data through Feb 20, 2021 verified as of Feb 21, 2021 at 09:25 AM

Data in this report are provisional and subject to change.

The numbers in the table below represent the number of Florida and non-Florida residents for whom test results were received by the Department of Health. A person can be tested by more than one laboratory and can have both positive and negative results. **Therefore, the sum of the numbers in each column will be larger than the total number of people tested.**

Reporting lab	Inconclusive	Negative	Positive	Percent positive	Total
CITY OF TALLAHASSEE		2			2
MEDEXPRESS URGENT CARE - LINCOLN VILLA		2			2
Robert Wood Johnson University Hospital		1	1	50%	2
ADVANTA ANALYTICAL LABORATORIES			2	100%	2
JEFFERSON WASHINGTON TOWNSHIP HOSPITAL		2			2
CHAPPEL GROUP RESEARCH, THE		2			2
OCALA REGIONAL KIDNEY CENTER EAST			2	100%	2
PREMIER MEDICAL LABORATORY			2	100%	2
PALOS COMMUNITY HOSPITAL LABORATORY			2	100%	2
MINUTECLINIC DIAGNOSTIC OF TEXAS, LLC #7435		2			2
CVS SC2497POCT LEXINGTON		2			2
MEDICAL CITY DALLAS HOSPITAL			2	100%	2
BLACKWATER RIVER			2	100%	2
MADISON HOSPITAL LABORATORY			2	100%	2
MINUTECLINIC, LLC #4507		2			2
CIGNA GATEWAY			2	100%	2
Birchaven		2			2
STEWART ST ELIZABETH MEDICAL CENTER			2	100%	2
HANOVER ENDOSCOPY CENTER		2			2
CVS IN6572POCT INDIANAPOLIS		2			2
PHYSICIANS LABORATORY SERVICES			2	100%	2
BELLIN HOSPITAL			2	100%	2
SARASOTA MEMORIAL MEDICAL URGENT CARE CENTER			2	100%	2
NORTHWELL HEALTH			2	100%	2
MERCY CONVENIENT CARE			2	100%	2
ADVANCED MEDICAL OF FLORIDA			2	100%	2
ASCENSION ST VINCENT'S RIVERSIDE			2	100%	2
APPLECARE VALDOSTA			2	100%	2
HOLY FAMILY MEDICAL CENTER		1	1	50%	2
JOHN D. ARCHBOLD MEM. HOSPITAL			2	100%	2
COMPLETE HEALTH MEDICAL CENTER			2	100%	2
TRUE HEALTH INC			2	100%	2
SPRING HILL REGIONAL HOSPITAL			2	100%	2
UNIVERSITY COMMUNITY HEALTH SERVICES		1	1	50%	2
RDX BIOSCIENCE INC			2	100%	2
SUNBRIDGE CARE & REHAB FOR DECATUR		2			2
HARRINGTON PARK HEALTH AND REHAB		2			2
ADVANCED MEDICAL CARE			2	100%	2
MINUTECLINIC DIAGNOSTIC OF SC, LLC #4		2			2
NOVA SOUTHEASTERN UNIVERSITY - STUDENT MEDICAL CTR			2	100%	2
Kroger 020 - The Little Clinic Wheat Ridge		2			2
APC PEDIATRICS			2	100%	2
Greystone Nursing and Rehab, LLC			2	100%	2
INTEGRITY CLINICAL RESEARCH CENTER INC		1	1	50%	2
PANCARE HEALTH - SNEADS ELEMENTARY			2	100%	2
FEDERAL CORRECTIONAL INSTITUTION MARIANNA			2	100%	2
Stillwater Healthcare		2			2

COVID-19: testing by laboratory

Data through Feb 20, 2021 verified as of Feb 21, 2021 at 09:25 AM

Data in this report are provisional and subject to change.

The numbers in the table below represent the number of Florida and non-Florida residents for whom test results were received by the Department of Health. A person can be tested by more than one laboratory and can have both positive and negative results. **Therefore, the sum of the numbers in each column will be larger than the total number of people tested.**

Reporting lab	Inconclusive	Negative	Positive	Percent positive	Total
STUDENT HEALTH SERVICES			2	100%	2
MEDEXPRESS URGENT CARE-SALINA, S 9TH ST		2			2
Manor Care-Kingston Court of York PA, LLC		2			2
LRHS Florida Poly Tech		2			2
MEDEXPRESS URGENT CARE - FORT SMITH		2			2
MEMORIAL SLOAN KETTERING CANCER CENTER		1	1	50%	2
MD NOW URGENT CARE MEDICAL CENTERS INC			2	100%	2
NEW YORK CITY CENTRAL COVID			2	100%	2
MINUTECLINIC DIAGNOSTIC OF OHIO #6147		1	1	50%	2
WALKONCLINIC			2	100%	2
KAILOS GENETICS INC			2	100%	2
LEGACY ER AND URGENT CARE			2	100%	2
HEALTH AND WELLNESS URGENT CARE LLC			2	100%	2
LAKEVIEW HEALTH CARE SYSTEM LLC			2	100%	2
Cedar Valley Nursing & Rehab Center		2			2
VA CBOC			2	100%	2
PREMIER MEDICAL CENTER LLC		2			2
SANTA ROSA COUNTY HEALTH DEPARTMENT			2	100%	2
Kroger 130 - The Little Clinic Colorado Springs		2			2
BEAUFORT MEMORIAL			2	100%	2
LINIL VISITING NURSES, INC		2			2
NAVAL MEDICAL CENTER			2	100%	2
NEBRASKA MEDICAL CENTER			2	100%	2
FLORIDA PRIMARY CARE CENTER PA		2			2
JUST BELIEVE RECOVERY CENTER			2	100%	2
Piney Grove Nursing and Rehabilitation Center		2			2
UTMB PATHOLOGY CLINICAL SERVICES LABORATORY			2	100%	2
NEMOURS CHILDREN'S PRIMARY CARE OF VERO BEACH			2	100%	2
TENNESSEE VALLEY HCS			2	100%	2
THE CLUB AT BOYNTON BEACH, LLC			2	100%	2
MALABAR FAMILY PRACTICE		1	1	50%	2
VETERANS AFFAIRS MEDICAL CENTER - GREATER LOS ANGELES			2	100%	2
UNIVERSITY OF MARYLAND MEDICAL CENTER			2	100%	2
KIVA AT MOUNT DORA			2	100%	2
DURAND SENIOR CARE & REHAB CENTER		2			2
Kroger 619 - The Little Clinic Hendersonville Indian Lake		2			2
PEDIATRIC HEALTH CARE		1	1	50%	2
CVS M05724POCT KANSAS CITY		2			2
Church Creek SNF			2	100%	2
FKC AMELIA ISLAND DIALYSIS			2	100%	2
FL DEPT OF HEALTH MARION COUNTY MOBILE HEALTH UNIT			2	100%	2
ELMHURST MEMORIAL HOSPITAL			2	100%	2
OPP HEALTH AND REHABILITATION		2			2
COASTAL MEDICAL LAB			2	100%	2
SHELL POINT HOME HEALTH			2	100%	2
FLAGLER PROFESSIONAL HEALTH CAE SERVICES INC		2			2
CVS KY4779POCT LOUISVILLE		2			2

COVID-19: testing by laboratory

Data through Feb 20, 2021 verified as of Feb 21, 2021 at 09:25 AM

Data in this report are provisional and subject to change.

The numbers in the table below represent the number of Florida and non-Florida residents for whom test results were received by the Department of Health. A person can be tested by more than one laboratory and can have both positive and negative results. **Therefore, the sum of the numbers in each column will be larger than the total number of people tested.**

Reporting lab	Inconclusive	Negative	Positive	Percent positive	Total
MINUTECLINIC DIAG OF IND, LLC #6908		2			2
MINUTECLINIC DIAGNOSTIC, PA #10252		2			2
AZALEA HEALTH AND REHABILITATION		2			2
MAINE CENTER FOR DISEASE CONTROL AND PREVENTION			2	100%	2
UC CORAL GABLES			2	100%	2
Delaware Court Healthcare Center		2			2
BIRMINGHAM INTERNAL MEDICINE ASSOCIATE		1	1	50%	2
BAYCARE LABORATORIES			2	100%	2
PM PEDIATRICS OF BAYSIDE, PLLC - MANHASSET		2			2
SUNCOAST BLOOD BANK			2	100%	2
CLINICAL CARE ASSOCIATES			2	100%	2
BAY CORRECTIONAL AND REHABILITATION FACILITY			2	100%	2
JBSA-SAM HOUSTON			2	100%	2
ADVENTHEALTH MEDICAL GROUP INTERNAL MEDICINE AT			2	100%	2
NAVAL BRANCH MEDICAL CLINIC			2	100%	2
BAPTIST HOSPITAL OF MIAMI MCI BROWARD LABORATORY			2	100%	2
DAVENPORT PEDIATRICS CLERMONT PA		1	1	50%	2
MAJESTIC GUARDIANS			2	100%	2
CLEARWATER PAIN MANAGEMENT ASSOCIATES			2	100%	2
UT PATH			2	100%	2
GOLISANO PEDIATRICS PORT CHARLOTTE HARBOR		2			2
Kroger 739 - The Little Clinic La Grange Road		2			2
BD MEDICAL SYSTEMS			2	100%	2
STARLING AT SAN JOSE			2	100%	2
JACKSON LABORATORY OF GENOMIC MEDICINE		2			2
NYU WINTHROP LABORATORY		2			2
BMC/JACSONVILLE		1	1	50%	2
FLORIDA KEYS PED & ADOLES CTR			2	100%	2
CVS IL4778POCT EVANSTON		2			2
VAULT HEALTH			2	100%	2
POINT OF CARE PRIVATE HEALTH MANAGEMENT			2	100%	2
MINUTECLINIC, LLC #07852		2			2
UMHC HOLLYWOOD LABORATORY			2	100%	2
DALLAS BAPTIST UNIVERSITY - HEALTH SERVICES			2	100%	2
NATIONAL JEWISH HEALTH			2	100%	2
MEDEXPRESS URGENT CARE - SOUTH CHARLESTON		2			2
MEDEXPRESS URGENT CARE-WILKINS TOWNSHIP, WILLIAM PENN HIGHWAY		2			2
SHORE MEDICAL CENTER		2			2
Van Wert Manor		2			2
MEDEXPRESS URGENT CARE - SPRINGDALE, S 40TH STREET		2			2
HEALTH PARTNERS REGIONAL HOSPITAL			2	100%	2
MINUTE CLINIC DIAGNOSTIC OF KANSAS PA		2			2
INTERCOASTAL FAMILY PRATICE			2	100%	2
SYNEOS HEALTH			2	100%	2
CVS NJ862POCT MARLBORO		2			2
CLARA MAASS TRANSITIONAL CARE UNIT		2			2
Iowa Veterans Home		2			2

COVID-19: testing by laboratory

Data through Feb 20, 2021 verified as of Feb 21, 2021 at 09:25 AM

Data in this report are provisional and subject to change.

The numbers in the table below represent the number of Florida and non-Florida residents for whom test results were received by the Department of Health. A person can be tested by more than one laboratory and can have both positive and negative results. **Therefore, the sum of the numbers in each column will be larger than the total number of people tested.**

Reporting lab	Inconclusive	Negative	Positive	Percent positive	Total
Manorcare Health Services West Reading North		2			2
TREASURE COAST URGENT & FAMILY CARE			2	100%	2
WESTMINSTER SUNCOAST			2	100%	2
AUGUSTA HEALTH SKILLED CARE			2	100%	2
POINTE AT NEW PORT PLACE,THE		2			2
UK HEALTHCARE			2	100%	2
Gracemore Nursing and Rehab		2			2
MINUTE CLINIC DIAGNOSTIC OF VIRGINIA, LLC #6292		2			2
EASTSIDE SPORTS COMPLEX			2	100%	2
BIOHEALTH MEDICAL LAB INC			2	100%	2
HEALTH FIRST MEDICAL GROUP			2	100%	2
THE EDGEWATER AND WATERMAN VILLAGE			2	100%	2
KEY WEST HMA PHYSICIAN MANAGEMENT, LLC			2	100%	2
SCIENTIFIC LABORATORY COMPANY		2			2
FLORIDA DEPARTMENT OF HEALTH (FDOH)			2	100%	2
MEMORIAL HOSPITAL OF SOUTH BEND			2	100%	2
STUART SURGERY CENTER, LLC			2	100%	2
WARD MEMORIAL HOSPITAL		2			2
SIGNATURE HEALTHCARE OF MIDDLEBURG		2			2
FLORIDA MEDICAL CENTER			2	100%	2
Robert Cranfield			2	100%	2
University Center East			2	100%	2
REGIONS HOSPITAL LABORATORY			2	100%	2
CVS IN6559POCT AVON		2			2
CENTRAL FLORIDA PRIMARY CARE			2	100%	2
CSS- TWELVE OAKS			2	100%	2
UW HOSPITAL AND CLINICS		1	1	50%	2
CALIFORNIA DIVISION OF COMMUNICABLE DISEASE CONTROL			2	100%	2
NLC LABS			2	100%	2
KISSIMMEE VA OUTPATIENT CLINIC		2			2
GENESIS FAMILY PRACTICE			2	100%	2
John Knox Manor Inc II		1	1	50%	2
LIFT HEALTH		2			2
NEMOURS CHILDREN'S URGENT CARE LAKE NONA			2	100%	2
CVS PA1657POCT YORK		1	1	50%	2
ENCOMPASS HEALTH REHABILITATION OF ALTAMONTE			2	100%	2
CVS MD1515POCT LEONARDTOWN		1	1	50%	2
NATIONWIDE LABORATORY SERVICES		1	1	50%	2
CVS MO8555POCT KANSAS CITY		2			2
BOSTON PUBLIC HEALTH COMMISSION			2	100%	2
MOUNT SINAI AVENTURA DIAGNOSTIC CENTER			2	100%	2
CHNJ		2			2
KANSAS CITY VA MEDICAL CENTER			2	100%	2
NIBHA MEDIRATTA MD PL			2	100%	2
JOHNSON CITY MEDICAL CENTER		1	1	50%	2
KETAMINE HEALTH CENTERS AT BONITA SPRINGS, LLC		2			2
MEDICAL CENTER LABORATORY			2	100%	2

COVID-19: testing by laboratory

Data through Feb 20, 2021 verified as of Feb 21, 2021 at 09:25 AM

Data in this report are provisional and subject to change.

The numbers in the table below represent the number of Florida and non-Florida residents for whom test results were received by the Department of Health. A person can be tested by more than one laboratory and can have both positive and negative results. **Therefore, the sum of the numbers in each column will be larger than the total number of people tested.**

Reporting lab	Inconclusive	Negative	Positive	Percent positive	Total
PREVENTIVE HEALTH PARTNERS I L S C		2			2
BAYSTATE MEDICAL CENTER		1	1	50%	2
Garden Isle Healthcare and Rehabilitation Center		2			2
CENTRAL ARKANSAS VETERANS HEALTHCARE SYSTEM - VETERANS AFFAIRS			2	100%	2
MANATEE MEMORIAL HOSPITAL CLINICAL LABORATORY			2	100%	2
CVS PA2582POCT SPRINGFIELD		2			2
Parkridge Specialty Care		2			2
VIRGINIA DEPT OF HEALTH OFFICE OF EPIDEMIOLOGY			2	100%	2
RRMC CREEKSIDE LAB		2			2
U OF MIAMI MILLER SCHOOL OF MEDICINE			2	100%	2
Jackson Health Care Facility			2	100%	2
WILSON MEMORIAL HOSPITAL			2	100%	2
MEDEXPRESS URGENT CARE - BRIDGEVILLE		2			2
NIAGARA APOTHECARY INC		2			2
GINKGO-IXLAYER		2			2
Walgreens #10207		2			2
AMEDISYS HOME HEALTH OF GREENVILLE			2	100%	2
SPRINGFIELD HOSPITAL LABORATORY			2	100%	2
THE FOUNTAIN AT BOCA CIEGA BAY		2			2
UNIVERSITY OF MIAMI SCCC RESEARCH LABORATORY			2	100%	2
APALACHEE CENTER INC		2			2
FLORIDA DEPARTMENT OF HEALTH PINELLAS COUNTY-			2	100%	2
DOWN HOME MEDICAL			2	100%	2
WALGREENS #05477		2			2
WELL HEALTH LABS			2	100%	2
Tidelands Health Rehabilitation Hospital			2	100%	2
PALM CITY NURSING AND REHAB CENTER			2	100%	2
CVS PA7611POCT ALLISON PARK		2			2
Kroger 745 - The Little Clinic Somerset		2			2
ACCESS LABORATORIES LLC			2	100%	2
PROVIDENCE LABORATORY SERVICES		2			2
CARENOW LENEXA			2	100%	2
MIDDLEBURG PEDIATRICS			2	100%	2
OELWEIN HEALTH CARE CENTER		2			2
UNIVERSITY HOSPITAL OF BROOKLYN		2			2
TEXAS REGIONAL ASTHMA & ALLERGY CENTER			2	100%	2
GRAND VILLA OF DELRAY EAST		2			2
MID - FLORIDA PATHOLOGY LLC		1	1	50%	2
MASSACHUSETTS DEPARTMENT OF HEALTH			2	100%	2
THE HOSPITAL OF PROVIDENCE EMERGENCY ROOM			2	100%	2
CVS NJ837POCT MARLTON		2			2
WEST DADE PEDIATRICS			2	100%	2
MEDEXPRESS URGENT CARE - WEXFORD		2			2
CROSSROADS URGENT CARE DBA URGENT TEA		2			2
MINUTECLINIC MINUTECLINIC #4978		1	1	50%	2
ASSOCIATES IN UROGYNECOLOGY MD LLC		2			2
STAGES OF LIFE MEDICAL INSTITUTE			2	100%	2

COVID-19: testing by laboratory

Data through Feb 20, 2021 verified as of Feb 21, 2021 at 09:25 AM

Data in this report are provisional and subject to change.

The numbers in the table below represent the number of Florida and non-Florida residents for whom test results were received by the Department of Health. A person can be tested by more than one laboratory and can have both positive and negative results. **Therefore, the sum of the numbers in each column will be larger than the total number of people tested.**

Reporting lab	Inconclusive	Negative	Positive	Percent positive	Total
CVS IL8753POCT CHICAGO		2			2
FLORIDA MEDICAL CENTER OF CLEARWATER		2			2
CVS MA447POCT NORTHAMPTON		2			2
WE CARE HOME HEALTH SOLUTIONS LLC			2	100%	2
MIDDLE TENN MENTAL HEALTH INSTITUTE		2			2
DELAWARE DIAGNOSTICS LABS			2	100%	2
MINUTECLINIC DIAGNOSTIC PA #7110		2			2
RIGHT AT HOME			2	100%	2
Kroger 441 - The Little Clinic Middletown		2			2
SMITH NORTHVIEW HOSPITAL LAB			2	100%	2
ACCESS CARE MEDICAL GROUP LLC		2			2
ADVOCATE SHERMAN HOSPITAL			2	100%	2
MEDLOGIC, LLC		2			2
PALM MEDICAL CENTER - PLANT CITY		2			2
SOUTHSIDE FAMILY MEDICAL		2			2
LEGACY ER & URGENT CARE - FRISCO WEST			2	100%	2
MATHER HOSPITAL			2	100%	2
FALCON HEALTH CENTER			2	100%	2
DALLAS VA MEDICAL CENTER - VA NORTH TEXAS HEALTH CARE SYSTEM			2	100%	2
NEW YORK STATE DEPARTMENT OF HEALTH		1	1	50%	2
CVS CA9721POCT ARCADIA		2			2
VEIL VALLEY MEDICAL CENTER			2	100%	2
MARQUESA MEDICAL		2			2
SERENADES BY SONATA		1	1	50%	2
MEMORIAL HERMANN HOSPITAL			2	100%	2
BAYSIDE URGENT CARE CENTER INC			2	100%	2
Workmens Circle Multicare Center		2			2
NEMOURS CHILDRENS PRIMARY CARE			2	100%	2
MARCO ISLAND MEDICAL CENTER			2	100%	2
GEISINGER MEDICAL CENTER		2			2
GRACE HEALTHCARE OF LAKE WALES		1	1	50%	2
WISE HEALTH SYSTEM		1	1	50%	2
CVS SC2269POCT COLUMBIA		2			2
VILLA HEALTH NH LLC			2	100%	2
BAYCARE OUTREACH LAB			2	100%	2
IN & OUT URGENT CARE METAIRIE			2	100%	2
JORDAN VALLEY MEDICAL CENTER			2	100%	2
PARKLAND HEALTH & HOSPITAL			2	100%	2
WARE EXPRESS CARE			2	100%	2
Hartwell Health and Rehabilitation		2			2
ST. MARY'S MEDICAL CENTER EVANSVILLE, INC			2	100%	2
CVS PA2688POCT COLLEGEVILLE		2			2
SANIBEL MEDICAL CLINIC			2	100%	2
CROSSROADS			2	100%	2
MINUTECLINIC DIAGNOSTIC MED GRP OF ORA		1	1	50%	2
WALGREENS #13605		2			2
FLORIDA MEDICAL CLINIC CARDIOLOGY-ZH			2	100%	2

COVID-19: testing by laboratory

Data through Feb 20, 2021 verified as of Feb 21, 2021 at 09:25 AM

Data in this report are provisional and subject to change.

The numbers in the table below represent the number of Florida and non-Florida residents for whom test results were received by the Department of Health. A person can be tested by more than one laboratory and can have both positive and negative results. **Therefore, the sum of the numbers in each column will be larger than the total number of people tested.**

Reporting lab	Inconclusive	Negative	Positive	Percent positive	Total
DEKALB MEDICAL CENTER LABORATORY			2	100%	2
NYU LANGONE HUNTINGTON MEDICAL GROUP		2			2
SWEETWATER NURSING CENTER		2			2
DNA DIAGNOSTICS CENTER		2			2
ST JOSEPH'S HOSPITAL INC			2	100%	2
PEDIATRICS IN NORTH FLORIDA PA			2	100%	2
CVS SC7334POCT LEXINGTON		2			2
ST. JOSEPH REGIONAL MEDICAL CENTER			2	100%	2
UNIVERSITY OF MISSOURI HEALTH CARE			2	100%	2
GOUVERNEUR HOSPITAL LABORATORY		2			2
MEDEXPRESS URGENT CARE - CEDAR KNOLLS		2			2
PINARD HOME HEALTH SERVICES INC			2	100%	2
MINUTECLINIC DIAGNOSTIC OF KANSAS PA		2			2
UT AUSTIN UNIVERSITY HEALTH SERVICES			2	100%	2
CDK LIBERTY ENTERPRISES, LLC		2			2
SOUTHEASTERN INSTITUTE OF RESTORATIVE MEDICINE		1	1	50%	2
LACORP		1	1	50%	2
Holiday Retirement Home			2	100%	2
Macon Valley Nursing and Rehabilitation Center		2			2
HOLY TRINITY PHARMACY LLC		2			2
CVS TN7144POCT BARTLETT		2			2
USCG ABBOTT BINAXNOW		1	1	50%	2
CVS RI326POCT NORTH SMITHFIELD		2			2
WILLAMETTE VALLEY TOXICOLOGY LLC		2			2
SPRINGS MEDICAL LAB		1	1	50%	2
WEST FLORIDA MEDICAL ASSOCIATES, PA			2	100%	2
PENSACOLA MEDICAL CLINIC LLC			2	100%	2
TRINITAS REGIONAL MEDICAL CENTER		1	1	50%	2
EXCEPTIONAL EMERGENCY CENTER - AMARILLO			2	100%	2
Elba Nursing and Rehabilitation Center, LLC		2			2
CARTER BLOOD CARE			2	100%	2
MIDWAY SPECIALTY CARE RX LLC			2	100%	2
MONROE URGENT CARE		2			2
ROCKEFELLER UNIVERSITY CLINICAL GENOMICS LABORATOR		2			2
MIDWAY PRIMARY CARE LLC		2			2
The Grand Rehabilitation & Nursing Utica		2			2
MEDEXPRESS URGENT CARE-SELINGSGROVE		2			2
CVS TX5877POCT PEARLAND		2			2
CREATIVE HEALTH CENTER			2	100%	2
INTERMOUNTAIN MEDICAL CENTER			2	100%	2
MEDEXPRESS URGENT CARE - LINCOLN N 26T		2			2
ADVENTIST HINSDALE HOSPITAL LABORATORY			2	100%	2
ORLANDO HEALTH PHYSICIAN GROUP			2	100%	2
MEDEXPRESS URGENT CARE- ALLISON PARK		1	1	50%	2
BRENTWOOD AT FORE RANCH			2	100%	2
SOUTHERN BREEZE HEALTHCARE		1	1	50%	2
FHCP ASC - ORANGE CITY			2	100%	2

COVID-19: testing by laboratory

Data through Feb 20, 2021 verified as of Feb 21, 2021 at 09:25 AM

Data in this report are provisional and subject to change.

The numbers in the table below represent the number of Florida and non-Florida residents for whom test results were received by the Department of Health. A person can be tested by more than one laboratory and can have both positive and negative results. **Therefore, the sum of the numbers in each column will be larger than the total number of people tested.**

Reporting lab	Inconclusive	Negative	Positive	Percent positive	Total
Kroger 571 - The Little Clinic Hendersonville		1	1	50%	2
AMICUS MEDICAL CENTER LLC			2	100%	2
MURFREESBORO MEDICAL CLINIC		2			2
MEDEXPRESS URGENT CARE - OMAHA N 72 ST		2			2
CVS NH6596POCT HAMPTON		2			2
ASHLEY PEDIATRICS			2	100%	2
CLEVELAND CLINIC FLORIDA LABORATORY			2	100%	2
NEWTON MEMORIAL HOSPITAL		2			2
MINUTECLINIC DIAGNOSTIC OF PA LLC		2			2
Kroger 328 - The Little Clinic Henderson Road		2			2
CVS PA1193POCT JENKINTOWN		2			2
DOUGLASVILLE NURSING AND REHABILITATIO		2			2
Chatham Nursing and Rehab Center		2			2
MINUTECLINIC DIAG OF IND, LLC #6553		2			2
MCLAREN REGIONAL MEDICAL CENTER			2	100%	2
PEACEHEALTH CENTRAL		2			2
HEARTLAND HOME HEALTH CARE		2			2
LPG PRIMARY CARE AT PINE ISLAND		2			2
UNIVERSTIY OF ILLINOIS HOSPITAL			2	100%	2
PUBLIC HEALTH LABORATORY	1		1	50%	2
STATCARE URGENT AND WALK-IN			2	100%	2
FLORIDA DEPARTMENT OF HEALTH IN ESCAMBIA COUNTY		1	1	50%	2
WISCONSIN STATE LABORATORY OF HYGIENE		1	1	50%	2
OAKBRIDGE TERRACE AT SAE			2	100%	2
POPLAR HEALTHCARE			2	100%	2
BAYLOR SCOTT & WHITE COMPREHENSIVE WOUND			2	100%	2
ADVANCE FAMILY PRACTICE LLC□			2	100%	2
LILY PHARMACY		2			2
HOUSTON HEALTH DEPARTMENT - BUREAU OF LABORATORY SERVICES			2	100%	2
OSF SAINT FRANCIS MEDICAL CENTER			2	100%	2
MINUTECLINIC DIAGNOSTICS OF IND LLC		1	1	50%	2
CVS MINUTE CLINIC DIAGNOSTIC OF TN #3293		2			2
PHYSICIANS CARE INC		1	1	50%	2
SOUTH BEND MEDICAL FOUNDATION			2	100%	2
MAGNOLIA ADULT, LLC			2	100%	2
CRUC CMCH-COVID-19		2			2
Kroger 096 - The Little Clinic Orchard and Holly		2			2
QUEST DIAGNOSTICS INCORPORATED			2	100%	2
HAWAII DEPARTMENT OF HEALTH			2	100%	2
YOUTH AND YOU, INC		2			2
BROOKDALE ALTAMONTE SPRINGS			2	100%	2
SOUTHERN TENNESSEE MEDICAL CENTER			2	100%	2
CPL LABS			2	100%	2
HOME CARE PHARMACY OF PALM COAST INC		2			2
FLORIDA CLINICAL LABORATORY INC			2	100%	2
MEDEXPRESS URGENT CARE - BROOKHAVEN		2			2
ADVENT HEALTH CENTRAL TEXAS		1	1	50%	2

COVID-19: testing by laboratory

Data through Feb 20, 2021 verified as of Feb 21, 2021 at 09:25 AM

Data in this report are provisional and subject to change.

The numbers in the table below represent the number of Florida and non-Florida residents for whom test results were received by the Department of Health. A person can be tested by more than one laboratory and can have both positive and negative results. **Therefore, the sum of the numbers in each column will be larger than the total number of people tested.**

Reporting lab	Inconclusive	Negative	Positive	Percent positive	Total
ST JOSEPH'S HOSPITAL NORTH LABORATORY			2	100%	2
CVS NC3803POCT MOORESVILLE		2			2
PruittHealth Lakehaven		2			2
CVS CA9606POCT TEMECULA		2			2
FAMILY FIRST PEDIATRICS			2	100%	2
BOND COMMUNITY HEALTH CENTER			2	100%	2
MD NOW URGENT CARE CENTER INC.			2	100%	2
MINUTECLINIC DIAG OF IND LLC #1138		1	1	50%	2
JULIE STAATS DO		2			2
ADVENTHEALTH IMAGING PARTIN SETTLEMENT			2	100%	2
ACN PHYSICIANS GROUP CORP			2	100%	2
BIONIC TECHNOLOGIES CORPORATION			2	100%	2
HPH HOME CARE		1	1	50%	2
BUFFALO CROSSINGS HEALTHCARE AND REHABILITATION CENTER			2	100%	2
RHODE ISLAND DEPARTMENT OF HEALTH LABORATORIES			2	100%	2
Great Lakes Health Center			2	100%	2
AUSTIN REGIONAL CLINIC MICROBIOLOGY LAB			2	100%	2
UNITED MEMORIAL MEDICAL CENTER			2	100%	2
PROSPECT URGENT CARE			2	100%	2
WEST COAST PEDIATRICS			2	100%	2
CENTRAL FLORIDA FAMILY HEALTH CENTER		2			2
PALMS OF FT MYERS,THE			2	100%	2
ASPIRUS RIVERVIEW HOSPITAL & CLINICS INC		1	1	50%	2
WHITESANDS OUTPATIENT TREATMENT		2			2
STATE OF FLORIDA			2	100%	2
OSF ST JOSEPH MEDICAL CENTER			2	100%	2
UVA HEALTH SYSTEM MEDICAL LABORATORIES			2	100%	2
NASSAU UNIVERSITY MEDICAL CENTER DEPT		1	1	50%	2
GREEN POINT RX INC DBA ALTRU CHEMISTS		2			2
SUMMERFIELD RETIREMENT LIVING, INC			2	100%	2
EASTLAKE MEDICAL CENTER		2			2
CVS MD1881POCT DUNKIRK		2			2
NORTH MCALLEN PEDIATRIC CENTER			2	100%	2
PANCARE HEALTH - FRANKLIN CO			2	100%	2
SYLVAN NURSING			2	100%	2
Huntington Health Care and Rehabilitation Center		2			2
HOME ACCESS HEALTH			2	100%	2
EDGEWATER RETIREMENT MANOR			2	100%	2
GASTROENTEROLOGY ASSOCIATES			2	100%	2
CONWAY MEDICAL CENTER			2	100%	2
RAPID MEDLAB (004MO)		2			2
BOONES CREEK URGENT CARE		1	1	50%	2
CVS NV2928POCT LAS VEGAS		2			2
GALEN BAYLOR EXTENSION		2			2
MORRISTOWN MEMORIAL HOSPITAL		2			2
SARASOTA IMMEDIATE CARE			2	100%	2
RIVERVIEW MEDICAL CLINIC		2			2

COVID-19: testing by laboratory

Data through Feb 20, 2021 verified as of Feb 21, 2021 at 09:25 AM

Data in this report are provisional and subject to change.

The numbers in the table below represent the number of Florida and non-Florida residents for whom test results were received by the Department of Health. A person can be tested by more than one laboratory and can have both positive and negative results. **Therefore, the sum of the numbers in each column will be larger than the total number of people tested.**

Reporting lab	Inconclusive	Negative	Positive	Percent positive	Total
Lakeside Oaks Care Center			2	100%	2
MEDEXPRESS URGENT CARE - MYLAN			2	100%	2
MAYO CLINIC GROUP PRACTICE LABORATORY			2	100%	2
ADVENTHEALTH MEDICAL GROUP PEDIATRICS AT APOPKA		2			2
CONCENTRA - PLANT CITY		2			2
HEALTH EXPRESS URGENT CARE			2	100%	2
SOUTHEAST GEORGIA HEALTH SYSTEM			2	100%	2
AFFORDABLE PRIMARY CARE LLC		2			2
MEDICAL CENTER OF CENTRAL GEORGIA			2	100%	2
SPECTRUM HEALTH			2	100%	2
MEDEXPRESS URGENT CARE - LEDGEWOOD		2			2
CVS IN6713POCT BLOOMINGTON		2			2
VALLEY MEDICAL LABORATORY			2	100%	2
SIGNAL DIAGNOSTICS DBA FLOWHEALTH LABS			2	100%	2
TMH PHYSICIAN PARTNERS MONTICELLO		1	1	50%	2
SPRINGHILL SENIOR RESIDENCE		2			2
First Care Living Center/Essentia Health			2	100%	2
MARTHA A PRICE MD PA		1	1	50%	2
Providence of Sparta Health and Rehabilitation		2			2
DR. G'S URGENT CARE			2	100%	2
ANDERSON COUNTY HOSPITAL			2	100%	2
SOUTH DAKOTA DEPARTMENT OF HEALTH		2			2
H/L of WEst AShley Rhability and Nursing Center		2			2
PEACE RIVER MEDICAL CENTER		2			2
GULF COAST IMMEDIATE CARE CENTER		1	1	50%	2
Kroger 127 - The Little Clinic Lakewood-Alameda		2			2
BLACK STALLION WALK IN AND EXERCISE CLINICS LLC		1	1	50%	2
DIVERSE MEDICAL CARE LLC			2	100%	2
LOWELL GENERAL HOSPITAL			2	100%	2
LABCORP OF AMERICA HOLDINGS		1	1	50%	2
MINUTECLINIC DIAGNOSTIC OF NORTH CARO		2			2
ARCPOINT LABS OF ALTAMONTE SPRINGS			2	100%	2
MINUTECLINIC, LLC, DBA MINUTECLINIC #4		2			2
EXPRESS CARE WALK-IN CLINIC			2	100%	2
CVS SC4286POCT EASLEY		2			2
AFC PHYSICIANS OF FLORIDA, PA			2	100%	2
MEDEXPRESS - WILMINGTON KIRKWOOD HIGHWAY		2			2
GOLDSTEIN			2	100%	2
MC DIAGNOSTIC OF CONNECTICUT, PC #252		1	1	50%	2
COVANCE			2	100%	2
LEGACY LABORATORY SERVICES			2	100%	2
UNIVERISTY OF MEMPHIS ATHLETIC TRAINI		2			2
ONTARIO COUNTY PUBLIC HEALTH		2			2
RENFREW CENTERS INC		2			2
CVS AZ9290POCT PHOENIX		2			2
ESCANDON DIAGNOSTIC CLINIC			2	100%	2
PARKRIDGE MEDICAL CENTER			2	100%	2

COVID-19: testing by laboratory

Data through Feb 20, 2021 verified as of Feb 21, 2021 at 09:25 AM

Data in this report are provisional and subject to change.

The numbers in the table below represent the number of Florida and non-Florida residents for whom test results were received by the Department of Health. A person can be tested by more than one laboratory and can have both positive and negative results. **Therefore, the sum of the numbers in each column will be larger than the total number of people tested.**

Reporting lab	Inconclusive	Negative	Positive	Percent positive	Total
CHI MEMORIAL PRIMARY CARE ASSOCIATES-A		2			2
MEDEXPRESS URGENT CARE - JEANNETTE		2			2
CVS IL3163POCT OAK PARK		2			2
ACM MEDICAL LABORATORY ALLIANCE			2	100%	2
DRR JMC URGENT CARE DONALD ROSS			2	100%	2
LAB CORP OF AMER SAN DIEGO			2	100%	2
Good Samaritan Society Waukon		2			2
Kroger 686 - The Little Clinic Farragut		2			2
Cortland Acres Association		2			2
MINUTECLINIC DIAG OF IND, LLC #5369		1	1	50%	2
MINUTECLINIC, LLC #05891		1	1	50%	2
320 S TRANSIT ST		2			2
LIFETIME FAMILY URGENT CARE			2	100%	2
CONEMAUGH MEMORIAL MEDICAL CENTER		2			2
CHESTERFIELD HEALTHCARE GROUP, INC		2			2
A+ URGENT/PRIMARY CARE			2	100%	2
CHRISTUS SPOHN HOSPITAL			2	100%	2
JRS LABORATORY			2	100%	2
ST JOHN'S RIVERSIDE HOSPITAL		2			2
MEDEXPRESS URGEN CARE - EAST BRUNSWICK		2			2
NORTH MANATEE HEALTH CARE CENTER			2	100%	2
Avanti Wellness and Rehab			2	100%	2
LEHIGH MEDICAL AND RESEARCH CENTER, INC			2	100%	2
Alden Terrace of McHenry			2	100%	2
CVS TX2263POCT SAN ANTONIO		2			2
DOCTORS MEDICAL CTR OF WALTON COUNTY			2	100%	2
MID-FLORIDA HEMATOLOGY AND ONCOLOGY CENTERS		2			2
COMMUNITY HEALTH CENTERS INC			2	100%	2
ATLAS GENOMICS			2	100%	2
MAIN STREET MEDICAL CENTERS		2			2
PALMETTO FAMILY HEALTH CENTER			2	100%	2
441 URGENT CARE-MULBERRY			2	100%	2
BLUEWATER TOXICOLOGY			2	100%	2
SIGNATURE CARE LEWISVILLE-EMERGENCY CENTER		1	1	50%	2
MEDEXPRESS URGENT CARE, HERMITAGE		1	1	50%	2
VITAL CARE CLINIC, LLC			2	100%	2
BAYSHORE MEDICAL CENTER			2	100%	2
Georgiana Health and Rehabilitation, LLC		2			2
NORTH COUNTRY FAMILY HEALTH CENTER INC		2			2
CLEVELAND CLINIC IMAGING			2	100%	2
CERTIVIA LABORATORIES			2	100%	2
BAPTIST HEALTHCARE - LAKEVIEW CENTER INC		2			2
ONE MEDICAL GROUP		1	1	50%	2
Iron County Medical Care Facility		2			2
Sears Coastal Nursing and Rehab		2			2
PHOEBE BERKS HEALTH CARE CENTER		2			2
NEIGHBORCARE PHARMACY SERVICES		2			2

COVID-19: testing by laboratory

Data through Feb 20, 2021 verified as of Feb 21, 2021 at 09:25 AM

Data in this report are provisional and subject to change.

The numbers in the table below represent the number of Florida and non-Florida residents for whom test results were received by the Department of Health. A person can be tested by more than one laboratory and can have both positive and negative results. **Therefore, the sum of the numbers in each column will be larger than the total number of people tested.**

Reporting lab	Inconclusive	Negative	Positive	Percent positive	Total
LEXINGTON PLACE			2	100%	2
87TH MEDICAL GROUP – MCGUIRE AMBULATORY CARE FACILITY		2			2
METROHEALTH SYSTEM			2	100%	2
AMERICAN MEDICAL LABORATORIES			2	100%	2
CVS PA5241POCT CHALFONT		2			2
LAKE BALDWIN			2	100%	2
STARR COUNTY MEMORIAL HOSPITAL			2	100%	2
TMH EC NORTHEAST LABORATORY			2	100%	2
RICHICHI FAMILY HEALTH			2	100%	2
PATIENT FIRST MEDICAL CENTER-CARYTOWN			2	100%	2
CONCENTRA - ORLANDO SOUTH II		2			2
BERGEN COUNTY SURGICAL AND ENDOSCOPY CENTER		2			2
MEMORIAL HERMANN			2	100%	2
DOCTOR’S IN-HOUSE LAB/COMMUNITY HEALTH CENTERS OF PINELLAS – JOHNNIE R			2	100%	2
MEMORIAL HOSPITAL OF CARBONDALE			2	100%	2
THE WINDSOR ORTEGA		2			2
MEDEXPRESS URGENT CARE - ROSS TOWNSHIP		2			2
CVS TX4397POCT CYPRESS		2			2
MOBILE COUNTY HEALTH DEPARTMENT		1	1	50%	2
ORLANDO FAMILY PHYSICIANS INC			2	100%	2
CQUENTIA NGS, LLC			2	100%	2
DELRAY BEACH HEALTH DEPT LAB			2	100%	2
CVS IL1170POCT JOLIET		2			2
STARR CITY OF ROMA COMMUNITY CENTER			2	100%	2
COOPER CLINIC			2	100%	2
QUEST DIAGNOSTICS CLINICAL LABORATORIES INC		2			2
US LABS		2			2
TENNESSEE DEPARTMENT OF HEALTH (TDH) - REGIONAL LABORATORY			2	100%	2
BRITO MEDICAL CENTER			2	100%	2
BENEVA LAKES ASSISTED LIVING CENTER			2	100%	2
Lake Charles Healthcare LLC dba Landmark Lake Charles			2	100%	2
NORTON IMMEDIATE CARE CENTER - PRESTON			2	100%	2
REGIONAL MEDICAL CENTER BAYONET POINT			2	100%	2
CATHOLIC HEALTH LABORATORY SERVICES		2			2
SACRED HEART HOSPITAL ON THE EMERALD			2	100%	2
GIGI WOOD DAVIS DO-FAMILY MEDICINE		2			2
CAREWELL JW - WORCESTER LNC			2	100%	2
LIFESPRING COMMUNITY HEALTH		2			2
INTERNAL MEDICINE ASSOCIATES-DUNELLON			2	100%	2
SANFORD REGIONAL HOSPITAL WORTHINGTON		2			2
CLINICA HISPANIA			2	100%	2
HARBORCHASE OF GAINESVILLE			2	100%	2
ORMOND BEACH URGENT CARE			2	100%	2
BROOKSVILLE DIALYSIS			2	100%	2
MINUTECLINIC, DIAGNOSTIC OF TEXAS, LLC		2			2
CVS HEALTH, #1994		1	1	50%	2
Bedford Care Center of Hattiesburg		2			2

COVID-19: testing by laboratory

Data through Feb 20, 2021 verified as of Feb 21, 2021 at 09:25 AM

Data in this report are provisional and subject to change.

The numbers in the table below represent the number of Florida and non-Florida residents for whom test results were received by the Department of Health. A person can be tested by more than one laboratory and can have both positive and negative results. **Therefore, the sum of the numbers in each column will be larger than the total number of people tested.**

Reporting lab	Inconclusive	Negative	Positive	Percent positive	Total
DASCENA LABORATORY			2	100%	2
ALL4KIDZ PEDIATRICS LLC		2			2
ATHENA CARE RESOURCES LLC		2			2
EXPRESS CARE OF THE SHOALS		1	1	50%	2
MD ANDERSON CANCER CENTER DI BAY AREA			2	100%	2
ORLANDO LUTHERAN TOWERS		1	1	50%	2
Kroger 647 - The Little Clinic Newnan Crossings		1	1	50%	2
BOSTON MEDICAL CENTER			2	100%	2
FLORIDA COMMUNITY HEALTH CENTERS, INC.			2	100%	2
RCA LABORATORY SERVICES LLC			2	100%	2
VELOCITY URGENT CARE			2	100%	2
THOMASVILLE REGIONAL MEDICAL CENTER		2			2
NORTHEAST PEDIATRICS			2	100%	2
MINUTECLINIC 7196		2			2
FLORIDA MEDICAL CLINIC RADIOLOGY DALE MABRY		2			2
BERNHARDT LABORATORIES INC			2	100%	2
LONGWOOD FAMILY MEDICINE			2	100%	2
GULF COAST REGIONAL MEDICAL CARE		2			2
CITRUS PARK			2	100%	2
Kroger 687 - The Little Clinic Sugar Hill		1	1	50%	2
MINUTECLINIC DIAGNOSTIC OF NEVADA-9586		1	1	50%	2
CARESPOT URGENT CARE		1	1	50%	2
STANFORD HEALTH CARE ANATOMIC PATHOLOGY & CLINICAL LAB			2	100%	2
DOCTORS CARE OF PALM COAST			2	100%	2
SUNCREST OMNI		2			2
ARLINGTON DIALYSIS CENTER LLC		2			2
ST LUKES HOSPITAL			2	100%	2
MEMORIAL HEALTH UNIVERSITY MEDICAL CENTER			2	100%	2
CVS OH6185POCT PICKERINGTON		2			2
METHODIST MANSFIELD MEDICAL CENTER			2	100%	2
REELFOOT FAMILY WALK IN CLINIC - TIPT		2			2
CVS TX10140POCT THE WOODLANDS		2			2
HARMONIOUS HOME HEALTH, LLC		2			2
AMI ST FRANCIS HOSPITAL LABORATORY		1	1	50%	2
IN AND OUT URGENT CARE			2	100%	2
NYUMC CLINICAL LABORATORIES			2	100%	2
NORTH DAKOTA VETERANS HOME		2			2
TGH Brandon Healthplex Laboratory			2	100%	2
ALL PEDIATRIC CARE PA			2	100%	2
HEALTH & REHAB CTR AT DOLPHINS VIEW, THE			2	100%	2
DALLAS MEDICAL CENTER			2	100%	2
RIVERSIDE METHODIST HOSPITAL LAB			2	100%	2
Kroger 412 - The Little Clinic Oxford		2			2
ASCENSION ST MICHAEL'S HOSPITAL LAB		1	1	50%	2
ILLINOIS DEPT OF PUBLIC HEALTH LABS			2	100%	2
NORTHSIDE FAMILY MEDICINE AND URGENT CARE (EAST COBB)		2			2
Kroger 673 - The Little Clinic Dallas		1	1	50%	2

COVID-19: testing by laboratory

Data through Feb 20, 2021 verified as of Feb 21, 2021 at 09:25 AM

Data in this report are provisional and subject to change.

The numbers in the table below represent the number of Florida and non-Florida residents for whom test results were received by the Department of Health. A person can be tested by more than one laboratory and can have both positive and negative results. **Therefore, the sum of the numbers in each column will be larger than the total number of people tested.**

Reporting lab	Inconclusive	Negative	Positive	Percent positive	Total
PALM BAY COMMUNITY OUTPATIENT CLINIC		2			2
MINUTECLINIC DIAGNOSTIC PA #3344		2			2
MONICE DR.			2	100%	2
Warren Center for Rehabilitation and Nursing		2			2
INA		1	1	50%	2
MINUTE CLINIC DIAGNOSTIC OF VIRGINIA, LLC #1905		2			2
CVS OH5457POCT POWELL		2			2
DEER'S HEAD CENTER		2			2
UF KANAPAHA LAB BEAKER		2			2
PM PEDIATRICS OF SELDEN, PLLC		2			2
SEASIDE MANOR			2	100%	2
CROSSTOWN PHARMACY		2			2
MINUTECLINIC DIAGNOSTIC OF OHIO #6139		2			2
SOUTHEAST GEORGIA HEALTH SYSTEM, INC D		2			2
WHOLE CHILD PEDIATRICS			2	100%	2
BRANDYWYNE HEALTH CARE CENTER			2	100%	2
NEW GEN LABS			2	100%	2
New Jersey Aim At Smg		2			2
INSPIRIT SENIOR LIVING			2	100%	2
FRESENIUS KIDNEY CARE			2	100%	2
MIDLAND MEMORIAL HOSPITAL			2	100%	2
Kroger 853 - The Little Clinic East Broad Street		2			2
EXPEDIAN URGENT CARE			2	100%	2
FIRST CHOICE MEDICAL PC			2	100%	2
MEDEXPRESS URGENT CARE-MT PLEASANT		1	1	50%	2
CVS SC7567POCT BOILING SPRINGS		1	1	50%	2
WASHINGTON STATE DEPARTMENT OF HEALTH PUBLIC HEALTH LABORATORIES			2	100%	2
PRECISION DIAGNOSTIC INC		2			2
CARE 365			2	100%	2
MILFORD REGIONAL HOSPITAL			2	100%	2
NAPHCARE INC		2			2
RAINY LAKE MEDICAL CENTER			2	100%	2
CARE NOW DENTON			2	100%	2
WELLMED AT FORT PIERCE		1	1	50%	2
MANSFIELD MEDICAL LODGE			2	100%	2
CVS TX7162POCT HOUSTON		2			2
MINUTECLINIC DIAGNOSTIC OF OHIO #6192		2			2
HAMILTON CHD		2			2
WOMENS CARE FLORIDA LLC-LABORATORY		2			2
FLORIDA DEPARTMENT OF HEALTH IN ALACHUA COUNTY -			2	100%	2
UNIVERSITY HEALTH SERVICES RIVER CAMPUS		2			2
MINUTECLINIC DIAGNOSTIC MEDICAL		2			2
ACKERMAN CANCER CENTER		2			2
PLASMA MED RESEARCH DBA		2			2
EAST NAPLES PEDIATRICS			2	100%	2
FHPG_EXP CARE PALM HARBOR			2	100%	2
SPECIALTY LABORATORIES			2	100%	2

COVID-19: testing by laboratory

Data through Feb 20, 2021 verified as of Feb 21, 2021 at 09:25 AM

Data in this report are provisional and subject to change.

The numbers in the table below represent the number of Florida and non-Florida residents for whom test results were received by the Department of Health. A person can be tested by more than one laboratory and can have both positive and negative results. **Therefore, the sum of the numbers in each column will be larger than the total number of people tested.**

Reporting lab	Inconclusive	Negative	Positive	Percent positive	Total
Kroger 448 - The Little Clinic Mason		2			2
SCDHEC BUREAU OF LABORATORIES			2	100%	2
AIRPORT CLINIC			2	100%	2
PINELLAS CHD - CLEARWATER		1	1	50%	2
HAMILTON COUNTY HEALTH DEPARTMENT		2			2
MEMORIAL HERMANN CONSOLIDATED LABORATORY SERVICES			2	100%	2
CVS OH6149POCT UPPER ARLINGTON		1	1	50%	2
VALLEY BAPTIST MEDICAL CENTER: BROWNSVILLE			2	100%	2
THE RIM URGENT CARE			2	100%	2
BROOKDALE PALM BEACH GARDENS			2	100%	2
MARTIN MEDICAL CENTER INC		1	1	50%	2
Medilodge of Montrose		2			2
STOP URGENT CARE			2	100%	2
LABRADOR PRIMARY CARE CENTER			2	100%	2
RAPID RESULT CORP LLC		1	1	50%	2
BFT LAB			2	100%	2
PALM BEACH DIABETES & ENDOCRINE SPECIALISTS PA			2	100%	2
ADVENTHEALTH EAST ORLANDO EMPLOYEE CLINIC		2			2
MINUTECLINIC DIAGNOSTIC OF OHIO #4401		2			2
CLEAR LAKE REGIONAL MEDICAL CENTER			2	100%	2
ASANTE ROGUE REGIONAL MEDICAL CENTER L		2			2
MISSION HOSPITAL REGIONAL MEDICAL CENTER			2	100%	2
MINUTECLINIC #2797		2			2
GERM BUSTERS 911 LLC			2	100%	2
FASTCARE LLC			2	100%	2
OAKMONT WEST- GREENVILLE SC		2			2
SPECTRA LABS		1	1	50%	2
SUMMIT URGENT CARE PS			2	100%	2
BAPTIST HEALTH LEXINGTON			2	100%	2
CVS OH4301POCT NORTHFIELD		2			2
ST. ELIZABETH HEALTHCARE			2	100%	2
CEDARS-SINAI MEDICAL CENTER			2	100%	2
PRECISION CLINICAL RESEARCH			2	100%	2
TRICORE REFERENCE LABORATORY		1	1	50%	2
Hackensack Univ Medical Center At Pasc		1	1	50%	2
CVS MINUTE CLINIC DIAGNOSTIC MED GRP		2			2
RIVER CITY MEDICAL ASSOCIATES, INC			2	100%	2
NEW YORK PSYCHIATRIC INSTITUTE		2			2
MAGNOLIA MANOR OF COLUMBUS		2			2
FULGENT GENETICS HOUSTON		2			2
SIMMONS			2	100%	2
PTC LABORATORIES			2	100%	2
TRINITY DIALYSIS			2	100%	2
MARCO ISLAND HOSPITAL INC D/B/A		1	1	50%	2
MOBILE HEALTH LABS LLC			2	100%	2
TEXAS HEALTH CARE			2	100%	2
POMONA VALLEY COMMUNITY HOSPITAL			2	100%	2

COVID-19: testing by laboratory

Data through Feb 20, 2021 verified as of Feb 21, 2021 at 09:25 AM

Data in this report are provisional and subject to change.

The numbers in the table below represent the number of Florida and non-Florida residents for whom test results were received by the Department of Health. A person can be tested by more than one laboratory and can have both positive and negative results. **Therefore, the sum of the numbers in each column will be larger than the total number of people tested.**

Reporting lab	Inconclusive	Negative	Positive	Percent positive	Total
CORNERSTONE MEDICAL CARE OF BRANDON		2			2
MEDEXPRESS URGENT CARE - MARTINSVILLE		2			2
MINUTECLINIC #1773		2			2
OCALA REGIONAL KIDNEY CENTER-WEST			2	100%	2
BAYMEADOWS PRIMARY CARE		2			2
MINUTECLINIC DIAGNOSTIC OF VIRGINIA, LLC #1416		2			2
NEMOURS CHILDREN'S URGEN CARE			2	100%	2
BIOMAT USA			2	100%	2
CVS MO8556POCT KANSAS CITY		2			2
Walgreens #9278		2			2
FLORIDA DEPARTMENT OF HEALTH IN LEE COUNTY		1	1	50%	2
MEDICAL ASSOCIATES OF BREVARD DR S VYAS			2	100%	2
SUNNYSIDE MANOR		2			2
WURLAND NURSING AND REHABILITATION, L		2			2
UNIVERSITY OF TEXAS AT EL PASO, THE			2	100%	2
MID-FLORIDA PATHOLOGY LLC - MOBILE UNIT # 3			2	100%	2
Good Samaritan Society-Blackduck		1	1	50%	2
MID AMERICA CLINICAL LABS			2	100%	2
TAMPA INTERNATIONAL AIRPORT			2	100%	2
CITY OF NEW YORK DEPARTMENT OF HEALTH			2	100%	2
CVS IL7017POCT BLOOMINGTON		2			2
GENETIC ASSAYS INC			2	100%	2
VOLUNTEERS OF AMERICA OF FLORIDA			2	100%	2
VANAYER HEALTHCARE AND REHAB CENTER		2			2
MEDEXPRESS URGENT CARE-BLOOMFIELD AVEN		2			2
BAYLOR COLLEGE OF MEDICINE			2	100%	2
AFTER HOURS PEDS			2	100%	2
SENDER RETREAT ADULT DAY CARE CENTERS			2	100%	2
INTERNAL MEDICINE & PEDIATRICS WELLNESS CENTER			2	100%	2
MEDAILLE COLLEGE WELLNESS CENTER		2			2
ROCKWALL URGENT CARE			2	100%	2
PICHARDO CLINIC, THE			2	100%	2
FAMILY CARE SPECIALISTS OF ORLANDO			2	100%	2
MEDEXPRESS URGENT CARE FOX CHAPEL		2			2
OUR LADY OF THE LAKE REGIONAL MEDICAL CENTER			2	100%	2
TWELVE OAKS RECOVERY CENTER			2	100%	2
ENVOY OF FORK UNION, LLC DBA ENVOY AT THE VILLAGE		2			2
VA OUTPATIENT PHARMACY			2	100%	2
IVY ROSEN MD PLLC		2			2
MEDEXPRESS URGENT CARE - ANDERSON		2			2
COOK HOSPITAL AND CARE CENTER		1	1	50%	2
GOLDMAN SACHS HEALTH CENTER		2			2
DOCTOR 4 U CLINIC			2	100%	2
KID FIXERS		1			1
Wedgewood Manor		1			1
YOUR KIDS URGENT CARE			1	100%	1
PUBLIC HEALTH LABORATORIES			1	100%	1

COVID-19: testing by laboratory

Data through Feb 20, 2021 verified as of Feb 21, 2021 at 09:25 AM

Data in this report are provisional and subject to change.

The numbers in the table below represent the number of Florida and non-Florida residents for whom test results were received by the Department of Health. A person can be tested by more than one laboratory and can have both positive and negative results. **Therefore, the sum of the numbers in each column will be larger than the total number of people tested.**

Reporting lab	Inconclusive	Negative	Positive	Percent positive	Total
FALKVILLE HEALTHCARE		1			1
HARDIN HEALTH INC		1			1
REHABILITATION CENTER OF SOUTH GEORGIA		1			1
TREASURE COAST MEDICAL CONCIERGE LLC			1	100%	1
Freedom Pointe at The Villages			1	100%	1
CITRONELLE HEALTH AND REHABILITATION CENTER		1			1
OMNI HEALTHCARE INC			1	100%	1
TEXAS HEALTH ARLINGTON MEMORIAL HOSPITAL			1	100%	1
ASANTE THREE RIVERS MEDICAL CENTER LAB		1			1
HARRIS URGENT CARE CENTER			1	100%	1
KEY BISCAYNE PEDIATRIC ASSOCIATES INC			1	100%	1
ST JOHNS PEDIATRICS PA		1			1
SELECT SPECIALTY HOSPITAL - ORLANDO SOUTH			1	100%	1
SOPHIA MEDICAL ASSOCIATES, PC			1	100%	1
UNIVERSITY OF MARYLAND PATHOLOGY ASSOCIATES			1	100%	1
CYPRESS CREEK DIALYSIS CTR			1	100%	1
CLINICAL CARE, INC			1	100%	1
NEW YORK STATE DEPARTMENT OF HEALTH			1	100%	1
CLEVELAND CLINIC FLORIDA WAIVED			1	100%	1
FREDERICK AVENUE GROUP HOME		1			1
EVEXIA DIAGNOSTICS			1	100%	1
MAINE HEALTH AND ENVIRONMENTAL TESTING LABORATORY			1	100%	1
Buena Vista Care Center		1			1
MEDTOWN PHARMACY			1	100%	1
ST VINCENT'S AMBULATORY CARE INC			1	100%	1
LCMC LAB SUBSECTION		1			1
Walgreens #9890		1			1
BREVARD COUNTY JAIL			1	100%	1
BAPTIST HEALTH MEDICAL PLAZA			1	100%	1
CFHC - FROSTPROOF			1	100%	1
WOMENS CARE FLORIDA LLC			1	100%	1
DEVANSH LAB WERKS		1			1
CATHEDRAL GERONTOLOGY CENTER DBA CATHEDRAL CARES			1	100%	1
USCG AIR STATION CLEARWATER CLINIC			1	100%	1
COLONIAL MEDICAL CENTER-EAST ORLANDO			1	100%	1
BAYLOR SCOTT & WHITE MEDICAL SURGICAL CLINIC			1	100%	1
BHS PHYSICIAN NETWORK			1	100%	1
Masonic Medical Research Institute			1	100%	1
WALGREENS # 12338		1			1
VANDERBILT UNIVERSITY MEDICAL CENTER			1	100%	1
CITRUS DERMATOLOGY			1	100%	1
MIAMI CHILDRENS HOSPITAL MIDTOWN OUTPATIENT CENTER			1	100%	1
OMNICARE PHARMACY OF TEXAS 1, LP		1			1
ONslow COUNTY HEALTH DEPARTMENT			1	100%	1
ANY LAB TEST NOW JACKSONVILLE		1			1
CLERMONT PEDIATRICS, PA			1	100%	1
VETERANS AFFAIRS MEDICAL CENTER - EAST ORANGE			1	100%	1

COVID-19: testing by laboratory

Data through Feb 20, 2021 verified as of Feb 21, 2021 at 09:25 AM

Data in this report are provisional and subject to change.

The numbers in the table below represent the number of Florida and non-Florida residents for whom test results were received by the Department of Health. A person can be tested by more than one laboratory and can have both positive and negative results. **Therefore, the sum of the numbers in each column will be larger than the total number of people tested.**

Reporting lab	Inconclusive	Negative	Positive	Percent positive	Total
ARNOLD PALMER HOSPITAL LAB POCT		1			1
KELLY			1	100%	1
FAIRVIEW SOUTHDAL			1	100%	1
Lutheran Community at Telford		1			1
Walgreens #9121		1			1
BIOLOGICAL AND CHEMICAL EMERGENCIES LABORATORY			1	100%	1
CRUSADER COMMUNITY HEALTH			1	100%	1
CVS OH4359POCT HUDSON		1			1
MID-SOUTH URGENT CARE, PLLC			1	100%	1
HEALTH ALLIANCE			1	100%	1
EXCEL URGENT CARE OF NJ, LLC		1			1
BLOSSOMS ASSISTED LIVING 1 LLC			1	100%	1
ADVENTHEALTH MEDICAL GROUP ADULT AND SENIOR HEALTH			1	100%	1
HIGHLANDS CLINICAL LABORATORY			1	100%	1
Good Samaritan Society-Atkinson		1			1
BAYFRONT CARDIOVASCULAR ASSOCIATES			1	100%	1
ADVENTHEALTH PHYSICIAN GROUP - APPLEWOOD			1	100%	1
PM PEDIATRICS OF BAYSIDE PLLC - BELLER		1			1
ULTIMATE KIDNEY CARE			1	100%	1
PARTNERS IN PRIMARY CARE		1			1
Accordius Health at Gastonia			1	100%	1
NORTHEAST GEORGIA HEALTH SYSTEM			1	100%	1
QUALITY CLINICAL LAB LLC			1	100%	1
SOWAL HEALTH & DRUG			1	100%	1
VA SALT LAKE CITY HCS		1			1
HOLYOKE MEDICAL CENTER			1	100%	1
LAB. CORP. OF AMERICA			1	100%	1
EAST END PEDIATRICS		1			1
HOMELAND CENTER		1			1
PERRY COUNTY NURSING HOME		1			1
OMC PRIMARY CARE - HOSPITAL CAMPUS			1	100%	1
Kroger 527 - The Little Clinic Hwy 70 S.		1			1
SPRINGFIELD HOSPITAL			1	100%	1
PROVIDENCE HOSPITAL			1	100%	1
SHANDS JACKSONVILLE CLINICAL CENTER			1	100%	1
SUNY AT STONY BROOK			1	100%	1
CIRRUS DX			1	100%	1
PARK AVENUE DERMATOLOGY NORTH			1	100%	1
THE HOSPITALS OF PROVIDENCE EMERGENCY ROOM			1	100%	1
PEDRO MENENDEZ HEALTH CENTER AT ST JOHNS			1	100%	1
SARASOTA MEMORIAL HOSPITAL		1			1
TEXAS HEALTH ARLINGTON MEMORIAL		1			1
PARKWAY REGIONAL MEDICAL CENTER LAB			1	100%	1
CEPERO PEDIATRICS PA			1	100%	1
NEMOURS CHILDRENS URGENT CARE			1	100%	1
HOWELL BRANCH COURT			1	100%	1
BAXTER REGIONAL MEDICAL CENTER			1	100%	1

COVID-19: testing by laboratory

Data through Feb 20, 2021 verified as of Feb 21, 2021 at 09:25 AM

Data in this report are provisional and subject to change.

The numbers in the table below represent the number of Florida and non-Florida residents for whom test results were received by the Department of Health. A person can be tested by more than one laboratory and can have both positive and negative results. **Therefore, the sum of the numbers in each column will be larger than the total number of people tested.**

Reporting lab	Inconclusive	Negative	Positive	Percent positive	Total
PENROSE HOSPITAL			1	100%	1
WAYCROSS INTRTNAL MEDICINE			1	100%	1
Oakview Manor Health and Rehab		1			1
REFERENCE LABORATORY			1	100%	1
Vibrallife of El Paso Rehabilitation Center			1	100%	1
PSL JAX BEACH OPERATIONS LLC			1	100%	1
HANCOCK REGIONAL HOSPITAL		1			1
CONCENTRA - OCALA		1			1
LIMA MEMORIAL HOSPITAL			1	100%	1
BORINQUEN HEALTH CENTER			1	100%	1
TRAVIS LEE THOMPSON MD			1	100%	1
BHA TITUSVILLE CLINIC			1	100%	1
Crowne Health Care of Mobile		1			1
OAKWOOD HOSPITAL - SOUTHSORE			1	100%	1
IDAHO HEALTH DEPARTMENT			1	100%	1
RIVERTON CBOC			1	100%	1
CULVER CITY URGENT CARE			1	100%	1
FAYETTE MEDICAL CENTER LAB		1			1
MARYWOOD HEIGHTS		1			1
PULMONARY, CRITICAL CARE AND SLEEP DISORDERS INSTITUTE OF SOUTH FLORID			1	100%	1
SPECTRUM LUDINGTON			1	100%	1
RURAL/METRO MIDSOUTH,		1			1
MINUTECLINIC DIAGNOSTIC, PA		1			1
HOLMES FAMILY PRACTICE PA			1	100%	1
CARESPOT - LEE VISTA			1	100%	1
INNOVATIVE HEALTH DIAGNOSTIC OF CALIFORNIA			1	100%	1
CLINICAL LABORATORY DEPARTMENT			1	100%	1
Henry County Health and Rehabilitation		1			1
ANDREWS			1	100%	1
Kroger 539 - The Little Clinic Memorial Blvd.		1			1
CLINTON DRUG STORE		1			1
CVS PA371POCT PHILADELPHIA		1			1
MEDICAL ASSOCIATES OF BREVARD LLC		1			1
METHODISM MIDLOTHIAN MEDICAL CENTER			1	100%	1
PREVENTIVE CARDIOLOGY AND INTERNAL MEDICINE ASSOCI			1	100%	1
HEALTH NETWORK			1	100%	1
GSM OCED Subsection			1	100%	1
CARENOW URGENT CARE-HENDERSONVILLE		1			1
NEW ULM MEDICAL CENTER			1	100%	1
PRIME CARE FAMILY MEDICINE			1	100%	1
MINUTE CLINIC LLC #1909		1			1
Raleigh Center (WV)			1	100%	1
BRISTOL REGINAL MEDICAL CENTER			1	100%	1
US LABORATORIES			1	100%	1
PHOEBE PRIMARY CARE CAMILLA			1	100%	1
LabCorp of America			1	100%	1
SILVER SPRINGS SHORES DIALYSIS			1	100%	1

COVID-19: testing by laboratory

Data through Feb 20, 2021 verified as of Feb 21, 2021 at 09:25 AM

Data in this report are provisional and subject to change.

The numbers in the table below represent the number of Florida and non-Florida residents for whom test results were received by the Department of Health. A person can be tested by more than one laboratory and can have both positive and negative results. **Therefore, the sum of the numbers in each column will be larger than the total number of people tested.**

Reporting lab	Inconclusive	Negative	Positive	Percent positive	Total
LAKE VIEW COURT		1			1
THYROID SPECIALTY LABORATORY			1	100%	1
BLOOMIN BRANDS WELLNESS CENTER			1	100%	1
LEGACY AT HIGHWOODS PRESERVE		1			1
ELLIS HOSPITAL URGENT CARE CENTER LAB		1			1
TRIPLE O RESEARCH INSTITUTE PA			1	100%	1
UNIVERSITY PLACE NURSING CENTER		1			1
BASCOM PALMER-MICRO LAB			1	100%	1
SUTTER GOULD MEDICAL FOUNDATION			1	100%	1
OMAHA VA MEDICAL CENTER			1	100%	1
MEDEXPRESS URGENT CARE - LINCOLN		1			1
CLARKSVILLE MANOR INC		1			1
Metairie Healthcare Center			1	100%	1
Kroger - KRO01100688			1	100%	1
LARKIN COMMUNITY HOSPITAL PALM SPRINGS CAMPUS			1	100%	1
Rio Grande City Nursing and Rehab Center			1	100%	1
GREYSTONE HOME HEALTH OF GREATER ORLANDO LLC		1			1
J F K PEDIATRICS			1	100%	1
Cerenity Senior Care-White Bear Lake		1			1
CHILDRENS HEALTHCARE CTE OF NORTHERN		1			1
CLINICAL MICROBIOLOGY LAB FAIRVIEW UNIVERSITY HOSPITAL			1	100%	1
Oak Hill Health & Rehabilitation Center			1	100%	1
NEW ERA HEALTH CENTER INC		1			1
TALLAHASSEE DIALYSIS		1			1
ADVANCE GASTROENTEROLOGY			1	100%	1
ST. MICHAEL'S ELITE HOSPITAL			1	100%	1
PEDIATRIC ASSOCIATES - JACKSONVILLE			1	100%	1
OCALA REGIONAL DIALYSIS- NORTH			1	100%	1
JFK INTERNAL MEDICINE FACULTY PRACTICE			1	100%	1
DISCOVERY AT HOME, LLC			1	100%	1
Riverside Nursing & Rehabilitation Center		1			1
CAREWELL URGENT CARE FITCHBURG			1	100%	1
CHIPOLA QUICK CARE			1	100%	1
TWIN			1	100%	1
ALLIANCE LABORATORY SERVICES			1	100%	1
PUBLIX PHARMACY #1114			1	100%	1
KEY WEST BRANCH MEDICAL CLINIC			1	100%	1
PALM BEACH COUNTY SHERIFF OFFICE			1	100%	1
BROOKDALE AVONDALE (BU 04360)			1	100%	1
HEALTH GUAGE			1	100%	1
MEADOWS PARK HEALTH AND REHABILITATION		1			1
CANDLER HOSPITAL			1	100%	1
COMMUNITY MEDICAL CARE			1	100%	1
MRMC LAB MICRO			1	100%	1
MEDEXPRESS URGENT CARE - LEOMINSTER		1			1
LABORATORY COPRORATION OF AMERICA			1	100%	1
Kroger 353 - The Little Clinic Harpers Point		1			1

COVID-19: testing by laboratory

Data through Feb 20, 2021 verified as of Feb 21, 2021 at 09:25 AM

Data in this report are provisional and subject to change.

The numbers in the table below represent the number of Florida and non-Florida residents for whom test results were received by the Department of Health. A person can be tested by more than one laboratory and can have both positive and negative results. **Therefore, the sum of the numbers in each column will be larger than the total number of people tested.**

Reporting lab	Inconclusive	Negative	Positive	Percent positive	Total
DIGESTIVE DISEASE CARE PC		1			1
FLORIDA HOSPITAL TRANSPLANT CENTER		1			1
THE CHILDREN'S HOSPITAL OF PHILADELPHIA		1			1
ROAN MOUNTAIN MEDICAL CENTER			1	100%	1
CLEVELAND HEARTLAB			1	100%	1
ADVENT HEALTH - OWASA			1	100%	1
NORTH SHORE HEMATOLOGY-ONCOLOGY ASSOCI		1			1
SHARON REGIONAL MEDICAL CENTER			1	100%	1
TMH URGENT CARE CENTER			1	100%	1
CORDOVA FAMILY PRACTICE			1	100%	1
Melbourne Terrace Rehabilitation Center			1	100%	1
DIGNITY HEALING LLC			1	100%	1
MEDONE URGENT CARE			1	100%	1
FRESENIUS KIDNEY CARE FORT WALTON BEACH			1	100%	1
PHYSICIANS PRIMARY CARE LEHIGH PEDS			1	100%	1
NABI		1			1
ADVANCE CARDIOVASCULAR IMAGING, INC			1	100%	1
GAMMA HEALTHCARE, INC		1			1
GADSDEN FAMILY PRACTICE		1			1
LAB PLUS, LLC			1	100%	1
SIGNATURE CARE MIDLAND			1	100%	1
MD NOW MEDICAL CENTERS, INC			1	100%	1
WAKE FOREST MEDICAL CENTER LABORATORY			1	100%	1
Valley View Health and Rehabilitation, LLC		1			1
NORWALK HOSPITAL			1	100%	1
ELAN MANATEE			1	100%	1
EVANS FAMILY CARE PA			1	100%	1
CVS KS8573POCT OVERLAND PARK		1			1
SOMA MEDICAL CENTER PA #2 OAKLAND			1	100%	1
FAITH FAMILY PRACTICE			1	100%	1
URGENT CARE OF FORT LAUDERDALE INC			1	100%	1
EDGAR PRICE FAMILY & CHILDREN HEALTHCARE CENTER			1	100%	1
Williamstown Commons			1	100%	1
FAMILY PRACTICE OF CENTRAL FLORIDA PA			1	100%	1
Crisp Regional Nursing and Rehab Center		1			1
DOYLESTOWN HOSPITAL			1	100%	1
QC LABORATORY			1	100%	1
Court House Center		1			1
WINNIFRED ASSISTED LIVING FACILITY INC		1			1
GENEVA FAMILY HEALTH			1	100%	1
MED-LAKE LABORATORY			1	100%	1
THE INTERNAL MEDICAL GROUP		1			1
LIFE CARE CENTER OF HILTON HEAD		1			1
Village Crest Center for Health & Rehabilitation		1			1
EASTSIDE MEDICAL CLINIC		1			1
CVS MI8049POCT WATERFORD		1			1
SPECTRUM LABORATORY			1	100%	1

COVID-19: testing by laboratory

Data through Feb 20, 2021 verified as of Feb 21, 2021 at 09:25 AM

Data in this report are provisional and subject to change.

The numbers in the table below represent the number of Florida and non-Florida residents for whom test results were received by the Department of Health. A person can be tested by more than one laboratory and can have both positive and negative results. **Therefore, the sum of the numbers in each column will be larger than the total number of people tested.**

Reporting lab	Inconclusive	Negative	Positive	Percent positive	Total
WELLOW URGENT CARE-OSWEGO			1	100%	1
CORPORATION OF AMERICA		1			1
ULTIMATE ANALYSIS LABORATORY			1	100%	1
ADVANCE HEALTH AND WELLNESS SOLUTIONS			1	100%	1
CSI LABORATORIES FLORIDA			1	100%	1
LAS PALMAS MEDICAL CENTER			1	100%	1
SMA BEHAVIORAL HEALTH SERVICES INC		1			1
ALTA BATES SUMMIT MEDICAL CENTER CLINICAL LAB			1	100%	1
WEST BOYNTON DIALYSIS			1	100%	1
PULMONARY MEDICINE		1			1
THE CLINIC ON SIXTH			1	100%	1
Washington County Nursing H0me			1	100%	1
PM PEDIATRICS PC			1	100%	1
Kroger 895 - The Little Clinic Green Hills		1			1
ST JOSEPHS CHILDRENS HOSPITAL PEDI TRANSPORT			1	100%	1
PRIMACARE MEDICAL LAKEWOOD			1	100%	1
HIGH DESERT COURT GROUP HOME			1	100%	1
WALGREENS #5130			1	100%	1
THE TOLEDO HOSPITAL			1	100%	1
MEDEXPRESS URGENT CARE CHICOPEE			1	100%	1
HUNTSVILLE HOSPITAL			1	100%	1
MID-FLORIDA PATHOLOGY LLC		1			1
BAPTIST MEDICAL PLAZA AT WESTCHESTER			1	100%	1
BROOKSVILLE REGIONAL HOSPITAL			1	100%	1
MEDEXPRESS URGENT CARE - LAWRENCE		1			1
ST JOHNS EPISCOPAL HOSPITAL SOUTH SHORE		1			1
CARSON NURSING AND REHABILITATION CENTER		1			1
BETHESDA DIALYSIS			1	100%	1
MEDPOST - NORTH DALLAS			1	100%	1
Tremont Health & Rehabilitation Center		1			1
CARESPOT - OCOEE			1	100%	1
BAPTIST HEALTH PRIMARY CARE AT CUTLER BAY			1	100%	1
EH FARGO HOSPITAL LABORATORY			1	100%	1
TENNOVA ER - SANGO			1	100%	1
MARTIN ARMY COMMUNITY HOSPITAL			1	100%	1
MINUTE CLINIC DIAGNOSTIC MED GRP OF CA		1			1
FAMILY MEDICAL CENTER OF HOLLYWOOD PA			1	100%	1
NEMOURS CHILDREN'S PRIMARY CARE			1	100%	1
COASTAL PEDIATRICS LLC			1	100%	1
EXCEPTIONAL EMERGENCY CENTER			1	100%	1
BELLMORE PEDIATRICS		1			1
Kroger 717 - The Little Clinic Dolphin Drive			1	100%	1
PANCARE HEALTH - CARR ELEM & MIDDLE SCHOOL			1	100%	1
UABC			1	100%	1
Remarkable Healthcare Dallas			1	100%	1
STONECREST MEDICAL CENTER		1			1
INFECTION CONTROL DEPT			1	100%	1

COVID-19: testing by laboratory

Data through Feb 20, 2021 verified as of Feb 21, 2021 at 09:25 AM

Data in this report are provisional and subject to change.

The numbers in the table below represent the number of Florida and non-Florida residents for whom test results were received by the Department of Health. A person can be tested by more than one laboratory and can have both positive and negative results. **Therefore, the sum of the numbers in each column will be larger than the total number of people tested.**

Reporting lab	Inconclusive	Negative	Positive	Percent positive	Total
MCLEOD MEMORIAL HOSPITAL CLARENDON			1	100%	1
CSL PLASMA LAB			1	100%	1
TILLAMOOK COUNTY GENERAL HOSPITAL LAB		1			1
CLEMENT MANOR HEALTH CENTER		1			1
NEMOURS CHILDRENS PRIMARY CARE CLERMONT			1	100%	1
CVS / PHARMACY #10794			1	100%	1
RICHMOND MEDICAL CENTER FOR WOMEN		1			1
CVS AZ10529POCT SCOTTSDALE		1			1
HEALTHCARE FOR THE HOMELESS			1	100%	1
SANTA ROSA PEDIATRICS			1	100%	1
LAKE MARY OPTUM FLORIDA			1	100%	1
CVS NE8626POCT LINCOLN		1			1
INTERMOUNTAIN HEALTHCARE LABORATORY SERVICES			1	100%	1
MAYO CLINIC OUTPATIENT DIALYSIS CENTER			1	100%	1
OAK HAVEN REHAB AND NURSING CENTER			1	100%	1
Oakland Nursing and Rehabilitation Center		1			1
BLAKE AT PENSACOLA OPERATION CO, LLC, THE			1	100%	1
LEVY COUNTY DEPT. OF PUBLIC SAFETY			1	100%	1
MCH PHYSICIANS GROUP			1	100%	1
HEARTLAND PHARMACY SEBRING			1	100%	1
Valley Center (WV)			1	100%	1
SUNSHINE PEDIATRICS OF LUTz			1	100%	1
Grangeville Health and Rehab		1			1
Walgreens #5421		1			1
PRIMARY CARE & PEDIATRICS - SHEPHERSTOWN		1			1
WALGREENS #01398			1	100%	1
GRAND VIEW HOSPITAL			1	100%	1
ST GERARD'S COMMUNITY OF CARE		1			1
REGIONAL MEDICAL LABORATORY			1	100%	1
THE MEDICAL CENTER AT BOWLING GREEN			1	100%	1
Bolingreen Health and Rehabilitation		1			1
VA COMMUNITY BASED CLINIC - LAKE CITY			1	100%	1
PRIMARY AND URGENT CARE			1	100%	1
West Melbourne Health and Rehabilitation Center			1	100%	1
Acts Manor House		1			1
CLIFTON-FINE HOSPITAL LABORATORY		1			1
HEALTHPARTNERS HUDSON CLINIC			1	100%	1
UNIVERSITY OF IOWA HOSPITALS & CLINICS			1	100%	1
INTERNAL MEDICINE GROUP OF CENTRAL FLORIDA			1	100%	1
MAYO CLINICAL LABORATORIES		1			1
NORTH FLORIDA FAMILY MEDICINE			1	100%	1
Kroger 698 - The Little Clinic 14th Street/Bell		1			1
HEARTLAND OF ZEPHYRHILLS FL, LLC			1	100%	1
SEATTLE-KING COUNTY			1	100%	1
COLONIAL VILLA GOOD SAMARITAN CENTER		1			1
Manor Care of Dallastown d/b/a ManorCare Health Services - Dallastown		1			1
FAMILY MEDICINE AT CELEBRATION		1			1

COVID-19: testing by laboratory

Data through Feb 20, 2021 verified as of Feb 21, 2021 at 09:25 AM

Data in this report are provisional and subject to change.

The numbers in the table below represent the number of Florida and non-Florida residents for whom test results were received by the Department of Health. A person can be tested by more than one laboratory and can have both positive and negative results. **Therefore, the sum of the numbers in each column will be larger than the total number of people tested.**

Reporting lab	Inconclusive	Negative	Positive	Percent positive	Total
CONNECTICUT PEDIATRICS @ CHC		1			1
Bayou Vista Community Care Center			1	100%	1
HATLEY HEALTH CARE, INC		1			1
POINTE MEDICAL SERVICES INC			1	100%	1
WALMART PHARMACY 10-4554		1			1
URGENT DOC -NACOGODOCHES CLINIC			1	100%	1
MERCY MEDICAL CENTER INC			1	100%	1
PASCO COUNTY HEALTH DEPARTMENT			1	100%	1
MBMG OF WINTER HAVEN			1	100%	1
MEDEXPRESS URGENT CARE - WICHITA, N MAIZE RD		1			1
CHC			1	100%	1
EXAC CARE CROSSVILLE		1			1
MEMORIAL HOSPITAL LOS BANOS			1	100%	1
WHEATON FRANCISCAN LABORATORY			1	100%	1
Carington Park			1	100%	1
DSI LABORATORIES-NAPLES-7TH			1	100%	1
GUTHRIE CORNING HOSPITAL LABORATORY		1			1
Kroger 518 - The Little Clinic Hermitage		1			1
BAPTIST HOSPITAL EAST			1	100%	1
LOWER KEYS COMMUNITY HEALTH CENTER			1	100%	1
PRIMEX CLINICAL LABORATORIES INC			1	100%	1
Jacaranda Manor			1	100%	1
KNAPP MEDICAL GROUP			1	100%	1
Belvoir Woods Health Care Center at The Fairfax		1			1
SEACOAST PATHOLOGY PROFESSIONAL ASSOC		1			1
Douglas County Health Center		1			1
CVS PA1074POCT KENNETT SQUARE		1			1
BNJ		1			1
OAKMONT EAST- GREENVILLE SC, LLC		1			1
JPS HEALTH CENTER AT TRUE WORTH PLACE			1	100%	1
Kroger 099 - The Little Clinic Fort Collins		1			1
Villa Maria			1	100%	1
CVS AZ69POCT PEORIA		1			1
MOUNT SINAI COMPREHENSIVE CANCER CENTER			1	100%	1
MEMORIAL HEALTH SYSTEM		1			1
MEDEXPRESS URGENT CARE - DERBY N ROCK		1			1
TRAFALGAR DIALYSIS			1	100%	1
CVS CA9497POCT IRVINE		1			1
WEST CARVER MEDICAL ASSOCIATES		1			1
SOUTHERN FAMILY HEALTH			1	100%	1
AVON PARK CLUSTER		1			1
SOUTH DADE NURSING & REHABILITATION CENTER			1	100%	1
TREASURE COAST PRIMARY CARE		1			1
ST VINCENTS AMBULATORY CARE INC			1	100%	1
MED FIRST IMMEDIATE CARE AND FAMILY PRACTICE			1	100%	1
ALABAMA REFERENCE LAB			1	100%	1
Walgreens #9620		1			1

COVID-19: testing by laboratory

Data through Feb 20, 2021 verified as of Feb 21, 2021 at 09:25 AM

Data in this report are provisional and subject to change.

The numbers in the table below represent the number of Florida and non-Florida residents for whom test results were received by the Department of Health. A person can be tested by more than one laboratory and can have both positive and negative results. **Therefore, the sum of the numbers in each column will be larger than the total number of people tested.**

Reporting lab	Inconclusive	Negative	Positive	Percent positive	Total
SOMA MEDICAL CENTER PA #3 GREENACRES			1	100%	1
NULEASE MEDICAL SOLUTIONS			1	100%	1
ABSOLUTE CAREGIVERS HOME HEALTH AGENCY INC			1	100%	1
VERITAS GENETICS, INC.			1	100%	1
PROVIDENCE ST PETER HOSPITAL		1			1
ST FRANCIS MEDICAL CENTER			1	100%	1
INDIGO PALMS			1	100%	1
WALGREEN#12147		1			1
PROVIDENCE PORTLAND MEDICAL CENTER		1			1
MORGAN STANELY HEALTH CENTER		1			1
GOOD SAMARITAN HOSPITAL			1	100%	1
NORTH OKALOOSA CLINIC CORP		1			1
INNOVATIVE CARE II LLC			1	100%	1
CELEBRATION FAMILY PHYSICIANS LLC			1	100%	1
Florence Nursing and Rehabilitation Center		1			1
LONESTAR 24HRER MANAGEMENT LLC DBA LONESTAR 24HRER			1	100%	1
WALGREENS NO 10512			1	100%	1
HEALTHPLUS			1	100%	1
ADVENTHEALTH HOME CARE WATERMAN			1	100%	1
THE HEART HOSPITAL BAYLOR PLANO			1	100%	1
VIVIAN SIMMONS FAMILY PRACTICE			1	100%	1
AML DIAGNOSTICS- ADV TESTING IN METABOLIC MEDICINE			1	100%	1
MEDEXPRESS URGENT CARE - CABOT			1	100%	1
Mountain City Care and Rehabilitation Center		1			1
Hawthorne House		1			1
Kroger 541 - The Little Clinic Long Hollow Pike		1			1
SEWALLS POINT PHARMACY INC			1	100%	1
Consulate Health Care of Tallahassee			1	100%	1
ENCORE AT BOCA RATON, THE			1	100%	1
NORTHSIDE HOSPITAL DULUTH			1	100%	1
ICARE		1			1
LIFELINK OF FLORIDA			1	100%	1
SLIDELL MEMORIAL HOSPITAL			1	100%	1
MYCLINIC, INC			1	100%	1
YUMA REGIONAL MEDICAL CENTER			1	100%	1
NORTH CAROLINA STATE LABORATORY OF PUBLIC HEALTH, SPECTRUM LAB NETWORK			1	100%	1
PEDIATRIC PARTNERS ZEPHYRHILLS			1	100%	1
PROGRESSIVE URGENT CARE, PC			1	100%	1
TEXAS HEALTH HARRIS METHODIST HOSPITAL			1	100%	1
MID FLORIDA DERMATOLOGY ASSOCIATES PA			1	100%	1
CMC MERCY LABORATORY			1	100%	1
Life Care Center of Paradise Valley		1			1
GULF COUNTY HEALTH DEPARTMENT			1	100%	1
LAB TEST KENDALL LLC		1			1
LANGLADE			1	100%	1
Smg At Bridgewater Family Medicine		1			1
CVS AZ10150POCT PHOENIX		1			1

COVID-19: testing by laboratory

Data through Feb 20, 2021 verified as of Feb 21, 2021 at 09:25 AM

Data in this report are provisional and subject to change.

The numbers in the table below represent the number of Florida and non-Florida residents for whom test results were received by the Department of Health. A person can be tested by more than one laboratory and can have both positive and negative results. **Therefore, the sum of the numbers in each column will be larger than the total number of people tested.**

Reporting lab	Inconclusive	Negative	Positive	Percent positive	Total
VITAL CARE			1	100%	1
Jersey City Medical Center		1			1
NEW ERA COMMUNITY HEALTH CENTER LLC		1			1
Orchid Cove at Naples			1	100%	1
Caldwell Care		1			1
SYNERGENE LABORATORY			1	100%	1
GALVESTON COUNTY HEALTH DISTRICT			1	100%	1
BRADENTON DIALYSIS			1	100%	1
VENETIAN GARDENS		1			1
Glenburn Home		1			1
ASSOCIATES IN INTERNAL MEDICINE PA			1	100%	1
MEDEXPRESS URGENT CARE - BENTONVILLE		1			1
MULTICARE PHYSICIANS			1	100%	1
PENNY PEDIATRICS		1			1
KATHY L ANDERSON DO PA			1	100%	1
ADVENTHEALTH SENIOR CARE AT ORMOND			1	100%	1
Arlington Care Center			1	100%	1
ST ANTHONY COMMUNITY HOSPITAL LAB		1			1
AVERA SACRED HEART HOSPITAL			1	100%	1
KETTERING MEDICAL CENTER			1	100%	1
Hearthstone Nursing and Rehabilitation Center		1			1
MARYWOOD NURSING CARE CENTER		1			1
Heartland Health Care Center Jacksonville			1	100%	1
SPORTS MEDICINE CLINIC - U OF WYOMING			1	100%	1
ROSLYN INTERNAL MEDICINE		1			1
MEMORIAL HOSPITAL WEST			1	100%	1
Heritage of Red Cloud		1			1
TMH PHYSICIAN PARTNERS WAKULLA			1	100%	1
FAMILY MEDICAL CENTERS			1	100%	1
MEDEXPRESS URGENT CARE-BRENTWOOD		1			1
CVS MA957POCT WEST SPRINGFIELD		1			1
MEDICAL ASSOCIATES OF CARTER		1			1
TRIHEALTH			1	100%	1
POUDRE VALLEY HOSPITAL			1	100%	1
WESTOX LABS		1			1
OXY-GENLAB			1	100%	1
PALMA CEIA MED GROUP-SWANN		1			1
SPARTA HEALTH & REHAB		1			1
RED BUG LAKE ROAD OVIEDO COVID			1	100%	1
ADVANCED MEDICAL LABORATORIES (AML)			1	100%	1
QUALITY LAB			1	100%	1
PASTEUR MEDICAL HIALEAH GARDEN LLC			1	100%	1
HIGHLAND LABORATORY			1	100%	1
CAROLINAS HEALTHCARE SYSTEM LAB			1	100%	1
NORTHSIDE FAMILY MEDICINE AND URGENT CARE (CUMMING)		1			1
Ashland Place Health and Rehabilitation, LLC		1			1
HSRE-ASL CASSELBERRY TRS, LLC			1	100%	1

COVID-19: testing by laboratory

Data through Feb 20, 2021 verified as of Feb 21, 2021 at 09:25 AM

Data in this report are provisional and subject to change.

The numbers in the table below represent the number of Florida and non-Florida residents for whom test results were received by the Department of Health. A person can be tested by more than one laboratory and can have both positive and negative results. **Therefore, the sum of the numbers in each column will be larger than the total number of people tested.**

Reporting lab	Inconclusive	Negative	Positive	Percent positive	Total
Elm Crest Senior Living Community		1			1
WILMINGTON NURSING AND REHAB			1	100%	1
HEALTH PLUS SUNRISE MEDICAL OFFICE			1	100%	1
CONCIERGE INTERNAL MEDICINE ASSOCIATES			1	100%	1
LAKE VISTA DIALYSIS			1	100%	1
FHPG INTERNAL MEDICINE OF BRANDON			1	100%	1
CHATSWORTH ASSISTED LIVING COMMUNITY AT PGA NATIONAL			1	100%	1
LOURDES URGENT CARE			1	100%	1
LYSTER MAIN LAB, FT RUCKER		1			1
UF HEALTH - WILDLIGHT			1	100%	1
Birmingham Nursing & Rehab Center		1			1
SPRINGBROOK HOSPITAL			1	100%	1
CALIFORNIA PUBLIC HEALTH LABORATORY			1	100%	1
GWINNETT MEDICAL CENTER			1	100%	1
RAJ K PAI MD PA			1	100%	1
WELLPATH			1	100%	1
CARDIAC AND VASCULAR CONSULTANTS MD PA		1			1
Chateau Living Center			1	100%	1
DOCTORS HOSPITAL OF LAREDO			1	100%	1
PROMUS DIAGNOSTICS, LLC			1	100%	1
HELIX BIOMEDICS LLC			1	100%	1
IVY CREEK HEALTHCARE & WELLNESS CENTRE			1	100%	1
BALLAD HEALTH MEDICAL ASSOCIATES URGENT CARE			1	100%	1
INDIAN RIVER CLINICAL LABORATORY, INC.		1			1
PANCARE HEALTH - BRUCE			1	100%	1
LOPEZ		1			1
FORT LOUDOUN PRIMARY CARE		1			1
HALIFAX FAMILY HEALTH CENTER			1	100%	1
UHEALTH CARDIOLOGY			1	100%	1
FLORIDA DIGESTIVE AND LIVER SPECIALISTS			1	100%	1
SHAW MEDICAL GROUP LLC			1	100%	1
MADISON AT OVIEDO			1	100%	1
BAPTIST HEALTH SURGERY CENTER AT NORTHPOINT			1	100%	1
SKY LAKES MEDICAL CENTER		1			1
BAYSHORE DIALYSIS			1	100%	1
Integrity Healthcare of Carbondale			1	100%	1
CACERES SPECIALIZED GYNECOLOGY		1			1
CHRISTUS GOOD SHEPHERD MEDICAL CENTER			1	100%	1
MEDIPLUS CLINIC, INC			1	100%	1
Kroger 588 - The Little Clinic Thompsons Station		1			1
SC-GA2018 MCCORMICK REHAB & HEALTHCARE		1			1
ROSE MEDICAL CENTER LAB			1	100%	1
KIOSK MEDICINE KENTUCKY LLC		1			1
Parkside Manor		1			1
American Fork Care Center dba Heritage Care Center		1			1
CVS CA9103POCT ESCONDIDO		1			1
VA OPTOMETRY CLINIC			1	100%	1

COVID-19: testing by laboratory

Data through Feb 20, 2021 verified as of Feb 21, 2021 at 09:25 AM

Data in this report are provisional and subject to change.

The numbers in the table below represent the number of Florida and non-Florida residents for whom test results were received by the Department of Health. A person can be tested by more than one laboratory and can have both positive and negative results. **Therefore, the sum of the numbers in each column will be larger than the total number of people tested.**

Reporting lab	Inconclusive	Negative	Positive	Percent positive	Total
ATMORE COMMUNITY HOSPITAL			1	100%	1
Sage Bluff Health & Rehabilitation Center		1			1
HOUSTON MEDICAL CENTER			1	100%	1
MEDICAL EXAMINERS OFFICE, LEESBURG			1	100%	1
BAPTIST ASI			1	100%	1
Kroger 444 - The Little Clinic Dent		1			1
SUN CITY DIAGNOSTIC CENTER			1	100%	1
DEVITA		1			1
NORTH WEST FLORIDA DIAGNOSTIC ENOCRINOLOGY CLINIC			1	100%	1
DORA HOME CARE			1	100%	1
Kroger - KRO03400316			1	100%	1
CONSULATE HEALTH CARE OF VERO BEACH			1	100%	1
LABORATORIO MEDICO CENTRAL CONDOMINO MD			1	100%	1
WELLINGTON WEST 100176			1	100%	1
CVS HEALTH, #5962		1			1
ALL PRO ORTHOPEDICS & SPORTS MEDICINE, PA			1	100%	1
EXACCARE KINGSTON, LLC			1	100%	1
SYNAPSE ANALYTICAL LABS		1			1
MINUTECLINIC DIAGNOSTIC OF KANSAS, PC		1			1
SHERIDAN AT HOBE SOUND, THE			1	100%	1
ST. LUKE'S HOSPITAL			1	100%	1
MIDDLETON PEDIATRICS			1	100%	1
MARLBORO URGENT CARE		1			1
ATHENS MEDICAL CENTER			1	100%	1
MANCHESTER COMMONS		1			1
PAUL C SCHWARTZ & MELVIN L WEIDMAN		1			1
BAYSTATE REFERENCE LABORATORY			1	100%	1
GENDERXPRESS/PICTURE ME PERFECT IMAGING			1	100%	1
Rockcastle Health and Rehab		1			1
PATHLAB SERVICES			1	100%	1
CVS TX8322POCT AUSTIN		1			1
SIMPLY HEALTHCARE AND WELLNESS CLINIC, PC			1	100%	1
GENESEE COUNTY HEALTH DEPARTMENT		1			1
Kroger 699 - The Little Clinic Smyrna		1			1
INDIANA STATE DEPARTMENT OF HEALTH CLINIC MICROBIOLOGY		1			1
MINUTECLINIC DIAG OF IND, LLC #6250		1			1
Vista Park			1	100%	1
CHILTON MEDICAL CENTER		1			1
Longwood Community Living Center		1			1
CARE STATION MEDICAL GROUP		1			1
ANSWERS RESOURCE FACILITY		1			1
C V S / PHARMACY #833		1			1
MEDAC AT PORTERS NECK			1	100%	1
PHYSICIAN ASSOCIATES, LLC			1	100%	1
BROOKDALE FORT MYERS LAKES PARK			1	100%	1
Brookdale Southside			1	100%	1
QUICKCARE HEALTH, INC			1	100%	1

COVID-19: testing by laboratory

Data through Feb 20, 2021 verified as of Feb 21, 2021 at 09:25 AM

Data in this report are provisional and subject to change.

The numbers in the table below represent the number of Florida and non-Florida residents for whom test results were received by the Department of Health. A person can be tested by more than one laboratory and can have both positive and negative results. **Therefore, the sum of the numbers in each column will be larger than the total number of people tested.**

Reporting lab	Inconclusive	Negative	Positive	Percent positive	Total
REELFOOT FAMILY WALK-IN CLINIC		1			1
PENSACOLA PATHOLOGY		1			1
GEORGE WASHINGTON UNIVERSITY HOSPITAL			1	100%	1
CHILDRENS SPECIALIST PEDIATRIC PULMMOLOGY &			1	100%	1
FLORIDA EPIDEMIOLOGY PROGRAM			1	100%	1
OPTUM MEDICAL CLINIC IN ROCKRIMMON			1	100%	1
MEDSTAR URGENT CARE, LLC			1	100%	1
SPRING VALLEY HOSPITAL MEDICAL CENTER			1	100%	1
AUSTIN URGENT CARE			1	100%	1
SANTA MONICA CA-UCLA MC			1	100%	1
SSC NASHVILLE OPERATING CO LLC D/B/A		1			1
QUEST INC			1	100%	1
Senatobia Healthcare & Rehab		1			1
SAINT BARNABAS MEDICAL CENTER		1			1
MEDSTAR HEALTH URGENT CARE			1	100%	1
JACKSONVILLE HEALTH & REHAB		1			1
MARTIN HEALTH PHYSICIAN GROUP			1	100%	1
MEDCOR INC			1	100%	1
Kroger 682 - The Little Clinic New Holland Market			1	100%	1
VIVEX/UMTB BIOMEDICAL			1	100%	1
HEALTHCARE ASSOCIATES OF IRVING, LLP			1	100%	1
EUGENE T FINAN, MD			1	100%	1
TMH PHYSICIAN PARTNERS QUINCY			1	100%	1
MERCY HOME		1			1
PROVIDENCE ST. PATRICK HOSPITAL			1	100%	1
UNIVERSITY OF NORTH CAROLINA HOSPITALS			1	100%	1
CVS KS676POCT LAWRENCE		1			1
West Bay of Tampa Center			1	100%	1
Eddy Memorial Geriatric Center		1			1
ENT AND ALLERGY ASSOCIATES OF FLORIDA, LLC			1	100%	1
RIVERSIDE REGIONAL MED CENTER			1	100%	1
SILVERMAN			1	100%	1
ELEMENTS PHARMACY			1	100%	1
ELKHART GENERAL HOSPITAL			1	100%	1
MEMORIALCARE LONG BEACH MEDICAL CENTER			1	100%	1
ALLEGHENY GENERAL HOSPITAL			1	100%	1
ENCOMPASS HEALTH REHABILITATION			1	100%	1
CLINICAL PATHOLOGY LABORATORIES SOUTHEAST INC			1	100%	1
FAMILY MEDICAL CENTRE			1	100%	1
THOMAS HOSPITAL			1	100%	1
MISSOURI DEPT. OF HEALTH			1	100%	1
AL MANI HEALTH INSTUTUTE		1			1
UT HEALTH RIO GRANDE VALLEY PRIMARY CARE AT			1	100%	1
Fairhope		1			1
TUNIS STREET GROUP HOME		1			1
MOSAIC MEDICAL CENTER MARYVILLE			1	100%	1
USA Healthcare LTC, LLC - Folsom Center for Rehabilitation & Healthca		1			1

COVID-19: testing by laboratory

Data through Feb 20, 2021 verified as of Feb 21, 2021 at 09:25 AM

Data in this report are provisional and subject to change.

The numbers in the table below represent the number of Florida and non-Florida residents for whom test results were received by the Department of Health. A person can be tested by more than one laboratory and can have both positive and negative results. **Therefore, the sum of the numbers in each column will be larger than the total number of people tested.**

Reporting lab	Inconclusive	Negative	Positive	Percent positive	Total
Kroger 523 - The Little Clinic Dickson			1	100%	1
SKIN WELLNESS PHYSICIANS LLC		1			1
PANCARE HEALTH - NORTHSIDE ELEMENTARY			1	100%	1
MODERN URGENT CARE			1	100%	1
SEASONS HOSPICE AND PALLIATIVE CARE OF			1	100%	1
Waddell Nursing & Rehab Center		1			1
NORTH FLORIDA CHILD DEVELOPMENT, INC			1	100%	1
GEORGETOWN URGENT CARE			1	100%	1
PHYSICIANS URGENT CARE			1	100%	1
VAULT MEDICAL SERVICES			1	100%	1
Trucare Living Centers - Columbus		1			1
MINUTECLINIC DIAGNOSTIC OF VIRGINIA, LLC #1980		1			1
CHI ST. LUKE'S HEALTH BCM MEDICAL CENTER			1	100%	1
AVALON MEDICAL GROUP			1	100%	1
UPMC NORTHWEST HOSPITAL			1	100%	1
MINUTECLINIC DIAGNOSTIC OF NEW MEXICO LLC #7552		1			1
MALUHIA		1			1
PALM COAST DIALYSIS		1			1
Crowne Place Assisted Living		1			1
NEW SMYRNA BEACH AMBULATORY CARE CTR			1	100%	1
Lynwood		1			1
Garden View Care Center at Dougherty Ferry		1			1
DOCTORS CARE - GREER		1			1
Fairview			1	100%	1
TAYLOR COUNTY HEALTH DEPARTMENT			1	100%	1
CARBON HEALTH			1	100%	1
WINDSOR MANOR			1	100%	1
LIFEGUARD AMBULANCE SERVICE LLC - BAY COUNTY			1	100%	1
PENINSULA REGIONAL MED CTR LAB			1	100%	1
Kroger 006 - The Little Clinic Uintah Gardens		1			1
DAYTONA BEACH DIALYSIS			1	100%	1
Brynwood Health & Rehabilitation Center			1	100%	1
WELL-KEY URGENT CARE SEVIERVILLE			1	100%	1
LAKE WALES DIALYSIS CENTER			1	100%	1
ABINGTON MEMORIAL HOSPITAL			1	100%	1
FLORIDA FAMILY LABORATORY		1			1
AURORA HEALTH CARE METRO INC			1	100%	1
PHYSICIANS PREMIER			1	100%	1
NATION'S BEST CARE HOME HEALTH			1	100%	1
COLLIER BLVD HMA PHYSICIANS MANAGEMENT LLC			1	100%	1
ORMOND BEACH DIALYSIS			1	100%	1
DUKE UNIVERSITY POINT OF CARE TESTING PROGRAM			1	100%	1
KEATING SPORTS CENTER		1			1
ENT & ALLERGY ASSOCIATES, LLP - SLEEPY HOLLOW (ABBOTT)		1			1
PALM BEACH COUNTY HEALTH DEPT.			1	100%	1
CVS TX1057POCT SAN ANTONIO		1			1
IVAN, MAYA			1	100%	1

COVID-19: testing by laboratory

Data through Feb 20, 2021 verified as of Feb 21, 2021 at 09:25 AM

Data in this report are provisional and subject to change.

The numbers in the table below represent the number of Florida and non-Florida residents for whom test results were received by the Department of Health. A person can be tested by more than one laboratory and can have both positive and negative results. **Therefore, the sum of the numbers in each column will be larger than the total number of people tested.**

Reporting lab	Inconclusive	Negative	Positive	Percent positive	Total
LAKE COMMUNITY ACTION AGENCY		1			1
PRACTITIONERS IN MOTION			1	100%	1
A.G. Rhodes		1			1
KENNEDY BOULEVARD DIALYSIS			1	100%	1
MEDICAL CENTER			1	100%	1
MISSION HOSPITAL			1	100%	1
BAPTIST HOSPITAL LABORATORY			1	100%	1
Kroger 419 - The Little Clinic Farmington/Exeter		1			1
JASPER MEMORIAL HOSPITAL		1			1
Kroger 753 - The Little Clinic Goss Avenue		1			1
PRIMARY CARE GROUP LLC		1			1
Manor Care Health Care Services - Williamsport North		1			1
MERITER LABORATORIES			1	100%	1
AUTUMN CARE OF STATESVILLE, LLC		1			1
CVS OH2486POCT NILES			1	100%	1
GOOD PEDIATRICS			1	100%	1
Fairhaven Retirement Community		1			1
Imperial Healthcare Centre			1	100%	1
SHAH			1	100%	1
Peninsula Nursing and Rehabilitation Center		1			1
ADVANCED INDIVIDUALIZED MEDICINE OF NAPLES			1	100%	1
NORTHERN KENTUCKY HEALTH DEPARTMENT			1	100%	1
CONWAY - SHERWOOD URGENT CARE			1	100%	1
LEXINGTON HOSPITAL CORPORATION			1	100%	1
Smg/North Jersey Hematology & Oncology		1			1
CHILDREN'S MEMORIAL HOSPITAL			1	100%	1
CORNERSTONE OF RECOVERY INC		1			1
MEDEXPRESS URGENT CARE, EDWARDSVILLE		1			1
Walgreens #10851		1			1
NORTHEAST BAPTIST HOSPITAL			1	100%	1
KNOX COMMUNITY HOSPITAL			1	100%	1
HEALTH EXPRESS		1			1
COX HEALTH SOUTH LAB			1	100%	1
MEDEXPRESS URGENT CARE - WAYNESBURG		1			1
MARINA DEL REY HOSPITAL LAB			1	100%	1
WINTER GARDEN CHILDREN'S HEALTH CENTERS			1	100%	1
ASSOCIATESMD			1	100%	1
FAMILY MEDICAL CLINIC KENDALL LLC			1	100%	1
WINTER PARK MEMORIAL HOSPITAL LABORATORY		1			1
SMITH			1	100%	1
CVS NV5942POCT LAS VEGAS		1			1
FLORIDA KEYS CONCIERGE MEDICINE, LLC		1			1
UMASS MEMORIAL/MARLBORO HOSPITAL			1	100%	1
EXPRESS PHARMACY INC		1			1
ALL CHILDRENS PEDIATRIC CLINIC			1	100%	1
AMERICAN LAB LLC		1			1
NORTH COUNTY MEDICAL LAB			1	100%	1

COVID-19: testing by laboratory

Data through Feb 20, 2021 verified as of Feb 21, 2021 at 09:25 AM

Data in this report are provisional and subject to change.

The numbers in the table below represent the number of Florida and non-Florida residents for whom test results were received by the Department of Health. A person can be tested by more than one laboratory and can have both positive and negative results. **Therefore, the sum of the numbers in each column will be larger than the total number of people tested.**

Reporting lab	Inconclusive	Negative	Positive	Percent positive	Total
WillowBrooke Court at Westminster Village		1			1
FLAGLER CARE CENTER			1	100%	1
HAYS CLINICAL LAB			1	100%	1
MEMORIAL HERMANN MEDICAL GROUP-ATASCOCITA PEDS			1	100%	1
PALMETTO LANDING			1	100%	1
BROOKS REHAB			1	100%	1
NORTH BROWARD MEDICAL CENTER			1	100%	1
MEDICAL ASSOCIATES OF THE SHOALS		1			1
KROGER 915 - THE LITTLE CLINIC ANDERSON			1	100%	1
GATEWAY HEALTHCARE, PC			1	100%	1
Carrollton Manor Inc		1			1
SUSAN F. WILLIAMS M.D., P.A.			1	100%	1
MOBILE INFIRMARY MEDICAL CENTER			1	100%	1
STERLING HOUSE OF PORT ORANGE		1			1
LAKE LURE HEALTH CENTER			1	100%	1
BARRINGTON TERRACE NAPLES			1	100%	1
Towne Manor West		1			1
TRIPLE O MEDICAL SERVICES INC			1	100%	1
Kroger - KR070600172		1			1
DAUGHTERS OF SARAH NURSING CENTER		1			1
DR JAMES D FORBES FAMILY CARE CENTER			1	100%	1
ODYSSEY HEALTH CARE OF MARION COUNTY LLC		1			1
Walgreens #3661		1			1
MINUTECLINIC LLC (2335)		1			1
Moab Regional Hospital			1	100%	1
Kroger 968 - The Little Clinic Colerain Township		1			1
Cottage of the Shoals		1			1
CITY OF OCALA EMPLOYEE HEALTH AND WELLNESS CENTER			1	100%	1
DOCTORS AFTER HOURS URGENT CARE CENTER			1	100%	1
ST VINCENTS OUTPATIENT IMAGING		1			1
UNLIMITED MEDICAL SERVICES OF FL PL DBA		1			1
Pinnacle Assisted Living			1	100%	1
GOOD SAMARITAN SOCIETY-FOREST CITY		1			1
CVS M08595POCT RAYMORE		1			1
CVS NH1004POCT SALEM			1	100%	1
BLOOD SYSTEMS LABORATORIES			1	100%	1
SOUTHERN SPRINGS HEALTH CARE		1			1
Big River Nursing and Rehab		1			1
BAPTIST MINOR MEDICAL CENTER			1	100%	1
UNIVERSITY OF MIAMI PRIMARY CARE SITE UMHC 3039			1	100%	1
ESOTERIC LAB			1	100%	1
MANHATTAN COLLEGE HEALTH SERVICES		1			1
THE CHRIST HOSPITAL			1	100%	1
FRESENIUS SOUTH FORT MYERS		1			1
CVS AZ9210POCT SCOTTSDALE		1			1
STATE OF ALASKA			1	100%	1
MINUTECLINIC DIAG OF IND, LLC #4368		1			1

COVID-19: testing by laboratory

Data through Feb 20, 2021 verified as of Feb 21, 2021 at 09:25 AM

Data in this report are provisional and subject to change.

The numbers in the table below represent the number of Florida and non-Florida residents for whom test results were received by the Department of Health. A person can be tested by more than one laboratory and can have both positive and negative results. **Therefore, the sum of the numbers in each column will be larger than the total number of people tested.**

Reporting lab	Inconclusive	Negative	Positive	Percent positive	Total
CLINICAL TRIALS OF TAMPA LLC		1			1
ADVENTHEALTH MEDICAL GROUP FAMILY AND INTERNAL			1	100%	1
MEDEXPRESS URGENT CARE, MOSSIDE		1			1
NEW YORK PRESBYTERIAN HOSPITAL			1	100%	1
MINUTECLINIC # 21110			1	100%	1
LEELANAU OPCO, LLC		1			1
GUIDEWELL EMERGENCY MEDICINE DOCTORS LLC #33			1	100%	1
ALIMETRIX INC		1			1
Parkview Care Center			1	100%	1
MARTIN LUTHER KING RENAL INSTITUTE			1	100%	1
CVS TX7288POCT DALLAS		1			1
LAKELAND MEDICAL CENTER			1	100%	1
GREATER MIAMI DIALYSIS			1	100%	1
MAJESTIC OAKS			1	100%	1
CAREFIRST URGENT CARE - BEECHMONT			1	100%	1
Alden Lincoln Park			1	100%	1
WESTERN NEW YORK IMMEDIATE MEDICAL CAR		1			1
MEDEXPRESS URGENT CARE - BENTON		1			1
COVE AT THE MARBELLA,THE			1	100%	1
DEVLIN MANOR NURSING AND REHABILITATION		1			1
ELKTON TRANSITIONAL CARE CENTER		1			1
GATEWAY FAMILY HEALTH CLINIC			1	100%	1
WALGREENS #10308		1			1
METRO HEALTH HOSPITAL LABORATORY		1			1
VA Primary Care Clinic at Meharry		1			1
Kroger 894 - The Little Clinic NEC		1			1
BAPTIST EMERGENCY HOSPITAL - KELLY			1	100%	1
UT MD ANDERSON CANCER CENTER-TUMOR MARKER LAB			1	100%	1
BETHESDA HOSPITAL EAST BLOOD GAS LAB			1	100%	1
HEALTH CARE SERVICES LC			1	100%	1
LRGHEALTHCARE		1			1
CENTRAL FLORIDA INTERNAL OCCUPATIONAL AND		1			1
Manor Care Health Services- Wilmington			1	100%	1
Courtenay Springs Village			1	100%	1
RCP OF MEMORIAL WEST			1	100%	1
ARTESIAN HOME		1			1
COMMUNITY			1	100%	1
CURA LABORATORY SERVICES			1	100%	1
Dulles Health and Rehab Center		1			1
WEST VIRGINIA UNIVERSITY HOSPITALS			1	100%	1
Kroger 667 - The Little Clinic Litchfield Park		1			1
MEMORIAL HOSPITAL MIRAMAR WAIVED TESTING			1	100%	1
CENTRAL FLORIDA HOSPITALIST			1	100%	1
EAST SIDE CLINICAL LABORATORY			1	100%	1
FIRST PHYSICIANS GROUP - LORRAINE CORNERS		1			1
SOUTHWEST REGIONAL PCR LABORATORY			1	100%	1
CARINGPLUS HOMECARE LLC			1	100%	1

COVID-19: testing by laboratory

Data through Feb 20, 2021 verified as of Feb 21, 2021 at 09:25 AM

Data in this report are provisional and subject to change.

The numbers in the table below represent the number of Florida and non-Florida residents for whom test results were received by the Department of Health. A person can be tested by more than one laboratory and can have both positive and negative results. **Therefore, the sum of the numbers in each column will be larger than the total number of people tested.**

Reporting lab	Inconclusive	Negative	Positive	Percent positive	Total
MARYLAND DEPARTMENT OF HEALTH AND MENTAL HYGIENE			1	100%	1
CVS CA9803POCT RIVERSIDE		1			1
MIAMI VASCULAR SURGERY			1	100%	1
FINLAY MEDICAL RESEARCH CORP			1	100%	1
NEMOURS CHILDREN'S PRIMARY CARE, ST CLOUD			1	100%	1
Crestwood Nursing Center		1			1
Kroger 350 - The Little Clinic New Cut Road		1			1
PALMETTO CHARTER SCHOOL□		1			1
Kroger 923 - The Little Clinic Centerville		1			1
OPTUM OF HIALEAH		1			1
INLET CONCIERGE MEDICINE			1	100%	1
AMD			1	100%	1
MEDCARE QUALITY MEDICAL CENTER LLC			1	100%	1
Walgreens #5914		1			1
CHI MEMORIAL HOSPITAL CHATTANOOGA			1	100%	1
HARDEE COUNTY FIRE RESCUE		1			1
MEMORIAL HERMANN KATY HOSPITAL			1	100%	1
ANDREWS INSTITUTE AMBULATORY SURGERY CENTER		1			1
ISLANDS ASSISTED LIVING FACILITY,THE			1	100%	1
Kroger 101 - The Little Clinic Hill Top		1			1
LSU MEDICAL CENTER			1	100%	1
Piqua Manor		1			1
HELEN HAYES HOSPITAL LABORATORY		1			1
St Mary's d'Youville Pavilion		1			1
UMASS MEMORIAL MEDICAL CENTER, INC		1			1
APPLING NURSING & REHABILITATION PAVIL		1			1
BETHESDA ON TURKEY CREEK			1	100%	1
WEST BOCA MEDICAL CENTER			1	100%	1
Avera Sr. James Care Center		1			1
LOUISIANA STATE LAB			1	100%	1
SWIFTCARE URGENT CARE, PLLC			1	100%	1
MEDCARE-GARNERS FERRY			1	100%	1
NEW RIVER HEALTH DISTRICT			1	100%	1
Orange City Nursing and Rehab Center			1	100%	1
HOUSTON DEPARTMENT OF HEALTH AND HUMAN SERVICES			1	100%	1
HHCS PHARMACY INC			1	100%	1
Kroger 549 - The Little Clinic Clinton Highway		1			1
NAVARRO MEDICAL CENTERS LLC			1	100%	1
ADVANTA LABS, LLC		1			1
TMH PHYSICIAN PARTNERS			1	100%	1
WEST COAST CLINICAL LABS INC			1	100%	1
AUGUSTA HEALTH CLINICAL LABORATORY			1	100%	1
TENNOVA HEALTHCARE - CLEVELAND			1	100%	1
SAINT LEO UNIVERSITY INCORPORATED			1	100%	1
Juniper Village at Bucks County		1			1
CVS TX10016POCT PRINCETON		1			1
CVS AZ7841POCT TUCSON		1			1

COVID-19: testing by laboratory

Data through Feb 20, 2021 verified as of Feb 21, 2021 at 09:25 AM

Data in this report are provisional and subject to change.

The numbers in the table below represent the number of Florida and non-Florida residents for whom test results were received by the Department of Health. A person can be tested by more than one laboratory and can have both positive and negative results. **Therefore, the sum of the numbers in each column will be larger than the total number of people tested.**

Reporting lab	Inconclusive	Negative	Positive	Percent positive	Total
WVU MEDICINE - WESTON			1	100%	1
777 URGENT CARE			1	100%	1
Kroger 395 - The Little Clinic Blanchester		1			1
ORMC-ARDEN/EOI			1	100%	1
Kroger 629 - The Little Clinic Cartersville, GA Hwy 41		1			1
The Palms Nursing and Rehabilitation		1			1
ALL PEDIATRIC CARE PA			1	100%	1
CARDIOLOGY AND FITNESS MEDICINE		1			1
MADISON FACILITY INC			1	100%	1
NONA MEDICAL ARTS		1			1
Sanford Health & Rehabilitation			1	100%	1
Chateau Girardeau			1	100%	1
LIFESPAN HEALTH - SELMER		1			1
Urgent Care 24/7 Orlando LLC			1	100%	1
CVS MA2125POCT NATICK		1			1
SOUTHEASTERN PATHOLOGY ASSOCIATES			1	100%	1
UHS BINGHAMTON GENERAL			1	100%	1
SOUTH COUNTY MEDICAL CENTER			1	100%	1
VIP FAMILY PRACTICE			1	100%	1
DAYTONA BEACH HEALTH AND REHAB CENTER		1			1
DORAL KIDNEY CENTER			1	100%	1
FAIRVIEW HOSPITAL			1	100%	1
ATLANTIC DIAGNOSTICS			1	100%	1
SUNCOAST FAMILY MEDICAL ASSOCIATES			1	100%	1
SIGNATURE CARE COLLEGE STATION			1	100%	1
NEMOURS CHILDREN'S PRIMARY CARE			1	100%	1
C A R E S		1			1
CVS CT288POCT BRISTOL		1			1
STAMFORD HOSPITAL			1	100%	1
Highland Ave. Eye Clinic		1			1
CVS GA5622POCT DALLAS		1			1
BETHESDA HEALTH PHYSICIANS GROUP		1			1
PEDIATRIC URGENT CARE CENTR OF FORT WORTH-LA GRAN			1	100%	1
SPARTANBURG REGIONAL MEDICAL CENTER			1	100%	1
PASTEUR MEDICAL CENTER LLC		1			1
Kroger 531 - The Little Clinic Waterville		1			1
CARTERSVILLE MEDICAL CENTER			1	100%	1
Port Orange Nursing And Rehab Center			1	100%	1
KIDS CARE PEDIATRICS PA			1	100%	1
NEW YORK CITY DEPARTMENT OF HEALTH			1	100%	1
NORTHWEST TEXAS HEALTHCARE SYSTEM,INC			1	100%	1
SELF REGIONAL HEALTHCARE			1	100%	1
ALL CARE URGENT CARE			1	100%	1
STANLY REGIONAL MEDICAL CENTER			1	100%	1
EXPRESS LAB LIVINGSTON			1	100%	1
GENESIS HOME HEALTH CARE SERVICES OF			1	100%	1
CVS AZ5892POCT LAVEEN		1			1

COVID-19: testing by laboratory

Data through Feb 20, 2021 verified as of Feb 21, 2021 at 09:25 AM

Data in this report are provisional and subject to change.

The numbers in the table below represent the number of Florida and non-Florida residents for whom test results were received by the Department of Health. A person can be tested by more than one laboratory and can have both positive and negative results. **Therefore, the sum of the numbers in each column will be larger than the total number of people tested.**

Reporting lab	Inconclusive	Negative	Positive	Percent positive	Total
KROGER 785 - THE LITTLE CLINIC DIXIE HWY		1			1
AFTER HOURS CLINIC			1	100%	1
UF HEALTH THE VILLAGES			1	100%	1
COSTCO PHARMACY #1023			1	100%	1
ISLAND NURSING HOME			1	100%	1
NORTH SHORE HEMATOLOGY-ONCOLOGY ASSOCIATES		1			1
CENTRAL TX URGENT CARE			1	100%	1
CHATEAU MADELEINE - SENIOR LIVING & MEMORY CARE			1	100%	1
JOHNSON MEDICAL SERVICES			1	100%	1
Walgreens #10988		1			1
EASTGENE LABORATORIES		1			1
NORTH PALM CHIDRENS PHYSICIANS			1	100%	1
FLORIDA STATE UNIVERSITY HEALTH SERVICES			1	100%	1
USF PHYSICIANS GROUP			1	100%	1
PINELLAS POINT NURSING AND REHAB CENTER			1	100%	1
FRASER MEMORIAL HOSPITAL			1	100%	1
EMERGENCY CARE SERVICES LAB AT JFK MEDICAL CENTER			1	100%	1
Kroger 400 - The Little Clinic Hartley Bridge Rd			1	100%	1
JOHN D. ARCHBOLD MEMORIAL HOSPITAL			1	100%	1
NORTHEAST FLORIDA HEALTH SERVICES			1	100%	1
YOUR HEALTH PEDIATRICS INC			1	100%	1
ACCESS HEALTH CARE PHYSICIANS, LLC		1			1
CVS MA1845POCT WILMINGTON		1			1
MISSION REGIONAL MEDICAL CENTER			1	100%	1
NHC HealthCare Anniston		1			1
RAPID MEDLAB (002MO)		1			1
15 TO KNOW			1	100%	1
LAKE REGIONAL HEALTH			1	100%	1
Garden Villa Bedford		1			1
The Carrington		1			1
UT HEALTH RGV CLINICAL LABORATORY			1	100%	1
MOSOLF PEDIATRICS PA			1	100%	1
Country View of Sunbury			1	100%	1
ONPOINT URGENT CARE			1	100%	1
AFC URGENT CARE CLEVELAND			1	100%	1
LAB PLUS, LLC AT ASCENSION SAINT THOMA		1			1
ELATION HEALTH		1			1
Cooperstown Center for Nursing and Rehabillitation		1			1
Gulf Coast health and Rehabilitation, LLC		1			1
EVENING PEDIATRICS INC			1	100%	1
JMC TALLAHASSEE, LLC			1	100%	1
ASHLEY PEDICATRICS DAY AND NIGHT CLINIC			1	100%	1
EPIC CARE PHARMACY		1			1
SV MOBILE HEALTH			1	100%	1
ST. PETERSBURG PEDIATRICS-SEMINOLE			1	100%	1
NANCY M WORTHINGTON MD PA			1	100%	1
WINCHESTER HOSPITAL			1	100%	1

COVID-19: testing by laboratory

Data through Feb 20, 2021 verified as of Feb 21, 2021 at 09:25 AM

Data in this report are provisional and subject to change.

The numbers in the table below represent the number of Florida and non-Florida residents for whom test results were received by the Department of Health. A person can be tested by more than one laboratory and can have both positive and negative results. **Therefore, the sum of the numbers in each column will be larger than the total number of people tested.**

Reporting lab	Inconclusive	Negative	Positive	Percent positive	Total
NHC Chattanooga			1	100%	1
BMC/NASSAU			1	100%	1
MEDEXPRESS URGENT CARE - ST CLAIR, CLOVER DR.		1			1
DOCTORS HEARING			1	100%	1
ST. LUKES HOSPITAL			1	100%	1
NORTHEAST TEXAS DIALYSIS		1			1
WMC HEALTH GROUP INC			1	100%	1
107TH PLACE GROUP HOME		1			1
DECATUR MORGAN HOSPITAL - DECATUR GENE		1			1
RIVIERA BEACH HEALTH CENTER LAB			1	100%	1
RAPID CITY REGIONAL HOSPITAL -579 ATTN. LABORATORY		1			1
MED TECH CLINICAL LABORATORY		1			1
SOLARIS HEALTHCARE PLANT CITY		1			1
PRISMA HEALTH TUOMEY LABORATORY			1	100%	1
WARREN GENERAL HOSPITAL			1	100%	1
Accordius Health at Harrisonburg		1			1
CVS CA9715POCT THOUSAND OAKS		1			1
GILBERT MEDICAL GROUP			1	100%	1
ACCESS FAMILY CARE LLC			1	100%	1
WEST PALM BEACH PHARMACEUTICALS LLC			1	100%	1
MEDICAL CITY NORTH HILLS			1	100%	1
THEDACARE FAMILY MEDICINE GATEWAY			1	100%	1
TITUSVILLE REHABILITATION AND NURSING CENTER		1			1
FLORIDA CLINICAL LABORATORY INC DBA			1	100%	1
BAYCARE OUTREACH LAB WH SOUTH			1	100%	1
Sevierville Health and Rehabilitation		1			1
FLAGLER MEDICAL ASSOCIATES PA			1	100%	1
PAMC MICRO LAB			1	100%	1
ORLANDO HEALTH MEDICAL GROUP			1	100%	1
MINUTE CLINIC DIAGNOSTIC PA			1	100%	1
GREATER TAMPA AT HOME			1	100%	1
CARENOW MIDTOWN			1	100%	1
HALIFAX HEALTH PRIMARY CARE			1	100%	1
Village Green Health & Rehabilitation		1			1
Kroger 524 - The Little Clinic Iron Bridge Road		1			1
HAILE MEDICAL GROUP PA		1			1
TARRYTOWN PHARMACY			1	100%	1
CARE ADVANTAGE			1	100%	1
PRINCIPLE DIAGNOSTICS LLC			1	100%	1
SONNI'S PEDIATRICS			1	100%	1
DEPARTMENT OF HEALTH SERVICES			1	100%	1
SUMMIT LABORATORY			1	100%	1
Kroger 379 - The Little Clinic Stony Brook		1			1
PROGRESSIVE MEDICAL RESEARCH			1	100%	1
ASHLEY CLINICAL DIAGNOSTIC LABORATORY			1	100%	1
ROYAL PALM PEDIATRICS			1	100%	1
GENESIS MICROBIOLOGY LAB		1			1

COVID-19: testing by laboratory

Data through Feb 20, 2021 verified as of Feb 21, 2021 at 09:25 AM

Data in this report are provisional and subject to change.

The numbers in the table below represent the number of Florida and non-Florida residents for whom test results were received by the Department of Health. A person can be tested by more than one laboratory and can have both positive and negative results. **Therefore, the sum of the numbers in each column will be larger than the total number of people tested.**

Reporting lab	Inconclusive	Negative	Positive	Percent positive	Total
ADVANCED RESEARCH AND DIAGNOSTIC LABORATORY UNIVERSITY OF MINNESOTA			1	100%	1
NSPIRE HEALTHCARE PLANTATION			1	100%	1
DOCTOR TODAY URGENT CARE			1	100%	1
BRIDGEWATER PARK ASSISTED LIVING LLC			1	100%	1
DONALSONVILLE HOSPITAL			1	100%	1
LAMARQUE DIALYSIS			1	100%	1
LOUNDY		1			1
Central Park Healthcare & Rehabilitation Center		1			1
TANGLEWOOD MANOR		1			1
APPLECARE URGENT CARE KINGSLAND			1	100%	1
MINUTE-CLINIC DIAGNOSTIC OF VIRGINIA, LLC		1			1
PROGRESSIVE MEDICAL LAB LLC			1	100%	1
CENTRAL TX MEDICAL CENTER - LAB			1	100%	1
FLORIDA MENTOR HODGES CLUSTER			1	100%	1
BICKERTON, DAWN		1			1
MINUTECLINIC DIAGNOSTICS OF OKLAHOMA		1			1
DEBORAH HEART AND LUNG CENTER		1			1
GOSHEN MEDICAL CENTER			1	100%	1
CFCH - FROSTPROOF			1	100%	1
CVS OH6167POCT ASHLAND		1			1
FAMILY MEDICINE AT KISSIMMEE		1			1
CELEBRATION HOSPITAL			1	100%	1
PINEVILLE PHARMACY			1	100%	1
ALPHA 1 ANTITRYPSIN RESEARCH PROGRAM			1	100%	1
HCL LABORATORIES			1	100%	1
CHESAPEAKE REGIONAL MEDICAL CENTER			1	100%	1
NORTH BREVARD CHILDRENS MEDICAL CENTER			1	100%	1
ASPIRUS WAUSAU HOSPITAL			1	100%	1
ROYAL CARE MEDICAL CENTER			1	100%	1
LEHIGH REGIONAL WOUND CENTER			1	100%	1
ADVENTHEALTH MEDICAL GROUP OBSTETRICS			1	100%	1
ATLANTIS VISION CENTER			1	100%	1
LAKE MARY DIALYSIS			1	100%	1
CVS NV9586POCT RENO		1			1
FAU MEMORY & WELLNESS CENTER			1	100%	1
URGENT TEAM MANAGEMENT OF TENNESSEE, L			1	100%	1
RIDGE OPTUM FLORIDA			1	100%	1
LUMICO LIFE INSURANCE COMPANY		1			1
WALGREENS #10854		1			1
HARTFORD HEALTH CARE & REHABILITATION			1	100%	1
NORTH MIAMI BEACH SURGICAL CENTER			1	100%	1
PROFESSIONAL DIALYSIS CENTER			1	100%	1
BIODORON LABORATORIES			1	100%	1
Glenview Terrace Nursing Center		1			1
MEA PRIMARY CARE PLUS BYRAM			1	100%	1
LANCASHIRE HALL NURSING AND REHABILITATION CENTER		1			1
BAYLOR SCOTT & WHITE ALL SAINTS MEDICAL CENTER FT			1	100%	1

COVID-19: testing by laboratory

Data through Feb 20, 2021 verified as of Feb 21, 2021 at 09:25 AM

Data in this report are provisional and subject to change.

The numbers in the table below represent the number of Florida and non-Florida residents for whom test results were received by the Department of Health. A person can be tested by more than one laboratory and can have both positive and negative results. **Therefore, the sum of the numbers in each column will be larger than the total number of people tested.**

Reporting lab	Inconclusive	Negative	Positive	Percent positive	Total
PATHOLOGYT & LAB MEDICINE SERVICES			1	100%	1
HOCHBERG LOWER SCHOOL		1			1
Kroger 909 - The Little Clinic Hamilton			1	100%	1
Niles Nursing and Rehab. Center		1			1
FIRST CARE WALK IN CLINIC LLC			1	100%	1
MARTIN MEM FAMILY CARE AT ST LUCIE W			1	100%	1
ADVENTHEALTH MEDICAL GROUP UROLOGY AT EAST ORLANDO		1			1
ST MICHAEL'S ELITE MEDICAL HOSPITAL			1	100%	1
Kroger 409 - The Little Clinic Hebron Marketplace			1	100%	1
Baypoint Healthcare Center			1	100%	1
CERMAK HEALTH SERVICES			1	100%	1
EASTMAN HEALTHCARE & REHAB		1			1
FOUNDATION LABORATORY			1	100%	1
CROSSROADS URGENT CARE PLLC		1			1
CORNERSTONE DRUG AND GIFT INC		1			1
BEAUMONT REFERENCE LABORATORY			1	100%	1
SAINT JOSEPHS HOSPITAL OF ATLANTA			1	100%	1
OUCH URGENT CARE			1	100%	1
San Antonio Residence and Rehabilitation Center		1			1
CVS AZ5026POCT MESA		1			1
PROGENESIS INC			1	100%	1
SUMMERFIELD PAIN MANAGEMENT			1	100%	1
Ravenwood Speciality Care		1			1
Manassas Health & Rehab			1	100%	1
SUPREME MEDICAL GROUP PLLC			1	100%	1
RESIDENCES AT MIAMI / REIGN GARDENS LLC, THE			1	100%	1
MISSISSIPPI VALLEY REGIONAL BLOOD CENTER			1	100%	1
CONTINENTAL HOME HEALTH CARE INC			1	100%	1
GOLDING-GRANADO MEDICAL ASSOCIATES		1			1
Kroger - KR070300083			1	100%	1
REGIONAL MED CTR BAYONET POINT			1	100%	1
MERITUS MEDICAL CENTER			1	100%	1
LANTANA HC LAB			1	100%	1
DOCTORS CARE - AIKEN MALL			1	100%	1
WELLMED AT LINEBAUGH AVE			1	100%	1
CORMEUM LAB SERVICES, LLC			1	100%	1
CROSS CREEK HEALTH CARE		1			1
PIONEER CLINICAL RESEARCH LLC			1	100%	1
HEALTH FIRST HOME CARE		1			1
LabCorp L#09258295 M#09258285			1	100%	1
CVS PA2687POCT EXTON		1			1
ADVENTHEALTH MEDICAL GROUP PEDIATRICS DIABETES &			1	100%	1
MINUTE CLINIC DIAGNOSTICS OF IN, LLC #6252		1			1
JUPITER PEDIATRIC ASSOCIATES, PA			1	100%	1
FLORHAM PARK ENDOSCOPY CENTER		1			1
NICKLAUS CHILDREN'S DORAL OUTPATIENT CENTER			1	100%	1
INTERNAL MEDICINE EMILIA MURRAY MD PA		1			1

COVID-19: testing by laboratory

Data through Feb 20, 2021 verified as of Feb 21, 2021 at 09:25 AM

Data in this report are provisional and subject to change.

The numbers in the table below represent the number of Florida and non-Florida residents for whom test results were received by the Department of Health. A person can be tested by more than one laboratory and can have both positive and negative results. **Therefore, the sum of the numbers in each column will be larger than the total number of people tested.**

Reporting lab	Inconclusive	Negative	Positive	Percent positive	Total
BRISTOL CHILDRENS CLINIC			1	100%	1
ABBOTT LABORATORIES - OCCUPATIONAL HEALTH SERVICES			1	100%	1
TREASURE COAST COMMUNITY HEALTH INC			1	100%	1
Kroger - KR003500568			1	100%	1
MORSELIFE HOME CARE INC			1	100%	1
CVS AZ33POCT TEMPE		1			1
LABTOX LABORATORIES			1	100%	1
BAPTIST HEALTH EXPRESS CARE			1	100%	1
HCA HOUSTON ER 24/7			1	100%	1
Community Care Center of Heritage House, LLC			1	100%	1
Rehab Select of Talladega		1			1
OHSU LABORATORY SERVICES		1			1
PREMIUM HOME HEALTH CARE INC			1	100%	1
MISSOURI DEPARTMENT OF HEALTH AND SENIOR SERVICES - STATE PH LAB		1			1
XSTREMEMD			1	100%	1
PHYSICIANS IMMEDIATE CARE			1	100%	1
Excel Care Center			1	100%	1
MD NOW URGENT CARE			1	100%	1
Kroger 532 - The Little Clinic Murfreesboro		1			1
LEE MEMORIAL HOSPITAL OUTPATIENT SURGERY CENTER			1	100%	1
SOUTHEASTERN INTEGRATED MEDICAL PL			1	100%	1
Bay View Nursing and Rehabilitation Center			1	100%	1
Kroger 705 - The Little Clinic Richmond		1			1
THE NEW JEWISH HOME		1			1
FLAGLER COUNTY BOARD OF COUNTY COMMISSIONERS			1	100%	1
BLACKBAG DIGITAL HEALTH LLC		1			1
PREMIER MOBILE HEALTH SERVICES, LLC			1	100%	1
ALLEGANY COUNTY DEPARTMENT OF HEALTH		1			1
ST CATHERINE HOSPITAL LABORATORY			1	100%	1
The Center at Centennial			1	100%	1
AURORA CONSOLIDATED LABORATORY			1	100%	1
Lenbrook		1			1
CAROMONT HEALTH			1	100%	1
CVS IL2297144CV CHICAGO		1			1
LITTLE COMPANY OF MARY HOSPITAL			1	100%	1
HENRICO DOCTOR'S LABORATORY			1	100%	1
CVS NM8918POCT ALBUQUERQUE		1			1
FREDERICK MEMORIAL HOSPITAL			1	100%	1
Riviera Health Resort		1			1
CENTRAL FLORIDA MEDICAL CARE			1	100%	1
HAWAII DEPARTMENT OF HEALTH LAB			1	100%	1
SOUTH FLORIDA URGENT CARE CENTERS, LLC			1	100%	1
BRIAN C GRINER MD LLC			1	100%	1
CLEVELAND CLINIC AKRON GENERAL			1	100%	1
FAST PACE URGENT CARE			1	100%	1
LIBERTY HEALTH CENTER			1	100%	1
UNITYPOINT HEALTH TRINITY			1	100%	1

COVID-19: testing by laboratory

Data through Feb 20, 2021 verified as of Feb 21, 2021 at 09:25 AM

Data in this report are provisional and subject to change.

The numbers in the table below represent the number of Florida and non-Florida residents for whom test results were received by the Department of Health. A person can be tested by more than one laboratory and can have both positive and negative results. **Therefore, the sum of the numbers in each column will be larger than the total number of people tested.**

Reporting lab	Inconclusive	Negative	Positive	Percent positive	Total
COLUMBIA CREST CARE & RAHAB		1			1
MEDICAL SPECIALISTS OF THE PALM BEACHES INC			1	100%	1
ACUPATH LABORATORIES INC			1	100%	1
ALLIANCE MD DIRECT PRIMARY CARE			1	100%	1
CHC SOUTHWEST FLORIDA LAB-LIVE			1	100%	1
LAKEVIEW REGIONAL HOSPITAL			1	100%	1
Kroger 825 - The Little Clinic Dorothy Lane		1			1
Beth Sholom Home of Eastern Virginia			1	100%	1
Kroger 57 - The Little Clinic Jay C Charlestown		1			1
HYDE PARK MEDICAL CENTER		1			1
			1	100%	1
POMPANO BEACH ARTIFICIAL KIDNEY CENTER			1	100%	1
MEDERI CARETENDERS			1	100%	1
Vi at Aventura		1			1
WY RETIREMENT CENTER		1			1
Hillside Manor Rehabilitation and Extended Care Center		1			1
EILEEN TURBESSI MD PA		1			1
SELECT MEDICAL CLINIC			1	100%	1
ST JOHN'S HOME CARE			1	100%	1
ADVANCED CARDIOVASCULAR DIAGNOSTICS OF FL			1	100%	1
WOODHILLS LABS			1	100%	1
NF Escambia, LLC DBA Olive BranchHealth and Rehabilitaion Center			1	100%	1
Brio of Johnston		1			1
DEVLAB, LLC			1	100%	1
NHC HealthCare St. Charles		1			1
RAMBAM URGENT CARE			1	100%	1
CVS IL5797POCT CAROL STREAM		1			1
SUPERKIDS PEDIATRICS			1	100%	1
HEARTLAND REGIONAL MEDICAL CENTER		1			1
CVS MO5727POCT PLATTE CITY		1			1
HOME AIDE SVC OF EASTERN NY INC D/B/A		1			1
Springdale Village		1			1
1ST CHOICE URGENT CARE CENTER LLC			1	100%	1
PALM COAST DRAW STATION/AMERICAN HEALTH ASSOCIATES		1			1
ROCKLEDGE HEALTH & REHABILITATION CENTER			1	100%	1
Villages of St.Peters		1			1
LABONE		1			1
PEDIATRIC PARTNERS OF ZEPHYRHILLS PA			1	100%	1
LABORATORIO BUENA SALUD			1	100%	1
ADVANCE MD CARE			1	100%	1
Bethany Manor		1			1
EAST COAST INSTITUTE FOR RESEARCH LLC			1	100%	1
AUTUMN HOUSE			1	100%	1
Princeton Place			1	100%	1
MY URGENT CARE CLINIC			1	100%	1
CHRISTIAN REST HOME ASSOC		1			1
ACCOMPLISHED HOME CARE		1			1

COVID-19: testing by laboratory

Data through Feb 20, 2021 verified as of Feb 21, 2021 at 09:25 AM

Data in this report are provisional and subject to change.

The numbers in the table below represent the number of Florida and non-Florida residents for whom test results were received by the Department of Health. A person can be tested by more than one laboratory and can have both positive and negative results. **Therefore, the sum of the numbers in each column will be larger than the total number of people tested.**

Reporting lab	Inconclusive	Negative	Positive	Percent positive	Total
NORTH SHORE HEMATOLOGY-ONCOLOGY ASSOCIATES PC		1			1
MEDICAL CLINIC OF HOUSTON			1	100%	1
MED CHOICE CENTER OF NORTH MIAMI			1	100%	1
ATHENA PLASTIC SURGERY		1			1
WATERTOWN URGENT CARE		1			1
BLACKBERRY CENTER, THE		1			1
BUFFALO VAMC			1	100%	1
SPEARE MEMORIAL HOSPITAL			1	100%	1
ENZO LABS INC			1	100%	1
Fulton County Medical Center Long Term Care			1	100%	1
Kroger 907 - The Little Clinic Holland		1			1
SAN JOSE CLINIC		1			1
COBLESKILL REGIONAL HOSPITAL		1			1
EAST RIDGE RETIREMENT VILLAGE INC		1			1
Kroger 465 - The Little Clinic Oakley		1			1
CORPUS CHRISTI MEDICAL CENTER			1	100%	1
LABTEST LLC LABTEST DIAGNOSTICS			1	100%	1
CVS OH398OPOCT KENT		1			1
DW MCMILLAN MEMORIAL HOSPITAL LABORATORY			1	100%	1
Ohman Family Living at Holly Assisted Living		1			1
MINUTECLINIC DIAGNOSTIC OF VIRGINIA, LLC		1			1
COMMONWEALTH OF VIRGINIA DIVISION OF CONSOLIDATED LABORATORY SERVICES			1	100%	1
SUNCOAST COMMUNITY HEALTH CENTERS INC		1			1
MIL LAKE HEALTHCARE CENTER INC PEDIATRICS			1	100%	1
CENTRAL ALABAMA HEALTH CARE SYSTEM			1	100%	1
DEACONESS URGENT CARE CENTER			1	100%	1
ASCENSION ST VINCENT'S - WESTSIDE			1	100%	1
ENCOMPASS HEALTH REHABILITATION HOSPITAL OF MIAMI			1	100%	1
MEDEXPRESS URGENT CARE - WESTFIELD, E MAIN ST			1	100%	1
Kroger 49 - The Little Clinic Wichita - 21st St.			1	100%	1
SOUTHERN WINDS			1	100%	1
CVS OH6164POCT DELAWARE		1			1
NORTH PALM BEACH DIALYSIS CENTER			1	100%	1
CLEVELAND CLINIC OUTPATIENT LABORATORY			1	100%	1
CVS MA41POCT TAUNTON		1			1
CARE CONNECTIONS AT HOME LLC			1	100%	1
LAKE SIDE MEDICAL CENTER		1			1
HOLY CITY MED URGENT CARE			1	100%	1
MEMORIAL MEDICAL CENTER			1	100%	1
LEHIGH PULMONARY ASSOCIATES			1	100%	1
AYASS BIOSCIENCE LLC			1	100%	1
WESTEX URGENT CARE, PLLC			1	100%	1
LAKEWOOD RANCH MEDICAL GROUP LLC			1	100%	1
RIVERSIDE COUNTY PUBLIC HEALTH LABORATORY			1	100%	1
PACE UNIVERSITY HEALTH CARE		1			1
Miller Health Care Center			1	100%	1
FAMILY MEDICAL CENTER		1			1

COVID-19: testing by laboratory

Data through Feb 20, 2021 verified as of Feb 21, 2021 at 09:25 AM

Data in this report are provisional and subject to change.

The numbers in the table below represent the number of Florida and non-Florida residents for whom test results were received by the Department of Health. A person can be tested by more than one laboratory and can have both positive and negative results. **Therefore, the sum of the numbers in each column will be larger than the total number of people tested.**

Reporting lab	Inconclusive	Negative	Positive	Percent positive	Total
SUREPOINT URGENT CARE PADRE ISLAND			1	100%	1
ST. MARY MEDICAL CENTER		1			1
WW Chem Auto SS			1	100%	1
BAPTIST HEALTH SURGERY CENTER			1	100%	1
IZ MEDICAL		1			1
UNIVERSITY URGENT CARE			1	100%	1
CARENOW URGENT CARE – SPRING			1	100%	1
MIAMI CEREBRAL PALSY RESIDENTIAL			1	100%	1
MINNESOTA DEPARTMENT OF HEALTH LABORATORY			1	100%	1
SACRED HEART MEDICAL CENTER			1	100%	1
ANY LAB TEST FAST CORP			1	100%	1
SARHA DOCTORS CENTER			1	100%	1
Walgreens #3049		1			1
Southwest Louisiana Veterans Home			1	100%	1
Allen Health and Rehabilitation		1			1
CVS SC5479POCT INDIAN LAND		1			1
Monument Health Custer Care Center		1			1
CVS IN6608POCT NEW PALESTINE			1	100%	1
El Paso Health Care Center			1	100%	1
MEDEXPRESS URGENT CARE - DANVILLE		1			1
MEDICAL CITY DENTON			1	100%	1
ORMOND MEDICAL ARTS FAMILY PRACTICE PL			1	100%	1
ORLANDO HEALTH PHYSICIAN GROUP INC			1	100%	1
SPECIALTY DRUG TESTING			1	100%	1
BAYLOR SCOTT AND WHITE MEDICAL CENTER -CENTENTENNIAL			1	100%	1
HIBISCUS COURT			1	100%	1
VISTA DEL SOL MED ASSOC		1			1
Bivins Pointe			1	100%	1
ST LUKES SURGICAL AT THE VILLAGES INC			1	100%	1
HAWKEYE CARE CENTER DUBUQUE		1			1
OPTIMAL MEDICINE INC		1			1
HAMILTON CI MAIN UNIT ANNEX/ WORK CAMP			1	100%	1
SUMMIT COUNTY PUBLIC HEALTH DEPARTMENT			1	100%	1
DIRECT PRIMARY CARE OF BURLESON			1	100%	1
MEDERI CARETENDERS VS OF SE FL LLC DBA			1	100%	1
WVU MEDICINE AT SUNCREST TOWNE CENTRE			1	100%	1
VICTORIA PAIN AND REHABILITATION CENTER			1	100%	1
CYPRESS VILLAGE REHAB CENTER		1			1
CAMBRIDGE HEALTH ALLIANCE			1	100%	1
Terrace Glen Village		1			1
REEVES COUNTY HOSPITAL DISTRICT			1	100%	1
PUTNAM CO HOSPITAL-D/B/A ASBURY TOWERS		1			1
Pontotoc Health and Rehab		1			1
SISTERS MISSION			1	100%	1
STATE OF CALIFORNIA DOH SERVICES			1	100%	1
CARENOW LAKE WORTH			1	100%	1
PUBLIX PHARMACY #0332		1			1

COVID-19: testing by laboratory

Data through Feb 20, 2021 verified as of Feb 21, 2021 at 09:25 AM

Data in this report are provisional and subject to change.

The numbers in the table below represent the number of Florida and non-Florida residents for whom test results were received by the Department of Health. A person can be tested by more than one laboratory and can have both positive and negative results. **Therefore, the sum of the numbers in each column will be larger than the total number of people tested.**

Reporting lab	Inconclusive	Negative	Positive	Percent positive	Total
UUHC - REDSTONE HEALTH CENTER LABORATORY			1	100%	1
CENTRAL FLORIDA ADULT MEDICINE		1			1
PALM SPRINGS GENERAL HOSPITAL			1	100%	1
TLC MEDICAL			1	100%	1
UNIVERISTY HOSPITAL			1	100%	1
DIAGNOSTIC GROUP INTEGRATED HEALTHCARE			1	100%	1
BSA PHYSICIANS GROUP, INC D/B/A BSA FAMILY MEDICAL			1	100%	1
Kingston Care Center of Fort Wayne		1			1
VILLAGES HEALTH SYSTEM, LLC, THE			1	100%	1
CVS OH3306POCT AKRON		1			1
The Evangelical Lutheran Good Samaritan Society Prescott Village		1			1
FLORIDA MEDICAL CLINIC, LLC			1	100%	1
MAHONEY PEDIATRICS PA			1	100%	1
MED-LAKE LABORATORY, LLC			1	100%	1
CVS NE8616POCT LINCOLN		1			1
SOUTHEAST MISSOURI HOSPITAL		1			1
Kroger 970 - The Little Clinic Westfield			1	100%	1
HEALTHCARE AND REHAB OF SANFORD			1	100%	1
CHRISTIANA HOSPITAL		1			1
KENT		1			1
PALOMAR MEDICAL CENTER			1	100%	1
Kroger 683 - The Little Clinic Foothills Plaza		1			1
INDIAN RIDGE		1			1
SAINT ALPHONSUS REGIONAL MEDICAL CENTER			1	100%	1
ST ANTHONY'S PINELLAS CARE CLINIC			1	100%	1
MERRILL GARDENS AT CHAMPIONSGATE			1	100%	1
TITUS REGIONAL MEDICAL CENTER			1	100%	1
CENTRAL JERSEY URGENT CARE OF GREEN BR		1			1
Kroger 97 - The Little Clinic Hutchinson		1			1
Medicalodges Neosho			1	100%	1
PLANT CITY FAMILY CARE		1			1
URGENTMED PLANTATION			1	100%	1
ASCARATE DIALYSIS			1	100%	1
NORTH OKALOOSA PHYSICIAN GRP - WALK IN CLINIC			1	100%	1
MIDWEST COVENANT HOME, INC		1			1
OCCUPATIONAL HEALTH CENTER		1			1
HIGHLAND PARK LAKEWOOD PRESTON HOLLOW			1	100%	1
MEDICAL ARTS LABORATORY			1	100%	1
ABSOLUTE QUICK CARE			1	100%	1
GARDEN VIEW CARE CENTER		1			1
ORANGE PEDIATRICS PA			1	100%	1
BLANCHARD VALLEY HOSPITAL LABORATORY			1	100%	1
BOCA CIEGA CENTER			1	100%	1
EXPRESS WALK IN MEDICAL CENTER			1	100%	1
TITUSVILLE TOWERS ASSISTED LIVING		1			1
C V S / PHARMACY #4396		1			1
OCEAN MEDICAL CENTER		1			1

COVID-19: testing by laboratory

Data through Feb 20, 2021 verified as of Feb 21, 2021 at 09:25 AM

Data in this report are provisional and subject to change.

The numbers in the table below represent the number of Florida and non-Florida residents for whom test results were received by the Department of Health. A person can be tested by more than one laboratory and can have both positive and negative results. **Therefore, the sum of the numbers in each column will be larger than the total number of people tested.**

Reporting lab	Inconclusive	Negative	Positive	Percent positive	Total
SYCAMORE MEDICAL CENTER-KETTERING HEALTH NETWORK			1	100%	1
KINGWOOD EMERGENCY CENTER			1	100%	1
Arch Plaza Nursing and Rehabilitation Center			1	100%	1
CTMD MEDICAL CENTER, PA			1	100%	1
WALKIN MEDICAL URGENT CARE,NEW CITY			1	100%	1
FLORIDA DEPARTMENT OF HEALTH PALM BEACH COUNTY			1	100%	1
FLORIDA KEYS PED AND ADOLES CTR			1	100%	1
CONSOLIDATED			1	100%	1
TITUSVILLE CENTER FOR SURGICAL EXCELLENCE LLC		1			1
MELBOURNE URGENT CARE			1	100%	1
SOUTHWESTERN STATE HOSPITAL LABORATORY			1	100%	1
Waycross Health and Rehabilitation		1			1
SOUTHERN HILLS MEDICAL CENTER			1	100%	1
CAH ACQUISITION COMPANY 11 LLC			1	100%	1
ORDRS, INC.			1	100%	1
DILELLA			1	100%	1
SKYRIDGE CLINICAL ASSOCIATES		1			1
WAKULLA URGENT CARE & DIAGNOSTIC			1	100%	1
Lemont Nursing and Rehab Center			1	100%	1
SCHUYLER HOSPITAL		1			1
SIPERSTEIN DERMATOLOGY LLC			1	100%	1
SUNCOAST RESEARCH GROUP LLC			1	100%	1
VA ST LOUIS HEALTH CARE SYSTEM			1	100%	1
PINEBROOK CARE AND REHABILITATION CENTER□			1	100%	1
YOUTH HEALTH CENTER OF HUNTINGTON		1			1
Advanced Rehabilitation of Vernon		1			1
COLLINS NURSING HOME		1			1
HALIFAX HEALTH PRIMARY CARE ORMOND			1	100%	1
IM&P WELLNES CENTER			1	100%	1
QLABS			1	100%	1
SACRED HEART HOSPITAL NURSING			1	100%	1
HUNEYCUTT FAMILY PRACTICE			1	100%	1
SURGERY CENTER, THE			1	100%	1
JACKSON MADISON CO. GEN. HOSPITAL			1	100%	1
FHPG SURGICAL ASSOCIATES OF EAST PASCO			1	100%	1
AURORA MEDICAL CENTER-KENOSHA			1	100%	1
MED BAR LLC		1			1
AVERA ST. MARY'S HOSPITAL			1	100%	1
CVS PA1296POCT DREXEL HILL		1			1
ER NEAR ME HULEN		1			1
CLARKSVILLE HEALTH SYSTEM			1	100%	1
BROADWAY HEALTH FLORIDA MEDICAL CLINIC URGENT CARE			1	100%	1
BIOMERIEUX			1	100%	1
CVS AZ7263POCT PHOENIX		1			1
WASHINGTONVILLE PHARMACY INC		1			1
St. Josephs Hospital			1	100%	1
VIRGINIA UROLOGY		1			1

COVID-19: testing by laboratory

Data through Feb 20, 2021 verified as of Feb 21, 2021 at 09:25 AM

Data in this report are provisional and subject to change.

The numbers in the table below represent the number of Florida and non-Florida residents for whom test results were received by the Department of Health. A person can be tested by more than one laboratory and can have both positive and negative results. **Therefore, the sum of the numbers in each column will be larger than the total number of people tested.**

Reporting lab	Inconclusive	Negative	Positive	Percent positive	Total
NYU LANGONE AMBULATORY CARE LAKE SUCCE		1			1
SOUTHWOOD NURSING & RETIREMENT CENTER		1			1
PEACE HEALTH FAMILY MEDICINE AT 87TH AVE		1			1
MID-FLORIDA CANCER CENTERS		1			1
POETS WALK SARASOTA			1	100%	1
EXPRESS CARE OF OCALA			1	100%	1
DIGNITY HEALTH GOHEALTH		1			1
BEST CARE COMMUNITY AND FAMILY HEALTH CENTER INC			1	100%	1
PARK LANE NURSING HOME		1			1
LIFE CARE CENTER OF GWINNETT		1			1
UNIVERSITY OF BALTIMORE WASHINGTON MEDICAL CENTER			1	100%	1
PARRISH MEDICAL GROUP			1	100%	1
GIFFORD MEMORIAL HOSPITAL		1			1
MINUTECLINIC DIAGNOSTIC OF OHIO #5060		1			1
MOORE CLINICAL RESEARCH INC			1	100%	1
INSTANT MEDICAL CARE CENTER			1	100%	1
SHANNON CLARK OD, PA			1	100%	1
SOUTHWOOD HEALTHCARE CENTER		1			1
Kroger 481 - The Little Clinic Houston Levee		1			1
JACK M MATHENY II MD			1	100%	1
Mary Anna Nursing Home		1			1
BOCA RATON REGIONAL HOSPITAL		1			1
ST MARY'S OF SAGINAW		1			1
ATRIA TAMARAC			1	100%	1
BERKSHIRE MEDICAL CENTER			1	100%	1
Ash Flat Healthcare and Rehabilitation Center			1	100%	1
FLORIDA MEDICAL CLINIC PA GI			1	100%	1
Maple Lane Nursing Home		1			1
CVS IL2297652CV CHICAGO		1			1
JUPITER MEDICAL CENTER INC			1	100%	1
INTERNAL MEDICINE ASSOCIATES		1			1
Alden North Shore			1	100%	1
FREEPORT ER DOX URGENT CARE		1			1
MEDEXPRESS URGENT CARE - RUSSELLVILLE, W MAIN ST		1			1
MEMORIAL HOSPITAL OF TAMPA			1	100%	1
MEDEXPRESS URGENT CARE - CONWAY		1			1
WELLCARE URGENT CARE			1	100%	1
PALM BEACH DIGESTIVE ASSOCIATES			1	100%	1
WALGREENS #06025		1			1
CVS MINUTE CLINIC #5836		1			1
CVS MA1006POCT BROCKTON		1			1
SOUTHWEST FLORIDA DIVISION LAB			1	100%	1
Troy Center for Rehabilitation & Nursing		1			1
NEVADA DEPARTMENT OF HEALTH AND HUMAN SERVICES			1	100%	1
KENDALL PEDIATRICS PARTNERS LLC			1	100%	1
SACRED HEART HEALTH SYSTEM- MIDWIFE PROGRAM			1	100%	1
VELOCITY URGENT CARE - LITTLE CREEK			1	100%	1

COVID-19: testing by laboratory

Data through Feb 20, 2021 verified as of Feb 21, 2021 at 09:25 AM

Data in this report are provisional and subject to change.

The numbers in the table below represent the number of Florida and non-Florida residents for whom test results were received by the Department of Health. A person can be tested by more than one laboratory and can have both positive and negative results. **Therefore, the sum of the numbers in each column will be larger than the total number of people tested.**

Reporting lab	Inconclusive	Negative	Positive	Percent positive	Total
SHELBYVILLE HOSPITAL COMPANY		1			1
ALLIED PEDIATRICS & FAMILY MEDICINE			1	100%	1
Wildwood Healthcare		1			1
WEILL CORNELL MEDICAL ASSOCIATES - EAST SIDE		1			1
CENTRAL FL INTERNAL MEDICINE ASSOCIATES LLC		1			1
REGENTS PARK OF JACKSONVILLE			1	100%	1
NORTH SHORE MEDICAL CENTER - SALEM HOSPITAL			1	100%	1
COMMUNITY HOSPITALS INDIANAPOLIS			1	100%	1
Shoreline Care Center			1	100%	1
VALUE DRUGS GREENLAWN INC		1			1
GATEWAY LABORATORIES		1			1
WAYNE COUNTY PUBLIC HEALTH		1			1
TRUCARE LIVING CENTERS - SELMA			1	100%	1
SHANNON MEDICAL CENTER			1	100%	1
ST JOHN'S MEDICAL CENTER, TETON VILLAGE			1	100%	1
HABANA HEALTH CARE CENTER			1	100%	1
PEDIATRIC ASSOCIATES - DORAL			1	100%	1
SANFORD HOME		1			1
MAURY REGIONAL MEDICAL CENTER		1			1
SYNERGY DIALYSIS INC			1	100%	1
DR PHILLIPS CENTER FOR WELLNESS		1			1
DEL PRADO MEDICAL CENTER, INC		1			1
WEXFORD HEALTH SOURCES INC		1			1
Community Compassion Center of Batesville			1	100%	1
TARRANT MEDICAL ASSOCIATES			1	100%	1
SUNCOAST BEHAVIORAL HEALTH CENTER			1	100%	1
AAA MEDICAL TESTING			1	100%	1
MOUNT SINAI MEDICAL CENTER AVENTURA ER			1	100%	1
VALLEY HOSPITAL MEDICAL CENTER		1			1
MID FLORIDA BIOLOGICALS			1	100%	1
F W HUSTON MEDICAL CENTER SENIOR LIVIN		1			1
WEST COCOA PHARMACY			1	100%	1
CHILDREN'S NATIONAL MEDICAL CENTER			1	100%	1
MEASE MANOR MEMORY CARE		1			1
KAISER PERMANENTE REGIONAL REFERENCE LABORATORY		1			1
Shelbyville Manor		1			1
CURELOGICS WOUND CARE & HYPERBARIC CENTER		1			1
TAMPA HEALTH CARE PROVIDERS PA		1			1
CLUB HEALTH AND REHABILITATION CENTER, THE		1			1
FAMILY PHYSICIANS OF WINTER PARK, INC			1	100%	1
DELAWARE DEPARTMENT OF HEATH			1	100%	1
Hillside Rehab and Care Center			1	100%	1
Strasburg Care Center		1			1
BEAUMONT HOSPITAL, GROSSE POINTE			1	100%	1
RABI SINHA, MD		1			1
HOLSTON MEDICAL GROUP		1			1
CARESPOT EXPRESS HEALTHCARE BOYNTON BEACH			1	100%	1

COVID-19: testing by laboratory

Data through Feb 20, 2021 verified as of Feb 21, 2021 at 09:25 AM

Data in this report are provisional and subject to change.

The numbers in the table below represent the number of Florida and non-Florida residents for whom test results were received by the Department of Health. A person can be tested by more than one laboratory and can have both positive and negative results. **Therefore, the sum of the numbers in each column will be larger than the total number of people tested.**

Reporting lab	Inconclusive	Negative	Positive	Percent positive	Total
ENCOMPASS HEALTH HOME HEALTH		1			1
MIAMI-DADE COUNTY HEALTH DEPT.		1			1
BLUFFTON HEALTH CENTER			1	100%	1
Kroger 407 - The Little Clinic Lexington		1			1
Cornerstone at the Ranch		1			1
DAVITA DIALYSIS-NORTH			1	100%	1
BRONSON METHODIST HOSPITAL			1	100%	1
BMC MAYPORT			1	100%	1
URGENT CARE CENTER OF PORT ORANGE LLC			1	100%	1
COLOMBO'S PHARMACY		1			1
AMERICAN DRUG TESTING LAB LLC			1	100%	1
ADVANCED URGENT CARE PLLC		1			1
Harris Hill Nursing Facility		1			1
WEST VIRGINIA LABORATORIES			1	100%	1
FLORIDA HOSPITAL ORMOND BEACH			1	100%	1
CVS AZ5477POCT SURPRISE		1			1
ELDER ALTERNATIVES INC			1	100%	1
FRANKLIN CBOC			1	100%	1
Mercy Manor Transition Center			1	100%	1
Florence Home		1			1
MEDOR/ACC SYNCHRONY			1	100%	1
EVERGREEN NURSING HOME		1			1
MOBILE MEDICAL CLINIC			1	100%	1
CITRUS HEALTH NETWORK INC			1	100%	1
DIMMIT REGIONAL HOSPITAL			1	100%	1
Walgreens #5065		1			1
FELD ENTERTAINMENT			1	100%	1
Redwood Springs Healthcare			1	100%	1
BOND COUNTY HEALTH DEPARTMENT			1	100%	1
PREMIER PEDIATRICS LLC			1	100%	1
METROWEST MEDICAL CENTER - FRAMINGHAM			1	100%	1
Kroger 410 - The Little Clinic Trinity		1			1
CVS NC2749POCT CONCORD		1			1
INHEALTH LIFE SCIENCES LLC			1	100%	1
PLEASANT RIDGE MANOR WEST		1			1
KIDSVILLE PEDIATRICS III PA			1	100%	1
HILLSBORO MEDICAL CENTER MAIN LABORATO		1			1
CVS TX7675POCT RED OAK			1	100%	1
BETHESDA HOSPITAL			1	100%	1
SHP WESTCHESTER LLC		1			1
SAINT PETE MRI			1	100%	1
CVS IN8669POCT INDIANAPOLIS		1			1
NEW MILFORD HOSPITAL			1	100%	1
ADVENTHEALTH MEDICAL GROUP SENIOR HEALTH AT			1	100%	1
JMJ FAMILY PRACTICE			1	100%	1
HIDALGO FAMILY CLINIC			1	100%	1
MEDCOR, INC			1	100%	1

COVID-19: testing by laboratory

Data through Feb 20, 2021 verified as of Feb 21, 2021 at 09:25 AM

Data in this report are provisional and subject to change.

The numbers in the table below represent the number of Florida and non-Florida residents for whom test results were received by the Department of Health. A person can be tested by more than one laboratory and can have both positive and negative results. **Therefore, the sum of the numbers in each column will be larger than the total number of people tested.**

Reporting lab	Inconclusive	Negative	Positive	Percent positive	Total
PARK AVENUE PEDIATRICS PC		1			1
MDS PHARMA SERVICES		1			1
The Pines at Poughkeepsie Center for Nursing and Rehabilitation		1			1
CARESOUTH HHA HOLDINGS OF THE TREASURE COAST LLC			1	100%	1
BAYCARE OUTREACH LAB AT NEW TAMPA			1	100%	1
BOULDER COMMUNITY HOSPITAL			1	100%	1
USC VERDUGO HILLS HOSPITAL			1	100%	1
PRIMARY HEALTH CARE ASSOCIATES INC			1	100%	1
ARLINGTON ADULT RESIDENTIAL FACILITY, INC			1	100%	1
LAKE SUCCESS EXTENDED CARE		1			1
SOUTH TEXAS HEALTH SYSTEM ER - WARE ROAD			1	100%	1
ATHENS LIMESTONE HOSPITAL		1			1
SUNCOAST PRIMARY CARE LLC			1	100%	1
TEMPUS_LABS			1	100%	1
MEMORIAL HERMANN SOUTHWEST HOSPITAL			1	100%	1
GENOTOX LABORATORIES		1			1
CVS NV8784POCT LAS VEGAS		1			1
CHAMBREL AT PINECASTLE			1	100%	1
LAREDO EMERGENCY ROOM			1	100%	1
Autumn Care of Suffolk		1			1
ARCADIA DIALYSIS CENTER			1	100%	1
NORTHSIDE FAMILY MEDICINE AND URGENT CARE (HOLLY SPRINGS)		1			1
NATIONAL INSTITUTES OF HEALTH CLINICAL CENTER			1	100%	1
DEPT OF VA MEDICAL CENTER - MIAMI			1	100%	1
TEVAPHARM			1	100%	1
JUP Serology SubSection			1	100%	1
HALEYVILLE HEALTH CARE CENTER		1			1
HEALTH FIRST MEDICAL GROUP LLC			1	100%	1
COMMUNITY MEDICAL CENTER-ORANGE CITY		1			1
FLORENCE J HUNT STUDENT WELLNESS CENTER - HEALTH SERVICES (ABBOTT)		1			1
Schenectady Center for Rehabilitation & Nursing		1			1
BRUCE S WEST MD			1	100%	1
OCEANVIEW NURSING AND REHABILITAION CENTER			1	100%	1
SANFORD LABORATORIES WATERTOWN			1	100%	1
EAST TENNESSEE STATE UNIVERSITY		1			1
Northern Nevada State Veterans Home		1			1
FLAGLER PROFESSIONAL HEALTH CARE SERVICES INC		1			1
Heartland of Perrysburg		1			1
RIVERSIDE MEDICAL CENTER		1			1
BROOKSHIRE, THE			1	100%	1
MEDEXPRESS URGENT CARE-MEADVILLE			1	100%	1
Falmouth By The Sea			1	100%	1
EVENTIDE LUTHERAN HOME		1			1
NORTH FL SOUTH GA HCS-LAKE CITY			1	100%	1
SPINE & PAIN CONSULTANT PLLC		1			1
Heritage Health of Peru			1	100%	1
UHEALTH CORAL SPRINGS			1	100%	1

COVID-19: testing by laboratory

Data through Feb 20, 2021 verified as of Feb 21, 2021 at 09:25 AM

Data in this report are provisional and subject to change.

The numbers in the table below represent the number of Florida and non-Florida residents for whom test results were received by the Department of Health. A person can be tested by more than one laboratory and can have both positive and negative results. **Therefore, the sum of the numbers in each column will be larger than the total number of people tested.**

Reporting lab	Inconclusive	Negative	Positive	Percent positive	Total
441 URGENT CARE CENTER - BROWNWOOD			1	100%	1
EMERSON HOSPITAL LABORATORY			1	100%	1
WYOMING COUNTY DEPARTMENT OF HEALTH		1			1
VCU HEALTH SYSTEM AUTHORITY - MCV HOSPITALS			1	100%	1
FLORIDA HOSPITAL LAB			1	100%	1
MEDEXPRESS-DOVER		1			1
Florida Baptist Retirement Center		1			1
CVS NM7242POCT ALBUQUERQUE		1			1
SANTA BARABARA ALF LLC (THE WINDSOR)			1	100%	1
BL DIAGNOSTICS LLC			1	100%	1
Signature Healthcare of Georgetown		1			1
CHIEFLAND MEDICAL CENTER			1	100%	1
Chestnut Ridge Nursing & Rehab		1			1
SANTA CLARA VALLEY MEDICAL CENTER			1	100%	1
A G RHODES HOME AT WESLEY WOODS		1			1
CAREWELL 203			1	100%	1
ST.ELIZABETH HEALTH CENTER	1				1
Oregon Veterans Home The Dalles		1			1
MOUNT SINAI MEDICAL CENTER OF FLORIDA, INC			1	100%	1
UCH LAB			1	100%	1
CVS MA2401POCT MARSHFIELD		1			1
FAMILY AND INTERNAL MEDICINE ASSOCIATES		1			1
STEWARD FLORIDA ALF, INC			1	100%	1
CUSTOM SCRIPTS PHARMACY		1			1
CLINICAL CARE INC			1	100%	1
ASSOCIATES MD MEDICAL GROUP INC			1	100%	1
MED & CO INVESTMENT LLC		1			1
CVS SC2250POCT COLUMBIA		1			1
FLORIDA CLINICAL RESEARCH CENTER, LLC			1	100%	1
Glen Oaks Health and REhabilitation		1			1
Sherwood Oaks Health Center			1	100%	1
CVS NE2741POCT LA VISTA		1			1
CVS NC7057POCT SHELBY		1			1
JP MORGAN CHASE HEALTH SERVICES			1	100%	1
HALE KUPUNA HERITAGE HOME		1			1
UNIVERSITY OF SOUTH FLORIDA			1	100%	1
VELOCITY URGENT CARE - REDMILL			1	100%	1
Kroger 672 - The Little Clinic Bill Kennedy & Glenwood		1			1
HOSPICE OF MARION COUNTY INC			1	100%	1
Waters of Covington		1			1
ACCURATE HEALTH SERVICES CORP			1	100%	1
MERCYONE DES MOINES MEDICAL CENTER			1	100%	1
WALGREENS #15291		1			1
Harbert Hills Academy Nursing Home		1			1
ARBOR DIAGNOSTICS, INC		1			1
Broomall Manor		1			1
WESTON COUNTY HEALTH SERVICES			1	100%	1

COVID-19: testing by laboratory

Data through Feb 20, 2021 verified as of Feb 21, 2021 at 09:25 AM

Data in this report are provisional and subject to change.

The numbers in the table below represent the number of Florida and non-Florida residents for whom test results were received by the Department of Health. A person can be tested by more than one laboratory and can have both positive and negative results. **Therefore, the sum of the numbers in each column will be larger than the total number of people tested.**

Reporting lab	Inconclusive	Negative	Positive	Percent positive	Total
AESTHETIC PHYSICIANS PC			1	100%	1
BRANDON OUTREACH CLINIC			1	100%	1
ST JOHNS MEDICAL CENTER		1			1
NEW HORIZON PRIMARY CARE LLC			1	100%	1
PM PEDIATRICS OF BAYSIDE, PLLC - RIVE		1			1
FAIRFIELD MEDICAL CENTER			1	100%	1
MEDICAL LIFE-INC GUIDEWELL EMERGENCY MEDICINE			1	100%	1
PALMETTO BAY MEDICAL CENTER			1	100%	1
LANGLEY DIALYSIS			1	100%	1
KIDSVILLE PEDIATRICS IV PA		1			1
WESTCOAST FAMILY PRACTICE		1			1
UNIVERSITY OF VERMONT MEDICAL CENTER			1	100%	1
SOMA MEDICAL CENTER PA #3 PALOMINO			1	100%	1
ALBANY MEDICAL CENTER			1	100%	1
STEPHENS COUNTY HOSPITAL			1	100%	1
RENOWN REGIONAL MEDICAL CENTER			1	100%	1
2504-HOMEWOOD		1			1
Kroger 777 - The Little Clinic Shelbyville		1			1
Salem Hills Rehabilitation and Nursing Center		1			1
NEW YORK UNIVERSITY MEDICAL CENTER			1	100%	1
CENTRAL CAROLINA HOSPITAL			1	100%	1
NORTH RIVER FAMILY HEALTH CENTER			1	100%	1
Signature Healthcare of Palm Beach			1	100%	1
ADAMS COUNTY HEALTH DEPARTMENT			1	100%	1
ANMED HEALTH MEDICAL CENTER			1	100%	1
ROYAL OAK MEDICAL CENTER LLC DBA CHARACTER FAMILY			1	100%	1
DIXIE REGIONAL MEDICAL CENTER			1	100%	1
STEWART MEDICAL GROUP INC			1	100%	1
PUBLIX PHARMACY # 1236			1	100%	1
JOSHUA E CHESIR MD		1			1
JOHNSON & JOHNSON VISION CARE-VISTAKON			1	100%	1
EAST FL CORE LAB			1	100%	1
ROUTE 16 PHARMACY LLC DBA HOLLAND PHAR		1			1
Mountain View Manor			1	100%	1
SAWGRASS PEDIATRIC PARTNERS LLC			1	100%	1
Regency Square			1	100%	1
BEAUMONT URGENT CARE		1			1
PELICAN STATE OUTPATIENT CENTER			1	100%	1
TMH CANCER CENTER LABORATORY			1	100%	1
Holly Hill Healthcare Center			1	100%	1
Ramsey Village		1			1
GARDENS AT MAPLEWOOD			1	100%	1
MIDWAY SPECIALTY CARE CENTER INC		1			1
FAMILY PRACTICE ASSOCIATES		1			1
LIFELINK TRANSPLANT INSTITUTE LAB			1	100%	1
KINGWOOD EMERGENCY HOSPITAL			1	100%	1
Altenheim Senior Living		1			1

COVID-19: testing by laboratory

Data through Feb 20, 2021 verified as of Feb 21, 2021 at 09:25 AM

Data in this report are provisional and subject to change.

The numbers in the table below represent the number of Florida and non-Florida residents for whom test results were received by the Department of Health. A person can be tested by more than one laboratory and can have both positive and negative results. **Therefore, the sum of the numbers in each column will be larger than the total number of people tested.**

Reporting lab	Inconclusive	Negative	Positive	Percent positive	Total
UMMC MIDTOWN CAMPUS			1	100%	1
PCR DIAGNOSTICS			1	100%	1
MICROBIOLOGY DEPARTMENT			1	100%	1
CHP COVID-19 (TX)			1	100%	1
HELIX URGENT CARE			1	100%	1
DAYTONA BEACH CENTRA CARE			1	100%	1
HACKENSACK UNIVERSITY MEDICAL CENTER		1			1
CHOTA COMMUNITY HEALTH SERVICES		1			1
SOUTHEASTERN HEALTH FACILITES, INC		1			1
TCPA CLINICAL LABORATORIES			1	100%	1
MEMORIAL HOSPITAL - BELLEVILLE			1	100%	1
Wexner Heritage House			1	100%	1
Grand Junction VAMC		1			1
DE TAR HOSPITAL			1	100%	1
ADVENTHEALTH MEDICAL GROUP COMMUNITY MEDICINE			1	100%	1
Essex Center for Rehabilitation and Healthcare		1			1
FIT4LIFE MEDICAL CENTER			1	100%	1
CARING PROFESSIONAL HEALTH CARE LLC		1			1
LADY OF THE SEA HOSPITAL LAB			1	100%	1
HAPPY KIDZ PEDIATRICS PL			1	100%	1
MEDEX CLINIC LLC			1	100%	1
SONORAN DESERT PATHOLOGY			1	100%	1
FASTMED URGENT CARE			1	100%	1
Brown Memorial Home		1			1
OHIOHEALTH URGENT CARE			1	100%	1
RIDGEFIELD PEDIATRIC ASSOCIATES		1			1
Seal Rock Healthcare		1			1
CVS TN4624POCT KNOXVILLE			1	100%	1
LOUIS STOKES CLEVELAND VA MEDICAL CENTER			1	100%	1
Kroger 126 - The Little Clinic Cottonwood		1			1
NORTHWEST FLORIDA SPECIALTY PHYSICIANS LLC		1			1
PINNACLE DIALYSIS		1			1
OPTUM PRIMARY CARE			1	100%	1
TIMPANOGOS REGIONAL HOSPITAL			1	100%	1
ADVENTHEALTH DURAND			1	100%	1
Eagle Health and Rehabilitation		1			1
Woodstock Nursing and Rehabilitation Center		1			1
Dugan Memorial Home		1			1
FIU HEALTH CARE CENTER			1	100%	1
Kroger 086 - The Little Clinic Broomfield-Sheridan		1			1
Kroger 550 - The Little Clinic Bellevue		1			1
MINUTECLINIC DIAGNOSTIC OF NH, LLC (CL		1			1
IMMY LABS			1	100%	1
SHRIVERS PHARMACY AND WELLNESS CENTER			1	100%	1
CRYSTAL RIVER FIRE DEPARTMENT			1	100%	1
MERCY GENERAL HOSPITAL			1	100%	1
Life Care Center of Auburn		1			1

COVID-19: testing by laboratory

Data through Feb 20, 2021 verified as of Feb 21, 2021 at 09:25 AM

Data in this report are provisional and subject to change.

The numbers in the table below represent the number of Florida and non-Florida residents for whom test results were received by the Department of Health. A person can be tested by more than one laboratory and can have both positive and negative results. **Therefore, the sum of the numbers in each column will be larger than the total number of people tested.**

Reporting lab	Inconclusive	Negative	Positive	Percent positive	Total
WEST FLORIDA MEDICAL ASSOCIATES PA			1	100%	1
MAYO CLINIC COUMADIN CLINIC LABORATORY			1	100%	1
MEDICAL ASSOCIATES OF PINELLAS - LAB			1	100%	1
OCALA RKC EAST HEMO #1			1	100%	1
STANDIFER PLACE		1			1
SAINT JOSEPH'S HOSPITAL AND MEDICAL CENTER		1			1
SHAMRA MEDICAL LABORATORY			1	100%	1
SKY RIDGE MEDICAL CENTER - MICRO			1	100%	1
Mayfair Village Nursing Care Center		1			1
Kroger 367 - The Little Clinic Walton		1			1
MAYO MEDICAL LABORATORIES			1	100%	1
NORTHSIDE FAMILY MEDICINE		1			1
BROOKDALE FORT WALTON BEACH			1	100%	1
Birmingham Nursing and Rehabilitation East LLC		1			1
DOCTORS MEMORIAL HOSP HOME HEALTH CARE		1			1
FLORIDA DEPARTMENT OF HEALTH IN CITRUS COUNTY		1			1
BOLLES SCHOOL, THE			1	100%	1
1ST MED DOTHAN			1	100%	1
PRIMARY & URGENT CARE CENTERS			1	100%	1
Kroger 929 - The Little Clinic Corryville		1			1
PALM WEST INTERNIST PA			1	100%	1
APOLLOMDX LLC			1	100%	1
FIRST CARE OF GAINESVILLE			1	100%	1
ELITE MEDICAL LABORATORY SOLUTIONS LLC			1	100%	1
KANA MEDICAL			1	100%	1
EXCEL URGENT CARE OF NJ			1	100%	1
HERNANDO COUNTY HEALTH DEPT			1	100%	1
Kroger - KR062000426			1	100%	1
CROZER-CHESTER MEDICAL CENTER			1	100%	1
THE MEDICAL CENTER			1	100%	1
CVS IL8750POCT CHICAGO		1			1
GENESIS HEALTH SYSTEM			1	100%	1
CVS TX7603POCT SAGINAW		1			1
WORKFORCE HEALTH DEPARTMENT			1	100%	1
UNITED HEALTHCARE			1	100%	1
BASCOM PALMER EYE INSTITUTE			1	100%	1
MEDEXPRESS URGENT CARE - BECKLEY		1			1
CVS NC3853POCT BURLINGTON		1			1
CAREHERE HUDSON BAY			1	100%	1
SC-GA2018 THE RIDGE REHABILITATION & H		1			1
VANAJA SUREDDI MD PA			1	100%	1
BATESVILLE - SHERWOOD URGENT CARE			1	100%	1
SOUTHWEST ORLANDO FAMILY MEDICINE, PL			1	100%	1
CIMA MEDICAL CENTER			1	100%	1
INTEGRATED GENETICS SEQUENOM		1			1
EDWARD HOSPITAL			1	100%	1
CONCENTRA - TAMPA EAST		1			1

COVID-19: testing by laboratory

Data through Feb 20, 2021 verified as of Feb 21, 2021 at 09:25 AM

Data in this report are provisional and subject to change.

The numbers in the table below represent the number of Florida and non-Florida residents for whom test results were received by the Department of Health. A person can be tested by more than one laboratory and can have both positive and negative results. **Therefore, the sum of the numbers in each column will be larger than the total number of people tested.**

Reporting lab	Inconclusive	Negative	Positive	Percent positive	Total
LOGAN COUNTY HOSPITAL			1	100%	1
MINUTE-CLINIC DIAGNOSTIC OF VIRGINIA, LLC #3949		1			1
FIVE STAR PREMIER RESIDENCES OF POMPANO BEACH			1	100%	1
BRUSHY CREEK FAMILY HOSPITAL			1	100%	1
MEDEXPRESS URGENT CARE - PATRICK STREE			1	100%	1
ARIZA WELLNESS CARE LLC			1	100%	1
Sunnybrook Rehabilitation Center			1	100%	1
RESTORE MEDICAL PARTNERS PLLC			1	100%	1
HAVASU REGIONAL MEDICAL CENTER			1	100%	1
LPG COCONUT POINT - FAMILY/ INTERNAL MEDICINE		1			1
PALM BEACH DIABETES AND ENDOCRINE SPECIALISTS, PA			1	100%	1
BAYOU URGENT CARE			1	100%	1
FLORIDA ADVANCED MEDICAL AND DERM AESTHETICS LLC			1	100%	1
Robinson Terrace Rehabilitation and Nursing Center		1			1
SMITH KLINE			1	100%	1
COASTAL DETOX		1			1
HARMONY HEALTHCARE ORLANDO INC		1			1
SANITAS RESEARCH LLC			1	100%	1
ROBERTS WESLEYAN COLLEGE HEALTH CENTE		1			1
HELGEMO & LIQU PEDIATRICS			1	100%	1
CAN COMMUNITY HEALTH LLC		1			1
CVS OH4300POCT STRONGSVILLE		1			1
DERMDX, DIV OF AURORA DIAGNOSTICS/BERNHARDT LAB		1			1
ADVANCED LABORATORY SERVICES			1	100%	1
Bethel Lutheran Nursing & Rehabilitation Center		1			1
JACKSONVILLE VA OPC			1	100%	1
ADDINGTON PLACE EAST LAKE		1			1
Monument Health Strugis Care Center		1			1
THE LITTLE CLINIC LLC			1	100%	1
PEDRO L ORTEGA MD PA			1	100%	1
BAYFRONT HEAL WOUND CARE AND HYPERBARIC CENTER			1	100%	1
BIOMAT ORLANDO		1			1
St. Anne Home		1			1
CAPSTONE REHABILITATION AND HEALTHCARE		1			1
CVS CA9823POCT SACRAMENTO		1			1
CLERMONT HEALTH DEPARTMENT			1	100%	1
RML PHARMACY PC		1			1
RM PHARMACY SERVICES INC		1			1
MOUNT ST MARYS HOSPITAL OF NIAGARA FALLS			1	100%	1
CONVENIENT MEDICAL AND HEALTH SERVICES			1	100%	1
MORNINGSIDE NURSING AND REHABILITATION		1			1
CHI ST VINCENT LITTLE ROCK DIAGNOSTIC CLINIC			1	100%	1
MERCY – NORTH IOWA			1	100%	1
ARIZONA STATE LABORATORY			1	100%	1
BREVARD FAMILY WALK IN CLINIC			1	100%	1
GOSHEN HOSPITAL			1	100%	1
PEACHEALTH LABORATORIES		1			1

COVID-19: testing by laboratory

Data through Feb 20, 2021 verified as of Feb 21, 2021 at 09:25 AM

Data in this report are provisional and subject to change.

The numbers in the table below represent the number of Florida and non-Florida residents for whom test results were received by the Department of Health. A person can be tested by more than one laboratory and can have both positive and negative results. **Therefore, the sum of the numbers in each column will be larger than the total number of people tested.**

Reporting lab	Inconclusive	Negative	Positive	Percent positive	Total
OMNI HEALTHCARE URGENT CARE			1	100%	1
OHIO VALLEY MANOR NURSING & AFFILIATED LABORATORIES INC		1			1
MONMOUTH MEDICALC ENTER		1			1
Aspire Physical Recovery Center at Cahaba River		1			1
Memorial Health Care Center			1	100%	1
ANDERSON REGIONAL MEDICAL CENTER			1	100%	1
NFRC CLINICAL LAB			1	100%	1
PREMIER FAMILY AND SPORTS MEDICINE LLC			1	100%	1
JACKSBORO URGENT CARE			1	100%	1
METROPOLITAN			1	100%	1
HOLLAND COMMUNITY HOSPITAL		1			1
ANDERSON FAMILY MEDICINE			1	100%	1
CVS OH3458POCT BEAVERCREEK		1			1
JAX FAMILY CARE		1			1
Good Samaritan Society - Albion		1			1
LP ELIZABETHTON		1			1
BEAUMONT HOSPITAL			1	100%	1
Summit Medical Group Morristown Oncology		1			1
FLORIDA HOME HEALTH			1	100%	1
CVS MA594POCT FALMOUTH		1			1
WATERBURY HOSPITAL REFERENCE LAB			1	100%	1
MEDEXPRESS URGENT CARE - TOPEKA, SW WANAMAKER RD		1			1
SUN CLINICAL LABORATORIES			1	100%	1
URGENT CARE OF KANSAS CITY			1	100%	1
LITTLE FALLS HOSPITAL LABORATORY		1			1
YOUR HEALTH PEDIATRICS			1	100%	1
HEALTHFORCE PARTNERS INC			1	100%	1
Kroger 670 - The Little Clinic Powell		1			1
bishop rehabilitation and nursing center		1			1
Kroger 390 - The Little Clinic North College Hill		1			1
WEST PENSACOLA DIALYSIS CENTER			1	100%	1
ST. VINCENT HOSPITAL			1	100%	1
PCG MOLECULAR			1	100%	1
COASTAL ER IX, PHYSICIANS PREMIER			1	100%	1
PORTAGE MEDICAL CENTER			1	100%	1
THE LITTLE CLINIC, LLC			1	100%	1
MID FLORIDA COMMUNITY SERVICES			1	100%	1
UW MEDICINE CHU LAB			1	100%	1
CATSKILL REGIONAL MEDICAL CENTER		1			1
VISTA LAKE ASSISTED LIVING			1	100%	1
TERRELL URGENT CARE			1	100%	1
UPSON REGIONAL MEDICAL CENTER			1	100%	1
Kroger 397 - The Little Clinic Frankfort East		1			1
DIVERSICARE OF BIG SPRINGS		1			1
ORCHID TERRACE		1			1
ASSISTED LIVING AT TREZEVANT		1			1

COVID-19: testing by laboratory

Data through Feb 20, 2021 verified as of Feb 21, 2021 at 09:25 AM

Data in this report are provisional and subject to change.

The numbers in the table below represent the number of Florida and non-Florida residents for whom test results were received by the Department of Health. A person can be tested by more than one laboratory and can have both positive and negative results. **Therefore, the sum of the numbers in each column will be larger than the total number of people tested.**

Reporting lab	Inconclusive	Negative	Positive	Percent positive	Total
CVS TX3292POCT WYLIE		1			1
Kroger 519 - The Little Clinic Staples Mill Road		1			1
LABORATORY SERVICES SGHS - CAMDEN		1			1
MEDEXPRESS URGENT CARE - HADLEY		1			1
ALLIED PHYSICIANS GROUP		1			1
PATIENT FIRST-GENERAL BOOTH			1	100%	1
Victory Health and Rehabilitation			1	100%	1
TAMPA GENERAL MEDICAL GROUP LABORATORY HEALTHPARK			1	100%	1
Kroger 368 - The Little Clinic Frankfort West		1			1
MY WELLNESS EXPRESS			1	100%	1
Portsmouth Health and Rehab			1	100%	1
BAPTIST HEALTH PRIMARY CARE AT DORAL			1	100%	1
HUMC		1			1
EASTSIDE URGENT CARE			1	100%	1
DEERFIELD BEACH REHABILITATION AND NURSING			1	100%	1
HUDSON REGIONAL HOSPITAL			1	100%	1
MEDCOR CORPORATE CLINIC			1	100%	1
CENTRAL JERSEY URGENT CARE OF EATONTOW		1			1
MARYLAND DEPARTMENT OF HEALTH AND MENTAL HYGIENE-LABORATORIES			1	100%	1
MINUTECLINIC, LLC #07876			1	100%	1
PATHOLOGY		1			1
MAYO CLINIC BEACHES PRIMARY CARE CTR		1			1
Kroger 618 - The Little Clinic Trail Creek Village		1			1
PEDIATRIC ASSOCIATES - MIAMI LAKES		1			1
APS-SUMMIT CARE PHARMACY, LLC DBA OMNICARE		1			1
WATERS EDGE ELEMENTARY SCHOOL			1	100%	1
Long Beach Care Center			1	100%	1
CVS IL2798POCT CHICAGO			1	100%	1
WEST FLORIDA HOSPITAL LABORATORY			1	100%	1
MEMORIAL SATILLA HEALTH			1	100%	1
NORDX			1	100%	1
JOHN PETER SMITH HOSPITAL- OB TRIAGE			1	100%	1
WRIGHT PATTERSON AFB MEDICAL CENTER			1	100%	1
PRIORITY CARE LLC			1	100%	1
MARQUETTE GENERAL HOSPITAL			1	100%	1
CVS AZ3749POCT GOODYEAR		1			1
CHIPLEY DIALYSIS			1	100%	1
IRA FIALKO DO			1	100%	1
HEART HOSPITAL OF LAFAYETTE: EMERGENCY ROOM			1	100%	1
Virginia Gay Nursing and Rehab		1			1
CLEVELAND CLINIC OHIO LABORATORIES			1	100%	1
WMC HEALTH GROUP OF KISSIMMEE LLC			1	100%	1
ASHLEY PEDIATRICS DAY & NIGHT CLINIC			1	100%	1
BRITTNEY WHELIHAN IRWIN ARNP LLC			1	100%	1
HENRY FORD WEST BLOOMFIELD HOSPITAL			1	100%	1
PEDIATRIC PARTNERS			1	100%	1
PALM COTTAGE OPERATOR LLC			1	100%	1

COVID-19: testing by laboratory

Data through Feb 20, 2021 verified as of Feb 21, 2021 at 09:25 AM

Data in this report are provisional and subject to change.

The numbers in the table below represent the number of Florida and non-Florida residents for whom test results were received by the Department of Health. A person can be tested by more than one laboratory and can have both positive and negative results. **Therefore, the sum of the numbers in each column will be larger than the total number of people tested.**

Reporting lab	Inconclusive	Negative	Positive	Percent positive	Total
CVS NV5286POCT HENDERSON		1			1
Walgreens #11724		1			1
HARDIN MEMORIAL HOSPITAL - HEARTLAND PATHOLOGY CONSULTANTS			1	100%	1
COVENANT HEALTH		1			1
Diversicare of Smyrna		1			1
GIBSON AREA PRIMARY CARE			1	100%	1
URGENT CARE OF COASTAL GEORGIA			1	100%	1
FLORIDA HEART AND VASCULAR MULTISPECIALTY GROUP PA			1	100%	1
HORIZON MEDICAL CENTER			1	100%	1
CARENOW-MONTGOMERY			1	100%	1
Livingston County Center for Nursing and Rehabilitation		1			1
SANCHEZ CAZAU MEDICAL GROUP			1	100%	1
ROSE HAVEN NURSING CENTER		1			1
WESLEY MEDICAL CENTER			1	100%	1
RAYMOND F CARON MD			1	100%	1
ACCESS MEDICAL GROUP OF TAMPA INC			1	100%	1
PALMETTO PRIMARY CARE PHYSICIANS			1	100%	1
Wetumpka Health and Rehab, LLC		1			1
HENRY FORD HOSPITAL			1	100%	1
MISSION HOSPITAL – MEMORIAL CAMPUS			1	100%	1
CONCORDIA MANOR			1	100%	1
HILTON HEAD HOSPITAL/INPATIENT			1	100%	1
KIOSK MEDICINE OF KENTUCKY LLC		1			1
MANOR CARE OF DELRAY BEACH FL LLC		1			1
SOUTH FLORIDA RESEARCH ORGANIZATION			1	100%	1
ALPHA CLINICAL LABORATORY CORP.			1	100%	1
TRUMAN MEDICAL CENTER - HOSPITAL HILL			1	100%	1
SIGNATURE CARE MEMORIAL CITY			1	100%	1
GOOD SAMARITAN SOCIETY - DE SMET		1			1
ORLANDO PHYSICIAN NETWORK		1			1
BAYMEADOWS PEDIATRIC CARE		1			1
MT SINA1 HOSPICE			1	100%	1
PREMIER PEDIATRICS			1	100%	1
FLORIDA HEALTH CARE MEDICAL GROUP		1			1
Kroger 596 - The Little Clinic Brentwood		1			1
VALUE DRUGS BRONXVILLE INC		1			1
PORTSMOUTH REG. HOSPITAL			1	100%	1
ST. JOHN HOSPITAL & MEDICAL CENTER			1	100%	1
WOOD COUNTY HEALTH DEPARTMENT			1	100%	1
SPHERE DX			1	100%	1
Total	87,831	16,078,849	2,400,590	13%	18,567,270