

COVID-19: summary of cases and monitoring

Data through Feb 22, 2021 verified as of Feb 23, 2021 at 09:25 AM

Data in this report are provisional and subject to change.

Cases: people with positive PCR or antigen test result		Cases: people with positive PCR or antigen test result	
Total cases		Risk factors for Florida residents	
Florida residents	1,844,228	Traveled	14,672
Non-Florida residents	34,305	Contact with a known case	707,442
Type of testing		Traveled and contact with a known case	20,037
Florida residents	1,844,228	Neither	1,102,077
Positive by BPHL/CDC	67,675	No travel and no contact	213,662
Positive by commercial/hospital lab	1,776,553	Travel is unknown	646,049
PCR positive	1,502,549	Contact is unknown	404,565
Antigen positive	341,679	Contact is pending	421,350
Non-Florida residents	34,305	Travel can be unknown and contact can be unknown or pending for the same case, these numbers will sum to more than the "neither" total.	
Positive by BPHL/CDC	852		
Positive by commercial/hospital lab	33,453		
PCR positive	23,803		
Antigen positive	10,502		
Characteristics			
Florida residents hospitalized	78,212		
Florida resident deaths	30,213		
Non-Florida resident deaths	536		
Hospitalized counts include anyone who was hospitalized at some point during their illness. It does not reflect the number of people currently hospitalized.			
More information on deaths identified through death certificate data is available on the National Center for Health Statistics website at www.cdc.gov/nchs/nvss/vsrr/COVID19/index.htm .			

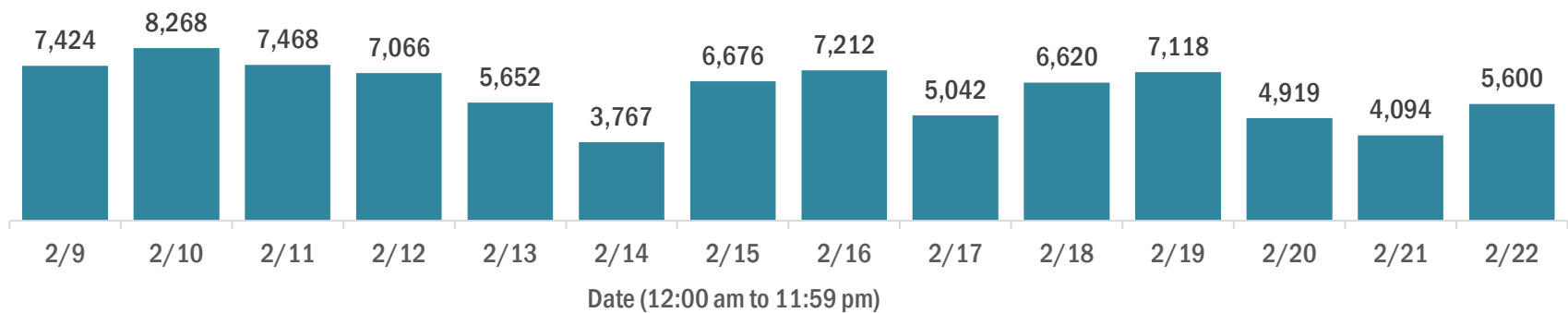
COVID-19: summary of laboratory testing

Data through Feb 22, 2021 verified as of Feb 23, 2021 at 09:25 AM

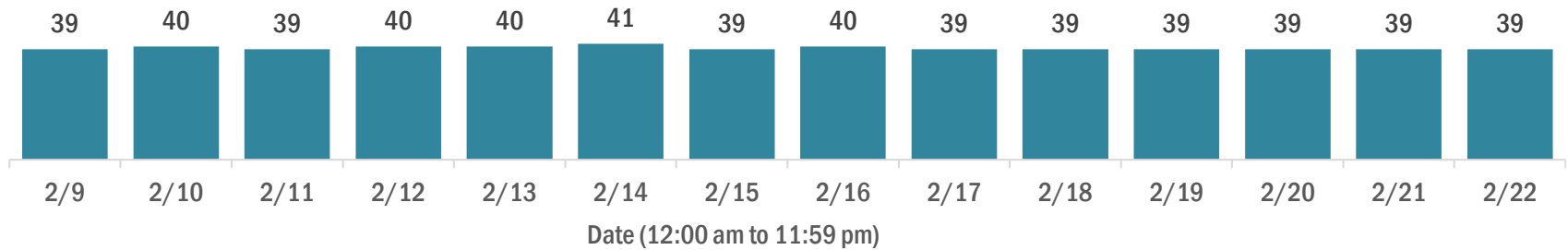
Data in this report are provisional and subject to change.

Cases in Florida residents per day for the past 2 weeks

Number of cases per day



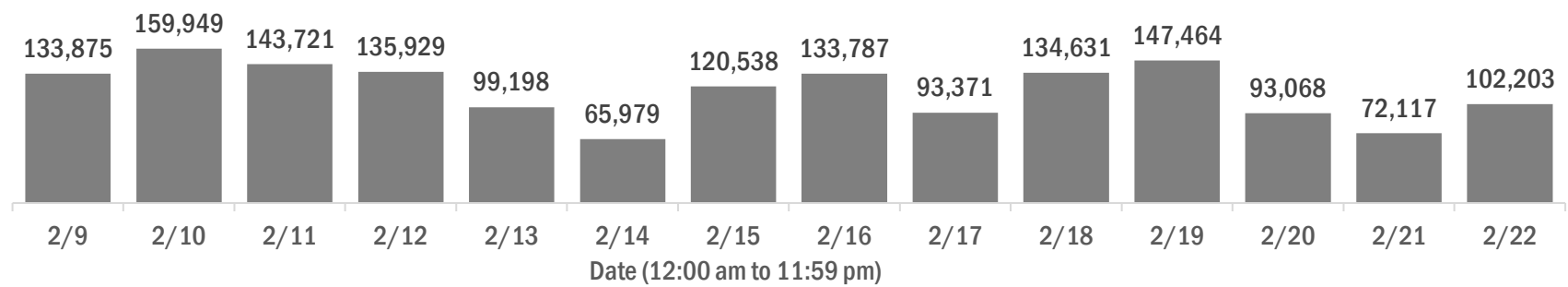
Median age of cases by day



Laboratory testing for Florida residents over the past 2 weeks

Number of Florida residents tested per day

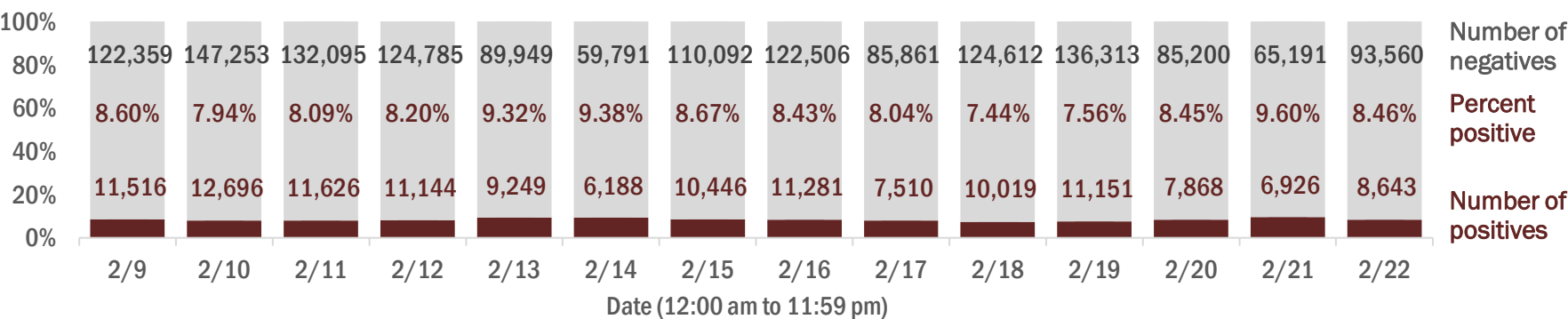
These counts include the number of people for whom the Department received PCR or antigen laboratory results by day. People tested on multiple days will be included for each day a new result was received. A person is only counted once for each day they are tested, regardless of whether multiple specimens are tested or multiple results are received.



Number and percent of Florida residents with positive test results

The percent of positive results ranged from 7.44% to 9.60% over the past 2 weeks and was 8.46% yesterday.

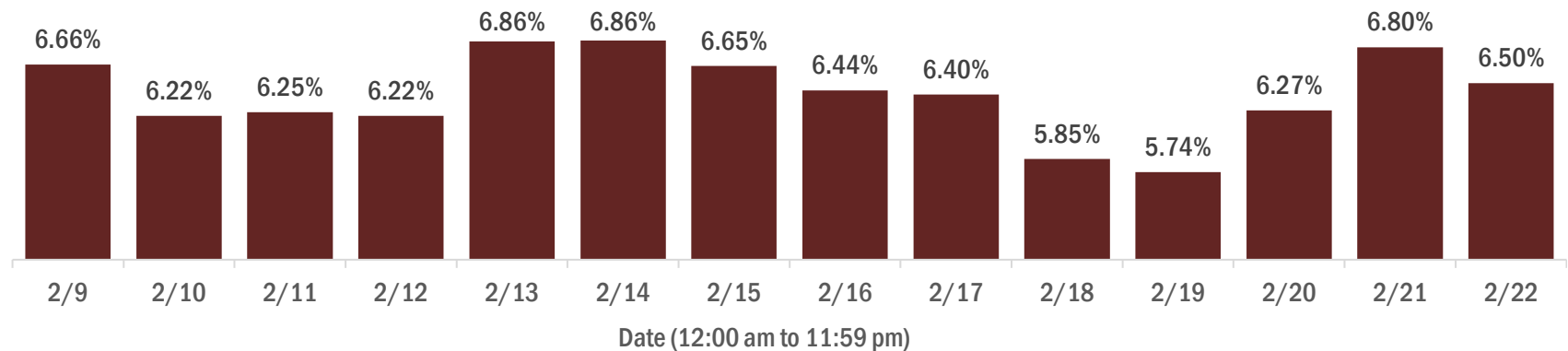
These counts include the number of people for whom the Department received PCR or antigen laboratory results by day. People tested on multiple days will be included for each day a new result was received. A person is only counted once for each day they are tested, regardless of whether multiple specimens are tested or multiple results are received. If a person has a positive specimen and a negative specimen in the same day, only the positive result is counted.



Percent positivity for new cases in Florida residents

The percent of positive results ranged from 5.74% to 6.86% over the past 2 weeks and was 6.50% yesterday.

This percent is the number of people who test PCR- or antigen-positive for the first time divided by all the people tested that day, excluding people who have previously tested positive.



COVID-19: characteristics of 1,844,228 Florida resident cases

Data through Feb 22, 2021 verified as of Feb 23, 2021 at 09:25 AM

Data in this report are provisional and subject to change.

Age group	Cases		Hospitalizations		Deaths	
0-4 years	36,201	2%	512	1%	0	0%
5-14 years	112,184	6%	480	1%	5	0%
15-24 years	283,526	15%	1,929	2%	38	0%
25-34 years	320,832	17%	3,796	5%	154	1%
35-44 years	285,358	15%	5,731	7%	456	2%
45-54 years	281,178	15%	8,852	11%	1,128	4%
55-64 years	243,170	13%	13,198	17%	3,199	11%
65-74 years	154,113	8%	16,336	21%	6,406	21%
75-84 years	85,739	5%	16,300	21%	9,219	31%
85+ years	40,677	2%	11,073	14%	9,608	32%
Unknown	1,250	0%	5	0%	0	0%
Total	1,844,228		78,212		30,213	

Gender	Cases	
Female	964,120	52%
Male	866,472	47%
Unknown	13,636	1%
Total	1,844,228	

Ethnicity	Cases		Hospitalizations		Deaths	
Hispanic	584,314	32%	19,912	25%	6,959	23%
Non-Hispanic	880,375	48%	54,411	70%	21,140	70%
Unknown	379,539	21%	3,889	5%	2,114	7%
Total	1,844,228		78,212		30,213	

Race and ethnicity	Cases		Hospitalizations		Deaths	
White	1,026,789	56%	50,859	65%	21,956	73%
Hispanic	389,602	21%	14,076	18%	5,458	18%
Non-Hispanic	559,467	30%	35,169	45%	15,446	51%
Unknown	77,720	4%	1,614	2%	1,052	3%
Black	243,424	13%	16,269	21%	4,804	16%
Hispanic	14,052	1%	681	1%	194	1%
Non-Hispanic	208,760	11%	15,242	19%	4,434	15%
Unknown	20,612	1%	346	0%	176	1%
Other race	273,671	15%	8,820	11%	2,492	8%
Hispanic	138,113	7%	4,674	6%	1,129	4%
Non-Hispanic	93,336	5%	3,742	5%	1,148	4%
Unknown	42,222	2%	404	1%	215	1%
Unknown race	300,344	16%	2,264	3%	961	3%
Hispanic	42,547	2%	481	1%	178	1%
Non-Hispanic	18,812	1%	258	0%	112	0%
Unknown	238,985	13%	1,525	2%	671	2%
Total	1,844,228		78,212		30,213	

Hospitalization counts include anyone who was hospitalized at some point during their illness. It does not reflect the number of people currently hospitalized. **Other race** includes any person with a race of American Indian/Alaskan native, Asian, native Hawaiian/Pacific Islander, or other.

COVID-19: deaths in Florida residents and staff of long-term care facilities

Data through Feb 22, 2021 verified as of Feb 23, 2021 at 09:25 AM

Data in this report are provisional and subject to change.

For current cases in residents or staff of long-term care facilities, please visit: <https://floridahealthcovid19.gov/>

County	Deaths		County	Deaths		County	Deaths	
Palm Beach	1001	<div></div> 10%	Martin	152	<div></div> 1%	Gilchrist	17	<div></div> 0%
Dade	980	<div></div> 9%	Hernando	148	<div></div> 1%	Calhoun	15	<div></div> 0%
Pinellas	852	<div></div> 8%	Osceola	133	<div></div> 1%	Flagler	15	<div></div> 0%
Broward	619	<div></div> 6%	Charlotte	127	<div></div> 1%	Gadsden	15	<div></div> 0%
Hillsborough	531	<div></div> 5%	Clay	114	<div></div> 1%	Gulf	15	<div></div> 0%
Polk	408	<div></div> 4%	Indian River	114	<div></div> 1%	Wakulla	15	<div></div> 0%
Duval	382	<div></div> 4%	Bay	86	<div></div> 1%	Bradford	14	<div></div> 0%
Brevard	377	<div></div> 4%	Jackson	85	<div></div> 1%	Washington	13	<div></div> 0%
Sarasota	375	<div></div> 4%	Leon	85	<div></div> 1%	Baker	12	<div></div> 0%
Orange	363	<div></div> 3%	St. Johns	82	<div></div> 1%	Holmes	10	<div></div> 0%
Lee	332	<div></div> 3%	Highlands	79	<div></div> 1%	Jefferson	10	<div></div> 0%
Volusia	276	<div></div> 3%	Santa Rosa	76	<div></div> 1%	Lafayette	8	<div></div> 0%
Escambia	265	<div></div> 3%	Alachua	65	<div></div> 1%	Franklin	7	<div></div> 0%
Marion	262	<div></div> 3%	Suwannee	58	<div></div> 1%	Levy	7	<div></div> 0%
St. Lucie	227	<div></div> 2%	Columbia	47	<div></div> 0%	Desoto	6	<div></div> 0%
Pasco	217	<div></div> 2%	Sumter	45	<div></div> 0%	Dixie	4	<div></div> 0%
Seminole	217	<div></div> 2%	Putnam	35	<div></div> 0%	Monroe	4	<div></div> 0%
Lake	206	<div></div> 2%	Nassau	33	<div></div> 0%	Taylor	3	<div></div> 0%
Collier	183	<div></div> 2%	Walton	27	<div></div> 0%	Hardee	2	<div></div> 0%
Manatee	183	<div></div> 2%	Hendry	26	<div></div> 0%	Hamilton	1	<div></div> 0%
Citrus	170	<div></div> 2%	Okeechobee	24	<div></div> 0%	Liberty	1	<div></div> 0%
Okaloosa	158	<div></div> 2%	Madison	19	<div></div> 0%			
						Total	10,438	

Note: cases are summarized by the county of usual residence. Residents and staff may be cases associated with facilities that are not in their county of usual residence, resulting in cases being included below for counties that do not have facilities with known cases.

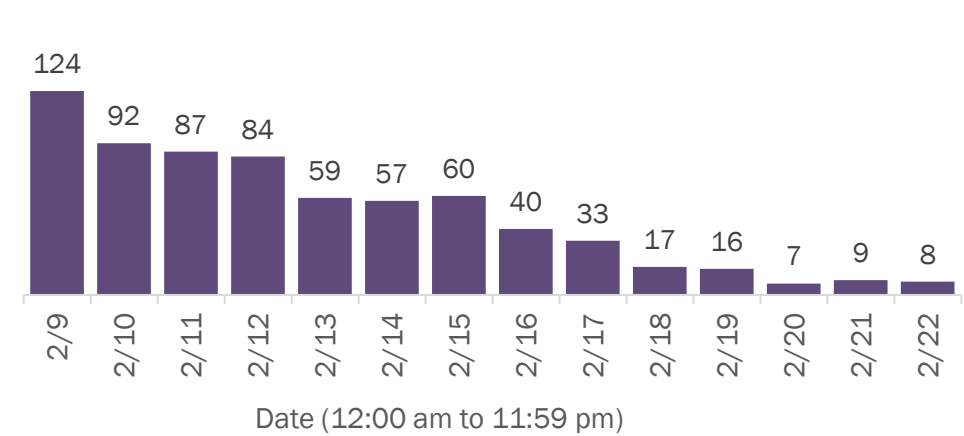
COVID-19: cases in Florida residents who have died

Data through Feb 22, 2021 verified as of Feb 23, 2021 at 09:25 AM

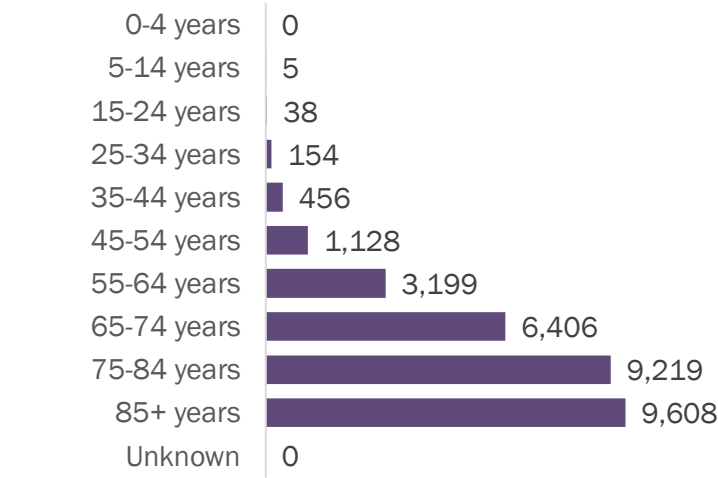
Data in this report are provisional and subject to change.

Demographics for all identified COVID-19 deaths: 30,213

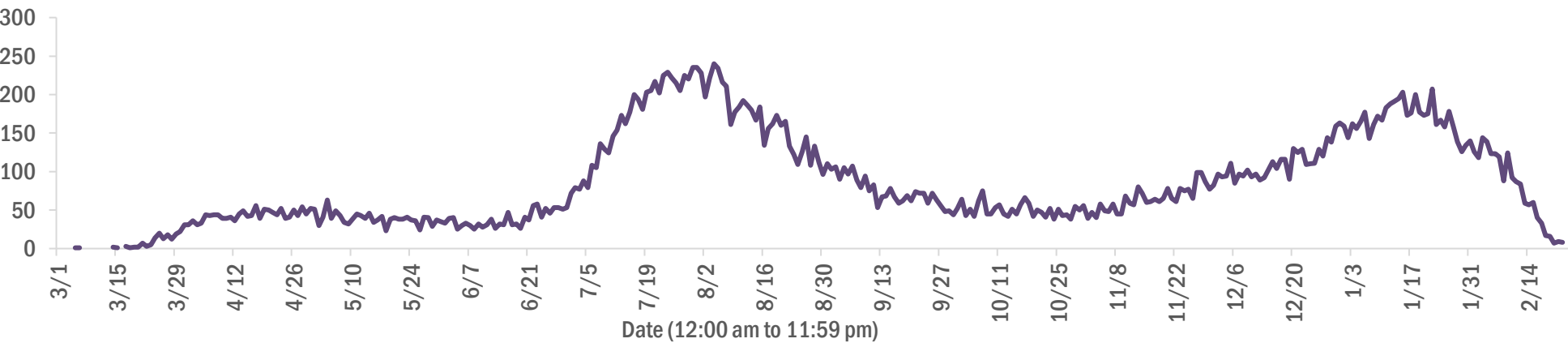
Deaths by date of death for the past 2 weeks



Deaths by age group



Deaths by date of death since March 2020



Age group	Deaths	Cases	Case fatality rate	Mortality rate per 100,000 population
0-4 years	0	36,201	0.0%	0.0
5-14 years	5	112,184	0.0%	0.2
15-24 years	38	283,526	0.0%	1.5
25-34 years	154	320,832	0.0%	5.4
35-44 years	456	285,358	0.2%	17.5
45-54 years	1,128	281,178	0.4%	40.5
55-64 years	3,199	243,170	1.3%	110.6
65-74 years	6,406	154,113	4.2%	264.0
75-84 years	9,219	85,739	10.8%	656.5
85+ years	9,608	40,677	23.6%	1663.6
Unknown	0	1,250	0.0%	
Total	30,213	1,844,228	1.6%	139.9

Race	Deaths	Cases	Case fatality rate	Mortality rate per 100,000 population
White	21,956	1,026,789	2.1%	131.5
Black	4,804	243,424	2.0%	131.3
Other	2,492	273,671	0.9%	200.3
Unknown	961	300,344	0.3%	
Total	30,213	1,844,228	1.6%	139.9

Gender	Deaths	Cases	Case fatality rate	Mortality rate per 100,000 population
Male	16,899	866,472	2.0%	160.1
Female	13,314	964,120	1.4%	120.6
Unknown	0	13,636	0.0%	
Total	30,213	1,844,228	1.6%	139.9

Ethnicity	Deaths	Cases	Case fatality rate	Mortality rate per 100,000 population
Non-Hispanic	21,140	880,375	2.4%	132.8
Hispanic	6,959	584,314	1.2%	122.5
Unknown	2,114	379,539	0.6%	
Total	30,213	1,844,228	1.6%	139.9

COVID-19: characteristics of 1,844,228 cases

Data through Feb 22, 2021 verified as of Feb 23, 2021 at 09:25 AM

Data in this report are provisional and subject to change.

Tables below include cases in Florida residents and non-Florida residents.

All 67 Florida counties have cases:

County	FL resident cases		Non-FL resident cases	Total cases	FL resident deaths	FL death rate
Dade	399,541	<div></div> 22%	4,958	404,499	5,338	1.3%
Broward	188,869	<div></div> 10%	2,196	191,065	2,352	1.2%
Palm Beach	116,173	<div></div> 6%	1,978	118,151	2,414	2.1%
Orange	111,007	<div></div> 6%	1,501	112,508	1,074	1.0%
Hillsborough	108,613	<div></div> 6%	914	109,527	1,465	1.3%
Duval	86,467	<div></div> 5%	1,418	87,885	1,120	1.3%
Pinellas	63,777	<div></div> 3%	1,598	65,375	1,430	2.2%
Lee	55,042	<div></div> 3%	1,895	56,937	870	1.6%
Polk	55,758	<div></div> 3%	395	56,153	1,116	2.0%
Osceola	35,677	<div></div> 2%	594	36,271	431	1.2%
Volusia	33,407	<div></div> 2%	557	33,964	642	1.9%
Escambia	29,856	<div></div> 2%	3,448	33,304	620	2.1%
Brevard	32,657	<div></div> 2%	581	33,238	731	2.2%
Pasco	32,461	<div></div> 2%	293	32,754	636	2.0%
Manatee	30,681	<div></div> 2%	633	31,314	575	1.9%
Collier	28,817	<div></div> 2%	1,048	29,865	448	1.6%
Leon	27,957	<div></div> 2%	839	28,796	273	1.0%
Marion	27,066	<div></div> 1%	114	27,180	771	2.8%
Seminole	26,578	<div></div> 1%	203	26,781	418	1.6%
Sarasota	25,421	<div></div> 1%	1,201	26,622	725	2.9%
Lake	23,774	<div></div> 1%	336	24,110	541	2.3%
Alachua	21,943	<div></div> 1%	254	22,197	222	1.0%
St. Lucie	21,579	<div></div> 1%	138	21,717	532	2.5%
St. Johns	19,633	<div></div> 1%	272	19,905	188	1.0%
Okaloosa	18,276	<div></div> 1%	191	18,467	321	1.8%
Bay	17,665	<div></div> 1%	689	18,354	339	1.9%
Santa Rosa	16,650	<div></div> 1%	210	16,860	252	1.5%
Clay	16,532	<div></div> 1%	39	16,571	299	1.8%
Hernando	10,996	<div></div> 1%	86	11,082	394	3.6%
Indian River	10,766	<div></div> 1%	91	10,857	259	2.4%
Charlotte	10,407	<div></div> 1%	160	10,567	355	3.4%
Martin	10,196	<div></div> 1%	189	10,385	273	2.7%
Citrus	9,531	<div></div> 1%	75	9,606	386	4.0%
Sumter	7,731	<div></div> 0%	79	7,810	234	3.0%
Nassau	7,213	<div></div> 0%	419	7,632	109	1.5%

County	FL resident cases		Non-FL resident cases	Total cases	FL resident deaths	FL death rate
Columbia	7,576	<div></div> 0%	36	7,612	155	2.0%
Highlands	7,062	<div></div> 0%	69	7,131	296	4.2%
Walton	6,222	<div></div> 0%	724	6,946	80	1.3%
Jackson	5,812	<div></div> 0%	62	5,874	147	2.5%
Flagler	5,741	<div></div> 0%	72	5,813	87	1.5%
Putnam	5,774	<div></div> 0%	17	5,791	123	2.1%
Monroe	5,411	<div></div> 0%	310	5,721	46	0.9%
Gadsden	5,376	<div></div> 0%	16	5,392	83	1.5%
Suwannee	5,058	<div></div> 0%	27	5,085	131	2.6%
Hendry	4,238	<div></div> 0%	18	4,256	70	1.7%
Desoto	3,689	<div></div> 0%	17	3,706	72	2.0%
Okeechobee	3,479	<div></div> 0%	36	3,515	75	2.2%
Unknown	368	<div></div> 0%	3,058	3,426	0	0.0%
Baker	3,265	<div></div> 0%	15	3,280	56	1.7%
Wakulla	3,132	<div></div> 0%	12	3,144	51	1.6%
Levy	2,823	<div></div> 0%	9	2,832	34	1.2%
Bradford	2,809	<div></div> 0%	13	2,822	52	1.9%
Hardee	2,753	<div></div> 0%	13	2,766	29	1.1%
Taylor	2,606	<div></div> 0%	6	2,612	41	1.6%
Washington	2,581	<div></div> 0%	20	2,601	41	1.6%
Holmes	2,131	<div></div> 0%	31	2,162	43	2.0%
Madison	1,943	<div></div> 0%	26	1,969	40	2.1%
Gulf	1,825	<div></div> 0%	23	1,848	37	2.0%
Union	1,729	<div></div> 0%	1	1,730	70	4.0%
Calhoun	1,600	<div></div> 0%	3	1,603	39	2.4%
Lafayette	1,582	<div></div> 0%	0	1,582	24	1.5%
Hamilton	1,537	<div></div> 0%	17	1,554	21	1.4%
Dixie	1,460	<div></div> 0%	3	1,463	19	1.3%
Jefferson	1,372	<div></div> 0%	22	1,394	24	1.7%
Gilchrist	1,385	<div></div> 0%	4	1,389	31	2.2%
Franklin	1,243	<div></div> 0%	30	1,273	13	1.0%
Liberty	1,035	<div></div> 0%	1	1,036	15	1.4%
Glades	894	<div></div> 0%	2	896	15	1.7%
Total	1,844,228		34,305	1,878,533	30,213	1.6%

COVID-19: characteristics of 1,844,228 Florida resident cases

Data through Feb 22, 2021 verified as of Feb 23, 2021 at 09:25 AM

Data in this report are provisional and subject to change.

The table below includes the cities and counties of residence for cases in Florida residents based on the patient's ZIP Code.

Note that city is not always received as part of the initial notification and may be missing while the case is being investigated.

City and county	Cases
Miami, Dade	231,558
Orlando, Orange	82,263
Jacksonville, Duval	81,257
Tampa, Hillsborough	63,602
Hialeah, Dade	56,519
Fort Lauderdale, Broward	40,736
Hollywood, Broward	36,214
West Palm Beach, Palm Beach	28,452
Kissimmee, Osceola	27,599
Tallahassee, Leon	26,978
Pensacola, Escambia	24,812
Naples, Collier	24,309
Homestead, Dade	24,047
Saint Petersburg, Pinellas	23,498
Fort Myers, Lee	21,710
Bradenton, Manatee	20,016
Ocala, Marion	19,985
Boca Raton, Palm Beach	19,553
Lakeland, Polk	19,440
Pompano Beach, Broward	18,386
Gainesville, Alachua	17,473
Sarasota, Sarasota	15,692
Port Saint Lucie, St. Lucie	14,210
Lake Worth, Palm Beach	14,145
Cape Coral, Lee	13,913
Clearwater, Pinellas	12,534
Miami Beach, Dade	12,462
Miramar, Broward	12,337
Boynton Beach, Palm Beach	11,284
Panama City, Bay	11,236
Doral, Dade	10,922
Coral Springs, Broward	10,771
Saint Augustine, St. Johns	10,557
Miami Gardens, Dade	10,541
Melbourne, Brevard	9,566
Winter Haven, Polk	9,390
Delray Beach, Palm Beach	8,800
Lehigh Acres, Lee	8,603
Vero Beach, Indian River	8,269
Riverview, Hillsborough	8,243
Davie, Broward	8,177
Milton, Santa Rosa	8,074
New Port Richey, Pasco	7,507
Palm Bay, Brevard	7,464
Sunrise, Broward	7,404
Fort Pierce, St. Lucie	7,222
Coral Gables, Dade	7,124
Saint Cloud, Osceola	6,998
Largo, Pinellas	6,973
Lake City, Columbia	6,912
Daytona Beach, Volusia	6,878
Orange Park, Clay	6,764
Apopka, Orange	6,760
Spring Hill, Hernando	6,554
Plantation, Broward	6,412
Clermont, Lake	6,305
North Miami Beach, Dade	6,300
Davenport, Polk	6,285
Brandon, Hillsborough	6,198

COVID-19: characteristics of 1,844,228 Florida resident cases

Data through Feb 22, 2021 verified as of Feb 23, 2021 at 09:25 AM

Data in this report are provisional and subject to change.

The table below includes the cities and counties of residence for cases in Florida residents based on the patient's ZIP Code.

Note that city is not always received as part of the initial notification and may be missing while the case is being investigated.

City and county	Cases
Weston, Broward	5,900
Jupiter, Palm Beach	5,889
Sanford, Seminole	5,881
Plant City, Hillsborough	5,879
Deltona, Volusia	5,751
Deerfield Beach, Broward	5,500
Winter Garden, Orange	5,411
Port Charlotte, Charlotte	5,121
Fort Walton Beach, Okaloosa	5,092
Tamarac, Broward	5,066
Crestview, Okaloosa	4,850
Palm Coast, Flagler	4,845
Stuart, Martin	4,836
Wesley Chapel, Pasco	4,747
Coconut Creek, Broward	4,632
Land O Lakes, Pasco	4,623
Palm Beach Gardens, Palm Beach	4,596
Margate, Broward	4,506
Palmetto, Manatee	4,494
Deland, Volusia	4,486
Winter Park, Orange	4,445
Palm Harbor, Pinellas	4,441
Oviedo, Seminole	4,343
Wellington, Palm Beach	4,340
Miami Lakes, Dade	4,279
Opa Locka, Dade	4,123
Altamonte Springs, Seminole	4,071
Middleburg, Clay	4,022
Port Orange, Volusia	3,947
Live Oak, Suwannee	3,945
Lutz, Hillsborough	3,938
Haines City, Polk	3,937
Brooksville, Hernando	3,851
Venice, Sarasota	3,843
North Port, Sarasota	3,826
Punta Gorda, Charlotte	3,794
Sebring, Highlands	3,782
Ocoee, Orange	3,774
Valrico, Hillsborough	3,764
Leesburg, Lake	3,759
Hallandale, Broward	3,728
The Villages, Sumter	3,672
Saint Johns, St. Johns	3,652
Arcadia, Desoto	3,586
Pembroke Pines, Broward	3,579
Ormond Beach, Volusia	3,502
Bonita Springs, Lee	3,499
Okeechobee, Okeechobee	3,468
Seminole, Pinellas	3,449
Navarre, Santa Rosa	3,440
Zephyrhills, Pasco	3,396
Pinellas Park, Pinellas	3,236
Immokalee, Collier	3,229
Windermere, Orange	3,226
Longwood, Seminole	3,195
Gulf Breeze, Santa Rosa	3,148
North Lauderdale, Broward	3,147
Ruskin, Hillsborough	3,073
North Miami, Dade	3,058

COVID-19: characteristics of 1,844,228 Florida resident cases

Data through Feb 22, 2021 verified as of Feb 23, 2021 at 09:25 AM

Data in this report are provisional and subject to change.

The table below includes the cities and counties of residence for cases in Florida residents based on the patient's ZIP Code.

Note that city is not always received as part of the initial notification and may be missing while the case is being investigated.

City and county	Cases
Niceville, Okaloosa	3,038
Cocoa, Brevard	3,037
Cantonment, Escambia	3,006
Panama City Beach, Bay	2,873
Quincy, Gadsden	2,858
Jacksonville Beach, Duval	2,856
Lake Worth Beach, Palm Beach	2,812
Crawfordville, Wakulla	2,811
Key West, Monroe	2,770
Cutler Ridge, Dade	2,752
Casselberry, Seminole	2,712
Hudson, Pasco	2,680
Palatka, Putnam	2,671
Bartow, Polk	2,671
Dade City, Pasco	2,656
Port Richey, Pasco	2,647
Fernandina Beach, Nassau	2,625
Green Cove Springs, Clay	2,580
North Fort Myers, Lee	2,566
Oakland Park, Broward	2,546
Titusville, Brevard	2,520
Lake Mary, Seminole	2,489
Kissimmee, Polk	2,474
Winter Springs, Seminole	2,464
Ponte Vedra Beach, St. Johns	2,456
Perry, Taylor	2,450
Auburndale, Polk	2,447
Aventura, Dade	2,372
Lake Wales, Polk	2,361
Merritt Island, Brevard	2,355
Lynn Haven, Bay	2,352
New Smyrna Beach, Volusia	2,333
Marianna, Jackson	2,333
Tarpon Springs, Pinellas	2,315
Inverness, Citrus	2,280
Clewiston, Hendry	2,238
Belle Glade, Palm Beach	2,208
Fleming Island, Clay	2,195
Eustis, Lake	2,144
Santa Rosa Beach, Walton	2,130
Parkland, Broward	2,110
Royal Palm Beach, Palm Beach	2,105
Wimauma, Hillsborough	2,098
Dunedin, Pinellas	2,076
Estero, Lee	2,074
Cooper City, Broward	2,073
Loxahatchee, Palm Beach	2,035
Chipley, Washington	2,012
Defuniak Springs, Walton	2,011
Holiday, Pasco	1,962
Rockledge, Brevard	1,913
Sarasota, Manatee	1,905
Key Biscayne, Dade	1,894
Starke, Bradford	1,889
Destin, Okaloosa	1,885
Labelle, Hendry	1,879
Parrish, Manatee	1,841
Mount Dora, Lake	1,828
Avon Park, Highlands	1,821

COVID-19: characteristics of 1,844,228 Florida resident cases

Data through Feb 22, 2021 verified as of Feb 23, 2021 at 09:25 AM

Data in this report are provisional and subject to change.

The table below includes the cities and counties of residence for cases in Florida residents based on the patient's ZIP Code.

Note that city is not always received as part of the initial notification and may be missing while the case is being investigated.

City and county	Cases
Odessa, Hillsborough	1,819
Palm City, Martin	1,803
Mulberry, Polk	1,801
Tavares, Lake	1,772
Riviera Beach, Palm Beach	1,751
Summerfield, Marion	1,716
Seffner, Hillsborough	1,708
Yulee, Nassau	1,695
Groveland, Lake	1,614
Wauchula, Hardee	1,600
Macclenny, Baker	1,595
Pinecrest, Dade	1,585
Mayo, Lafayette	1,555
Maitland, Orange	1,548
Coconut Grove, Dade	1,532
Bonifay, Holmes	1,530
Sebastian, Indian River	1,520
Callahan, Nassau	1,520
Lithia, Hillsborough	1,516
Orange City, Volusia	1,512
Carol City, Dade	1,498
Ponte Vedra, St. Johns	1,483
Missing, Dade	1,474
Crossings, Dade	1,471
Homosassa, Citrus	1,445
Crystal River, Citrus	1,431
Lady Lake, Lake	1,428
Palmetto Bay, Dade	1,420
Dania, Broward	1,349
Lake Butler, Union	1,340
Pace, Santa Rosa	1,337
Lake Placid, Highlands	1,335
Madison, Madison	1,297
Gibsonton, Hillsborough	1,289
Sun City Center, Hillsborough	1,284
Atlantic Beach, Duval	1,284
Dover, Hillsborough	1,270
Oldsmar, Pinellas	1,268
Florida City, Dade	1,266
Biscayne Park, Dade	1,262
Monticello, Jefferson	1,257
Hobe Sound, Martin	1,241
Dunnellon, Marion	1,233
Alachua, Alachua	1,214
Apollo Beach, Hillsborough	1,212
Indiantown, Martin	1,211
Edgewater, Volusia	1,210
Graceville, Jackson	1,199
Palm Springs, Palm Beach	1,193
Debary, Volusia	1,170
Bellevue, Marion	1,155
Century, Escambia	1,139
North Palm Beach, Palm Beach	1,123
Lantana, Palm Beach	1,103
Newberry, Alachua	1,096
South Miami, Dade	1,092
Lecanto, Citrus	1,065
Havana, Gadsden	1,058
Hilliard, Nassau	1,048

COVID-19: characteristics of 1,844,228 Florida resident cases

Data through Feb 22, 2021 verified as of Feb 23, 2021 at 09:25 AM

Data in this report are provisional and subject to change.

The table below includes the cities and counties of residence for cases in Florida residents based on the patient's ZIP Code.

Note that city is not always received as part of the initial notification and may be missing while the case is being investigated.

City and county	Cases
El Portal, Dade	1,046
Williston, Levy	1,029
Safety Harbor, Pinellas	1,020
Blountstown, Calhoun	1,016
Ellenton, Manatee	1,011
Jasper, Hamilton	1,011
Beverly Hills, Citrus	1,009
Freeport, Walton	997
Jensen Beach, Martin	994
Satellite Beach, Brevard	966
Trenton, Gilchrist	945
Wewahitchka, Gulf	945
Sanderson, Baker	936
Lauderhill, Broward	935
Wildwood, Sumter	927
Keystone Heights, Clay	919
Everglades National Park, Dade	899
Hernando, Citrus	894
Wilton Manors, Broward	888
Nokomis, Sarasota	884
Mary Esther, Okaloosa	882
Frostproof, Polk	877
Fellsmere, Indian River	877
Englewood, Charlotte	874
Fisher Island, Dade	854
Port Saint Joe, Gulf	850
Polk City, Polk	848
Bushnell, Sumter	846
Key Largo, Monroe	844
Dunnellon, Citrus	842
Moore Haven, Glades	838
Coleman, Sumter	826
Medley, Dade	824
Shalimar, Okaloosa	822
Lauderdale Lakes, Broward	804
Bristol, Liberty	802
Cross City, Dixie	790
Pahokee, Palm Beach	776
South Bay, Palm Beach	768
Marco Island, Collier	748
Cocoa Beach, Brevard	733
Glen Saint Mary, Baker	729
Fort Meade, Polk	728
High Springs, Alachua	721
Chattahoochee, Gadsden	717
Chiefland, Levy	715
Olympia Heights, Dade	703
Uleta, Dade	703
Minneola, Lake	698
Sorrento, Lake	694
Englewood, Sarasota	690
Indialantic, Brevard	688
Trinity, Pasco	688
Crescent City, Putnam	683
Thonotosassa, Hillsborough	683
Interlachen, Putnam	682
Coral, Dade	679
Miramar Beach, Walton	678
Spring Hill, Pasco	675

COVID-19: characteristics of 1,844,228 Florida resident cases

Data through Feb 22, 2021 verified as of Feb 23, 2021 at 09:25 AM

Data in this report are provisional and subject to change.

The table below includes the cities and counties of residence for cases in Florida residents based on the patient's ZIP Code.

Note that city is not always received as part of the initial notification and may be missing while the case is being investigated.

City and county	Cases
Fruitland Park, Lake	657
Lawtey, Bradford	652
Bowling Green, Hardee	646
Marathon, Monroe	641
Southwest Ranches, Broward	638
Jacksonville, St. Johns	635
Fort Myers Beach, Lee	623
Umatilla, Lake	619
Old Town, Dixie	617
Lake Alfred, Polk	612
Fort White, Columbia	610
Neptune Beach, Duval	604
West Melbourne, Brevard	595
Baker, Okaloosa	559
Silver Springs, Marion	558
Sneads, Jackson	542
Bronson, Levy	542
Clearwater Beach, Pinellas	535
Belle Isle, Orange	534
Weeki Wachee, Hernando	529
South Daytona, Volusia	528
Carrabelle, Franklin	521
Jay, Santa Rosa	520
Palm Beach, Palm Beach	518
Gulfport, Pinellas	515
Sweetwater, Dade	484
Hawthorne, Alachua	483
Mascotte, Lake	476
Cottondale, Jackson	472
Bunnell, Flagler	471
Surfside, Dade	466
Molino, Escambia	460
Citra, Marion	460
Midway, Gadsden	455
Zolfo Springs, Hardee	453
Oakland, Orange	450
Oxford, Sumter	447
Rotunda West, Charlotte	446
East Palatka, Putnam	445
Florida State University, Leon	438
Myakka City, Manatee	427
Melbourne Beach, Brevard	427
Youngstown, Bay	424
Cape Canaveral, Brevard	422
Ocklawaha, Marion	420
Altha, Calhoun	417
Branford, Suwannee	410
Tavernier, Monroe	409
Mims, Brevard	408
Apalachicola, Franklin	407
Dundee, Polk	403
Bell, Gilchrist	403
Indian Harbour Beach, Brevard	402
Celebration, Osceola	401
Flagler Beach, Flagler	397
Centerville, Leon	396
Alva, Lee	394
Bal Harbour, Dade	378
Archer, Alachua	370

COVID-19: characteristics of 1,844,228 Florida resident cases

Data through Feb 22, 2021 verified as of Feb 23, 2021 at 09:25 AM

Data in this report are provisional and subject to change.

The table below includes the cities and counties of residence for cases in Florida residents based on the patient's ZIP Code.

Note that city is not always received as part of the initial notification and may be missing while the case is being investigated.

City and county	Cases
Haverhill, Palm Beach	363
Hastings, St. Johns	361
De Leon Springs, Volusia	360
Raiford, Union	357
Eagle Lake, Polk	354
Webster, Sumter	352
Floral City, Citrus	341
Osprey, Sarasota	341
Grand Ridge, Jackson	337
West Miami, Dade	333
Greenville, Madison	322
Lake Park, Palm Beach	321
Holly Hill, Volusia	319
Tequesta, Palm Beach	318
Pierson, Volusia	313
Vernon, Washington	311
Jennings, Hamilton	311
Malone, Jackson	309
Ave Maria, Collier	308
Grand Island, Lake	305
Satsuma, Putnam	302
Montverde, Lake	300
Chuluota, Seminole	299
Eastpoint, Franklin	297
Indian Rocks Beach, Pinellas	291
Gotha, Orange	290
Laurel Hill, Okaloosa	289
Westville, Holmes	287
Sebastian, Brevard	285
Lehigh, Lee	283
Bryceville, Nassau	283
Elkton, St. Johns	282
Melrose, Putnam	281
Reddick, Marion	278
Alafaya, Orange	276
Kenneth City, Pinellas	274
Fort McCoy, Marion	269
Valparaiso, Okaloosa	268
Malabar, Brevard	268
Greenwood, Jackson	265
O Brien, Suwannee	264
Anthony, Marion	261
Winter Park, Seminole	260
Ponce De Leon, Holmes	258
San Antonio, Pasco	258
Lake Panasoffkee, Sumter	250
Belleair, Pinellas	247
Geneva, Seminole	241
Morriston, Levy	240
Greenacres, Palm Beach	234
South Pasadena, Pinellas	232
Inlet Beach, Walton	232
Missing, Volusia	231
Edgewood, Orange	230
Sanibel, Lee	227
Southport, Bay	225
Fountain, Bay	222
Lee, Madison	221
Gretna, Gadsden	219

COVID-19: characteristics of 1,844,228 Florida resident cases

Data through Feb 22, 2021 verified as of Feb 23, 2021 at 09:25 AM

Data in this report are provisional and subject to change.

The table below includes the cities and counties of residence for cases in Florida residents based on the patient's ZIP Code.

Note that city is not always received as part of the initial notification and may be missing while the case is being investigated.

City and county	Cases
Hosford, Liberty	218
Missing, Orange	217
Kindred, Osceola	214
White Springs, Hamilton	214
Eglin Air Force Base, Okaloosa	213
Weirsdale, Marion	211
Fern Park, Seminole	207
Longboat Key, Manatee	206
Wellborn, Suwannee	205
Hallandale Beach, Broward	204
University Of Central Fl, Orange	201
Mcdavid, Escambia	198
Bay Harbor Islands, Dade	196
Saint James City, Lee	191
Holt, Okaloosa	186
Mcalpin, Suwannee	185
Lakewood Ranch, Manatee	185
Islamorada, Monroe	183
Azalea Park, Orange	182
Astatula, Lake	181
Sopchoppy, Wakulla	181
Juno Beach, Palm Beach	180
Micanopy, Alachua	178
Holmes Beach, Manatee	178
Altoona, Lake	178
The Villages, Marion	178
Howey-In-The-Hills, Lake	177
Alford, Jackson	177
Babson Park, Polk	174
Poinciana, Polk	174
Zellwood, Orange	171
Madeira Beach, Pinellas	168
Atlantis, Palm Beach	167
The Villages, Lake	166
Lauderdale By The Sea, Broward	165
Mangonia Park, Palm Beach	158
Caryville, Washington	156
University Of Miami, Dade	155
Summerland Key, Monroe	154
Center Hill, Sumter	153
Lake Helen, Volusia	152
Odessa, Pasco	151
Bokeelia, Lee	149
Viera, Brevard	149
Lockhart, Orange	146
Pomona Park, Putnam	145
Osteen, Volusia	143
Rocky Point, Hillsborough	143
Oak Hill, Volusia	141
Bay Lake, Orange	141
Golden Beach, Dade	141
Hiawassee, Orange	139
Clair-Mel City, Hillsborough	138
Ponce Inlet, Volusia	137
University Of Fl, Alachua	136
Citrus Springs, Citrus	136
Hypoluxo, Palm Beach	135
Hollister, Putnam	133
Grant-Valkaria, Brevard	133

COVID-19: characteristics of 1,844,228 Florida resident cases

Data through Feb 22, 2021 verified as of Feb 23, 2021 at 09:25 AM

Data in this report are provisional and subject to change.

The table below includes the cities and counties of residence for cases in Florida residents based on the patient's ZIP Code.

Note that city is not always received as part of the initial notification and may be missing while the case is being investigated.

City and county	Cases
Baldwin, Duval	127
Carrollwood, Hillsborough	126
Hampton, Bradford	125
Sumterville, Sumter	125
Cutler Bay, Dade	125
Lutz, Pasco	123
Apopka, Seminole	122
San Mateo, Putnam	121
Clarksville, Calhoun	119
Lady Lake, Sumter	118
Matlacha, Lee	117
Steinhatchee, Taylor	117
Inglis, Levy	117
Cloud Lake, Palm Beach	116
Christmas, Orange	116
Paisley, Lake	114
Big Pine Key, Monroe	113
Lake Hamilton, Polk	113
Kendall, Dade	113
Placida, Charlotte	112
Buena Ventura Lakes, Osceola	104
Panacea, Wakulla	102
Dinsmore, Duval	101
Belleair Beach, Pinellas	101
University Of Central Florida, Orange	101
Callaway, Bay	101
Missing, Lee	100
Temple Terrace, Hillsborough	100
Seville, Volusia	99
Lamont, Jefferson	99
Hurlburt Field, Okaloosa	98
Brooker, Bradford	98
South Fort Myers, Lee	97
Astor, Lake	97
Tierra Verde, Pinellas	96
Canal Point, Palm Beach	94
West Park, Broward	94
Florahome, Putnam	93
Lighthouse Point, Broward	91
Harmony, Osceola	91
Waldo, Alachua	91
Barry University, Dade	90
Bascom, Jackson	89
Missing, St. Johns	89
Florida Gulf Coast Univ, Lee	87
Barefoot Bay, Brevard	86
Fruit Cove, St. Johns	86
Cedar Key, Levy	86
University Of South Florida, Hillsborough	85
Tyndall Air Force Base, Bay	85
Pinetta, Madison	84
Maitland, Seminole	84
Saint Leo, Pasco	84
Dania Beach, Broward	83
Bradenton Beach, Manatee	82
Lorida, Highlands	82
Missing, Marion	81
Crystal Beach, Pinellas	79
F M, Lee	78

COVID-19: characteristics of 1,844,228 Florida resident cases

Data through Feb 22, 2021 verified as of Feb 23, 2021 at 09:25 AM

Data in this report are provisional and subject to change.

The table below includes the cities and counties of residence for cases in Florida residents based on the patient's ZIP Code.

Note that city is not always received as part of the initial notification and may be missing while the case is being investigated.

City and county	Cases
Kathleen, Polk	77
Ocean Ridge, Palm Beach	74
Palma Ceia, Hillsborough	74
City Of Sunrise, Broward	73
Sunny Isles Beach, Dade	73
Welaka, Putnam	73
Avon Park, Polk	72
Patrick Air Force Base, Brevard	72
Eatonville, Orange	70
Campbellton, Jackson	70
Fort Denaud, Hendry	69
Ochopee, Collier	69
Air Mail Facility, Dade	68
Missing, St. Lucie	68
Saint Pete Beach, Pinellas	68
Yalaha, Lake	66
Greensboro, Gadsden	64
North Venice, Sarasota	64
Boca Grande, Lee	63
Princeton, Dade	63
Stock Island, Monroe	62
Reunion, Osceola	60
Bonita Beach, Lee	59
Destin, Walton	58
Georgetown, Putnam	58
Orlando, Seminole	57
Anna Maria, Manatee	57
Cudjoe Key, Monroe	57
Bellview, Escambia	56
Mexico Beach, Bay	56
North Redington Beach, Pinellas	55
Missing, Santa Rosa	53
Lake Suzy, Desoto	53
Ona, Hardee	52
Missing, Pinellas	52
Miami, Unknown	52
Micco, Brevard	52
Walnut Hill, Escambia	51
Treasure Island, Pinellas	51
Orlando, Dade	51
Heathrow, Seminole	51
Northdale, Hillsborough	50
Felda, Hendry	49
Singer Island, Palm Beach	49
Miami Springs, Dade	48
Okahumpka, Lake	48
Missing, Pasco	48
Aloma, Orange	48
Salt Springs, Marion	47
Miromar Lakes, Lee	47
Cinco Bayou, Okaloosa	47
Town N Country, Hillsborough	47
Palm Beach Shores, Palm Beach	47
Missing, Duval	46
Missing, Lake	46
Enterprise, Volusia	44
Highland City, Polk	44
Terra Ceia, Manatee	44
Orlando, Osceola	44

COVID-19: characteristics of 1,844,228 Florida resident cases

Data through Feb 22, 2021 verified as of Feb 23, 2021 at 09:25 AM

Data in this report are provisional and subject to change.

The table below includes the cities and counties of residence for cases in Florida residents based on the patient's ZIP Code.

Note that city is not always received as part of the initial notification and may be missing while the case is being investigated.

City and county	Cases
Sewalls Point, Martin	44
Waverly, Polk	43
Duette, Manatee	43
University Of Tampa, Hillsborough	43
Intercession City, Osceola	42
Florence Villa, Polk	41
Manalapan, Palm Beach	41
Gulf Breeze, Escambia	41
Saint Johns, Duval	40
Village Of Wellington, Palm Beach	40
Kenansville, Osceola	40
Eaton Park, Polk	40
Lacoochee, Pasco	39
Key Colony Beach, Monroe	39
Orlando, Broward	39
Ebro, Washington	39
Green Acres, Palm Beach	39
Florida International Univ, Dade	38
Missing, Palm Beach	38
Bayonet Point, Pasco	38
Orlando, Volusia	37
Ponte Vedra, Duval	37
Florida A And M University, Leon	37
Village Wellington, Palm Beach	36
Naranja, Dade	35
Orlando, Polk	35
Flemington, Marion	34
Highland Beach, Palm Beach	34
Hialeah Gardens, Dade	34
Pasadena, Pinellas	33
Dowling Park, Suwannee	32
Bay Pines, Pinellas	32
Tice, Lee	32
Cortez, Manatee	32
Palm Shores, Brevard	32
Bagdad, Santa Rosa	31
Homeland, Polk	31
Lulu, Columbia	31
Eloise, Polk	31
Miami Shores, Dade	30
Lealman, Pinellas	29
Bonita Springs, Collier	29
Penney Farms, Clay	29
Siesta Key, Sarasota	29
Bonaventure, Broward	29
Orlando, Hillsborough	29
Venus, Highlands	29
Mcintosh, Marion	28
Nocatee, Desoto	28
Stetson University, Volusia	28
Lakeshore, Polk	28
North Bay Village, Dade	28
Hallandle Beach, Broward	28
Pensacola Beach, Santa Rosa	28
Davenport, Osceola	28
Florida State, Leon	27
Caryville, Holmes	27
Jupiter, Martin	27
Saint Marks, Wakulla	27

COVID-19: characteristics of 1,844,228 Florida resident cases

Data through Feb 22, 2021 verified as of Feb 23, 2021 at 09:25 AM

Data in this report are provisional and subject to change.

The table below includes the cities and counties of residence for cases in Florida residents based on the patient's ZIP Code.

Note that city is not always received as part of the initial notification and may be missing while the case is being investigated.

City and county	Cases
Missing, Seminole	27
South Palm Beach, Palm Beach	27
Univ Of FI Student Dorms, Alachua	27
Miami, Broward	26
Homosassa Springs, Citrus	26
Kinard, Calhoun	26
City Of Westlake, Palm Beach	26
Palmdale, Glades	26
Horseshoe Beach, Dixie	26
Bayshore Gardens, Manatee	25
South Miami Heights, Dade	25
Chokoloskee, Collier	25
Alturas, Polk	25
Missing, Hillsborough	25
Tangerine, Orange	25
Poinciana, Osceola	25
Indian Lake Estates, Polk	25
Missing, Monroe	25
Fort Lauderdale, Dade	24
Missing, Escambia	24
Santa Fe, Alachua	24
Earleton, Alachua	24
Labelle, Glades	24
Wekiva Springs, Seminole	23
New Smyrna, Volusia	23
Goulds, Dade	23
Balm, Hillsborough	22
Westchase, Hillsborough	22
Tioga, Alachua	22
Ridge Manor, Pasco	22
Little Torch Key, Monroe	22
Hawthorne, Putnam	22
Pine Hills, Orange	22
Pembroke Park, Broward	22
La Crosse, Alachua	22
Bradley, Polk	22
Florida Dept Of Corrections, Union	22
Wausau, Washington	22
Yankeetown, Levy	22
Sydney, Hillsborough	22
Long Key, Monroe	22
Sparr, Marion	21
Paxton, Walton	21
Bonifay, Washington	21
Bostwick, Putnam	21
Kissimmee, Orange	21
Missing, Broward	21
Archer, Levy	21
Perdido Key, Escambia	21
Orange Lake, Marion	21
Wabasso, Indian River	21
Pine Castle, Orange	20
Branford, Lafayette	20
Indian River Shores, Indian River	20
Missing, Manatee	20
Sugarloaf Key, Monroe	20
Loughman, Polk	20
Plymouth, Orange	20
Citrus Ridge, Indian River	20

COVID-19: characteristics of 1,844,228 Florida resident cases

Data through Feb 22, 2021 verified as of Feb 23, 2021 at 09:25 AM

Data in this report are provisional and subject to change.

The table below includes the cities and counties of residence for cases in Florida residents based on the patient's ZIP Code.

Note that city is not always received as part of the initial notification and may be missing while the case is being investigated.

City and county	Cases
Crystal Springs, Pasco	19
Everglades City, Collier	19
Laud-By-The-Sea, Broward	19
Mango, Hillsborough	19
Sun City, Hillsborough	19
Florida International University, Dade	19
Mexico Beach, Gulf	19
Babcock Ranch, Lee	19
Missing, Citrus	19
Goodland, Collier	18
Hollywood, Dade	18
Parker, Bay	18
Lowell, Marion	18
Orlando, Palm Beach	18
Westlake, Palm Beach	18
Fort Ogden, Desoto	18
Redington Shores, Pinellas	17
Jensen Beach, St. Lucie	17
Missing, Indian River	17
Graceville, Holmes	17
Candler, Marion	17
Nichols, Polk	17
Nalcrest, Polk	17
Maxville, Duval	17
High Springs, Gilchrist	16
Gulf Hammock, Levy	16
Shady Hills, Pasco	16
Union Park, Orange	16
Jacksonville, Unknown	16
West Panama City Beach, Bay	16
Missing, Collier	16
Champions Gate, Polk	16
Orlando, Pinellas	16
Otter Creek, Levy	15
Wildlight, Nassau	15
Woodville, Leon	15
Forest City, Orange	15
Lake City, Suwannee	15
Wewahitchka, Calhoun	15
Trenton, Levy	15
Golden Oak, Orange	15
Lake Buena Vista, Orange	15
Gulf Stream, Palm Beach	15
Webster, Hernando	15
Tallevast, Manatee	15
Hernando Beach, Hernando	15
Hutchinson Island, St. Lucie	15
White Springs, Columbia	15
Copeland, Collier	14
Lakewood Ranch, Sarasota	14
Village Of Palmetto Bay, Dade	14
Mount Dora, Orange	14
Suwannee, Dixie	14
Brooksville, Pasco	14
Winter Garden, Lake	14
Murdock, Charlotte	14
Missing, Brevard	13
Orlando, Brevard	13
Saint George Island, Franklin	13

COVID-19: characteristics of 1,844,228 Florida resident cases

Data through Feb 22, 2021 verified as of Feb 23, 2021 at 09:25 AM

Data in this report are provisional and subject to change.

The table below includes the cities and counties of residence for cases in Florida residents based on the patient's ZIP Code.

Note that city is not always received as part of the initial notification and may be missing while the case is being investigated.

City and county	Cases
Trilby, Pasco	13
Daytona Beach Shores, Volusia	13
Hialeah, Unknown	13
Belleair Bluffs, Pinellas	13
Lake Monroe, Seminole	13
Saint Lucie West, St. Lucie	13
Orlando, Lake	13
Johns Pass Village, Pinellas	13
Buckingham, Lee	13
Watersound, Walton	13
Graham, Bradford	13
Laurel Hill, Walton	13
Kingsley Lake, Bradford	13
Gonzalez, Escambia	12
Pensacola Beach, Escambia	12
Rosemary Beach, Walton	12
Wahneta, Polk	12
Roseland, Indian River	12
Braden River, Manatee	12
Missing, Putnam	12
Orlando, Unknown	12
Choctaw Beach, Okaloosa	12
Fort Charlotte, Charlotte	12
Unknown, Dade	12
Long Boat Key, Manatee	12
Ramrod Key, Monroe	11
Missing, Unknown	11
Mount Plymouth, Lake	11
Greenville, Taylor	11
Holder, Citrus	11
Orlando, Leon	11
Durant, Hillsborough	11
Citrus Hills, Citrus	11
Florida State Univ Admin, Leon	11
Indian Creek Village, Dade	11
Missing, Sumter	11
Naples, Lee	10
Steinhatchee, Dixie	10
Missing, Nassau	10
Ozona, Pinellas	10
Leisure City, Dade	10
Missing, Bay	10
Orlando, Duval	10
Hillsboro Beach, Broward	10
Passport, Unknown	10
Seacrest, Walton	10
Missing, Polk	10
University Park, Manatee	10
Captiva, Lee	10
Eau Gallie, Brevard	10
Deerfield Beach, Palm Beach	10
Lake Como, Putnam	10
Grandin, Putnam	10
Telogia, Liberty	10
Deer Island, Lake	10
Alys Beach, Bay	10
Cottondale, Washington	9
East Lake, Marion	9
Innovation, Pasco	9

COVID-19: characteristics of 1,844,228 Florida resident cases

Data through Feb 22, 2021 verified as of Feb 23, 2021 at 09:25 AM

Data in this report are provisional and subject to change.

The table below includes the cities and counties of residence for cases in Florida residents based on the patient's ZIP Code.

Note that city is not always received as part of the initial notification and may be missing while the case is being investigated.

City and county	Cases
Gibsonia, Polk	9
Redington Beach, Pinellas	9
Sea Ranch Lakes, Broward	9
Palma Sola, Manatee	9
Beverly Beach, Flagler	9
Missing, Martin	9
Fanning Springs, Gilchrist	9
Perrine, Dade	9
Saint Augustine, Duval	9
West Delray Beach, Palm Beach	9
Nobleton, Hernando	9
Grant Valkaria, Brevard	9
Briny Breezes, Palm Beach	9
Dade City, Hernando	9
Lamont, Madison	9
Lloyd, Jefferson	9
Los Angeles, Dade	9
Forest City, Seminole	9
Haines Creek, Lake	9
Cypress, Jackson	9
Boca Raton, Broward	9
Rubonia, Manatee	9
Babcock Ranch, Charlotte	9
Umatilla, Marion	8
Evinston, Alachua	8
Elfers, Pasco	8
Virginia Gardens, Dade	8
Salem, Taylor	8
White City, Gulf	8
Missing, Okaloosa	8
Fairfield, Marion	8
Ferndale, Lake	8
Fort Walton Beach, Unknown	8
Cross Creek, Alachua	8
Seybold, Dade	8
Goldenrod, Seminole	8
Ponce De Leon, Walton	8
Jerome, Collier	8
Barberville, Volusia	7
Missing, Clay	7
Missing, Taylor	7
Saint Augustine Beach, St. Johns	7
Niceville, Walton	7
Orlando, Alachua	7
River Ranch, Polk	7
Putnam Hall, Putnam	7
Palm City, St. Lucie	7
Fort Lauderdale, Unknown	7
Worthington Springs, Union	7
Pine Ridge, Citrus	7
Switzerland, St. Johns	7
Aripeka, Pasco	7
Holt, Santa Rosa	7
Maitland, Volusia	7
Orange Springs, Marion	7
Fernandina, Nassau	7
Day, Lafayette	7
Basinger, Okeechobee	7
Port Saint John, Brevard	7

COVID-19: characteristics of 1,844,228 Florida resident cases

Data through Feb 22, 2021 verified as of Feb 23, 2021 at 09:25 AM

Data in this report are provisional and subject to change.

The table below includes the cities and counties of residence for cases in Florida residents based on the patient's ZIP Code.

Note that city is not always received as part of the initial notification and may be missing while the case is being investigated.

City and county	Cases
Orange Park, Duval	7
University Of Central Fl, Hillsborough	7
Orlando, Pasco	7
Longboat Key, Sarasota	7
Keystone Heights, Bradford	7
Glenwood, Volusia	6
Orchid, Indian River	6
Miccosukee, Leon	6
Pensacola, Unknown	6
Ybor City, Hillsborough	6
Newberry, Gilchrist	6
Duck Key, Monroe	6
Lake Butler, Bradford	6
Missing, Flagler	6
Mayport Naval Station, Duval	6
Bradenton, Sarasota	6
Maitland, Osceola	6
Inglis, Citrus	6
Sunny Hills, Washington	6
Orlando, Flagler	6
Orlando, Marion	6
Indian Shores, Pinellas	6
Quail Heights, Dade	6
Punta Gorda, Lee	6
Valkaria, Brevard	6
Missing, Walton	6
Labelle, Lee	6
Eglin, Okaloosa	6
Coco River, Collier	6
Maitland, Hillsborough	6
Grove City, Charlotte	6
Winter Park, Polk	6
Winderemere, Orange	6
Westchester, Dade	5
Port Salerno, Martin	5
Hialeah, Broward	5
Ebro, Bay	5
Bruce, Holmes	5
Missing, Sarasota	5
Scottsmoor, Brevard	5
Stuart, St. Lucie	5
Pass, Unknown	5
Miami, Palm Beach	5
Missing, Leon	5
Milton, Escambia	5
Shady Grove, Taylor	5
Mayport, Duval	5
Inlet Beach, Bay	5
Ocoee, Lake	5
Okeechobee, Martin	5
N/A, Unknown	5
Orlando, Manatee	5
Wakulla Springs, Wakulla	5
Miami Beach, Unknown	5
Anastasia Island, St. Johns	5
Fort Lauderdale, Lee	5
University Of Central Fl, Martin	5
Williston, Marion	5
Bayou George, Bay	5

COVID-19: characteristics of 1,844,228 Florida resident cases

Data through Feb 22, 2021 verified as of Feb 23, 2021 at 09:25 AM

Data in this report are provisional and subject to change.

The table below includes the cities and counties of residence for cases in Florida residents based on the patient's ZIP Code.

Note that city is not always received as part of the initial notification and may be missing while the case is being investigated.

City and county	Cases
Boynton Beach, Broward	5
Morriston, Marion	5
Miami Gardens, Unknown	5
Miramar, Dade	5
Kissimmee, Unknown	5
Jacksonville Naval Air Station, Duval	5
Fort Lauderdale, Palm Beach	5
Pompano Beach, Unknown	5
PsI, Unknown	5
San Carlos Park, Lee	5
Okeechobee, Osceola	4
Branford, Gilchrist	4
Conch Key, Monroe	4
Cape Haze, Charlotte	4
Clewiston, Palm Beach	4
Sugarloaf, Monroe	4
Clarcona, Orange	4
Lazy Lake, Broward	4
Lamont, Taylor	4
Seacrest, Bay	4
Sandestin, Walton	4
Point Washington, Walton	4
Pompano Beach, Dade	4
East Rockland Key, Monroe	4
El Jobean, Charlotte	4
Bella Collina, Lake	4
Alys Beach, Walton	4
Naples, Unknown	4
Missing, Alachua	4
Hinsdale, Manatee	4
Weirsdale, Lake	4
Pompano Beach, Palm Beach	4
Oneco, Manatee	4
International Service Center, Dade	4
Indian Rock Beach, Pinellas	4
Hollywood, Unknown	4
Bowling Green, Polk	4
Cypress Gardens, Polk	4
Greenville, Jefferson	4
DeLand, Lake	4
Oklawaha, Marion	4
Loxahatchee Groves, Palm Beach	4
Live Oak, Madison	4
Port Charlotte, Unknown	4
Okeechobee, Glades	4
West Bradenton, Manatee	4
Pensacola, Santa Rosa	4
Missing, Highlands	4
Glen Ridge, Palm Beach	4
Coconut Creek, Palm Beach	4
Highland Park, Polk	4
Margate, Unknown	4
Melrose, Bradford	4
Mid Florida, Seminole	4
Ocean Breeze, Martin	4
Pass, Dade	3
Vero Beach, Brevard	3
Los Angeles, Broward	3
Lake Worth, Broward	3

COVID-19: characteristics of 1,844,228 Florida resident cases

Data through Feb 22, 2021 verified as of Feb 23, 2021 at 09:25 AM

Data in this report are provisional and subject to change.

The table below includes the cities and counties of residence for cases in Florida residents based on the patient's ZIP Code.

Note that city is not always received as part of the initial notification and may be missing while the case is being investigated.

City and county	Cases
Jacksonville, Dade	3
Brewton, Escambia	3
Apopka, Broward	3
Lake Harbor, Palm Beach	3
Lanark Village, Franklin	3
Maitland, Polk	3
Orem, Palm Beach	3
Pp, Dade	3
Pp, Unknown	3
Woodside, Broward	3
Wildwood, Marion	3
Village Of Golf, Palm Beach	3
Saint Augusaintine Beach, St. Johns	3
Port Saint Lucie, Martin	3
Palm Coast, Volusia	3
Saint Petersburg, Hillsborough	3
Lynbrook, Broward	3
Miami, Orange	3
Miami Gardens, Broward	3
Immokalee, Lee	3
Lake Geneva, Clay	3
Lake City, Duval	3
Lakeland, Hillsborough	3
Fort Myers, Unknown	3
Hallandale Beach, Unknown	3
Blountstown, Liberty	3
Tarpon Springs, Pasco	3
Tampa, Pinellas	3
Tampa Palms, Hillsborough	3
Pineland, Lee	3
Winter Garden, Seminole	3
Clermont, Orange	3
Jacksonville, Clay	3
Marina Del Rey, Dade	3
Laurel, Sarasota	3
Ludlam, Dade	3
Cape San Blas, Gulf	3
Crestview, Walton	3
Fernandina Beach, Duval	3
Apopka, Lake	3
Green Cove Springs, Duval	3
Fpo, Duval	3
Island Grove, Alachua	3
Mayport Naval Housing, Duval	3
Monticello, Madison	3
Samoset, Manatee	3
San Fernando, Unknown	3
Vernon, Bay	3
Jonesville, Alachua	3
Julington Creek, St. Johns	3
Jupiter Island, Martin	3
Longwood, Unknown	3
Mims, Volusia	3
Miramar, Unknown	3
Marco Island, Lee	3
Alford, Washington	3
Altamonte Springs, Orange	3
High Springs, Columbia	3
Pembroke Pines, Unknown	3

COVID-19: characteristics of 1,844,228 Florida resident cases

Data through Feb 22, 2021 verified as of Feb 23, 2021 at 09:25 AM

Data in this report are provisional and subject to change.

The table below includes the cities and counties of residence for cases in Florida residents based on the patient's ZIP Code.

Note that city is not always received as part of the initial notification and may be missing while the case is being investigated.

City and county	Cases
Ocean Reef Club, Monroe	3
Vero Beach, St. Lucie	3
Land O Lakes, Hillsborough	3
Lady Lake, Marion	3
Fisher Island, Unknown	3
Jacksonville , Duval	3
Bay Harbor Islands, Unknown	3
Ft Pierce, St. Lucie	3
Milligan, Okaloosa	3
Westville, Walton	3
Coraopolis, Citrus	3
Champions Gate, Osceola	3
Chicago, Lee	3
Bristol, Calhoun	3
Jacksonville, Alachua	3
North Fort Myers, Charlotte	3
Stuart, Palm Beach	3
Sorrento, Orange	3
Tampa, Hernando	2
Summerfield, Unknown	2
Sharpes, Brevard	2
Sebring, Desoto	2
Saint Lucie Village, St. Lucie	2
Ormond Beach, Flagler	2
Orlando, Lee	2
Panama City, Unknown	2
Pembroke Pines, Dade	2
Vero Beach, Unknown	2
Wauchula, Desoto	2
Yeehaw, Okeechobee	2
Melrose, Clay	2
Mesa, Unknown	2
Marina Del Rey, Broward	2
Longview, Dade	2
Jacksonville, Nassau	2
Missing, Osceola	2
Noma, Holmes	2
Jacksonville Naval Hospital, Duval	2
Hosford, Calhoun	2
Aventura, Broward	2
000000, Unknown	2
Dfafs, Okaloosa	2
Windermere, Lake	2
Wacissa, Jefferson	2
Sutton, Pasco	2
Tampa, Unknown	2
Red Bay, Holmes	2
Saint Marys, Nassau	2
Pembroke Lakes, Broward	2
Port Saint Lucie, Palm Beach	2
Fort Lauderdale, Alachua	2
Deerfield Beach, Unknown	2
Doral, Unknown	2
Brooklyn, Broward	2
Cross City, Taylor	2
Carl Fisher, Dade	2
Jupiter, Dade	2
Homeless, Hillsborough	2
Lakeland, Unknown	2

COVID-19: characteristics of 1,844,228 Florida resident cases

Data through Feb 22, 2021 verified as of Feb 23, 2021 at 09:25 AM

Data in this report are provisional and subject to change.

The table below includes the cities and counties of residence for cases in Florida residents based on the patient's ZIP Code.

Note that city is not always received as part of the initial notification and may be missing while the case is being investigated.

City and county	Cases
Micanopy, Marion	2
Venice, Dade	2
West Palm Beach, Unknown	2
Windermere, Hillsborough	2
Winter Park, Volusia	2
Winter Springs, Orange	2
Okeechobee, Highlands	2
Orlando, Escambia	2
Port Charlotte, Lee	2
Sand Lake, Orange	2
Port St. Lucie, St. Lucie	2
University Of Central Fl, Seminole	2
Union, Manatee	2
Fort Pierce, Brevard	2
Graceville, Unknown	2
Eatonville, Polk	2
Delray Beach, Broward	2
Bonnie, Dade	2
Marathon Shores, Monroe	2
Miami, Martin	2
Long Beach, Orange	2
New Port Richey, Hillsborough	2
Lauderhill, Unknown	2
Jena, Taylor	2
Labelle, Collier	2
Sunrise, Unknown	2
Tampa, Broward	2
Tarpon Springs, Hillsborough	2
Sarasota, Unknown	2
Seguin, Unknown	2
Port Canaveral, Brevard	2
Plantation Key, Monroe	2
Orlando, St. Lucie	2
Orlando, Collier	2
Oakland Park, Unknown	2
Marysville, Dade	2
Callahan, Duval	2
Cross Key, Monroe	2
Cibolo, Orange	2
Claysville, Hernando	2
Dade City, Unknown	2
Crescent Beach, Sarasota	2
Defuniak Springs, Okaloosa	2
Defuniak Springs, Unknown	2
Lecanto, Marion	2
Miami Shores, Broward	2
Maitland, Leon	2
Fort Myers, Collier	2
Fort Pierce, Martin	2
Lake Helen, Orange	2
Clermont, Polk	2
Bronx, Seminole	2
Doctors Inlet, Clay	2
Bonifay, Jackson	2
Bonnie, Sarasota	2
Winter Park, Leon	2
Weston, Dade	2
West Palm Beach, Dade	2
Redland, Dade	2

COVID-19: characteristics of 1,844,228 Florida resident cases

Data through Feb 22, 2021 verified as of Feb 23, 2021 at 09:25 AM

Data in this report are provisional and subject to change.

The table below includes the cities and counties of residence for cases in Florida residents based on the patient's ZIP Code.

Note that city is not always received as part of the initial notification and may be missing while the case is being investigated.

City and county	Cases
Olustee, Baker	2
Orlando, Santa Rosa	2
Orlando, Charlotte	2
Palm Springs North, Dade	2
Missing, Hernando	2
Blountstown, Jackson	2
Alligator Point, Franklin	2
Coconut Creek, Unknown	2
Bradington, Manatee	2
Hallandale Beach, Dade	2
Crawfordville, Leon	2
Eatonville, Lake	2
Lawtey, Union	2
Lutz, Pinellas	2
Los Angeles, Okaloosa	2
None, Dade	2
Navarre, Okaloosa	2
Mount Pleasant, Gadsden	2
Seven Springs, Pasco	2
Upper Key Largo, Monroe	2
University Of Central Florida, Brevard	2
West Palm Beach, Broward	2
West Villages, Sarasota	2
Zellwood, Lake	2
Wekiwa Springs, Seminole	2
University Of Central Florida, Palm Beach	2
University Of Central Florida, Pinellas	2
Wimauma, Manatee	2
Provo, Broward	2
Portland, Unknown	2
Sumatra, Liberty	2
Maitland, Lake	2
Hialeah Lakes, Dade	2
Hialeah, Orange	2
Moore Haven, Hendry	2
Naples, Broward	2
Cassadaga, Volusia	2
Fort Walton Beach, Walton	2
Duke Field Air Force Station, Okaloosa	2
Dunnellon, Levy	2
Florida Power & Light Co, Dade	2
Madison, Unknown	2
Maitland, Pasco	2
Amelia City, Nassau	2
Apopka, Unknown	2
Alligator Point, Wakulla	2
Chipley, Jackson	2
University Of Central Florida, Broward	2
Orlando, Okaloosa	2
Miamt, Dade	2
Ocala, Unknown	2
Ridge Manor Estates, Sumter	2
Saint Teresa, Wakulla	2
San Antonio, Dade	1
San Diego, Unknown	1
Republic, Monroe	1
Richmond, Palm Beach	1
Russellville, Hillsborough	1
Saint Augustine, Okaloosa	1

COVID-19: characteristics of 1,844,228 Florida resident cases

Data through Feb 22, 2021 verified as of Feb 23, 2021 at 09:25 AM

Data in this report are provisional and subject to change.

The table below includes the cities and counties of residence for cases in Florida residents based on the patient's ZIP Code.

Note that city is not always received as part of the initial notification and may be missing while the case is being investigated.

City and county	Cases
Steinhatchee, Alachua	1
Sanford, Palm Beach	1
Sebastian, Lake	1
Ridgewood, Broward	1
Riverview, Manatee	1
Riverview, Osceola	1
Roseland, Palm Beach	1
Porter Ranch, Dade	1
Raiford, Bradford	1
Ponte Vedra Beach, Orange	1
Port Orange , Volusia	1
Port Saint Lucie, Indian River	1
Plant City, Unknown	1
Pompano Beach, Alachua	1
Middleburg, Duval	1
Midland, Osceola	1
Miami, Charlotte	1
Miamii, Dade	1
Missing, Wakulla	1
Mumford, Manatee	1
N/A, Duval	1
Naples, Alachua	1
Palm City, Unknown	1
Oviedo, Leon	1
Ocean City, Broward	1
Old Town, Gilchrist	1
Opa Locka, Polk	1
Orem, Sarasota	1
Orem, Unknown	1
University Of Central Florida, Hillsborough	1
Wilbur By The Sea, Volusia	1
Willowbrook, Lee	1
Westerville, Hillsborough	1
Wilton Manors, Dade	1
Winston Salem, Unknown	1
Winter Garden, Hillsborough	1
Woodland Hills, Brevard	1
Village Of Palm Springs, Palm Beach	1
Virginia Beach, Alachua	1
Webster, Pasco	1
Union City, Bradford	1
University Of Central Fl, Pasco	1
Tampa, Escambia	1
Tampa, Manatee	1
Tangerine, Lake	1
Youngstown, Calhoun	1
Yulee, Duval	1
Colorado Springs, Unknown	1
Conifer, Lee	1
Daniel Island, Bay	1
Everett, Dade	1
Fort Denaud, Glades	1
Fort Meyers, Lee	1
Fl State Lot, Leon	1
El Paso, Unknown	1
Eatonville, Seminole	1
Destin, Unknown	1
Diamond, Highlands	1
Altamonte, Orange	1

COVID-19: characteristics of 1,844,228 Florida resident cases

Data through Feb 22, 2021 verified as of Feb 23, 2021 at 09:25 AM

Data in this report are provisional and subject to change.

The table below includes the cities and counties of residence for cases in Florida residents based on the patient's ZIP Code.

Note that city is not always received as part of the initial notification and may be missing while the case is being investigated.

City and county	Cases
Alva, Collier	1
333, Unknown	1
Allentown, Putnam	1
Apple Creek, Citrus	1
Amelia Village, Nassau	1
Barefoot Beach, Lee	1
Azalea Park, Osceola	1
Avon, Manatee	1
Aventura, Osceola	1
Bryn Mawr, Palm Beach	1
Burkeville, Brevard	1
Camden Wyoming, Duval	1
Bear Grass, Palm Beach	1
Boca Raton,, Palm Beach	1
Boston, Dade	1
Brentwood, Leon	1
Chipley, Holmes	1
Chattanooga, Dade	1
Miami Garden, Unknown	1
Longwood, Orange	1
Lauderdale Hill, Unknown	1
Lehigh Cares, Lee	1
Live Oak, Columbia	1
Loganville, Orange	1
Knoxville, Escambia	1
Lake Mary, Lake	1
Fortlauderdale, Unknown	1
Fortwalton Beach, Okaloosa	1
Ft Pierce, Unknown	1
Garland, Orange	1
Hallandate Ben, Unknown	1
Havana, Leon	1
Jeffersonville, Broward	1
Hickory, Lee	1
Homeless, Dade	1
Homer, Escambia	1
Hilliard, Unknown	1
Downers Grove, St. Lucie	1
Export, Palm Beach	1
Fdsf, Unknown	1
Felda, Palm Beach	1
Flagler Beach, Volusia	1
Flomaton, Escambia	1
Flora, Lee	1
Fresno, Pasco	1
Fort Myers, Lake	1
Green, Clay	1
Greensburg, Orange	1
Greenville, Monroe	1
Gulf Shores, Escambia	1
Fruitland Park, Sumter	1
Fwb, Unknown	1
Gainesville, Marion	1
Gastonia, Polk	1
Clearwater, Highlands	1
Clermont, Unknown	1
Columbia, Orange	1
Coral Gables, Unknown	1
Coral Springs, Unknown	1

COVID-19: characteristics of 1,844,228 Florida resident cases

Data through Feb 22, 2021 verified as of Feb 23, 2021 at 09:25 AM

Data in this report are provisional and subject to change.

The table below includes the cities and counties of residence for cases in Florida residents based on the patient's ZIP Code.

Note that city is not always received as part of the initial notification and may be missing while the case is being investigated.

City and county	Cases
Cornelius, Leon	1
Crestview, Dade	1
Dade City, Polk	1
Dania, Unknown	1
Darien, Pasco	1
Arcadia, Charlotte	1
Aspen, Palm Beach	1
Atlanta, Broward	1
Aurburndale, Polk	1
Aventura, Unknown	1
Azalea Park, Sarasota	1
Bartow, Unknown	1
Biscayne Park, Broward	1
Boca Rotan, Unknown	1
Alpharetta, Alachua	1
Apalachicola, Leon	1
Brooksville, Columbia	1
Bryn Mawr, Collier	1
Canfield, Duval	1
Naugatuck, Lee	1
Myakka, Duval	1
Newport Beach, Palm Beach	1
North Little Rock, Palm Beach	1
New Vernon, Sarasota	1
New York, Broward	1
Monessen, Palm Beach	1
Montreal, Ca, Orange	1
Missing, Columbia	1
Missing, Charlotte	1
Missing, Baker	1
Middleburg, Unknown	1
Milford, Palm Beach	1
Minneapolis, Broward	1
Melbourne, Orange	1
Metter, Volusia	1
Miami Beach, Palm Beach	1
Miami Granders, Dade	1
Hilliard, Dade	1
Hollywood, Leon	1
Holt, Unknown	1
Homestead, Monroe	1
Humble, Broward	1
Havanna, Gadsden	1
Jan Phyl Village, Polk	1
Johns Island, Wakulla	1
Killarney, Orange	1
Knoxville, Duval	1
Maitland, Unknown	1
Lake City, Volusia	1
Los Angeles, Polk	1
Lakeland, Pasco	1
Lakewood, Unknown	1
Sumter Ville, Unknown	1
Tallahassee, Escambia	1
Springhill, Unknown	1
Tampa, Dade	1
Tampa, Jackson	1
Tampa, Lee	1
South Otselic, Dade	1

COVID-19: characteristics of 1,844,228 Florida resident cases

Data through Feb 22, 2021 verified as of Feb 23, 2021 at 09:25 AM

Data in this report are provisional and subject to change.

The table below includes the cities and counties of residence for cases in Florida residents based on the patient's ZIP Code.

Note that city is not always received as part of the initial notification and may be missing while the case is being investigated.

City and county	Cases
Southampton, Palm Beach	1
Stockbridge, Leon	1
Sullivans Island, Dade	1
Pound Ridge, Leon	1
Richmond Heights, Dade	1
Riverview, Pinellas	1
Rochester, Lee	1
Rosemary Beach, Bay	1
Saint Cloud, Orange	1
Sevierville, Dade	1
Saint Petersburg, Dade	1
San Juan, Osceola	1
San Pedro Sula, Dade	1
Sandy, Duval	1
Plant City, Pinellas	1
Plantation, Unknown	1
Ponce, Orange	1
Port Charlotte Fl, Unknown	1
Plant City, Hendry	1
Orlando, Highlands	1
Opa Locka, Unknown	1
Orem, Nassau	1
Northville, Broward	1
Ocala, Indian River	1
Ocoee, Broward	1
Olando, Orange	1
Ocoee, Polk	1
Windermere, Polk	1
Winter Park, Lake	1
Wayne, Dade	1
Tinley Park, Lee	1
University Of Central Fl, Dade	1
Telluride, Lee	1
West Simsbury, Collier	1
Winter Garden, Pinellas	1
Winter Park, Broward	1
Winter Park, Indian River	1
Winter Park, Lee	1
Westbrook, Dade	1
Wichita, Volusia	1
Winder Garden, Orange	1
Windermere, Leon	1
Windermere, Osceola	1
Windermere, Seminole	1
Winter Garden, Broward	1
Zolfo Springs, Polk	1
Tulsa, Orange	1
Sun City Center, Hardee	1
Tiffin, Highlands	1
Venice, Unknown	1
Vernon, Unknown	1
Washington, Unknown	1
Wells, Polk	1
Saint Cloud, Unknown	1
Saint Johns, Unknown	1
Shelton, Manatee	1
Tallahassee, Duval	1
Tallahassee, Unknown	1
Tampa, Palm Beach	1

COVID-19: characteristics of 1,844,228 Florida resident cases

Data through Feb 22, 2021 verified as of Feb 23, 2021 at 09:25 AM

Data in this report are provisional and subject to change.

The table below includes the cities and counties of residence for cases in Florida residents based on the patient's ZIP Code.

Note that city is not always received as part of the initial notification and may be missing while the case is being investigated.

City and county	Cases
Tavares, Marion	1
Spring Hill , Hernando	1
Spring Hill, Dade	1
Starke, Clay	1
Stone Mountain, Palm Beach	1
Navarre, Dade	1
New Orleans, Palm Beach	1
Newark, Broward	1
Newburgh, Bay	1
North Pole, Seminole	1
North Port, Lee	1
Old Town, Alachua	1
Ona, Manatee	1
Oooooo, Unknown	1
Ocoee, Osceola	1
Okeechobee, Broward	1
Orlando, Columbia	1
Orlando, Indian River	1
Orem, Broward	1
Ormond Beach, Unknown	1
Oviedo, Brevard	1
Orlando, Sarasota	1
Saint Petersburg, St. Lucie	1
Sandford, Seminole	1
Sarasota, Flagler	1
Saxis, Lee	1
Sebring, Lee	1
Rye, Duval	1
Rex, Duval	1
Parker, Dade	1
Parker, Leon	1
Pacifica, Dade	1
Palm Coast, Alachua	1
Palm Coast, Polk	1
Port Everglades, Broward	1
Peoria, Unknown	1
Plantation, Orange	1
Pompano Beach, Martin	1
Louisville, Manatee	1
Los Angeles Ca, Unknown	1
Macdill Air Force Base, Hillsborough	1
Margate, Dade	1
Marshall, Dade	1
Mary Esther, Unknown	1
Miami Lakes, Unknown	1
Miami, Hillsborough	1
Miami, Manatee	1
Miami Beach, Broward	1
Middlesburg, Duval	1
Missing, Jackson	1
Leesburg, Marion	1
Lehigh Acres, Dade	1
Lewisburg, Pasco	1
Largo, Unknown	1
Littleton, Dade	1
Lake City, Hamilton	1
La Grange, Dade	1
Homosassa, Hernando	1
Holly Ridge, Orange	1

COVID-19: characteristics of 1,844,228 Florida resident cases

Data through Feb 22, 2021 verified as of Feb 23, 2021 at 09:25 AM

Data in this report are provisional and subject to change.

The table below includes the cities and counties of residence for cases in Florida residents based on the patient's ZIP Code.

Note that city is not always received as part of the initial notification and may be missing while the case is being investigated.

City and county	Cases
Homeless, Polk	1
Jerusalem, St. Johns	1
Davenport, Orange	1
Daytona Beach, Unknown	1
Deland, St. Lucie	1
Deltona, Orange	1
Foley, Escambia	1
Harrison, Pinellas	1
Granada Hills, Broward	1
Guilford, Dade	1
Hailandale, Unknown	1
Fort Myers-, Lee	1
Fort Pierce, Unknown	1
Gainesville, Duval	1
Bridgeport, Dade	1
Bronx, Palm Beach	1
Cartersville, Unknown	1
Conway, Leon	1
Cypress, Leon	1
Clermont, Volusia	1
Clewiston, Glades	1
Altoona, Marion	1
Anaheim, Unknown	1
Argyle, Walton	1
Athens, Duval	1
Bogota, Orange	1
Bradenton, Dade	1
Bradenton, Osceola	1
New Richmond, Volusia	1
Oakland, Leon	1
Ocala, Alachua	1
Okeechobee, St. Lucie	1
North Canton, Palm Beach	1
Panama City, Walton	1
Palm Coast, Duval	1
Perry, Leon	1
Perth Amboy, Monroe	1
Opalocka, Dade	1
Orlando, Union	1
Ovido, Seminole	1
Oxford, Palm Beach	1
Rio Dell, Volusia	1
Rochelle, Volusia	1
Port Orange, Unknown	1
Port Saint Lucie, Orange	1
Princeton, Alachua	1
Provincetown, Collier	1
Shannon, Collier	1
Soldotna, Broward	1
Saint Cloud, Lee	1
Saint Johns, Orange	1
San Antonio, Sarasota	1
San Antonio, Unknown	1
Sanford, Volusia	1
South Burlington, Orange	1
Spring Park, Alachua	1
Steinhatchee, Madison	1
Tangerine, Seminole	1
Tewksbury, Orange	1

COVID-19: characteristics of 1,844,228 Florida resident cases

Data through Feb 22, 2021 verified as of Feb 23, 2021 at 09:25 AM

Data in this report are provisional and subject to change.

The table below includes the cities and counties of residence for cases in Florida residents based on the patient's ZIP Code.

Note that city is not always received as part of the initial notification and may be missing while the case is being investigated.

City and county	Cases
Wesley Chapel, Alachua	1
Wheaton, Lee	1
Virginia Beach, Hernando	1
Waco, Broward	1
Washington, Broward	1
Umatilla, Alachua	1
University Of Central Florida, Monroe	1
Toms River, Dade	1
Winter Park, Osceola	1
Wood River, Polk	1
Worcester, Palm Beach	1
Winter Park, Alachua	1
Wilmington, Broward	1
Bryant, Alachua	1
Bronx, Broward	1
Buffalo, Palm Beach	1
Carol Stream, Orange	1
Castleberry, Escambia	1
Charlotte, Pasco	1
Apo, Pasco	1
Apopka, Flagler	1
99, Unknown	1
Alanson, Bay	1
Aollywoss, Dade	1
Boca Raton, Unknown	1
Bohealia, Lee	1
Blowing Rock, Polk	1
Belleair, Hillsborough	1
Dorchester, Orange	1
Deland, Polk	1
Cumberland, Palm Beach	1
Dade City, Hillsborough	1
Estero, Collier	1
Fanning Springs, Levy	1
Clear Brook, Lee	1
Crestview, Holmes	1
Columbus, Brevard	1
Cookeville, Seminole	1
Dallas, Lee	1
De Leon Springs, Putnam	1
Dearborn, Lee	1
Jupiter, Unknown	1
Kingsland, Duval	1
Kissimmee, Brevard	1
Jamaica, Broward	1
Jersey City, Polk	1
Gainesville, Baker	1
Gilmer, Dade	1
Jacksonville, Manatee	1
Haverford, Hillsborough	1
Herrin, Orange	1
Los Angeles, Palm Beach	1
Marianna, Calhoun	1
Miami, Collier	1
Miami, St. Lucie	1
Marshall, Palm Beach	1
Melrose, Alachua	1
Miamf, Dade	1
Miami G, Dade	1

COVID-19: characteristics of 1,844,228 Florida resident cases

Data through Feb 22, 2021 verified as of Feb 23, 2021 at 09:25 AM

Data in this report are provisional and subject to change.

The table below includes the cities and counties of residence for cases in Florida residents based on the patient's ZIP Code.

Note that city is not always received as part of the initial notification and may be missing while the case is being investigated.

City and county	Cases
Lemoyne, Manatee	1
Lawrence Township, Palm Beach	1
Lyndhurst, Broward	1
Magnolia Square, Osceola	1
Maitland, Alachua	1
Lake Placid, Alachua	1
Lake Worth Beach, Broward	1
Lander, Citrus	1
Las Vegas, Orange	1
Daytona Beach, Orange	1
Deerfield Beach, Polk	1
Crestview, Broward	1
Dalecity, Okaloosa	1
Clearwater, Leon	1
Crystal River, Marion	1
Crystal River, Unknown	1
Fleming Island, Duval	1
Fellsmere, Brevard	1
East Setauket, Palm Beach	1
Dona Vista, Lake	1
El Dorado, Palm Beach	1
Canton, Duval	1
Charlotte, Alachua	1
Cantonment, Santa Rosa	1
Cape Coral, Unknown	1
Bryceville, Duval	1
Bradenton, Lee	1
Boca Raton, Dade	1
Boca Raton, Madison	1
Bogota, Unknown	1
Atlanta, Walton	1
Attalla, Broward	1
Auburn, Palm Beach	1
Autaugaville, Broward	1
Apopka, Volusia	1
Alachua, Suwannee	1
Alafaya, Broward	1
Alafaya, Pinellas	1
Miami Dade, Unknown	1
Merrick, Palm Beach	1
Metter, Manatee	1
Miami, Osceola	1
Miamiardens, Unknown	1
Miamksaohes, Dade	1
Jacksonville, Baker	1
Jacksonville, Marion	1
Jupiter Inlet, Palm Beach	1
Jzx, Unknown	1
Key West, Palm Beach	1
Kilgore, Dade	1
Lake Clarke Shores, Palm Beach	1
Lake Forest, Collier	1
Land O Lakes, Unknown	1
Landolakes, Unknown	1
Lawton, Okaloosa	1
Levittown, Palm Beach	1
Lima, Manatee	1
Lima, Volusia	1
Macclenny, Dixie	1

COVID-19: characteristics of 1,844,228 Florida resident cases

Data through Feb 22, 2021 verified as of Feb 23, 2021 at 09:25 AM

Data in this report are provisional and subject to change.

The table below includes the cities and counties of residence for cases in Florida residents based on the patient's ZIP Code.

Note that city is not always received as part of the initial notification and may be missing while the case is being investigated.

City and county	Cases
Madison, Jefferson	1
Maitland, Collier	1
Florida City, Unknown	1
Fort Lauderdale, Collier	1
Glen Cove, Unknown	1
Glen Saint Mary, Duval	1
Golden Oak, Hillsborough	1
Greensboro, Leon	1
Gainesville, Levy	1
Immokalee, Walton	1
Irmo, Unknown	1
Ocala, Duval	1
North Porte, Unknown	1
Notrealville, Polk	1
Okeechobi, Unknown	1
Orlando, Gadsden	1
Orlando, Hernando	1
Orem, Dade	1
Orlando, Citrus	1
Monument, Broward	1
Morrisville, Palm Beach	1
Mokena, Lee	1
North Brunswick, St. Lucie	1
North Grafton, Dade	1
North Lauderdale, Unknown	1
Orlando, Walton	1
Oviedo, Lake	1
Orlando, St. Johns	1
Panomo City, Bay	1
Parrish, Sarasota	1
Plantation, Leon	1
Pensacola, Dade	1
Pooler, Broward	1
San Marcos, Unknown	1
Rye, Palm Beach	1
Saint Petersburg, Bay	1
Ridgewood, Lee	1
Roayl Palm Beach, Palm Beach	1
Roseville, Broward	1
Port St. Lucie, Unknown	1
Punta Gorda, Sarasota	1
Putnam, Putnam	1
St Cloud, Orange	1
St Helena Is, Dade	1
Syracuse, Unknown	1
Surprise, Unknown	1
Vernon, Walton	1
Venezuela, Unknown	1
Twentynine Palms, Broward	1
West Miami, Unknown	1
Waukesha, Volusia	1
Whippany, Volusia	1
Windermere, Alachua	1
Winfield, Hillsborough	1
Winter Garden, Unknown	1
Winter Park, Brevard	1
Winter Park, Unknown	1
Xifamk, Dade	1
Lake In The Hills, Broward	1

COVID-19: characteristics of 1,844,228 Florida resident cases

Data through Feb 22, 2021 verified as of Feb 23, 2021 at 09:25 AM

Data in this report are provisional and subject to change.

The table below includes the cities and counties of residence for cases in Florida residents based on the patient's ZIP Code.

Note that city is not always received as part of the initial notification and may be missing while the case is being investigated.

City and county	Cases
Jupiter, Pinellas	1
Kansas City, Palm Beach	1
Gwynn Oak, Polk	1
Indianapolis, Lee	1
Lake Worth, Unknown	1
Los Angeles, Orange	1
Maitland, Palm Beach	1
Litchfield Park, Monroe	1
Littleton, St. Johns	1
Newaygo, Charlotte	1
North Port, Charlotte	1
New Canaan, Dade	1
Na, Dade	1
Naples, Leon	1
Melbourne, Volusia	1
Milford, Bay	1
Milford, Unknown	1
Mattoon, Lee	1
Marianna, Leon	1
Marianna, Washington	1
Mary Esther, Hillsborough	1
Bonnie, St. Johns	1
Boys Ranch, Suwannee	1
Brownsville, Escambia	1
Clearwater, Hillsborough	1
Coal City, Pasco	1
Celebration, Orange	1
Chicago, Broward	1
Choctaw Beach, Unknown	1
8852 Teacher Ln, Pasco	1
Addison, Pasco	1
Apopka, Citrus	1
Apopka, Hillsborough	1
Arabi, Orange	1
Austin, Dade	1
Belleair Bluffs, Unknown	1
Apo, Collier	1
Big Torch Key, Monroe	1
Black, Holmes	1
Boca Raton, Lee	1
Bonifay, Unknown	1
Crescent City, Marion	1
Crestview, Unknown	1
Commerce Township, Manatee	1
Crawfordville, Alachua	1
Denton, Broward	1
Destin, Bay	1
Eureka, Flagler	1
Evansville, Citrus	1
Fort Worth, Broward	1
Franklin, Orange	1
Frostproof, Highlands	1
Gainesville, Palm Beach	1
Gainesville, Santa Rosa	1
Unknown, Duval	1
Upland, Manatee	1
Surfside Beach, Orange	1
Sun City Center, Lee	1
Tampa, Duval	1

COVID-19: characteristics of 1,844,228 Florida resident cases

Data through Feb 22, 2021 verified as of Feb 23, 2021 at 09:25 AM

Data in this report are provisional and subject to change.

The table below includes the cities and counties of residence for cases in Florida residents based on the patient's ZIP Code.

Note that city is not always received as part of the initial notification and may be missing while the case is being investigated.

City and county	Cases
Tavares, Unknown	1
Temple, Palm Beach	1
Saint Charles, Orange	1
Saint Petersburg, Duval	1
Saint Petersburg, Manatee	1
Scottsdale, Brevard	1
St Peterburg, Orange	1
Stiamk, Dade	1
Summerdale, Escambia	1
Port Saint Lucie, Marion	1
Port St Luice, Unknown	1
Roswell, Bay	1
Ruskin, Dade	1
Ruskin, Manatee	1
Pensacola Naval Hospital, Escambia	1
Pass-A-Grille, Pinellas	1
Pompano Beach, Osceola	1
Plymouth, Pasco	1
Okeechobee, Unknown	1
Oviedo, Orange	1
Pace, Escambia	1
Painted Post, Pasco	1
Palatka, Marion	1
Winter Springs, Polk	1
Youngstown, Washington	1
Winnetka, Dade	1
Winter Garden, Osceola	1
Winter Haven, Osceola	1
Winter Park, Duval	1
Winter Park, Palm Beach	1
West Hollywood, Broward	1
Weston, Unknown	1
Wildwood, Lee	1
Waverly, Duval	1
Wabasha, Clay	1
Mckinney, Broward	1
Miamc, Dade	1
Matawan, Palm Beach	1
Missing, Okeechobee	1
Monroe Township, Palm Beach	1
Moore Haven, Okeechobee	1
Morrisville, Unknown	1
Longwood, Volusia	1
Ldhl, Broward	1
Lincoln, St. Lucie	1
Little Neck, Lee	1
Lake Butler, Alachua	1
Knoxville, Bay	1
Las Vegas, Palm Beach	1
Homeless, Monroe	1
Homeless, Pinellas	1
Howell, Dade	1
Hudson, Hernando	1
Hoclywsod, Dade	1
Holiday, Pinellas	1
Indian Rocks Beach, Duval	1
Indiantown, Palm Beach	1
Inglewood, Sarasota	1
Inverness, Marion	1

COVID-19: characteristics of 1,844,228 Florida resident cases

Data through Feb 22, 2021 verified as of Feb 23, 2021 at 09:25 AM

Data in this report are provisional and subject to change.

The table below includes the cities and counties of residence for cases in Florida residents based on the patient's ZIP Code.

Note that city is not always received as part of the initial notification and may be missing while the case is being investigated.

City and county	Cases
Inwood, Broward	1
Irvine, Marion	1
Istachatta, Hernando	1
Jupiter, St. Lucie	1
Kenilworth, Leon	1
Jacksonville, Orange	1
Jefferson, Dade	1
Jonesboro, Leon	1
Kingsland, Nassau	1
Key West, Duval	1
Keys West, Unknown	1
Carmel, Orange	1
Cedar Springs, Hernando	1
Chicago, Unknown	1
Coconut Ck, Unknown	1
Dallas, Hernando	1
Dayton, Lake	1
Daytona Beach, Pinellas	1
Dearborn, Broward	1
Deer Park, Dade	1
Brooklyn, Dade	1
Brooklyn, Lee	1
Caracas, Dade	1
Boston, Broward	1
Bel Air, Collier	1
O, Manatee	1
Alachua, Duval	1
Alpharetta, Broward	1
Apopka, Clay	1
Asheville, Highlands	1
Astoria, Broward	1
Bartow, Hardee	1
Downingtown, Hillsborough	1
Dpo, Santa Rosa	1
Dunedin, Unknown	1
Deerfield, Dade	1
Deland, Seminole	1
Deltona, Seminole	1
Fort Lauderdale, Leon	1
Fort Myers, Sarasota	1
Fort Pierce, Palm Beach	1
Fort White, Clay	1
East Palatka, Hillsborough	1
Eastpoint, Leon	1
Garden City, Alachua	1
Gaylord, Orange	1
Gotcha, Orange	1
Greensburg, Palm Beach	1
Erie, Monroe	1
Hallandale, Unknown	1
Haines City, Osceola	1
Hernando, Marion	1
Hialeah, Collier	1
Helen, Bay	1
Prattville, Hillsborough	1
Prestonsburg, Bay	1
Quincy, Jackson	1
Rapid City, Broward	1
Piasa, Putnam	1

COVID-19: characteristics of 1,844,228 Florida resident cases

Data through Feb 22, 2021 verified as of Feb 23, 2021 at 09:25 AM

Data in this report are provisional and subject to change.

The table below includes the cities and counties of residence for cases in Florida residents based on the patient's ZIP Code.

Note that city is not always received as part of the initial notification and may be missing while the case is being investigated.

City and county	Cases
Russellville, Bay	1
Saint Cloud, Palm Beach	1
Saint Joseph, Volusia	1
San Antonio, Orange	1
Shalimar, Unknown	1
Shirley, Flagler	1
Suitland, Volusia	1
Sanford, Unknown	1
Seminole, Leon	1
Oldsmar, Hillsborough	1
North Palm Beach, Orange	1
Northport, Sarasota	1
Oakland, Lee	1
Milford, Lee	1
Myakka City, Sarasota	1
New Middletown, Hillsborough	1
New Port Richey, Pinellas	1
New Port Richey, Unknown	1
Newberry, Marion	1
Orlo Vista, Orange	1
Other, Dade	1
Palm Beach Gardens, Unknown	1
Palmetto Bay, Palm Beach	1
Palmetto, Pasco	1
Parma, Manatee	1
Pass-A-Grille Beach, Pinellas	1
Tavares, Orange	1
Tequesta, Martin	1
Topsham, Manatee	1
Town Of Nocatee, St. Johns	1
Troy, Manatee	1
Unkn, Duval	1
Syracuse, Polk	1
Tallahassee, Dade	1
Tamarac, Dade	1
Waipahu, Santa Rosa	1
Ward, Polk	1
Wellborn, Columbia	1
Sunbright, Palm Beach	1
Venetian Islands, Dade	1
Winter Garden, Duval	1
Woodbine, Nassau	1
Yulee, St. Johns	1
Zephyrhills, Hillsborough	1
West Aplm Beach, Palm Beach	1
West Yarmouth, St. Lucie	1
Davenport, Lake	1
Davie, Unknown	1
Dayton, Orange	1
Dunedin, Pasco	1
Edgewood, Broward	1
Elkton, Putnam	1
Cincinnati, Dade	1
Chesterfield, Broward	1
Crossings, Unknown	1
Armstrong, St. Johns	1
Atl, Brevard	1
Alva, Escambia	1
Andalusia, Escambia	1

COVID-19: characteristics of 1,844,228 Florida resident cases

Data through Feb 22, 2021 verified as of Feb 23, 2021 at 09:25 AM

Data in this report are provisional and subject to change.

The table below includes the cities and counties of residence for cases in Florida residents based on the patient's ZIP Code.

Note that city is not always received as part of the initial notification and may be missing while the case is being investigated.

City and county	Cases
Arcadia, Highlands	1
Baker, Santa Rosa	1
Belleville, Palm Beach	1
Belmont, Santa Rosa	1
Blountstown, Broward	1
Bronson, Alachua	1
Brooker, Alachua	1
Bradenton, Clay	1
Brandon, Pinellas	1
Bonita, Lee	1
Bocaraten, Palm Beach	1
Hudson, Pinellas	1
Indian Rock Beach, Palm Beach	1
Hoosick Falls, Broward	1
Interlachen, Duval	1
Kure Beach, Monroe	1
Lakeland, Palm Beach	1
Gainesville, Okaloosa	1
Gainesville, Unknown	1
Florala, Okaloosa	1
Hialeahgardens, Dade	1
Hiram, Leon	1
Gibson-ton, Unknown	1
Greenbrier, Bay	1
Groveland, Orange	1
Newberry, Levy	1
New Vernon, Palm Beach	1
Monroe, Hillsborough	1
Middletown, Osceola	1
Missing, Gilchrist	1
Longwood, Broward	1
Lucedale, St. Lucie	1
Mayaguez, Dade	1
Macclenny, Duval	1
Mantua, Broward	1
Windermere, Volusia	1
Wtixrat, Dade	1
Westlake Village, Unknown	1
White Plains, Broward	1
Whites Creek, Leon	1
Watersound, Bay	1
Unk, Duval	1
Ventura, Orange	1
University Of Central Florida, Lee	1
Trenton, Dixie	1
Unknown, Unknown	1
Toms River, Lee	1
Tourist, Dade	1
Pembroke Pines, Orange	1
Pensacola, Sumter	1
Palmetto, Dixie	1
Perth Amboy, Hillsborough	1
Port Orange, Brevard	1
Puerto Rico, Unknown	1
Punta Gorda, Unknown	1
Randolph, Orange	1
Rivera Beach, Palm Beach	1
Paducah, Manatee	1
Palm Coast, Unknown	1

COVID-19: characteristics of 1,844,228 Florida resident cases

Data through Feb 22, 2021 verified as of Feb 23, 2021 at 09:25 AM

Data in this report are provisional and subject to change.

The table below includes the cities and counties of residence for cases in Florida residents based on the patient's ZIP Code.

Note that city is not always received as part of the initial notification and may be missing while the case is being investigated.

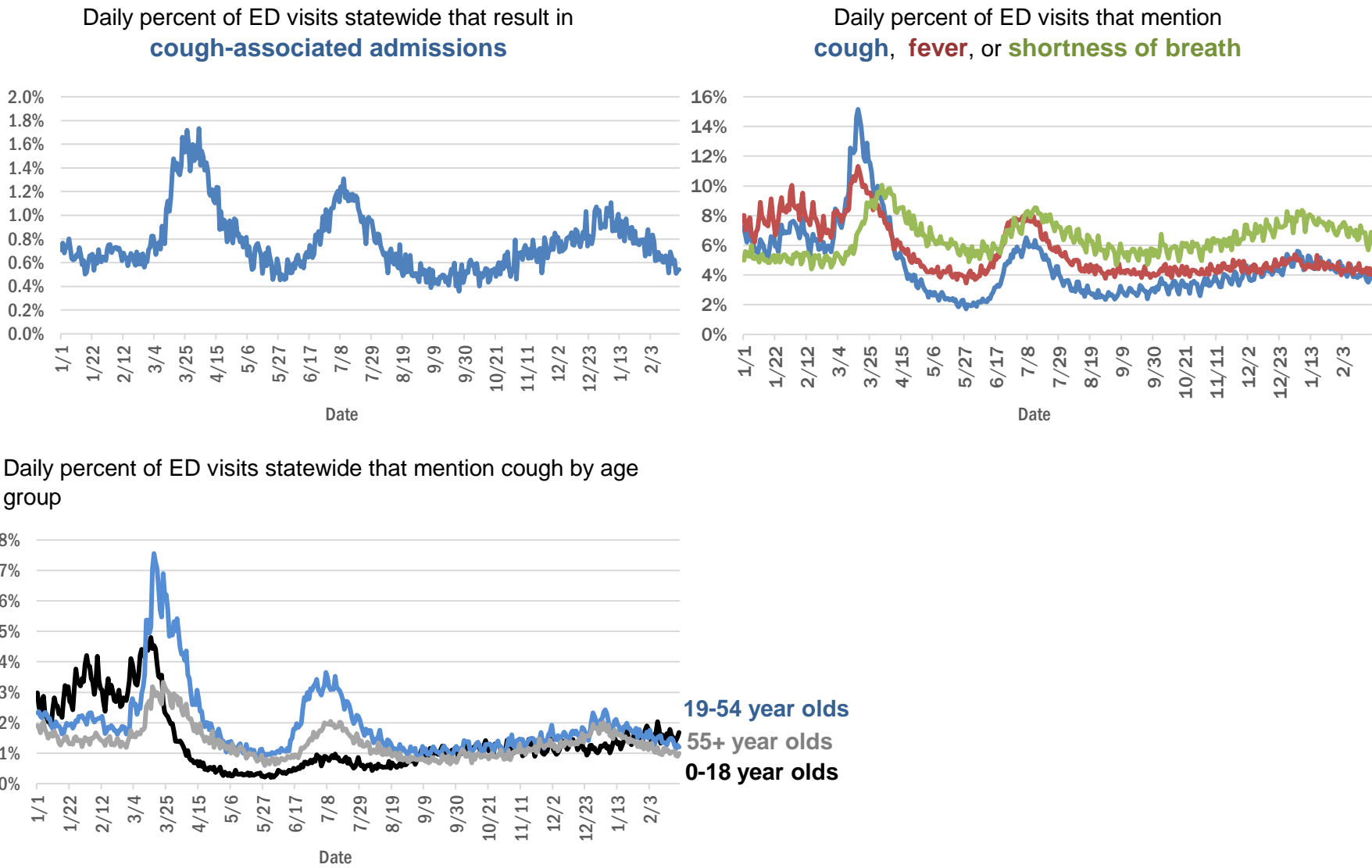
City and county	Cases
Orlando, Jackson	1
North Laud, Unknown	1
Ocoee, Unknown	1
Odessa, Dade	1
Oldsrav, Manatee	1
Saint Augustine, Flagler	1
Powell, Lee	1
Seffenner, Hillsborough	1
Seminole, Lee	1
Saint Petersburg, Charlotte	1
Stratford, Broward	1
Sunrtise, Dade	1
Tallahassee, Gadsden	1
Tallahassee, Madison	1
Total	#####

COVID-19: additional surveillance information

Data through Feb 22, 2021 verified as of Feb 23, 2021 at 09:25 AM

Data in this report are provisional and subject to change.

Statewide emergency department (ED) chief complaint and admission data



The Electronic Surveillance System for the Early Notification of Community-Based Epidemics (ESSENCE-FL) includes chief complaint data from 211 of 211 Florida EDs. Data are transmitted electronically to ESSENCE-FL daily or hourly.

COVID-19: testing by laboratory

Data through Feb 22, 2021 verified as of Feb 23, 2021 at 09:25 AM

Data in this report are provisional and subject to change.

The numbers in the table below represent the number of Florida and non-Florida residents for whom test results were received by the Department of Health. A person can be tested by more than one laboratory and can have both positive and negative results. **Therefore, the sum of the numbers in each column will be larger than the total number of people tested.**

Reporting lab	Inconclusive	Negative	Positive	Percent positive	Total
LABORATORY CORPORATION OF AMERICA	2,488	1,549,485	212,231	12%	1,764,204
CURATIVE LABS	13,697	1,445,041	218,476	13%	1,677,214
QUEST DIAGNOSTICS	11,517	1,326,295	196,278	13%	1,534,090
BIO REFERENCE LABORATORIES, INC	7,562	903,196	173,798	16%	1,084,556
HELIX	7,934	581,835	102,715	15%	692,484
REALTOX LABS LLC	6,208	575,542	94,606	14%	676,356
NOMI_HEALTH	2,221	372,043	53,704	13%	427,968
GENETWORX	661	390,604	32,958	8%	424,223
RCA LABORATORY SERVICES, LLC		366,033	39,344	10%	405,377
CDR MAGUIRE - HEALTH CARE CENTER		338,627	51,539	13%	390,166
EAST FLORIDA STATE COLLEGE - BREVARD		212,886	26,986	11%	239,872
IMPACT HEALTH BIOMETRIC TESTING, INC	1,024	210,845	24,616	10%	236,485
BPHL-JACKSONVILLE	18	173,856	30,734	15%	204,608
NOMI HEALTH LAB SERVICES		172,680	19,837	10%	192,517
PWNHEALTH	1,174	160,790	22,294	12%	184,258
ADVENTHEALTH LAB	99	149,486	19,580	12%	169,165
CB SMITH PARK		150,116	18,794	11%	168,910
MAKO GENOMICS	7,445	133,925	24,521	15%	165,891
FULGENT DIAGNOSTICS LABORATORY	2,926	136,194	15,124	10%	154,244
MAYO CLINIC LABORATORIES	331	135,017	17,214	11%	152,562
BPHL-MIAMI	225	129,154	21,893	14%	151,272
ELABNETWORK	1,059	137,203	11,711	8%	149,973
PALM BEACH BALLPARK		125,251	13,072	9%	138,323
BAYCARE LABORATORIES LLC	570	124,065	11,001	8%	135,636
MEMORIAL REGIONAL HOSPITAL SOUTH	25	108,600	22,373	17%	130,998
NORTHWEST LABORATORY	246	121,055	6,473	5%	127,774
ASCENSION SACRED HEART HOSPITAL - PENSACOLA	2	109,598	17,465	14%	127,065
ORLANDO HEALTH SYSTEM	680	109,518	11,541	9%	121,739
BIOCOLLECTIONS WORLDWIDE, INC	731	106,986	13,270	11%	120,987
ADVENT HEALTH LAB	112	101,260	13,956	12%	115,328
MEDICAL DIAGNOSTIC LABORATORIES	974	98,524	14,212	12%	113,710
UF HEALTH MEDICAL LAB	33	94,107	8,861	9%	103,001
AKESOGEN		86,252	16,716	16%	102,968
BPHL-TAMPA (SPECTRUM BLVD)	45	86,347	16,005	16%	102,397
TESTING MATTERS INC	534	86,437	14,752	15%	101,723
KORVALABS, INC	1,285	91,455	4,698	5%	97,438
TAMPA GENERAL HOSPITAL	4	87,322	8,432	9%	95,758
DIATHERIX LABORATORIES (VRL EUROFINs)		81,231	12,199	13%	93,430
SUNPATH MEDICAL DIAGNOSTICS LABORATORY	805	76,937	11,884	13%	89,626
AEGIS SCIENCES CORPORATION	778	72,744	13,177	15%	86,699
BAPTIST HEALTH SOUTH FLORIDA	345	71,782	11,264	14%	83,391
ASCENSION ST VINCENT'S - RIVERSIDE	1	66,761	9,810	13%	76,572
JACKSON MEMORIAL HOSPITAL CLINICAL LAB	79	58,904	10,956	16%	69,939
SOUTH MIAMI HOSPITAL LAB	419	60,343	8,784	13%	69,546
LAKELAND REGIONAL MEDICAL CENTER	129	61,140	8,177	12%	69,446
AMERICAN HEALTH ASSOCIATES	9	57,977	5,106	8%	63,092
UF HEALTH SHANDS HOSPITAL	459	57,700	4,335	7%	62,494

COVID-19: testing by laboratory

Data through Feb 22, 2021 verified as of Feb 23, 2021 at 09:25 AM

Data in this report are provisional and subject to change.

The numbers in the table below represent the number of Florida and non-Florida residents for whom test results were received by the Department of Health. A person can be tested by more than one laboratory and can have both positive and negative results. **Therefore, the sum of the numbers in each column will be larger than the total number of people tested.**

Reporting lab	Inconclusive	Negative	Positive	Percent positive	Total
INGENIOUS PERSONALIZED MEDICINE	190	47,579	9,921	17%	57,690
AIT LABORATORIES		51,128	6,229	11%	57,357
ARUP LABORATORIES	16	50,060	2,922	6%	52,998
APPLIED INGENUITY DIAGNOSTICS LLC		47,900	2,161	4%	50,061
BAPTIST HEALTH - JACKSONVILLE	4	45,718	3,810	8%	49,532
GENESIS REFERENCE LABORATORIES		43,212	4,907	10%	48,119
TALLAHASSEE MEMORIAL HOSPITAL	235	42,170	5,352	11%	47,757
VIRACOR EUROFINIS		35,479	9,811	22%	45,290
SARASOTA MEMORIAL HOSPITAL MAIN LAB	12	39,443	3,535	8%	42,990
BROWARD GENERAL MEDICAL CENTER-CLINICAL LAB	2	37,357	4,092	10%	41,451
ADVENTIST HEALTH SYSTEMS SUNBELT INC DBA		36,084	4,175	10%	40,259
NICKLAUS CHILDREN'S HOSPITAL	66	34,997	4,914	12%	39,977
MILLENNIUM PHYSICIAN GROUP	17	33,451	6,492	16%	39,960
FLORIDA HOSPITAL - TAMPA	37	36,578	3,171	8%	39,786
LEE HEALTH - CAPE CORAL HOSPITAL	3	32,827	5,426	14%	38,256
UNIVERSITY OF MIAMI HOSPITAL	124	33,864	3,537	9%	37,525
ORANGE COUNTY CONVENTION CENTER		33,330	3,697	10%	37,027
DWIC OF TAMPA BAY INC		32,554	3,971	11%	36,525
UF HEALTH JACKSONVILLE	48	32,061	3,797	11%	35,906
MIAMI DADE COUNTY☐		32,093	3,528	10%	35,621
MINUTECLINIC LLC		29,810	5,349	15%	35,159
ECCO LAB GROUP CO	498	29,730	4,572	13%	34,800
WALGREENS	34	29,146	5,389	16%	34,569
MEDFAST URGENT CARE CENTERS, LLC	19	27,886	4,243	13%	32,148
NORTH FLORIDA REGIONAL MEDICAL CENTER		27,104	3,329	11%	30,433
MOUNT SINAI MEDICAL CENTER	10	26,874	2,957	10%	29,841
ST JOSEPHS HOSPITAL LABORATORY	23	26,216	3,467	12%	29,706
JUPITER MEDICAL CENTER LAB	78	26,707	2,594	9%	29,379
BRANDON REGIONAL HOSPITAL		25,828	3,415	12%	29,243
STS LAB 2 LLC	6	26,969	1,371	5%	28,346
INTEGRATED REGIONAL LABORATORIES LLP	1	24,063	3,860	14%	27,924
JFK MEDICAL CENTER LAB	1	23,428	3,055	12%	26,484
PALMETTO GENERAL HOSPITAL LAB	3	21,808	4,487	17%	26,298
WATSON CLINIC LLP		20,873	4,889	19%	25,762
GENESIS MEDICAL LABORATORY	343	21,021	4,086	16%	25,450
NIGHT LITE PEDIATRIC CENTER LLC		22,647	2,569	10%	25,216
MALABAR MEDICAL WALK IN CLINIC	1	20,350	4,049	17%	24,400
HOLY CROSS HOSPITAL CLINICAL LAB	1	22,285	2,098	9%	24,384
HEALTHLINK DIAGNOSTIC LABORATORIES	283	21,580	2,314	10%	24,177
ACCESS DX LABORATORY	221	21,748	2,075	9%	24,044
AVENTUS BIO LABS	16	20,266	3,054	13%	23,336
MORTON PLANT HOSPITAL-ADLER INSTITUTE	26	20,085	2,399	11%	22,510
PANCARE OF FLORIDA INC		19,863	2,408	11%	22,271
STATLAB_MOBILE	1	20,054	2,032	9%	22,087

COVID-19: testing by laboratory

Data through Feb 22, 2021 verified as of Feb 23, 2021 at 09:25 AM

Data in this report are provisional and subject to change.

The numbers in the table below represent the number of Florida and non-Florida residents for whom test results were received by the Department of Health. A person can be tested by more than one laboratory and can have both positive and negative results. **Therefore, the sum of the numbers in each column will be larger than the total number of people tested.**

Reporting lab	Inconclusive	Negative	Positive	Percent positive	Total
LAB DIAGNOSTICS LLC	390	15,918	5,312	25%	21,620
NAPLES COMMUNITY HOSPITAL	72	19,397	2,014	9%	21,483
DRS CLACK SPENCER WHITE & MCCORMACK PA D/B/A		19,094	1,965	9%	21,059
ADVENT HEALTH - DAYTONA BEACH	32	18,890	1,670	8%	20,592
EXACT SCIENCES LABORATORIES		18,177	2,306	11%	20,483
SAINT MARY'S MEDICAL CENTER	24	18,261	2,150	11%	20,435
PATIENTS FIRST LAKE ELLA MEDICAL CENTER PA		17,113	3,195	16%	20,308
INFINITY BIOLOGIX LLC	54	18,735	818	4%	19,607
UNITED CLINICAL LABORATORY LLC	2	17,041	2,256	12%	19,299
CLEVELAND CLINIC HOSPITAL LAB	4	16,590	2,197	12%	18,791
BAYFRONT HEALTH - ST PETERSBURG	17	15,670	2,346	13%	18,033
CLEVELAND CLINIC TRADITION HOSPITAL		16,698	1,231	7%	17,929
OSCEOLA REGIONAL MEDICAL CENTER	1	15,335	2,220	13%	17,556
HEALTH CENTER AT SINAI RESIDENCES		16,930	506	3%	17,436
LEESBURG REGIONAL MEDICAL CENTER		15,296	2,126	12%	17,422
BIOCERNA LABS	461	14,582	2,112	12%	17,155
HOMESTEAD HOSPITAL CLINICAL LABORATORY	27	13,802	2,970	18%	16,799
MEMORIAL HOSPITAL JACKSONVILLE	8	13,901	2,685	16%	16,594
WELLINGTON REGIONAL MED CTR LAB	6	14,468	1,795	11%	16,269
NORTHWEST MEDICAL CENTER	1	13,849	1,962	12%	15,812
CLARITY LAB SOLUTIONS	89	13,871	1,737	11%	15,697
ORANGE PARK MEDICAL CENTER	9	13,095	2,575	16%	15,679
INDIAN RIVER PATHOLOGY LLC		14,429	1,227	8%	15,656
ACCESS MEDICAL LABORATORIES	4	7,952	7,525	49%	15,481
FULGENT DIAGNOSTICS	169	14,302	977	6%	15,448
BETHESDA HOSPITAL EAST		13,734	1,414	9%	15,148
OAK HILL HOSPITAL		13,397	1,702	11%	15,099
DELRAY MEDICAL CENTER LAB	3	13,508	1,575	10%	15,086
VISTA CLINICAL DIAGNOSTICS	481	12,866	1,688	11%	15,035
WEST KENDALL BAPTIST HOSPITAL	13	11,904	2,812	19%	14,729
LAWNWOOD REGIONAL MEDICAL CENTER	1	12,601	2,045	14%	14,647
INDIAN RIVER MEDICAL CENTER LAB		13,669	852	6%	14,521
PRIVA PATH LABS	75	13,517	915	6%	14,507
MEMORIAL REGIONAL HOSPITAL CLINICAL LABORATORY	10	13,521	934	6%	14,465
BAPTIST HEALTHCARE - BAPTIST HOSPITAL	5	11,257	3,076	21%	14,338
BAPTIST HEALTH - SOUTH		13,021	1,163	8%	14,184
LEE HEALTH - LEE MEMORIAL HOSPITAL		10,608	3,548	25%	14,156
LARGO MEDICAL CENTER		12,433	1,575	11%	14,008
UHEALTH CORAL GABLES/LENNAR MED CTR	32	13,066	887	6%	13,985
WINTER HAVEN HOSPITAL CLINICAL LABORATORY	4	11,742	2,156	16%	13,902
NONA SCIENTIFIC	5	10,595	3,120	23%	13,720
THE HEALTHCARE DISTRICT OF PALM BEACH COUNTY	44	11,900	1,734	13%	13,678
ADVENTHEALTH CENTRA CARE LAKE BUENA VISTA		12,051	1,536	11%	13,587
WEST FLORIDA HOSPITAL LAB	1	10,506	2,926	22%	13,433
CARDIOPATH	84	11,534	1,682	13%	13,300

COVID-19: testing by laboratory

Data through Feb 22, 2021 verified as of Feb 23, 2021 at 09:25 AM

Data in this report are provisional and subject to change.

The numbers in the table below represent the number of Florida and non-Florida residents for whom test results were received by the Department of Health. A person can be tested by more than one laboratory and can have both positive and negative results. **Therefore, the sum of the numbers in each column will be larger than the total number of people tested.**

Reporting lab	Inconclusive	Negative	Positive	Percent positive	Total
MEDICAL CENTER OF TRINITY CLINICAL LABORATORY	2	11,644	1,378	11%	13,024
PALMS WEST HOSPITAL LAB	2	11,090	1,827	14%	12,919
GOOD SAMARITAN MEDICAL CENTER LAB	2	11,140	1,668	13%	12,810
WESTSIDE REGIONAL MED CTR	2	10,896	1,867	15%	12,765
MERCY HOSPITAL A CAMPUS OF PLANTATION GEN HOSP LAB	1	10,537	1,976	16%	12,514
ST ANTHONY'S HOSPITAL LAB	30	10,907	1,493	12%	12,430
NEMOURS CHILDRENS HOSPITAL	1	11,689	702	6%	12,392
MOLECULAR INFECTIOUS DISEASES	419	11,571	401	3%	12,391
REGIONAL MEDCIAL CENTER BAYONET POINT	2	11,271	995	8%	12,268
GULF COAST MEDICAL CENTER MICROLAB		9,593	2,670	22%	12,263
LAKE CITY HM		11,147	988	8%	12,135
THE VILLAGES REGIONAL HOSPITAL		10,797	1,247	10%	12,044
FLORIDA HOSPITAL WATERMAN LABORATORY	70	10,997	862	7%	11,929
BINAXNOW	9	9,072	2,830	24%	11,911
PWN HEALTH	17	9,702	2,072	18%	11,791
ST MARKS HOSPITAL LABORATORY B	78	10,627	1,002	9%	11,707
CAPITAL REGIONAL MEDICAL CTR		9,395	2,311	20%	11,706
AVENTURA HOSPITAL LAB		9,377	2,208	19%	11,585
CORAL GABLES HOSPITAL CLINICAL LABORATORY		9,707	1,824	16%	11,531
HALIFAX MEDICAL CENTER LAB	37	9,776	1,710	15%	11,523
GENOVA DIAGNOSTICS LABORATORY	61	10,429	1,014	9%	11,504
ST JOSEPHS HOSPITAL	18	9,916	1,505	13%	11,439
MEDRITE MEDICAL CARE, PC	5,386	5,508	538	5%	11,432
WEST BOCA MEDICAL CENTER LAB		10,501	850	7%	11,351
FLORIDA LABORATORY ANALYSIS		9,872	1,457	13%	11,329
BLAKE MEDICAL CENTER		9,894	1,419	13%	11,313
BAPTIST HEALTH SOUTH FLORIDA - WEST KENDALL URGENT CARE		9,371	1,809	16%	11,180
LEE HEALTH - HEALTH PARK MEDICAL CENTER		9,325	1,803	16%	11,128
MANATEE MEMORIAL HOSPITAL		10,158	964	9%	11,122
COAST DIAGNOSTICS LLC	45	9,871	1,197	11%	11,113
LARKIN COMMUNITY HOSPITAL	10	9,530	1,450	13%	10,990
PATHNOSTICS	41	8,610	2,337	21%	10,988
PALM BEACH GARDENS MEDICAL CTR LAB		9,826	1,085	10%	10,911
MEASE COUNTRYSIDE LAB	14	9,584	1,178	11%	10,776
LARKIN COMMUNITY HOSPITAL INC DBA CARDIOTROPIC		6,820	3,621	35%	10,441
PRECISION HEALTH RESOURCES LLC		9,781	657	6%	10,438
LAKE CITY MEDICAL CENTER		8,265	2,158	21%	10,423
FLORIDA HOSPITAL HEARTLAND MED CTR CLINICAL LAB	33	8,924	1,349	13%	10,306
VIKOR SCIENTIFIC	46	8,398	1,764	17%	10,208
ADVENT HEALTH - WESLEY CHAPEL	14	9,102	961	10%	10,077
PLANTATION GENERAL HOSPITAL		8,423	1,556	16%	9,979
SRQ DRIVE THROUGH		8,944	905	9%	9,849
DOCTORS HOSPITAL	7	8,138	1,621	17%	9,766
FLORIDA MEDICAL CENTER - A CAMPUS OF NORTH SHORE	2	8,539	1,176	12%	9,717
NATIONWIDE LABORATORY SERVICES INC	331	8,074	1,289	13%	9,694
AVECINA	17	8,956	698	7%	9,671
LEON MEDICAL CENTERS LLC		7,602	2,062	21%	9,664

COVID-19: testing by laboratory

Data through Feb 22, 2021 verified as of Feb 23, 2021 at 09:25 AM

Data in this report are provisional and subject to change.

The numbers in the table below represent the number of Florida and non-Florida residents for whom test results were received by the Department of Health. A person can be tested by more than one laboratory and can have both positive and negative results. **Therefore, the sum of the numbers in each column will be larger than the total number of people tested.**

Reporting lab	Inconclusive	Negative	Positive	Percent positive	Total
SARKIS CLINICAL TRIALS	25	8,364	1,233	13%	9,622
PALM BEACH BALL PARK		8,605	1,011	11%	9,616
CENTRAL FLORIDA REGIONAL HOSPITAL		8,582	1,004	10%	9,586
P4 CLINICAL, LLC	198	8,393	951	10%	9,542
AVECINA MEDICAL	4	6,202	3,322	35%	9,528
AMERICAN FAMILY CARE		5,238	4,240	45%	9,478
EXPRESS GENE MOLECULAR DIAGNOSTICS LABORATORY		8,070	1,384	15%	9,454
LABSTAT LLC	3	9,014	434	5%	9,451
NORTHSIDE HOSPITAL AND HEART INSTITUTE		8,461	969	10%	9,430
BOSTON HEART DIAGNOSTICS CORP		8,177	1,198	13%	9,375
CORAL SPRINGS MED CTR		8,382	910	10%	9,292
FLORIDA HOSPITAL DELAND	10	7,962	1,163	13%	9,135
ADVENTHEALTH CENTRA CARE WATERFORD LAKES		7,525	1,493	17%	9,018
CERNERELR_BAYCARE	43	8,320	616	7%	8,979
SYNERGY DIAGNOSTIC LABORATORY	93	7,867	974	11%	8,934
NCF DIAGNOSTICS & DNA TECHNOLOGIES LAB	153	8,273	481	5%	8,907
INFORM DIAGNOSTICS, INC		8,313	495	6%	8,808
LABS ASAP LLC		7,907	865	10%	8,772
CernerELR_Advent		7,528	1,198	14%	8,726
BAPTIST HEALTH SOUTH FLORIDA - COUNTRY WALK URGENT CARE		7,170	1,511	17%	8,681
FLORIDA HOSPITAL FLAGLER	29	7,798	754	9%	8,581
OCALA REGIONAL MEDICAL CENTER		7,421	1,141	13%	8,562
WEST PALM HOSPITAL LAB		7,840	688	8%	8,528
BROWARD HEALTH NORTH CLINICAL LABORATORY		7,513	969	11%	8,482
NORTH SHORE MEDICAL CENTER		6,999	1,443	17%	8,442
MEDARBOR DIAGNOSTICS	1	7,253	1,103	13%	8,357
FLORIDA HOSPITAL ZEPHYRHILLS	10	7,432	906	11%	8,348
AVECINA MEDICAL OAKLEAF	3	6,977	1,330	16%	8,310
ADVENTHEALTH CENTRA CARE ST CLOUD	1	7,130	1,147	14%	8,278
LEE HEALTH - GULF COAST MEDICAL CENTER	2	6,570	1,689	20%	8,261
CERNERELR_BAPTISTMIAMI	31	7,313	862	11%	8,206
FLORIDA HOSPITAL OF CARROLLWOOD	23	7,010	1,150	14%	8,183
ALL CHILDREN'S HOSPITAL		7,507	554	7%	8,061
SOUTH BAY HOSPITAL CLINICAL LAB	1	7,054	853	11%	7,908
CLEVELAND CLINIC MARTIN SOUTH HOSPITAL	1	7,006	874	11%	7,881
SYNERGY LABORATORIES	7	6,766	1,042	13%	7,815
INFINITY BIOLOGIX LLC (GINKO BIOWORKS)	26	7,569	219	3%	7,814
BAPTIST HEALTH SOUTH FLORIDA - MIAMI LAKES URGENT CARE		5,994	1,633	21%	7,627
HEALTHQUEST ESOTERICS		6,279	1,344	18%	7,623
KD MEDICAL CHOICE LLC	5	6,876	715	9%	7,596
H LEE MOFFITT CANCER CENTER LABORATORY	1	7,372	214	3%	7,587
NCH NORTH NAPLES HOSPITAL LAB	15	6,733	830	11%	7,578
MEMORIAL HOSPITAL WEST LABORATORY SERVICES	14	6,866	694	9%	7,574
BAPTIST HEALTH - BEACHES		6,942	617	8%	7,559
BAYCARE COMMUNITY HEALTH		7,369	187	2%	7,556
POINCIANA MEDICAL CENTER		5,865	1,674	22%	7,539
SANTA ROSA MEDICAL CENTER		6,160	1,360	18%	7,520

COVID-19: testing by laboratory

Data through Feb 22, 2021 verified as of Feb 23, 2021 at 09:25 AM

Data in this report are provisional and subject to change.

The numbers in the table below represent the number of Florida and non-Florida residents for whom test results were received by the Department of Health. A person can be tested by more than one laboratory and can have both positive and negative results. **Therefore, the sum of the numbers in each column will be larger than the total number of people tested.**

Reporting lab	Inconclusive	Negative	Positive	Percent positive	Total
ISPM LABS, LLC DBA CAPSTONE DIAGNOSTICS, LLC		7,083	378	5%	7,461
ANNE BATES LEACH EYE HOSPITAL/ ABLEH MICROBIOLOGY LABORATORY	7	7,224	104	1%	7,335
WEST MARION COMMUNITY HOSPITAL LAB		6,042	1,243	17%	7,285
MEMORIAL HOSPITAL MICRO		6,772	496	7%	7,268
CLEVELAND CLINIC MARTIN NORTH HOSPITAL		6,406	833	12%	7,239
ARCPPOINT LABS OF FORT MYERS	4	6,208	879	12%	7,091
MORTON PLANT-MEASE	5	6,402	660	9%	7,067
GENE BY GENE, GENOMICS RESEARCH CENTER LAB	44	6,618	391	6%	7,053
ST LUCIE MEDICAL CENTER		5,680	1,371	19%	7,051
LAKEWOOD RANCH MEDICAL CENTER		6,441	562	8%	7,003
FLORIDA HOSPITAL FISH MEMORIAL	19	5,892	1,036	15%	6,947
ADVENTHEALTH CENTRA CARE CLERMONT		5,910	982	14%	6,892
LUMINUS DIAGNOSTICS		6,269	553	8%	6,822
ADVENTHEALTH CENTRA CARE UNIVERSITY	1	6,045	774	11%	6,820
ADVENTHEALTH CENTRA CARE WINTER GARDEN	1	5,990	736	11%	6,727
ADVENTHEALTH CENTRA CARE WINTER PARK		6,058	658	10%	6,716
BAPTIST HEALTH SOUTH FLORIDA - WESTCHESTER URGENT CARE		5,505	1,203	18%	6,708
VISTA CLINICAL	8	3,862	2,710	41%	6,580
FLORIDA HOSPITAL OCALA		5,672	876	13%	6,548
MEDEXPRESS URGENT CARE	2	4,424	2,077	32%	6,503
AVERO DIAGNOSTICS - IRVING	11	6,024	460	7%	6,495
HIALEAH HOSPITAL	4	5,010	1,440	22%	6,454
BAPTIST HEALTH SOUTH FLORIDA - DORAL URGENT CARE		5,121	1,278	20%	6,399
ADVENTHEALTH CENTRA CARE LAKELAND	1	5,529	845	13%	6,375
ADVENTHEALTH CENTRA CARE DR PHILLIPS		5,736	585	9%	6,321
UNKNOWN	3	3,311	2,930	47%	6,244
ADVENTHEALTH CENTRA CARE LEE ROAD		5,584	634	10%	6,218
OVIDO MEDICAL CENTER		5,563	636	10%	6,199
BAPTIST HEALTH - NASSAU		5,796	339	6%	6,135
HOLIDAY CVS LLC		5,854	275	4%	6,129
ST JOSEPHS NORTH HOSPITAL LAB	7	5,252	855	14%	6,114
INDIAN RIVER MEDICAL CENTER		5,214	833	14%	6,047
IMPERIAL POINT MEDICAL CENTER		5,516	517	9%	6,033
ATLANTIS URGENT CARE	1	4,413	1,545	26%	5,959
COMMUNITY HEALTH CENTERS OF PINELLAS INC		4,776	1,175	20%	5,951
ADVENTHEALTH CENTRA CARE HUNTERS CREEK	3	5,112	817	14%	5,932
BAYFRONT HEALTH - PORT CHARLOTTE		5,396	482	8%	5,878
EMERALD COAST URGENT CARE		4,450	1,397	24%	5,847
BAYFRONT HEALTH - VENICE REGIONAL MEDICAL	1	5,338	505	9%	5,844
ST PETERSBURG GENERAL HOSPITAL		4,921	903	16%	5,824
FORT WALTON BEACH MEDICAL CENTER		4,951	863	15%	5,814
NCH DOWNTOWN NAPLES HOSPITAL	13	5,203	570	10%	5,786
ADVENTHEALTH CENTRA CARE SANFORD		5,091	659	11%	5,750
MEDEXPRESS URGENT CARE OF BOYNTON BEACH LLC		5,352	396	7%	5,748
SOLARIS DIAGNOSTICS	10	5,150	563	10%	5,723
ADVENTHEALTH CENTRA CARE MOUNT DORA		4,793	922	16%	5,715
ADVENTHEALTH CENTRA CARE LAKE MARY	2	4,937	737	13%	5,676

COVID-19: testing by laboratory

Data through Feb 22, 2021 verified as of Feb 23, 2021 at 09:25 AM

Data in this report are provisional and subject to change.

The numbers in the table below represent the number of Florida and non-Florida residents for whom test results were received by the Department of Health. A person can be tested by more than one laboratory and can have both positive and negative results. **Therefore, the sum of the numbers in each column will be larger than the total number of people tested.**

Reporting lab	Inconclusive	Negative	Positive	Percent positive	Total
ADVENTHEALTH CENTRA CARE KISSIMMEE		5,031	578	10%	5,609
CLINICAL REFERENCE LABORATORY	2	5,246	276	5%	5,524
BAPTIST HEALTH SOUTH FLORIDA - PEMBROKE PINES URGENT CARE		4,601	911	17%	5,512
ADVENTHEALTH CENTRA CARE APOPKA	1	4,740	764	14%	5,505
FLORIDA HOSPITAL NORTH PINELLAS	11	4,999	446	8%	5,456
SUNCOAST PATHOLOGY ASSOCIATES		4,972	469	9%	5,441
TROPICANA FIELD - LOT 2□	19	4,920	486	9%	5,425
MEDEXPRESS URGENT CARE HUDSON		4,655	727	14%	5,382
EMPIRE CITY LABORATORIES INC	58	4,565	753	14%	5,376
SUNRISE MEDICAL LABORATORIES	2	4,999	371	7%	5,372
SOUTH FLORIDA BAPTIST HOSPITAL MICRO	4	4,485	869	16%	5,358
ADVENTIST HEALTH SYSTEMS, SUNBELT INC		4,705	652	12%	5,357
PARAMOUNT URGENT CARE		2,699	2,588	49%	5,287
NCH NORTH NAPLES HOSPITAL	6	4,659	618	12%	5,283
MARTIN HOSPITAL SOUTH LAB		4,966	288	5%	5,254
ADVENTHEALTH CENTRA CARE ALTAMONTE		4,554	638	12%	5,192
DOCTORS URGENT CARE LLC	1	4,171	946	18%	5,118
ANGEL KIDS PEDIATRICS		4,799	305	6%	5,104
TRINITY SPRINGS		4,357	729	14%	5,086
PUTNAM COMMUNITY MEDICAL CENTER		4,406	670	13%	5,076
BAPTIST HEALTH SOUTH FLORIDA - CORAL SPRINGS URGENT CARE		4,350	705	14%	5,055
NORTHWEST FLORIDA COMMUNITY HOSPITAL	31	3,614	1,373	27%	5,018
MEDICAL DNA LABS LLC	3	4,564	442	9%	5,009
ADVENTHEALTH CENTRA CARE AZALEA PARK		4,263	715	14%	4,978
MICROGEN DX	4	4,277	674	14%	4,955
EGLIN AIR FORCE BASE	13	3,467	1,456	29%	4,936
ACUTIS DIAGNOSTICS	17	3,937	970	20%	4,924
PRO CLINIC		3,887	1,022	21%	4,909
AHCC WESLEY CHAPEL		4,315	516	11%	4,831
UNIVERSITY HOSPITAL AND MEDICAL CENTER		3,651	1,141	24%	4,792
ADVENTHEALTH CENTRA CARE OVIEDO		4,122	664	14%	4,786
BAPTIST HEALTH - NORTH		3,698	1,041	22%	4,739
URGENT CARE CURE	2	4,039	675	14%	4,716
COASTAL MED URGENT CARE		3,233	1,465	31%	4,698
DOCTORS URGENT CARE OF LUTZ LLC	1	3,763	926	20%	4,690
ADVENTHEALTH EXPRESS CARE		3,778	875	19%	4,653
ESCAMBIA COMMUNITY CLINICS INC	8	3,450	1,180	25%	4,638
NIGHT LITE PEDIATRICS	4	3,341	1,250	27%	4,595
PALMS OF PASADENA HOSPITAL		4,074	508	11%	4,582
BAPTIST HEALTH SOUTH FLORIDA - TAMiami TRAIL URGENT CARE		3,654	893	20%	4,547
FLORIDA FAMILY LABORATORY, INC DBA	33	4,118	390	9%	4,541
ADVENTHEALTH CENTRA CARE LONGWOOD		4,005	533	12%	4,538
URGENT CARE OF THE PALM BEACHES		3,730	806	18%	4,536
ADVENTHEALTH CENTRA CARE SOUTH ORANGE		3,881	647	14%	4,528
MEDEXPRESS URGENT CARE - ESTERO		4,048	462	10%	4,510
MOFFITT CANCER CENTER	6	4,398	96	2%	4,500
FLORIDA COMMUNITY HEALTH CENTER		3,533	967	21%	4,500

COVID-19: testing by laboratory

Data through Feb 22, 2021 verified as of Feb 23, 2021 at 09:25 AM

Data in this report are provisional and subject to change.

The numbers in the table below represent the number of Florida and non-Florida residents for whom test results were received by the Department of Health. A person can be tested by more than one laboratory and can have both positive and negative results. **Therefore, the sum of the numbers in each column will be larger than the total number of people tested.**

Reporting lab	Inconclusive	Negative	Positive	Percent positive	Total
ADVENTHEALTH CENTRA CARE ORANGE LAKE		3,984	512	11%	4,496
ADVENT HEALTH - HEART OF FLORIDA ER	1	3,842	647	14%	4,490
MINUTECLINIC		3,868	617	14%	4,485
THE CENTER FOR URGENT CARE	3	3,728	752	17%	4,483
LEE HEALTH CONVENIENT CARE - PAGE FIELD		3,898	567	13%	4,465
MINUTECLINIC LLC #3703		3,727	736	16%	4,463
ADVENTHEALTH CENTRA CARE PORT ORANGE		3,726	724	16%	4,450
DOCTORS HOSPITAL OF SARASOTA CLINICAL LABORATORY		3,870	576	13%	4,446
BAPTIST HEALTH SOUTH FLORIDA - CORAL GABLES (UNIVERSITY) URGENT CARE		3,828	602	14%	4,430
WESTCHESTER HOSPITAL	23	3,556	847	19%	4,426
BAPTIST HEALTH SOUTH FLORIDA - KENDALE LAKES URGENT CARE		3,551	869	20%	4,420
MEDEXPRESS URGENT CARE - ROYAL PALM BEACH		3,959	446	10%	4,405
HEALTH FIRST ADVENTHEALTH CENTRA CARE GATEWAY	1	3,917	431	10%	4,349
PEDIATRIC HEALTH CARE ALLIANCE PA		3,973	365	8%	4,338
RAULERSON HOSPITAL		3,574	759	18%	4,333
HEALTH FIRST ADVENTHEALTH CENTRA CARE TITUSVILLE		3,869	463	11%	4,332
BAPTIST HEALTH SOUTH FLORIDA - PINECREST URGENT CARE		3,714	587	14%	4,301
ADVENTHEALTH CENTRA CARE SAND LAKE		3,862	438	10%	4,300
MEASE DUNEDIN HOSPITAL	5	3,849	427	10%	4,281
MEDEXPRESS URGENT CARE PALM BEACH GARDENS		3,917	351	8%	4,268
MEDEXPRESS URGENT CARE - GOLDEN GATE		3,806	454	11%	4,260
QDX PATHOLOGY SERVICES	2	3,912	342	8%	4,256
ADVENTHEALTH CENTRA CARE LEESBURG		3,444	807	19%	4,251
BAPTIST HEALTH SOUTH FLORIDA - CORAL GABLES URGENT CARE		3,519	700	17%	4,219
TALLAHASSEE PRIMARY CARE ASSOCIATES		3,648	537	13%	4,185
BAPTIST HEALTH SOUTH FLORIDA - PALMETTO BAY URGENT CARE		3,430	654	16%	4,084
NIGHT LITE PEDIATRICS URGENT CARE	1	3,414	638	16%	4,053
LABORATORY OF FLORIDA LLC	40	3,690	295	7%	4,025
PHYSICIANS REGIONAL MEDICAL CENTER - PINE RIDGE RD	1	3,265	734	18%	4,000
BETHESDA HOSPITAL WEST		3,583	410	10%	3,993
PALMS MEDICAL GROUP	5	2,787	1,190	30%	3,982
PARAMOUNT URGENT CARE - WINDERMERE		2,566	1,406	35%	3,972
BAYFRONT HEALTH - SEVEN RIVERS		3,602	347	9%	3,949
ASCENSION SACRED HEART - EMERALD COAST		3,260	689	17%	3,949
US BIOTEK LABORATORIES	14	3,556	363	9%	3,933
GENESIS DIAGNOSTICS		3,691	241	6%	3,932
MEDEXPRESS URGENT CARE - LAKELAND		3,456	457	12%	3,913
BAYA PHARMACY & URGENT CARE		2,838	1,053	27%	3,891
MEDCOMP SCIENCES LLC	68	2,034	1,776	46%	3,878
TWIN CITIES HOSPITAL	1	3,370	484	13%	3,855
PREMIER URGENT CARE OF BREVARD LLC	3	3,360	487	13%	3,850
MEMORIAL HOSPITAL- MIRAMAR	12	3,517	295	8%	3,824
ADVENTHEALTH CENTRA CARE		3,297	406	11%	3,703
DOCTORS TEST CENTERS		3,275	426	12%	3,701
SPORTS DRUG TESTING LABORATORY	61	3,509	118	3%	3,688
BAYFRONT HEALTH - BROOKSVILLE		3,217	439	12%	3,656
ADVENTHEALTH PROMPT CARE	2	2,583	1,046	29%	3,631

COVID-19: testing by laboratory

Data through Feb 22, 2021 verified as of Feb 23, 2021 at 09:25 AM

Data in this report are provisional and subject to change.

The numbers in the table below represent the number of Florida and non-Florida residents for whom test results were received by the Department of Health. A person can be tested by more than one laboratory and can have both positive and negative results. **Therefore, the sum of the numbers in each column will be larger than the total number of people tested.**

Reporting lab	Inconclusive	Negative	Positive	Percent positive	Total
VENTURE MEDICAL OF FLORIDA LLC		3,347	269	7%	3,616
CLARITY LAB SOLUTIONS LLC		3,608	4	0%	3,612
ADVENTHEALTH CENTRA CARE COLONIAL TOWN	2	3,213	385	11%	3,600
AMELIA EARHART		3,033	550	15%	3,583
DESOTO MEMORIAL HOSPITAL	3	2,928	638	18%	3,569
ACCU REFERENCE MEDICAL LAB	9	2,766	751	21%	3,526
SIPARADIGM LLC	39	3,244	238	7%	3,521
BAPTIST HEALTH SOUTH FLORIDA - DAVIE URGENT CARE		2,904	608	17%	3,512
ENGLEWOOD COMMUNITY HOSPITAL		3,167	330	9%	3,497
LAKESIDE MEDICAL CENTER		2,707	758	22%	3,465
BAYFRONT HEALTH - PUNTA GORDA		3,168	250	7%	3,418
MINUTECLINIC LLC		2,910	494	15%	3,404
MIDWAY SPECIALTY CARE CENTER DIAGNOSTICS	38	3,111	236	7%	3,385
MINUTECLINIC LLC # 0709		2,883	497	15%	3,380
MINUTECLINIC LLC #1067		2,899	433	13%	3,332
BAPTIST HEALTH SOUTH FLORIDA - WESTON URGENT CARE		2,922	394	12%	3,316
AMELIA URGENT CARE		1,742	1,547	47%	3,289
MEDEXPRESS URGENT CARE CAPE CORAL		2,761	469	15%	3,230
BARTOW REGIONAL MEDICAL CENTER	1	2,690	512	16%	3,203
MINUTECLINIC LLC #8396		2,731	455	14%	3,186
BAYFRONT HEALTH - SPRING HILL		2,894	285	9%	3,179
HIGHLANDS REGIONAL MEDICAL CENTER		2,412	711	23%	3,123
HEALTH FIRST ADVENTHEALTH CENTRA CARE COCOA		2,827	293	9%	3,120
ADVENTIST HEALTH SYSTEMS SUNBELT IN DBA		2,790	325	10%	3,115
BAPTIST HEALTH URGENT CARE AT SAWGRASS		2,606	504	16%	3,110
PHARMCO RX	2	2,856	229	7%	3,087
PRECISION HEALTH SOLUTIONS		2,895	166	5%	3,061
BAPTIST HEALTH SOUTH FLORIDA - BRICKELL URGENT CARE		2,537	521	17%	3,058
HOLIDAY CVS LLC DBA CVS PHARMACY #5154		2,940	79	3%	3,019
WALGREEN CO	2	2,611	330	11%	2,943
SELECT LABORATORIES - MARION COUNTY, FL LLC	5	2,619	297	10%	2,921
BRASHEAR'S VITAL CARE CORP		2,297	621	21%	2,918
VETERANS AFFAIRS MEDICAL CENTER - ORLANDO	1	1,343	1,570	54%	2,914
MEDEXPRESS URGENT CARE - DELAND		2,603	304	10%	2,907
MEDEXPRESS URGENT CARE LEHIGH ACRES		2,531	370	13%	2,901
STONE CLINICAL LABORATORIES		2,790	96	3%	2,886
QUICK CARE MED PL	2	2,284	594	21%	2,880
WALGREENS ORLANDO	3	2,523	340	12%	2,866
MINUTECLINIC LLC #3631		2,412	440	15%	2,852
HEALTH FIRST ADVENTHEALTH CENTRA CARE MALABAR		2,554	291	10%	2,845
ALTRU DIAGNOSTICS INC	2	2,685	156	5%	2,843
MC DIAGNOSTIC OF CONNECTICUT, PC #2220		2,400	414	15%	2,814
MEMORIAL HOSPITAL PEMBROKE	3	2,476	333	12%	2,812
ADVENTHEALTH CENTRA CARE KIDS LAKE MARY		2,595	208	7%	2,803
MINUTECLINIC LLC 5852		2,371	427	15%	2,798
BMCT Molecular Diagnostics Subsection		2,294	484	17%	2,778
PRIMEHEALTH URGENT CARE INC		2,371	387	14%	2,758

COVID-19: testing by laboratory

Data through Feb 22, 2021 verified as of Feb 23, 2021 at 09:25 AM

Data in this report are provisional and subject to change.

The numbers in the table below represent the number of Florida and non-Florida residents for whom test results were received by the Department of Health. A person can be tested by more than one laboratory and can have both positive and negative results. **Therefore, the sum of the numbers in each column will be larger than the total number of people tested.**

Reporting lab	Inconclusive	Negative	Positive	Percent positive	Total
ADVENT HEALTH CENTRA CARE -WINTER PARK KIDS URGENT CARE	4	2,504	243	9%	2,751
MINUTE CLINIC LLC		2,380	354	13%	2,734
VERILY LIFE SCIENCES		2,709	24	1%	2,733
CITRUS MEMORIAL HOSPITAL LABORATORY		2,248	446	17%	2,694
ADVENT HEALTH - NEW SMYRNA		2,114	555	21%	2,669
HOLMES REG MED CENTER CLINICAL LAB		2,280	387	15%	2,667
MINUTECLINIC LLC #3463		2,222	436	16%	2,658
MEDONE PLLC		1,993	653	25%	2,646
MINUTECLINIC LLC #5249		2,096	548	21%	2,644
MARINERS HOSPITAL		2,377	256	10%	2,633
BAPTIST HEALTH EMERGENCY CENTER COUNTRY WALK	1	2,211	417	16%	2,629
EMERALD COAST URGENT CARE, LLC	1	1,968	660	25%	2,629
NXGEN MDX LLC	4	2,332	289	11%	2,625
BAPTIST HEALTH - CLAY		2,252	373	14%	2,625
ADVENT HEALTH - OCALA		2,124	447	17%	2,571
MINUTECLINIC LLC #5253		2,125	441	17%	2,566
PARAMOUNT URGENT CARE INC		888	1,669	65%	2,557
PARAMOUNT URGENT CARE - ORLANDO		1,687	866	34%	2,553
ACCESS POINT HEALTHCARE URGENT & PRIMARY CARE	2	1,915	635	25%	2,552
GESSLER CLINIC	2	1,697	853	33%	2,552
BAPTIST HEALTHCARE - GULF BREEZE HOSPITAL	3	2,100	444	17%	2,547
PROHEALTH	3	1,044	1,484	59%	2,531
SCION LAB SERVICES LLC	23	2,315	188	7%	2,526
MEDEXPRESS FORT MYERS		2,174	305	12%	2,479
MEDEXPRESS URGENT CARE - VERO BEACH		2,146	325	13%	2,471
PARAMOUNT URGENT CARE - OVIEDO		1,689	779	32%	2,468
BAPTIST HEALTH - OAKLEAF		2,027	430	18%	2,457
EMERALD COAST URGENT CARE LLC		1,804	653	27%	2,457
CARENOW URGENT CARE		1,435	1,021	42%	2,456
MIAMI BEACH CONVENTION CENTER		2,328	122	5%	2,450
MINUTECLINIC LLC #4415		2,030	390	16%	2,420
SACRED HEART HEALTH SYSTEM, INC	1	1,593	815	34%	2,409
MEDEXPRESS URGENT CARE CORAL SPRINGS		2,165	243	10%	2,408
COMMUNITY HEALTH NORTHWEST FLORIDA	4	1,852	548	23%	2,404
MARION E FETHER MEDICAL CENTER, THE		2,185	199	8%	2,384
MINUTECLINIC LLC #5190		1,963	407	17%	2,370
BAPTIST HEALTH SOUTH FLORIDA - MIAMI BEACH URGENT CARE		2,018	341	14%	2,359
MINUTECLINIC LLC #5854		1,979	376	16%	2,355
PHYSICIANS STAT LAB	3	1,066	1,267	54%	2,336
WELLINGTON REGIONAL MEDICAL CENTER		2,096	227	10%	2,323
LEE HEALTH - COCONUT POINT CLINICAL LAB	2	1,872	433	19%	2,307
PHYSICIAN ASSOCIATES		2,068	237	10%	2,305
MEDEXPRESS URGENT CARE - CLEWISTON		1,904	370	16%	2,274
BLUE MED CONSULTANTS		2,164	90	4%	2,254
ADVENTHEALTH CENTRA CARE CONWAY		1,907	344	15%	2,251
PHYSICIANS REGIONAL MEDICAL CENTER - COLLIER BLVD	1	1,526	699	31%	2,226
LOWER KEYS MEDICAL CENTER		1,981	245	11%	2,226

COVID-19: testing by laboratory

Data through Feb 22, 2021 verified as of Feb 23, 2021 at 09:25 AM

Data in this report are provisional and subject to change.

The numbers in the table below represent the number of Florida and non-Florida residents for whom test results were received by the Department of Health. A person can be tested by more than one laboratory and can have both positive and negative results. **Therefore, the sum of the numbers in each column will be larger than the total number of people tested.**

Reporting lab	Inconclusive	Negative	Positive	Percent positive	Total
PRIMEHEALTH URGENT CARE	1	1,865	360	16%	2,226
DONALD W ROBERTSON DO PA		1,682	486	22%	2,168
BAY MEDICAL CENTER SACRED HEART HEALTH SYSTEM		1,610	534	25%	2,144
MINUTECLINIC LLC #7886		1,840	304	14%	2,144
AMELIA EXPRESS CARE LLC	10	1,822	305	14%	2,137
MINUTECLINIC LLC #3662		1,818	314	15%	2,132
FLORIDA MEDICAL CLINIC	3	998	1,111	53%	2,112
MINUTECLINIC, LLC #4015		1,581	504	24%	2,085
MINUTECLINIC LLC #5214		1,789	295	14%	2,084
DYNIX DIAGNOSTIX		1,728	353	17%	2,081
ASSOCIATED PATHOLOGISTS, LLC	3	1,677	368	18%	2,048
TAMPA COMMUNITY HOSPITAL		1,732	313	15%	2,045
MINUTECLINIC LLC #7887		1,818	227	11%	2,045
MEDEXPRESS URGENT CARE BOCA RATON		1,872	170	8%	2,042
DR G'S URGENT CARE		1,769	269	13%	2,038
MINUTECLINIC LLC #1771		1,700	325	16%	2,025
MINUTECLINIC LLC # 0514		1,776	247	12%	2,023
MINUTECLINIC LLC #4458		1,631	385	19%	2,016
ASCENSION SACRED HEART - GULF		1,511	502	25%	2,013
PATIENTS FIRST - THOMASVILLE ROAD		1,768	241	12%	2,009
MINUTECLINIC LLC # 3930		1,708	292	15%	2,000
AMERICAN RESEARCH LABS		1,777	220	11%	1,997
MINUTECLINIC LLC #1055		1,556	398	20%	1,954
DOC SMILEY'S URGENT CARE		1,706	247	13%	1,953
MINUTECLINIC LLC #3814		1,633	320	16%	1,953
FLOWERS HOSPITAL		1,763	188	10%	1,951
MINUTECLINIC LLC #5069		1,604	346	18%	1,950
ADVENT HEALTH - DADE CITY		1,700	248	13%	1,948
UNIVERSITY OF NORTH FLORIDA STUDENT HEALTH		1,874	63	3%	1,937
MINUTECLINIC LLC #3705		1,686	249	13%	1,935
MINUTECLINIC LLC #7225		1,653	259	14%	1,912
MINUTECLINIC LLC #3003		1,507	399	21%	1,906
MINUTECLINIC LLC # 3686		1,625	272	14%	1,897
MEDFAST URGENT CARE CENTERS LLC		564	1,324	70%	1,888
INTELEX LABS, LLC		1,825	59	3%	1,884
GENUS3		1,807	71	4%	1,878
MINUTECLINIC LLC #7973		1,610	252	14%	1,862
MINUTECLINIC, LLC #3204		1,535	318	17%	1,853
PARRISH MEDICAL CENTER	1	1,612	235	13%	1,848
MEDEXPRESS PORT CHARLOTTE		1,669	166	9%	1,835
MINUTECLINIC LLC #3291		1,590	236	13%	1,826
BOND URGENT CARE LLC		1,346	477	26%	1,823
JACKSON HOSPITAL CLINICAL LABORATORY		1,536	273	15%	1,809
WHOLE FAMILY HEALTH CENTER INC		1,492	315	17%	1,807
MINUTECLINIC LLC #3257		1,489	309	17%	1,798
CHARLES AIESI CONSULTING INC	8	1,580	208	12%	1,796
MINUTECLINIC LLC #7173		1,556	226	13%	1,782

COVID-19: testing by laboratory

Data through Feb 22, 2021 verified as of Feb 23, 2021 at 09:25 AM

Data in this report are provisional and subject to change.

The numbers in the table below represent the number of Florida and non-Florida residents for whom test results were received by the Department of Health. A person can be tested by more than one laboratory and can have both positive and negative results. **Therefore, the sum of the numbers in each column will be larger than the total number of people tested.**

Reporting lab	Inconclusive	Negative	Positive	Percent positive	Total
EMERGENCY PHYSICIANS MEDICAL CENTER		757	1,017	57%	1,774
MINUTECLINIC, LLC (CLINIC 10699)		1,526	248	14%	1,774
AFC PHYSICIANS OF FLORIDA		1,315	452	26%	1,767
MINUTECLINIC LLC # 7933		1,523	221	13%	1,744
MARTIN HEALTH SYSTEM - ST LUCIE WEST		1,576	167	10%	1,743
NCH NORTHEAST	7	1,346	390	22%	1,743
NCHMD INC		1,449	290	17%	1,739
Community_Health		1,533	199	11%	1,732
MINUTECLINIC, LLC #5817		1,402	309	18%	1,711
MINUTECLINIC LLC #3748		1,374	333	20%	1,707
BARDMOOR LABORATORY	9	1,440	246	15%	1,695
JW PLASTIC SURGERY		1,449	244	14%	1,693
LAKE WALES MEDICAL CENTER INC		1,464	226	13%	1,690
DOC SMILEYS URGENT CARE LLC		1,376	311	18%	1,687
IGENOMIX USA LLC	47	1,482	157	9%	1,686
MINUTECLINIC LLC #4024		1,430	244	15%	1,674
MINUTECLINIC LLC #5924		1,411	261	16%	1,672
MEDIQUICK URGENT CARE CENTERS INC		1,180	487	29%	1,667
MINUTECLINIC LLC #5216		1,413	251	15%	1,664
SPARROW HEALTHCARE	2	1,411	250	15%	1,663
MINI ER WATERFORD LAKES, THE		1,405	247	15%	1,652
MINUTECLINIC LLC #3654		1,353	293	18%	1,646
NORTH SHORE LONG ISLAND JEWISH HEALTH	1	1,558	80	5%	1,639
KEYS AHEC SCHOOL MEDICAL CLINIC	7	1,523	102	6%	1,632
PENSACOLA PEDIATRICS PA	1	1,465	162	10%	1,628
MINUTECLINIC LLC #3255		1,382	245	15%	1,627
MINUTECLINIC LLC #4612		1,271	349	22%	1,620
MINUTECLINIC LLC #3648		1,299	317	20%	1,616
MINUTECLINIC LLC #3285		1,397	217	13%	1,614
PHYSICIANS PRIMARY CARE	2	1,393	213	13%	1,608
NEIGHBORHOOD MEDICAL CENTER INC	17	1,416	172	11%	1,605
MINUTECLINIC LLC #3635		1,393	210	13%	1,603
OPTEO LABORATORY		1,556	34	2%	1,590
MINUTECLINIC LLC # 3579		1,350	232	15%	1,582
ELLENTON URGENT CARE		1,344	234	15%	1,578
MELBOURNE MEDICAL LABORATORY	2	1,365	202	13%	1,569
LABTECH DIAGNOSTIC		1,286	281	18%	1,567
CAREFAST+		868	696	45%	1,564
SHELL POINT NURSING PAVILION	1	1,493	70	4%	1,564
BAYFRONTVENICEREGIONAL		1,477	80	5%	1,557
GENESIS LABORATORY MANAGEMENT	12	1,319	226	15%	1,557
LABORATORY SPECIALISTS OF MICHIGAN		1,290	263	17%	1,553
JUPITER MEDICAL CENTER URGENT CARE		1,145	404	26%	1,549
AFC PHYSICIANS OF FLORIDA PA		1,134	413	27%	1,547
MINUTECLINIC LLC #4201		1,354	188	12%	1,542
RIVER TOWN DIAGNOSTIC LLC		1,272	261	17%	1,533
ASSURANCE SCIENTIFIC LABORATORIES	1	1,250	282	18%	1,533

COVID-19: testing by laboratory

Data through Feb 22, 2021 verified as of Feb 23, 2021 at 09:25 AM

Data in this report are provisional and subject to change.

The numbers in the table below represent the number of Florida and non-Florida residents for whom test results were received by the Department of Health. A person can be tested by more than one laboratory and can have both positive and negative results. **Therefore, the sum of the numbers in each column will be larger than the total number of people tested.**

Reporting lab	Inconclusive	Negative	Positive	Percent positive	Total
MINUTECLINIC LLC #1807		1,289	243	16%	1,532
MINUTECLINIC LLC #1821		1,361	157	10%	1,518
ADVENTHEALTH CENTRA CARE WINTER HAVEN	1	843	636	43%	1,480
BAYFRONT HEALTH - CITRUS HILLS		1,258	208	14%	1,466
BAPTIST HEALTH SOUTH FLORIDA - COUNTRY WALK URGENT CARE EXPRESS		1,238	218	15%	1,456
BAPTIST HEALTH EMERGENCY CENTER AT WEST CORAL WAY		1,137	319	22%	1,456
ADVANCE MEDICAL OF NAPLES		326	1,124	78%	1,450
HEALTH CARE DISTRICT OF PALM BEACH COUNTY	1	1,263	175	12%	1,439
UHEALTH DEERFIELD BEACH/UMSYLVESTER DEERFIELD BEACH LABORATORY	3	1,380	55	4%	1,438
BIOCERNA LLC	9	1,248	164	12%	1,421
LITTLE PINE PEDIATRICS	1	1,159	261	18%	1,421
PATIENTS CHOICE LABORATORIES		829	589	42%	1,418
MINUTECLINIC LLC #476		1,197	205	15%	1,402
JOHNS HOPKINS ALL CHILDREN'S HOSPITAL		1,303	86	6%	1,389
WHITE WILSON MEDICAL CENTER		166	1,220	88%	1,386
COASTAL LABORATORIES	1	1,096	284	21%	1,381
ASCENSION ST VINCENT'S - SOUTHSIDE		1,309	49	4%	1,358
MINUTECLINIC LLC #8381		1,159	192	14%	1,351
BAPTIST HEALTH SOUTH FLORIDA - KEY BISCANE URGENT CARE EXPRESS		1,186	164	12%	1,350
OPTUM LABS LLC		1,191	157	12%	1,348
MINUTECLINIC LLC #3637		1,043	305	23%	1,348
ARCPOINT LABS		809	537	40%	1,346
ED FRASER MEMORIAL HOSPITAL		1,094	242	18%	1,336
MEDEXPRESS URGENT CARE - JAX ATLANTIC BLVD		1,142	194	15%	1,336
KETAMINE HEALTH CENTERS LLC		1,213	110	8%	1,323
MINUTECLINIC LLC #1350		1,117	197	15%	1,314
TEMPUS CLINICAL LABORATORY	10	1,157	146	11%	1,313
PROJECT HEALTH, INC SUMTERVILLE	5	1,071	232	18%	1,308
BAPTIST HEALTHCARE - JAY HOSPITAL	1	943	357	27%	1,301
AMELIA EXPRESS CARE		710	589	45%	1,299
UNIVERSITY OF ALABAMA AT BIRMINGHAM		1,257	35	3%	1,292
MINUTECLINIC LLC #6007		1,103	185	14%	1,288
MINUTECLINIC, LLC #3245		1,019	262	20%	1,281
TREASURE COAST MEDICAL ASSOCIATES INC		747	527	41%	1,274
MINUTECLINIC LLC #3236		1,089	184	14%	1,273
PARAMOUNT URGENT CARE VILLAGES		912	361	28%	1,273
FLORIDA DEPARTMENT OF HEALTH IN POLK COUNTY	2	978	292	23%	1,272
PEDIATRIC HEALTH CARE ALLIANCE - NORTHDAL		1,157	112	9%	1,269
SMA LAB	8	1,112	143	11%	1,263
UHEALTH CLINIC AT WALGREENS		1,015	246	20%	1,261
NYU HOSPITALS CENTER CLINICAL LABORATORIES		1,218	41	3%	1,259
EXACT SCIENCES LABORATORIES, LLC		1,086	156	13%	1,242
MINUTECLINIC, LLC # 4469		1,049	191	15%	1,240
VAVA PARTNERS LLC		440	781	64%	1,221
TOM LEE COMMUNITY HEALTH CENTER		808	410	34%	1,218
CLINICORE		1,124	91	7%	1,215
HOLIDAY CVS LLC DBA CVSPHARMACY #5155		1,152	52	4%	1,204

COVID-19: testing by laboratory

Data through Feb 22, 2021 verified as of Feb 23, 2021 at 09:25 AM

Data in this report are provisional and subject to change.

The numbers in the table below represent the number of Florida and non-Florida residents for whom test results were received by the Department of Health. A person can be tested by more than one laboratory and can have both positive and negative results. **Therefore, the sum of the numbers in each column will be larger than the total number of people tested.**

Reporting lab	Inconclusive	Negative	Positive	Percent positive	Total
FIU-HEALTH AUXILIARY LABORATORY	6	1,114	82	7%	1,202
ACCESS MEDICAL LABS		746	448	38%	1,194
PREMIER MEDICAL	1	1,097	94	8%	1,192
GENOME LLC	2	1,088	91	8%	1,181
MINUTECLINIC LLC #1815		1,005	161	14%	1,166
ADVANCED MEDICAL OF NAPLES LLC		1,024	137	12%	1,161
XPRESS URGENT CARE	4	980	174	15%	1,158
ST ANNES NURSING CENTER		1,119	25	2%	1,144
OPTUMCARE FLORIDA LLC		903	239	21%	1,142
CAPSTONE HEALTHCARE		802	329	29%	1,131
STAGEZERO LIFE SCIENCES INC	3	1,028	99	9%	1,130
EPN URGENT CARE NAPLES	2	773	355	31%	1,130
SOLARIS HEALTHCARE PALATKA		1,023	102	9%	1,125
NORTH FLORIDA PEDIATRICS-TALLAHASSEE	1	1,026	98	9%	1,125
CAREMED CLINIC LLC	1	866	258	23%	1,125
VERITAS GENETICS	61	942	119	11%	1,122
MINUTECLINIC LLC #5157		954	166	15%	1,120
LAB24 INC	3	436	667	60%	1,106
XYZ LABORATORY	8	942	146	13%	1,096
FIRST QUALITY LABORATORY		1,017	71	7%	1,088
PROHEALTH MEDICAL CLINIC		482	601	55%	1,083
PARAMOUNT URGENT CARE - CLERMONT		686	389	36%	1,075
ADVANCED DIAGNOSTIC LABORATORY		1,027	47	4%	1,074
PALM BAY HOSPITAL CLINICAL LABORATORY		744	329	31%	1,073
PROFESSIONAL HEALTH EXAMINERS DBA PROHEALTH	1	868	204	19%	1,073
COASTAL PEDIATRIC GROUP		924	144	13%	1,068
PATIENTS FIRST LAKE ELLA MEDICAL CENTER		928	133	13%	1,061
ER QUICKCARE PL		899	161	15%	1,060
EUROFINS NTD, LLC		1,016	44	4%	1,060
RAINBOW RIVER MEDICAL LABORATORY		977	83	8%	1,060
PALM HARBOR PHARMACY		910	142	13%	1,052
NAPLES URGENT CARE	1	663	386	37%	1,050
READY RESPONDERS FLORIDA, PLLC		902	144	14%	1,046
MINUTECLINIC LLC #214		903	141	14%	1,044
STEWART REFERENCE LABORATORY	1	595	442	43%	1,038
HENDRY REGIONAL MEDICAL CENTER CLINICAL LABORATORY		794	238	23%	1,032
VERITOR		850	151	15%	1,001
FLAGLER HOSPITAL LABORATORY	8	36	955	96%	999
PRIMARY CARE OF THE TREASURE COAST		865	129	13%	994
LAKELAND REGIONAL HEALTH - PWC/OB		36	954	96%	990
GENEIQ		933	52	5%	985
ADDICTION LABS OF AMERICA	3	901	72	7%	976
MIAMI JEWISH HEALTH SYSTEMS		915	56	6%	971
IMMOKALEE CHD		911	58	6%	969
NORTH FLORIDA PEDIATRICS - LAKE CITY		761	205	21%	966
VRL EUROFINS		930	33	3%	963
ARCPPOINT LABS OF CORAL SPRINGS FL		859	99	10%	958

COVID-19: testing by laboratory

Data through Feb 22, 2021 verified as of Feb 23, 2021 at 09:25 AM

Data in this report are provisional and subject to change.

The numbers in the table below represent the number of Florida and non-Florida residents for whom test results were received by the Department of Health. A person can be tested by more than one laboratory and can have both positive and negative results. **Therefore, the sum of the numbers in each column will be larger than the total number of people tested.**

Reporting lab	Inconclusive	Negative	Positive	Percent positive	Total
CAREFAST MURABELLA		501	452	47%	953
MINUTECLINIC LLC #8927		797	155	16%	952
LAKELAND REGIONAL HEALTH PABLO		808	143	15%	951
LENCO MEDICAL LABORATORY		903	45	5%	948
PROFESSIONAL HEALTH EXAMINERS		797	134	14%	931
VRL EUROFINs - DALLAS		913	13	1%	926
APALACHEE CORRECTIONAL INSTITUTION EAST UNIT		907	18	2%	925
GENE TOX WORLDWIDE	60	736	125	14%	921
HISTOPATHOLOGY SERVICES, LLC		810	102	11%	912
MEDIPATH LLC		642	267	29%	909
BROWNWOOD CARE CENTER		822	77	9%	899
FAST TRACK URGENT CARE CENTER		4	895	100%	899
PROJECT HEALTH INC	4	752	141	16%	897
MINUTECLINIC, LLC DBA MINUTECLINIC #4717		858	38	4%	896
STEWART ROCKLEDGE HOSPITAL		708	185	21%	893
INTEGRITY LABORATORIES, LLC	2	727	161	18%	890
MINUTECLINIC LLC #5187		774	115	13%	889
MYTEST DIAGNOSTICS		824	61	7%	885
SUNRISE URGENT CARE ASSOCIATES LLC D/B/A	6	522	357	40%	885
MEDICAL CONSULTANTS OF FLORIDA, LLC	1	731	149	17%	881
TACACHALE CLINICAL LABORATORY	1	829	47	5%	877
LPG COCONUT POINT		713	154	18%	867
THE HEALTH CENTER OF PLANT CITY		797	69	8%	866
MINUTECLINIC LLC		761	104	12%	865
ST PETERSBURG PEDIATRICS	1	769	91	11%	861
TYNDALL AIR FORCE BASE		665	196	23%	861
ADVENTHEALTH CENTRA CARE TRINITY		743	112	13%	855
NORTH FLORIDA PEDIATRICS PA - SUWANNEE	3	734	118	14%	855
CVS HEALTH		601	239	28%	840
UNIVERSITY OF WEST FLORIDA STUDENT HEALTH SERVICES	1	715	121	14%	837
PHAROS HEALTH		629	203	24%	832
LEE COUNTY EMERGENCY MEDICAL SERVICE		718	109	13%	827
C.W. BILL YOUNG VA MEDICAL CENTER	1	21	802	97%	824
COVANCE CLINICAL RESEARCH UNIT INC		800	23	3%	823
USF MORSANI CENTER FOR ADVANCED HEALTH CARE		727	96	12%	823
FLORIDA HOSPITAL ORLANDO		743	74	9%	817
BAPTIST HEALTH - MD ANDERSON CANCER CENTER		807	5	1%	812
INTERLACHEN PEDIATRICS		779	32	4%	811
MOLECULAR TESTING LABS		758	53	7%	811
ASCENSION ST VINCENT'S - CLAY		775	35	4%	810
DEPARTMENT OF CLINICAL LABS		787	17	2%	804
CARENOW URGENT CARE - FORT PIERCE		528	273	34%	801
CATALYST WALK IN CLINIC		634	166	21%	800
FISHERMENS HOSPITAL CLINICAL LAB		726	73	9%	799
ASAP LABS LLC	7	652	138	17%	797
NITE LITE PEDIATRICS		234	563	71%	797
ABSOLUTE GENOMICS	1	643	152	19%	796

COVID-19: testing by laboratory

Data through Feb 22, 2021 verified as of Feb 23, 2021 at 09:25 AM

Data in this report are provisional and subject to change.

The numbers in the table below represent the number of Florida and non-Florida residents for whom test results were received by the Department of Health. A person can be tested by more than one laboratory and can have both positive and negative results. **Therefore, the sum of the numbers in each column will be larger than the total number of people tested.**

Reporting lab	Inconclusive	Negative	Positive	Percent positive	Total
PEDIATRICS OF CENTRAL FLORIDA PA	20	731	43	5%	794
PRIMARY CARE SOUTH INC		430	351	45%	781
DYNIX DIAGNOSTICS	2	524	254	33%	780
COASTAL PHYSICIANS, LLC		628	152	19%	780
NORTH FLORIDA PEDIATRICS PA	1	666	109	14%	776
GROWING TOGETHER PEDIATRICS LLC		720	53	7%	773
Point of Care Testing	1	115	656	85%	772
MACDILL AIR FORCE BASE		712	51	7%	763
NONE		308	452	59%	760
BIO-TECH CLINICAL LABORATORIES INC		651	107	14%	758
INTERLACHEN PEDIATRICS PA		719	35	5%	754
NORTH OKALOOSA MEDICAL CENTER		439	315	42%	754
CAPE CANAVERAL HOSPITAL		501	246	33%	747
NORTHEAST FLORIDA NEUROLOGY CLINICS, INC		633	113	15%	746
NORTH SHORE LIJ URGENT CARE PC		701	44	6%	745
VITAS HEALTHCARE CORPORATION OF FLA	1	738	4	1%	743
MIDWAY SPECIATLY CARE CENTER		515	220	30%	735
EAST LAKE PEDIATRICS		631	102	14%	733
SANTA ROSA MEDICAL GROUP		575	158	22%	733
CREEKSIDE CARE CENTER	1	647	84	11%	732
Tampa Lakes Health and Rehabilitation Center	2	658	70	10%	730
ADVENT HEALTH LAB - ORLANDO		433	294	40%	727
CONSULATE HEALTH CARE OF NEW PORT RICHEY	2	601	121	17%	724
CRUCIAL CARE EMERGENCY MEDICINE DOCTORS		567	153	21%	720
REDI MED LLC		574	144	20%	718
ANY LAB TEST NOW	1	477	239	33%	717
HALIFAX MEDICAL CENTER-PORT ORANGE LAB		612	105	15%	717
SPECTOR SCIENTIFIC LAB	1	262	453	63%	716
DISNEY COVID TEST SITE		703	11	2%	714
PRIMARY CARE SERVICES AT INDIAN RIVER ESTATES		691	20	3%	711
KENDALL HEALTHCARE PROPERTIES DBA	2	677	27	4%	706
FAMILY HEALTH CENTERS OF SWF LABS	2	619	82	12%	703
CARE ONE OF FLORIDA LLC		469	233	33%	702
NCHMD, INC SOUTHEAST IMMEDIATE CARE		539	159	23%	698
ORLANDO HEALTH AND REHAB CENTER		654	43	6%	697
JACKSONVILLE BEACH PEDIATRIC CARE CENTER		636	59	8%	695
DOCTOR'S MEMORIAL HOSPITAL		534	161	23%	695
WOODLANDS MEDICAL SPECIALISTS		445	249	36%	694
PREMIER MEDICAL LABORATORY SERVICES	2	463	225	33%	690
CLINICAL PATHOLOGY LABS INC		620	69	10%	689
Victoria Nursing and Rehabilitation Center		639	48	7%	687
CHILDRENS MEDICAL ASSOCIATION		620	66	10%	686
PALACE NURSING HOME & REHAB CENTER		648	36	5%	684
PENSACOLA PEDIATRICS	1	457	222	33%	680
WILLOWBROOKE COURT AT EDGEWATER POINTE ESTATES		669	9	1%	678
LOOP PEDIATRICS PA	3	562	111	16%	676
LIFE CARE CENTER OF NEW PORT RICHEY		641	33	5%	674

COVID-19: testing by laboratory

Data through Feb 22, 2021 verified as of Feb 23, 2021 at 09:25 AM

Data in this report are provisional and subject to change.

The numbers in the table below represent the number of Florida and non-Florida residents for whom test results were received by the Department of Health. A person can be tested by more than one laboratory and can have both positive and negative results. **Therefore, the sum of the numbers in each column will be larger than the total number of people tested.**

Reporting lab	Inconclusive	Negative	Positive	Percent positive	Total
PALM GARDEN OF PORT SAINT LUCIE		664	8	1%	672
MINI ER ADULT AND PEDIATRIC URGENT CARE		574	98	15%	672
NCH HEALTHCARE SYSTEM MICROBIOLOGY LAB		2	670	100%	672
QUICK CARE MED		481	189	28%	670
VENICE REGIONAL MEDICAL CENTER		574	93	14%	667
SOLARIS HEALTHCARE CHARLOTTE HARBOR		617	48	7%	665
NORTH VISTA HOSPITAL LABORATORY		556	106	16%	662
ADVENTHEALTH EXPRESS CARE AT WALGREENS		579	82	12%	661
MEDICAL FP – WHOLE FAMILY HEALTH CENTER		540	120	18%	660
TREE HOUSE PEDIATRICS PLLC		591	66	10%	657
CALHOUN LIBERTY HOSPITAL		503	152	23%	655
POINT OF CARE TESTING SITE		630	24	4%	654
MAVERICK LABS		459	188	29%	647
PRIMARY CARE SERVICES AT ST ANDREWS ESTATES		644			644
AMERICAN MEDICAL RESPONSE		634	6	1%	640
AMERICAN SCIENTIFIC LABORATORIES LLC		628	5	1%	633
24 HOUR PEDIATRIC CARE CENTER	1	583	47	7%	631
MANOR PINES CONVALESCENT CENTER LLC	1	607	21	3%	629
ETHOS WELLNESS PHARMACY		585	42	7%	627
GULF COAST VILLAGE		595	30	5%	625
ST JOHN'S NURSING CENTER		603	21	3%	624
ADVENTHEALTH MEDICAL GROUP PROMPT CARE		447	177	28%	624
Crestview Rehabilitation Center	5	492	126	20%	623
MOUNT SINAI LABORATORY		594	29	5%	623
JOHN KNOX VILLAGE HEALTH CENTER		603	19	3%	622
GULF COAST MOLECULAR LABORATORIES	12	503	101	16%	616
LIFE CARE CENTER OF ORANGE PARK		586	30	5%	616
BOND AND STEELE CLINIC PA		428	184	30%	612
GOLDEN GATE FAMILY CLINIC		180	431	71%	611
HOLY CROSS HOSPITAL		12	598	98%	610
FLAGLER COUNTY HEALTH DEPARTMENT	3	469	134	22%	606
MID-FLORIDA PATHOLOGY		459	146	24%	605
TELESCOPE HEALTH LLC	3	495	106	18%	604
LIFE CARE CENTER OF PENSACOLA		553	49	8%	602
MAIN STREET MEDICAL CENTER		127	473	79%	600
PATIENTS FIRST - MAHAN DRIVE		164	435	73%	599
HOLMES REGIONAL MEDICAL CENTER		5	592	99%	597
GOLDEN GLADES NURSING & REHABILITATION CTR		580	15	3%	595
VETERANS AFFAIRS MEDICAL CENTER - JAMES A HALEY			595	100%	595
PALM GARDEN OF VERO BEACH		556	39	7%	595
CENTRAL FLORIDA HEALTH CARE INC		490	104	18%	594
THE PRESERVE		585	9	2%	594
BROOKDALE FORT MYERS CYPRESS LAKE		585	2	0%	587
CLEWISTON NURSING AND REHABILITATION CENTER		575	12	2%	587
NORTH FLORIDA MEDICAL GROUP		451	135	23%	586
EAST LAKE PEDIATRICS PA		532	54	9%	586
VIERA HOSPITAL, INC		456	129	22%	585

COVID-19: testing by laboratory

Data through Feb 22, 2021 verified as of Feb 23, 2021 at 09:25 AM

Data in this report are provisional and subject to change.

The numbers in the table below represent the number of Florida and non-Florida residents for whom test results were received by the Department of Health. A person can be tested by more than one laboratory and can have both positive and negative results. **Therefore, the sum of the numbers in each column will be larger than the total number of people tested.**

Reporting lab	Inconclusive	Negative	Positive	Percent positive	Total
VETERANS AFFAIRS MEDICAL CENTER	1	40	544	93%	585
POINT WASHINGTON MEDICAL CLINIC	1	391	192	33%	584
FLORIDA GULF COAST UNIVERSITY		407	177	30%	584
SPRING HILL HEALTH AND REHABILITATION CENTER		550	23	4%	573
FORT MYERS INTERNAL MEDICINE, LLC		516	57	10%	573
SEBASTIAN RIVER MEDICAL CENTER	2	411	160	28%	573
MEDICAL VB		451	121	21%	572
TENNESSEE DOH - NASHVILLE	2	504	66	12%	572
LIFE CARE CENTER OF HILLIARD		548	22	4%	570
CONSULATE HEALTHCARE OF VERO BEACH	14	476	79	14%	569
BROAD INSTITUTE CLINICAL SEQUENCING RESEARCH PLATFORM	1	541	25	4%	567
HMA SANTA ROSA MEDICAL CENTER LLC DBA		445	122	22%	567
MOORINGS PARK INSTITUTE, INC, THE		540	25	4%	565
EDEN SPRINGS NURSING AND REHAB CENTER		453	110	20%	563
THERADOC		152	409	73%	561
VITAS HEALTHCARE CORP OF CENTRAL FL		536	23	4%	559
ORANGE BLOSSOM FAMILY HEALTH		532	27	5%	559
SHORELINE PHYSICIAN GROUP		342	216	39%	558
AFC URGENT CARE CLEARWATER	1	123	432	78%	556
ECCOLAB GROUP	1	146	408	74%	555
MANOR CARE HEALTH SERVICES - FT MYERS		528	24	4%	552
NEMOURS CHILDERN'S HOSPITAL		453	98	18%	551
BOCA GRANDE HEALTH CLINIC		526	25	5%	551
CYPRESS VILLAGE	1	525	24	4%	550
The Sands at South Beach		545	4	1%	549
J AND G MEDICAL GROUP LLC		456	92	17%	548
VITAE DIAGNOSTICS		534	13	2%	547
SOUTHEAST ALABAMA MEDICAL CENT		497	49	9%	546
COASTAL URGENT CARE		428	116	21%	544
NSPIRE HEALTHCARE MIAMI LAKES	7	523	14	3%	544
Signature HealthCare Center of Waterford		515	29	5%	544
PEBBLEBROOK PHARMACY		441	101	19%	542
CITY MEDICAL OF NEW JERSEY, PC		497	45	8%	542
LEE DAVIS COMMUNITY RESOURCE CENTER		437	104	19%	541
NCF DIAGNOSTICS & DNA TECHNOLOGIES	15	208	318	59%	541
PHYSICIANS STAT LAB INC		467	74	14%	541
DOCTORS CENTER,THE		429	111	21%	540
GRAND COURT TAMPA		536	4	1%	540
MANOR CARE NURSING CENTER OF SARASOTA FL LLC		452	87	16%	539
EXPRESS PHARMACY		498	40	7%	538
EMERALD SHORES HEALTH AND REHABILITATION		439	97	18%	536
PEDIATRIC HEALTHCARE ALLIANCE PA		488	47	9%	535
AMERICAN FAMILY CARE PENSACOLA WEST		1	533	100%	534
CLARITY LABS		464	70	13%	534
VETERANS AFFAIRS MEDICAL CENTER - BAY PINES		18	515	97%	533
BALDOMERO LOPEZ STATE VETERANS NURSING HOME	2	524	4	1%	530
MAYFLOWER ASSISTED LIVING		524	6	1%	530

COVID-19: testing by laboratory

Data through Feb 22, 2021 verified as of Feb 23, 2021 at 09:25 AM

Data in this report are provisional and subject to change.

The numbers in the table below represent the number of Florida and non-Florida residents for whom test results were received by the Department of Health. A person can be tested by more than one laboratory and can have both positive and negative results. **Therefore, the sum of the numbers in each column will be larger than the total number of people tested.**

Reporting lab	Inconclusive	Negative	Positive	Percent positive	Total
MEDICAL CENTER CLINIC-IMMEDIATE CARE	1	423	104	20%	528
MED FAST URGENT CARE CENTER		260	268	51%	528
EXPRESS URGENT CARE LLC		1	526	100%	527
DOH - INDIAN RIVER		450	75	14%	525
WILLOW BROOKE COURT AT INDIAN RIVER ESTATES		480	44	8%	524
PALM GARDEN OF TAMPA		494	29	6%	523
CONTINENTAL CLINICAL RESEARCH, LLC		492	30	6%	522
DAVITA LABORATORY		426	94	18%	520
VILLA MARIA NURSING & REHAB CENTER INC	1	507	11	2%	519
NCH HEALTHCARE BONITA		393	126	24%	519
DIAMOND RIDGE HEALTH AND REHABILITATION		488	31	6%	519
LAB DOCTOR		454	64	12%	518
BUFFALO CROSSING HEALTHCARE & REHABILITATION CTR		500	15	3%	515
MEDONE URGENT CARE AT ST. AUGUSTINE		133	378	74%	511
Plantation Bay Rehabilitation Center		487	23	5%	510
MEDFAST URGENT CARE CENTERS		230	280	55%	510
CLIFFORD CHESTER SIMS STATE VETERANS		491	11	2%	502
BALDWIN PEDIATRICS	1	471	28	6%	500
JACKSON MEMORIAL PERDUE MEDICAL CENTER		474	24	5%	498
CLINICAL PATHOLOGY LABS		386	111	22%	497
Fernandina Beach Rehabilitation and Nursing Center	1	477	18	4%	496
VETERANS AFFAIRS MEDICAL CENTER - GAINESVILLE		3	491	99%	494
JACKSON MEMORIAL LONG TERM CARE CENTER		472	21	4%	493
ENZO CLINICAL LABS INC	3	466	24	5%	493
PEDIATRIC HEALTHCARE ALLIANCE		462	30	6%	492
MEMORIAL PEMBROKE 24/7 CARE CENTER		373	119	24%	492
NEW YORK HOSPITAL LABORATORIES	1	478	12	2%	491
HEALTH CENTER AT BRENTWOOD	1	445	44	9%	490
SOLARIS HEALTHCARE LAKE CITY		393	97	20%	490
SABAL PALMS HEALTH AND REHAB		439	50	10%	489
FLORIDA DEPARTMENT OF HEALTH IN CALHOUN COUNTY		365	123	25%	488
VALENCIA HILLS HEALTH AND REHABILITATION CENTER		475	13	3%	488
HARBOUR HEALTH CENTER		473	14	3%	487
WATSON THERAPEUTICS INC		469	17	3%	486
MEDICAL CENTER OF DELTONA, INC		397	88	18%	485
SUSANNA WESLEY HEALTH CENTER		445	36	7%	481
AMERICA'S PHARMACY LLC		425	56	12%	481
ST CLOUD REGIONAL MEDICAL CENTER CLINICAL LAB		394	87	18%	481
RIVER GARDEN HEBREW HOME FOR THE AGED		425	54	11%	479
NORTH FLORIDA RETIREMENT VILLAGE		476	2	0%	478
CHILDRENS MEDICAL ASSOCIATION PA		423	55	12%	478
PALMETTO FAMILY HEALTHCARE	1	303	174	36%	478
HEARTLAND PEDIATRICS OF LAKE WALES		427	49	10%	476
ARCPOINTS LABS		411	65	14%	476
SOUTHERN OAKS CARE CENTER	1	438	37	8%	476
FLORIDA DEPARTMENT OF HEALTH CLAY COUNTY	1	378	96	20%	475
LAUDERDALE NURSING CENTER LLC	1	455	19	4%	475

COVID-19: testing by laboratory

Data through Feb 22, 2021 verified as of Feb 23, 2021 at 09:25 AM

Data in this report are provisional and subject to change.

The numbers in the table below represent the number of Florida and non-Florida residents for whom test results were received by the Department of Health. A person can be tested by more than one laboratory and can have both positive and negative results. **Therefore, the sum of the numbers in each column will be larger than the total number of people tested.**

Reporting lab	Inconclusive	Negative	Positive	Percent positive	Total
FOUNTAIN MANOR HEALTH AND REHAB CENTER	1	455	18	4%	474
PALM GARDEN OF JACKSONVILLE☐	2	391	80	17%	473
BAPTIST PRIMARY CARE	2	372	98	21%	472
HARTS HARBOR HEALTH CARE CENTER		450	21	4%	471
Good Samaritan Society Kissimmee Village		404	65	14%	469
HILLCREST HEALTH CARE & REHABILITATION CENTER	2	453	13	3%	468
NAVAL HOSPITAL - JACKSONVILLE		136	331	71%	467
RICARDO NAVARRO DO PA		395	70	15%	465
The Manor at Blue Water Bay		403	61	13%	464
Quest Diag Unspecifd	1	314	148	32%	463
BROOKDALE PALMER RANCH	1	404	57	12%	462
WEST GABLES HEALTH CARE CENTER		451	10	2%	461
PIONEER CLINICAL LAB LLC		379	81	18%	460
PHYSICIANS PRIMARY CARE LAB	1	396	62	14%	459
THE PALACE AT HOMESTEAD	1	439	19	4%	459
FLO-MEDILAB SERVICES LLC		188	270	59%	458
SANDBAY URGENT CARE		365	90	20%	455
PARKLANDS FACILITY INC	4	409	42	9%	455
CLARIDGE HOUSE NURSING CENTER		437	17	4%	454
MANOR AT CARPENTERS		426	27	6%	453
MANOR OAKS NURSING & REHAB CENTER	4	447	2	0%	453
HERON POINTE HEALTH AND REHABILITATION	1	445	3	1%	449
Williston Care Center		392	57	13%	449
FAMILY HEALTH CENTERS OF SOUTHWEST FLORIDA INC		382	66	15%	448
SHORE ACRES CARE CENTER		412	35	8%	447
FIRST CHOICE PEDIATRICS		360	87	19%	447
HEALTH CENTRAL CLINICAL LABORATORY		413	34	8%	447
CITRUS NURSING CENTER LLC		402	44	10%	446
DXTERITY DIAGNOSTICS	2	417	26	6%	445
LIFE CARE CENTER OF PALM BAY☐		417	27	6%	444
DIAMOND RIDGE HEALTH AND REHABILITATION CENTER		422	22	5%	444
NORTH FLORIDA REHABILITATION & SPECIALTY CARE☐		436	6	1%	442
BENTON PEDIATRICS INC		393	47	11%	440
SMA SPECIALTY MEDICAL LAB		117	321	73%	438
HOPE HOSPICE AND COMMUNITY SERVICES INC	14	408	16	4%	438
AFC URGENT CARE FAMILY CARE			438	100%	438
EMERITUS AT NAPLES	2	435	1	0%	438
FLORIDA HOSPITAL WAUCHULA		307	130	30%	437
Q ANSWER LAB	1	381	55	13%	437
ORLANDO HEALTH CENTER FOR REHABILITATION		425	12	3%	437
DBI HEALTH INC		421	15	3%	436
Solaris HealthCare Windermere		403	32	7%	435
CARE ONE OF FLORIDA	1	292	142	33%	435
NEW PLANT CITY FAMILY CARE	1	228	203	47%	432
AVECINA MEDICAL JULINGTON	1	240	189	44%	430
MICHAEL A MIDDLETON MD PA☐		415	15	3%	430
ST ANDREWS BAY SKILLED NURSING &		370	60	14%	430

COVID-19: testing by laboratory

Data through Feb 22, 2021 verified as of Feb 23, 2021 at 09:25 AM

Data in this report are provisional and subject to change.

The numbers in the table below represent the number of Florida and non-Florida residents for whom test results were received by the Department of Health. A person can be tested by more than one laboratory and can have both positive and negative results. **Therefore, the sum of the numbers in each column will be larger than the total number of people tested.**

Reporting lab	Inconclusive	Negative	Positive	Percent positive	Total
FLORIDA DEPT OF HEALTH IN BREVARD COUNTY	3	363	63	15%	429
PALM GARDEN OF OCALA		330	98	23%	428
SUWANNEE HEALTH AND REHABILITATION CENTER		421	5	1%	426
ELLENTON PEDIATRICS		405	18	4%	423
APP-UNIPATH, LLC	2	406	15	4%	423
Colonial Lakes Health Care		384	38	9%	422
CLINICAL ENTERPRISE, INC		402	20	5%	422
VITAS LUTHERAN TOWERS INPATIENT PROGRAM		359	63	15%	422
LITTLE PINE PEDIATRICS PLLC	2	365	54	13%	421
NEW YORK PRESBYTERIAN - CUMC CLINICAL		403	17	4%	420
AFC URGENT CARE SEMINOLE			420	100%	420
GARCIA CLINICAL LABORATORY		28	392	93%	420
BROWARD PARTNERSHIP	6	405	8	2%	419
PRO HEALTH		186	231	55%	417
Bardmoor Oaks Healthcare and Rehabilitation Center		406	11	3%	417
RAINBOW PEDIATRIC CENTER PA		387	29	7%	416
LEHIGH REGIONAL MEDICAL CENTER LAB		371	44	11%	415
ENCOMPASS HEALTH		402	12	3%	414
CHILDRENS CLINIC WEST FLORIDA PEDIATRICS		378	36	9%	414
CARENOW	2	224	186	45%	412
PALM GARDEN OF CLEARWATER		394	18	4%	412
MINUTECLINIC LLC #3671		366	44	11%	410
THE PALACE MANAGEMENT - THE PALACE AT CORAL GABLES		407	3	1%	410
Ocala Health and Rehabilitation Center		387	21	5%	408
SOLARIS HEALTHCARE OSCEOLA		386	22	5%	408
FLORIDA HOSPITAL MEDICAL GROUP		258	150	37%	408
Santa Rosa Center for Rehabilitation and Healing		339	68	17%	407
CARITHERS PEDIATRIC GROUP		361	44	11%	405
TIDE LABORATORIES		362	43	11%	405
SIGNATURE HEALTHCARE OF BROOKWOOD GARDENS		399	6	1%	405
BREVARD HEALTH ALLIANCE		167	237	59%	404
PALM GARDEN OF WINTER HAVEN	2	386	16	4%	404
AFC URGENT CARE TYRONE		2	399	100%	401
CONSULATE HEALTH CARE OF BAYONET POINT	4	389	7	2%	400
ABBAY DELRAY		394	5	1%	399
BOND CLINIC PA PEDIATRICS DEPT		362	35	9%	397
SEMINOLE NURSING PAVILION		389	7	2%	396
MINI ER AND URGENT CARE		289	105	27%	394
HEALTHY STEPS PEDIATRICS		349	45	11%	394
SOLARIS HEALTHCARE MERRITT ISLAND		353	40	10%	393
BROOKSVILLE HEALTHCARE CENTER LLC		380	13	3%	393
RUSKIN HEALTH CENTER		252	140	36%	392
UNIVERSITY OF TAMPA INC, THE		386	5	1%	391
ORCHARD PARK HEALTH & REHABILITATION		385	5	1%	390
MEDIPATH		19	371	95%	390
BARBER		13	376	97%	389
STARKE FAMILY MEDICAL CENTER		300	87	22%	387

COVID-19: testing by laboratory

Data through Feb 22, 2021 verified as of Feb 23, 2021 at 09:25 AM

Data in this report are provisional and subject to change.

The numbers in the table below represent the number of Florida and non-Florida residents for whom test results were received by the Department of Health. A person can be tested by more than one laboratory and can have both positive and negative results. **Therefore, the sum of the numbers in each column will be larger than the total number of people tested.**

Reporting lab	Inconclusive	Negative	Positive	Percent positive	Total
Cypress Cove Care Center		286	100	26%	386
PALMS OF SEBRING		352	34	9%	386
Solaris Healthcare Daytona	2	336	46	12%	384
INDIAN RIVER CTR, LLC		337	46	12%	383
CORE DIAGNOSTIC LABORATORIES LLC		262	121	32%	383
BROOKDALE PADDOCK HILLS	2	377	2	1%	381
TREASURE COAST COMMUNITY HEALTH	3	318	58	15%	379
NAPLES CHILDREN'S URGENT CARE		326	51	14%	377
TIDEWELL HOSPICE INC	2	367	7	2%	376
BAYA PHARMACY WEST		8	368	98%	376
MEDSCAN LABORATORY INC	1	163	211	56%	375
Timberridge Center for Rehabilitation and Healing		344	31	8%	375
Darcy Hall Of Life Care		364	9	2%	373
URGENT CARE BETHESDA	1	318	52	14%	371
HENDRY REGIONAL MEDICAL CENTER		107	264	71%	371
UR MEDICINE LABS- CENTRAL LABORATORY		349	22	6%	371
MEDONE URGENT CARE CENTER		149	222	60%	371
SUNSHINE URGENT CARE LLC		225	143	39%	368
ADVENT HEALTH - TAMPA		148	220	60%	368
FLORIDA DEPARTMENT OF HEALTH		326	41	11%	367
GOOD SAMARITAN CENTER		364	2	1%	366
CLERMONT HEALTH AND REHABILITATION CENTER		334	32	9%	366
FAIR HAVENS CENTER, OPCO		360	6	2%	366
MINUTECLINIC LLC, #10357		364	1	0%	365
Stacey Health Care Centers Inc. dba Riverside Care Center		336	29	8%	365
PALM GARDEN OF ORLANDO		331	33	9%	364
Manatee Springs Rehabilitation and Nursing Center		343	20	6%	363
FLORIDA DEPARTMENT OF HEALTH IN LIBERTY COUNTY	2	267	94	26%	363
SOLARIS HEALTHCARE BAYONET POINT		346	16	4%	362
INFORM DIAGNOSTICS		353	9	2%	362
STEWARD SEBASTIAN RIVER MEDICAL CENTER		313	48	13%	361
FAMILY CARE PARTNERS OF NORTHEAST FLORIDA LLC		288	73	20%	361
ADVENTHEALTH EXPRESS CARE AT		292	68	19%	360
LIFEBRITE	1	168	191	53%	360
VITAS HEALTHCARE CORPORATION		354	5	1%	359
AFC URGENT CARE		67	291	81%	358
RESTORE HEALTH URGENT CARE		268	89	25%	357
AMEERAH LABS, LLC	2	272	81	23%	355
BLOUNTSTOWN REHABILITATION CENTER LLC		247	106	30%	353
MY CLINICAL LAB		224	129	37%	353
Bayside Care Center	1	331	20	6%	352
EPN URGENT CARE		44	308	88%	352
VETERANS AFFAIRS MEDICAL CENTER - LAKE CITY		52	300	85%	352
HEALTH CENTRAL PARK		286	66	19%	352
SANFORD LABORATORIES		325	26	7%	351
LIFE CARE PONTE VEDRA INC		343	8	2%	351
Destin Healthcare and Rehabilitation Center	1	311	38	11%	350

COVID-19: testing by laboratory

Data through Feb 22, 2021 verified as of Feb 23, 2021 at 09:25 AM

Data in this report are provisional and subject to change.

The numbers in the table below represent the number of Florida and non-Florida residents for whom test results were received by the Department of Health. A person can be tested by more than one laboratory and can have both positive and negative results. **Therefore, the sum of the numbers in each column will be larger than the total number of people tested.**

Reporting lab	Inconclusive	Negative	Positive	Percent positive	Total
BAYSHORE DIAGNOSTICS		309	41	12%	350
SIPARADIGM, DIAGNOSTIC INFORMATICS		273	76	22%	349
VILLAGE AT VIENNA SQUARE,THE	6	329	14	4%	349
solaris Healthcare Parkway	2	330	17	5%	349
HAINES CITY REHABILITATION AND NURSING CENTER		324	24	7%	348
FG RAPID RESULTS	2	116	229	66%	347
MANORCARE HEALTH SERVICES - VENICE		292	55	16%	347
ANCIENT CITY PEDIATRICS	1	332	14	4%	347
VILLAGE DOCTORS OF KEYSTONE		266	80	23%	346
TRENTON MEDICAL CENTER INC DBA PALMS MEDICAL GROUP	4	248	93	27%	345
SEA BREEZE REHAB AND NURSING CENTER		333	9	3%	342
Life Care Center of Ocala		279	63	18%	342
FHMG FLORIDA HOSPITAL MEDICAL GROUP		304	37	11%	341
HEALTH DESIGNS		328	13	4%	341
ADVENT HEALTH CENTRA CARE - PALM COAST		80	261	77%	341
CORAL BAY HEALTHCARE AND REHABILITATION	1	328	12	4%	341
PALMETTO SUBACUTE CARE CENTER		329	11	3%	340
USAFSAM/PHE		174	165	49%	339
ROLLINS COLLEGE WELLNESS CENTER		130	209	62%	339
SELECT REFERENCE LABORATORIES, LLC	1	326	12	4%	339
DIAGNOSTIC & CLINICAL CARE SERVICES INC DBA		266	71	21%	337
FLORIDA HOSPITAL HEARTLAND MED CTR LAKE PLACID		251	86	26%	337
SIGNATURE HEALTHCARE OF NORTH FLORIDA		333	3	1%	336
MOOSEHAVEN HEALTH CENTER		300	36	11%	336
ORCHARD RIDGE CARE AND REHABILITATION CENTER		316	19	6%	335
SUN COUNTRY PEDIATRICS PLLC	9	297	29	9%	335
MAGNOLIA FAMILY URGENT CARE		296	38	11%	334
VA PAIN CLINIC	3	310	21	6%	334
ADDINGTON PLACE AT WELLINGTON GREEN		326	8	2%	334
PINES OF SARASOTA		330	4	1%	334
PALM GARDEN OF WEST PALM BEACH	4	314	15	5%	333
Marshall Health and Rehabilitation Center		286	47	14%	333
CRONOS CLINICAL LABORATORY	22	220	91	27%	333
NORTH PINELLAS STATMED QUICK QUALITY CLINICS		236	97	29%	333
NATIONS BEST FAMILY HEALTH CARE		156	176	53%	332
WHITE-WILSON MEDICAL CENTER - FORT WALTON BEACH		318	13	4%	331
PruittHealth Panama City	1	265	63	19%	329
SERENADES IN THE VILLAGES		275	54	16%	329
COLOR GENOMICS, INC.	2	321	6	2%	329
Palm Garden of Largo		325	4	1%	329
Life Care Center at Wells Crossing		309	19	6%	328
SABAL DIRECT PRIMARY CARE, PA		270	58	18%	328
HARDEE MANOR HEALTH CARE CENTER	1	324	3	1%	328
FAIRWAY OAKS CENTER LLC	6	315	6	2%	327
TRI-COUNTY NURSING AND REHABILITATION CENTER INC		311	15	5%	326
PIONEER CLINICAL LAB, LLC		212	113	35%	325
UNIVERSITY OF TAMPA STUDENT HEALTH AND SHC CLINICAL LABORATORY		177	148	46%	325

COVID-19: testing by laboratory

Data through Feb 22, 2021 verified as of Feb 23, 2021 at 09:25 AM

Data in this report are provisional and subject to change.

The numbers in the table below represent the number of Florida and non-Florida residents for whom test results were received by the Department of Health. A person can be tested by more than one laboratory and can have both positive and negative results. **Therefore, the sum of the numbers in each column will be larger than the total number of people tested.**

Reporting lab	Inconclusive	Negative	Positive	Percent positive	Total
MIDWAY SPECIALTY CARE CENTER	3	205	114	35%	322
CORAL TRACE HEALTH CARE☐	2	315	5	2%	322
ORLANDO VA MEDICAL CENTER			321	100%	321
ASSOCIATESMD MEDICAL GROUP INC		270	51	16%	321
DELTONA HEALTH CARE		298	23	7%	321
HARDEE COUNTY HEALTH DEPARTMENT		254	64	20%	318
VILLAGE DOCTORS FAMILY MEDICAL CENTER OF		254	63	20%	317
MANOR CARE OF BOYNTON BEACH LLC		292	24	8%	316
MEDFAST URGENT CARE CENTER		86	230	73%	316
ATLANTIC SHORES NURSING AND REHAB CENTER	1	306	9	3%	316
PruittHealth Santa Rosa		225	90	29%	315
FLORIDA HEART & VASCULAR MULTISPECIALTY GROUP PA		220	95	30%	315
BIOCEPT		292	22	7%	314
Bay Breeze Senior Living and Rehabilitation Center		261	53	17%	314
LabCorp (Non-Interfaced)	1	122	191	61%	314
GENESIS MEDICAL LABORATORY MIAMI FL.		83	230	73%	313
KEY WEST HEALTH AND REHAB	1	304	7	2%	312
ST LUCIE EMPLOYEE HEALTH & WELLNESS CENTER		306	6	2%	312
SPECIALTY HEALTH AND REHABILITATION CENTER		286	25	8%	311
BRISTOL AT TAMPA, THE	4	299	8	3%	311
ROSEWOOD HEALTH AND REHABILITATION CENTER		290	21	7%	311
BAY VILLAGE OF SARASOTA INC		308	3	1%	311
OCEAN VIEW NURSING AND REHAB CENTER		294	16	5%	310
ASCEND CLINICAL	2	240	68	22%	310
PEDIATRIC ASSOCIATES OF OCALA PA		279	31	10%	310
KISSIMMEE FACILITY OPERATIONS LLC		286	23	7%	309
GENOSUR LLC		305	4	1%	309
AVANTE AT MT DORA		306	3	1%	309
MEDEXPRESS LUTZ		3	306	99%	309
ADVENTHEALTH MEDICAL GROUP PROMPT CAR	1	209	97	32%	307
SUNLAND MARIANNA COX MEDICAL CENTER		267	40	13%	307
AVENTURA REHAB AND NURSING CENTER		297	9	3%	306
BAPTIST PRIMARY CARE, INC		282	24	8%	306
FL HUD DESTIN, LLC D/B/A GRAND BOULEVARD HEALTH		269	36	12%	305
NATURE COAST MEDICAL GROUP		214	91	30%	305
GOOD SAMARITAN SOCIETY-DAYTONA		286	19	6%	305
LAKE EUSTIS HEALTH AND REHABILITATION CENTER		297	7	2%	304
PHYSICIANS REGIONAL WALK-IN		185	119	39%	304
GANDY CROSSING CARE CENTER	1	289	14	5%	304
SAMANTHA WILSON CARE CENTER	4	290	9	3%	303
AVELLINO LAB USA, INC	1	290	12	4%	303
REHABILITATION CENTER OF LAKE CITY, THE		275	28	9%	303
HEALTH PARK CARE CENTER		298	4	1%	302
HCSO OCCUPATIONAL HEALTH AND WELLNESS CENTER		236	66	22%	302
WELL HEALTH WORKS	1	268	32	11%	301
THE SPRINGS AT BOCA CIEGA BAY		291	9	3%	300
TAMARAC REHABILITATION & HEALTH CENTER		296	3	1%	299

COVID-19: testing by laboratory

Data through Feb 22, 2021 verified as of Feb 23, 2021 at 09:25 AM

Data in this report are provisional and subject to change.

The numbers in the table below represent the number of Florida and non-Florida residents for whom test results were received by the Department of Health. A person can be tested by more than one laboratory and can have both positive and negative results. **Therefore, the sum of the numbers in each column will be larger than the total number of people tested.**

Reporting lab	Inconclusive	Negative	Positive	Percent positive	Total
ARGO SENIOR LIVING AT HAVERHILL		281	18	6%	299
FLOMEDILAB		84	214	72%	298
SPRINGTREE REHAB & HEALTH CARE CENTER		280	18	6%	298
BOCA BIOLISTICS REFERENCE LABORATORY	2	185	111	37%	298
ENCOMPASS HEALTH REHABILITATION HOSPITAL OF SUNRISE	8	283	6	2%	297
PALMS REHABILITATION AND HEALTHCARE CENTER		260	37	12%	297
HEALTH FIRST ADVENTHEALTH CENTRA CARE - TITUSVILLE		56	241	81%	297
SILVER CREEK SENIOR LIVING COMMUNITY		292	5	2%	297
OSPREY LODGE		237	59	20%	296
BUENA VISTA URGENT CARE		264	32	11%	296
ELMHURST HOSPITAL CENTER	1	269	26	9%	296
BROOKDALE DESTIN		284	12	4%	296
DIGNITY HEALING, LLC		281	14	5%	295
ADVENTHEALTH EXPRESS CARE AT WALGREENS 49TH STREET		247	47	16%	294
EMERALD COAST PEDIATRICS		283	11	4%	294
INTERNAL MEDICINE & PEDIATRICS OF TAMPA BAY PA		242	52	18%	294
KENNEDY PAIN CLINIC GROUP LLC		266	28	10%	294
SAINTS 120 LLC	1	258	34	12%	293
NORTHWEST MEDICAL CENTER CLINICAL LABORATORY		175	118	40%	293
ST PETERSBURG PEDIATRICS-PARK BLVD		267	25	9%	292
ST JAMES HEALTH AND REHABILITATION CENTER		208	84	29%	292
HEALTHWORKS MED GROUP OF FLORIDA PA	3	282	6	2%	291
FAMILY CARE PARTNERS OF NE FLORIDA LLC		221	70	24%	291
REGENTS PARK OF BOCA RATON		288	2	1%	290
JACKSON PLAZA NURSING & REHAB CENTER	6	278	6	2%	290
PALM GARDEN OF GAINESVILLE	2	285	2	1%	289
LUTHERAN HAVEN		281	8	3%	289
AUBURN UNIVERSITY MEDICAL CLINIC		227	62	21%	289
INNOVATIVE TRANSFUSION MEDICINE, INC	3	239	46	16%	288
RIVERS FAMILY MEDICINE PA		212	76	26%	288
LAKELAND REGIONAL HEALTH SYSTEMS INC		22	266	92%	288
LIFE CARE CENTER OF WINTER HAVEN		269	18	6%	287
CONSULATE HEALTH CARE OF SAFETY HARBOR		281	6	2%	287
CROSS POINTE CARE CENTER	2	279	6	2%	287
HOMESTEAD MANOR	2	244	40	14%	286
PORT SAINT LUCIE HOSPITAL		276	9	3%	285
BRIDGEWATER PARK HEALTH AND REHAB		257	28	10%	285
LONGWOOD FAMILY PRACTICE		216	69	24%	285
HEATHER HILL HEALTHCARE CENTER		239	46	16%	285
BONIFAY NURSING AND REHAB CENTER		256	29	10%	285
PEDIATRICS BY THE SEA		274	10	4%	284
AURORA DIAGNOSTICS BERNHARDT LABORATORIES PATHOLOGY SERVICE		190	93	33%	283
ST PETERSBURG PEDIATRICS-SEMINOLE BLVD		224	59	21%	283
AVANTE AT LEESBURG INC		281	1	0%	282
SOUTHWEST ORLANDO FAMILY MEDICINE, PL		234	47	17%	281
MEDICAL CENTER AT OCEAN REEF,THE		267	14	5%	281
ONESTOP MEDICAL AND URGENT CARE LLC		239	42	15%	281

COVID-19: testing by laboratory

Data through Feb 22, 2021 verified as of Feb 23, 2021 at 09:25 AM

Data in this report are provisional and subject to change.

The numbers in the table below represent the number of Florida and non-Florida residents for whom test results were received by the Department of Health. A person can be tested by more than one laboratory and can have both positive and negative results. **Therefore, the sum of the numbers in each column will be larger than the total number of people tested.**

Reporting lab	Inconclusive	Negative	Positive	Percent positive	Total
ST JUDE CHILDREN'S RESEARCH HOSPITAL		265	15	5%	280
ROSEN MEDICAL CENTER		240	40	14%	280
The Care Center at Pinellas Park	1	271	8	3%	280
CHAUTAUQUA REHABILITATION AND NURSING CENTER		271	9	3%	280
Solaris Healthcare Lake Bennet		247	32	11%	279
RULEME CENTER	2	250	26	9%	278
PEDIATRIC HEALTH CARE ALLIANCE, PA		249	28	10%	277
AMBULATORY SURGERY CENTER OF BOCA RATON LTD		274	3	1%	277
QUALITOX LABORATORIES		105	172	62%	277
PRUITT HEALTH-SANTA ROSA		275	2	1%	277
Life Care Center of Punta Gorda	1	262	13	5%	276
WESTCHESTER GARDENS LIMITED PARTNERSHIP		270	6	2%	276
VILLAGES REGIONAL HOSPITAL SURGERY CENTER LLC, THE		218	58	21%	276
HOLIDAY CVS LLC DBA CVS/PHARMACY #0440		267	9	3%	276
Glades West Rehabilitation and Nursing Center		266	8	3%	274
BEAR CREEK NURSING CENTER		269	5	2%	274
TUSKAWILLA NURSING AND REHAB CENTER	2	264	7	3%	273
BAPTIST PRIMARY CARE INC	1	248	24	9%	273
renaissance health and rehabilitation center		254	18	7%	272
URGENT CARE EXPRESS LLC		1	271	100%	272
ESTERO ISLAND MEDICAL CENTER		212	59	22%	271
PERSONALIZED GENETIC TESTING	1	177	93	34%	271
Rehabilitation Center for Park Place LLC		259	11	4%	270
BAYA POINTE NURSING AND REHABILITATION		187	83	31%	270
TALLAHASSEE NHHI LLC	1	242	27	10%	270
MANOR CARE OF NAPLES FL LLC		267	3	1%	270
HOLLEY NAVARRE MEDICAL CLINIC		196	73	27%	269
HARBOURWOOD	1	264	4	1%	269
BMCB MOLECULAR DIAGNOSTIC SUBSECTION		253	15	6%	268
FLORIDA HEALTH CARE PLANS			268	100%	268
Premier Place at The Glenview		260	8	3%	268
ELMCROFT PINECREST	1	245	21	8%	267
COMMUNITY HEALTH AND REHABILITATION CENTER		206	61	23%	267
ADVENT HEALTH CARE CENTER	9	246	12	4%	267
Solaris Healthcare Coconut Creek		261	6	2%	267
DAVID SCOTT MADWAR MD PA□		239	27	10%	266
FAMILY EXPRESS URGENT CARE		5	261	98%	266
Coastal Health and Rehabilitation Center		256	10	4%	266
24/7 PEDIATRIC CARE CENTERS INC		247	19	7%	266
ADVENT HEALTH CENTRA CARE - ORMOND BEACH		113	153	58%	266
Parkview Rehabilitation Center at Winter Park		258	7	3%	265
SERANADES BY SONATA WEST ORANGE		236	29	11%	265
SILVERCREST HEALTH AND REHABILITATION CENTER	3	252	8	3%	263
OCALA FAMILY MEDICAL CENTER INC	1	217	45	17%	263
Solaris HealthCare Imperial		253	8	3%	261
MANORCARE AT LELY PALMS		256	5	2%	261
PROTEUS MOLECULAR AND CLINICAL LAB	1	149	111	43%	261

COVID-19: testing by laboratory

Data through Feb 22, 2021 verified as of Feb 23, 2021 at 09:25 AM

Data in this report are provisional and subject to change.

The numbers in the table below represent the number of Florida and non-Florida residents for whom test results were received by the Department of Health. A person can be tested by more than one laboratory and can have both positive and negative results. **Therefore, the sum of the numbers in each column will be larger than the total number of people tested.**

Reporting lab	Inconclusive	Negative	Positive	Percent positive	Total
BRENTWOOD RETIREMENT COMMUNITY	5	225	31	12%	261
HOLISTIX TREATMENT CENTERS		255	6	2%	261
EXCEL PEDIATRICS		218	42	16%	260
CLARE BRIDGE ORMOND BEACH	1	259			260
CLIFFORD CHESTER SIMS VA NURSING HOME		251	9	3%	260
LASER & SURGERY CENTER OF THE PALM BEACHES□		259	1	0%	260
W FRANK WELLS NURSING HOME		231	28	11%	259
LAKE PARK OF MADISON		251	8	3%	259
KINDRED HOSPITAL	7	247	5	2%	259
CONSULATE HEALTHCARE OF KISSIMMEE		247	12	5%	259
TAVARES PEDIATRICS		217	41	16%	258
FLORIDA WOMAN CARE LABORATORY LLC		232	26	10%	258
ACCURATE DIAGNOSTIC LABS, INC		243	15	6%	258
JACKSONVILLE KIDS PEDIATRICS, PLLC		225	32	12%	257
PAVILION FOR HEALTHCARE, THE		253	2	1%	255
WALGREENS 3173		232	23	9%	255
Life Care Center at Inverrary		250	4	2%	254
SHELL POINT VILLAGE MEDICAL CENTER		246	7	3%	253
PLANT CITY PEDIATRICS	1	211	41	16%	253
FRICKS PHARMACY		195	57	23%	252
WHITE WILSON MEDICAL CENTER PA - NAVARRE		156	96	38%	252
ST CATHERINE'S WEST REHABILITATION HOSPITAL		240	12	5%	252
CHIPOLA HEALTH AND REHAB		234	17	7%	251
ADVENT HEALTH - DELTONA ER		199	51	20%	250
MARTIN MEMORIAL MEDICAL CENTER LAB		128	122	49%	250
BROWARD NURSING & REHABILITATION CTR	8	233	9	4%	250
DOCTORS MEMORIAL HOSPITAL		129	121	48%	250
AVON PARK PEDIATRICS INC	3	224	23	9%	250
WESTWOOD HEALTHCARE SNF		205	45	18%	250
ADVANCED AMBULATORY SURGERY CENTER		239	11	4%	250
JAMES A HALEY VETERANS HOSPITAL			249	100%	249
CARRINGTON PLACE OF ST PETE LLC		242	6	2%	248
BUREAU OF CLINICAL LABORATORIES		208	40	16%	248
BAY COUNTY SHERIFFS OFFICE JAIL FACILITY		211	36	15%	247
TIERRA PINES CENTER		234	12	5%	246
Heritage Healthcare at Tallahassee		239	7	3%	246
DEPARTMENT OF HEALTH BUREAU OF FAMILY		243	2	1%	245
USA HEALTH UNIVERSITY HOSPITAL CLINICAL LABORATORY	1	238	6	2%	245
ROSEWOOD HEALTHCARE & REHABILITATION CENTER		239	6	2%	245
VETERANS AFFAIRS MEDICAL CENTER - MIAMI		1	244	100%	245
MALABAR/ADVENT CENTRA CARE		48	196	80%	244
The Grove Health and Rehabilitation		221	23	9%	244
ARCHER HEALTH VENTURES, LLC		217	25	10%	242
HAVEN OF OUR LADY OF PEACE INC		234	8	3%	242
HUNT CLUB PEDIATRIC ASSOCIATES, P.A.		211	31	13%	242
FORT MYERS REHABILITATION AND NURSING CENTER		216	26	11%	242
GOOD SAMARITAN CARES		236	5	2%	241

COVID-19: testing by laboratory

Data through Feb 22, 2021 verified as of Feb 23, 2021 at 09:25 AM

Data in this report are provisional and subject to change.

The numbers in the table below represent the number of Florida and non-Florida residents for whom test results were received by the Department of Health. A person can be tested by more than one laboratory and can have both positive and negative results. **Therefore, the sum of the numbers in each column will be larger than the total number of people tested.**

Reporting lab	Inconclusive	Negative	Positive	Percent positive	Total
CENTERSTONE OF FLORIDA☐		224	17	7%	241
AVECINA MOBILE		121	120	50%	241
FIRST CHOICE PRIMARY CARE		191	50	21%	241
RIVERWOOD HEALTH NH LLC		201	39	16%	240
Sunset Point Center		236	4	2%	240
CLARE BRIDGE OF SARASOTA		238	2	1%	240
PALM GARDEN OF AVENTURA		236	3	1%	239
AMERICAN HOUSE SENIOR LIVING		189	49	21%	238
FLORIDA CLINICAL LABORATORY-BIOREFERENCE LABORATORIES		89	149	63%	238
OKEECHOBEE COUNTY HEALTH DEPT	1	156	80	34%	237
Vi at Lakeside Village Skilled Nursing		232	5	2%	237
CHIPOLA MEDICAL ASSOCIATES, LLC		166	71	30%	237
FOUNTAIN INN NURSING & REHABILITATION CTR, INC		230	6	3%	236
ABBOTT LABORATORIES		149	87	37%	236
TRINITY REGIONAL REHAB CENTER		220	15	6%	235
Chatsworth at PGA National, LLC		223	12	5%	235
SARAPATH DIAGNOSTICS		118	117	50%	235
MIAMI JEWISH HEALTH SYSTEMS, INC	3	224	8	3%	235
OAK HAMMOCK AT THE UNIVERSITY OF FLORIDA		229	6	3%	235
REGENTS PARK AT AVENTURA		221	14	6%	235
BAY TREE CARE AND REHABILITATION CENTER		197	38	16%	235
EDGEWATER AT WATERMAN VILLAGE,THE		219	15	6%	234
HOMESTEAD VILLAGE		223	11	5%	234
STATMED QUICK QUALITY CLINIC AT NORTH PINELLAS		65	169	72%	234
MEMPHIS PATHOLOGY LABORATORY	4	212	17	7%	233
ADVENT HEALTH - ORLANDO		175	58	25%	233
TERRACES OF LAKE WORTH CARE CENTER☐		220	12	5%	232
Solaris Senior Living North Naples ALF		223	9	4%	232
TGH		1	231	100%	232
ARCPOINT LABS OF ST PETERSBURG		152	79	34%	231
ABBOTT DIAGNOSTICS		217	14	6%	231
ManorCare Health Services-Palm Harbor	1	229			230
Cross Gardens Care Center		229	1	0%	230
ATLANTIC URGENT CARE		155	75	33%	230
MANDARIN PEDIATRICS		209	20	9%	229
LYNN HAVEN SPORTS COMPLEX-WALKON CLINIC		21	207	91%	228
AZALEA TRACE		214	13	6%	227
BROOKDALE LAKE TAVARES		222	5	2%	227
CYPRESS COVE		221	6	3%	227
FELLOWSHIP HOME AT THE FAIRWAY LLC		221	6	3%	227
PARKS HEALTHCARE & REHABILITATION CTR	4	211	11	5%	226
Lakewood Nursing Center		196	29	13%	225
FLORIDA KEYS PEDIATRICS & ADOLESCENT CENTER		213	12	5%	225
Avante at Inverness		224	1	0%	225
ARCPOINT LABS OF SARASOTA MANATEE		148	77	34%	225
ARBOR FACILITY INC		224			224
Crossbreeze care center	1	221	2	1%	224

COVID-19: testing by laboratory

Data through Feb 22, 2021 verified as of Feb 23, 2021 at 09:25 AM

Data in this report are provisional and subject to change.

The numbers in the table below represent the number of Florida and non-Florida residents for whom test results were received by the Department of Health. A person can be tested by more than one laboratory and can have both positive and negative results. **Therefore, the sum of the numbers in each column will be larger than the total number of people tested.**

Reporting lab	Inconclusive	Negative	Positive	Percent positive	Total
WASHINGTON REHAB AND NURSING		215	9	4%	224
NORTH FLORIDA PEDIATRICS - MARIANNA		186	38	17%	224
LODGE HEALTH AND REHABILITATION CENTER, THE		191	32	14%	223
LEHIGH VALLEY GENOMICS			223	100%	223
Lake Port Square Health Center		208	15	7%	223
PINNACLES PEDS CARE PA		222			222
PEDIATRICS IN BREVARD PA		188	33	15%	221
WIMAUMA COMMUNITY HEALTH CENTER		179	42	19%	221
KR at Hillsborough Lakes/Lutz Healthcare		211	10	5%	221
BOND CLINIC, PA		158	62	28%	220
AMERICAN FINNISH NURSING HOME	1	213	5	2%	219
UCC - WELLINGTON		3	216	99%	219
Boynton Beach Rehabilitation Center	2	213	4	2%	219
WOOD LAKE HEALTH AND REHABILITATION CENTER		219			219
SIGNATURE HEALTHCARE AT THE COURTYARD		172	47	21%	219
MOBILE MEDICAL ASSOCIATES PL	9	178	32	15%	219
Signature healthcare of Jacksonville		213	5	2%	218
Avante at Orlando		214	4	2%	218
PW WINDERMERE SUBTENANT LLC		216	1	0%	217
CCS - JOSEPH V CONTE		215	2	1%	217
ST. CLOUD REGIONAL MEDICAL CENTER		199	18	8%	217
LAKE PORT SQUARE		200	17	8%	217
THE MANOR AT CARPENTERS		185	32	15%	217
WHITE WILSON MEDICAL IMMEDIATE CARE NICEVILLE		16	201	93%	217
THE RESIDENCE AT TIMBER PINES	4	188	25	12%	217
BROOKDALE ATRIM WAY		210	6	3%	216
HOSPICE OF LAKE & SUMTER INC	1	211	4	2%	216
ASCENSION MEDICAL GROUP		5	211	98%	216
QUOTIENT SCIENCES		209	6	3%	215
GATEWAY/ADVENT CENTRA CARE	1	24	190	88%	215
Consulate Health Care of North Fort Myers		203	12	6%	215
DISCOVERY VILLAGE AT MELBOURNE		189	26	12%	215
BLOCK, NATION, CHASE, AND SMOLEN FAMILY MEDICINE		157	57	27%	214
LA MER NH LLC		208	5	2%	213
Heartland Healthcare of Ft. Myers	1	211	1	0%	213
AYERS HEALTH & REHABILITATION CENTER		209	4	2%	213
CONSULATE HEALTH CARE OF WINTER HAVEN		209	3	1%	212
ORANGE COUNTY HEALTH DEPT		201	11	5%	212
POCONO MEDICAL CENTER		212			212
WIREGRASS DIRECT PRIMARY CARE PLLC		179	33	16%	212
Life Care Center of Sarasota		200	12	6%	212
PCB CLINIC		167	45	21%	212
LAKESIDE NEUROLOGIC		203	9	4%	212
EDGEWOOD NURSING CENTER		204	7	3%	211
NORTH FLORIDA PEDIATRICS PA - DUVAL		183	28	13%	211
PENSACOLA PEDIATRICS, PA		194	17	8%	211
MY HEALTHY BLUEPRINT BY BAPTIST HEALTH CARE		172	39	18%	211

COVID-19: testing by laboratory

Data through Feb 22, 2021 verified as of Feb 23, 2021 at 09:25 AM

Data in this report are provisional and subject to change.

The numbers in the table below represent the number of Florida and non-Florida residents for whom test results were received by the Department of Health. A person can be tested by more than one laboratory and can have both positive and negative results. **Therefore, the sum of the numbers in each column will be larger than the total number of people tested.**

Reporting lab	Inconclusive	Negative	Positive	Percent positive	Total
SUNRISE DIAGNOSTIC LABORATORY		158	53	25%	211
ACCESS MEDICAL CENTER	1	188	22	10%	211
DE LUNA HEALTH AND REHABILITATION CENTER		188	22	10%	210
HEARTLAND PEDIATRICS OF LAKE PLACID PA		183	27	13%	210
WALGREENS 10670		186	24	11%	210
WHITE-WILSON MEDICAL CENTER - NICEVILLE		186	24	11%	210
Orchid Cove at Sarasota		209	1	0%	210
San Jose Health & Rehabilitation		203	6	3%	209
HEALTH FIRST - HOLMES REGIONAL MEDICAL CENTER		32	177	85%	209
SURREY PLACE CARE CENTER		203	6	3%	209
Whispering Oaks	11	175	23	11%	209
Taylor Care Center		204	5	2%	209
FORT PIERCE HEALTH CARE		202	7	3%	209
THE PALACE NURSING AND REHABILITATION CENTER		209			209
DOCTORS MEMORIAL FAMILY MEDICINE	2	142	64	31%	208
CORAL REEF NURSING & REHABILITATION CENTER		204	4	2%	208
NSPIRE HEALTHCARE LAUDERHILL		201	6	3%	207
SUPERIOR RESIDENCES OF PANAMA CITY BEACH		200	6	3%	206
CONEY ISLAND HOSPITAL		199	7	3%	206
ST MARK VILLAGE		201	5	2%	206
FULGENT GENETICS	2	164	39	19%	205
PENSACOLA PEDIATRICS PA - TIGER POINT	18	180	7	3%	205
STERLING HOUSE OF DELAND		204	1	0%	205
MILLER BIOCONNECT		178	26	13%	204
VETERANS AFFAIRS ORLANDO VA MEDICAL CENTER			203	100%	203
GLENRIDGE ON PALMER RANCH,THE		195	8	4%	203
MACTOWN, INC		201	2	1%	203
PALM BEACH PEDIATRICS PA	2	178	23	11%	203
BROOKDALE OF SPRING HILL	9	191	2	1%	202
POLK COUNTY HEALTH DEPARTMENT		178	24	12%	202
PATHGROUP LABS LLC		97	105	52%	202
Consulate Healthcare of West Palm Beach		186	16	8%	202
SPEARHEAD MEDICAL		157	45	22%	202
VAMC WEST PALM LAB		5	196	98%	201
SOLARIS SENIOR LIVING VERO BEACH		194	7	3%	201
ADVENT HEALTH CENTRA CARE - APOPKA NORTH		171	30	15%	201
COLONY CLUB ALF,THE	1	187	13	6%	201
Governors Creek Health and Rehabilitation	1	198	2	1%	201
Surrey Place Healthcare and Rehabilitation		198	2	1%	200
HERITAGE HEALTHCARE AND REHABILITATION CENTER		195	5	3%	200
LCS SANDHILL COVE LLC DBA	6	187	7	4%	200
ADVENT HEALTH - CARROLLWOOD	4	169	26	13%	199
LIFE CARE CENTER OF PORT ST. LUCIE		190	9	5%	199
Nspire Health Care Kendall		189	10	5%	199
Chatham Glen Healthcare and Rehabilitation Center		192	7	4%	199
FLORIDA ATLANTIC UNIVERSITY STUDENT HEALTH		162	36	18%	198
LAUREL POINT CARE ACQUISITION LLC DBA SANDGATE GARDENS REHAB AND NURSI		171	27	14%	198

COVID-19: testing by laboratory

Data through Feb 22, 2021 verified as of Feb 23, 2021 at 09:25 AM

Data in this report are provisional and subject to change.

The numbers in the table below represent the number of Florida and non-Florida residents for whom test results were received by the Department of Health. A person can be tested by more than one laboratory and can have both positive and negative results. **Therefore, the sum of the numbers in each column will be larger than the total number of people tested.**

Reporting lab	Inconclusive	Negative	Positive	Percent positive	Total
SEASIDE HEALTH AND REHABILITATION CENTER		141	57	29%	198
BARTON HEALTH ALLIANCE		159	39	20%	198
BAYVIEW CENTER		193	5	3%	198
DEPARTMENT OF HEALTH & HUMAN SERVICES		198			198
BORLAND GROOVER CLINIC	1	161	35	18%	197
ADVENT HEALTH CENTRA CARE - DAYTONA BEACH		94	103	52%	197
PALMS MEDICAL GROUP HIGH SPRINGS		166	31	16%	197
Bayside Health and Rehabilitation		168	29	15%	197
Concordia Village of Tampa AL		191	5	3%	196
LAKE VIEW CARE CENTER AT DELRAY		189	6	3%	195
CONSULATE HEALTH CARE OF MELBOURNE		191	4	2%	195
ABBIEJEAN RUSSELL CARE CENTER□		195			195
SAMIR EBEID MD		174	21	11%	195
PADDOCK RIDGE		192	3	2%	195
AMELIA MEDICAL CARE		47	147	76%	194
WELL-BEING MEDICAL CENTER PLLC		179	15	8%	194
TARPON POINT NURSING AND REHABILITATION CENTER		190	3	2%	193
SARNO EXTENDED HOURS		124	69	36%	193
INN AT ASTON GARDENS, THE		186	7	4%	193
ADVENT HEALTH - LAKE NONA		166	26	14%	192
NO FLORIDA PEDIATRICS, PA		165	27	14%	192
FLORIDA HEALTH CARE PLAN INC		2	189	99%	191
HEALTH LINK DIAGNOSTIC LABORATORIES		182	9	5%	191
Cross Terrace REhabitation		189	2	1%	191
NEO GENOMICS - FORT MYERS	1	183	6	3%	190
LAKEVIEW INTERNAL MEDICINE		135	55	29%	190
CYPRESS POINT LIVING, LLC		175	15	8%	190
SOUTHLAND SUITES OF ORMOND BEACH	4	185			189
ARDEN COURTS OF TAMPA□		185	4	2%	189
PONTE VEDRA GARDENS		188	1	1%	189
CORAL GABLES NURSING & REHABILITATION CENTER		178	10	5%	188
FINLAY CLINICAL LABORATORY INC		36	152	81%	188
WOMEN'S CARE FLORIDA LABORATORY		183	5	3%	188
OCEAN REEF MEDICAL CENTER		150	38	20%	188
EVENT MED SERVICES LABORATORY		185	3	2%	188
Flagler Health and Rehabilitation		185	3	2%	188
BOCA RATON REHABILITATION CENTER	4	180	3	2%	187
CHEEK AND SCOTT DRUGS INC		150	37	20%	187
PLANTATION NURSING & REHAB CENTER		187			187
ST ANTHONYS REHABILITATION HOSPITAL	9	176	2	1%	187
ANTHEM LAKES LLC		151	35	19%	186
PALM HARBOR FAMILY PRACTICE & WALK-IN		140	46	25%	186
WATERMARK LAKE POINTE WOODS LLC		167	18	10%	185
ADVENT		172	13	7%	185
VIERA MANOR ASSISTED LIVING RESIDENCE		178	7	4%	185
GRACE PEDIATRICS		155	30	16%	185
NIGHT LITE PEDIATRICS WINTER GARDEN		144	41	22%	185

COVID-19: testing by laboratory

Data through Feb 22, 2021 verified as of Feb 23, 2021 at 09:25 AM

Data in this report are provisional and subject to change.

The numbers in the table below represent the number of Florida and non-Florida residents for whom test results were received by the Department of Health. A person can be tested by more than one laboratory and can have both positive and negative results. **Therefore, the sum of the numbers in each column will be larger than the total number of people tested.**

Reporting lab	Inconclusive	Negative	Positive	Percent positive	Total
MORSELIFE MEMORY CARE RESIDENCE		176	9	5%	185
ST. JAMES BAY HEALTH AND REHABILITATION CENTER		183	1	1%	184
GEORGIA DEPARTMENT OF PUBLIC HEALTH	1	5	178	97%	184
MATHISON RETIREMENT COMMUNITY, INC	1	175	8	4%	184
LUIS A GHIGLINO MD PA		178	6	3%	184
OAKBROOK HEALTH AND REHABILITATION CENTER	1	169	14	8%	184
ARTHREX MEDICAL CENTER	1	83	99	54%	183
CITY OF PORT SAINT LUCIE		171	12	7%	183
VI AT BENTLEY VILLAGE HOME CARE		182	1	1%	183
ADVENT HEALTH CENTRA CARE - WESLEY CHAPEL		13	170	93%	183
Sunnyside Nursing Home		179	3	2%	182
BAPTIST HEALTH PRIMARY CARE	1	134	47	26%	182
UNIVERSITY OF MIAMI		54	127	70%	181
The Waterford		179	2	1%	181
MACCLENNY NURSING AND REHAB		164	17	9%	181
NADAL PEDIATRICS - VICTORIA STREET (3385)		153	28	15%	181
AMA MEDICAL GROUP LLC		152	29	16%	181
ANGELS DIAGNOSTIC GROUP		143	38	21%	181
Consulate Health Care of St. Petersburg		179	1	1%	180
POMPANO REHABILITATION AND NURSING CTR		180			180
DOS OF NORTH SHORES NURSING & REHAB CENTER		180			180
ADVENT HEALTH - TIMBERRIDGE ER		152	27	15%	179
SANDY PINES	2	159	18	10%	179
ZON BEACHSIDE LLC		142	37	21%	179
CANTERFIELD OF CLAY COUNTY		141	38	21%	179
PATRIOT MEDICAL LABORATORIES		170	8	4%	178
Heritage Park Rehabilitation & Healthcare		159	18	10%	177
STERLING HOUSE OF PUNTA GORDA		176	1	1%	177
ADVENT HEALTH CENTRA CARE - CARROLLWOOD		5	172	97%	177
YOUR FAMILY WALK-IN CLINIC		13	164	93%	177
Emory L Bennett State Veterans Nursing Home		173	3	2%	176
MEDICAL CONSULTANTS OF FLORIDA LLC	1	142	33	19%	176
DISCOVERY VILLAGE AT NAPLES		159	17	10%	176
SUNCOAST URGENT CARE		131	45	26%	176
220 GOLDEN, LLC	1	159	16	9%	176
ARDEN COURTS OF SEMINOLE		135	40	23%	175
TUSCAN GARDENS OF PALM COAST		170	5	3%	175
HOSPITAL FOR SPECIAL SURGERY		172	3	2%	175
BARKLEY PLACE	1	169	4	2%	174
HOLISTIC PEDIATRICS GROUP LLC		153	21	12%	174
LEESBURG PEDIATRICS		158	16	9%	174
ASTON GARDENS AT PELICAN MARSH		169	5	3%	174
ORLANDO HEALTH EMERGENCY DEPARTMENT		163	11	6%	174
CHILDREN MED CARE INC		146	28	16%	174
The Inn at Sarasota Bay Club		172	2	1%	174
GUEST HOUSE OCALA, THE		168	5	3%	173
PRIMECARE OF DOTHAN		119	53	31%	172

COVID-19: testing by laboratory

Data through Feb 22, 2021 verified as of Feb 23, 2021 at 09:25 AM

Data in this report are provisional and subject to change.

The numbers in the table below represent the number of Florida and non-Florida residents for whom test results were received by the Department of Health. A person can be tested by more than one laboratory and can have both positive and negative results. **Therefore, the sum of the numbers in each column will be larger than the total number of people tested.**

Reporting lab	Inconclusive	Negative	Positive	Percent positive	Total
JACKSONVILLE NURSING AND REHAB CENTER		166	6	3%	172
ST PETERSBURG PEDIATRICS-EAST BAY	1	142	29	17%	172
LAB CORP	1	96	75	44%	172
ADVANCED MEDICAL GROUP		1	171	99%	172
ALL SEASONS NAPLES LLC		167	5	3%	172
BROOKDALE FORT MYERS THE COLONY		167	4	2%	171
ROSECASTLE OF CITRUS		140	30	18%	170
BAY VUE NURSING AND REHABILITATION CENTER		160	10	6%	170
GOOD SAMARITAN SOCIETY OF DELAND		159	11	6%	170
CANTERFIELD OF OCALA, LLC		159	11	6%	170
Life Care Center of Orlando		164	5	3%	169
ALLSOUTH URGENT CARE		6	163	96%	169
PANAMA CITY DEVELOPMENTAL CENTER		168			168
URGENT CARE OF THE PALM BEACHES, NORTH PALM BEACH			167	100%	167
ADVENT HEALTH CENTRA CARE - TEMPLE TERRACE	1	103	63	38%	167
CONCORD LIFE SCIENCES LLC	1	149	17	10%	167
US MEDICAL CARE, INC		150	17	10%	167
FLAGLER COUNTY DETENTION CENTER		158	8	5%	166
FIRST CHOICE PEDIATRICS SEMORAN		80	86	52%	166
BROOKDALE ORANGE PARK		165	1	1%	166
BENDERSON FAMILY SKILLED NURSING AND		149	17	10%	166
MIRACLE HILL NURSING & REHABILITATION CENTER INC		161	5	3%	166
GENE BY GENE		61	104	63%	165
THE ARLINGTON OF NAPLES INC.		162	3	2%	165
DAIRY ROAD URGENT CARE	2	71	92	56%	165
ARDEN COURTS OF LARGO FL, LLC		146	18	11%	164
AFTER HOURS PEDIATRICS INC	1	1	162	99%	164
CENTRAL FLORIDA HEALTHCARE GROUP LLC		143	21	13%	164
NEW YORK CITY DEPARTMENT OF HEALTH & MENTAL		131	33	20%	164
EXOSOME DIAGNOSTICS	1	145	18	11%	164
ADVENT HEALTH - WESTCHASE ER		138	26	16%	164
SOUTH BALDWIN REGIONAL MEDICAL CENTER		152	11	7%	163
RITECARE MEDICAL CENTER		104	59	36%	163
TRI COUNTY NURSING HOME		162	1	1%	163
TUSCAN GARDENS OF VENETIA MANAGEMENT COMPANY		150	13	8%	163
BRADENTON HEALTH CARE		163			163
MEADOWCREST FAMILY PHYSICIANS		97	66	40%	163
OSPREY VILLAGE AT AMELIA ISLAND LTD		155	8	5%	163
NASSAU COUNTY JAIL		143	20	12%	163
PRECISION GENETICS, INC		156	6	4%	162
SOMERBY LAKE NONA		154	7	4%	161
WOODBRIIDGE FACILITY INC		156	5	3%	161
CAYUGA MEDICAL CENTER AT ITHACA		156	5	3%	161
GLADES HEALTH CARE CENTER		157	3	2%	160
BRIGHTON EGGERT PHARMACY INC		155	5	3%	160
KEYSTONE REHAB		160			160
GREENBRIAR REHABILITATION AND NURSING CENTER	1	159			160

COVID-19: testing by laboratory

Data through Feb 22, 2021 verified as of Feb 23, 2021 at 09:25 AM

Data in this report are provisional and subject to change.

The numbers in the table below represent the number of Florida and non-Florida residents for whom test results were received by the Department of Health. A person can be tested by more than one laboratory and can have both positive and negative results. **Therefore, the sum of the numbers in each column will be larger than the total number of people tested.**

Reporting lab	Inconclusive	Negative	Positive	Percent positive	Total
ARCADIA HEALTH AND REHABILITATION CENTER		100	59	37%	159
ROSECASTLE OF ZEPHRHILLS		156	3	2%	159
SUWANNEE VALLEY NURSING CENTER		145	14	9%	159
CITRUS HEALTH AND REHAB		128	31	19%	159
BEACON AT GULF BREEZE, THE	2	149	7	4%	158
WUESTHOFF REF LABORATORY			158	100%	158
NORTH FLORIDA INTERNAL MEDICINE PA		125	33	21%	158
WORKPLACE SCREENING INTELLIGENCE			157	100%	157
MID FLORIDA PATHOLOGY LLC MOBILE UNIT #4		107	50	32%	157
IMA MEDICAL GROUP		99	58	37%	157
Englewood Healthcare and Rehab		141	15	10%	156
TIMBERRIDGE NURSING HOME & REHAB		123	33	21%	156
QUICK CARE MED LLC	1	120	35	22%	156
CSL PLASMA		31	125	80%	156
PRUITT HEALTH		153	2	1%	155
WESLEY HAVEN VILLA	1	120	34	22%	155
EDWARD J HEALEY REHAB & NURSING CENTER		155			155
COCOA BEACH/ADVENT CENTRA		41	114	74%	155
PALMETTTO FACILITY INC	1	153			154
FAWCETT MEMORIAL HOSPITAL-LAB		39	115	75%	154
DIAMOND RIDGE		147	7	5%	154
BAY EDUCATORS WELLNESS CENTER		99	54	35%	153
DOCTORS MEMORIAL FAMILY PRACTICE	2	118	33	22%	153
MOBILE INFIRMARY MED CENTER PATH LAB		138	15	10%	153
SOUTHERN LABORATORY SERVICES OF NWF		126	27	18%	153
PHYSICIANS REGIONAL MEDICAL CENTER - PINE RIDGE		19	133	88%	152
SPRINGS AT LAKE POINTE WOODS		150	2	1%	152
HAWKINS FAMILY MEDICINE LLC	1	105	46	30%	152
KENILWORTH CARE & REHABILITATION CENTER		141	10	7%	151
LAKEVIEW TERRACE RETIREMENT COMMUNITY		134	17	11%	151
POINTE, THE		122	28	19%	150
MIAMI VA HEALTHCARE SYSTEM			150	100%	150
LABORATORY OF FLORIDA		97	53	35%	150
KINDRED HOSPITAL THE PALM BEACHES		144	5	3%	149
GULF COAST MEDICAL CENTER		145	4	3%	149
PRECISION HEALTH RESOURCES, LLC	1	133	15	10%	149
HIGHLANDS URGENT CARE			149	100%	149
HOSPICE OF ST FRANCIS INC		142	6	4%	148
ALTAMONTE MD			148	100%	148
FARAH MEDICAL		138	10	7%	148
REFUAH HEALTH CENTER LABORATORY		140	7	5%	147
SEAGRASS VILLAGE FLEMING ISLAND		110	37	25%	147
GOLD CHOICE SENIOR COMMUNITIES		107	40	27%	147
PEDIATRIC SPECIALISTS MEDICAL GROUP	1	134	11	8%	146
KRYSTAL BAY NURSING AND REHABILITATION		142	4	3%	146
COASTAL INTERNAL MEDICINE		109	37	25%	146
MIDWAY PRIMARY CARE, LLC	11	79	56	38%	146

COVID-19: testing by laboratory

Data through Feb 22, 2021 verified as of Feb 23, 2021 at 09:25 AM

Data in this report are provisional and subject to change.

The numbers in the table below represent the number of Florida and non-Florida residents for whom test results were received by the Department of Health. A person can be tested by more than one laboratory and can have both positive and negative results. **Therefore, the sum of the numbers in each column will be larger than the total number of people tested.**

Reporting lab	Inconclusive	Negative	Positive	Percent positive	Total
PEDIATRICS OF GREATER ORLANDO		127	19	13%	146
CORE BIO LABS		76	70	48%	146
REGENCY CARE OF BLOUNTSTOWN LLC		135	10	7%	145
PROVIDENCE HOSPITAL LABORATORY		137	8	6%	145
HUNT CLUB PEDIATRIC ASSOCIATES PA		89	56	39%	145
ARDEN COURTS OF DELRAY BEACH FL LLC	3	133	9	6%	145
CRYSTAL RIVER HEALTH & REHAB		144			144
NCRNC INC		140	4	3%	144
PALM BEACH COUNTY HEALTH DEPT LAB	4	134	6	4%	144
SUMMERFIELD EMERGENCY ROOM		108	36	25%	144
PATHWAY PHARMACY		115	29	20%	144
MILLENNIUM LAB SERVICES			143	100%	143
JEFFERY WEINZWEIG		2	141	99%	143
BROOKDALE PENSACOLA		142	1	1%	143
BROOKDALE CAPE CORAL		143			143
ADVENTHEALTH CENTRA CARE PONCIANA	1	81	61	43%	143
WALGREENS 6221		126	17	12%	143
PHYSICIAN PARTNERS PERRY		81	62	43%	143
Quail Run Health Care Center		143			143
VENICE REGIONAL BAYFRONT HEALTH (PULMONARY)		126	16	11%	142
WRIGHTS HEALTH CARE AND REHABILITATION CENTER		112	30	21%	142
SUNNY HILLS ALF OF SEBRING INC		131	11	8%	142
The Crossroads		141	1	1%	142
PORT ST LUCIE REHABILITATION AND HEALTHCARE		98	43	30%	141
OAKS OF KISSIMMEE HEALTH AND REHABILITATION CENTER		138	3	2%	141
UNIVERSITY OF CENTRAL FLORIDA HEALTH SERVICES		141			141
VIPEDIATRICS PLLC		129	12	9%	141
NOVARI CARE LLC		97	44	31%	141
UNITED CLINICAL LABORATORIES		132	9	6%	141
FHMG-FLORIDA HOSPITAL MEDICAL GROUP		119	22	16%	141
CROSSWINDS HEALTH AND REHABILITATION CENTER	1	138	2	1%	141
ELLENTON PEDIATRICS PA		129	11	8%	140
LABCORP BURLINGTON		109	31	22%	140
JACKSONVILLE UNIVERSITY	1	128	11	8%	140
GRAVITY DIAGNOSTICS, LLC		36	104	74%	140
WEDGEWOOD HEALTHCARE CENTER		92	48	34%	140
FAMILY EXTENDED CARE OF CENTRAL TAMPA		121	18	13%	139
PALM BEACH COUNTY FIREFIGHTERS HEALTH CLINIC, LLC		111	28	20%	139
Gulf Coast Healthcare (Longwood Health and Rehab		118	21	15%	139
SUNY UPSTATE MEDICAL UNIVERSITY		132	7	5%	139
MEDICATION ROOMS-CSU/CI NURSE STATION	1	128	10	7%	139
AMERICAN PATHOLOGY PARTNERS		136	2	1%	138
Hampton Court Nursing and Rehabilitation Center		136	2	1%	138
LabCorp L#09258090 M#09258105		74	64	46%	138
ADVENT HEALTH CENTRA CARE - DELAND		28	109	80%	137
PPC-LAB EDI ORCHARD BI		129	8	6%	137
ADVENT HEALTH CENTRA CARE - CITRUS PARK		9	128	93%	137

COVID-19: testing by laboratory

Data through Feb 22, 2021 verified as of Feb 23, 2021 at 09:25 AM

Data in this report are provisional and subject to change.

The numbers in the table below represent the number of Florida and non-Florida residents for whom test results were received by the Department of Health. A person can be tested by more than one laboratory and can have both positive and negative results. **Therefore, the sum of the numbers in each column will be larger than the total number of people tested.**

Reporting lab	Inconclusive	Negative	Positive	Percent positive	Total
MANOR AT BLUEWATER BAY		131	6	4%	137
DAYSPRING VILLAGE		115	22	16%	137
HIGHLANDS LAKE CENTER		134	3	2%	137
VILLAGE PLACE NH LLC□		112	24	18%	136
DOLPHIN POINTE HEALTH CARE LLC		118	18	13%	136
CHARTER SENIOR LIVING OF PANAMA CITY BEACH		115	21	15%	136
SONATA COCONUT CREEK	2	111	23	17%	136
SONATA DELRAY BEACH		125	11	8%	136
CRANE CENTER		105	31	23%	136
ADVENT HEALTH CENTRA CARE - ORANGE CITY	1	53	81	60%	135
JUNO DERMATOLOGY LLC		122	13	10%	135
HIALEAH SHORES NURSING AND REHAB CENTER		127	8	6%	135
LONGWOOD HEALTH AND REHABILITATION CENTER		124	11	8%	135
IRL MARKET LAB ALACHUA		104	31	23%	135
NO FLORIDA PEDIATRICS, PA - BRADFORD		112	23	17%	135
CLARE BRIDGE OF CAPE CORAL	1	134			135
SEAVIEW NURSING AND REHABILITATION CENTER		134	1	1%	135
PEDIATRIC CARE CENTER		135			135
FLORIDA DEPARTMENT OF HEALTH IN TAYLOR COUNTY	1	94	40	30%	135
NURSING PLUS OF BROWARD LLC		120	15	11%	135
JACKSON COUNTY HEALTH DEPARTMENT		95	39	29%	134
ADVENTHEALTH HOSPICE CARE CENTRAL FLORIDA		132	2	1%	134
WHITE WILSON MEDICAL CENTER IMMEDIATE CARE		31	103	77%	134
REGENCY PARK		116	18	13%	134
MARTIN ACQUISITION 1 LLC DBA		121	13	10%	134
MV MEDICAL PRACTICE DBA PRIMARY URGENT CARE		127	7	5%	134
RDV SPORTSPLEX PEDIATRICS		113	21	16%	134
NAPHCARE, INC AT MANATEE COUNTY JAIL		109	25	19%	134
ADVANCED MEDICAL CENTER		86	48	36%	134
DOCTOR'S IN HOUSE LABORATORY		18	116	87%	134
MILLENNIUM PHYSICIAN GROUP LLC		114	20	15%	134
VILLAGE PEDIATRICS LLC		109	25	19%	134
QUEENS HOSPITAL CENTER	1	124	8	6%	133
NEMOURS CHILDREN'S URGENT CARE		80	53	40%	133
FORT WALTON REHABILITATION CENTER		96	37	28%	133
STEWART MEDICAL GROUP		34	99	74%	133
DESOTO PALMS ALF		128	5	4%	133
LAKE REGIONAL URGENT CARE		9	123	93%	132
THE REHABILITATION CENTER OF LAKE CITY		127	5	4%	132
GRAVITY DIAGNOSTICS		45	87	66%	132
NAVARRE GARDENS LLC		107	25	19%	132
SIGNATURE HEALTHCARE OF ORANGE PARK		129	3	2%	132
ALL FLORIDA FAMILY AND SPORTS MEDICINE		114	18	14%	132
INTEGRATED REGIONAL LABORATORIES		119	12	9%	131
CITRUS MEMORIAL HOSPITAL			131	100%	131
THE WELLNESS CENTER AT LAKEWOOD RANCH		43	88	67%	131
COLLIER URGENT CARE CENTERS CREEKSIDE		120	10	8%	130

COVID-19: testing by laboratory

Data through Feb 22, 2021 verified as of Feb 23, 2021 at 09:25 AM

Data in this report are provisional and subject to change.

The numbers in the table below represent the number of Florida and non-Florida residents for whom test results were received by the Department of Health. A person can be tested by more than one laboratory and can have both positive and negative results. **Therefore, the sum of the numbers in each column will be larger than the total number of people tested.**

Reporting lab	Inconclusive	Negative	Positive	Percent positive	Total
WEST COAST FAMILY MEDICAL CARE		100	30	23%	130
DB MD		116	14	11%	130
CENTRACARE		17	113	87%	130
STERLING HOUSE OF WINTER HAVEN		127	3	2%	130
VILLA MARIA WEST SKILLED NURSING FACILITY		122	7	5%	129
TRI-COUNTY NURSING HOME		117	12	9%	129
LORI MCAULIFFE MD PA		109	20	16%	129
SOUTH CAMPUS FACILITY INC		122	7	5%	129
BMHSI-AEL MICROBIOLOGY LABORATORY	2	102	25	19%	129
AZALEA TRACE PHYSICIAN SERVICES		128	1	1%	129
CARENOW URGENT CARE - LAKE MARY			129	100%	129
CLEARWATER STATMED QUICK QUALITY CLINICS		38	90	70%	128
CARENOW LAKE MARY			128	100%	128
ADVENTHEALTH EXPRESS CARE AT WESLEY CH		114	13	10%	127
SHOAL CREEK REHABILITATION CENTER		85	42	33%	127
LIFE CARE CENTER OF ALTAMONTE SPRINGS		102	25	20%	127
GESSLER CLINIC PA		98	29	23%	127
Kindred Hospital South Florida Hollywood SNU		120	7	6%	127
FINNISH AMERICAN REST HOME-ALF		125	2	2%	127
QUICK CARE MED PL CR		80	46	37%	126
WILLOW BROOKE COURT AT AZALEA TRACE		126			126
HILLSBOROUGH COUNTY DEVELOPMENTAL CTR	1	117	8	6%	126
ST VINCENT'S AMBULATORY CARE INC DBA	2	106	18	14%	126
PROVISTA DIAGNOSTICS, INC		123	3	2%	126
ST AUGUSTINE HEALTH & REHAB CENTER		125	1	1%	126
WINDSOR OF LAKEWOOD RANCH,THE		123	2	2%	125
Lakeside Nursing and Rehabilitation Center	1	99	25	20%	125
HARBORCHASE OF VERO BEACH	1	109	15	12%	125
FOUNTAINS OF HOPE LLC, THE		124	1	1%	125
THE CLUB AND REHABILITATION CENTER		123	1	1%	124
KINDRED HOSPITAL-BAY AREA-ST PETERSBURG LAB	1	117	6	5%	124
MAINSTREAM DIAGNOSTIC LABORATORY LLC		108	16	13%	124
ARBOR GLEN AT ARBOR TRACE	2	113	9	7%	124
MANOR CARE OF PALM HARBOR		123	1	1%	124
CARE CENTERS OF NASSAU		121	3	2%	124
ARDEN COURTS OF FORT MYERS		121	3	2%	124
TGH URGENT CARE - SEMINOLE			123	100%	123
ISLAND HEALTH AND REHABILITATION CENTER		122	1	1%	123
PARTICLE THEORY LABS		114	9	7%	123
ANCHOR CARE AND REHABILITATION CENTER		122	1	1%	123
TUSCAN ISLE CHAMPIONSGATE OP CO LLC		121	2	2%	123
VENICE REGIONAL MEDICAL CENTER BAYFRONT HEALTH		53	70	57%	123
AMERICAN HOUSE-BONITA SPRINGS		121	1	1%	122
The Crossings		120	2	2%	122
ADVENT HEALTH CENTRA CARE - BRANDON		31	91	75%	122
COQUINA CENTER		119	3	2%	122
PROMPT CARE OF CENTRAL FLORIDA			122	100%	122

COVID-19: testing by laboratory

Data through Feb 22, 2021 verified as of Feb 23, 2021 at 09:25 AM

Data in this report are provisional and subject to change.

The numbers in the table below represent the number of Florida and non-Florida residents for whom test results were received by the Department of Health. A person can be tested by more than one laboratory and can have both positive and negative results. **Therefore, the sum of the numbers in each column will be larger than the total number of people tested.**

Reporting lab	Inconclusive	Negative	Positive	Percent positive	Total
PBC FIREFIGHTER BENEFIT FUND WELLNESS CENTER		94	28	23%	122
JUPITER MEDICAL CENTER URGENT CARE - STUART		90	32	26%	122
CLINICA HISPANA		1	121	99%	122
FLORIDA HEALTH CARE PLANS INC		1	121	99%	122
AMERICAN FAMILY MEDICAL LLC		84	38	31%	122
ALLCARE MEDICAL CENTERS PC		100	22	18%	122
NORTH FL SOUTH GA HCS-MALCOM RANDALL VAMC			122	100%	122
SEA PINES REHABILITATION HOSPITAL		120	1	1%	121
HOSPICE OF THE FLORIDA SUNCOAST,THE		121			121
FAWCETT MEMORIAL HOSPITAL LABORATORY			121	100%	121
STAR CARE		104	17	14%	121
PARKVIEW HEALTH		121			121
IQBAL A FARUQUI MD		88	32	27%	120
FLORIDA DEPARTMENT OF HEALTH IN LAKE COUNTY	1	78	41	34%	120
The Ponce Therapy Care Center		116	4	3%	120
URGENT CARE TCMA			120	100%	120
MEYER PEDIATRICS		107	13	11%	120
METROPOLITAN HOSPITAL CENTER		116	4	3%	120
BROOKDALE JENSEN BEACH		117	3	3%	120
SONNIS PEDIATRICS PA		107	12	10%	119
ISLAND URGENT CARE PLLC DBA AFC URGENT CARE		118	1	1%	119
BOSTON RED SOX CLUB LP		117	2	2%	119
WILLOWBROOKE COURT AT ST ANDREWS ESTATES		114	5	4%	119
MATHISON RETIREMENT COMMUNITY		114	5	4%	119
PALMS FACILITY INC		104	15	13%	119
MINUTECLINIC DIAGNOSTIC OF RHODE ISLAND, LLC #729		114	4	3%	118
COASTAL HEALTH AND REHAB		110	8	7%	118
RDX BIOSCIENCE		60	58	49%	118
PSL NAPLES BH OPERATIONS, LLC		118			118
THREE OAKS PHARMACY INC		105	12	10%	117
BELVEDERE COMMONS OF FORT WALTON BEACH		107	10	9%	117
CHERRY OAK PALM BEACH COUNTY		111	6	5%	117
MED COMP SCIENCES		1	116	99%	117
NEIGHBORHOOD MEDICAL CENTER		112	5	4%	117
Avante at Melbourne		116	1	1%	117
SH HERON EAST LLC		103	14	12%	117
SPRING HAVEN RETIREMENT	1	116			117
LEE COUNTY SCHOOL DISTRICT	1	108	7	6%	116
JUPITER MEDICAL CENTER URGENT CENTER		85	31	27%	116
WINDERMERE MEDICAL CENTER		112	4	3%	116
PANAMA PHARMACY	3	95	17	15%	115
CITRUS MEMORIAL HEALTH SYSTEM LAB		2	113	98%	115
TIFFANY HALL NURSING AND REHAB CENTER		106	9	8%	115
DIAGNOSTIC LABORATORY OF OKLAHOMA		92	23	20%	115
BROOKDALE COLONIAL PARK	2	112	1	1%	115
WALTON PLACE		115			115
SUNFLOWER SPRINGS ASSISTED LIVING		105	10	9%	115

COVID-19: testing by laboratory

Data through Feb 22, 2021 verified as of Feb 23, 2021 at 09:25 AM

Data in this report are provisional and subject to change.

The numbers in the table below represent the number of Florida and non-Florida residents for whom test results were received by the Department of Health. A person can be tested by more than one laboratory and can have both positive and negative results. **Therefore, the sum of the numbers in each column will be larger than the total number of people tested.**

Reporting lab	Inconclusive	Negative	Positive	Percent positive	Total
ELAN BUENA VISTA		97	17	15%	114
EAST NEW YORK DIAGNOSTIC AND TREATMENT		108	6	5%	114
HOBDAIR FAMILY HEALTH LLC		79	35	31%	114
BROWARD HEALTH CORAL SPRINGS EPIDEMIOLOGY DEPT		1	113	99%	114
WILLISTON PEDIATRICS PA		91	22	19%	113
RESEARCH CENTERS OF AMERICA, LLC		92	21	19%	113
CABANA AT JENSEN DUNES, THE		110	3	3%	113
TREASURE COAST MEDICAL ASSOCIATES		4	109	96%	113
Courtyards of Orlando Care Center		101	12	11%	113
SACRED HEART HEALTH SYSTEM INC		87	25	22%	112
ADVENTHEALTH MEDICAL GROUP FAMILY MEDICINE AT		88	24	21%	112
ALLIED HEALTH FORT PIERCE		112			112
Sandy Ridge Center for Rehabilitation and Healing		91	21	19%	112
NADAL PEDIATRICS		86	25	23%	111
PHYSICIANS REGIONAL CLINIC		82	29	26%	111
A PLUS PEDIATRICS		96	15	14%	111
MCW MENTAL HEALTH LLC		109	2	2%	111
CLEVELAND CLINIC FOUNDATION		12	99	89%	111
GEORGE SAFRAN MD PC		99	11	10%	110
LAKE HOUSE ASSISTED LIVING		93	17	15%	110
NORTH BEACH REHABILITATION CENTER		108	2	2%	110
THE COURTYARD ASSISTED LIVING		106	4	4%	110
MONTEFIORE MEDICAL CENTER LABORATORIES - MOSES		100	10	9%	110
JEFFERSON COUNTY HEALTH DEPARTMENT-MONTICELLO		80	30	27%	110
ARBOR TERRACE ORTEGA LLC	2	105	2	2%	109
RIVERSIDE RECOVERY OF TAMPA		108	1	1%	109
PROFESSIONAL URGENT CARE SERVICES		77	32	29%	109
MG PORT CHARLOTTE II SUBTENANT LLC		98	11	10%	109
CCS - PAUL REIN DETENTION FACILITY		81	28	26%	109
SMILEY MEDICAL GROUP		80	29	27%	109
TRADITION MEDICAL CENTER LABORATORY		48	61	56%	109
TGH URGENT CARE - TYRONE		2	107	98%	109
VITAS HEALTHCARE CORPORATION OF FLORIDA		106	3	3%	109
Mt Sinai Aventura			108	100%	108
UNIVERSITY MEDICAL CENTER SUITES		95	13	12%	108
EVANS HEALTH CARE		106	2	2%	108
BENTON HOUSE AT OAKLEAF		79	28	26%	107
MEASE COUNTRYSIDE HOSPITAL		1	106	99%	107
EMBRY RIDDLE AERONAUTICAL UNIVERSITY HEALTH SERVICES		1	106	99%	107
NAVY HOSPITAL			107	100%	107
BAY VIEW HEALTHCARE		85	22	21%	107
GRAND OAKS HEALTH & REHABILITATION		106	1	1%	107
WESTWOOD NURSING & REHAB		74	33	31%	107
L&S SENIOR CARE DBA ARCADIA OAKS	4	101	1	1%	106
MD 365 MEDICAL CARE		105	1	1%	106
NORTH FLORIDA EVALUATION AND TREATMENT CENTER	2	99	5	5%	106
ELMCROFT OF BELLA VITA		98	8	8%	106

COVID-19: testing by laboratory

Data through Feb 22, 2021 verified as of Feb 23, 2021 at 09:25 AM

Data in this report are provisional and subject to change.

The numbers in the table below represent the number of Florida and non-Florida residents for whom test results were received by the Department of Health. A person can be tested by more than one laboratory and can have both positive and negative results. **Therefore, the sum of the numbers in each column will be larger than the total number of people tested.**

Reporting lab	Inconclusive	Negative	Positive	Percent positive	Total
HEART OF FLORIDA REGIONAL MED CTR		35	71	67%	106
MINUTECLINIC LLC #4987		92	14	13%	106
HEALTHPOINT MED GRP OF THE EMERALD COAST LLC		81	25	24%	106
BIODESIX, INC.		79	27	25%	106
SOLARIS SENIOR LIVING OF MERRITT ISLAND		102	3	3%	105
MEDICAL CONSULTANTS OF FLORIDA DBA	1	90	14	13%	105
PICH KTM CORP DBA MEDTOWN PHARMACY		89	16	15%	105
VISTA MANOR		92	12	12%	104
GRANDE, THE	2	98	4	4%	104
Summit Medical Group		95	9	9%	104
ADVENT HEALTH - PALM HARBOR ER		77	26	25%	103
PINELLAS CARE CENTER		76	27	26%	103
VIERA DEL MAR HEALTH AND REHABILITATION CENTER		99	4	4%	103
North Lake Care Center		102	1	1%	103
UNIVERSITY HEALTH SYSTEM INC		93	10	10%	103
PREDICTIVE LABORATORIES, INC	1	90	12	12%	103
WALGREENS 4915		92	11	11%	103
WELLNOW URGENT CARE PC		102			102
SOUTH BALDWIN MEDICAL CENTER GULF SHORES		81	21	21%	102
ALL MY KIDS PEDIATRICS INC		75	27	26%	102
D PEDIATRICS		90	12	12%	102
FLAGLER COLLEGE HEALTH SERVICES		74	28	27%	102
CLERMONT URGENT CARE			102	100%	102
MAGNOLIA MEDICAL CLINIC		11	91	89%	102
JPR URGENT MEDICAL CARE		100	2	2%	102
HOSPICE OF THE TREASURE COAST		99	3	3%	102
KINDRED HOSPITAL MELBOURNE	1	98	3	3%	102
FAMILY MEDICAL CARE OF PALM BEACH		41	60	59%	101
CLEAR MOLECULAR	2	97	2	2%	101
APLS SERVICES LLC D/B/A CLEAR DIAGNOSTICS	10	91			101
HOSPICE OF THE EMERALD COAST INC - PANAMA CITY	2	92	7	7%	101
AMERICAN HOUSE COCONUT POINT		88	13	13%	101
DOUGLAS T JACOBSON STATE VETERANS HOME		100			100
MY CLINICAL LAB INC		17	83	83%	100
Centre Pointe Health and Rehabilitation Center		89	11	11%	100
LATE HOURS URGENT CARE		58	42	42%	100
DIATHERIX LABORATORIES		60	40	40%	100
Consulate Health Care of Port Charlotte		98	2	2%	100
PINELLAS COUNTY JAIL			99	100%	99
ARIZONA DEPARTMENT OF HEALTH SERVICES		5	94	95%	99
CAREATC CITY OF TAMPA		78	21	21%	99
CENTRAL FLORIDA HEALTH CARE		47	52	53%	99
URINEGOODHANDS LLC		96	2	2%	98
ISLAND DOCTORS		12	86	88%	98
LANDMARK, THE		48	50	51%	98
FLORIDA COMMUNITY HEALTH CENTERS INC			98	100%	98
GLOBAL CENTRAL LABS AT PPD	2	88	8	8%	98

COVID-19: testing by laboratory

Data through Feb 22, 2021 verified as of Feb 23, 2021 at 09:25 AM

Data in this report are provisional and subject to change.

The numbers in the table below represent the number of Florida and non-Florida residents for whom test results were received by the Department of Health. A person can be tested by more than one laboratory and can have both positive and negative results. **Therefore, the sum of the numbers in each column will be larger than the total number of people tested.**

Reporting lab	Inconclusive	Negative	Positive	Percent positive	Total
WHITE PLAINS HOSPITAL CENTER LAB		94	4	4%	98
PLAZA OF HALLANDALE BEACH		98			98
VIERA HOSPITAL			98	100%	98
CHARLES CROFT MD	1	96	1	1%	98
FHMG LAKE MARY PEDS		84	14	14%	98
SEMINOLE COUNTY HEALTH DEPARTMENT		79	19	19%	98
WESTCHESTER MEDICAL CENTER		95	3	3%	98
ST MARK ASSISTED LIVING CENTER	1	85	12	12%	98
Cross Landings Health and Rehabilitation		97	1	1%	98
KINDRED HOSPITAL SOUTH FLORIDA		96	2	2%	98
VILLAS OF HOLLY BROOK - BRADENTON 14TH		97			97
SEMINOLE SPORTS AND FAMILY MEDICINE		86	11	11%	97
KINDRED HOSPITAL - SOUTH FLORIDA		95	2	2%	97
GULFCOAST PEDIATRICS		90	7	7%	97
HEALTH CENTERS AT BRENTWOOD		96	1	1%	97
J FRANK AVEY MD		77	20	21%	97
ARBOR TRAIL		77	20	21%	97
RIDGEWOOD DIAGNOSTIC LABORATORY		92	5	5%	97
PRIME HEALTH OF NORTH PORT LLC		85	11	11%	96
BAYSHORE MEMORY CARE		96			96
HIGHLANDS MEDICAL CENTER		93	3	3%	96
CCS - BROWARD COUNTY JAIL		90	6	6%	96
CAREMOUNT MEDICAL - PATHOLOGY		92	4	4%	96
MACADAMS HOME HEALTH AGENCY		95	1	1%	96
MARKET STREET VIERA		95	1	1%	96
PEDIATRIC ASSOCIATES ORLANDO		82	14	15%	96
PruittHealth Fleming Island		83	12	13%	95
CROSS CITY REHABILITATION AND HEALTH CARE CENTER		72	23	24%	95
SIGNATURE HEALTHCARE OF PORT CHARLOTTE		88	7	7%	95
SUNLIFE PHARMACY		90	5	5%	95
DEVANSH LAB WERKS INC		79	16	17%	95
THE TERRACE OF KISSIMMEE		80	15	16%	95
FIRSTCARE CLINIC		43	52	55%	95
PEDIATRIC CARE CENTER- JACKSONVILLE BEACH		67	28	29%	95
FLORIDA MEDICAL CLINIC LLC		52	42	45%	94
DIAGNOSTIC SOLUTIONS		3	91	97%	94
MIAMI BEACH COMMUNITY HEALTH CENTER		1	93	99%	94
CONSULATE HEALTH CARE OF SARASOTA	1	93			94
325TH MEDICAL GROUP		83	11	12%	94
ORLANDO LUTHERAN TOWERS ASSISTED LIVING		94			94
A2Z DIAGNOSTICS		92	1	1%	93
ROHR HOME		90	3	3%	93
ADVENTHEALTH MEDICAL GROUP PRIMARY CARE		89	4	4%	93
PENNSYLVANIA DEPT OF HEALTH		21	72	77%	93
ST PETERSBURG PEDIATRICS-MLK JUNIOR BLVD		85	8	9%	93
Golfview Healthcare Center		90	3	3%	93
ALTERNATIVE LIVING, INC DBA TWIN CITIES PAVILION		91	2	2%	93

COVID-19: testing by laboratory

Data through Feb 22, 2021 verified as of Feb 23, 2021 at 09:25 AM

Data in this report are provisional and subject to change.

The numbers in the table below represent the number of Florida and non-Florida residents for whom test results were received by the Department of Health. A person can be tested by more than one laboratory and can have both positive and negative results. **Therefore, the sum of the numbers in each column will be larger than the total number of people tested.**

Reporting lab	Inconclusive	Negative	Positive	Percent positive	Total
HURLBURT FIELD CLINIC		39	54	58%	93
KALEIDA HEALTH CENTER FOR LABORATORY		87	6	6%	93
SEVEN HILLS HEALTH AND REHABILITATION CENTER		76	16	17%	92
HARBORCHASE OF NAPLES		79	13	14%	92
KINDRED HOSPITAL NORTH FLORIDA	3	84	5	5%	92
PEDIATRIC ASSOCIATES AT ARGYLE PA		86	6	7%	92
MINNESOTA TWINS		87	5	5%	92
DAYSPRING SENIOR LIVING LLC		90	2	2%	92
KORGENE LAB	1	23	68	74%	92
ADVENT HEALTH CENTRA CARE - WATERMAN		79	13	14%	92
HAZELDEN FLORIDA	1	87	3	3%	91
SUNSHINE GARDENS		90	1	1%	91
HEARTLAND PHARMACY LAKE PLACID, INC		66	25	27%	91
BAHIA OAKS LODGE		85	6	7%	91
HERON CLUB AT PRESTANCIA		89	2	2%	91
Peninsula Care and Rehab		79	12	13%	91
QPS, LLC		87	3	3%	90
KEYS MEDICAL GROUP			90	100%	90
SUMMIT MEDICAL GROUP PA		81	9	10%	90
JOHN KNOX VILLAGE OF FLORIDA ALF	1	85	4	4%	90
MAGNOLIA DIAGNOSTIC		2	88	98%	90
NORTH FLORIDA SPINE AND WELLNESS		69	20	22%	89
ESCAMBIA COUNTY JAIL	1	62	26	29%	89
F&T MEDICAL RESEARCH, INC		89			89
STUART LODGE LIVING LLC		66	23	26%	89
LIFE BRITE		73	16	18%	89
PALMS EDGE	1	81	6	7%	88
OPPENHEIMER PLASTIC SURGERY LLC		83	5	6%	88
SENIOR LIVING VII TAMPA LLC	1	78	9	10%	88
LECONTE MEDICAL CENTER LAB		70	18	20%	88
AVERO DIAGNOSTICS		64	24	27%	88
RITE MEDICAL CARE PC		87	1	1%	88
Oakhurst Center		81	7	8%	88
FREEDOM INN AT TARPON SPRINGS		81	7	8%	88
LABCORP RTP		34	54	61%	88
QUALITY URGENT CARE AND WELLNESS PL	2	55	31	35%	88
PANCARE HEALTH GULF COUNTY		62	26	30%	88
VITAS HEALTHCARE		78	10	11%	88
GOVERNOR'S CREEK HEALTH & REHABILITATION		87	1	1%	88
ATRIUM AT LIBERTY PARK		84	4	5%	88
LAKE GIBSON VILLAGE, LLC		85	3	3%	88
ARBOR TERRACE SAN JOSE LLC	3	83	2	2%	88
BRANDON HEALTH AND REHABILITATION CENTER	1	85	1	1%	87
EC OPCO CARROLLWOOD LLC		81	6	7%	87
CENTURY CENTER FOR REHABILITATION & HEALING		69	18	21%	87
CVS		21	66	76%	87
PACIFIC ANALYTICS			87	100%	87

COVID-19: testing by laboratory

Data through Feb 22, 2021 verified as of Feb 23, 2021 at 09:25 AM

Data in this report are provisional and subject to change.

The numbers in the table below represent the number of Florida and non-Florida residents for whom test results were received by the Department of Health. A person can be tested by more than one laboratory and can have both positive and negative results. **Therefore, the sum of the numbers in each column will be larger than the total number of people tested.**

Reporting lab	Inconclusive	Negative	Positive	Percent positive	Total
Crystal Health & Rehab Center		80	6	7%	86
PENSACOLA DEVELOPMENTAL CENTER		67	19	22%	86
SOUTH GEORGIA MEDICAL CENTER		48	38	44%	86
PEDIATRICS IN BREVARD PA- ROCKLEDGE		54	32	37%	86
STATMED OCALA		60	26	30%	86
MINUTECLINIC DIAGNOSTIC OF SOUTH CAROLINA, LLC		70	16	19%	86
DELAND WELLNESS CENTER			86	100%	86
NSPIRE HEALTHCARE TAMARAC		80	6	7%	86
DISCOVERY VILLAGE AT THE FORUM		86			86
NORTH SHORE MEDICAL LABS	1	78	7	8%	86
CALADIUM PEDIATRICS		78	8	9%	86
East Bay Rehabilitation Center		52	34	40%	86
WALGREENS #12673		82	3	4%	85
W. FRANK WELLS NURSING HOME		84	1	1%	85
AVANTE AT OCALA INC		55	30	35%	85
LIFE CARE CENTER OF JACKSONVILLE□		64	21	25%	85
SURFSIDE URGENT CARE		69	16	19%	85
ADVANCED EMURGENT CARE		27	58	68%	85
MIAMI SHORES NURSING & REHAB		85			85
ERIE COUNTY MEDICAL CTR CLINICAL LABS		81	4	5%	85
PINES OF SARASOTA GARDEN		84			84
MICRO PATH LABORATORIES INC		82	2	2%	84
CLYDE E LASSEN STATE VETERANS NURSING HOME		59	25	30%	84
BAPTIST MEDICAL CENTER SOUTH		68	16	19%	84
HOSPICE OF MARTIN & ST LUCIE, INC		81	3	4%	84
MACKOUL PEDIATRICS FORT MYERS		69	15	18%	84
ARDEN COURTS OF LELY PALMS□		82	2	2%	84
STONY BROOK UNIVERSITY MEDICAL CENTER		70	14	17%	84
HAWTHORN HOUSE□		70	14	17%	84
SANIBEL INTERNAL MEDICINE, LLC		81	3	4%	84
NITE LITE PEDIATRICS – JACKSONVILLE		76	8	10%	84
LABCORP EMPLOYER SERVICES		82	1	1%	83
Baldwin Pediatrix		73	10	12%	83
LABFIRST - DEPARTMENT OF PATHOLOGY		79	4	5%	83
LAFAYETTE NURSING AND REHABILITATION CENTER		81	2	2%	83
ARBOR OAKS AT TYRONE	8	71	3	4%	82
LAB		29	53	65%	82
MINUTECLINIC DIAGNOSTIC		76	6	7%	82
ST PETERSBURG PEDIATRICS-SEMINOLE		70	12	15%	82
THE PAVILION FOR HEALTH CARE		72	10	12%	82
EAST ALABAMA MEDICAL CENTER LABORATORY		70	12	15%	82
PORT CHARLOTTE REHABILITATION CENTER		69	13	16%	82
CANOPY ON BERRYHILL, THE		51	31	38%	82
GRAND OAKS OF JENSEN BEACH LLC□		81	1	1%	82
Lexington Health and Rehabilitation Center		82			82
HUNTSVILLE HOSPITAL LABORATORY		56	25	31%	81
BRILLIANCE ASSISTED LIVING		64	17	21%	81

COVID-19: testing by laboratory

Data through Feb 22, 2021 verified as of Feb 23, 2021 at 09:25 AM

Data in this report are provisional and subject to change.

The numbers in the table below represent the number of Florida and non-Florida residents for whom test results were received by the Department of Health. A person can be tested by more than one laboratory and can have both positive and negative results. **Therefore, the sum of the numbers in each column will be larger than the total number of people tested.**

Reporting lab	Inconclusive	Negative	Positive	Percent positive	Total
MOOSEHAVEN LIFE CARE CENTER		81			81
SEMINOLE TRIBE OF FLORIDA		64	17	21%	81
LAKELAND REGIONAL HEALTH LAKE MIRIAM		41	40	49%	81
BIO-TECH CLINICAL LABORATORIES		41	40	49%	81
CARE CENTERS OF NASSAU, LLC - HENDRICKS RD		81			81
NEW SMYRNA BEACH URGENT CARE			80	100%	80
EPWORTH VILLAGE RETIREMENT COMMUNITY		80			80
GIBBENS FAMILY MEDICAL, LLC		62	18	23%	80
WINDSOR OAKS		79	1	1%	80
MEMORY CARE OF NAPLES		80			80
ASHRAF MEDICAL GROUP PLLC DBA PULSE MD		77	3	4%	80
CBS LABS OF TAMPA LLC		3	76	96%	79
VETERANS AFFAIRS MEDICAL CENTER - PALO ALTO		28	51	65%	79
A COUNTRY PLACE ASSISTED LIVING FACILITY		77	2	3%	79
SONATA WEST		77	2	3%	79
BALMORAL TENANT SERVICES INC	1	43	35	44%	79
LONG TERM CARE OF JAY, LLC		58	21	27%	79
CATHOLIC HEALTH SYSTEM DEPT LABORATORY		77	2	3%	79
EDGEWATER AT WATERMAN VILLAGE		78	1	1%	79
PLYMOUTH HOME FOR ADULTS, INC.	8	70	1	1%	79
ATMORE COMMUNITY HOSPITAL LABORATORY		56	22	28%	78
UNIVERSTIY CENTER MEDICAL LLC DBA	1	73	4	5%	78
LAKE MORTON PLAZA□		75	3	4%	78
HEARTLAND HEALTHCARE AND REHAB CENTER		56	22	28%	78
CHAMBREL AT ISLAND LAKE		75	3	4%	78
Madison Health and Rehabilitation Center		42	36	46%	78
MD 365 MEDICAL CARE PLLC		78			78
ACE BIOMEDICAL LABS LLC		65	13	17%	78
TRUE NORTH HEALTH NAVIGATION LLC DBA DISPATCHHEALTH	1	60	16	21%	77
ORANGE CITY NURSING AND REHAB		75	2	3%	77
DEBARY HEALTH AND REHABILITATION CENTER		75	2	3%	77
BEACHES PEDIATRICS PA		72	5	6%	77
PARK OF THE PALMS INC		77			77
DYNAMIC MEDICAL USA			76	100%	76
ROSECASTLE AT DELANEY CREEK		75	1	1%	76
ST JOSEPH'S HOSPITAL LABORATORY			76	100%	76
BAYCARE HEALTH SYSTEMS		2	74	97%	76
CENTRAL BALDWIN IMMEDIATE CARE & FAMILY PRACTICE		58	18	24%	76
S-H THIRTY-FIVE OPCO- PORT ST LUCIE, LLC	1	75			76
NORTH PORT REHABILITATION AND NURSING CENTER□		75	1	1%	76
WINDSOR REFLECTIONS		75	1	1%	76
WALGREENS 9627		70	6	8%	76
CLINICAL PATHOLOGY ASSOCIATES-SONIC REFERENCE LAB		76			76
BRADEN RIVER REHABILITATION CENTER LLC		76			76
EXPERTUS LABORATORIES INC		24	52	68%	76
PROMEDICA LABORATORIES		21	54	72%	75
HEALTH FIRST - PALM BAY HOSPITAL		2	73	97%	75

COVID-19: testing by laboratory

Data through Feb 22, 2021 verified as of Feb 23, 2021 at 09:25 AM

Data in this report are provisional and subject to change.

The numbers in the table below represent the number of Florida and non-Florida residents for whom test results were received by the Department of Health. A person can be tested by more than one laboratory and can have both positive and negative results. **Therefore, the sum of the numbers in each column will be larger than the total number of people tested.**

Reporting lab	Inconclusive	Negative	Positive	Percent positive	Total
CARE RESOURCE COMMUNITY HEALTH CENTERS INC		73	2	3%	75
ADVENTHEALTH EXPRESSCARE		45	30	40%	75
LEE MEMORIAL HEALTH SYSTEM HEALTH FAIR		71	4	5%	75
BAY PINES MEDICAL ASSOCIATES		1	74	99%	75
BOND CLINIC PA		43	32	43%	75
MOBILE PHYSICIAN SERVICES INC		67	8	11%	75
TURNING POINT OF TAMPA		69	6	8%	75
HUNTINGTON HOSPITAL LABORATORY		71	3	4%	74
LENOX HILL HOSPITAL		68	6	8%	74
BROWARD HEALTH MEDICAL CENTER		3	71	96%	74
LAKE HOWELL FAMILY MEDICINE ASSOCIATES		63	11	15%	74
ST VINCENT'S BIRMINGHAM		68	6	8%	74
BROOKDALE OVIEDO		72	2	3%	74
NOAH CLINICAL LABORATORY		63	11	15%	74
WATERCREST ST LUCIE WEST	1	69	3	4%	73
BLISS HEALTHCARE SERVICES	1	50	22	30%	73
SIMED LABORATORY		57	16	22%	73
LAB PLUS, LLC AT SAINT THOMAS WEST HOSPITAL		59	14	19%	73
BAY REGIONAL URGENT CARE	1	42	30	41%	73
FLORIDA PEDIATRIC GROUP		27	46	63%	73
CONSULATE HEALTH CARE - LAKE MARY		72	1	1%	73
BROWARD HEALTH MEDICAL CENTER CLINICAL LAB			73	100%	73
SCOTT LAKE HEALTH AND REHABILITATION CENTER		71	2	3%	73
EMERALD COAST PEDIATRICS & ADOL		63	9	13%	72
BIOREFERENCE LABORATORIES		9	63	88%	72
HAVEN OF OUR LADY OF PEACE		72			72
TUSCAN ISLE OPERATING COMPANY LLC DBA		69	3	4%	72
CRAIG BERGER MD PL D/B/A BAY AREA EYE INSTITUTE		72			72
AMMON LABS		61	10	14%	71
CORNERSTONE MEDICAL CARE OF BRANDON PL		60	11	15%	71
MINUTECLINIC DIAGNOSTIC OF NORTH CARO		63	8	11%	71
STERLING HOUSE OF TALLAHASSEE	3	62	6	8%	71
ADVANCED LAB		67	4	6%	71
ALTAMONTE PEDIATRIC ASSOCIATES		31	40	56%	71
PANIRA HEALTHCARE CLINIC		2	68	97%	70
CATHOLIC HEALTH SERVICES REGIONAL LAB		63	7	10%	70
QUALITY URGENT CARE AND WELLNESS		40	30	43%	70
SUMMIT AT VENICE	2	63	5	7%	70
SUNCOAST COMMUNITY HEALTH CENTERS PEDIATRICS		21	49	70%	70
Highlands Regional Hospital		63	7	10%	70
Winter Garden Rehab and Nursing Facility		65	5	7%	70
MINUTECLINIC DIAGNOSTIC OF TEXAS, LLC		63	7	10%	70
ADVENT HEALTH - LAKE MARY		60	10	14%	70
NORTH FLORIDA PEDIATRICS		56	14	20%	70
OAK MANOR NURSING HOME		66	4	6%	70
SAN JOSE SENIOR CARE LLC	1	43	25	36%	69
CAN COMMUNITY HEALTH		68	1	1%	69

COVID-19: testing by laboratory

Data through Feb 22, 2021 verified as of Feb 23, 2021 at 09:25 AM

Data in this report are provisional and subject to change.

The numbers in the table below represent the number of Florida and non-Florida residents for whom test results were received by the Department of Health. A person can be tested by more than one laboratory and can have both positive and negative results. **Therefore, the sum of the numbers in each column will be larger than the total number of people tested.**

Reporting lab	Inconclusive	Negative	Positive	Percent positive	Total
JERICO URGENT CARE		66	3	4%	69
HERITAGE HEALTHCARE AND REHABILITATION CENTER		69			69
USF HEALTH MORSANI CENTER		5	64	93%	69
PARKSIDE INN	3	64	2	3%	69
BONITA PHARMACY		66	3	4%	69
FHMG- FLORIDA HOSPITAL MEDICAL GROUP		59	10	14%	69
CP/AIG PENSACOLA DEVELOPMENT LLC		66	3	4%	69
PLANTATION GENERAL HOSPITAL CLINICAL LAB		26	43	62%	69
PENSACOLA PEDIATRICS - PACE		61	8	12%	69
PUBLIC SQUARE PHARMACY LLC		53	16	23%	69
MEMORIAL MANOR		69			69
ESCAMBIA COUNTY JAIL DETENTION DIVISION		66	2	3%	68
SUNCOAST OPTIMAL WELLNESS		23	45	66%	68
FLORIDA DEPARTMENT OF HEALTH IN WALTON COUNTY		55	13	19%	68
ASSOCIATED CLINICAL LABORATORIES		60	8	12%	68
RARITAN BAY PERTH AMBOY		61	7	10%	68
STONY BROOK SOUTHAMPTON		67	1	1%	68
KINDRED AT HOME		59	9	13%	68
HOLMES COUNTY HEALTH DEPARTMENT	1	55	12	18%	68
MINUTECLINIC DIAGNOSTIC OF OHIO LLC		52	16	24%	68
EISENHOWER ARMY MEDICAL CENTER		61	7	10%	68
WALGREENS 2941		65	3	4%	68
EMERALD COAST BEHAVIORAL HOSPITAL		63	5	7%	68
AEL- MEMPHIS		17	51	75%	68
Avante at St Cloud, Inc.		66	2	3%	68
COOPER FAMILY MEDICAL PLLC		50	17	25%	67
LAKE WALES OPERATING GROUP LLC		62	5	7%	67
MD LABS		40	27	40%	67
MEASE MANOR INC		63	4	6%	67
PANCARE HEALTH - MALONE CLINIC		60	7	10%	67
GENPATH			67	100%	67
BROOKDALE BONITA SPRINGS		66	1	1%	67
BIG BOCA SMILES LLC		64	2	3%	66
GV NAPLES OPCO, LLC		65	1	2%	66
BARTRAM CROSSING		66			66
AMERICAN FAMILY MEDICAL		53	13	20%	66
CL BRUMBACK PRIMARY CARE CLINICS		16	50	76%	66
MEDEX MEDICAL EXPRESS OF PALATKA			66	100%	66
AU HEALTH		53	13	20%	66
PALM BEACH ATLANTIC UNIVERSITY		62	4	6%	66
BOND CLINIC DR ELDEEB		35	30	46%	65
TREASURE COAST FORENSIC TREATMENT CTR		44	21	32%	65
MED EXPRESS		6	59	91%	65
INDIGO MANOR		22	43	66%	65
VETERANS AFFAIRS MEDICAL CENTER - GULF COAST		27	38	58%	65
ISLAND COAST PEDIATRICS		58	7	11%	65
MINUTECLINIC DIAGNOSTIC OF SOUTH CARO		54	11	17%	65

COVID-19: testing by laboratory

Data through Feb 22, 2021 verified as of Feb 23, 2021 at 09:25 AM

Data in this report are provisional and subject to change.

The numbers in the table below represent the number of Florida and non-Florida residents for whom test results were received by the Department of Health. A person can be tested by more than one laboratory and can have both positive and negative results. **Therefore, the sum of the numbers in each column will be larger than the total number of people tested.**

Reporting lab	Inconclusive	Negative	Positive	Percent positive	Total
PUTNAM COUNTY SHERIFFS OFFICE		59	6	9%	65
SUMMER VISTA ASSISTED LIVING		38	27	42%	65
BROOKDALE CENTRE POINTE	1	64			65
OKEECHOBEE URGENT CARE		17	48	74%	65
BIOIQ		15	50	77%	65
CRESTVIEW URGENT CARE		3	62	95%	65
TOTAL CARE PLUS LLC			64	100%	64
JACOBI MEDICAL CENTER		60	4	6%	64
TRINITY AL SENIOR HOUSING LLC		45	19	30%	64
BARRY UNIVERSITY STUDENT HEALTH SERVICES		37	27	42%	64
JOSEPH L MORSE GERIATRIC CENTER	2	59	3	5%	64
OUT OF STATE		40	24	38%	64
NXGEN MDX		20	44	69%	64
ADVENT HEALTH CENTRA CARE - WINTER GARDEN		18	46	72%	64
WADSWORTH HEALTH CENTER		61	3	5%	64
NORTH SHORE UNIVERSITY HOSPITAL LABORATORY		58	6	9%	64
NEMOURS CHILDRENS PRIMARY CARE OVIEDO		51	13	20%	64
GREENLEAF ALF		63	1	2%	64
SOMERBY OF SANTA ROSA BEACH		55	9	14%	64
APC PEDIATRICS AT RYE ROAD MEDICAL PARK		63			63
LUTHERAN HAVEN ASSISTED LIVING		63			63
VIERA HEALTH AND REHABILITATION CENTER		62	1	2%	63
BEEHIVE HOMES OF GULF BREEZE		47	16	25%	63
Stratford Court of Palm Harbor		53	10	16%	63
MEDRITE URGENT CARE		52	11	17%	63
MISIR DRUGS LLC		51	12	19%	63
EC OPCO PENSACOLA, LLC		62	1	2%	63
MED ONE AT SAINT AUGUSTINE		33	30	48%	63
G & R HEALTH MART PHARMACY		51	12	19%	63
PRIMECARE AT TWIN LAKES		1	62	98%	63
MEDI CLINIC SARASOTA INC		62	1	2%	63
BISHOP GRADY VILLAS		61	2	3%	63
TITUSVILLE FAMILY PRACTICE		16	47	75%	63
HARBOR BEACH NURSING AND REHABILITATION CENTER		61	2	3%	63
MENORAH HOUSE		61	1	2%	62
OVERLOOK HOSPITAL LABORATORY		57	5	8%	62
LAKELAND REGIONAL HEALTH		38	24	39%	62
SAMFORD UNIVERSITY HEALTH SERVICES		61	1	2%	62
JENNIFER J CHIAVETTA-GRLSANTI DC		49	13	21%	62
BARBARA O'REILLY MD PA		60	1	2%	61
Winter Park Care and Rehab		60	1	2%	61
NOMI HEALTH LAB SERVICES LLC		5	56	92%	61
LAKE CITY VA MEDICAL CENTER			61	100%	61
WASHINGTON REHABILITATION AND NURSING CENTER		51	10	16%	61
EMERALD COAST HOSPICE		60	1	2%	61
AEGIS MEDICAL GROUP		46	15	25%	61
MINUTECLINIC DIAGNOSTIC OF NORTH CAROL		52	9	15%	61

COVID-19: testing by laboratory

Data through Feb 22, 2021 verified as of Feb 23, 2021 at 09:25 AM

Data in this report are provisional and subject to change.

The numbers in the table below represent the number of Florida and non-Florida residents for whom test results were received by the Department of Health. A person can be tested by more than one laboratory and can have both positive and negative results. **Therefore, the sum of the numbers in each column will be larger than the total number of people tested.**

Reporting lab	Inconclusive	Negative	Positive	Percent positive	Total
MENTAL HEALTH CARE INC		52	9	15%	61
WILSON MEMORIAL REGIONAL MEDICAL CENTER		56	4	7%	60
THE PRESERVE AT CLEARWATER		58	2	3%	60
SOUTH LAKE PEDIATRICS		58	2	3%	60
THOMAS INTERNAL MEDICINE		50	10	17%	60
BROOKDALE PALM COAST		60			60
TWIN CREEKS ASSISTED LIVING & MEMORY CARE		57	3	5%	60
BURRY'S PHARMACY INC		36	24	40%	60
ORANGE PARK PEDIATRICS		53	7	12%	60
PEDIATRIC SERVICES OF AMERICA INC		58	2	3%	60
CORAL GABLES HOSPITAL			59	100%	59
INTERNAL LAB		50	9	15%	59
Summit Medical Group, Pa Db a Citymd		53	6	10%	59
ADVENT HEALTH CENTRA CARE - EAST ORLANDO		30	29	49%	59
MILLENIUM PHYSICIANS GROUP		1	58	98%	59
ADVENT HEALTH - PALM COAST		1	58	98%	59
CARDIOLOGY AND MEDICINE ASSOCIATES		43	16	27%	59
FLORIDA HEALTH CARE		8	51	86%	59
WAVE CREST HEALTH AND REHABILITATION CENTER		57	2	3%	59
FERN PARK DEVELOPMENTAL CENTER		5	54	92%	59
CINNAMON COVE ALF		58	1	2%	59
AFTER HOURS PEDIATRICS			59	100%	59
PALM BAY URGENT CARE		28	31	53%	59
RITECARE MED CTR H			59	100%	59
BIOTECH		52	7	12%	59
PENSACOLA PEDIATRICS MILTON		52	6	10%	58
LPG CONVENIENT CARE AT PINE ISLAND ROAD		52	6	10%	58
THE CANOPY AT BERRYHILL		58			58
BOND AND STEELE CLINIC, PA		47	11	19%	58
Margate Health and Rehabilitation Center		56	2	3%	58
HERNANDO COUNTY FIRE RESCUE DISTRICT		25	33	57%	58
HARMONY CLINIC		1	57	98%	58
MICHIGAN DEPARTMENT OF HEALTH AND HUMAN SERVICES	1		57	98%	58
HORIZON ALF		56	1	2%	57
MALCOM RANDALL DEPT OF VAMC			57	100%	57
NORTH FLORIDA MEDICAL CENTER		53	4	7%	57
INNOVATIVE GENOMICS, LLC		38	19	33%	57
ALZHEIMERS CARE CENTER OF VIERA LTD		37	20	35%	57
SOS MOBILE MEDICAL CARE LLC		46	11	19%	57
ASCENSION SACRED HEART BAY LABORATORY		54	3	5%	57
KAPG FLEMING ISLAND SENIOR HOUSING OPCO LLC	1	56			57
FLORIDA MEDICAL CLINIC PA		46	10	18%	56
LIFESTREAM BEHAVIORIAL CENTER		37	19	34%	56
BioReference Laboratories, Inc		7	49	88%	56
STEINHATCHEE FAMILY MEDICAL CENTER	1	48	7	13%	56
RAPID RELIABLE TESTING NY LLC		51	5	9%	56
TUKA PEDIATRICS		7	49	88%	56

COVID-19: testing by laboratory

Data through Feb 22, 2021 verified as of Feb 23, 2021 at 09:25 AM

Data in this report are provisional and subject to change.

The numbers in the table below represent the number of Florida and non-Florida residents for whom test results were received by the Department of Health. A person can be tested by more than one laboratory and can have both positive and negative results. **Therefore, the sum of the numbers in each column will be larger than the total number of people tested.**

Reporting lab	Inconclusive	Negative	Positive	Percent positive	Total
LEVY COUNTY DEPARTMENT OF HEALTH		40	16	29%	56
BAPTIST HEALTH SOUTH FLORIDA - WEST BOCA URGENT CARE		34	22	39%	56
MID FLORIDA PRIMARY CARE PA		43	13	23%	56
EAGLES WATCH CLUSTER		47	9	16%	56
Palms at Ponte Vedra Assisted Living and Memory Care		53	3	5%	56
LINCOLN MEDICAL AND MENTAL HEALTH CENTER		53	3	5%	56
TIFFANY HALL NURSING AND REHAB		44	12	21%	56
PHYSICIANS PRIMARY CARE OF SOUTHWEST FLORIDA		39	17	30%	56
BERNHARDT LABORATORIES	1	14	41	73%	56
ST FRANCIS HOSPITAL		48	8	14%	56
MAUREEN OROURKE-FUTEY			56	100%	56
VITAS HEALTHCARE CORP OF FLORIDA		55	1	2%	56
EXPRESS DOCS LLC			55	100%	55
PALM BAY HOSPITAL			55	100%	55
ARDEN COURTS OF SARASOTA		39	16	29%	55
TBI RESIDENTIAL SERVICES, INC.		44	11	20%	55
TROY REGIONAL MEDICAL CENTER		44	11	20%	55
MEDLOGIC LABORATORIES		3	52	95%	55
KENDALL REGIONAL MEDICAL CENTER LAB	3		52	95%	55
COOPER FAMILY MEDICAL, PLLC		45	10	18%	55
UHEALTH AT FISHER ISLAND			55	100%	55
SONATA HUNTERS CREEK		47	8	15%	55
WEST		41	14	25%	55
PANCARE HEALTH - JACKSON COUNTY		44	11	20%	55
GRAND ST PAUL CVS		55			55
DELCARE PA		42	13	24%	55
life Care Center of Melbourne		38	17	31%	55
GENESIS DERMATOLOGY		51	4	7%	55
PREMIER MEDICAL ASSOCIATES ALL FLORIDA LLC		54	1	2%	55
MORTON PLANT HOSPITAL NURSING			55	100%	55
ST. CLOUD MEDICAL GROUP		54			54
INTERNAL MEDICINE ASSOCIATES PA		50	4	7%	54
JUNIPER VILLAGE AT NAPLES		53	1	2%	54
CHILDREN'S HOSPITAL OF ALABAMA		53	1	2%	54
CLERMONT HEALTH AND REHAB		40	14	26%	54
FAMILY EXTENDED CARE OF PUNTA GORDA		54			54
NITE LITE PEDIATRICS - PORT ST. LUCIE		45	9	17%	54
SARATOGA HOSPITAL LABORATORY		49	5	9%	54
NORTH CENTRAL BRONX HOSPITAL		52	2	4%	54
FLORIDA STATE HOSPITAL CLINICAL LABORATORY		54			54
SARASOTA CO. HEALTH DEPT # 58		40	14	26%	54
UNITED LABORATORY SERVICES CORPORATION		38	16	30%	54
CERTUS MTD OPCP LLC		52	2	4%	54
MARQUIS LABS, LLC		53	1	2%	54
KEYSTYLE LIVING LLC	1	52	1	2%	54
TOWERS HOME CARE☐		49	4	8%	53
ALLIANCE PEDIATRICS		24	29	55%	53

COVID-19: testing by laboratory

Data through Feb 22, 2021 verified as of Feb 23, 2021 at 09:25 AM

Data in this report are provisional and subject to change.

The numbers in the table below represent the number of Florida and non-Florida residents for whom test results were received by the Department of Health. A person can be tested by more than one laboratory and can have both positive and negative results. **Therefore, the sum of the numbers in each column will be larger than the total number of people tested.**

Reporting lab	Inconclusive	Negative	Positive	Percent positive	Total
PANCARE HEALTH - FREEPORT CLINIC SUITE B		44	9	17%	53
PALM BAY PEDIATRICS		36	17	32%	53
Osprey Point Nursing Center		51	2	4%	53
AHEC CLINIC		7	46	87%	53
SOMERSET			53	100%	53
QUOTIENT SCIENCES LABS LLC			53	100%	53
Gabisa Medical LLC		53			53
APOLLOMDX LABS		31	22	42%	53
INTERNAL MEDICINE SPECIALIST		46	6	12%	52
VPA PC LAB		48	4	8%	52
ADVENT HEALTH		49	3	6%	52
ALEXANDER NININGER STATE VETERANS		52			52
ATRIA PARK OF LAKE FOREST (WG HERITAGE LF LLC)		51	1	2%	52
SONATA BOCA RATON		48	4	8%	52
MICHAEL AKPEKE MD		43	9	17%	52
SNH BRFL TENANT LLC	2	50			52
ADVENT HEALTH - MOUNT DORA		9	43	83%	52
DAVID POSNACK JEWISH DAY SCHOOL		52			52
PROMEDICA SENIOR LIVING		51	1	2%	52
AVANTE ST CLOUD		48	3	6%	51
FINLAY CLINICAL LABORATORY		20	31	61%	51
Jupiter Medical Center Pavilion		50	1	2%	51
PALM RIVER COMMUNITY HEALTH CENTER		46	5	10%	51
LPG PEDIATRICS AT PAGE FIELD		50	1	2%	51
GOOD HEARTS COVID TESTING		8	43	84%	51
WEST VOLUSIA FAMILY AND SPORTS MEDICINE		50	1	2%	51
GATEWAY CARE CENTER		50	1	2%	51
GULFVIEW MEDICAL INSTITUTE		51			51
UNIVERSITY OF WEST FLORIDA, THE		50	1	2%	51
KEY WEST MEDICAL CENTER	1	48	2	4%	51
PENNSYLVANIA DEPARTMENT OF HEALTH BUREAU OF LABORATORIES			50	100%	50
TRADITIONAL HOME HEALTH OF PALM BEACH INC		49	1	2%	50
BUECHELE DENTAL PA DBA CLERMONT FAMILY DENTISTRY		41	9	18%	50
CARE CENTERS OF NASSAU LLC MINER ROAD SOUTH		50			50
FLORIDA HEALTH CARE DELAND			50	100%	50
WALGREENS #10373		48	2	4%	50
INN AT ASTON GARDENS AT PELICAN POINTE,THE		46	4	8%	50
CDR MAGUIRE INC	1	7	42	84%	50
COLLIER PHARMACY		42	8	16%	50
ST JOHNS COUNTY DETENTION CENTER		50			50
ROCHESTER GENERAL HOSPITAL LABORATORY		46	4	8%	50
WEST ISLIP URGENT CARE		46	4	8%	50
GENEDX		37	13	26%	50
EAST HILL PHARMACY		35	15	30%	50
ORCHID COVE AT DAYTONA		45	5	10%	50
VALENCIA HOUSE ALF		49	1	2%	50
BETHUNE-COOKMAN UNIVERSITY		32	18	36%	50

COVID-19: testing by laboratory

Data through Feb 22, 2021 verified as of Feb 23, 2021 at 09:25 AM

Data in this report are provisional and subject to change.

The numbers in the table below represent the number of Florida and non-Florida residents for whom test results were received by the Department of Health. A person can be tested by more than one laboratory and can have both positive and negative results. **Therefore, the sum of the numbers in each column will be larger than the total number of people tested.**

Reporting lab	Inconclusive	Negative	Positive	Percent positive	Total
FIRST CHOICE PEDIATRICS INC		44	5	10%	49
SUPERIOR RESIDENCES OF LECANTO		34	15	31%	49
NORTHBROOK CENTER FOR□		47	2	4%	49
SOFT CELL LABORATORIES		45	4	8%	49
SOUTHEAST ALABAMA MEDICAL CENTER			49	100%	49
GATTOLINE ENTERPRISES, INC. DBA FAMILY CARE PHARMACY		43	6	12%	49
INN AT THE FOUNTAINS, THE		34	15	31%	49
LITTLE NECK URGENT CARE		47	2	4%	49
SOLARIS SENIOR LIVING NORTH NAPLES		48	1	2%	49
ALLEGRO		47	2	4%	49
DOH		23	26	53%	49
81ST MEDICAL GROUP		28	21	43%	49
USF		1	48	98%	49
DEVELOPMENTAL DISABILITIES DEFENDANT PROGRAM		47	2	4%	49
S-H THIRTY FIVE OPCO - ORANGE CITY, LLC		39	10	20%	49
HEALTH FIRST - CAPE CANAVERAL HOSPITAL		1	47	98%	48
THE TERRACE OF JACKSONVILLE		3	45	94%	48
SEWANEE MOLECULAR DIAGNOSTICS LABORATO		48			48
BIG BEND CARES, INC		41	7	15%	48
NAPLES PEDIATRICS INC□		43	5	10%	48
RAINBOW PEDIATRICS PC LLC / BREAKFAST POINT		38	10	21%	48
HIALEAH HOSPITAL RESPIRATORY DEPT			48	100%	48
GRAND VILLA OF DELAND		44	4	8%	48
CAREMED INTERNAL MEDICINE		30	18	38%	48
BAY CENTER HURRICANE SHELTER		48			48
LANDMARK HOSPITAL SOUTHWEST FLORIDA LLC		46	2	4%	48
PREMIER MEDICAL ASSOCIATES		46	2	4%	48
GRAND OAKS OF PALM CITY LLC□	1	41	6	13%	48
ROCKLEDGE REGIONAL MEDICAL CENTER		30	18	38%	48
COURTYARD GARDENS OF JUPITER		48			48
PRACTICE MANAGEMENT OF AMERICA, INC.		7	40	85%	47
PERSONAL PEDIATRICS		42	5	11%	47
NAVARRE GARDENS		41	6	13%	47
POPLAR HEALTHCARE PLLC	1	11	35	74%	47
GENTIVA HEALTH SERVICES CERTIFIED INC		44	3	6%	47
INTERLAB		1	46	98%	47
FHMG_CTR FOR SENIOR HEALTH		42	5	11%	47
PHILLIPPE RIDGE		35	12	26%	47
CAPE REGIONAL MEDICAL CENTER		45	2	4%	47
BARNES HEALTHCARE OF FLORIDA LLC		44	3	6%	47
ST CLOUD PHYSICIAN MANAGEMENT LLC DBA ST CLOUD		27	19	41%	46
HOME CARE PHARMACY		46			46
HARTFORD HEALTH SERVICES LLC		46			46
PREMIER PLACE HEALTHCARE AT THE GLENVIEW		46			46
ADVENT HEALTH EXPRESS CARE		4	42	91%	46
H LEE MOFFITT CANCER CENTER MICRO		46			46
ROSECASTLE OF JACKSONVILLE LLC		45	1	2%	46

COVID-19: testing by laboratory

Data through Feb 22, 2021 verified as of Feb 23, 2021 at 09:25 AM

Data in this report are provisional and subject to change.

The numbers in the table below represent the number of Florida and non-Florida residents for whom test results were received by the Department of Health. A person can be tested by more than one laboratory and can have both positive and negative results. **Therefore, the sum of the numbers in each column will be larger than the total number of people tested.**

Reporting lab	Inconclusive	Negative	Positive	Percent positive	Total
GOLDEN POND COMMUNITIES		46			46
KAPG ST AUGUSTINE SENIOR HOUSING OPCO LLC		37	9	20%	46
NICEVILLE URGENT CARE		8	38	83%	46
COLLIER BLVD HMA PHYSICIAN MANAGEMENT LLC		46			46
ADVENT HEALTH MEDICAL GROUP OB GYN AT		40	6	13%	46
EAST MANATEE FAMILY	1	1	44	96%	46
BARNETT PARK☐		2	43	96%	45
MOBILE DOC FL, LLC		29	16	36%	45
COLLIER URGENT CARE CENTERS		44	1	2%	45
REDI-MED WALK-IN FAMILY CARE			45	100%	45
STUART URGENT CARE			45	100%	45
NEW YORK PRESBYTERIAN - QUEENS DIAGNOSTIC		42	3	7%	45
SOUTHPORT SQUARE HARBOUR HEALTH		45			45
NEOGENOMICS LABORATORIES INC		45			45
WINTER GARDEN REHAB AND NURSING CENTER		41	4	9%	45
CVS MINUTE CLINIC		1	44	98%	45
NEXT MOLECULAR ANALYTICS		14	31	69%	45
FAMILY EXTENDED CARE OF WINTER HAVEN		43	2	4%	45
EMERGENCY PHYSICIANS MEDICAL CENTER LLC		27	17	39%	44
QHC UPSTATE MEDICAL PC		36	8	18%	44
ALLIANCE OF PHYSICIANS AGAINST COVID-19			44	100%	44
NIGHT LITE PEDIATRICS CENTER LLC		10	34	77%	44
THE MERIDIAN AT BOCA RATON	1	43			44
FLORIDA HOSPITAL		28	16	36%	44
SUWANNEE COUNTY SHERIFF OFFICE		41	3	7%	44
PEDIATRICS OF CENTRAL FLORIDA – SAINT CLOUD	2	40	2	5%	44
ERDOX		42	2	5%	44
KINDRED HOSPITAL CENTRAL TAMPA BLOOD GAS	1	38	5	11%	44
Gulf Shore Care Center		39	5	11%	44
SAFARI PEDIATRICS PA		43	1	2%	44
INSTITUTE OF PATHOLOGY KINGS COUNTY		42	1	2%	43
SONORAN DESERT PATHOLOGY ASSOCIATES		2	41	95%	43
BRP SH OPCO LLC		43			43
LARA HEALTH AND WELLNESS CENTER LLC		43			43
ARTHREX MEDICAL CENTER		25	18	42%	43
FAST PACE MEDICAL CLINIC, PLLC		37	6	14%	43
CITYMD OF MANAHAWKIN		41	2	5%	43
MINUTECLINIC DIAGNOSTIC OF NEW JERSEY		36	7	16%	43
TGH URGENT CARE POWERED BY FAST TRACK			43	100%	43
LAKE MARY KIDS CENTRA CARE		33	10	23%	43
MERCY MEDICAL URGENT CARE CENTER INC		12	31	72%	43
NORTH FLORIDA / SOUTH GEORGIA VETERANS HEALTH SYSTEM			43	100%	43
BRANCH MEDICAL CLINIC			43	100%	43
MORTON PLANT			43	100%	43
PRINCETON VILLAGE☐		39	4	9%	43
WOLFF CTR FOR CHILD & ADOLESCENT HEALTH PLLC,THE		26	17	40%	43
Guardian Care Nursing and Rehabilitation Center		43			43

COVID-19: testing by laboratory

Data through Feb 22, 2021 verified as of Feb 23, 2021 at 09:25 AM

Data in this report are provisional and subject to change.

The numbers in the table below represent the number of Florida and non-Florida residents for whom test results were received by the Department of Health. A person can be tested by more than one laboratory and can have both positive and negative results. **Therefore, the sum of the numbers in each column will be larger than the total number of people tested.**

Reporting lab	Inconclusive	Negative	Positive	Percent positive	Total
PATRICK AIR FORCE BASE		3	40	93%	43
RADIOLOGY ASSOCIATES OF VENICE AND ENGLEWOOD		41	2	5%	43
Atlantic Shore Nursing and Rehab		42			42
LINCOLN DIAGNOSTIC LAB		40	2	5%	42
WG EVERGREEN WOODS SH LLC		42			42
SAN CARLOS PHARMACY		38	4	10%	42
ISLAND URGENT CARE PLLC		40	2	5%	42
CLINICAL LABORATORY		42			42
MINUTECLINIC DIAGNOSTIC OF KANSAS, PA		36	6	14%	42
FELICIDAD MEDICAL CENTER			42	100%	42
ECOLAB GROUP		8	34	81%	42
MAIMONIDES-SHALOM ACADEMY, INC		41	1	2%	42
Citymd Of Toms River		36	6	14%	42
ERIC C MRSHAL, MD, PC #1842		40	2	5%	42
WALGREENS 3145		39	3	7%	42
THE GOOD SHEPARDS OF DELAND-WEST		41	1	2%	42
CALHOUN COUNTY HEALTH DEPT		17	24	59%	41
SOUTHSIDE HOSPITAL NORTHWELL HEALTH LABORATORY		34	7	17%	41
UNIVERSITY OF ALABAMA		38	3	7%	41
MARIANNA HEALTH AND REHABILITATION CENTER		40	1	2%	41
HERNANDO ENDOSCOPY AND SURGERY CENTER		31	10	24%	41
DOH-WEST PALM BEACH BRANCH LABORATORY		2	39	95%	41
ADVENT HEALTH - LAKE WALES		29	12	29%	41
BRONX LEBANON HOSPITAL-MEDICAL CENTER		37	4	10%	41
PEDIATRICS OF CENTRAL FLORIDA KISSI		33	8	20%	41
FLORIDA HOSPITAL NEW SMYRNA		4	37	90%	41
CLINICAL PATHOLOGY LABORATORIES, INC		40			40
FIRST CHOICE URGENT CARE		10	30	75%	40
PLAINVIEW URGENT CARE		38	2	5%	40
TAMPA BAY CONCIERGE DOCTOR, LLC		38	2	5%	40
University Hills health and Rehabilitation		30	10	25%	40
PRIDE DIAGNOSTICS		24	16	40%	40
ROYAL PALM SENIOR RESIDENCE		40			40
AESTHETIC ENHANCEMENTS		40			40
LONGLEAF DIAGNOSTIC LABORATORIES		11	29	73%	40
PACIFICA SENIOR LIVING OCALA		35	5	13%	40
URGENT CARE & WELLNESS CENTER		10	30	75%	40
CENTRA CARE - LAKE NONA		4	36	90%	40
CAPITAL REGIONAL MEDICAL CENTER		2	38	95%	40
BETHESDA HEALTH URGENT CARE		3	37	93%	40
CAMPBELL URGENT CARE			40	100%	40
TROPICANA MANUFACTURING COMPANY INC		37	3	8%	40
GRAMERCY PARK URGENT CARE		38	2	5%	40
MID-FLORIDA PATHOLOGY, LLC		32	8	20%	40
NORTH CAROLINA DEPARTMENT OF HEALTH & HUMAN SERVICES	1		39	98%	40
AVALON PARK RETIREMENT RESIDENCE		39	1	3%	40
RENAISSANCE AT THE TERRACES		39	1	3%	40

COVID-19: testing by laboratory

Data through Feb 22, 2021 verified as of Feb 23, 2021 at 09:25 AM

Data in this report are provisional and subject to change.

The numbers in the table below represent the number of Florida and non-Florida residents for whom test results were received by the Department of Health. A person can be tested by more than one laboratory and can have both positive and negative results. **Therefore, the sum of the numbers in each column will be larger than the total number of people tested.**

Reporting lab	Inconclusive	Negative	Positive	Percent positive	Total
JUNIPER VILLAGE AT CAPE CORAL		34	5	13%	39
STAT ONE URGENT CARE CENTER		2	37	95%	39
CARE 4 U MANAGEMENT, INC			39	100%	39
SPRING MANOR ASSISTED LIVING		39			39
LOURDES HOSPITAL INC		37	2	5%	39
MIAMI CLINICAL RESEARCH CORP			39	100%	39
CLINICAL RESEARCH SEQUENCING PLATFORM		8	31	79%	39
CSL PLASMA INC		7	32	82%	39
MEDEX MEDICAL EXPRESS OF PALATKA LLC			39	100%	39
ADVENTIST HEALTH SYSTEM FLORIDA		26	13	33%	39
BAY COUNTY JAIL ANNEX		34	5	13%	39
BENTLEY CARE CENTER		39			39
BROOKDALE VERO BEACH SOUTH AL		39			39
ADVENT HEALTH CENTRA CARE - LAKE LAND		30	9	23%	39
S-H THIRTY FIVE OPCO - LUTZ, LLC		38	1	3%	39
GUYAN VALLEY WELLNESS CENTER		32	7	18%	39
UNION MEDICAL CARE PLLC		39			39
CEDAR CREEK AT KINGS BAY INC		39			39
WG BAYPOINT VILLAGE SH LLC		38			38
BRADFORD COUNTY HEALTH DEPARTMENT		37	1	3%	38
CITRUS COUNTY HEALTH DEPARTMENT		34	4	11%	38
REGENCY OAKS HEALTH CENTER		36	2	5%	38
BRIDGEVIEW CENTER LLC		27	11	29%	38
MOLECULAR DIAGNOSTICS		5	33	87%	38
FLORIDA DEPARMENT OF HEALTH CLAY COUNTY		25	13	34%	38
VIP WALK IN CLINIC		19	19	50%	38
BENTON HOUSE OF ST. JOHNS		36	2	5%	38
BENTLEY VILLAGE II		29	9	24%	38
BOND CLINIC, PA		9	29	76%	38
CENTRAL FLORIDA PEDIATRICS		13	25	66%	38
AUTUMN OF SARASOTA		12	26	68%	38
NORTHWELL HEALTH PLAINVIEW HOSPITAL LABORATORY		29	9	24%	38
CCRC @ SUNFLOWER LLC		35	3	8%	38
MISSION OAKS ASSISTED LIVING		36	2	5%	38
ROYAL CARE OF AVON PARK		35	3	8%	38
STEWART MEDICAL GROUP, INC		21	17	45%	38
HOMEWOOD RESIDENCE AT FREEDOM PLAZA		37	1	3%	38
PREMIER COMMUNITY HEALTHCARE GROUP INC		36	1	3%	37
BIOFIRE		7	30	81%	37
HOLZER HEALTH CENTER		5	32	86%	37
PATHOGENIUS LABORATORIES		30	7	19%	37
FAMILY EXTENDED CARE OF SEBRING INC		35	2	5%	37
THE COLLIER AT NAPLES		36	1	3%	37
CONNECTICUT DEPARTMENT OF HEALTH		22	15	41%	37
PREMISE HEALTH MIA		1	36	97%	37
PONCE THERAPY CARE CENTER		34	3	8%	37
HR SARASOTA OPERATOR LLC		25	12	32%	37

COVID-19: testing by laboratory

Data through Feb 22, 2021 verified as of Feb 23, 2021 at 09:25 AM

Data in this report are provisional and subject to change.

The numbers in the table below represent the number of Florida and non-Florida residents for whom test results were received by the Department of Health. A person can be tested by more than one laboratory and can have both positive and negative results. **Therefore, the sum of the numbers in each column will be larger than the total number of people tested.**

Reporting lab	Inconclusive	Negative	Positive	Percent positive	Total
LUTHERAN HAVEN EXTENDED CONGREGATE CAR		37			37
BOULEVARD REHABILITATION CENTER		24	13	35%	37
SILVER LAKE PEDIATRICS PA		33	4	11%	37
ST AUGUSTINE PEDIATRIC ASSOC		33	4	11%	37
IMA MEDICAL GROUP POINCIANA		14	23	62%	37
BRANDON COMMUNITY HEALTH CENTER		29	8	22%	37
TAYLORVILLE FAMILY MEDICINE		30	7	19%	37
ONE MILO		37			37
ACCURATE DIAGNOSTIC LAB		35	2	5%	37
HOLY NAME HOSPITAL LABORATORY		36	1	3%	37
INNOVATION CLINICAL TRIALS, INC			37	100%	37
EASTERN SHORE URGENT CARE		25	11	31%	36
PATRICK MANOR INCORPORATED		36			36
PANCARE HEALTH - BAY COUNTY - YOUNGSTOWN		32	4	11%	36
MINUTECLINIC DIAGNOSTIC OF HAWAII LLC		31	5	14%	36
CORRECTIONAL MEDICAL GROUP		27	9	25%	36
MINUTE CLINIC INCORPORATE		30	6	17%	36
WASHINGTON COUNTY HEALTH DEPARTMENT		24	12	33%	36
DUVAL PHARMACY		27	9	25%	36
MICHAEL A VENAZIO MD		33	3	8%	36
BVL/LITTLE ANGEL PEDIATRICS		36			36
LAKELAND REGIONAL HEALTH GATEWAY CENTER		13	23	64%	36
HARMONY HEALTH OPCO, LLC		15	20	57%	35
IRL		4	31	89%	35
MADISON COUNTY MEMORIAL HOSPITAL LABORATORY		15	20	57%	35
PATHGROUP		9	26	74%	35
BELVEDERE COMMONS OF SUN CITY CENTER		35			35
PRMG - EAST NAPLES	1	23	11	31%	35
A & R RESEARCH GROUP		30	5	14%	35
NEUROINTERNATIONAL SARASOTA		32	3	9%	35
NIGHT LITE PEDIATRIC CENTER		10	25	71%	35
BAYSHORE PATHOLOGY CONSULTANTS PA		34	1	3%	35
TERRACE AT HOBE SOUND, THE	1	31	3	9%	35
DOT DOC SARASOTA		33	2	6%	35
PARKSIDE HEALTH AND REHABILITATION CENTER			35	100%	35
WUESTHOFF MEMORIAL HOSPITAL			35	100%	35
P23 LABS		35			35
FREEDOM SQUARE NURSING CENTER		27	8	23%	35
ADVENT HEALTH - FISH MEMORIAL		2	33	94%	35
LYSTER ACH FT RUCKER AL		32	3	9%	35
CROSSROADS URGENT CARE		20	14	41%	34
LONG ISLAND JEWISH MED CTR		31	3	9%	34
OPTUMCARE SOUTH FLORIDA, LLC		27	7	21%	34
STETSON UNIVERSITY STUDENT HEALTH CENTER		3	31	91%	34
ST. MARYS MEDICAL CENTER		1	33	97%	34
MEADOWCREST FAMILY PHYSICIANS PA		14	20	59%	34
LAKE INTERNAL MEDICINE ASSOCIATES PA		29	5	15%	34

COVID-19: testing by laboratory

Data through Feb 22, 2021 verified as of Feb 23, 2021 at 09:25 AM

Data in this report are provisional and subject to change.

The numbers in the table below represent the number of Florida and non-Florida residents for whom test results were received by the Department of Health. A person can be tested by more than one laboratory and can have both positive and negative results. **Therefore, the sum of the numbers in each column will be larger than the total number of people tested.**

Reporting lab	Inconclusive	Negative	Positive	Percent positive	Total
CDR MAGUIRE - MIAMI BEACH CC MISSION 17388		2	32	94%	34
LONG TERM CARE OF GULF BREEZE LLC		30	4	12%	34
COMPLETE HOME CARE OF THE PALM BEACHES LLC		32	2	6%	34
TUSCAN GARDENS OF DELRAY BEACH MANAGEMENT COMPANY, GRAND AVENUE RX		34			34
			34	100%	34
ATRIA WILLOW WOOD		32	2	6%	34
ENCOMPASS HEALTH REHABILITATION HOSPITAL OF LARGO		31	3	9%	34
JOHN KNOX VILLAGE OF CENTRAL FLORIDA		30	4	12%	34
BIGGERS FAMILY MEDICINE PA		33	1	3%	34
IMA MEDICAL CENTER		21	13	38%	34
REDI-MED WALK IN FAMILY CLINIC			34	100%	34
MAINSTREET FAMILY URGENT CARE		1	33	97%	34
ANDALUSIA HEALTH		17	17	50%	34
POARCH BANC CREEK INDIANS TRIBAL HEALTH DEPARTMENT			34	100%	34
ST LUCIE COUNTY JAIL		25	9	26%	34
RASHDA ALBIBI M.D. P.A.		31	3	9%	34
MEDCOMP SCIENCES			34	100%	34
COLLIER HMA PHYSICIAN MANAGEMENT LLC		26	8	24%	34
PARAMOUNT WALK-IN CLINIC		1	33	97%	34
MINUTECLINIC DIAGNOSTIC OF RHODE ISLAND, LLC #1544		32	1	3%	33
FLORIDA PEDIATRIC GROUP PA		28	5	15%	33
FHMG-FLORIDA HOSPITAL MEDICAL GROUP		24	9	27%	33
PHOSPHORUS DIAGNOSTICS		27	6	18%	33
INTERCOASTAL MEDICAL GROUP			33	100%	33
THE SPRINGS OF PARC HILL		32	1	3%	33
ASHTON PLACE	3	26	4	12%	33
CORAL HOUSE ASSISTED LIVING COMMUNITY LLC		33			33
LAKE CO EMPLOYEE HEALTH AND WELLNESS CENTER		30	3	9%	33
DEPT OF VA MED CENTE-WEST PALM BEACH			33	100%	33
BOND CLINIC		3	30	91%	33
PECONIC BAY MEDICAL CENTER LABORATORY		25	8	24%	33
AYERS NURSING AND REHABILITATION CENTER		33			33
University Hospital		28	5	15%	33
Kensington Gardens		33			33
AHSE ROP		32	1	3%	33
GENEXPERT			33	100%	33
WESTWOOD NURSING AND REHABILITATION		28	5	15%	33
ST VINCENTS PRIMARY CARE		28	5	15%	33
PORT SAINT JOHN FAMILY PRACTICE		21	12	36%	33
ATRIA SAN PABLO		31	2	6%	33
NIGHT LITE PEDIATRICS URGENT CARE CENTER			33	100%	33
METRO KNOXVILLE HMA		25	8	24%	33
VITRO MOLECULAR LABORATORIES	2	19	12	36%	33
SANFORD MOBILE LAB PGA TOUR		32	1	3%	33
GREENRIDGE GROUP HOME	3	11	19	58%	33
PHYSICIAN ASSOCIATES LLC		26	7	21%	33
ABSOLUTE HEALTH INTERNAL MEDICINE AND PEDIATRICS		26	7	21%	33

COVID-19: testing by laboratory

Data through Feb 22, 2021 verified as of Feb 23, 2021 at 09:25 AM

Data in this report are provisional and subject to change.

The numbers in the table below represent the number of Florida and non-Florida residents for whom test results were received by the Department of Health. A person can be tested by more than one laboratory and can have both positive and negative results. **Therefore, the sum of the numbers in each column will be larger than the total number of people tested.**

Reporting lab	Inconclusive	Negative	Positive	Percent positive	Total
ADVANCE URGENT CARE CENTER, LLC		1	31	97%	32
VETERAN AFFAIRS MEDICAL CENTER - JAMES J PETERS		30	2	6%	32
Conway Lakes Health and Rehabilitation Center		32			32
TRADITIONAL HOME CARE INC		31	1	3%	32
FAMILY HEALTH CENTER		19	13	41%	32
LPG CONVENIENT CARE AT METRO		29	3	9%	32
GARDENS HEALTH NH LLC		32			32
OPIS COQUINA CENTER		32			32
AVOW HOSPICE INC		32			32
PEDIATRIC SERVICES AND BREATHING CENTER PA		24	8	25%	32
WESTMINSTER ST AUGUSTINE		32			32
AR ANESTHESIA LLC		31	1	3%	32
JACKSON HEALTH SYSTEM		1	31	97%	32
THE VILLAGES REGIONAL HOSPITAL FREESTANDING		29	3	9%	32
JACKSONVILLE VA UNIVERSITY OPC	1	29	2	6%	32
THE TRADITION OF THE PALM BEACHES		31	1	3%	32
COLORADO DEPARTMENT OF HEALTH LABORATORY SERVICES DIVISION			32	100%	32
Heartland Health Care Center North Sarasota		18	14	44%	32
LONG ISLAND UNIVERSITY - POST CAMPUS		32			32
HILA BECKERMAN MD LLC	1	30	1	3%	32
VETERANS HOME			32	100%	32
VILLAGE ON THE ISLE		27	5	16%	32
IPSUM DIAGNOSTICS		3	29	91%	32
PASSPORT HEALTH ORLANDO		31			31
DISCOVERY COMMONS AT BRADENTON		31			31
AMERICAN ESOTERIC LABORATORIES		15	16	52%	31
ENT AND ALLERGY ASSOCIATES OF FLORIDA LLC		30	1	3%	31
MAKO MEDICAL		17	14	45%	31
MICHAEL J D'AMBROSE MD PA		29	2	6%	31
SUMTER PEDIATRICS		29	2	6%	31
REGENCY PARK ASSISTED LIVING FACILITY		29	2	6%	31
NCHD		17	14	45%	31
SOUTHEASTERN OUTPATIENT SURGERY CENTER		28	3	10%	31
PROFESSIONAL PEDIATRICS		29	2	6%	31
OCOOE PEDIATRICS		24	7	23%	31
BROOKDALE CANOPY OAKS			31	100%	31
ADVENTHEALTH MEDICAL GROUP FAMILY MEDICINE AT RDV		31			31
LabCorp L#09258130 M#09258125		12	19	61%	31
UNIPATH		24	7	23%	31
MIRIMUS CLINICAL LABS		13	18	58%	31
CAREHERE LAKE SCHOOLS EMPLOYEE HEALTH CENTER		20	11	35%	31
COLLIER ANESTHESIA PAIN LLC		31			31
Consulate Health Care of Orange Park		27	4	13%	31
MINUTE CLINIC LLC #2216		28	2	7%	30
COUNTY OF LOS ANGELES			30	100%	30
EASYCARE WALK-IN CLINIC	1	11	18	60%	30
MEDEXPRESS - BLOOMIN BRANDS		13	17	57%	30

COVID-19: testing by laboratory

Data through Feb 22, 2021 verified as of Feb 23, 2021 at 09:25 AM

Data in this report are provisional and subject to change.

The numbers in the table below represent the number of Florida and non-Florida residents for whom test results were received by the Department of Health. A person can be tested by more than one laboratory and can have both positive and negative results. **Therefore, the sum of the numbers in each column will be larger than the total number of people tested.**

Reporting lab	Inconclusive	Negative	Positive	Percent positive	Total
ALAN A SMITH MD LLC		29	1	3%	30
MIDDLETOWN MEDICAL P C		21	9	30%	30
MAGNOLIA DIAGNOSTICS, LLC		3	27	90%	30
BOCA BIOLISTIC REFERENCE LAB			30	100%	30
Okeechobee Health Care Facility		16	14	47%	30
WELLMED AT NEW TAMPA		22	8	27%	30
AMEERAH LABS			30	100%	30
ADVENT HEALTH PRIMARY CARE PLUS, WINTER GARDEN		26	4	13%	30
MILLENIA ADVANCED SCIENTIFIC LLC			30	100%	30
ALWAYS BEST CARE SENIOR SERVICES		27	3	10%	30
TREASURE COAST PEDIATRICS PA		25	5	17%	30
ALABAMA CLINICS		16	14	47%	30
UR CARE FAMILY AND SPORTS MEDICINE			30	100%	30
THE TERRACE AT IVY ACRES ALF		11	19	63%	30
HERITAGE WATERSIDE		27	3	10%	30
VILLA COURT LLC		30			30
FLORIDA DEPARTMENT OF HEALTH IN MONROE COUNTY		26	4	13%	30
CLINCLOUD, LLC			30	100%	30
WALK IN MEDICAL URGENT CARE		30			30
SUNTREE INTERNAL MEDICINE		29			29
UNION MEDICAL CARE		29			29
PRO HEALTH HARMONY		29			29
RENAISSANCE SENIOR LIVING	1	28			29
NEMOURS CHILDRENS CLINIC		22	7	24%	29
Wiregrass Rehabilitation Center and Nursing Home		28	1	3%	29
P4CLINICAL	3	2	24	83%	29
COMPREHENSIVE CHILDCARE		23	6	21%	29
NORTH FLORIDA PEDIATRICS - JACKSONVILLE		25	4	14%	29
PALM GARDEN OF JACKSONVILLE		27	2	7%	29
STATEN ISLAND UNIVERSITY HOSPITAL-POUCH		29			29
COMMUNITY MEDICAL CARE CENTER INC			29	100%	29
JAMAICA HOSPITAL MEDICAL CENTER		27	2	7%	29
WEINBERG VILLAGE		28	1	3%	29
EVERLYWELL		16	13	45%	29
UNIV OF ROCHESTER-STRONG MEMORIAL HOSP		28	1	3%	29
VIKOR SCIENTITIC			29	100%	29
FAMILY CARE PARTNERS URGENT CARE LLC		23	6	21%	29
FAST PACE MEDICAL CLINIC		26	3	10%	29
CDC		17	12	41%	29
CVS MINUTE CLINIC DIAGNOSTIC OF NORTH CAROL		23	6	21%	29
VETERANS AFFAIRS MEDICAL CENTER - NEW YORK HARBOR		28	1	3%	29
HEALTH FIRST - VIERA HOSPITAL		1	28	97%	29
PANCARE HEALTH - BONIFAY K-8			29	100%	29
FLAGLER HOSPITAL INC	2		27	93%	29
UNIVERSITY MEDICAL CTR OF PRINCETON AT		27	2	7%	29
BULLS HEAD URGENT CARE		28	1	3%	29
NURSES HELPING HANDS INC ALF		29			29

COVID-19: testing by laboratory

Data through Feb 22, 2021 verified as of Feb 23, 2021 at 09:25 AM

Data in this report are provisional and subject to change.

The numbers in the table below represent the number of Florida and non-Florida residents for whom test results were received by the Department of Health. A person can be tested by more than one laboratory and can have both positive and negative results. **Therefore, the sum of the numbers in each column will be larger than the total number of people tested.**

Reporting lab	Inconclusive	Negative	Positive	Percent positive	Total
KEY PRIMARY CARE			28	100%	28
PINELLAS INTERNAL MEDICINE ASSOCIATES	1	26	1	4%	28
DAVID LAWRENCE CENTER		24	4	14%	28
GRACE MEDICAL HOME		20	8	29%	28
WARDE MEDICAL LABORATORY		20	8	29%	28
LAKE MARY - STIRLING CENTER SUITE 202			28	100%	28
PINES NURSING HOME		27	1	4%	28
PREMIER URGENT CARE CENTER LLC			28	100%	28
BAY STREET PHARMACY☐		26	2	7%	28
FAMILY CARE PARTNERS		18	10	36%	28
LAKELAND NURSING AND REHABILITATION CENTER			28	100%	28
DCH REGIONAL MEDICAL CENTER LABORATORY		27	1	4%	28
PORT ST LUCIE HOSPITAL		25	3	11%	28
LIGHTHOUSE PEDIATRICS OF NAPLES		24	4	14%	28
MINUTECLINIC DIAGNOSTIC OF SOUTH CAROL		26	2	7%	28
ISLAMORADA VILLAGE OF ISLANDS FIRE RESCUE		26	2	7%	28
ST ANTHONYS PRIMARY CARE LLC/JACKSON STREET			28	100%	28
Cleveland Clinic Laboratories		4	24	86%	28
PALMS, THE		28			28
LAKE PLACID HEALTH AND REHABILITATION		1	27	96%	28
AMMON ANALYTICAL LABORATORIES		24	4	14%	28
ASTORIA HEALTH AND REHABILITATION CENTER		27	1	4%	28
FLORIDA ATLANTIC UNIVERSITY		25	3	11%	28
MARION PEDIATRICS PA		21	7	25%	28
HARBORCHASE OF WELLINGTON CROSSING		26	2	7%	28
LAKE COUNTY SCHOOLS EMPLOYEE HEALTH CENTER		17	11	39%	28
DUVAL COUNTY HEALTH DEPARTMENT		28			28
URGENT CARE CENTER			28	100%	28
BROOKDALE PHILLIPPI CREEK			28	100%	28
ACTIVE SENIOR LIVING		26	2	7%	28
EDEN AT CRESTVIEW		12	16	57%	28
EXPRESS CARE OF BELLEVIEW		27			27
BASSETTI MEDICAL RESEARCH INC		21	6	22%	27
BAPTIST PRIMARY BLACK CREEK SOUTH			27	100%	27
ST PETER'S BENDER LABORATORY		26	1	4%	27
HEALTHPARK MEDICAL CENTER ABG LAB		26	1	4%	27
ORANGE PEDIATRICS			27	100%	27
WEISS PEDIATRIC CARE LLC		16	11	41%	27
ATLAN		23	4	15%	27
CERON PEDIATRICS & INTEGRATIVE MEDICIN		27			27
Bon Secours Maria Manor		22	5	19%	27
MINUTE CLINIC, LLC DBA MINUTECLINIC #4505		25	2	7%	27
SYNIVERSE WELLNESS CENTER		23	4	15%	27
ATRIA LADY LAKE		27			27
SUNCOAST LABS			27	100%	27
SPANISH RIVER HIGH SCHOOL ESE		23	4	15%	27
SANTA BARBARA CARE CENTER		17	10	37%	27

COVID-19: testing by laboratory

Data through Feb 22, 2021 verified as of Feb 23, 2021 at 09:25 AM

Data in this report are provisional and subject to change.

The numbers in the table below represent the number of Florida and non-Florida residents for whom test results were received by the Department of Health. A person can be tested by more than one laboratory and can have both positive and negative results. **Therefore, the sum of the numbers in each column will be larger than the total number of people tested.**

Reporting lab	Inconclusive	Negative	Positive	Percent positive	Total
WALGREENS #06012		25	2	7%	27
D W MCMILLAN MEMORIAL HOSPITAL		16	11	41%	27
FAMILY AND INTERNAL MEDICINE AT AVALON PARK		24	3	11%	27
LABORATORY ALLIANCE OF CENTRAL NEW YORK		26	1	4%	27
CHILDRENS MEDICAL CENTER			27	100%	27
RIVERHEAD URGENT CARE		26	1	4%	27
BROOKDALE BRANDON	1	26			27
NATIONAL MENTOR HEALTHCARE LLC			27	100%	27
PERDIDO URGENT CARE		1	26	96%	27
UCLA HEALTHCARE CLINICAL LABS		23	4	15%	27
BROOKDALE SOUTHPOINT			27	100%	27
ACCESS 365 URGENT CARE		8	19	70%	27
BOCA TOXICOLOGY LLC		25	2	7%	27
LEXINGTON PLACE SENIOR LIVING COMMUNITY		27			27
OAKMONTE VILLAGE		25	1	4%	26
MINUTECLINIC, LLC		22	4	15%	26
MINUTECLINIC DIAGNOSTIC OF NORTH CAROLINA		25	1	4%	26
COLORADO DEPARTMENT OF PUBLIC HEALTH AND ENVIRONMENT			26	100%	26
NORTH PINELLAS CHILDRENS MEDICAL CENTER			26	100%	26
EPIC REFERENCE LABS INC			26	100%	26
MINUTE CLINIC DIAGNOSTIC OF SC, LLC #75		25	1	4%	26
WAKULLA COUNTY HEALTH DEPARTMENT		12	14	54%	26
PULMONARY SPECIALISTS OF THE PALM BEACHES		16	10	38%	26
PALM BEACH COUNTY FIRE RESCUE		24	2	8%	26
WEST BROWARD CARE CENTER		24	2	8%	26
THE MINIER URGENT CARE		20	6	23%	26
OAKTREE HEALTHCARE			26	100%	26
WIREGRASS CLINIC LLC		21	5	19%	26
PREMIUM HEALTH SERVICES OF TAMPA BAY LLC		15	11	42%	26
ADVANCED URGENT CARE		12	14	54%	26
LOT HEALTH SERVICES	1	25			26
LOOP PEDIATRICS		22	4	15%	26
CHILDREN'S MEDICAL CENTER			26	100%	26
STUART REHABILITATION AND HEALTHCARE		12	14	54%	26
TGH URGENT CARE - RIVERVIEW			26	100%	26
RAINBOW PEDIATRICS		1	25	96%	26
ADVENT HEALTH PARTIN SETTLEMENT HEALTH PARK		18	8	31%	26
LAKES DIALYSIS CENTER INC			26	100%	26
URGENT FAMILY CARE INC		23	3	12%	26
MONCRIEF ARMY HEALTH CLINIC			26	100%	26
BROWARD HEALTH IMPERIAL POINT NURSING			26	100%	26
BODYK		22	4	15%	26
ROCKLAND URGENT CARE FAMILY HEALTH NP		26			26
MONTEFIORE NEW ROCHELLE HOSPITAL		24	2	8%	26
SOUTH FLORIDA DIALYSIS CENTER		8	17	68%	25
SANITAS		4	21	84%	25
ADVENT HEALTH - LAKE MARY PEDIATRICS		16	9	36%	25

COVID-19: testing by laboratory

Data through Feb 22, 2021 verified as of Feb 23, 2021 at 09:25 AM

Data in this report are provisional and subject to change.

The numbers in the table below represent the number of Florida and non-Florida residents for whom test results were received by the Department of Health. A person can be tested by more than one laboratory and can have both positive and negative results. **Therefore, the sum of the numbers in each column will be larger than the total number of people tested.**

Reporting lab	Inconclusive	Negative	Positive	Percent positive	Total
SUNSHINE ASSISTED LIVING		25			25
MINUTECLINIC DIAGNOSTIC OF RHODE ISLAND, LLC #212		25			25
MADWAR		19	6	24%	25
THE WATERMARK AT VISTAWILLA		25			25
MD BEAUTY LABS, PA		23	2	8%	25
ST. CLOUD HOSPITAL		20	5	20%	25
ARCPPOINT LABS OF FORT LAUDERDALE		25			25
ST JOSEPHS CHILDRENS OUTREACH			25	100%	25
RESIDENTIAL PLAZA AT BLUE LAGOON INC		22	3	12%	25
COLONY CARE CENTER		16	9	36%	25
JUPITER MEDICAL CENTER PHYSICIANS GROUP, INC		22	3	12%	25
Salerno Bay Health & Rehabilitation Center		18	7	28%	25
AMELIA ASSISTED LIVING FACILITY		25			25
RJ LEE GROUP	1	23	1	4%	25
MINUTECLINIC DIAGNOSTIC OF MICHIGAN		23	2	8%	25
Lanier Rehab			25	100%	25
RESIDENCE AT BAY VUE		24	1	4%	25
FEDERAL PRISON CAMP PENSACOLA			25	100%	25
CENTER ONE SURGERY CENTER		21	4	16%	25
WOMENS CARE FLORIDA LABORATORY		25			25
GASTROENTEROLOGY ASSOCIATES OF PENSACOLA PA		22	3	12%	25
TALLAHASSEE DEVELOPMENTAL CENTER☐		24	1	4%	25
SOMA MEDICAL CENTER PA #3			25	100%	25
M&V SAN JOSE MEDICAL CENTER			25	100%	25
UNION CHD		22	3	12%	25
ADVENTHEALTH MEDICAL GROUP FAMILY MEDICINE		24	1	4%	25
GULFSIDE HOSPICE INC		22	3	12%	25
VASSAR BROTHERS MEDICAL CENTER LABORATORY		24	1	4%	25
MIGUEL E TREVINO MD PA		21	4	16%	25
EAST HILL MEDICAL GROUP		17	8	32%	25
ST JOSEPHS HOSPITAL SOUTH HOSPITAL			25	100%	25
WESTPAC LABS		1	24	96%	25
SOUTH CAROLINA DEPT OF HEALTH AND ENVIRONMENT CONTROL		2	22	92%	24
TARPON BAYOU CENTER			24	100%	24
THE COMMONWEALTH OF MASSACHUSETTS			24	100%	24
STEWART MELBOURNE HOSPITAL			24	100%	24
CANTON-POTSDAM HOSPITAL LABORATORY		23	1	4%	24
ABL MEDICAL CARE LLC			24	100%	24
LABORATORY DYNAMICS		20	4	17%	24
COURTYARDS OF ORLANDO		24			24
MAGNOLIA PEDIATRICS		4	20	83%	24
VICK STREET MANOR		24			24
THE LODGE AND REHABILITATION CENTER		9	15	63%	24
FORT VALLEY STATE UNIVERSITY		24			24
CENTRAL FLORIDA HEALTH CARE INC WAUCHULA SITE 2		17	7	29%	24
JOSEF SCHENKER MD PC		24			24
CARILLON SPORTS AND FAMILY MEDICINE		20	4	17%	24

COVID-19: testing by laboratory

Data through Feb 22, 2021 verified as of Feb 23, 2021 at 09:25 AM

Data in this report are provisional and subject to change.

The numbers in the table below represent the number of Florida and non-Florida residents for whom test results were received by the Department of Health. A person can be tested by more than one laboratory and can have both positive and negative results. **Therefore, the sum of the numbers in each column will be larger than the total number of people tested.**

Reporting lab	Inconclusive	Negative	Positive	Percent positive	Total
HENNEPIN COUNTY MEDICAL CENTER (HCMC)		13	11	46%	24
AVENTIS BIO-SERVICES CTL		24			24
MADISON COUNTY MEMORIAL HOSP		12	12	50%	24
WESTMINSTER WOODS ON JULINGTON CREEK		22	2	8%	24
ROADS PEDIATRICS,LLC		22	2	8%	24
SUNQUEST		3	21	88%	24
ATRIA AT ST JOSEPHS		24			24
PHYSICIANS PRIMARY CARE OF SW FLORIDA PL		24			24
AIR, LAND & SEA PHYSICALS & CONSULTATIONS, LLC		23	1	4%	24
MARYLAND DEPARTMENT OF HEALTH			24	100%	24
SENIOR LIVING IV SUN CITY LLC		17	7	29%	24
APOLLO HEALTH & REHABILITATION		18	6	25%	24
ADVENTHEALTH MEDICAL GROUP FAMILY & INTERNAL		9	15	63%	24
CORNERSTONE PEDIATRICS		14	10	42%	24
THE CHAPPEL GROUP RESEARCH		24			24
HERITAGE OAKS ASSISTED LIVING & MEMORY CARE		20	4	17%	24
VILLAGES REHABILITATION AND NURSING CENTER		24			24
MED PLUS FLORENCE		20	4	17%	24
PRIME CARE ONE LLC/HARBORCHASE OF VENICE			24	100%	24
SENIOR HEALTH OF WINTER PARK DUNDEE		24			24
HEALTH MED CENTERS		24			24
SOUTHCOR LABORATORY		2	22	92%	24
WELLOW URGENT CARE		23	1	4%	24
GOOD SAMARITAN HOSPITAL LABORATORY		20	3	13%	23
NOVANT HEALTH		17	6	26%	23
COASTAL SKIN SURGERY AND DERMATOLOGY		16	7	30%	23
BROOKDALE UNIVERSITY HOSPITAL		22	1	4%	23
EGL GENETIC DIAGNOSTICS		1	22	96%	23
GRAND LIVING AT LAKEWOOD RANCH		23			23
PARK WEST MEDICAL CENTER		22	1	4%	23
EP MEDICAL EQUIPMENT PHARMACY		21	2	9%	23
CARDIOLOGY AND MEDICINE ASSOCIATES INC		23			23
CHIPOLA MEDICAL ASSOCIATES		4	19	83%	23
WUESTHOFF MEDICAL CENTER-MELBOURNE			23	100%	23
CENTERPLACE HEALTH		3	20	87%	23
MAYO CLINIC JACKSONVILLE		1	22	96%	23
NEW JERSEY		22	1	4%	23
FINLAY C. LABORATORY		3	20	87%	23
Summit Medical Group Westfield Lab		20	3	13%	23
SARASOTA MEMORIAL NURSING & REHABILITATION CTR		23			23
STATE LAB		2	21	91%	23
CAPE CORAL HOSPITAL ABG LABORATORY		12	11	48%	23
PINELLAS 1 HOME HEALTH CARE CORP		23			23
PALMS MEDICAL GROUP - LAKE CITY WEST		3	20	87%	23
FORT CAROLINE GARDENS, INC		21	2	9%	23
NOBLE SENIOR LIVING		3	20	87%	23
HOLLISMED LLC		22	1	4%	23

COVID-19: testing by laboratory

Data through Feb 22, 2021 verified as of Feb 23, 2021 at 09:25 AM

Data in this report are provisional and subject to change.

The numbers in the table below represent the number of Florida and non-Florida residents for whom test results were received by the Department of Health. A person can be tested by more than one laboratory and can have both positive and negative results. **Therefore, the sum of the numbers in each column will be larger than the total number of people tested.**

Reporting lab	Inconclusive	Negative	Positive	Percent positive	Total
HUNT CLUB PEDIATRIC ASSOCIATES LLC		19	4	17%	23
WOODHOUSE INC		17	6	26%	23
PHYSICIANS STAT		3	20	87%	23
BROOKWOOD BAPTIST MEDICAL CENTER		22	1	4%	23
UF HEALTH NORTH JACKSONVILLE			23	100%	23
SUMMIT MEDICAL GROUP - 75 E NORTHFIELD		21	2	9%	23
ISLAND COAST PEDIATRICS PA		22	1	4%	23
URGENT CARE USA			23	100%	23
CARENOW - DOWNTOWN NORTH GULCH		22	1	4%	23
LAKEVIEW HEALTH CARE SYSTEMS		9	14	61%	23
ORLANDO CLINICAL RESEARCH CENTER		21	2	9%	23
MD NOW MEDICAL CENTERS INC		1	22	96%	23
UNIVERSITY HILLS HEALTH AND REHABILITATION CENTER		18	5	22%	23
FIRST CHOICE PEDIATRICS LOOP		20	2	9%	22
FLORIDA HOSPITAL LABS		12	10	45%	22
SIDDH INC DBA SAN CARLOS PHARMACY		20	2	9%	22
EBEIDS MD PEDIATRICS		19	3	14%	22
SEAGRASS VILLAGE			22	100%	22
MID FLORIDA PATHOLOGY LLC		21	1	5%	22
TIFFANY LAKE CARE CENTERS INC		22			22
MARTHA'S HOUSE & ASSISTED LIVING FACILITY		22			22
SOLE HEALTH LLC		22			22
MORNINGSIDE MANOR & VILLA ADULT CARE C		22			22
ADVENT HEALTH EXPRESS		9	13	59%	22
CARE HERE		1	21	95%	22
ADVENT HEALTH MEDICAL GROUP- FAMILY MEDICINE AT DR. PHILIPS		17	5	23%	22
NAPHCARE, INC.		12	10	45%	22
TEN HEALTHCARE		6	16	73%	22
ROCKLEDEGE REGIONAL MEDICAL CENTER		17	5	23%	22
ELAN SPANISH SPRINGS		4	18	82%	22
Clearwater Center		10	12	55%	22
COASTAL COMPLETE CARE		11	11	50%	22
MOBILE DIVISION LABORATORY		7	15	68%	22
ENGLEWOOD HOSPITAL AND MEDICAL CENTER		17	5	23%	22
JOSEPH SCHENKER MD PC DBA CENTERS URGENT		19	3	14%	22
OLIVE BRANCH HEALTH AND REHABILITATION CENTER			22	100%	22
APOLLO SURGERY CENTER		20	2	9%	22
GROWING TOGETHER PEDIATRICS, LLC		18	4	18%	22
PALMETTO PEDIATRICS			22	100%	22
AESTHETIC SURGERY CENTER OF WINTER PARK, THE		21	1	5%	22
STEWART MEDICAL GROUP INC			22	100%	22
SUNSHINE PEDIATRICS OF CENTRAL FLORIDA PL		20	2	9%	22
GLEN COVE HOSPITAL		22			22
UNIV OF NORTH ALABAMA HEALTH CENTER		21	1	5%	22
PULSE MEDICAL GROUP INC			22	100%	22
THORNBURG PEDIATRICS		21	1	5%	22
DIACARTA INC.		22			22

COVID-19: testing by laboratory

Data through Feb 22, 2021 verified as of Feb 23, 2021 at 09:25 AM

Data in this report are provisional and subject to change.

The numbers in the table below represent the number of Florida and non-Florida residents for whom test results were received by the Department of Health. A person can be tested by more than one laboratory and can have both positive and negative results. **Therefore, the sum of the numbers in each column will be larger than the total number of people tested.**

Reporting lab	Inconclusive	Negative	Positive	Percent positive	Total
MINUTECLINIC DIAGNOSTIC MEDICAL GROUP		20	2	9%	22
FLORIDA ENDOSCOPY & SURGERY CTR LLC		22			22
FLORIDA PEDIATRICS		6	16	73%	22
VIRTUA		17	4	19%	21
WILTON MANORS HEALTH & REHABILITATION CENTER		12	9	43%	21
WE SCREEN LLC		21			21
DALE MEDICAL CENTER		16	5	24%	21
MINUTECLINIC DIAGNOSTIC OF LOUISIANA		20	1	5%	21
GERALD J KIVETT MD		19	2	10%	21
HUNTINGTON STATION URGENT CARE		20	1	5%	21
FORT SANDERS REGIONAL LABORATORY		21			21
BAPTIST URGENT CARE		18	3	14%	21
TOTAL ACCESS URGENT CARE			21	100%	21
KESHAV RX LLC		18	3	14%	21
COMMUNITY HEALTH OF SOUTH FLORIDA			21	100%	21
PRIMECARE OF DOTHAN-DALEVILLE CLINIC		16	5	24%	21
ROCKLEDGE FAMILY HEALTH			21	100%	21
INTERNATIONAL MEDICAL LABORATORY INC		21			21
ARCPOINT LABS OF WEST PALM BEACH			21	100%	21
ARDEN COURTS OF WINTER SPRINGS		18	3	14%	21
GRAND VILLA OF ST. PETERSBURG		19	2	10%	21
PHYSICIANS CARE		18	3	14%	21
CLEARWATER EMPLOYEE HEALTH CLINIC		7	14	67%	21
WHITE-WILSON MEDICAL CENTER		13	8	38%	21
ASSISTED LIVING OF BROWARD		21			21
CRESTVIEW IMMEDIATE CARE LL			21	100%	21
CLINICAL PATHOLOGY LABORATORIES SOUTHEAST			21	100%	21
BUREAU OF PUBLIC HEALTH	1	2	18	86%	21
ROSLYN URGENT CARE		21			21
CARESPOT		1	20	95%	21
ROBERT H JENKINS JR VETERANS' DOMICILIARY HOME OF		18	3	14%	21
BITTINGS APOTHECARY INC		17	4	19%	21
CONNECTDX		6	15	71%	21
GREEN GABLES ASSISTED LIVING FACILITY		21			21
MINUTE CLINIC DIAGNOSTIC OF VIRGINIA		16	5	24%	21
ST JUDE CHILDRENS RESEARCH HOSPITAL		21			21
LONG BEACH URGENT CARE		21			21
UPMC CHAUTAUQUA AT WCA LABORATORY		20	1	5%	21
MINUTECLINIC, LLC #08366		16	5	24%	21
HENDRY REGIONAL CORPORATE HEALTH			20	100%	20
HALIFAX HEALTH URGENT CARE		3	17	85%	20
LAKE WORTH MANOR		19	1	5%	20
TGH MEDICAL GROUP LABORATORY CARROLLWOOD			20	100%	20
ESTATES MEDICAL CENTER		12	8	40%	20
CONSOLIDATED LAB SERVICES		10	10	50%	20
WINTER PARK FAMILY PRACTICE LLC		17	3	15%	20
ALL AMERICAN URGENT CARE			20	100%	20

COVID-19: testing by laboratory

Data through Feb 22, 2021 verified as of Feb 23, 2021 at 09:25 AM

Data in this report are provisional and subject to change.

The numbers in the table below represent the number of Florida and non-Florida residents for whom test results were received by the Department of Health. A person can be tested by more than one laboratory and can have both positive and negative results. **Therefore, the sum of the numbers in each column will be larger than the total number of people tested.**

Reporting lab	Inconclusive	Negative	Positive	Percent positive	Total
CORE LABORATORY		1	19	95%	20
BEST MEDICAL CENTER		11	9	45%	20
POINT OF CARE CLINICS PRIMARY CARE		20			20
NEW YORK METHODIST HOSPITAL		16	4	20%	20
SANFORD PEDIATRIC ASSOCIATES, PA		18	2	10%	20
NEWYORK-PRESBYTERIAN/ LAWRENCE HOSPITAL LABORATORY		18	2	10%	20
ROWLETT MIDDLE ACADEMY		18	2	10%	20
UAH STUDENT HEALTH CENTER		13	7	35%	20
AMERICAN HEALTH ASSOCIATES INC		3	17	85%	20
JEFFERSON K-12, A SOMERSET SCHOOL- CLINIC		17	3	15%	20
ADIRONDACK MEDICAL CENTER		20			20
BETHESDA HEALTH PHYSICIAN GROUP INC			20	100%	20
MEDEXPRESS URGENT CARE - BLOOMINGTON		17	3	15%	20
TOTTENVILLE CIRCLE URGENT CARE		20			20
MEDICAL EXPRESS CORP		18	2	10%	20
HOLIDAY MEDICAL ASSOCIATES		1	19	95%	20
REDITUS LABORATORIES			20	100%	20
PROFESSIONAL PARK PEDIATRICS PA			20	100%	20
CIGNA PBSO WEST PALM			20	100%	20
CITRUS CARE CLINIC			20	100%	20
BROOKDALE MANDARIN CENTRAL		7	13	65%	20
WINSHIPS PHARMACY INC		20			20
BOCA SIMON LAB		1	19	95%	20
ODYSSEY HEALTHCARE OF MARION COUNTY, LLC		19	1	5%	20
CL BRUMBACK PRIMARY CARE CLINIC LANTANA		2	18	90%	20
ISLAND LAKE CENTER		4	16	80%	20
HARBOUR ISLAND PEDIATRICS		12	8	40%	20
JUPITER MEDICAL CENTER			20	100%	20
PONCE PLAZA NURSING & REHAB CENTER		4	16	80%	20
BAY PEDIATRICS PA		18	2	10%	20
SHORE MEMORIAL HOSPITAL		17	3	15%	20
MORRIS PARK URGENT CARE		17	3	15%	20
ERIC C MARSHAL MD, PC DBA MINUTECLINIC		19	1	5%	20
HOWARD BEACH URGENT CARE		20			20
ALAN SERURE MD		20			20
KIVA AT CANTERBURY, LLC		20			20
HEALTHY MINORS, LLC.		20			20
GUIDEWELL EMERGENCY MEDICINE DOCTORS LLC		4	16	80%	20
CARESPOT OF NOCATEE		1	19	95%	20
RAINBOW PEDIATRIC CENTER		2	18	90%	20
SOUTH CAROLINA DEPARTMENT OF HEALTH			20	100%	20
JACKSON NORTH MEDICAL CENTER		2	17	89%	19
BARTON FAMILY PRACTICE		8	11	58%	19
NEW YORK PRESBYTERIAN - ALLEN HOSPITAL		19			19
MED HEALTH SERVICES		18	1	5%	19
GRAND VILLA OF NEW PORT RICHEY		12	7	37%	19
GRAND VILLA OF ALTAMONTE SPRINGS		12	7	37%	19

COVID-19: testing by laboratory

Data through Feb 22, 2021 verified as of Feb 23, 2021 at 09:25 AM

Data in this report are provisional and subject to change.

The numbers in the table below represent the number of Florida and non-Florida residents for whom test results were received by the Department of Health. A person can be tested by more than one laboratory and can have both positive and negative results. **Therefore, the sum of the numbers in each column will be larger than the total number of people tested.**

Reporting lab	Inconclusive	Negative	Positive	Percent positive	Total
BRIDGEWAY HEALTH CLINICS INC			19	100%	19
ANYLABTESTNOW		6	13	68%	19
GOOD SAMARITAN SOCIETY OF DAYTONA		16	3	16%	19
ASURANCE SCIENTIFIC LABORATORIES		19			19
SONATA BOYNTON BEACH		17	2	11%	19
ROYAL PALM MEDICAL GROUP, INC		19			19
COOPER HEALTHCARE		19			19
REGENCY SQUARE MALL - SEARS		3	16	84%	19
BIOREFERENCE LABORATORIES INC		3	16	84%	19
ESOTERIX GENETIC LABORATORIES		16	3	16%	19
ADVANCED URGENT CARE CENTER		7	12	63%	19
CLERMONT ADVENTHEALTH CENTRA CARE		1	18	95%	19
NO NAME		8	11	58%	19
TIMBERLANE LODGE ALF	1	11	7	37%	19
SEVEN RIVERS REGIONAL MEDICAL CENTER		5	14	74%	19
MONROE COUNTY DETENTION CENTER			19	100%	19
STONE WASH CLINICAL LABORATORIES		2	17	89%	19
NANO HEALTH ASSOCIATES LLC		19			19
BAYVIEW MEDICAL		19			19
Sovereign Laboratory Services, LLC		17	2	11%	19
FLORIDA COMMUNITY HEALTH CENTER OF ST. LUCIE		1	18	95%	19
LAB INTERMARKET FACILITY LAB		1	18	95%	19
Wesley Place on Honeysuckle		17	2	11%	19
TEXAS DEPARTMENT OF STATE HEALTH SERVICES		3	16	84%	19
JUST FOR KIDS PEDIATRICS		5	14	74%	19
SUNCOAST TECHNICAL COLLEGE SCHOOL OF HEALTH		19			19
ST VINCENT'S EAST		17	2	11%	19
LOVING CARE OF THE TREASURE COAST LLC	1	13	5	26%	19
OMEGA LABORATORIES		15	4	21%	19
GENTIVA HEALTH SERVICES		17	2	11%	19
WELLMED AT LAKE COPELAND		13	6	32%	19
OHIO CVS STORES, LLC DBA		17	2	11%	19
BAYFRONT HMA CONVENIENT CARE, LLC		2	17	89%	19
INTEGRATED REGIONAL LABORATORIES - LARGO			19	100%	19
ALL PEDIATRIC CARE			19	100%	19
GRACE WELLNESS CENTER		8	11	58%	19
MICHELLE S PAGE MD PA		18	1	5%	19
MINIMALLY INVASIVE VASCULAR INC		17	2	11%	19
BAPTIST HEALTH URGENT CARE AT WEST BOCA		18	1	5%	19
OCEAN REEF MEDICAL CENTER, LLC			19	100%	19
MARATHON HEALTH FOR LIFE		16	3	16%	19
MINUTECLINIC DIAGNOSTIC PA		16	2	11%	18
BASSETTI & ASSOCIATES, MD, PA			18	100%	18
KIVA AT CANTERBURY		1	17	94%	18
BOZEMAN HEALTH DEACONESS HOSPITAL		13	5	28%	18
AURORA DIAGNOSTICS		6	12	67%	18
UM MILLER SCHOOL OF MEDICINE			18	100%	18

COVID-19: testing by laboratory

Data through Feb 22, 2021 verified as of Feb 23, 2021 at 09:25 AM

Data in this report are provisional and subject to change.

The numbers in the table below represent the number of Florida and non-Florida residents for whom test results were received by the Department of Health. A person can be tested by more than one laboratory and can have both positive and negative results. **Therefore, the sum of the numbers in each column will be larger than the total number of people tested.**

Reporting lab	Inconclusive	Negative	Positive	Percent positive	Total
HARTFORD HOSPITAL ANCILLARY LAB		17	1	6%	18
MADISON CORE LABORATORIES		17	1	6%	18
MINUTECLINIC DIAGNOSTIC OF ILLINOIS L		15	3	17%	18
TPCA CLINICAL LABORATORIES		15	3	17%	18
UTAH DEPARTMENT OF HEALTH			18	100%	18
DEPT OF VA MEDICAL CENTER - BAY PINES			18	100%	18
SPRINGWOOD COURT		13	5	28%	18
MARQUES PEDIATRICS			18	100%	18
WELLMED AT PLANT CITY		10	8	44%	18
GENERAL INTERNAL MEDICINE MEDICAL CTR CLINIC		13	5	28%	18
CITY OF CAPE CORAL		16	2	11%	18
MINUTECLINIC DIAGNOSTIC OF NORTH CAROLINA PC		15	3	17%	18
HUNT CLUB MEDICAL		13	5	28%	18
MARION COUNTY HEALTH DEPARTMENT		17	1	6%	18
DIXIE COUNTY HEALTH DEPARTMENT		11	7	39%	18
FLUSHING HOSPITAL MEDICAL CENTER		15	3	17%	18
WALGREENS COVID-19		14	4	22%	18
COMMONWEALTH OF MASSACHUSETTS			18	100%	18
COASTAL FAMILY PRACTICE		10	8	44%	18
WALGREEN EASTERN CO, INC		18			18
ENCOMPASS HEALTH REHABILITATION HOSPITAL OF SARASOTA		18			18
MOORINGS PARK OAKSTONE AT GREY OAKS		17	1	6%	18
OCEANSIDE URGENT CARE		18			18
FUTURE PEDIATRICS		15	3	17%	18
MCWHORTER SCHOOL OF PHARMACY		18			18
OCALA OAKS REHABILITATION CENTER		12	6	33%	18
TOTAL RENAL LABORATORIES INC		13	5	28%	18
CABOT RESERVE ON THE GREEN		18			18
XPRESS WELLNESS URGENT CARE			18	100%	18
CHARLOTTE CHD PORT CHARLOTTE		14	4	22%	18
FLORIDA HOSPITAL WINTER GARDEN		15	3	17%	18
GUARDANT HEALTH		13	5	28%	18
MINUTE CLINIC DIAGNOSTIC OF VIRGINIA, LLC		18			18
OSCEOLA ALF OPERATOR, LLC DBA□		18			18
TENNESSEE DEPARTMENT OF HEALTH		14	4	22%	18
MINUTECLINIC DIAGNOSTIC OF RHODE ISLAND, LLC #590		17	1	6%	18
CENTRAL FLORIDA PEDIATRIC URGENT CARE LLC		16	2	11%	18
DASCENA, INC		15	3	17%	18
SOUTH NASSAU COMMUNITIES HOSPITAL		14	4	22%	18
FAMILY CARE CYPRESS CREEK		1	17	94%	18
ST. JUDES LABORATORIES		12	6	33%	18
VIERA FAMILY MEDICINE AND WELLNESS		14	4	22%	18
REHAB AND HEALTHCARE CENTER OF CAPE CORAL		17			17
URGENT TEAM		14	3	18%	17
BROOKDALE CROWN POINT			17	100%	17
MD PLUS URGENT CARE, LLC			17	100%	17
DIEGO FALLON MD PA		6	11	65%	17

COVID-19: testing by laboratory

Data through Feb 22, 2021 verified as of Feb 23, 2021 at 09:25 AM

Data in this report are provisional and subject to change.

The numbers in the table below represent the number of Florida and non-Florida residents for whom test results were received by the Department of Health. A person can be tested by more than one laboratory and can have both positive and negative results. **Therefore, the sum of the numbers in each column will be larger than the total number of people tested.**

Reporting lab	Inconclusive	Negative	Positive	Percent positive	Total
URGENT CARE AT LONGWOOD			17	100%	17
PEDIATRIC ASSOCIATES PA		16	1	6%	17
Grand Villa of Deerfield Beach		15	2	12%	17
FUNGAL REFERENCE LABORATORY		12	5	29%	17
VALLEY IMMEDIATE CARE		15	2	12%	17
GLEN OAKS URGENT CARE		16	1	6%	17
UVMC MICROBIOLOGY		16	1	6%	17
CONCIMED LLC		16	1	6%	17
PALM BAY FAMILY PRACTICE		4	13	76%	17
BHA CENTRAL COUNTY CLINIC		1	16	94%	17
ST ELIZABETH MEDICAL CENTER LABORATORY		16	1	6%	17
CARENOW URGENT CARE-BRENTWOOD		11	6	35%	17
THE CANOPY AT HARPER LAKE	1		16	94%	17
BAYLOR GENETICS		6	11	65%	17
HELIX DIAGNOSTICS			17	100%	17
BAY BREEZE HEALTH AND REHABILITATION CENTER		9	8	47%	17
CRANES VIEW LODGE			17	100%	17
PRIMARY CARE MEDICINE	1	13	3	18%	17
PRATTVILLE BAPTIST HOSPITAL		13	4	24%	17
BAYCARE MEDICAL GROUP INC			17	100%	17
MINUTECLINIC, LLC, DBA MINUTECLINIC #5		14	3	18%	17
URGENT CARE WEST CLINIC		14	3	18%	17
ORLANDO FAMILY MEDICINE		7	10	59%	17
Floral Health and Rehabilitation, LLC		16	1	6%	17
RESOLVE MOLECULAR DIAGNOSTICS		13	4	24%	17
WELLINGTON FAMILY PRACTICE		13	4	24%	17
INN AT LAKE SEMINOLE SQUARE, THE		17			17
MARCO DRUGS AND COMPOUNDING		13	4	24%	17
TENDER CARE ALF		17			17
PACIFICA SENIOR LIVING FORT MYERS		11	6	35%	17
LAKELAND HILLS CENTER		10	7	41%	17
ASCENSION ST VINCENT'S PRIMARY CARE			17	100%	17
JESSIE TRICE COMMUNITY HEALTH SYSTEM, INC		1	16	94%	17
COAST MED URGENT CARE		16	1	6%	17
49D2045214PHYSICIAN OFFICE-WAIVER-MEDEXPRESS URGENT CARE - HARRISONBU		8	9	53%	17
Z UROLOGY		17			17
TRINITY MEDICAL ASSOCIATES LLC			17	100%	17
ROSS MEDICAL GROUP			17	100%	17
GENETIC TECHNOLOGICAL INNOVATIONS			17	100%	17
MINUTECLINIC DIAGNOSTICS MEDICAL GROUP		16	1	6%	17
BROOKDALE ST AUGUSTINE			17	100%	17
BAYCARE HEALTH SYSTEMS, LLC			17	100%	17
MASSACHUSETTS GENERAL HOSPITAL		1	16	94%	17
SHELBY BAPTIST MEDICAL CENTER		12	5	29%	17
PARRISH HEALTH CENTER		14	3	18%	17
HEALTHCARE NOW			17	100%	17
MAITLAND PRIMARY CARE		9	7	44%	16

COVID-19: testing by laboratory

Data through Feb 22, 2021 verified as of Feb 23, 2021 at 09:25 AM

Data in this report are provisional and subject to change.

The numbers in the table below represent the number of Florida and non-Florida residents for whom test results were received by the Department of Health. A person can be tested by more than one laboratory and can have both positive and negative results. **Therefore, the sum of the numbers in each column will be larger than the total number of people tested.**

Reporting lab	Inconclusive	Negative	Positive	Percent positive	Total
MINUTE CLINIC DIAGNOSTIC OF NEW JERSEY		16			16
AUBURN COMMUNITY HOSPITAL		14	2	13%	16
MEDEXPRESS URGENT CARE, MOON TOWNSHIP		15	1	6%	16
STARLING AT NOCATEE			16	100%	16
Lab MSMC Hialeah			16	100%	16
NORTHWEST FLORIDA SLEEP		1	15	94%	16
INTERNAL MEDICINE ASSOCIATES & SPECIALTIES INC		15	1	6%	16
ROBERT WOOD JOHNSON UNIVERSITY HOSP		14	2	13%	16
DARDEN WELLNESS CENTER		13	3	19%	16
NORTHEAST FLORIDA STATE HOSP-NURSING		15	1	6%	16
MINUTECLINIC DIAGNOSTIC OF TEXAS		13	3	19%	16
MINUTECLINIC DIAGNOSTIC OF TN PC #378		15	1	6%	16
XERA MED RESEARCH			16	100%	16
PRO HEALTH FAMILY PHYSICIANS, NYSTROM		16			16
FAST TRACK URGENT CARE CENTER - TYRONE			16	100%	16
ADVENT HEALTH - ZEPHYRHILLS			16	100%	16
Citymd Of Lacey		14	2	13%	16
JS HEALTHCARE INC		16			16
BONIFAY NURSING AND REHABILITATION CENTER			16	100%	16
PANAMA CITY VITAS HOSPICE		16			16
STATEN ISLAND UNIVERSITY HOSPITAL		15	1	6%	16
BAY COUNTY HEALTH DEPARTMENT		12	4	25%	16
REGENEXX TAMPA BAY		14	2	13%	16
MIRIMUS INC		1	15	94%	16
CAREHERE- LCS LEESBURG			16	100%	16
MEDICINE AT LONGWOOD		16			16
ST CATHERINE OF SIENA HOSPITAL		14	2	13%	16
ALL FLORIDA FAMILY & SPORTS MEDICINE		15	1	6%	16
BAPTIST MEMORIAL HEALTH CARE		14	2	13%	16
MINUTECLINIC MINUTECLINIC #8746		15	1	6%	16
JOSEPH MIGNOGNA		13	3	19%	16
ALBIBI		1	15	94%	16
COLLIER COUNTY JAIL		16			16
ADEPT INPATIENT MEDICAL SERVICES PC		16			16
PROMEDICA LABORATORIES		11	5	31%	16
ADVENTHEALTH MEDICAL GROUP PULMONOLOGY		14	2	13%	16
SOMA MEDICAL CENTER PA			16	100%	16
URGENT CARE CLINIC OF LINCOLN		14	2	13%	16
MEDEXPRESS URGENT CARE LEWISBURG		15	1	6%	16
COMMUNITY HOME HEALTH CARE		16			16
OKEECHOBEE HEALTHCARE FACILITY			16	100%	16
ST AUGUSTINE PLANTATION		1	15	94%	16
CLEVELAND CLINIC			16	100%	16
MINUTECLINIC DIAGNOSTIC OF PENNSYLVANI		16			16
CARESPOT EXPRESS HEALTHCARE			16	100%	16
JOSEF SCHENKER MD PC DBA CENTERS URGENT		15	1	6%	16
SRMC AVALON		9	7	44%	16

COVID-19: testing by laboratory

Data through Feb 22, 2021 verified as of Feb 23, 2021 at 09:25 AM

Data in this report are provisional and subject to change.

The numbers in the table below represent the number of Florida and non-Florida residents for whom test results were received by the Department of Health. A person can be tested by more than one laboratory and can have both positive and negative results. **Therefore, the sum of the numbers in each column will be larger than the total number of people tested.**

Reporting lab	Inconclusive	Negative	Positive	Percent positive	Total
HEALTH CENTRAL HOSPITAL			16	100%	16
CRUCIAL CARE		10	6	38%	16
NOVANT HEALTH GOHEALTH URGENT CARE-HARRISBURG		8	8	50%	16
ARDEN COURTS OF PALM HARBOR			16	100%	16
MILLENNIUM PHYSICIAN GRP LLC NAPLES PINE RIDGE			16	100%	16
STEINHATCHEE DRUGS		13	3	19%	16
LEE COMMUNITY HEALTHCARE - LEHIGH		15	1	6%	16
CLEVELAND CLINIC FLORIDA		1	15	94%	16
MEADOWCREST MOLECULAR DIAGNOSTICS, LLC			15	100%	15
BESSENT ROAD GROUP HOME		15			15
DIATHERIX		13	2	13%	15
NORTHWEST FLORIDA COMMUNITY HOSPITAL 3RD FLOOR		14	1	7%	15
TMH FSU RAPID LABORATORY		2	13	87%	15
MEDEXPRESS URGENT CARE - TIMBERLAKE		14	1	7%	15
A LILIKO'I PHARMACY LLC		15			15
MINUTECLINIC DIAGNOSTIC OF MICHIGAN PC		14	1	7%	15
TELEVISIT MALABAR PEDIATRICS		5	10	67%	15
LAKEWOOD RANCH MEDICAL CENTER CLINICAL LAB			15	100%	15
INTERIM HEALTHCARE OF NORTHWEST FLORIDA INC		13	2	13%	15
DOCTORS MEDICAL CENTER OF WALTON COUNTY CLINIC			15	100%	15
HOLLEY-NAVARRE MEDICAL CLINIC		5	10	67%	15
MEDI STATION			15	100%	15
ENCOMPASS HEALTH REHABILITATION HOSPITAL OF PANAMA CITY		10	5	33%	15
MINUTECLINIC #8699		12	3	20%	15
CUSTEAD CARE CENTER HAVEN HOSPICE		12	3	20%	15
Astoria Health and Rehab		15			15
ST ANTHONY'S HOSP PATIENT CARE SERVICE			15	100%	15
WALK IN URGENT CARE			15	100%	15
OAKMONTE VILLAGE OF DAVIE			15	100%	15
CHURCH OF SCIENTOLOGY FLAG SERVICE ORGANIZATION		14	1	7%	15
FLORIDA DEPARTMENT OF HEALTH IN HILLSBOROUGH COUNTY		1	14	93%	15
ADVENT HEALTH - KISSIMMEE		5	10	67%	15
ADVENTHEALTH MEDICAL GROUP MULTISPECIALTY			15	100%	15
EASTLAKE PEDIATRICS - TRINITY		15			15
MINUTECLINIC, LLC, DBA MINUTECLINIC #2544		14	1	7%	15
SINAI HOSPITAL OF BALTIMORE		15			15
ORLANDO HEALTH		2	13	87%	15
PATHLINE			15	100%	15
BAYCARE MEDICAL GROUP INC			15	100%	15
COMMUNITY HEALTH OF SOUTH FLORIDA INC			15	100%	15
BAPTIST MEDICAL CENTER EAST		11	4	27%	15
1 TOUCH TOTALCARE SOLUTIONS		14	1	7%	15
BVL PEDIATRICS		14	1	7%	15
MULBERRY'S MOBILE PROVIDER SERVICES LLC		1	14	93%	15
EXPRESS FAMILY CARE LLC			15	100%	15
AJU GEORGE MD PA			15	100%	15
FAMILY CARE			15	100%	15

COVID-19: testing by laboratory

Data through Feb 22, 2021 verified as of Feb 23, 2021 at 09:25 AM

Data in this report are provisional and subject to change.

The numbers in the table below represent the number of Florida and non-Florida residents for whom test results were received by the Department of Health. A person can be tested by more than one laboratory and can have both positive and negative results. **Therefore, the sum of the numbers in each column will be larger than the total number of people tested.**

Reporting lab	Inconclusive	Negative	Positive	Percent positive	Total
PALM BEACH GARDENS MEDICAL CENTER			15	100%	15
FORT HAMILTON URGENT CARE		15			15
STAT MEDICAL CLINIC III INC		10	5	33%	15
MILTON 4707		15			15
BLOUNT MEMORIAL HOSPITAL		13	2	13%	15
COLLEGE POINT URGENT CARE		13	2	13%	15
HODGES CLUSTER		2	13	87%	15
CALLAWAY CLINIC		10	5	33%	15
EAR NOSE & THROAT ASSOCIATES OF MANATEE PA		15			15
FAMILY CARE CENTER OF ARLINGTON		10	5	33%	15
EPIPHANY HEALTH		8	6	43%	14
POLK CHD BARTOW		13	1	7%	14
FORT WALTON BEACH DEVELOPMENTAL CENTER		13	1	7%	14
MINUTECLINIC DIAGNOSTIC OF LOUISIANA,		13	1	7%	14
PULSE & REMEDY LLC			14	100%	14
TANVIR H SHAGAR NP		14			14
KINDRED HOSPITAL OCALA		12	2	14%	14
NORTHWESTERN MEMORIAL HOSPITAL			14	100%	14
SANDALWOOD NURSING CENTER		14			14
NORTHWEST FLORIDA ENT, PA		5	9	64%	14
ST JOSEPH HOSPITAL		13	1	7%	14
SOUTHEASTERN LABORATORY			14	100%	14
MEDEMERGE		13	1	7%	14
BOCA SIMON		2	12	86%	14
DAVITA DIALYSIS		4	10	71%	14
ST CLOUD MEDICAL GROUP		12	2	14%	14
CVS NY4098030POCT NEW YORK		14			14
BREVARD HEALTH ALLIANCE INC, THE		9	5	36%	14
MELBOURNE FAMILY PRACTICE		12	2	14%	14
Grand Villa of Clearwater		12	2	14%	14
MC DIAGNOSTIC OF CONNECTICUT, PC #775		13	1	7%	14
WEEMS MEMORIAL HOSPITAL		10	4	29%	14
SOUTHEASTERN UNIVERSITY INC		14			14
SIGMUND LABS LLC		14			14
INDIANA STATE DEPARTMENT OF HEALTH		1	13	93%	14
HUDSON VALLEY HOSPITAL CENTER LABORATORY		13	1	7%	14
Terrace of Jacksonville			14	100%	14
OPIS ISLAND LAKE CENTER		13	1	7%	14
ALAN L MELOTEK MD		14			14
MORTON PLANT MEASE			14	100%	14
HEALTHFIRST ADVENT HEALTH CENTRA CARE COCOA BEACH			14	100%	14
TALLAHASSEE PRIMARY CARE ASSOCIATES PA		12	2	14%	14
MEDEXPRESS URGENT CARE - ROBINSON TWP, STEUBENVILLE PIKE		12	2	14%	14
HOPE HEALTHCARE		14			14
TREEHOUSE PEDIATRICS & FAMILY CARE		14			14
SHERMAN-ABRAMS LABORATORY INC		11	3	21%	14
RIVERSIDE COTTAGES AT THE SHORES, LLC			14	100%	14

COVID-19: testing by laboratory

Data through Feb 22, 2021 verified as of Feb 23, 2021 at 09:25 AM

Data in this report are provisional and subject to change.

The numbers in the table below represent the number of Florida and non-Florida residents for whom test results were received by the Department of Health. A person can be tested by more than one laboratory and can have both positive and negative results. **Therefore, the sum of the numbers in each column will be larger than the total number of people tested.**

Reporting lab	Inconclusive	Negative	Positive	Percent positive	Total
Belleair Healthcare Center		8	6	43%	14
LAKE HOWARD HEIGHTS	1	11	2	14%	14
BENTON HOUSE OF PORT ORANGE		8	6	43%	14
GRAND VILLA OF ORMOND BEACH		12	2	14%	14
ALASKA PUBLIC HEALTH LAB		1	13	93%	14
MI CASA DORADA ASSISTED LIVING FACILIT		14			14
The Evangelical Lutheran Good Samaritan Society		14			14
HARLEM HOSPITAL CENTER		13	1	7%	14
Consulate Health Care of Jacksonville			14	100%	14
TREASURE COAST URGENT CARE			14	100%	14
UNIVERSITY LAB			14	100%	14
PBSO WEST PALM FAMILY PRACTICE		1	13	93%	14
OPTIONS FOR SENIORS INC DBA PALM KREST MANOR		12	2	14%	14
UC HEALTH UNIVERSITY HOSPITAL		11	3	21%	14
IN-OFFICE LAB		12	1	8%	13
CVS MINUTE CLINIC DIAGNOSTIC OF TEXAS LLC		10	3	23%	13
WORLD WRESTLING ENTERTAINMENT			13	100%	13
AVALON MEDICAL WALK IN CLINIC			13	100%	13
BELLEVUE HOSPITAL CENTER DEPARTMENT		13			13
ARNOT OGDEN MEDICAL CENTER LABORATORY		13			13
VRL EUROFINs - HAWAII		13			13
GLENBROOKE AT PALM BAY			13	100%	13
BRYAN WHITFIELD MEMORIAL HOSPITAL		8	5	38%	13
VALDOSTA FAMILY MEDICINE		1	12	92%	13
ELTINGVILLE CIRCLE URGENT CARE		13			13
BROOKLYN HOSPITAL CENTER DOWNTOWN CAMPUS		13			13
ACCESS HEALTH CARE PHYSICIANS LLC		4	9	69%	13
DYNAMIC DNA LAB		1	12	92%	13
COMPREHENSIVE CHILDCARE ASSOCIATES		8	5	38%	13
CAREATC			13	100%	13
NOVALIFE MEDSPA			13	100%	13
EAR NOSE AND THROAT ASSOCIATES OF MANATEE, P.A.		10	3	23%	13
PRIMARY CARE WALK IN CLINIC PLLC			13	100%	13
ROCKLEDGE		3	10	77%	13
SUMMERGATE PHARMACY		12	1	8%	13
Sunnyside Care Center		13			13
CLINICAL LABORATORY SERVICES			13	100%	13
FLORIDA MEDICAL CLINIC IM MLK		9	4	31%	13
MINUTECLINIC DIAGNOSTIC OF TN, PC 374		9	4	31%	13
NEWPATH DIAGNOSTICS		7	6	46%	13
LONG ISLAND JEWISH VALLEY STREAM		12	1	8%	13
ORANGE REGIONAL MEDICAL CENTER LABORATORY		10	3	23%	13
HORIZON MEDICAL GROUP		11	2	15%	13
BROOKDALE DELAND			13	100%	13
INTERMOUNTAIN CENTRAL LAB		1	12	92%	13
ESCAMBIA COMMUNITY CLINIC		2	11	85%	13
SOUTHEAST FAMILY HEALTHCARE CENTER			13	100%	13

COVID-19: testing by laboratory

Data through Feb 22, 2021 verified as of Feb 23, 2021 at 09:25 AM

Data in this report are provisional and subject to change.

The numbers in the table below represent the number of Florida and non-Florida residents for whom test results were received by the Department of Health. A person can be tested by more than one laboratory and can have both positive and negative results. **Therefore, the sum of the numbers in each column will be larger than the total number of people tested.**

Reporting lab	Inconclusive	Negative	Positive	Percent positive	Total
MONTEFIORE ST LUKE'S CORNWALL HOSPITAL		10	3	23%	13
FLORIDA STATE HOSPITAL			13	100%	13
MAINSTREET FAMILY SELECT		1	12	92%	13
A AND R RESEARCH GROUP LLC		10	3	23%	13
COVANCE CENTRAL LABORATORY			13	100%	13
MEDLAB ASSOCIATES LLC		13			13
MINUTECLINIC DIAGNOSTIC OF TN PC #6435		13			13
PARKWEST MEDICAL CENTER		11	2	15%	13
LUCID DIAGNOSTICS LABS			13	100%	13
UNIVERSITY HOSPITAL UC HEALTH		9	4	31%	13
PROHEALTH CARE ASSOCIATES MOBILE		10	3	23%	13
METROPOLITAN CHARITIES INC		12	1	8%	13
HARBOR CHASE OF JACKSONVILLE			13	100%	13
ORCHID COVE		3	10	77%	13
GENETIC TECHNOLOGICAL INNOVATIONS, LLC		1	12	92%	13
MINUTECLINIC DIAGNOSTIC OF TN, PC 6438		11	2	15%	13
CROSS CARE CENTER			13	100%	13
MAIN STREET MEDICAL CENTER OF CRESTVIEW PA		1	12	92%	13
ADVENT HEALTH - WINTER HAVEN		7	6	46%	13
BAYA URGENT CARE LLC		1	12	92%	13
PREMIER LABORATORY SERVICES, LLC		5	8	62%	13
SOMA MEDICAL CENTER # 4		2	11	85%	13
MINUTECLINIC DIAGNOSTIC OF TN PC #566		11	2	15%	13
VILLA OF KINGS AND QUEENS OF DELRAY		13			13
SHELBY COUNTY HEALTH CARE CORPORATION		10	3	23%	13
WEEMS MEDICAL CENTERS		9	4	31%	13
PHELPS HOSPITAL LABORATORY		11	2	15%	13
FLORIDA DEPT OF HEALTH		4	8	67%	12
GEORGE W FERGUSON MD-CONCIERGE MEDICAL SERVICES PL		11	1	8%	12
INNOVATIVE RESEARCH OF WEST FLORIDA		9	3	25%	12
THE PLAZA AT PARKSQUARE		12			12
CVS TN5639POCT FARRAGUT		10	2	17%	12
METHODIST MEDICAL CENTER		9	3	25%	12
MEDEXPRESS URGENT CARE - SEMINOLE SQUA		10	2	17%	12
HIGHLANDS COUNTY FIRE RESCUE		12			12
ACADIAN DIAGNOSTIC LABORATORIES		8	4	33%	12
LIFE CARE OF PORT SAINT LUCIE		3	9	75%	12
THE PALMS PHARMACY, INC		11	1	8%	12
MERCY MEDICAL CENTER		5	7	58%	12
MC DIAGNOSTIC OF CONNECTICUT, PC #1960		12			12
JFK MEDICAL CENTER NORTH LAB		1	11	92%	12
MADISON COUNTY HEALTH DEPARTMENT		5	7	58%	12
URGENT CARE USA LLC		1	11	92%	12
BROOKDALE CITRUS			12	100%	12
BAPTIST PRIMARY CARE PONTE VEDRA		6	6	50%	12
NAPLES GREEN VILLAGE		12			12
ADVENTHEALTH MEDICAL GROUP		9	3	25%	12

COVID-19: testing by laboratory

Data through Feb 22, 2021 verified as of Feb 23, 2021 at 09:25 AM

Data in this report are provisional and subject to change.

The numbers in the table below represent the number of Florida and non-Florida residents for whom test results were received by the Department of Health. A person can be tested by more than one laboratory and can have both positive and negative results. **Therefore, the sum of the numbers in each column will be larger than the total number of people tested.**

Reporting lab	Inconclusive	Negative	Positive	Percent positive	Total
ST PETER'S UNIVERSITY HOSPITAL		9	3	25%	12
MI2297090CV HOLLAND-23D2189684		12			12
AVENTURA HOSPITAL AND MEDICAL CENTER			12	100%	12
TNC WALK IN CLINIC		9	3	25%	12
COLLIER COUNTY HEALTH DEPT.		7	5	42%	12
MIRACLE ALF INC		12			12
MEDEXPRESS URGENT CARE-ALTOONA		10	2	17%	12
WOODLAND TOWERS		6	6	50%	12
FAMILY MEDICINE AT LONGWOOD			12	100%	12
LAB UNKNOWN		1	11	92%	12
OHIO STATE UNIVERSITY MEDICAL CENTER			12	100%	12
Lady Lake Specialty Care			12	100%	12
SOMA MEDICAL CENTER, P.A.			12	100%	12
ORMOND MEDICAL ARTS		3	9	75%	12
LPG PULMONOLOGY-COCONUT POINT		10	2	17%	12
UNIVERSITY OF MIAMI MILLER SCHOOL			12	100%	12
APPLE DIAGNOSTICS LAB		5	7	58%	12
TLC FAMILY CARE HOME INC		12			12
FORT PIERCE FAMILY CARE INC		6	6	50%	12
CLINIC OF PEDIATRICS & GI MEDICINE INC			12	100%	12
VERITAS RESEARCH CORP			12	100%	12
CARLOS F FUSTER MD PA		12			12
PARROTT MEDICAL CLINIC			12	100%	12
BROWARD DIALYSIS			12	100%	12
YORKVILLE PEDIATRIC URGENT CARE		12			12
ADVENTHEALTH MEDICAL GROUP PEDIATRICS AT		2	10	83%	12
STEWART MELBOURNE HOSPITAL, INC	1		11	92%	12
GLEN OAKS HEALTH AND REHABILITATION CENTER			12	100%	12
IREPERTOIRE_MOL_LAB		12			12
MERIDIAN AT WATERWAYS, THE		10	2	17%	12
NATIONAL GENETICS INST LABCORP		4	8	67%	12
SARASOTA - ROBERT L TAYLOR COMMUNITY CENTER		1	11	92%	12
WACO HHSSURGEWACO	1	10	1	8%	12
SUMMIT ATLANTIC SURGERY CENTER		12			12
ADVENTHEALTH MEDICAL GROUP CARE CLINIC AT		8	4	33%	12
HAVEN HOSPICE			12	100%	12
PANCARE HEALTH - WEWA ELEMENTARY			12	100%	12
ST VINCENT'S URGENT CARE		9	3	25%	12
GNT ASSOCIATES		11	1	8%	12
WALGREEN		4	8	67%	12
LEON CHD		12			12
CVS MINUTE CLINIC, LLC		10	2	17%	12
FLORIDA PRESBYTERIAN HOMES INC		11	1	8%	12
SUWANNEE COUNTY JAIL		11	1	8%	12
FHCP-PORT ORANGE		3	9	75%	12
MIAMI BEACH MEDICAL GROUP LLC			12	100%	12
ENCOMPASS HOME HEALTH OF THE SOUTHEAST LLC		12			12

COVID-19: testing by laboratory

Data through Feb 22, 2021 verified as of Feb 23, 2021 at 09:25 AM

Data in this report are provisional and subject to change.

The numbers in the table below represent the number of Florida and non-Florida residents for whom test results were received by the Department of Health. A person can be tested by more than one laboratory and can have both positive and negative results. **Therefore, the sum of the numbers in each column will be larger than the total number of people tested.**

Reporting lab	Inconclusive	Negative	Positive	Percent positive	Total
GRAND VILLA OF ENGLEWOOD		7	4	36%	11
ADVANCED HEALTHCARE ASSOCIATES		11			11
WINDSOR WOODS REHAB & HEALTHCARE CTR		10	1	9%	11
CARENOW URGENT CARE-WEST END		7	4	36%	11
UNIVERSITY OF ILLINOIS VETERINARY DIAG		11			11
GADSDEN REGIONAL MEDICAL CENTER		11			11
NORTH OKALOOSA PHYSICIAN GROUP		10	1	9%	11
MINUTECLINIC DIAGNOSTIC OF NORTH		10	1	9%	11
VIRTUA WEST JERSEY HOSPITAL VOORHEES		9	2	18%	11
TELEVISIT PALM BAY FAMILY PRACTICE		9	2	18%	11
MIDNIGHT MEDICINE			11	100%	11
ADULT MEDICINE OF LAKE COUNTY INC			11	100%	11
PRIMECARE AT PORT ORANGE			11	100%	11
MIAMI BEACH MEDICAL GROUP			11	100%	11
MHHS All Lab Subsection		11			11
MINUTECLINIC DIAGNOSTIC OF TN, PC 4992		11			11
ORLANDO ORTHOPAEDIC OUTPATIENT SURGERY CENTER LLC		8	3	27%	11
ILLINOIS DEPT OF PUBLIC HEALTH LAB - SPRINGFIELD			11	100%	11
CVS MINUTE CLINIC DIAGNOSTIC PA		9	2	18%	11
IGENEX INC		11			11
BAPTIST HEALTH			11	100%	11
Hackensack Umc Mountainside		10	1	9%	11
FLORIDA MEDICAL CLINIC - MULTI SPECIALTY CAMPUS		2	9	82%	11
UMHC/SYLVESTER AT KENDALL		1	10	91%	11
BIOTECH CLINICAL LABORATORIES, INC.		1	10	91%	11
SEBRING PEDIATRICS LLC			11	100%	11
PRIMECARE ACQUISITION FAMILY PRACTICE INC		11			11
FAMILY MEDICINE AT HUNTERS CREEK		11			11
MED LABS DIAGNOSTICS		6	5	45%	11
SENIOR HOME CARE INC		11			11
CORNER OAK ESTATE LLC		11			11
GAMMA DIAGNOSTIC LAB LLC			11	100%	11
MONTEFIORE MEDICAL CENTER LABORATORIES - WEILER		7	4	36%	11
45TH 1		11			11
AIM LABORATORIES			11	100%	11
LIFE'S SPECIAL MOMENTS INC		11			11
FLORIDA HOSPITAL PHYSICIAN GROUP		3	8	73%	11
ADVENTIST HEALTH SYSTEM FLORIDA DEPT OF HEALTH		7	4	36%	11
DESOTO HEALTH AND REHAB LLC		7	4	36%	11
FIRST CHOICE PEDIATRICS WINTER SPRINGS		10	1	9%	11
REDMED CLINIC OF ARLINGTON		10	1	9%	11
LPG PRIMARY CARE AT SURFSIDE		10	1	9%	11
MEDEXPRESS URGENT CARE- MARYLAND		10	1	9%	11
WANTAGH URGENT CARE		8	3	27%	11
GENESIS		7	4	36%	11
CARINGTON MANOR		11			11
LEHIGH VALLEY HOSPITAL		3	8	73%	11

COVID-19: testing by laboratory

Data through Feb 22, 2021 verified as of Feb 23, 2021 at 09:25 AM

Data in this report are provisional and subject to change.

The numbers in the table below represent the number of Florida and non-Florida residents for whom test results were received by the Department of Health. A person can be tested by more than one laboratory and can have both positive and negative results. **Therefore, the sum of the numbers in each column will be larger than the total number of people tested.**

Reporting lab	Inconclusive	Negative	Positive	Percent positive	Total
ALCOVE ASSISTED LIVING FACILITY		11			11
MEDICAL PAVILION CLINIC		2	9	82%	11
MEDICAL CENTER AFFILIATES WEST PALM			11	100%	11
SAMARITAN MEDICAL CENTER		11			11
DMH STEINHATCHEE FAMILY MEDICINE		8	3	27%	11
MC DIAGNOSTIC OF CONNECTICUT PC #459		11			11
THE TERRACE OF SAINT CLOUD		9	2	18%	11
NIGHT LITE PEDIATRICS CENTER, LLC		1	10	91%	11
PINELLAS COUNTY HEALTH DEPARTMENT		2	9	82%	11
TROPICANA		5	6	55%	11
Lehigh Acres Health and Rehabilitation			11	100%	11
AZALEA HEALTH		2	9	82%	11
MEYER PEDIATRICS CHTD		11			11
WINTER PARK CARE AND REHABILITATION			11	100%	11
SURGERY CENTER OF CORAL GABLES LLC,THE		9	2	18%	11
MOUNT DORA PEDIATRICS		9	2	18%	11
UNIVERSITY CENTRA CARE		10	1	9%	11
WELLMED AT SOUTH PARSONS		9	2	18%	11
PALM BEACH PATHOLOGY		9	2	18%	11
CULINARY INSTITUTE OF AMERICA STUDENT	3	8			11
Grand Villa of Dunedin		5	6	55%	11
ELITE HOME HEALTH SERVICES		11			11
PRIMARY CARE SPECIALISTS OF ORLANDO LLC		9	2	18%	11
CARLOS PORTU MD, PLLC			11	100%	11
MINUTE CLINIC		1	10	91%	11
CARE FAST MURABELLA		7	4	36%	11
St. Annes Nursing Center, St. Annes Residence, Inc.		11			11
MORTON PLANT NORTH BAY HOSPITAL			11	100%	11
FAMILY PRACTICE ON THE GO		6	5	45%	11
WATSON HEALTHCARE		8	3	27%	11
Rosewood Healthcare and Rehabilitation Center		5	6	55%	11
NORTHERN WESTCHESTER HOSPITAL LABORATORY		9	2	18%	11
GRAND VILLA OF DEL RAY WEST		10	1	9%	11
JOHN W NORRIS III MD PA	1		10	91%	11
GRAND VILLA OF PINELLAS PARK		10	1	9%	11
St Joseph's Hospital & Medical Center		10	1	9%	11
WELLMED AT PORT ST LUCIE WEST		7	4	36%	11
SEMORAN FAMILY HEALTH LLC		10	1	9%	11
URGENT CARE & FAMILY PRACTICE CENTER			10	100%	10
CARROLL GARDENS URGENT CARE		10			10
ALABAMA DEPARTMENT OF PUBLIC HEALTH		1	9	90%	10
BOCA RATON REGIONAL HOSPITAL LAB			10	100%	10
MEDEXPRESS URGENT CARE CHARLESTON		6	4	40%	10
MISSOURI DEPARTMENT OF HEALTH AND SENIOR SERVICES			10	100%	10
BRIDGE DIAGNOSTICS			10	100%	10
KIDSVILLE PEDIATRICS			10	100%	10
NORTON HEALTHCARE			10	100%	10

COVID-19: testing by laboratory

Data through Feb 22, 2021 verified as of Feb 23, 2021 at 09:25 AM

Data in this report are provisional and subject to change.

The numbers in the table below represent the number of Florida and non-Florida residents for whom test results were received by the Department of Health. A person can be tested by more than one laboratory and can have both positive and negative results. **Therefore, the sum of the numbers in each column will be larger than the total number of people tested.**

Reporting lab	Inconclusive	Negative	Positive	Percent positive	Total
PHASE2 LABS	2	6	2	20%	10
FLEMING ISLAND CENTER FOR CLINICAL RESEARCH		10			10
APPALACHIAN REGIONAL HEALTHCARE SYSTEM		10			10
DOCTOR TODAY TLC LLC			10	100%	10
BLOCK NATION CHASE		4	6	60%	10
CAREATC INC BRANDON	1	8	1	10%	10
URGENT CARE OF NEW YORK		10			10
CVS NC3516POCT WINSTON SALEM		8	2	20%	10
PRORENATA LABS		2	8	80%	10
LUXOR SCIENTIFIC LLC		1	9	90%	10
ONEIDA HEALTHCARE CENTER		8	2	20%	10
HEALTH NETWORK LABORATORIES		6	4	40%	10
VENICE GREEN VILLAGE		3	7	70%	10
MINUTECLINIC DIAGNOSTIC OF NEW MEXICO		10			10
MAINSTREET FAMILY CARE			10	100%	10
URGENT CARE CENTER AT PINNACLE		4	6	60%	10
HCR MANORCARE		10			10
KIDSWOOD PEDIATRICS CORP		3	7	70%	10
PPD - IXLAYER		9	1	10%	10
MED TECH SERVICES OF PALM BEACH INC		10			10
MAIMONIDES MEDICAL CENTER		7	3	30%	10
CONSULATE HEALTH CARE OF PENSACOLA			10	100%	10
HIGH TOWER ALF LLC		9	1	10%	10
MEDICAL LABORATORY DIAGNOSTICS			10	100%	10
MULBERRY CARE CENTER		7	3	30%	10
PERSONAL PEDIATRICS PA		7	3	30%	10
Maury Regional Hospital		6	4	40%	10
NEW JERSEY DEPARTMENT OF HEALTH COMMUNICABLE DISEASE SERVICE		3	7	70%	10
ESTATES MEDICAL CENTER INC			10	100%	10
MEDEXPRESS URGENT CARE - SALEM		6	4	40%	10
Westchester General Hospital			10	100%	10
ADVENTIST HEALTH SYSTEM		9	1	10%	10
KIMBERLY J HENDERSON MD PC		9	1	10%	10
BEAUMONT LABORATORY			10	100%	10
Hialeah Nursing And Rehabilitation Center		6	4	40%	10
MEDEX REGIONAL LABORATORIES LLC		1	9	90%	10
RUSSELL MEDICAL CENTER		9	1	10%	10
MINUTECLINIC DIAGNOSTIC OF RHODE ISLAND		7	3	30%	10
STATEN ISLAND UNIVERSITY HOSPITAL SEGUINE AVE		9	1	10%	10
NOT INDICATED		1	9	90%	10
TENNESSEE DEPARTMENT OF HEALTH (TDH) - CENTRAL LABORATORY		2	8	80%	10
TMH PHYSICIAN PARTNERS - MONTICELLO		8	2	20%	10
EXPRESS CARE OF TAMPA BAY LLC		2	8	80%	10
MEDEXPRESS URGENT CARE - PANTOPS		9	1	10%	10
ISLAND COAST PEDIATRICS IN-HOUSE LAB		10			10
CORONA PATHOLOGY		10			10
PBC PREMIER FAMILY HEALTH			10	100%	10

COVID-19: testing by laboratory

Data through Feb 22, 2021 verified as of Feb 23, 2021 at 09:25 AM

Data in this report are provisional and subject to change.

The numbers in the table below represent the number of Florida and non-Florida residents for whom test results were received by the Department of Health. A person can be tested by more than one laboratory and can have both positive and negative results. **Therefore, the sum of the numbers in each column will be larger than the total number of people tested.**

Reporting lab	Inconclusive	Negative	Positive	Percent positive	Total
LAKE NONA MEDICAL SERVICES		3	7	70%	10
THE VILLAGES HEALTH		5	5	50%	10
TALLAHASSEE VA OPC		9	1	10%	10
MEDEXPRESS URGENT CARE PARKERSBURG		8	2	20%	10
MINUTECLINIC, LLC #4230		9	1	10%	10
RED MOUNTAIN DIAGNOSTICS		10			10
LAKE BALDWIN CBOC		9	1	10%	10
PANCARE HEALTH - VERNON ELEMENTARY			10	100%	10
CVS MINUTE CLINIC DIAGNOSTIC OF WISCONSIN		10			10
VASCONCELLO COHEN MD PA		9	1	10%	10
EMERALD COAST HOSPICE - CRESTVIEW		10			10
MINUTE CLINIC LLC #5733		10			10
MOSOLF PEDIATRICS			10	100%	10
PLYMOUTH HARBOR INCORPORATED		9	1	10%	10
METHODIST HOSPITAL			10	100%	10
MINUTECLINIC DIAGNOSTIC OF TN PC #6415		9	1	10%	10
MEDEXPRESS URGENT CARE - CHRISTIANBURG		7	3	30%	10
COMMUNITY HEALTH CENTER		2	8	80%	10
MOLECULAR PATHOLOGY LABORATORY			10	100%	10
CVS NC187POCT CHARLOTTE		10			10
RPC@HODGES		2	8	80%	10
CARENOW URGENT CARE - EAST NASHVILLE		8	2	20%	10
OPTIMAL CARE PEDIATRICS			10	100%	10
CBC LAB		3	7	70%	10
MEDEXPRESS URGENT CARE - LAFAYETTE		9	1	10%	10
CROSSROADS URGENT CARE, PLLC		10			10
SUPERIOR RESIDENCES OF CLERMONT		2	8	80%	10
GRAND VILLA OF BOYNTON BEACH		10			10
DES PLAINES CLINICAL LAB		3	7	70%	10
FLORIDA DEPARTMENT OF HEALTH WASHINGTON COUNTY		5	5	50%	10
RIVERWOOD CENTER,THE			10	100%	10
MEDEXPRESS URGENT CARE-KATY		7	3	30%	10
BELLE GLADES HEALTH CLINIC			10	100%	10
AMBRY GENETICS CORPORATION		10			10
VITALANT		1	9	90%	10
HNL LAB MEDICINE		7	3	30%	10
MEDEXPRESS URGENT CARE - MONROE		10			10
HUNTINGTON URGENT CARE		9	1	10%	10
SAVANNAH MANOR ASSISTED LIVING COMMUNITY			10	100%	10
ASSOCIATES MD CYPRESS CREEK			10	100%	10
MINUTECLINIC DIAGNOSTIC OF PA, LLC (1036)		8	2	20%	10
RICHMOND UNIVERSITY MEDICAL CENTER		8	2	20%	10
CREATIVE TESTING SOLUTIONS		3	7	70%	10
ACCESS PHARMACY		10			10
BROWARD HEALTH CARE			10	100%	10
MINUTECLINIC DIAGNOSTIC OF TN PC #320		9	1	10%	10
VETERNANS ADMINISTRATION			10	100%	10

COVID-19: testing by laboratory

Data through Feb 22, 2021 verified as of Feb 23, 2021 at 09:25 AM

Data in this report are provisional and subject to change.

The numbers in the table below represent the number of Florida and non-Florida residents for whom test results were received by the Department of Health. A person can be tested by more than one laboratory and can have both positive and negative results. **Therefore, the sum of the numbers in each column will be larger than the total number of people tested.**

Reporting lab	Inconclusive	Negative	Positive	Percent positive	Total
OCCUPATIONAL HEALTH CENTERS OF THE SOUTHWEST PA		9	1	10%	10
BROOKDALE PANAMA CITY		9	1	10%	10
AMERICAN HOUSE FORT MYERS		10			10
CITY OF CLEARWATER EMPLOYEE HEALTH CENTER		3	7	70%	10
Solaris Healthcare Pensacola			10	100%	10
ASHRAF MEDICAL GROUP PLLC DBA PULSE M		9	1	10%	10
BIG BEND HOSPICE INC		10			10
FAMILY PRACTICE OF DAVIE INC			9	100%	9
CVS MO8590POCT KANSAS CITY		5	4	44%	9
MIDMICHIGAN MEDICAL CENTER			9	100%	9
FLORIDA MEDICAL CL ODOM TPA		4	5	56%	9
PATEL MEDICAL VENTURES		8	1	11%	9
NORTHWEST FLORIDA COMMUNITY HOSPITAL LABORATORY		8	1	11%	9
FOX FAMILY PRACTICE		9			9
BAYFRONT HEALTH ST PETERSBURG		8	1	11%	9
CARENOW URGENT CARE-MT JULIET		8	1	11%	9
SAMARITAN HOSPITAL LABORATORY		8	1	11%	9
NATURE COAST REGIONAL MEDICAL CENTER			9	100%	9
Casa Mora Rehabilitation & Extended Care		9			9
ACCESS HOME HEALTH OF FLORIDA LLC		9			9
ROSECASTLE			9	100%	9
VILLAGE PLACE HEALTH AND REHAB		9			9
NORTHSHORE UNIVERSITY HEALTHSYSTEM EVANSTON HOSPITAL LAB			9	100%	9
ORLANDO ORTHOPAEDIC OUTPATIENT SURGERY CENTER		5	4	44%	9
OMNI			9	100%	9
MINUTE CLINIC LLC #1448		8	1	11%	9
ORANGE PARK PEDIATRIC ASSOCIATES		1	8	89%	9
CLEVELAND TENNESSEE HOSPITAL COMPANY		8	1	11%	9
Manor Care of Dunedin		6	3	33%	9
DOC PAM PA		8	1	11%	9
CLAYMED OF NORTH FLORIDA			9	100%	9
MEDEXPRESS URGENT CARE MONACA		9			9
PRIME MEDICAL CARE, LLC		9			9
PALM BAY URGENT CARE PL		1	8	89%	9
BRENNITY AT VERO BEACH, THE			9	100%	9
MONROE COUNTY HOSPITAL		6	3	33%	9
HEALTH MED HOME CARE, LLC		9			9
WESTCHESTER GENERAL HOSPITAL BLOOD GAS LAB			9	100%	9
MAGNOLIA MANOR			9	100%	9
MINUTECLINIC DIAGNOSTIC OF MINNESOTA		9			9
PEDIATRIC HEALTH CARE ALLIANCE			9	100%	9
CHILDREN'S HEALTHCARE OF ATLANTA/EGLESTON		9			9
GLADES COUNTY DETENTION CENTER			9	100%	9
MEDLABS DIAGNOSTICS		7	2	22%	9
REMISE OCCUPATIONAL HEALTH SOLUTIONS INC			9	100%	9
CHEMISYS LABORATORIES		1	8	89%	9
GCPM MANUAL MICROBIOLOGY		1	8	89%	9

COVID-19: testing by laboratory

Data through Feb 22, 2021 verified as of Feb 23, 2021 at 09:25 AM

Data in this report are provisional and subject to change.

The numbers in the table below represent the number of Florida and non-Florida residents for whom test results were received by the Department of Health. A person can be tested by more than one laboratory and can have both positive and negative results. **Therefore, the sum of the numbers in each column will be larger than the total number of people tested.**

Reporting lab	Inconclusive	Negative	Positive	Percent positive	Total
Consulate Health Care of Brandon		7	2	22%	9
MICHIGAN DEPARTMENT OF COMMUNITY HEALTH		1	8	89%	9
AVALON FAMILY RESORT ASSISTED LIVING LLC		9			9
NIGHT OWL PEDIATRICS URGENT CARE			9	100%	9
NEMOURS CHILDREN'S PRIMARY CARE VERO BEACH			9	100%	9
ROSEMONT GARDENS INC		9			9
HAWTHORNE INN OF LAKE LAND		9			9
MEDEXPRESS URGENT CARE - WINCHESTER GATEWAY		7	2	22%	9
PHYSICIANS REGIONAL MEDICAL CTR - COLLIER BLVD			9	100%	9
CITY OF NAPLES FIRE RESCUE		7	2	22%	9
LAKE NONA MEDICAL SERVICE LLC		9			9
CVS MINUTE CLINIC DIAGNOSTIC		8	1	11%	9
RHODE ISLAND DEPARTMENT OF HEALTH			9	100%	9
ALACHUA			9	100%	9
EMERGENCY MEDICAL CENTER		3	6	67%	9
RIVERVIEW REGIONAL MEDICAL CENTER		7	2	22%	9
ORLANDO HEALTH PHYSICIAN ASSOCIATES		4	5	56%	9
CVA MINUTE CLINIC DIAGNOSTIC OF VIRGINIA, LLC		9			9
WINDSOR OF SAN PABLO, THE		6	3	33%	9
PRECISION GENETICS			9	100%	9
ANY LAB TEST NOW INC			9	100%	9
CVS MINUTE CLINIC DIAGNOSTIC OF TEXAS, LLC		9			9
ORLANDO MEDICAL CENTER PL		1	8	89%	9
NIGHT LITE PEDIATRICS CENTER		1	8	89%	9
OUR HOME AT BEACON HILL			9	100%	9
OPTUM SILVER LAKES			9	100%	9
GRAND VILLA OF LARGO		7	2	22%	9
BAYFRONT MEDICAL			9	100%	9
RIVERSIDE MEDICAL GROUP		8	1	11%	9
ADVENT HEALTH - FOUR CORNERS ER		8	1	11%	9
UNAVAILABLE/UNKNOWN/NO INFORMATION FOUND			9	100%	9
CVS PHARMACY NO 274		9			9
PINELLAS PARK FIRE DEPARTMENT		9			9
Signature Healthcare of Ormond		9			9
BUENA VIDA ESTATES			9	100%	9
WADSWORTH CENTER - DAVID AXELROD INSTITUTE		8	1	11%	9
BAYONET POINT HOSPITAL			9	100%	9
MINUTECLINIC DIAGNOSTIC OF OKLAHOMA		7	2	22%	9
CHILDREN'S HEALTH CENTER INC.		7	2	22%	9
CVS MINUTE CLINIC DIAGNOSTIC MED GRP OF CA		9			9
MEDEXPRESS URGENT CARE - BENTON HARBOR		9			9
UNIVERSITY MEDICAL CENTER		8	1	11%	9
WINDSOR OF GAINESVILLE		9			9
FRUITVILLE URGENT CARE			9	100%	9
COLLIER HMA PHYSICIAN MANAGEMENT, LLC		1	8	89%	9
BERGEN NEW BRIDGE M		8	1	11%	9
LOREY ALF		9			9

COVID-19: testing by laboratory

Data through Feb 22, 2021 verified as of Feb 23, 2021 at 09:25 AM

Data in this report are provisional and subject to change.

The numbers in the table below represent the number of Florida and non-Florida residents for whom test results were received by the Department of Health. A person can be tested by more than one laboratory and can have both positive and negative results. **Therefore, the sum of the numbers in each column will be larger than the total number of people tested.**

Reporting lab	Inconclusive	Negative	Positive	Percent positive	Total
CVS HEALTH, #3396		9			9
MOBILE RESPONSE DIAGNOSTICS LLC		8	1	11%	9
ST JUDE LABORATORIES		7	2	22%	9
FLORIDA MENTOR		7	2	22%	9
LAKEVIEW HEALTH SYSTEMS			9	100%	9
LIFE CARE CITRUS COUNTY			8	100%	8
SURGOINSVILLE PHARMACY		8			8
ILLINOIS DEPARTMENT OF PUBLIC HEALTH			8	100%	8
ST. JOSEPH HOSPITAL AND HEALTH CARE INC.			8	100%	8
MEDICANA NURSING AND REHAB CENTER			8	100%	8
ALLINA HEALTH - ABBOTT NORTHWESTERN HOSPITAL		5	3	38%	8
THOMAS JEFFERSON UNIVERSITY HOSPITAL		4	4	50%	8
JOHNS HOPKINS MEDICAL LABORATORIES		1	7	88%	8
ST JOSEPH WOMENS HOSPITAL			8	100%	8
ST VINCENT'S ST CLAIR		5	3	38%	8
BENSONHURST URGENT CARE		8			8
CVS NY491POCT JACKSON HEIGHTS		8			8
INTERNAL MEDICINE ASSOCIATES OF JACKSON HOSPITAL			8	100%	8
BAPTIST PEDIATRICS		6	2	25%	8
DOCTOR'S IN-HOUSE LAB/COMMUNITY HEALTH CENTERS OF PINELLAS – CLEARWATE			8	100%	8
BIOTECH PHARMACEUTICAL GROUP LLC			8	100%	8
COLUMBIA MEMORIAL HOSPITAL		8			8
ST CHARLES HOSPITAL LABORATORY		8			8
MEDEXPRESS URGENT CARE-LATROBE		8			8
LAB UNKNOW		6	2	25%	8
MINUTECLINIC DIAGNOSTIC OF TN PC #6363		8			8
CVS NC2357POCT HUNTERSVILLE		7	1	13%	8
VIGILINT HEALTHCARE		5	3	38%	8
SEA LEVEL LABS			8	100%	8
HOLY NAME MEDICAL CENTER	1	6	1	13%	8
GULF COAST MEDICAL GROUP		2	6	75%	8
ORMOND BEACH CENTRA CARE			8	100%	8
ST CLOUD PHYSICIAN MANAGMENT LLC		7	1	13%	8
LEE MEMORIAL HEALTH SYSTEM		5	3	38%	8
CVS MINUTE CLINIC DIAGNOSTIC OF VIRGINIA		8			8
FAMILY HEALTH CENTER AT PORT ST JOHN		4	4	50%	8
WELLIGENT		1	7	88%	8
EXECUTIVE MEDICAL SERVICES		8			8
CARE ATC - CITY OF BOYNTON BEACH	1	2	5	63%	8
FOUNTAINVIEW BY FIVE STAR QUALITY CARE		7	1	13%	8
GENEUS DIAGNOSTICS			8	100%	8
FLORIDA HOSPITAL WINTER PARK		7	1	13%	8
GENE STREET LABORATORIES, LLC		6	2	25%	8
URGENT MEDICAL CENTER INC		2	6	75%	8
MINUTECLINIC, LLC, DBA MINUTECLINIC #6106		6	2	25%	8
FHCP-ORANGE CITY			8	100%	8
CVS MINUTE CLINIC DIAGNOSTIC OF TN #6044		7	1	13%	8

COVID-19: testing by laboratory

Data through Feb 22, 2021 verified as of Feb 23, 2021 at 09:25 AM

Data in this report are provisional and subject to change.

The numbers in the table below represent the number of Florida and non-Florida residents for whom test results were received by the Department of Health. A person can be tested by more than one laboratory and can have both positive and negative results. **Therefore, the sum of the numbers in each column will be larger than the total number of people tested.**

Reporting lab	Inconclusive	Negative	Positive	Percent positive	Total
MEDEXPRESS URGENT CARE - BEECH GROVE		7	1	13%	8
THE MARY IMOGENE BASSETT HOSPITAL		8			8
TRUE HEALTH		5	3	38%	8
WALK-IN MEDICAL CARE			8	100%	8
WATERFORD AT CREEKSIDE, THE			8	100%	8
IU HEALTH PATHOLOGY		1	7	88%	8
CIGNA ONSITE HEALTH LLC		2	6	75%	8
HEALTHMARK REGIONAL HOSPITAL LAB		4	4	50%	8
PALM BEACH CDH - DELRAY BEACH			8	100%	8
MC DIAGNOSTIC OF CONNECTICUT, PC # 257		7	1	13%	8
PALM BEACH COUNTY HEALTH DEPARTMENT LABORATORY			8	100%	8
MID-HUDSON VALLEY DIVISION OF WESTCHESTER MEDICAL		8			8
HARBORCHASE OF DR PHILLIPS		7	1	13%	8
KEY WEST URGENT CARE, INC		3	5	63%	8
URGENT TEAM MANAGEMENT OF TENNESSEE		7	1	13%	8
MONTEFIORE MEDICAL CENTER LABORATORIES - NORTH		8			8
CARENOW URGENT CARE-GREEN HILLS		8			8
MINUTE CLINIC DIAGNOSTIC OF SC, LLC #42		7	1	13%	8
SOMA MEDICAL CENTER MD PA #7 PEDIATRICS			8	100%	8
BAPTIST OUTPATIENT			8	100%	8
ADVANCED RESEARCH FOR HEALTH IMPROVEMENT		6	2	25%	8
MINUTE-CLINIC DIAGNOSTIC OF VIRGINIA		7	1	13%	8
FAST PACE MEDICAL CLINIC PLLC		6	2	25%	8
AFC URGENT CARE - CEDAR GROVE		8			8
DOH JACKSONVILLE CENTRAL LABORATORY		3	5	63%	8
INSPIRED LIVING AT PALM BAY		7	1	13%	8
NEW HAMPSHIRE DEPARTMENT OF HEALTH AND HUMAN SERVICES		3	5	63%	8
DEPARTMENT OF HEALTH- CITRUS COUNTY		1	7	88%	8
ROBERT WOOD JOHNSON HOSPITAL		7	1	13%	8
LAKE CONWAY URGENT CARE LLC		2	6	75%	8
LAKE CO SCHOOLS EMPLOYEE HEALTH & WELLNESS CENTER	1	6	1	13%	8
SYLVESTER AT PLANTATION LABORATORY		7	1	13%	8
JX REF LAB			8	100%	8
PENSACOLA CLUSTER			8	100%	8
MINUTECLINIC, LLC, MINUTECLINIC #7637		6	2	25%	8
DOCTOR'S IN HOUSE LAB			8	100%	8
LANE PEDIATRICS PA			8	100%	8
CLEARWATER PEDIATRIC CARE		1	7	88%	8
PASSPORT HEALTH OF TAMPA BAY		8			8
DR PHILLIPS MEDICAL WELLNESS CENTER		8			8
HEALTHPARK MEDICAL CTR NURSING SVC		8			8
FLORIDA HEART AND VASCULAR MULTISPECIALTY GROUP		8			8
ARCHBOLD MEMORIAL HOSPITAL/LAB		3	5	63%	8
MEDEXPRESS URGENT CARE - WASHINGTON		6	2	25%	8
WHITE SANDS OUTPATIENT SERVICES (WSOP SERVICES LLC		8			8
VITAS HEALTHCARE CORPORATION OF FL			8	100%	8
Nashville Central Laboratory		8			8

COVID-19: testing by laboratory

Data through Feb 22, 2021 verified as of Feb 23, 2021 at 09:25 AM

Data in this report are provisional and subject to change.

The numbers in the table below represent the number of Florida and non-Florida residents for whom test results were received by the Department of Health. A person can be tested by more than one laboratory and can have both positive and negative results. **Therefore, the sum of the numbers in each column will be larger than the total number of people tested.**

Reporting lab	Inconclusive	Negative	Positive	Percent positive	Total
West Gate Village, LLC		8			8
NASCAR EVENT MANAGEMENT, LLC		8			8
MINUTECLINIC INCORPORATE, LLC		6	2	25%	8
SOMA MEDICAL CENTER, PA #4 FLORIDA MANGO			8	100%	8
CIAN DIAGNOSTICS			8	100%	8
GOLISANO CHILDREN'S HOSPITAL OF SOUTHWEST FLORIDA		6	2	25%	8
LEE PHYSICIAN GROUP		7	1	13%	8
INTERNAL MEDICINE AND AESTHETICS OF NAPLES LLC		8			8
NEW YORK PRESBYTERIAN - LOWER MANHATTAN		8			8
MEDEXPRESS ELKINS		8			8
BEAUMONT EMERGENCY CENTER			8	100%	8
ALACHUA COUNTY HEALTH DEPARTMENT		1	7	88%	8
MONTEFIORE NYACK HOSPITAL AFFILIATED LABORATORY		8			8
ATLANTIC CONSOLIDATED LABORATORY		8			8
VETERANS AFFAIRS MEDICAL CENTER - OUTPATIENT			8	100%	8
DORAL URGENT CARE			8	100%	8
NITIN BAWA PROFESSIONAL ASSOCIATES			8	100%	8
MINUTECLINIC DIAGNOSTIC OF NEW JERSEY, LLC # 7069		8			8
Avalon Healthcare and Rehabilitation Center			8	100%	8
ENCOMPASS HOME HEALTH OF THE SOUTHEAST LLC		8			8
DOH-TAMPA BRANCH LABORATORY (MLK BLVD)		4	4	50%	8
MINUTECLINIC, LLC, #4160		5	3	38%	8
JACKSON CLINIC PA,THE		4	4	50%	8
NORTHSIDE HOSPITAL		2	6	75%	8
MEDEXPRESS URGENT CARE, BUTLER		5	3	38%	8
LEMOYNE COLLEGE WELLNESS CENTER FOR		8			8
MINUTECLINIC DIAGNOSTIC OF TN PC #5671		5	3	38%	8
X-GENE MOLECULAR LABS		1	7	88%	8
ST VINCENTS AMBULATORY CARE INC DBA		5	3	38%	8
ARTHREX MEDICAL CENTER EAST		4	4	50%	8
ALLEGRO - TAMPA	1	4	3	38%	8
DAVID LAWRENCE CENTER INC		7	1	13%	8
OKLAHOMA STATE DEPARTMENT OF HEALTH-PUBLIC HEALTH LABORATORY			8	100%	8
PUTNAM COUNTY EMERGENCY RESCUE SERVICE		5	3	38%	8
RAYMOND BASRI MD		8			8
ANYLABTEST NOW		2	6	75%	8
MEDEXPRESS URGENT CARE - SWANSEA, N ILLINOIS ST		7	1	13%	8
BARTON PARKER OD PC		8			8
MAGNOLIA PEDIATRICS GROUP LLC			8	100%	8
KEY TRAINING CENTER			8	100%	8
PACIFICA SUNRISE			8	100%	8
COLLIER BLVD HMA PHYSICIAN MANAGEMENT,, LLC			8	100%	8
OCALA CBOC		7	1	13%	8
CONSULATE HEALTH CARE		7	1	13%	8
BLOOMING GARDENS OF CARE INC		8			8
FLORIDA CLINICAL LAB		1	7	88%	8
Sunset Lake Health and Rehabilitation Center		8			8

COVID-19: testing by laboratory

Data through Feb 22, 2021 verified as of Feb 23, 2021 at 09:25 AM

Data in this report are provisional and subject to change.

The numbers in the table below represent the number of Florida and non-Florida residents for whom test results were received by the Department of Health. A person can be tested by more than one laboratory and can have both positive and negative results. **Therefore, the sum of the numbers in each column will be larger than the total number of people tested.**

Reporting lab	Inconclusive	Negative	Positive	Percent positive	Total
FAMILY MEDICINE OF WESTON LLC			8	100%	8
PUTNAM FAMILY CARE INC		3	5	63%	8
Fouraker Hills Rehab and Nursing			8	100%	8
DOTHAN PEDIATRIC CLINIC			8	100%	8
MINUTECLINIC DIAGNOSTIC OF TN PC #386		7	1	13%	8
WESTPAC LABS INC	1		7	88%	8
THE WOLFF CENTER FOR CHILD & ADOLESCENT HEALTH			8	100%	8
HUNTINGTON VILLAGE URGENT CARE		8			8
SOUTHEASTERN PEDIATRIC ASSOCIATES			8	100%	8
MIAMI BEACH COMMUNITY HEALTH CENTER INC			7	100%	7
FAMILY MEDICINE MEDICAL DRIVE		7			7
JUPITER ISLAND PUBLIC SAFETY		5	2	29%	7
RICH STREET GROUP HOME			7	100%	7
CVS HEALTH MINUTE CLINIC		1	6	86%	7
BROOKDALE LAKE ORIENTA			7	100%	7
ADVENT HEALTH APOPKA		3	4	57%	7
MINUTE CLINIC LLC #5706		6	1	14%	7
ARBORS OF GULF BREEZE, THE		7			7
MINUTECLINIC, LLC #1586		5	2	29%	7
MINUTECLINIC, LLC #03965		7			7
WILDLIGHT LAB			7	100%	7
NYU WINTHROP HOSPITAL PATHOLOGY		7			7
NEMOURS CHILDREN'S URGENT			7	100%	7
MEDEXPRESS URGENT CARE - FAYETTEVILLE		5	2	29%	7
HOLY GARDEN ALF, INC.		7			7
LEE COUNTY HEALTH DEPARTMENT		4	3	43%	7
Ocoee Health Care Center		7			7
CARENOW URGENT CARE-DONELSON		5	2	29%	7
AVON PARK PEDIATRICS			7	100%	7
BERRYHILL MANOR		7			7
LEPE'S HOUSE			7	100%	7
HEARTLAND PEDIATRICS OF LAKE PLACID			7	100%	7
LONGWOOD PEDIATRICS LLC			7	100%	7
DOTHAN WEST FAMILY MEDICINE		5	2	29%	7
Thermopolis Rehabilitation Wellness		7			7
PEDIATRICS OF CENTRAL FLORIDA		5	2	29%	7
RIVER OAKS TREATMENT CENTER			7	100%	7
ELLIS HOSPITAL LABORATORY		6	1	14%	7
JOHNS HOPKINS ALL CHILDRENS			7	100%	7
EL PARAISO HOME INC		7			7
SONORA QUEST LABORATORIES			7	100%	7
KANSAS DEPARTMENT OF HEALTH		2	5	71%	7
PANCARE HEALTH - HOSFORD SCHOOL			7	100%	7
FLORIDA SCHOOL FOR THE DEAF AND THE BLIND			7	100%	7
FHMG_FM AND IM AVALON PARK		2	5	71%	7
CVS OH2543POCT CANFIELD		5	2	29%	7
OCALA FAMILY MEDICAL CENTER		7			7

COVID-19: testing by laboratory

Data through Feb 22, 2021 verified as of Feb 23, 2021 at 09:25 AM

Data in this report are provisional and subject to change.

The numbers in the table below represent the number of Florida and non-Florida residents for whom test results were received by the Department of Health. A person can be tested by more than one laboratory and can have both positive and negative results. **Therefore, the sum of the numbers in each column will be larger than the total number of people tested.**

Reporting lab	Inconclusive	Negative	Positive	Percent positive	Total
NORTHDALE REHABILITATION CENTER			7	100%	7
GENTRY PARK ORLANDO ASSISTED LIVING		6	1	14%	7
MINUTE CLINIC LLC #4017		7			7
MINUTECLINIC DIAGNOSTIC OF NORTH CAROLINA, PC		6	1	14%	7
SOUTH FLORIDA ENT ASSOCIATES, INC			7	100%	7
UNIVERSITY OF WASHINGTON MEDICAL CENTER			7	100%	7
QUE		4	3	43%	7
MODMD LABORATORY		7			7
FLORIDA CENTER FOR DERMATOLOGY LABORATORY			7	100%	7
DOCTOR'S IN-HOUSE LAB/COMMUNITY HEALTH CENTERS OF PINELLAS -PINELLAS P			7	100%	7
MEDEXPRESS URGENT CARE - STATE COLLEGE		5	2	29%	7
SIMEDHEALTH LLC		2	5	71%	7
CVS MINUTE CLINIC DIAGNOSTIC OF NEW JERSEY		7			7
WYOMING COUNTY COMMUNITY HOSPITAL LABORATORY		7			7
VERMONT DEPARTMENT OF HEALTH		1	6	86%	7
PEDIATRICS URGENT CARE, LLC			7	100%	7
OPTUM PRIMARY CARE - FOUNTAIN OAKS		3	4	57%	7
GRACE WELLNESS CENTER LLC		6	1	14%	7
LAWTON CHILES HEALTH CENTER		1	6	86%	7
CARENOW URGENT CARE-MADISON		7			7
BRADENTON PHYSICIANS MEDICAL CENTER			7	100%	7
CVS CA9165POCT SAN DIEGO		7			7
UF HEALTH			7	100%	7
ST. CLOUD PHARMACY AND WELLNESS CENTER		3	4	57%	7
SUPERIOR RESIDENCES AT CALA HILLS		7			7
CORAL LANDING ASSISTED LIVING		5	2	29%	7
MINUTECLINIC DIAGNOSTIC OF ILLINOIS LL		7			7
BOCA BIOLISTICS LLC			7	100%	7
CVS NC4165POCT BREVARD		5	2	29%	7
BROWNE MEDICAL		5	2	29%	7
ORLANDO FAMILY MEDICAL INC		7			7
DOCTORS CLINICAL LABORATORY, INC		5	2	29%	7
ST VINCENT'S CHILTON		5	2	29%	7
BAYCARE MEDICAL GROUP		1	6	86%	7
COMMUNITY MEDICAL AND DENTAL CARE INC		7			7
NORTH PINELLAS CHILDRENS MEDICAL CENTER INC			7	100%	7
MINUTECLINIC DIAGNOSTIC OF NEW JERSEY,		6	1	14%	7
CVS TX8321POCT MCKINNEY		7			7
Florida Clinical Laboratory		1	6	86%	7
FHPG_EXP CARE W HILLSBOROUGH			7	100%	7
NORTHERN DUTCHESS HOSPITAL LABORATORY		5	2	29%	7
PENN MEDICINE PRINCETON MEDICAL CENTER		6	1	14%	7
CVS TN5601POCT LENOIR CITY		7			7
ATMORE NURSING CENTER		6	1	14%	7
LIFELINK TISSUE BANK D/B/A LIFELINK TISSUE BANK		7			7
ORLANDO FAMILY PHYSICIANS			7	100%	7
MINUTE CLINIC LLC #2775		7			7

COVID-19: testing by laboratory

Data through Feb 22, 2021 verified as of Feb 23, 2021 at 09:25 AM

Data in this report are provisional and subject to change.

The numbers in the table below represent the number of Florida and non-Florida residents for whom test results were received by the Department of Health. A person can be tested by more than one laboratory and can have both positive and negative results. **Therefore, the sum of the numbers in each column will be larger than the total number of people tested.**

Reporting lab	Inconclusive	Negative	Positive	Percent positive	Total
MEDEXPRESS URGENT CARE, JOHNSTOWN		6	1	14%	7
ABBAY MANOR RETIREMENT RESIDENCE INC		7			7
DALLAS COUNTY HEALTH AND HUMAN SERVICES			7	100%	7
MINUTECLINIC DIAGNOSTIC OF SC, LLC #2		6	1	14%	7
VICTORIAN MANOR		2	5	71%	7
LYNMOORE,THE		7			7
MEDEXPRESS URGENT CARE - MAPLE DRIVE		7			7
FLORIDA CANCER SPECIALISTS & RESEARCH INSTITUTE		6	1	14%	7
ASSOCIATES IN MEDICINE		5	2	29%	7
MERCY HEALTH—MUSKEGON		6	1	14%	7
TRUE HEALTH DIAGNOSTICS		1	6	86%	7
CARESOUTH HHA HOLDINGS OF TALLAHASSEE LLC		7			7
MINUTECLINIC DIAG OF IND, LLC #2387		6	1	14%	7
PALM POINT BEHAVIORAL HEALTH		7			7
FLORIDA HOSPITAL KISSIMMEE		4	3	43%	7
PASSPORT HEALTH			7	100%	7
CVS PHARMACY #8800		5	2	29%	7
LIZS ADULT CARE		7			7
KENDALL REGIONAL MEDICAL CNTR			7	100%	7
INTEGRATED FAMILY MEDICAL CENTER			7	100%	7
SOUTH COM HEALTH CLINIC, DEPT. OF THE ARMY		7			7
VAIL VALLEY MEDICAL CENTER			7	100%	7
KEYSTONE PLACE AT NAPLES PRESERVE		4	3	43%	7
ECLRS		2	5	71%	7
ST CLOUD COMPOUNDING PHARMACY & WELLNESS CENTER		7			7
MINUTECLINIC, LLC #244		6	1	14%	7
BLOOMINGDALE PEDIATRIC ASSOCIATES PA			7	100%	7
NEMOURS CHILDREN'S HOSPITAL			7	100%	7
IRL MARKET LAB			7	100%	7
MEDEXPRESS URGENT CARE - HOT SPRINGS		7			7
PENINSULA CARE AND REHABILITATION CENTER			7	100%	7
ENCOMPASS HEALTH REHABILITATION OF SEA PINES		7			7
FLORIDA HOSPITAL APOPKA		6	1	14%	7
DYNAMIC HEALTH CENTERS INC		3	4	57%	7
HEALTH CARE LABORATORY SERVICES		1	6	86%	7
DIAGNOSTIC CLINIC		6	1	14%	7
ACCENTCARE		7			7
CVS NJ617POCT CEDAR GROVE		6	1	14%	7
CVS MINUTE CLINIC DIAGNOSTIC OF TEXAS,LLC		5	2	29%	7
PBC FOUND CARE INC			7	100%	7
MEDEXPRESS URGENT CARE-DUBOIS		7			7
NORTH FLORIDA MEDICAL CENTERS INC		1	6	86%	7
MC DIAGNOSTIC OF CONNECTICUT, PC #1966		7			7
PERSONAL PHYSICIAN CARE PA			7	100%	7
MIAMI COMPREHENSIVE MEDICINE GROUP PA		4	3	43%	7
OSWEGO HOSPITAL LABORATORY		6	1	14%	7
MINUTECLINIC, LLC #4682		3	4	57%	7

COVID-19: testing by laboratory

Data through Feb 22, 2021 verified as of Feb 23, 2021 at 09:25 AM

Data in this report are provisional and subject to change.

The numbers in the table below represent the number of Florida and non-Florida residents for whom test results were received by the Department of Health. A person can be tested by more than one laboratory and can have both positive and negative results. **Therefore, the sum of the numbers in each column will be larger than the total number of people tested.**

Reporting lab	Inconclusive	Negative	Positive	Percent positive	Total
MINUTECLINIC DIAGNOSTIC OF TN PC #242		5	2	29%	7
FLORIDA DIGESTIVE AND LIVER SPECIALIST		7			7
Parkside Villa		7			7
MINUTE CLINIC DIAGNOSTIC OF SOUTH CAROLINA		6	1	14%	7
SCHOOL OF PHARMACY AND PHARMACEUTICAL		7			7
ORLANDO ORTHOPAEDIC CENTER		5	2	29%	7
NOVANT HEALTH INPATIENT CARE		2	5	71%	7
CARENOW URGENT CARE-SOUTHLAKE			7	100%	7
UHEALTH UNIVERSITY OF MIAMI			7	100%	7
EMBRY-RIDDLE AERONAUTICAL UNIVERSITY HEALTH			7	100%	7
MANATEE PEDIATRICS			7	100%	7
ATLANTIC COMMUNITY HIGH SCHOOL		5	1	17%	6
ST LUKES ROOSEVELT LABORATORY		6			6
AARK LABORATORY		6			6
PR HEALTH		1	5	83%	6
SOMA MEDICAL CENTER PA #4			6	100%	6
MINUTECLINIC MINUTECLINIC #8505		4	2	33%	6
RIVER CITY PRIMARY AND URGENT CARE			6	100%	6
SUFFRIDGE DRIVE GROUP HOME		6			6
SAINT PETER'S UNIVERSITY HOSPITAL		6			6
FIRST COAST CARDIOVASCULAR INSTITUTE PA			6	100%	6
PARTNERS PHARMACY OF FLORIDA LLC		6			6
BROOKDALE CLERMONT			6	100%	6
MINUTECLINIC DIAGNOSTICS OF IND, LLC		6			6
FAMILY CARE MEDICAL CENTER			6	100%	6
MINUTECLINIC DIAGNOSTIC OF MAINE, LLC		4	2	33%	6
NORTHSIDE HOSPITAL ATLANTA		3	3	50%	6
MD NOW MEDICAL CENTER			6	100%	6
UT SOUTHWESTERN MEDICAL CENTER			6	100%	6
ENIGMA DIAGNOSTIC, INC.			6	100%	6
STATCARE URGENT & WALK IN MEDICAL CARE		4	2	33%	6
PALMETTO HEALTH ALLIANCE		3	3	50%	6
UNIVERSITY HOSPITALS OF CLEVELAND		2	4	67%	6
MEDEXPRESS URGENT CARE - BATTLE CREEK		4	2	33%	6
DELIVER MY MEDS CORP		6			6
CVS NC7047POCT DURHAM		6			6
Baptist Village Retirement Communities		6			6
SANDGATE GARDENS REHAB & NURSING CENTER		3	3	50%	6
MINUTECLINIC DIAGNOSTIC OF TEXAS LLC		5	1	17%	6
MEDEXPRESS URGENT CARE - TARENTUM		5	1	17%	6
LUMADOC HEALTH		4	2	33%	6
UT MEMPHIS UNIVERSITY HEALTH SERVICES			6	100%	6
THE WINDSOR OF OCALA		2	4	67%	6
NORTHEAST ALABAMA REGIONAL MEDICAL CENTER		3	3	50%	6
MINUTECLINIC LLC (1435)		6			6
MIAMI RESCUE MISSION CLINIC INC			6	100%	6
PALM HARBOR DERMATOLOGY		4	2	33%	6

COVID-19: testing by laboratory

Data through Feb 22, 2021 verified as of Feb 23, 2021 at 09:25 AM

Data in this report are provisional and subject to change.

The numbers in the table below represent the number of Florida and non-Florida residents for whom test results were received by the Department of Health. A person can be tested by more than one laboratory and can have both positive and negative results. **Therefore, the sum of the numbers in each column will be larger than the total number of people tested.**

Reporting lab	Inconclusive	Negative	Positive	Percent positive	Total
CVS MINUTE CLINIC DIAG OF IND, LLC #6549		6			6
BETHESDA COMMUNITY HEALTH CENTER			6	100%	6
FLORIDA WOMAN CARE LABORATORY			6	100%	6
WIREGRASS MEDICAL CENTER			6	100%	6
FLORENCE J HUNT STUDENT WELLNESS CENTER - HEALTH SERVICES (ABBOTT)	6				6
MEDEXPRESS URGENT CARE - MT LEBANON	4	2		33%	6
UCARE			6	100%	6
Northwell Lab	2	4		67%	6
LRHS Southeastern University	4	2		33%	6
CURATIVE CARE CENTER INC	1	5		83%	6
XPRESS URGENT CARE LLC	6				6
DEPARTMENT OF HEALTH AND HUMAN SERVICES STATE OF NEW HAMPSHIRE			6	100%	6
MINUTE CLINIC INCORPORTE	6				6
GRACE REHABILITATION CENTER OF VERO BEACH	4	2		33%	6
BAYFRONT FAMILY HEALTH CENTER			6	100%	6
BROWARD COUNTY HEALTH DEPT.			6	100%	6
TAMIAMI LAB MILLENIUM			6	100%	6
MINUTECLINIC DIAGNOSTIC OF SC, LLC #7	4	2		33%	6
MINUTE CLINIC DIAGNOSTIC OF TN PC #64	6				6
CVS MINUTE CLINIC, LLC #22	5	1		17%	6
MINUTE CLINIC DIAGNOSTIC OF TEXAS, LLC	6				6
AMERICAN HEALTH ASSOC. LABORATORY SOUTH	4	2		33%	6
PREMIER MEDICAL CENTER LLC	6				6
CITYMD	1	5		83%	6
CLAY PRIMARY & FAMILY CARE LLC			6	100%	6
FLORIDA MEDICAL SPECIALISTS	2	4		67%	6
UNIVERSITY OF MIAMI MILLER SCHOOL OF MEDICINE			6	100%	6
YAZJI PEDIATRIC CARE LLC DBA TUKA PEDIATRICS			6	100%	6
MINUTECLINIC DIAGNOSTIC OF VIRGINIA	6				6
MINUTECLINIC DIAGNOSTIC OF NORTH CAROLINA PC #5341	4	2		33%	6
CAMELLIA AT DEERWOOD	2	4		67%	6
ARLINGTON OF NAPLES	6				6
TIMBER CREEK PEDIATRICS	6				6
UNILAB	2	4		67%	6
CITIZENS BAPTIST MEDICAL CENTERS LAB	5	1		17%	6
CAPITAL HEALTH PLAN LABORATORIES			6	100%	6
THE CLINIC PREMISE HEALTH			6	100%	6
EDWARD S BENNETT MD PLLC	6				6
BETH ISRAEL DEACONESS MEDICAL CENTER			6	100%	6
BAYSIDE LABORATORIES INC	6				6
CAYUGA COUNTY HEALTH DEPARTMENT	5	1		17%	6
VITAS HEALTH INC			6	100%	6
EXPRESS TEST			6	100%	6
ENTRUST IMMEDIATE CARE			6	100%	6
MINUTECLINIC DIAGNOSTIC OF VIRGINIA, LLC #255	6				6
CHILDREN'S HOSPITAL OF PHILADELPHIA	5	1		17%	6
MEDICAL CENTER AT OCEAN REEF	1	5		83%	6

COVID-19: testing by laboratory

Data through Feb 22, 2021 verified as of Feb 23, 2021 at 09:25 AM

Data in this report are provisional and subject to change.

The numbers in the table below represent the number of Florida and non-Florida residents for whom test results were received by the Department of Health. A person can be tested by more than one laboratory and can have both positive and negative results. **Therefore, the sum of the numbers in each column will be larger than the total number of people tested.**

Reporting lab	Inconclusive	Negative	Positive	Percent positive	Total
BAYSHORE POINTE NURSING AND REHAB CENTER			6	100%	6
MC DIAGNOSTIC OF CONNECTICUT, PC #1043		6			6
AMERICAN EAGLE LEESBURG AL LLC DBA VISTA LAKE			6	100%	6
MINUTECLINIC #2860		4	2	33%	6
LISTENING DOCTOR PLLC, THE		1	5	83%	6
SUMTER COUNTY HEALTH DEPARTMENT		1	5	83%	6
MEDEXPRESS URGENT CARE - CULPEPER		6			6
BROWARD TRANSITIONAL CENTER			6	100%	6
MEDEXPRESS URGENT CARE - HUNTINGTON WE		6			6
CONCENTRA			6	100%	6
FAMILY TREE PRIMARY CARE		5	1	17%	6
AVANTE AT ORMOND BEACH INC			6	100%	6
URGENT TEAM - MUSCLE SHOALS		6			6
VIERA PEDIATRICS		1	5	83%	6
LONG ISLAND JEWISH FOREST HILLS HOSPITAL		6			6
DR. PHILLIPS MEDICAL WELLNESS CENTER		3	3	50%	6
INTERNAL MEDICINE LIPID AND WELNNESS PRACTICE			6	100%	6
TAMPA URGENT CARE			6	100%	6
ETHOS LABORATORIES		6			6
FRESENIUS KIDNEY CARE DUNEDIN			6	100%	6
CURATIVE		1	5	83%	6
CAPE CORAL URGENT CARE		3	3	50%	6
URGENT CARE HOUSECALLS PA		5	1	17%	6
SV DIAGNOSTIC LAB			6	100%	6
CDRX INFUSION			6	100%	6
BOCA VIPEDIATRICS			6	100%	6
GRAND VILLA OF PALM COAST		6			6
WATAUGA MEDICAL CENTER		4	2	33%	6
MEDEXPRESS URGENT CARE - STAUNTON		2	4	67%	6
TERRACINA LLC		1	5	83%	6
LAKELAND REGIONAL HEALTH GRASSLANDS		5	1	17%	6
HUNTERS CREEK PEDIATRICS		6			6
CVS MINUTE CLINIC DIAGNOSTIC MED GRP OF SAN		4	2	33%	6
ORANGE COUNTY CORRECTIONS HEALTH SERVICES		6			6
WELLMED AT BRANDON REGIONAL		5	1	17%	6
THE PALMS REHABILITATION AND HEALTHCARE CENTER		5	1	17%	6
ALBION COLLEGE (ABBOTT)		6			6
CAPRONA GROUP HOME			6	100%	6
MEDEXPRESS URGENT CARE - IRVING		6			6
LOUISIANA DEPT OF HEALTH			6	100%	6
QUICK CARE MED WALK IN AND URGENT CARE			6	100%	6
VIBRANT AMERICA		4	2	33%	6
MEDEXPRESS URGENT CARE-PETERS TWP		5	1	17%	6
MINUTECLINIC, LLC #03268		5	1	17%	6
PLEASANTVILLE OF SEBASTIAN LLC			6	100%	6
GLEN FALLS HOSPITAL DEPARTMENT OF PATHOLOGY		6			6
SOUTHEASTERN DERMATOLOGY GROUP PA		5	1	17%	6

COVID-19: testing by laboratory

Data through Feb 22, 2021 verified as of Feb 23, 2021 at 09:25 AM

Data in this report are provisional and subject to change.

The numbers in the table below represent the number of Florida and non-Florida residents for whom test results were received by the Department of Health. A person can be tested by more than one laboratory and can have both positive and negative results. **Therefore, the sum of the numbers in each column will be larger than the total number of people tested.**

Reporting lab	Inconclusive	Negative	Positive	Percent positive	Total
CAREWELL 301 - WARWICK			6	100%	6
PANCARE HEALTH - KATE SMITH ELEMENTARY		1	5	83%	6
MINUTE CLINIC LLC #10203		5	1	17%	6
MEDEXPRESS URGENT CARE - RICHMOND, NINE MILE RD		5	1	17%	6
URGENT TEAM - HUNTSVILLE		5	1	17%	6
CAN COMMUNITY HEALTH, INC		6			6
TEXAS MEDCLINIC			6	100%	6
CVS SC7556POCT WEST COLUMBIA		6			6
PROHEALTH MED		1	5	83%	6
FLORIDA DEPARTMENT OF HEALTH IN SARASOTA COUNTY		5	1	17%	6
SARNO FAMILY PRACTICE		1	5	83%	6
CVS NATIONAL HARBOR MD2297714CV		6			6
CVS PA6902POCT BRYN MAWR		4	2	33%	6
MINUTECLINIC DIAG OF IND LLC #6998		5	1	17%	6
EASTERN FLORIDA STATE COLLEGE – PALM BAY CAMPUS□			6	100%	6
TERENCE B MITCHELL MD, INC		2	4	67%	6
HOLLY HILL HOME INFUSION SERVICE		5	1	17%	6
PATHGROUP LABS, LLC		4	2	33%	6
MINUTE-CLINIC DIAGNOSTIC OF VIRGINIA, LLC #2003		5	1	17%	6
MINUTE CLINIC DIAGNOSTIC OF MICHIGAN PC		6			6
UNILAB OF DADE INC			6	100%	6
LAKEVIEW TERRACE HOME HEALTH SERVICES LLC			6	100%	6
ST. LUCIE COUNTY HEALTH DEPARTMENT		4	2	33%	6
MERCY COLLEGE HEALTH OFFICE		6			6
JOHN T MATHER MEMORIAL HOSPITAL LABORATORY		5	1	17%	6
BAYCARE ALLIANT HOSPITAL			6	100%	6
MEDEXPRESS URGENT CARE - MIDLOTHIAN		6			6
DOCTORS EXPRESS OF ST PETERSBURG			6	100%	6
STPET		4	2	33%	6
MINUTE CLINIC DIAGNOSTIC OF PENNSYLVANIA		6			6
MINUTECLINIC DIAGNOSTIC OF GEORGIA, LL		5	1	17%	6
GULF COAST PEDIATRICS OF SARASOTA PA		1	5	83%	6
MINUTECLINIC, LLC #05038		6			6
FLORIDA PREMIER MEDICAL CARE PA			6	100%	6
MARSHALL MEDICAL CENTER SOUTH LAB		5	1	17%	6
CRESTWOOD MEDICAL CENTER		4	2	33%	6
MEDEXPRESS URGENT CARE-PITTSFIELD		6			6
Centrastate Medical Center		5	1	17%	6
MEDEXPRESS URGENT CARE - ELM GROVE		5	1	17%	6
JERSEY SHORE MEDICAL CENTER		6			6
NORTH FLORIDA PEDIATRICS JASPER			6	100%	6
PUBLIC HEALTH LAB		6			6
DANIEL M LIBBY MD PLLC		6			6
FLORIDA KEYS CONCIERGE MEDICINE, LLC		6			6
CVS MINUTE CLINIC DIAGNOSTIC PA #3060		5	1	17%	6
PRESBYTERIAN HOME		6			6
MC DIAGNOSTIC OF CONNECTICUT , PC # 3		4	2	33%	6

COVID-19: testing by laboratory

Data through Feb 22, 2021 verified as of Feb 23, 2021 at 09:25 AM

Data in this report are provisional and subject to change.

The numbers in the table below represent the number of Florida and non-Florida residents for whom test results were received by the Department of Health. A person can be tested by more than one laboratory and can have both positive and negative results. **Therefore, the sum of the numbers in each column will be larger than the total number of people tested.**

Reporting lab	Inconclusive	Negative	Positive	Percent positive	Total
OAK HARBOR ASSISTED LIVING FACILITY		4	2	33%	6
CVS NC5591POCT STATESVILLE		5	1	17%	6
SOUTH FLORIDA BAPTIST HOSPITAL			6	100%	6
ASCENSION ST VINCENT'S CLAY COUNTY			6	100%	6
PM PEDIATRICS OF SELDEN		3	2	40%	5
SIGNATURE URGENT CARE			5	100%	5
EP LTC PHARMACY		4	1	20%	5
MINUTECLINIC, LLC, DBA MINUTECLINIC #2		5			5
CVS NC6402POCT DAVIDSON		3	2	40%	5
GENTLE HANDS MOBILE PHLEBOTOMY			5	100%	5
CAREHERE LCS- EUSTIS			5	100%	5
ELITE MD GROUP INC		1	4	80%	5
CARENOW URGENT CARE - CENTRAL AUSTIN		1	4	80%	5
LAFAYETTE NURSING AND REHAB			5	100%	5
MIZELL MEMORIAL HOSPITAL			5	100%	5
GUTHRIE MEDICAL GROUP LABORATORIES		5			5
BROWNE MEDICAL LLC		3	2	40%	5
BOROPARK URGENT CARE		4	1	20%	5
PHYSICIANS IMMEDIATE CARE ELGIN			5	100%	5
FLORIDA PRIMARY CARE AND SPORTS MEDICINE INC		2	3	60%	5
APEX HOME HEALTH CARE		4	1	20%	5
OCHSNER MEDICAL CENTER			5	100%	5
QUEST DIAGNOSTICS PSC		1	4	80%	5
PIEDMONT HOSPITAL LAB			5	100%	5
JUPITER CLINIC			5	100%	5
PINECREST PEDIATRICS GROUP LLC			5	100%	5
SEASIDE MANOR			5	100%	5
MEDEXPRESS - COLLINSVILLE BELT LINE		3	2	40%	5
PATIENT FIRST - LEESBURG			5	100%	5
CVS NV408817POCT LAS VEGAS		1	4	80%	5
MINUTECLINIC MINUTECLINIC #4977		3	2	40%	5
CVS NC7588POCT ASHEVILLE		5			5
INNOVATIVE COVID-DIVERSEY			5	100%	5
PRINCIPLE HOSPICE SERVICE, LLC			5	100%	5
MOUNT SINAI BROOKLYN LABORATORY		4	1	20%	5
RURAL HEALTH CARE INC			5	100%	5
CVS IN6654POCT INDIANAPOLIS		4	1	20%	5
NORTHPORT MEDICAL CENTER LAB		5			5
FHPG FAMILY MEDICAL CENTER OF TAMPA BAY		1	4	80%	5
GULF COAST VETERANS HCS PANAMA CITY OPC		5			5
MAXCARE CLINIC			5	100%	5
WESTMINSTER SHORES			5	100%	5
PRECISION DIAGNOSTICS INC - NJ		5			5
MINUTECLINIC DIAGNOSTIC OF NEVADA #87		3	2	40%	5
BROOKDALE NEW PORT RICHEY			5	100%	5
NU WAVE MEDICAL CENTER			5	100%	5
EAST BANK HOSPITAL - UNIVERSITY OF MINNESOTA MEDICAL CENTER			5	100%	5

COVID-19: testing by laboratory

Data through Feb 22, 2021 verified as of Feb 23, 2021 at 09:25 AM

Data in this report are provisional and subject to change.

The numbers in the table below represent the number of Florida and non-Florida residents for whom test results were received by the Department of Health. A person can be tested by more than one laboratory and can have both positive and negative results. **Therefore, the sum of the numbers in each column will be larger than the total number of people tested.**

Reporting lab	Inconclusive	Negative	Positive	Percent positive	Total
CHAMPLAIN VALLEY PHYSICIANS HOSPITAL		3	2	40%	5
UCF STUDENT HEALTH SERVICES LABORATORY		2	3	60%	5
ADVENTHEALTH MEDICAL GROUP PEDIATRIC & ADOLESCENT		4	1	20%	5
OHIO DEPARTMENT OF HEALTH			5	100%	5
CLEVELAND CLINIC MARTIN HEALTH NURSING & RESTORATIVE		5			5
URGENT CARE OF LONGWOOD			5	100%	5
ST BARNABAS HOSPITAL		5			5
Lenox on the Lake			5	100%	5
NORTH SHORE HEMATOLOGY-ONCOLOGY ASSOCIATES, PC		5			5
Walker BaptistMedCtr		4	1	20%	5
REDMED OF CROSSTOWN		2	3	60%	5
CARL R DARNALL ARMY MEDICAL CENTER			5	100%	5
URGENT CARE OF ERWIN		5			5
MINUTECLINIC DIAGNOSTIC OF TN, PC 6304		3	2	40%	5
Life Care Center of Estero			5	100%	5
MANATEE COUNTY JAIL		4	1	20%	5
UF HEALTH PATHOLOGY LABORATORIES			5	100%	5
AURORA UNIVERSITY WELLNESS CENTER		5			5
PEDIATRIC URGENT HEALTH CARE			5	100%	5
HENDRY REGIONAL CONVENIENT CARE CENTER			5	100%	5
UNIVERSITY OF CHICAGO MEDICAL CENTER LAB			5	100%	5
SHEEPSHEAD BAY URGENT CARE		5			5
MINUTE CLINIC DIAGNOSTIC OF NORTH CAROLINA		5			5
CENTREX CLINICAL LABS INC		5			5
DIXIE COUNTY EMERGENCY SERVICES			5	100%	5
REHABILITATION CENTER AT JUPITER GARDENS		5			5
PHYSICIANS URGENT CARE BERRY FARMS		4	1	20%	5
COVID RAPID LABS			5	100%	5
THE MEDICAL GROUP OF SOUTH FLORIDA INC		4	1	20%	5
ADVENTHEALTH CAR CENTER APOPKA			5	100%	5
MINUTECLINIC, LLC #1470		5			5
AEL KNOXVILLE			5	100%	5
ST. PETERSBURG PEDIATRICS			5	100%	5
LAKE COUNTY DETENTION CENTER		3	2	40%	5
MEDEXPRESS URGENT CARE-MUNCIE		5			5
LEVY COUNTY SHERRIF'S DEPT			5	100%	5
BAYSHORE LABORATORY		4	1	20%	5
ST CHARLES BEND LABORATORY		4	1	20%	5
NOVANT HEALTH UVA		2	3	60%	5
OMNICARE PHARMACY OFTEXAS 1, LP DBA OMNICARE		5			5
MEDEXPRESS URGENT CARE PORT HURON		4	1	20%	5
BAPTIST HEALTH - TOWN CENTER			5	100%	5
HAWTHORNE HEALTH AND REHABILITATION			5	100%	5
FOUNDCARE, INC			5	100%	5
VEIL VALLEY MEDICAL CENTER			5	100%	5
DOCS URGENT CARE		1	4	80%	5
COOPER HOSPITAL/UNIVERSITY MEDICAL		5			5

COVID-19: testing by laboratory

Data through Feb 22, 2021 verified as of Feb 23, 2021 at 09:25 AM

Data in this report are provisional and subject to change.

The numbers in the table below represent the number of Florida and non-Florida residents for whom test results were received by the Department of Health. A person can be tested by more than one laboratory and can have both positive and negative results. **Therefore, the sum of the numbers in each column will be larger than the total number of people tested.**

Reporting lab	Inconclusive	Negative	Positive	Percent positive	Total
WATERTOWN URGENT CARE PLLC		5			5
LAKE NONA PEDIATRICS IN ASSOCIATION WITH NEMOURS		5			5
AMERICAN MEDICAL RESPONSE - DENVER		2	3	60%	5
Enterprise Health and Rehabilitation Center		5			5
CVS CT1123POCT SOUTHBURY		5			5
SUTTER TRACY COMMUNITY HOSPITAL			5	100%	5
MINUTECLINIC DIAGNOSTIC OF PENNSYLVANIA, LLD #1545		5			5
MINUTECLINIC DIAGNOSTIC OF OHIO #7790		3	2	40%	5
RUSH UNIVERSITY MEDICAL CENTER LABORATORY			5	100%	5
ABSOLUTE HEALTH		5			5
PUTNAM HOSPITAL CENTER LABORATORY		5			5
MINUTECLINIC DIAGNOSTIC OF ILLINOIS		4	1	20%	5
FLORIDA CLINICAL LABORATORY - BIOREFERENCE LABORATORIES		2	3	60%	5
GOOD SAMARITAN MEDICAL CENTER			5	100%	5
MINUTECLINIC, LLC #1492		5			5
ELITE CARE			5	100%	5
MINUTECLINIC DIAGNOSTIC MED GRP OF CA		4	1	20%	5
DEPARTMENT OF HEALTH AND HUMAN SERVICES LANSING			5	100%	5
MEDEXPRESS URGENT CARE - WILLIAMSPORT		4	1	20%	5
SOUTHERN OCEAN MEDICAL CENTER		5			5
MIAMI MEDICAL CONSULTANT PA			5	100%	5
DISCOVERY VILLAGE AT STUART		2	3	60%	5
MINUTECLINIC, LLC #1796		4	1	20%	5
FLORIDA DEPARTMENT OF HEALTH - INVERNESS		3	2	40%	5
WHEELER LABORATORY		4	1	20%	5
CVS MINUTE CLINIC DIAG OF IND LLC #5206		4	1	20%	5
WEST PACIFIC MEDICAL LABORATORY			5	100%	5
QUINTON MEMORIAL HEALTH CARE CENTER		5			5
MEDEXPRESS URGENT CARE - CLARKSBURG		5			5
HELIX KH UC			5	100%	5
NELSON BIOLOGICAL			5	100%	5
MINUTECLINIC DIAGNOSTIC OF TN PC #643		3	2	40%	5
MEDEXPRESS URGENT CARE - BECKLEY CROSS		4	1	20%	5
HAVEN HOSPICE IN CHIEFLAND			5	100%	5
HEALTH AND WELLNESS CENTER			5	100%	5
VILLAGES VA CBOC	2	2	1	20%	5
INDIAN RIVER PRIMARY CARE PA		5			5
MAXHEALTH		4	1	20%	5
WHITE WILSON MEDICAL CENTER - FWB		1	4	80%	5
THE UNIVERSITY OF VERMONT MEDICAL CENTER		4	1	20%	5
FORSYTH HOUSE			5	100%	5
MEDICAL CENTER OF BLOUNTSTOWN			5	100%	5
CVS NV3210POCT LAS VEGAS		5			5
MEASE CONTINUING CARE		3	2	40%	5
Kennedy University Hospital		5			5
PEDIATRICS OF CENTRAL FLORIDA – POINCIANA		3	2	40%	5
PANCARE HEALTH - ALTHA PUBLIC			5	100%	5

COVID-19: testing by laboratory

Data through Feb 22, 2021 verified as of Feb 23, 2021 at 09:25 AM

Data in this report are provisional and subject to change.

The numbers in the table below represent the number of Florida and non-Florida residents for whom test results were received by the Department of Health. A person can be tested by more than one laboratory and can have both positive and negative results. **Therefore, the sum of the numbers in each column will be larger than the total number of people tested.**

Reporting lab	Inconclusive	Negative	Positive	Percent positive	Total
MEDEXPRESS URGENT CARE MURRYSVILLE		3	2	40%	5
ADVICE FOR OPTIMAL WELLNESS		2	3	60%	5
COMPUNET CLINICAL LAB			5	100%	5
URGENT MED INC		3	2	40%	5
APOLLO GARDENS RETIREMENT RESIDENCE CARE		5			5
QUALITY MEDICAL CARE			5	100%	5
LPG PEDIATRICS AT CAPE CORAL		5			5
MEDEXPRESS URGENT CARE - FORT WORTH S		4	1	20%	5
PREMIER FAMILY HEALTH PA			5	100%	5
URGENT TEAM - NASHVILLE		5			5
DIXITKUMAR N MODI MD PA			5	100%	5
RANDOLPH DIABETES AND WELLNESS		4	1	20%	5
COLUMBIA MEMORIAL HOSPITAL LABORATORY		5			5
UW MEDICINE VIROLOGY LAB			5	100%	5
GRAND VILLA OF SARASOTA		4	1	20%	5
XRL SXF REF LAB		5			5
MD NOW MEDICAL CENTER INC			5	100%	5
BEACH HOUSE		5			5
CYPRESS CREEK MEDICAL CENTER			5	100%	5
JACKSON SOUTH COMMUNITY HOSPITAL LAB			5	100%	5
MINUTE CLINIC, LLC #1434		5			5
FINLAY		1	4	80%	5
MEDEXPRESS URGENT CARE - BLUEFIELD		4	1	20%	5
ST MARYS MEDICAL CENTER			5	100%	5
PALM GARDEN OF SUN CITY			5	100%	5
MEDEXPRESS URGENT CARE-NESHANNOCK TWP		4	1	20%	5
RIO PINAR HEALTH CARE			5	100%	5
MINNESOTA DEPARTMENT OF HEALTH PUBLIC HEALTH LABORATORY DIVISION	1		4	80%	5
ALL CHILDREN'S HOSPITAL DEPT OF GENERAL PEDIATRICS			5	100%	5
TESTD			5	100%	5
FLORIDA HEALTHCARE OF ORLANDO			5	100%	5
TULLAHOMA HMA, LLC		4	1	20%	5
PRECISION LABS LLC		2	3	60%	5
MINUTE-CLINIC DIAGNOSTIC OF VIRGINIA, LLC #794		5			5
Army Residence Community		5			5
ALPHADERA LABS, LLC			5	100%	5
SOUTH FLORIDA FAMILY HEALTH & RESEARCH CTR			5	100%	5
WILSON PEDIATRICS			5	100%	5
CVS TX7827POCT ROUND ROCK		5			5
COMMONS AT ORLANDO LUTHERAN TOWERS SNF			5	100%	5
KEYSTONE REHABILITATION AND HEALTH CENTER		1	4	80%	5
FLAGLER HEALTH SERVICES INC			5	100%	5
MEDEXPRESS URGENT CARE - GLENDALE		5			5
STATCARE URGENT AND WALK-IN MEDICAL CA		5			5
RELIANT IMMUNE DIAGNOSTICS			5	100%	5
MINUTECLINIC DIAGNOSTIC OF KENTUCKY		5			5
CVS OH3476POCT TIPP CITY		5			5

COVID-19: testing by laboratory

Data through Feb 22, 2021 verified as of Feb 23, 2021 at 09:25 AM

Data in this report are provisional and subject to change.

The numbers in the table below represent the number of Florida and non-Florida residents for whom test results were received by the Department of Health. A person can be tested by more than one laboratory and can have both positive and negative results. **Therefore, the sum of the numbers in each column will be larger than the total number of people tested.**

Reporting lab	Inconclusive	Negative	Positive	Percent positive	Total
LABCORP UNSPECIFIED		5			5
NORTH DADE NURSING AND REHABILITATION CENTER			5	100%	5
JUPITER ISLAND MEDICAL CLINIC INC		5			5
HILLSBOROUGH COUNTY HEALTH DEPARTMENT			5	100%	5
RIVERVIEW ALF OPERATOR LLC			5	100%	5
FLEET LANDING			5	100%	5
JOE DIMAGGIO CHILDREN'S HOSPITAL		1	4	80%	5
URGENT CARE COASTAL GA			5	100%	5
PM PEDIATRICS OF BAYSIDE PLLC		5			5
DIAGNOSTECHS		4	1	20%	5
COPELAND MEDICAL CLINIC		3	2	40%	5
MCKENZIE-WILLAMETTE MEDICAL CENTER LAB		5			5
UPMC HEALTH SYSTEM		4	1	20%	5
OPTUMCARE FLORIDA, LLC		3	2	40%	5
MINUTECLINIC, LLC #7139		5			5
LEWIS COUNTY MANOR		5			5
LAKE MARY HEALTH AND REHABILITATION CENTER		1	4	80%	5
OCCMED SOLUTIONS		2	3	60%	5
MIAMI CANCER INSTITUTE			5	100%	5
INFECTION CONTROL/ EMPHEALTH		3	2	40%	5
WOODHULL MEDICAL AND MENTAL HEALTH CTR		5			5
LIVING WATERS MEDICAL CENTER			5	100%	5
GREENVILLE MEMORIAL HOSPITAL LAB			5	100%	5
AUGUSTA HEALTH			5	100%	5
FRESENIUS KIDNEY CARE SOUTH ORLANDO			5	100%	5
WAKEMED		1	4	80%	5
ADVANCED URGENT CARE OF MARATHON		1	4	80%	5
PHYSICIANS FOR CHILDREN			5	100%	5
FLORIDA HOSPITAL LAKE MARY		5			5
UNIVERSITY OF MIAMI / SCCC RESEARCH LABORATORY			5	100%	5
YUSRA MEDICAL ASSOCIATES PA		3	2	40%	5
FAMILY TREE DNA			5	100%	5
AHC Decatur County		5			5
SARASOTA MEDICAL CENTER			5	100%	5
TANNER MEDICAL CENTER EAST AL		5			5
EGL GENETICS DIAGNOSTICS			5	100%	5
MEDEXPRESS URGENT CARE MORGANTOWN		5			5
Signature Healthcare of Savannah		5			5
ST JOHNS BIOMEDICAL LAB		5			5
KETTERING HEALTH			5	100%	5
FRANCES WARDE MEDICAL LABORATORY		2	3	60%	5
PEACHTREE IMMEDIATE CARE			5	100%	5
EASTCHESTER PEDIATRIC MEDICAL GROUP		5			5
DICKSON MEDICAL ASSOCIATES PC PATH LAB		4	1	20%	5
PEDIATRICS OF ALTAMONTE		5			5
MINUTECLINIC DIAGNOSTIC OF TN PC #442		4	1	20%	5
FLORIDA PRIMARY & SPECIALTY CARE		5			5

COVID-19: testing by laboratory

Data through Feb 22, 2021 verified as of Feb 23, 2021 at 09:25 AM

Data in this report are provisional and subject to change.

The numbers in the table below represent the number of Florida and non-Florida residents for whom test results were received by the Department of Health. A person can be tested by more than one laboratory and can have both positive and negative results. **Therefore, the sum of the numbers in each column will be larger than the total number of people tested.**

Reporting lab	Inconclusive	Negative	Positive	Percent positive	Total
LEE COMMUNITY HEALTHCARE INC CAPE CORAL		5			5
MCR HEALTH LAWTON CHILES ADMINISTRATION STE A		1	4	80%	5
SCIENCE CARE			5	100%	5
INTERNAL MEDICINE & PRIMARY CARE ASSOCIATES, PLC			5	100%	5
CONCENTRA URGENT CARE		1	4	80%	5
LABS PLUS LLC		5			5
NOVADX		2	3	60%	5
JOHN T MACKAY MD			5	100%	5
ADVENT HEALTH MEDICAL GROUP FAMILY AND INTERNAL MEDICINE AT AVALON PAR		4	1	20%	5
AHF PUBLIC HEALTH LABORATORY			5	100%	5
CVS NJ836POCT RUNNEMEDE		4			4
EPI			4	100%	4
MEDEXPRESS URGENT CARE - WICHITA, S SENECA ST		2	2	50%	4
SunTerrace Health Care Center		3	1	25%	4
WINTER PARK INTERNAL MEDICINE MD PA		3	1	25%	4
GUIDANCE / CARE CENTER, INC		4			4
URGENT CARE - OCONEE		2	2	50%	4
CONSULATE HEATH CARE AT WEST ALTAMONTE			4	100%	4
MINUTECLINIC DIAGNOSTIC OF PENNSYLVAN		3	1	25%	4
PDL PHARMACY CORP			4	100%	4
CVS GA7064POCT STOCKBRIDGE		4			4
SHARP MEMORIAL HOSPITAL MICROBIOLOGY DEPT			4	100%	4
PM PEDIATRICS OF SELDEN PLLC		4			4
CELAL GUROL ERBAY, MD			4	100%	4
HEALTHCARE NETWORK OF SOUTHWEST FLORIDA			4	100%	4
AIREVAC INTERNATIONAL		4			4
EXPRESS TESTING-ONE			4	100%	4
MAINE DEPARTMENT OF HEALTH AND HUMAN SERVICES			4	100%	4
BOONE DRUG & HEALTHCARE AT DEERFIELD			4	100%	4
MAILBOX DIAGNOSTICS		2	2	50%	4
PANCARE HEALTH YOUNGSTOWN			4	100%	4
Park Ridge Nursing Center		3	1	25%	4
NOT GIVEN		1	3	75%	4
CORIZON HEALTH INC			4	100%	4
FHCP - ORMOND BEACH			4	100%	4
ARCPPOINT LABS OF FORT LAUDERDALE, FL CENTRAL		1	3	75%	4
SOUTH FLORIDA PEDIATRIC PARTNERS			4	100%	4
UF HEALTH PATHOLOGY LABORATORIES			4	100%	4
BETHPAGE EXTENDED HOURS CENTER		4			4
MONROE COUNTY DEPT OF PUBLIC HEALTH ST		4			4
NAVAL MEDICAL CENTER SAN DIEGO			4	100%	4
CVS TX8351POCT BEAUMONT		4			4
CVS MINUTE CLINIC DIAGNOSTIC OF KANSAS, PA		4			4
MEDEXPRESS URGENT CARE - PRINCETON		4			4
CHILDREN'S MEDICAL GROUP		4			4
SIGNATURE CARE EMERGENCY CENTER		2	2	50%	4
DEPARTMENT OF HEALTH/ NEW YORK			4	100%	4

COVID-19: testing by laboratory

Data through Feb 22, 2021 verified as of Feb 23, 2021 at 09:25 AM

Data in this report are provisional and subject to change.

The numbers in the table below represent the number of Florida and non-Florida residents for whom test results were received by the Department of Health. A person can be tested by more than one laboratory and can have both positive and negative results. **Therefore, the sum of the numbers in each column will be larger than the total number of people tested.**

Reporting lab	Inconclusive	Negative	Positive	Percent positive	Total
THONOTOSASSA COMMUNITY HEALTH CENTER		1	3	75%	4
GENEVA GENERAL HOSPITAL LABORATORY		3	1	25%	4
MD ANDERSON			4	100%	4
LEE MEMORIAL HEALTH SYSTEM D/B/A LEE COMMUNITY		4			4
TRIDENT BIOMETRICS		3	1	25%	4
ACCENT PHYSICIAN SPECIALISTS PA		4			4
PRIMECARE		2	2	50%	4
MINUTECLINIC MINUTECLINIC #921		4			4
SJH			4	100%	4
TALLAHASSEE MEMORIAL HEALTHCARE			4	100%	4
HAMPTON ALF AT 24TH ROAD LLC			4	100%	4
GEORGE E WEEEMS MEMORIAL HOSPITAL LAB		3	1	25%	4
UNIVERISTY OF MIAMI			4	100%	4
LATCHER LABORATORY OF A O FOX MEMORIAL		2	2	50%	4
MERCY URGENT CARE			4	100%	4
INTERMARKET FACILITY			4	100%	4
Grace Rehabilitation of Vero Beach		4			4
PALMS WEST HOSPITAL			4	100%	4
VIDANT MEDICAL CENTER			4	100%	4
MINUTECLINIC DIAG OF IND, LLC #10190		4			4
BEECHTREE MOLECULAR LAB LLC			4	100%	4
PRL NYC PANDEMIC RESPONSE LAB			4	100%	4
Calusa Harbour			4	100%	4
Kroger 339 - The Little Clinic Highlands - Bardstown Road		4			4
BARTON MEMORIAL HOSPITAL		3	1	25%	4
Kroger 449 - The Little Clinic Mountain Park		4			4
BAYLOR ESOTERIC AND MOLECULAR LAB			4	100%	4
MINUTECLINIC DIAGNOSTIC OF WISCONSIN, LLC		4			4
HEART OF FLORIDA HEALTH CENTER INC		1	3	75%	4
BLUETAIL MEDICAL GROUP, LLC		3	1	25%	4
VITAL CARE URGENT CARE			4	100%	4
ACCESS RECOVERY SOLUTIONS LLC			4	100%	4
FISHERMEN'S HOSPITAL			4	100%	4
ENCOMPASS HOME HEALTH		4			4
PILGRIM PHARMACY INC		4			4
WINCHESTER MEDICAL CENTER			4	100%	4
LIFEPLUS HEALTHCARE GROUP INC		4			4
PANCARE HEALTH - PONCE DE LEON			4	100%	4
GRAND VILLA OF MELBOURNE		2	2	50%	4
MINUTE CLINIC, LLC #4650		4			4
Mill Valley Care Center		4			4
LAKE FOREST PARK OP CO LLC		4			4
TMH PHYSICIAN PARTNERS SOUTHWOOD		1	3	75%	4
CRESTAR LABS		2	2	50%	4
ROAN DRUG COMPANY LLC		4			4
TRUE HEALTH- HOFFNER		3	1	25%	4
THE DOCTORS CENTER HEALTHCARE-SOUTHSIDE		1	3	75%	4

COVID-19: testing by laboratory

Data through Feb 22, 2021 verified as of Feb 23, 2021 at 09:25 AM

Data in this report are provisional and subject to change.

The numbers in the table below represent the number of Florida and non-Florida residents for whom test results were received by the Department of Health. A person can be tested by more than one laboratory and can have both positive and negative results. **Therefore, the sum of the numbers in each column will be larger than the total number of people tested.**

Reporting lab	Inconclusive	Negative	Positive	Percent positive	Total
MEDEXPRESS - NEW CASTLE, DUPONT HWY		4			4
Advanced Care Center			4	100%	4
MEDEXPRESS URGENT CARE - SUMMERSVILLE, WEBSTER RD		4			4
BETH ISRAEL MEDICAL CENTER LABS		4			4
MINUTECLINIC DIANOSTIC OF VIRGINA, LL		3	1	25%	4
MINUTECLINIC, LLC #1431		3	1	25%	4
BIOTEST PLASMA CENTER		4			4
CVS OH3301POCT WOODMERE		4			4
CVS SC2736POCT MURRELLS INLET		4			4
GRAND AVE PHARMACY			4	100%	4
ADVANCED PEDIATRICS OF BOCA LLC			4	100%	4
CENTERPLACE HEALTH, INC			4	100%	4
DIAGNOSTIC & MEDICAL SPECIALISTS OF GREENWICH		2	2	50%	4
HEALTHY MINORS PEDIATRIC URGENT CARE		4			4
OVIEDO CHILDRENS HEALTH CENTER LLC		1	3	75%	4
FLORIDA HOSPITAL ALTAMONTE		2	2	50%	4
MEDICINE SHOPPE #1306 THE		3	1	25%	4
INFINITI LABS INC			4	100%	4
WALGREENS #07034		4			4
GUTHRIE MEDICAL GROUP - CORNING		3	1	25%	4
ARKANSAS DEPARTMENT OF HEALTH			4	100%	4
FIFTH AVENUE PEDIATRICS		3	1	25%	4
PHYSICIANS IMMEDIATE CARE AURORA			4	100%	4
OKLAHOMA STATE UNIVERSITY DIAGNOSTIC LAB			4	100%	4
ASCENDI HOME HEALTH AGENCY INC			4	100%	4
PARADIGM LABORATORIES			4	100%	4
XPRESS URGENT CARE- PORT ST. LUCIE			4	100%	4
CVS DC1340POCT WASHINGTON		4			4
COMPASSION PEDIATRIC URGENT CARE LLC			4	100%	4
RELIANT ACUTE CARE			4	100%	4
LEE COMMUNITY HEALTHCARE INC NORTH FORT MYERS		4			4
MONTANA DEPARTMENT OF PUBLIC HEALTH & HUMAN SERVICES			4	100%	4
DEPARTMENT OF HEALTH AND HUMAN SERVICES		2	2	50%	4
CVS MINUTE CLINIC DIAGNOSTIC OF TEXAS		3	1	25%	4
LAKE SHERIFF		4			4
CVS TX7821POCT LEAGUE CITY		4			4
NEOGENOMICS LABORATORIES, INC		4			4
THE RETREAT AT PORT ORANGE			4	100%	4
MINUTECLINIC DIAGNOSTIC OF OHIO #4401		4			4
Health Care Center of Jacksonville			4	100%	4
ST PETE DIRECT PRIMARY CARE		2	2	50%	4
DYNACARE LABORATORIES			4	100%	4
Oakwood - North Baldwins Center for Living		4			4
ALLIANCE PEDIATRICS PA			4	100%	4
CVS TN7698POCT KNOXVILLE		4			4
CAPE COD HOSPITAL			4	100%	4
CVS MA2172POCT NORTH GRAFTON		4			4

COVID-19: testing by laboratory

Data through Feb 22, 2021 verified as of Feb 23, 2021 at 09:25 AM

Data in this report are provisional and subject to change.

The numbers in the table below represent the number of Florida and non-Florida residents for whom test results were received by the Department of Health. A person can be tested by more than one laboratory and can have both positive and negative results. **Therefore, the sum of the numbers in each column will be larger than the total number of people tested.**

Reporting lab	Inconclusive	Negative	Positive	Percent positive	Total
MEDEXPRESS URGENT CARE - YORK		1	3	75%	4
MEDEXPRESS URGENT CARE - SOMERSET TOWNSHIP		4			4
COMMUNITY HEALTH CENTER OF WEST PALM BEACH			4	100%	4
OHSU MOLECULAR MICROBIOLOGY LAB		3	1	25%	4
CARE ONE PRIMARY CARE			4	100%	4
IMIC INC RESEARCH			4	100%	4
GASTROENTEROLOGY ASSOC OF PENSACOLA, PA		2	2	50%	4
HARBOUR ISLAND PEDIATRICS LLC			4	100%	4
ADVANCED URGENT CARE LLC		1	3	75%	4
FLORIDA HEALTH CARE PLANS STIRLING CENTER			4	100%	4
BENEVA LAKES HEALTHCARE & REHAB CENTER			4	100%	4
REFUGE A HEALING PLACE, THE			4	100%	4
CVS GA2147POCT KENNESAW		3	1	25%	4
Sunrise Health and Rehabilitation Center			4	100%	4
MINUTECLINIC, LLC #5707		4			4
WILLIAM A HINTON STATE LABORATORY INSTITUTE		1	3	75%	4
LIFEHOPE LABS			4	100%	4
CVS MD2956POCT NEW MARKET		3	1	25%	4
STONE CLINICAL LABORATORIES OF FL LLC		4			4
SIGNATURE CARE MONTROSE		2	2	50%	4
MINUTECLINIC DIAGNOSTIC OF OHIO #3407		4			4
COVENIENT CARE MEDICAL CLINIC			4	100%	4
COMMUNITY PHYSICIANS OF NORTH PORT PA			4	100%	4
ST. MARY'S HOSPITAL			4	100%	4
KENTUCKY CABINET FOR HEALTH AND FAMILY SERVICES			4	100%	4
LIFE CARE HOME HEALTH SERVICES LLC		1	3	75%	4
BAPTIST HEALTH MEDICAL CENTER			4	100%	4
ASCENSION ST VINCENT'S MEDICAL CENTER		3	1	25%	4
CVS OH2342POCT WEST CHESTER		3	1	25%	4
MINUTECLINIC DIAG OF IND LLC #1367		4			4
DEACONESS HOSPITAL			4	100%	4
DASCENA LABORATORY			4	100%	4
SOUTHEASTERN REGIONAL MEDICAL CENTER			4	100%	4
POWERS PEDIATRICS			4	100%	4
MD NOW URGENT CARE - DELRAY WEST			4	100%	4
APOPKA FAMILY HEALTH CENTER		3	1	25%	4
UNC HOSPITAL/MCLENDON CLINICAL LABORATORIES			4	100%	4
WESLEY CHAPEL INTERNAL MEDICINE AND PEDIATRICS			4	100%	4
THE LITTLE CLINIC			4	100%	4
CALIFORNIA DEPARTMENT OF PUBLIC HEALTH			4	100%	4
ADVENTHEALTH MEDICAL GROUP PEDIATRICS		1	3	75%	4
CAPITAL HEALTH LABORATORY INC			4	100%	4
ManorCare Rehabilitation Center- Decatur		4			4
MEDEXPRESS URGENT CARE - KOKOMO		4			4
MINUTECLINIC, DIAGNOSTIC OF TEXAS, LL		4			4
CULLMAN REGIONAL MEDICAL CENTER		3	1	25%	4
CVS GA2236POCT WOODSTOCK		4			4

COVID-19: testing by laboratory

Data through Feb 22, 2021 verified as of Feb 23, 2021 at 09:25 AM

Data in this report are provisional and subject to change.

The numbers in the table below represent the number of Florida and non-Florida residents for whom test results were received by the Department of Health. A person can be tested by more than one laboratory and can have both positive and negative results. **Therefore, the sum of the numbers in each column will be larger than the total number of people tested.**

Reporting lab	Inconclusive	Negative	Positive	Percent positive	Total
DIAMOND SPEEDWAY DIALYSIS		1	3	75%	4
MEMORIAL HEALTH CARE SYSTEMS			4	100%	4
MEDEXPRESS URGENT CARE - TULSA, S YALE AVE		4			4
MINUTECLINIC DIAGNOSTIC OF VIRGINIA, LLC #1656		4			4
GRAND VILLA OF LAKE LAND		4			4
CVS NV9841POCT RENO		2	2	50%	4
DERMATOLOGY SPECIALISTS OF FL - DR. JON WARD			4	100%	4
MEDEXPRESS URGENT CARE - SOUTH PARKERSBURG		4			4
CLINICAL LABORATORIES OF THE BUFFALO		3	1	25%	4
CVS NY549POCT RIDGEWOOD		2	2	50%	4
MARSHFIELD LABORATORIES			4	100%	4
USCG SECTOR ST PETE		1	3	75%	4
ALVARO J DANGOND MD PA		4			4
CULLMAN REGIONAL URGENT CARE		3	1	25%	4
State Lab Unspecifd			4	100%	4
LOUISIANA DEPT. OF HEALTH AND HOSPITALS-INFECTIOUS DISEASE EPI SECTION			4	100%	4
INVERNESS FAMILY CARE HIGH RISK PLLC			4	100%	4
MORGAN STANLEY HEALTH CENTER		4			4
PINELLAS POINT NURSING AND REHAB			4	100%	4
THE OASIS ALF		4			4
FCHC (OB)-DARWIN SQUARE CTR.			4	100%	4
MEDEXPRESS URGENT CARE - MOUNTAIN HOME		3	1	25%	4
FAMILY MEDICINE AT WINTER PARK			4	100%	4
MARION AND BERNARD L SAMSON NURSING CENTER			4	100%	4
MIAMI COMMUNITY HEALTH CENTER INC		1	3	75%	4
BOND & STEELE CLINIC PA D/B/A BOND CLINIC PA		4			4
MEMORIAL HEALTHCARE SYSTEM		1	3	75%	4
PEACEHEALTH LABORATORIES		3	1	25%	4
GENUS DIAGNOSTICS			4	100%	4
MEDEXPRESS URGENT CARE PLEASANT HILLS		3	1	25%	4
DISCOVERY VILLAGE AT DEERWOOD			4	100%	4
MEDEXPRESS URGENT CARE HUNTINGTON		4			4
CELEBRATION PEDIATRICS			4	100%	4
JOSEF SCHENKER, MD, PC		4			4
UNIVERSITY OF WASHINGTON MEDICAL CENTER (UWMC) EMERGENCY DEPT.			4	100%	4
IMMUNOGENOMICS LLC		1	3	75%	4
MEDEXPRESS URGENT CARE - TEAYS VALLEY		3	1	25%	4
PHYSICIANS QUALITY CARE			4	100%	4
COURTYARD GARDENS OF BOYNTON BEACH, LLC		1	3	75%	4
REHABILITATION CENTER OF WINTER PARK,THE			4	100%	4
MEDEXPRESS URGENT CARE- FORT WORTH N T		4			4
CLINICAL PATHOLOGY LABORATORIES			4	100%	4
Westminster Manor		3	1	25%	4
REELFOOT FAMILY WALK IN CLINIC		3	1	25%	4
NEULIFE NEUROLOGICAL SERVICES LLC			4	100%	4
AFFINITY URGENT CARE			4	100%	4
CAREATC, INC.			4	100%	4

COVID-19: testing by laboratory

Data through Feb 22, 2021 verified as of Feb 23, 2021 at 09:25 AM

Data in this report are provisional and subject to change.

The numbers in the table below represent the number of Florida and non-Florida residents for whom test results were received by the Department of Health. A person can be tested by more than one laboratory and can have both positive and negative results. **Therefore, the sum of the numbers in each column will be larger than the total number of people tested.**

Reporting lab	Inconclusive	Negative	Positive	Percent positive	Total
IVY ROSEN MD PLLC		4			4
ANTHONY-BROWN PHARMACY		4			4
CONSOLIDATED LABORATORY SERVICES			4	100%	4
FLORIDA HEART AND VASCULAR			4	100%	4
HUNT CLUB MEDICAL CARE			4	100%	4
SUNRISE SENIOR LIVING OF JACKSONVILLE			4	100%	4
MEDEXPRESS URGENT CARE, FAIRMONT		4			4
PRINCETON BMC LABORATORY		4			4
MEDEXPRESS URGENT CARE - MARKHAM STREE		3	1	25%	4
ADVENTHEALTH NEW SMYRNA BEACH COMMUNITY HEALTH			4	100%	4
CVS CA9113POCT CHULA VISTA		4			4
PORT ORANGE NURSING & REHAB			4	100%	4
ELITE MEDICAL CENTER			4	100%	4
HARBORCHASE OF VILLAGES CROSSING			4	100%	4
Millennium Nursing & Rehab Center		4			4
MEDEXPRESS URGENT CARE - WEIRTON		4			4
MINUTE CLINIC DIAGNOSTIC MED GRP		3	1	25%	4
ManorCare Health Services Camp Hill		4			4
DEPARTMENT OF PATHOLOGY ROME MEMORIAL		3	1	25%	4
CAREWELL URGENT CARE			4	100%	4
STEUBEN COUNTY PUBLIC HEALTH		4			4
MEDEXPRESS URGENT CARE - MBURG COMMONS		4			4
SOUTHWESTERN REGIONAL MEDICAL CENTER - TULSA		4			4
COMPREHENSIVE CLINICAL RESEARCH, LLC			4	100%	4
CVS OH3080POCT HUBER HEIGHTS		4			4
PALM BEACH CANCER INSTITUTE			4	100%	4
MINUTECLINIC DIAGNOSTIC OF OHIO #2964		4			4
LEON MEDICAL CENTERS, LLC			4	100%	4
FAMILY MEDICINE AT WATERMAN		4			4
INDUSTRY LAB DIAGNOSTIC PARTNERS			4	100%	4
MEDEXPRESS URGENT CARE - LOGAN		4			4
DTR LABS		3	1	25%	4
CELERION			4	100%	4
Kroger 124 - The Little Clinic University		3	1	25%	4
AHC of Mckenzie		4			4
CVS MA394POCT SEEKONK		4			4
MINUTECLINIC DIAGNOSTIC OF RHODE ISLAN		4			4
ADVENT HEALTH - TUSKAWILLA		4			4
CVS PA233POCT NEWTOWN SQUARE		4			4
CVS HEALTH, #2043		4			4
DEVEREUX FLORIDA CHILDRENS CENTER			4	100%	4
OMNICARE PHARMACY OF TEXAS 1		4			4
CELEBRATION PEDIATRICS PA			4	100%	4
COMPASSION PEDIATRICS			4	100%	4
MINUTECLINIC OF NEVADA-2955 S FT APACH		4			4
UNION CITY MANOR NURSING CENTER		4			4
SYNEXUS CLINICAL RESEARCH US INC		2	2	50%	4

COVID-19: testing by laboratory

Data through Feb 22, 2021 verified as of Feb 23, 2021 at 09:25 AM

Data in this report are provisional and subject to change.

The numbers in the table below represent the number of Florida and non-Florida residents for whom test results were received by the Department of Health. A person can be tested by more than one laboratory and can have both positive and negative results. **Therefore, the sum of the numbers in each column will be larger than the total number of people tested.**

Reporting lab	Inconclusive	Negative	Positive	Percent positive	Total
MINUTECLINIC #8760		4			4
CARENOW URGENT CARE-HERMITAGE			4	100%	4
L3HARRIS FAMILY MEDICAL CENTER			4	100%	4
MEDEXPRESS URGENT CARE - FREDERICK		4			4
SANFORD SOUTH UNIVERSITY		4			4
MEDEXPRESS - NEWARK		4			4
CVS CT718POCT ANSONIA		4			4
EMORY UNIVERSITY HOSPITAL		1	3	75%	4
MINUTE CLINIC OF KANSAS PA		1	3	75%	4
MEDICAL CENTER ENTERPRISE			4	100%	4
MINUTE-CLINIC DIAGNOSTIC OF VIRGINIA,		4			4
MINUTECLINIC DIAG OF IND, LLC #6472		4			4
CVS TX7162POCT HOUSTON		4			4
MEDLAB INC		4			4
CAREWELL 202			4	100%	4
Heartland of Boynton Beach			4	100%	4
SONIC REFERENCE LABORATORY			4	100%	4
INTRACOASTAL LABS INC		4			4
UNDERGROUND FREE CLINIC		4			4
CARENOW URGENT CARE - WINTER SPRINGS		3	1	25%	4
MINUTECLINIC DIAG OF IND LLC #8651		3	1	25%	4
CVS TN2179POCT MURFREESBORO		4			4
PELICAN LANDING		1	3	75%	4
Metro West Nursing and Rehab			4	100%	4
CAPTAIN JAMES A. LOVELL FEDERAL HEALTHCARE CENTER			4	100%	4
MEDEXPRESS URGENT CARE SHADYSIDE		3	1	25%	4
NEMOURS CHILDREN'S CLINIC			4	100%	4
MEDEXPRESS URGENT CARE LAVALE		4			4
MINUTE CLINIC DIAG OF IND LLC #8674		4			4
MINUTECLINIC, LLC, DBA MINUTECLINIC #6		4			4
MINUTE CLINIC #8979		4			4
FLORIDA CANCER SPECIALISTS AND RESEARCH		2	2	50%	4
BAPTIST HEALTH URGENT CARE AT PLANTATION		3	1	25%	4
CFP PHYSICIANS GROUP			4	100%	4
LAKE PEDIATRICS			4	100%	4
PEDIATRICS IN BREVARD-COCOA BEACH		2	2	50%	4
MASSASHUSETTS STATE LAB INSTITUTE		1	3	75%	4
MINUTECLINIC DIAGNOSTIC OF NORTH CAROLINA PC #7054		3	1	25%	4
CVS TX8387POCT AUSTIN		4			4
BELLIN HEALTH LAB		1	3	75%	4
CVS PA1671POCT LANCASTER		4			4
TARPON SPRINGS PEDIATRICS, LLC			4	100%	4
AURORA BAYCARE UROLOGY			4	100%	4
ORANGE COUNTY HEALTH DEPARTMENT		2	2	50%	4
COVID TESTING LLC			4	100%	4
BIRMINGHAM VAMC		1	3	75%	4
FLORIDA MEDICAL ASSOCIATES LLC			4	100%	4

COVID-19: testing by laboratory

Data through Feb 22, 2021 verified as of Feb 23, 2021 at 09:25 AM

Data in this report are provisional and subject to change.

The numbers in the table below represent the number of Florida and non-Florida residents for whom test results were received by the Department of Health. A person can be tested by more than one laboratory and can have both positive and negative results. **Therefore, the sum of the numbers in each column will be larger than the total number of people tested.**

Reporting lab	Inconclusive	Negative	Positive	Percent positive	Total
FLORENCE - HUNTSVILLE HOSPITAL URGENT CARE		3	1	25%	4
Crowne Health Care of Montgomery		4			4
WYOMING PUBLIC HEALTH LAB			4	100%	4
Rutgers Health Rwj University Hospital - Laboratory		2	2	50%	4
MINUTECLINIC DIAG OF IND, LLC #6697		4			4
HOME DOCS		2	2	50%	4
PROGRESS PHARMACY INC			3	100%	3
ORCHID COVE DAYTONA			3	100%	3
UHEALTH JACKSON URGENT CARE - CUTLER BAY		1	2	67%	3
MINUTECLINIC DIAG OF IND LLC #6840		3			3
TRUE HEALTH – LAKE UNDERHILL		3			3
HOPE HEALTH CARE, LLC		3			3
PREMIER FAMILY AND SPORTS MEDICINE		2	1	33%	3
CORTLAND REGIONAL MEDICAL CENTER		3			3
MEADOWS AT CYPRESS GARDENS, THE		3			3
MEDFIRST URGENT CARE			3	100%	3
SPARROW CENTRAL LAB			3	100%	3
FAMILY MEDICAL CLINIC HOMESTEAD, LLC			3	100%	3
MED FUSION			3	100%	3
ADVANCED MEDICAL RESEARCH CENTER LLC			3	100%	3
US SPECIALTY LABS			3	100%	3
ST LUCIE COUNTY HEALTH DEPARTMENT		2	1	33%	3
Gulfport Rehabilitation Center			3	100%	3
SOUTH LAKE FAMILY HEALTH CENTER			3	100%	3
MEDEXPRESS URGENT CARE, CHAMBERSBURG		2	1	33%	3
CVS PA5890POCT MONROEVILLE		2	1	33%	3
MINUTECLINIC DIAGNOSTIC MED GRP OF ORA		2	1	33%	3
IMMERSION RESIDENTIAL LLC			3	100%	3
FHPG TAMPA PRIMARY CARE			3	100%	3
HAVEN CUSTEAD CARE CENTER			3	100%	3
AUSTIN PUBLIC HEALTH			3	100%	3
DEPARTMENT OF HEALTH AND HUMAN SERVICES DIVISION OF BEHAVIORAL HEALTH		1	2	67%	3
SOUTH MIAMI HOSPITAL			3	100%	3
NORTH CAROLINA DEPT OF HEALTH & HUMAN SRVCS STATE LAB OF PUBLIC HEALTH			3	100%	3
SISD EMPLOYEE HEALTH CLINIC			3	100%	3
WINKLER COURT□		2	1	33%	3
CABELL HUNTINGTON HOSPITAL CLINICAL LAB			3	100%	3
NONA PEDIATRIC CENTER			3	100%	3
MENORAH MANOR			3	100%	3
LINCOLN MEDICAL CENTER		3			3
2412 LEBANON PIKE		2	1	33%	3
NORTHWEST FLORIDA CLINICAL LAB		1	2	67%	3
FULGENT GENETICS HOUSTON		3			3
BEEBE MEDICAL CENTER LABORATORY		3			3
GROVES CENTER			3	100%	3
TIEHH BIOTERRORISM RESPONSE LAB			3	100%	3
MEDICAL CITY DALLAS HOSPITAL			3	100%	3

COVID-19: testing by laboratory

Data through Feb 22, 2021 verified as of Feb 23, 2021 at 09:25 AM

Data in this report are provisional and subject to change.

The numbers in the table below represent the number of Florida and non-Florida residents for whom test results were received by the Department of Health. A person can be tested by more than one laboratory and can have both positive and negative results. **Therefore, the sum of the numbers in each column will be larger than the total number of people tested.**

Reporting lab	Inconclusive	Negative	Positive	Percent positive	Total
PROHEALTH PRIMARY CARE - GLEN OAKS		3			3
MINUTECLINIC DIAG OF IND, LLC #6483		1	2	67%	3
SINAI PLAZA NURSING AND REHAB CENTER			3	100%	3
BRIGHAM AND WOMEN'S HOSPITAL			3	100%	3
SUPREME LABORATORY			3	100%	3
Marian Manor, Inc		3			3
GADSDEN COUNTY HEALTH DEPARTMENT			3	100%	3
MAYO		1	2	67%	3
JOHNNIE RUTH CLARKE LAB			3	100%	3
CELEBRATION PRIMARY CARE ASSOCIATES LLC		3			3
CVS GA2841POCT LAWRENCEVILLE		3			3
BRENTWOOD SENIOR LIVING AT ST PETE			3	100%	3
MONTEFIORE MEDICAL CENTER LABS MONTEFIORE		2	1	33%	3
PATHOLOGY REFERENCE LAB LLC			3	100%	3
MANORCARE NURSING & REHABILITATION CENTER-NAPLES		3			3
DAVENPORT PEDIATRICS PA			3	100%	3
MEDEXPRESS URGENT CARE - RICHMOND, W BROAD ST		3			3
ADVANCED URGENT CARE CENTER OF THE UPPER KEYS		1	2	67%	3
TARRANT COUNTY PUBLIC HEALTH		3			3
BETTERMED URGENT CARE			3	100%	3
NORTHERN LIGHT LABORATORY		1	2	67%	3
HELIX MEDICAL CENTERS		1	2	67%	3
MEDEXPRESS URGENT CARE-CHIPPEWA		2	1	33%	3
CVS MINUTE CLINIC DIAGNOSTIC MED GRP		3			3
COASTAL LABORATORIES OF FLORIDA			3	100%	3
LPG PRIMARY CARE AT BONITA BAY LIFESTYLE CENTER		2	1	33%	3
WINDER NURSING INC DBA WINDER HEALTH CARE		3			3
APEX CLINICAL LABORATORIES INC		3			3
ST. PETERSBURG PEDIATRICS- 38TH AVENUE			3	100%	3
Kroger 752 - The Little Clinic Central Station		2	1	33%	3
WHITE EARTH IHS MAIN LAB		3			3
MINUTE CLINIC LLC #0169		3			3
SCHIFF CENTER FOR LIVER DISEASES		1	2	67%	3
KISSIMMEE URGENT CARE		3			3
LITTLE SPURS PEDIATRIC URGENT CARE		1	2	67%	3
HEARTLAND - CHARLESTON OF HANAHAN SC,		3			3
QUEST DIAGNOSTICS CLINICAL LABORATORIES INC		2	1	33%	3
NASSAU COUNTY HEALTH DEPARTMENT		3			3
CVS PHARMACY INC DBA CVS/PHARMACY #10908		3			3
ST. LUKE'S HOSPITAL - BETHLEHEM CAMPUS		1	2	67%	3
CVS IN7653POCT EVANSVILLE		2	1	33%	3
VELOCITY CARE			3	100%	3
Kroger 388 - The Little Clinic Braelinn Village		3			3
HOUSTON METHODIST HOSPITAL			3	100%	3
CVS MN6811POCT PLYMOUTH		3			3
BARONESS ERLANGER HOSPITAL		3			3
NOVANT HEALTH PRESBYTERIAN		2	1	33%	3

COVID-19: testing by laboratory

Data through Feb 22, 2021 verified as of Feb 23, 2021 at 09:25 AM

Data in this report are provisional and subject to change.

The numbers in the table below represent the number of Florida and non-Florida residents for whom test results were received by the Department of Health. A person can be tested by more than one laboratory and can have both positive and negative results. **Therefore, the sum of the numbers in each column will be larger than the total number of people tested.**

Reporting lab	Inconclusive	Negative	Positive	Percent positive	Total
MINUTECLINIC DIAG OF IND, LLC #8645		3			3
CENTRAL JERSEY URGENT CARE OF BROWN MI		3			3
NDX-CORE LAB			3	100%	3
NORTHCREST MEDICAL CENTER		1	2	67%	3
FELICIDAD MEDICAL CENTER INC			3	100%	3
MINUTECLINIC DIAGNOSTIC OF OHIO #6147		2	1	33%	3
INSPIRA MEDICAL CENTER VINELAND LAB		2	1	33%	3
OHIO DEPARTMENT OF HEALTH LABORATORY		2	1	33%	3
CLEARWATER		2	1	33%	3
COVANCE CLS			3	100%	3
FLORIDA DEPARTMENT OF HEALTH SEMINOLE COUNTY		1	2	67%	3
MEDEXPRESS URGENT CARE - WALDORF, CRAIN HWY		3			3
SUMNER REGIONAL MEDICAL CENTER		2	1	33%	3
PUBLIC HEALTH TRUST OF MIAMI DADE COUNTY			3	100%	3
AVANTE INVERNESS		1	2	67%	3
MEDEXPRESS URGENT CARE - WAXAHACHIE, N HIGHWAY 77		1	2	67%	3
WEST TN HEALTH MED NORTH		3			3
ADRIANA M CASTRO MD PA		3			3
ORLANDO REGIONAL HEALTH SERVICES		1	2	67%	3
HELIX LW UC		1	2	67%	3
WALGREENS #07502		3			3
PARADISE VILLA ALF INCORPORATED		3			3
NEWSTAR MEDICAL LABORATORIES		3			3
COOPER UNIVERSITY HOSPITAL LABORATORY		2	1	33%	3
HCR ManorCare Greentree		3			3
CVS OH3393POCT AURORA		2	1	33%	3
MEDEXPRESS URGENT CARE NORWIN		3			3
FLORIDA HOSPITAL PHYSICIANS GROUP		1	2	67%	3
Westside Terrace		3			3
Kroger 635 - The Little Clinic Dacula		3			3
SHANDS AT LAKE SHORE LAB		1	2	67%	3
BROOKDALE SENIOR LIVING			3	100%	3
MARION COUNTY FIRE RESCUE		3			3
MEDICAL UNIVERSITY SC HOSPITAL			3	100%	3
TERRACE OF ST CLOUD, THE		2	1	33%	3
ATLANTIC SURGERY CENTER OF JACKSONVILLE BEACH		3			3
MID FLORIDA CLINICAL LABORATORY		2	1	33%	3
ARC POINT LABS OF AUSTIN NORTH			3	100%	3
SCRIPPS CLINIC MEDICAL			3	100%	3
SOUTH COUNTY MENTAL HEALTH CENTER INC			3	100%	3
BOLING, STEPHANIE		3			3
MINUTECLINIC, LLC #09202		2	1	33%	3
MINUTE CLINIC DIAGNOSTIC OF VIRGINIA, LLC #1905		3			3
WALGREENS NO 19542		3			3
HARBORCHASE OF STUART			3	100%	3
REGIONAL MEDICAL LAB			3	100%	3
Bethany Health and Rehab		3			3

COVID-19: testing by laboratory

Data through Feb 22, 2021 verified as of Feb 23, 2021 at 09:25 AM

Data in this report are provisional and subject to change.

The numbers in the table below represent the number of Florida and non-Florida residents for whom test results were received by the Department of Health. A person can be tested by more than one laboratory and can have both positive and negative results. **Therefore, the sum of the numbers in each column will be larger than the total number of people tested.**

Reporting lab	Inconclusive	Negative	Positive	Percent positive	Total
ONslow MEMORIAL HOSPITAL LABORATORY		3			3
SMOKY MOUNTAIN URGENT CARE AND FAMILY MEDICINE CENTER			3	100%	3
MICHIGAN HEALTH CLINIC LABORATORIES		2	1	33%	3
CVS OH6123POCT CINCINNATI		2	1	33%	3
SANFORD MOBILE LAB			3	100%	3
MINUTECLINIC DIAG OF IND, LLC #6648		2	1	33%	3
SENTARA NORFOLK GENERAL HOSPITAL CENTRAL LAB			3	100%	3
BRADENTON PHYSICIAN MEDICAL CENTER			3	100%	3
URGENT CARE OF THE SMOKIES			3	100%	3
TAMPA		1	2	67%	3
CAMPAZZI CONCIERGE MEDICAL SERVICES		2	1	33%	3
SUMMIT MEDICAL GROUP - WEST ORANGE		3			3
MEDEXPRESS URGENT CARE-SCOTT TOWNSHIP		3			3
ASPEN VALLEY HOSPITAL			3	100%	3
BAPTIST OUTPATIENT SERVICES			3	100%	3
THOMAS LANGLEY			3	100%	3
Wynfield Park Health and Rehabilitation		3			3
PEDIATRICS BY THE SEA JOG RD OFFICE			3	100%	3
VIRGINIA DIVISION OF CONSOLIDATED LABORATORIES			3	100%	3
PRISMA HEALTH MIDLANDS			3	100%	3
ACL LABORATORIES INDUSTRIAL TOXICOLOGY			3	100%	3
MONTANA PUBLIC HEALTH LAB			3	100%	3
PATIENT FIRST - ALLENTOWN			3	100%	3
OPTUM PRIMARY CARE - SILVER LAKES			3	100%	3
MEDEXPRESS URGENT CARE - WHEELING		2	1	33%	3
LIFE CARE CENTER OF SKAGIT VALLEY		3			3
Hunterdon Medical Center Laboratory		3			3
LEE CONVENIENT CARE AT SUMMERLIN			3	100%	3
CVS GA2108POCT NORCROSS		1	2	67%	3
MD ANDERSON CANCER CENTER DI BAY AREA			3	100%	3
LEESBURG REGIONAL MEDICAL CENTER URGENT CARE			3	100%	3
PINELLAS PARK HEALTH CENTER - PINELLAS CHD		1	2	67%	3
NASSAU COUNTY HEALTH DEPARTMENT-FERNANDINA BEACH C		3			3
CVS NJ715POCT WAYNE		3			3
Kroger 186 - The Little Clinic Holiday Manor		2	1	33%	3
SURETOX LABORATORY LLC		2	1	33%	3
TAYLOR MANOR		1	2	67%	3
BNC Medical Investors, LLC Berrien Nursing & Rehabilitation Center		3			3
BRANDON REGIONAL EMERGENCY CTR			3	100%	3
LRHS Florida Poly Tech		3			3
BNR PHARMACY INC		3			3
MC DIAGNOSTIC OF CONNECTICUT, PC #114		3			3
SOFTCELL L-FORM LABORATORIES, LLC			3	100%	3
IOWA DEPARTMENT OF PUBLIC HEALTH			3	100%	3
BROOKDALE OAKBRIDGE		1	2	67%	3
CVS IL8747POCT CHICAGO		3			3
MEDEXPRESS URGENT CARE-HERSHEY		2	1	33%	3

COVID-19: testing by laboratory

Data through Feb 22, 2021 verified as of Feb 23, 2021 at 09:25 AM

Data in this report are provisional and subject to change.

The numbers in the table below represent the number of Florida and non-Florida residents for whom test results were received by the Department of Health. A person can be tested by more than one laboratory and can have both positive and negative results. **Therefore, the sum of the numbers in each column will be larger than the total number of people tested.**

Reporting lab	Inconclusive	Negative	Positive	Percent positive	Total
SMH PHYSICIAN SERVICES INC		3			3
Kroger 673 - The Little Clinic Dallas		2	1	33%	3
CVS IL8751POCT CHICAGO		3			3
SUN TERRACE HEALTH CARE CENTER			3	100%	3
CVS IN5696POCT FORT WAYNE		3			3
ESCO DRUG CO INC		3			3
OPTUM OF RED ROAD		3			3
CVS IN6757POCT COLUMBUS		3			3
CENTURY LINK SPORTS COMPLEX			3	100%	3
GYN PATH SERVICES			3	100%	3
FLORIDA HOSPITAL LABORATORIES		3			3
PEPIN ACADEMIES-PASCO		3			3
FAMILY TREE MEDICAL GROUP PA		2	1	33%	3
VIRGINIA DEPARTMENT OF HEALTH DIVISION OF			3	100%	3
SEMINOLE FAMILY HEALTH CENTER		3			3
THE CLINIC OF PEDIATRICS & GI MEDICINE, INC			3	100%	3
CVS NC7548POCT FUQUAY VARINA		2	1	33%	3
MINUTECLINIC DIAGNOSTIC OF WISCONSIN,		3			3
LPG PRIMARY CARE AT MATTHEW DRIVE		3			3
HALIFAX HEALTH CARE FOR WOMEN		3			3
CAPTIAL REGIONAL MEDICAL CENTER			3	100%	3
MPG JACKSONVILLE ATLANTIC BLVD		1	2	67%	3
FLORIDA DEPARTMENT OF HEALTH IN MIAMI DADE COUNTY		2	1	33%	3
LPG PEDIATRICS AT LEHIGH ACRES		2	1	33%	3
ADVANCED PEDIATRICS			3	100%	3
MEDEXPRESS URGENT CARE - WILKES BARRE		2	1	33%	3
CENTRAL DUPAGE HOSPITAL			3	100%	3
COMMUNITY MEDICAL CENTER			3	100%	3
DACH MAIN LAB			3	100%	3
CVS TN7289POCT SIGNAL MOUNTAIN		3			3
Kroger 758 - The Little Clinic Providence		3			3
GILCHRIST COUNTY HEALTH DEPT			3	100%	3
ESTERO FIRE RESCUE		3			3
CROWNE HEALTH CARE OF FORT PAYNE		2	1	33%	3
BAPTIST PRIMARY CARE, INC.		2	1	33%	3
ALLIED PHYSICIANS GROUP PLLC		3			3
Cleveland Clinic Weston			3	100%	3
EMORY BENNETT VETERANS NURSING HOME		3			3
FLORIDA LABORATORY ANALYSIS, LLC			3	100%	3
MEDEXPRESS URGENT CARE-CLOQUET		3			3
NC STATE LABORATORY OF PUBLIC HEALTH		3			3
PARRISH MEDICAL CENTER-WAIVED TESTING		3			3
CVS RI1717POCT 1 CVS DR			3	100%	3
MINUTECLINIC DIAGNOSTIC OF SC, LLC #4		3			3
PARKWAY DRUGS OF ONEIDA COUNTY NORTH I		2	1	33%	3
MEDICAL CENTER OF THE ROCKIES			3	100%	3
TUFTS MEDICAL CENTER			3	100%	3

COVID-19: testing by laboratory

Data through Feb 22, 2021 verified as of Feb 23, 2021 at 09:25 AM

Data in this report are provisional and subject to change.

The numbers in the table below represent the number of Florida and non-Florida residents for whom test results were received by the Department of Health. A person can be tested by more than one laboratory and can have both positive and negative results. **Therefore, the sum of the numbers in each column will be larger than the total number of people tested.**

Reporting lab	Inconclusive	Negative	Positive	Percent positive	Total
OHIO HEALTH DOCTORS HOSPITAL			3	100%	3
BLUE SPRINGS SURGERY CENTER		3			3
COMMUNICABLE DISEASE CONTROL/PUBLIC HEALTH EMERGENCY PREPAREDNESS			3	100%	3
MEDEXPRESS URGENT CARE GREENSBURG		2	1	33%	3
PREMIER CLINICAL RESEARCH INSTITUTE INC			3	100%	3
CVS NC7213POCT MATTHEWS		3			3
MEDEXPRESS URGENT CARE - LITTLE ROCK		2	1	33%	3
MEDEXPRESS URGENT CARE MARTINSBURG		2	1	33%	3
INDIANA STATE DEPARTMENT OF HEALTH LABORATORIES			3	100%	3
URGENT DOC - URGENT CARE CLINIC			3	100%	3
Life Care Center of Citrus County		2	1	33%	3
HEALGEN SCIENTIFIC			3	100%	3
MINUTECLINIC DIAGNOSTIC MED GRP OF SAN		3			3
CVS NC2313POCT RALEIGH		3			3
ABC PEDIATRICS OF PORT ST LUCIE		3			3
VA PRIMARY CARE ANNEX			3	100%	3
RIVER CITY MEDICAL ASSOCIATES INC			3	100%	3
CUMBERLAND HEIGHTS		3			3
CLINICAL CARE CENTER, INC			3	100%	3
ADVANCED HEART CARE OF SOUTH FLORIDA		3			3
UNIVERSITY OF MICHIGAN		2	1	33%	3
THE OASIS BEACHSIDE		3			3
MINUTECLINIC DIAGNOSTIC OF MICHIGAN, P		3			3
YATES COUNTY PUBLIC HEALTH		3			3
ADVENT HEALTH MEDICAL GROUP FAMILY MEDICINE			3	100%	3
SCIENTIFIC LABORATORY DIVISION			3	100%	3
CVS NC3319POCT CHARLOTTE		2	1	33%	3
Rosedale Green		3			3
SUNDALE NURSING HOME		3			3
GAINESVILLE PEDIATRIC ASSOCIATES			3	100%	3
MOULTRIE CREEK NURSING AND REHAB			3	100%	3
SIGNATURE CARE PFLUGERVILLE			3	100%	3
SOFTLAB			3	100%	3
CVS GA5637POCT VILLA RICA		3			3
MINUTECLINIC DIAG OF IND, LLC #6910		3			3
GREENTREE MEDICAL CENTER			3	100%	3
CENTRAL JERSEY URGENT CARE		3			3
BROOKDALE LAKE MARY			3	100%	3
CARESPOT-WELLINGTON			3	100%	3
WILLIAM OWEN PASS PARK		3			3
ADVENT HEALTH - CENTRAL PASCO ER			3	100%	3
NORTH SHORE HOSP. INFECTION CONTROL			3	100%	3
LIVINGSTON COUNTY DEPT OF HEALTH REPRO			3	100%	3
ELITE PRIMARY CARE OF WAYCROSS			3	100%	3
CVS SC5550POCT CLOVER		2	1	33%	3
CVS IN3975POCT JEFFERSONVILLE		2	1	33%	3
GREATER MOBILE URGENT CARE - SPRINGHILL			3	100%	3

COVID-19: testing by laboratory

Data through Feb 22, 2021 verified as of Feb 23, 2021 at 09:25 AM

Data in this report are provisional and subject to change.

The numbers in the table below represent the number of Florida and non-Florida residents for whom test results were received by the Department of Health. A person can be tested by more than one laboratory and can have both positive and negative results. **Therefore, the sum of the numbers in each column will be larger than the total number of people tested.**

Reporting lab	Inconclusive	Negative	Positive	Percent positive	Total
GRADY MEMORIAL HOSPITAL/MICRO			3	100%	3
MEDEXPRESS URGENT CARE-PASADENA		3			3
VICAR'S LANDING NURSING HOME		2	1	33%	3
RICHMOND CITY DEPARTMENT OF PUBLIC HEALTH			3	100%	3
Kroger 093 - The Little Clinic Stapleton		2	1	33%	3
CGH MEDICAL CENTER			3	100%	3
CVS TN7144POCT BARTLETT		3			3
GONZALEZ MD AND ASWAD MD HEALTH SERVICES			3	100%	3
MINNEOLA PLACE A HOMEBRIDGE COMMUNITY		3			3
MERCY HOSPITAL			3	100%	3
FLAGLER FAMILY MEDICINE PA			3	100%	3
OPENTRONS PRL		2	1	33%	3
Bainbridge Health and Rehab		3			3
Broadview Multi-Care Center		3			3
CLINICAL CARE ASSOCIATES, INC			3	100%	3
NEMOURS CHILDRENS PRIMARY CARE MAITLAND			3	100%	3
MEDEXPRESS URGENT CARE - NORTH LITTLE		2	1	33%	3
VA OUTPATIENT CLINIC-NEW PORT RICHEY			3	100%	3
KINGS BAY PEDIATRICS LLC			3	100%	3
CORTLAND COUNTY HEALTH DEPARTMENT		3			3
ADVENTHEALTH SEBRING- INFECTION CONTROL DEPARTMENT			3	100%	3
Kennedy University Hospital -Wash Twp L		3			3
LUVERNE HEALTH AND REHABILITATION		3			3
KISSIMMEE VA OUTPATIENT CLINIC		3			3
CVS GA3766POCT DACULA		1	2	67%	3
EAST TENNESSEE CHILDREN'S HOSPITAL		2	1	33%	3
PROMPT CARE OF CENTRAL FLORIDA LLC			3	100%	3
WYOMING DEPT OF HEALTH			3	100%	3
ROANE MEDICAL CENTER		2	1	33%	3
MOBIL LAB FOR ALL INC		3			3
Kroger 627 - The Little Clinic Castleberry		2	1	33%	3
PLAINVIEW PRIMARY CARE		3			3
MEDEXPRESS URGENT CARE - HOLLINS		3			3
BAPTIST PRIMARY CARE FERNANDINA BEACH			3	100%	3
LAKE MARY PEDIATRICS			3	100%	3
DEPARTMENT OF HEALTH AND ENVIRONMENTAL CONTROL			3	100%	3
CANOPY PEDIATRICS		3			3
SAVANNAH COVE		3			3
FLORIDA MENTOR-POINT WEST CLUSTER		3			3
FLORIDA MEDICAL CLINIC -INTERNAL MED DADE CITY			3	100%	3
WALGREENS #10972	1	2			3
IVY CREEK URGENT CARE OF ENTERPRISE			3	100%	3
SSM HEALTH ST LOUIS MICROBIOLOGY LABORATORY		1	2	67%	3
JOSEPH SCHENKER MD PC		3			3
Kroger 959 - The Little Clinic Carmel		3			3
Lakeview Village		3			3
SPRING LAKE REHABILITATION CENTER			3	100%	3

COVID-19: testing by laboratory

Data through Feb 22, 2021 verified as of Feb 23, 2021 at 09:25 AM

Data in this report are provisional and subject to change.

The numbers in the table below represent the number of Florida and non-Florida residents for whom test results were received by the Department of Health. A person can be tested by more than one laboratory and can have both positive and negative results. **Therefore, the sum of the numbers in each column will be larger than the total number of people tested.**

Reporting lab	Inconclusive	Negative	Positive	Percent positive	Total
OURMED		2	1	33%	3
ALLIANCE FOR MULTISPECIALTY RESEARCH		3			3
CCRX OF NORTH CAROLINA, LLC		2	1	33%	3
TMH PHYSICIAN PARTNERS BLOUNTSTOWN			3	100%	3
UNITY HEALTH AND REHABILITATION CENTER			3	100%	3
VILLAGES HEALTH, THE		3			3
CVS NJ2815POCT E BRUNSWICK		3			3
Englewood Health and Rehab			3	100%	3
STRINGFELLOW MEMORIAL HOSPITAL		3			3
HENDRY/GLADES COUNTY HEALTH DEPARTMENT		3			3
Kroger 125 - The Little Clinic Castle Rock		2	1	33%	3
ADVICE FOR OPTIMAL WELLNESS, INC			3	100%	3
WELLMED AT APOLLO BEACH BLVD		1	2	67%	3
RAPID CITY RUGENT CARE			3	100%	3
Kroger 768 - The Little Clinic Leestown Rd		2	1	33%	3
COL CROSSROAD		1	2	67%	3
LEESBURG COMMUNITY HEALTH CENTERS			3	100%	3
SANTOS REHABILITATION CENTER INC			3	100%	3
CVS PA813POCT RICHBORO		3			3
MINUTECLINIC MINUTECLINIC #3665		3			3
MINUTE CLINIC LLC #6765		3			3
NATURE COAST PRIMARY CARE LAB LLC			3	100%	3
NORTH NAPLES HOSPITAL RESPIRATORY THERAPY DEPARTMENT			3	100%	3
PEDIATRICS AND ADOLESCENT MEDICINE		2	1	33%	3
MEDEXPRESS - WILMINGTON CONCORD PIKE		2	1	33%	3
CUMBERLAND MEDICAL CENTER INC		3			3
CLARA MAASS TRANSITIONAL CARE UNIT		3			3
MINUTECLINIC, LLC #1452		3			3
NEBRASKA DEPARTMENT OF HEALTH AND HUMAN SERVICES			3	100%	3
AZALEALAND NURSING HOME		3			3
EXTENDICARE HEALTH & REHAB CENTER		3			3
CVS MO5655POCT LIBERTY			3	100%	3
CALLE OCHO DIALYSIS			3	100%	3
DELAWARE PUBLIC HEALTH LABORATORY		1	2	67%	3
CTRS			3	100%	3
CVS MA2297677CV BOSTON		3			3
STUYVESANT URGENT CARE		3			3
CVS SC1540POCT MYRTLE BEACH		2	1	33%	3
MED EXPRESS URGENT CARE PC - MARYLAND		2	1	33%	3
Fort Gaines Health and Rehab		3			3
LEVY COUNTY DEPT. OF PUBLIC SAFETY		1	2	67%	3
Greystone Health Care Center		3			3
LOYOLA UNIVERSITY MEDICAL CENTER LABORATORY			3	100%	3
AKRON GENERAL MEDICAL CENTER MAIN		3			3
ALABAMA DEPT PUBLIC HEALTH			3	100%	3
SARASOTA PERSONAL MEDICINE		2	1	33%	3
MONROE COUNTY FIRE RESCUE		3			3

COVID-19: testing by laboratory

Data through Feb 22, 2021 verified as of Feb 23, 2021 at 09:25 AM

Data in this report are provisional and subject to change.

The numbers in the table below represent the number of Florida and non-Florida residents for whom test results were received by the Department of Health. A person can be tested by more than one laboratory and can have both positive and negative results. **Therefore, the sum of the numbers in each column will be larger than the total number of people tested.**

Reporting lab	Inconclusive	Negative	Positive	Percent positive	Total
HIALEAH SHORES NURSING AND		2	1	33%	3
ALLIANCE LABS @LRMC			3	100%	3
CVS CA8850POCT HUNTINGTON BEACH		2	1	33%	3
ENCOMPASS HEALTH REHABILITATION OF ALTAMONTE			3	100%	3
MARYLAND STATE DEPT OF HEALTH	2		1	33%	3
QUATRACOR PLLC		3			3
LAHEY CLINIC MEDICAL CENTER			3	100%	3
MEDFUSION		2	1	33%	3
CROSSVILLE MEDICAL GROUP		1	2	67%	3
LOCH HAVEN PEDIATRICS			3	100%	3
MEDIC INFUSION PA		3			3
JS HEALTHCARE		2	1	33%	3
FLORIDA GASTROENTEROLOGY ASSOCIATES PA		3			3
Bon Secours Place		2	1	33%	3
VIRTUA MEMORIAL HOSPITAL BURLINGTON COUNTY		1	2	67%	3
SUNSHINE STATE DIALYSIS			3	100%	3
24TH WEAPONS OF MASS DESTRUCTION - CIVIL SUPPORT		3			3
ACCESS HEALTH CARE		2	1	33%	3
MEDI-DRUG INC		2	1	33%	3
COVENANT PEDIATRICS		1	2	67%	3
CVS IN6605POCT INDIANAPOLIS		2	1	33%	3
TRANSPLANT GENOMICS INC (EUROFINS)		3			3
COVID PROCESSING SITE			3	100%	3
HEPATOLOGY DIAGNOSTIC LAB			3	100%	3
ANN STORCK CENTER INC		3			3
DOCTORS HOSPITAL RENAISSANCE			3	100%	3
MUNSON MEDICAL CENTER			3	100%	3
BAPTIST HOSPITAL EMPLOYEE HEALTH OFF			3	100%	3
CAREHERE LLC			3	100%	3
MT CARMEL PHARMACY INC		3			3
EXETER HOSPITAL		3			3
FRESENIUS MEDICAL CARE			3	100%	3
NEMOURS CHILDRENS PRIMARY CARE HORIZON WEST			3	100%	3
FIRST CARE - MIDDLESBORO			3	100%	3
CVS MINUTE CLINIC DIAGNOSTIC MED GRP OF CAL		3			3
LEXINGTON MEDICAL CENTER		1	2	67%	3
CVS TX1104POCT ALLEN		3			3
INTERNAL MEDICINE AND WOUND CARE SPECIALIST LLC		3			3
STEAMBOAT EMERGENCY CENTER			3	100%	3
WINDSOR AT OCALA		2	1	33%	3
ST LUKES HOSPITAL LABORATORY		2	1	33%	3
CVS TX10140POCT THE WOODLANDS		3			3
TIFTON CARECONNECT URGENT CARE			3	100%	3
NYC PUBLIC HEALTH LABS			3	100%	3
COASTAL SKIN SURGERY AND DERMATOLOGY PL		3			3
JUPITER INTERNAL MEDICINE AND ASSOCIATES			3	100%	3
WAL-MART STORES EAST LP		2	1	33%	3

COVID-19: testing by laboratory

Data through Feb 22, 2021 verified as of Feb 23, 2021 at 09:25 AM

Data in this report are provisional and subject to change.

The numbers in the table below represent the number of Florida and non-Florida residents for whom test results were received by the Department of Health. A person can be tested by more than one laboratory and can have both positive and negative results. **Therefore, the sum of the numbers in each column will be larger than the total number of people tested.**

Reporting lab	Inconclusive	Negative	Positive	Percent positive	Total
GARCIA MORALES NELSON			3	100%	3
MEDEXPRESS URGENT CARE, BELLE VERNON		3			3
LAKEVIEW HEALTHCARE SYSTEM LLC			3	100%	3
CARDIOTHORACIC SURGERY OF HYDE PARK			3	100%	3
CLINICAL ASSOCIATES OF ORLANDO LLC		3			3
MEDICAL SERVICES OF AMERICA HOME HEALTH		3			3
SKIPPACK MEDICAL LAB			3	100%	3
Village on the Green			3	100%	3
QUALITY LABORATORY SERVICE		2	1	33%	3
UNIVERSITY OF KANSAS MEDICAL CENTER			3	100%	3
Magnolia Health and Rehab Center			3	100%	3
LAURELLWOOD NURSING CENTER		1	2	67%	3
HEALTHQUEST, INC		2	1	33%	3
NORTH BROWARD HOSPITAL DISTRICT HEALTHCARE FOR THE HOMELESS			3	100%	3
SUPER HEALTH PHARMACY LLC		3			3
OHIO CVS STORES		3			3
RHEA MEDICAL CENTER		3			3
NORTH DAKOTA DEPT OF HEALTH MICROBIOLOGY		1	2	67%	3
HARBOUR'S EDGE		2	1	33%	3
BROOME COUNTY HEALTH DEPARTMENT		2	1	33%	3
CARE NOW, INC		1	2	67%	3
HILLVIEW LABORATORY			3	100%	3
CVS PA4077POCT BELLE VERNON		3			3
ERIE COUNTY PUBLIC HEALTH CLINICAL		3			3
THE PATHOLOGY LABORATORY		1	2	67%	3
CARENOW-LEBANON		1	2	67%	3
MEDEXPRESS-HOUSTON EAST FWY		1	2	67%	3
PROPATH			3	100%	3
MEDEXPRESS URGENT CARE - WEST ST PAUL, ROBERT ST S		3			3
MINUTECLINIC DIAGNOSTIC OF TN PC #240		3			3
MINUTECLINIC LLC #5176			3	100%	3
MINUTECLINIC, LLC #05814		3			3
YORK HOSPITAL - LABORATORY			3	100%	3
MEDEXPRESS URGENT CARE-ARLINGTON		2	1	33%	3
CARENOW-ATASCOCITA			3	100%	3
BAYCARE MEDICAL GROUP, INC		3			3
ALOHA HOME CARE LLC DBA ACCENTCARE HOME HEALTH OF		3			3
EMERALD COAST CENTER			3	100%	3
MINUTE CLINIC LLC # 2033		2	1	33%	3
SPECIALTY LABORATORIES			2	100%	2
Kroger 328 - The Little Clinic Henderson Road		2			2
ACCESS CARE MEDICAL GROUP LLC		2			2
RIGHT AT HOME			2	100%	2
Van Wert Manor		2			2
NAVAL MEDICAL CENTER			2	100%	2
UC CORAL GABLES			2	100%	2
PHYSICIANS CARE INC		1	1	50%	2

COVID-19: testing by laboratory

Data through Feb 22, 2021 verified as of Feb 23, 2021 at 09:25 AM

Data in this report are provisional and subject to change.

The numbers in the table below represent the number of Florida and non-Florida residents for whom test results were received by the Department of Health. A person can be tested by more than one laboratory and can have both positive and negative results. **Therefore, the sum of the numbers in each column will be larger than the total number of people tested.**

Reporting lab	Inconclusive	Negative	Positive	Percent positive	Total
MINUTECLINIC, LLC (CLINIC 10928)		2			2
GULF COAST REGIONAL MEDICAL CARE		2			2
Hackensack Univ Medical Center At Pasc		1	1	50%	2
NIAGARA APOTHECARY INC		2			2
CVS IL8753POCT CHICAGO		2			2
SUNCOAST BLOOD BANK			2	100%	2
MILFORD REGIONAL HOSPITAL			2	100%	2
EAST NAPLES PEDIATRICS			2	100%	2
STANFORD HEALTH CARE ANATOMIC PATHOLOGY & CLINICAL LAB			2	100%	2
CVS PA2582POCT SPRINGFIELD		2			2
METHODIST MANSFIELD MEDICAL CENTER			2	100%	2
HANOVER ENDOSCOPY CENTER		2			2
Tidelands Health Rehabilitation Hospital			2	100%	2
CARENOW LENEXA			2	100%	2
MEMORIAL HOSPITAL OF CARBONDALE			2	100%	2
MD NOW URGENT CARE MEDICAL CENTERS INC			2	100%	2
MEMORIAL HERMANN CONSOLIDATED LABORATORY SERVICES			2	100%	2
DNA DIAGNOSTICS CENTER		2			2
DASCENA LAB			2	100%	2
ST. ELIZABETH HEALTHCARE			2	100%	2
BERNHARDT LABORATORIES INC			2	100%	2
PARKLAND HEALTH & HOSPITAL			2	100%	2
EASTSIDE SPORTS COMPLEX			2	100%	2
NEW BRIDGE MEDICAL CENTER		2			2
MIDWAY SPECIALTY CARE RX LLC			2	100%	2
MORRISTOWN MEMORIAL HOSPITAL		2			2
NORTHSIDE FAMILY MEDICINE AND URGENT CARE (EAST COBB)		2			2
Kroger 596 - The Little Clinic Brentwood		2			2
ALL PEDIATRIC CARE PA			2	100%	2
SARASOTA MEMORIAL MEDICAL URGENT CARE CENTER			2	100%	2
LPG PRIMARY CARE AT PINE ISLAND		2			2
PM PEDIATRICS OF BAYSIDE PLLC - HOPEWELL JUNCTION		2			2
BROOKS -TLC HOSPITAL SYSTEM			2	100%	2
LIFT HEALTH		2			2
MINUTECLINIC 7196		2			2
NYU WINTHROP LABORATORY		2			2
NEMOURS CHILDREN'S PRIMARY CARE THE VILLAGES		2			2
CREATIVE HEALTH CENTER			2	100%	2
BENEVA LAKES ASSISTED LIVING CENTER			2	100%	2
MID - FLORIDA PATHOLOGY LLC		1	1	50%	2
FLORIDA MEDICAL CENTER			2	100%	2
METROHEALTH SYSTEM			2	100%	2
THE HOSPITAL OF PROVIDENCE EMERGENCY ROOM			2	100%	2
CROSSTOWN PHARMACY		2			2
West Melbourne Health and Rehabilitation Center		1	1	50%	2
STOP URGENT CARE			2	100%	2
AFC PHYSICIANS OF FLORIDA, PA			2	100%	2

COVID-19: testing by laboratory

Data through Feb 22, 2021 verified as of Feb 23, 2021 at 09:25 AM

Data in this report are provisional and subject to change.

The numbers in the table below represent the number of Florida and non-Florida residents for whom test results were received by the Department of Health. A person can be tested by more than one laboratory and can have both positive and negative results. **Therefore, the sum of the numbers in each column will be larger than the total number of people tested.**

Reporting lab	Inconclusive	Negative	Positive	Percent positive	Total
CVS NJ837POCT MARLTON		2			2
REGIONAL MEDICAL CENTER BAYONET POINT			2	100%	2
AYASS BIOSCIENCE LLC			2	100%	2
MEDEXPRESS URGENT CARE-SELINSGROVE		2			2
MISSION HOSPITAL REGIONAL MEDICAL CENTER			2	100%	2
New Jersey Aim At Smg		2			2
MEDAILLE COLLEGE WELLNESS CENTER		2			2
ManorCare Rehab Center of Marietta		2			2
MEDEXPRESS URGENT CARE-MT PLEASANT		1	1	50%	2
CVS SC4286POCT EASLEY		2			2
RAINY LAKE MEDICAL CENTER			2	100%	2
MADISON HOSPITAL LABORATORY			2	100%	2
MERCY HEALTH LAB		1	1	50%	2
BRENTWOOD AT FORE RANCH			2	100%	2
CIGNA GATEWAY			2	100%	2
Lake Charles Healthcare LLC dba Landmark Lake Charles			2	100%	2
ASCENSION ST VINCENT'S RIVERSIDE			2	100%	2
CVS PA1193POCT JENKINTOWN		2			2
CVS AZ9290POCT PHOENIX		2			2
MONICE DR.			2	100%	2
MANSFIELD MEDICAL LODGE			2	100%	2
CVS OH5457POCT POWELL		2			2
CVS MO8555POCT KANSAS CITY		2			2
Huntington Health Care and Rehabilitation Center		2			2
MARTHA A PRICE MD PA		1	1	50%	2
Workmens Circle Multicare Center		2			2
MEMORIAL HOSPITAL OF SOUTH BEND			2	100%	2
ADVANCED MEDICAL CARE			2	100%	2
PHOEBE BERKS HEALTH CARE CENTER		2			2
Bedford Care Center of Hattiesburg		2			2
CATHOLIC HEALTH LABORATORY SERVICES		2			2
CONCENTRA - PLANT CITY		2			2
MEMORIAL HEALTH SYSTEM		1	1	50%	2
MEDEXPRESS URGENT CARE-BLOOMFIELD AVEN		2			2
Stillwater Healthcare		2			2
TRINITY DIALYSIS			2	100%	2
INTERMOUNTAIN MEDICAL CENTER			2	100%	2
ELMHURST MEMORIAL HOSPITAL			2	100%	2
RCA LABORATORY SERVICES LLC			2	100%	2
VIRGINIA DEPT OF HEALTH OFFICE OF EPIDEMIOLOGY			2	100%	2
THE FOUNTAIN AT BOCA CIEGA BAY		2			2
MEDEXPRESS URGENT CARE - OMAHA N 72 ST		2			2
CAREWELL JW - WORCESTER LNC			2	100%	2
CORNERSTONE MEDICAL CARE OF BRANDON		2			2
GRAND VILLA OF DELRAY EAST		2			2
MEDEXPRESS URGENT CARE - JEANNETTE		2			2
FL DEPT OF HEALTH MARION COUNTY MOBILE HEALTH UNIT			2	100%	2

COVID-19: testing by laboratory

Data through Feb 22, 2021 verified as of Feb 23, 2021 at 09:25 AM

Data in this report are provisional and subject to change.

The numbers in the table below represent the number of Florida and non-Florida residents for whom test results were received by the Department of Health. A person can be tested by more than one laboratory and can have both positive and negative results. **Therefore, the sum of the numbers in each column will be larger than the total number of people tested.**

Reporting lab	Inconclusive	Negative	Positive	Percent positive	Total
TEXAS REGIONAL ASTHMA & ALLERGY CENTER			2	100%	2
CROSSROADS URGENT CARE DBA URGENT TEA		2			2
GIGI WOOD DAVIS DO-FAMILY MEDICINE		2			2
MARQUESA MEDICAL		2			2
ROCKWALL URGENT CARE			2	100%	2
GEISINGER MEDICAL CENTER		2			2
WILSON MEMORIAL HOSPITAL			2	100%	2
PROVIDENCE LABORATORY SERVICES		2			2
DEER'S HEAD CENTER		2			2
GENESIS FAMILY PRACTICE			2	100%	2
GOUVERNEUR HOSPITAL LABORATORY		2			2
MEMORIAL HERMANN HOSPITAL			2	100%	2
UNIVERSITY OF MISSOURI HEALTH CARE			2	100%	2
BAYMEADOWS PRIMARY CARE		2			2
TWELVE OAKS RECOVERY CENTER			2	100%	2
MANASOTA PEDIATRICS			2	100%	2
HOME ACCESS HEALTH			2	100%	2
Hartwell Health and Rehabilitation		2			2
HOLY TRINITY PHARMACY LLC		2			2
ADVENTIST HINSDALE HOSPITAL LABORATORY			2	100%	2
AMERICAN MEDICAL LABORATORIES			2	100%	2
ONTARIO COUNTY PUBLIC HEALTH		2			2
CARTER BLOOD CARE			2	100%	2
UNIVERISTY OF MEMPHIS ATHLETIC TRAINI		2			2
CVS KY4779POCT LOUISVILLE		2			2
INTERNAL MEDICINE ASSOCIATES-DUNELLON			2	100%	2
ACCESS LABORATORIES LLC			2	100%	2
BROOKSVILLE DIALYSIS			2	100%	2
WILLAMETTE VALLEY TOXICOLOGY LLC		2			2
WISE HEALTH SYSTEM		1	1	50%	2
FLORIDA MEDICAL CLINIC CARDIOLOGY-ZH			2	100%	2
Manor Care-Kingston Court of York PA, LLC		2			2
STAGES OF LIFE MEDICAL INSTITUTE			2	100%	2
FLORIDA DEPARTMENT OF HEALTH PINELLAS COUNTY-			2	100%	2
GULF COAST IMMEDIATE CARE CENTER		1	1	50%	2
Jackson Health Care Facility			2	100%	2
IN & OUT URGENT CARE METAIRIE			2	100%	2
ORLANDO HEALTH PHYSICIAN GROUP			2	100%	2
PM PEDIATRICS OF BAYSIDE, PLLC - MANHASSET		2			2
First Care Living Center/Essentia Health			2	100%	2
LACORP		1	1	50%	2
MINUTE CLINIC DIAGNOSTIC OF KANSAS PA		2			2
INA		1	1	50%	2
MARCO ISLAND MEDICAL CENTER			2	100%	2
MOBILE COUNTY HEALTH DEPARTMENT		1	1	50%	2
SOUTH TAMPA AFTER HOURS CLINIC			2	100%	2
Holiday Retirement Home			2	100%	2

COVID-19: testing by laboratory

Data through Feb 22, 2021 verified as of Feb 23, 2021 at 09:25 AM

Data in this report are provisional and subject to change.

The numbers in the table below represent the number of Florida and non-Florida residents for whom test results were received by the Department of Health. A person can be tested by more than one laboratory and can have both positive and negative results. **Therefore, the sum of the numbers in each column will be larger than the total number of people tested.**

Reporting lab	Inconclusive	Negative	Positive	Percent positive	Total
HAMILTON COUNTY HEALTH DEPARTMENT		2			2
U OF MIAMI MILLER SCHOOL OF MEDICINE			2	100%	2
CVS PA10034POCT PITTSBURGH		2			2
Gracemore Nursing and Rehab		2			2
Kroger 745 - The Little Clinic Somerset		2			2
PICHARDO CLINIC, THE			2	100%	2
MEDEXPRESS URGENT CARE - FORT SMITH		2			2
SOUTHEASTERN INSTITUTE OF RESTORATIVE MEDICINE		1	1	50%	2
VETERANS AFFAIRS MEDICAL CENTER - GREATER LOS ANGELES			2	100%	2
NATIONAL JEWISH HEALTH			2	100%	2
MASSACHUSETTS DEPARTMENT OF HEALTH			2	100%	2
Medilodge of Montrose		2			2
STARR CITY OF ROMA COMMUNITY CENTER			2	100%	2
BAYLOR COLLEGE OF MEDICINE			2	100%	2
LABRADOR PRIMARY CARE CENTER			2	100%	2
KANSAS CITY VA MEDICAL CENTER			2	100%	2
CLINICA HISPANIA			2	100%	2
BAYSIDE URGENT CARE CENTER INC			2	100%	2
OCALA REGIONAL KIDNEY CENTER EAST			2	100%	2
EXPRESSCARE URGENT CARE CENTER			2	100%	2
MEDEXPRESS - WILMINGTON KIRKWOOD HIGHWAY		2			2
RDX BIOSCIENCE INC			2	100%	2
SOUTHSIDE FAMILY MEDICAL		2			2
SERENADES BY SONATA		1	1	50%	2
University Center East			2	100%	2
NEW YORK STATE DEPARTMENT OF HEALTH		1	1	50%	2
MEDLOGIC, LLC		2			2
NEMOURS CHILDRENS PRIMARY CARE			2	100%	2
HARBORCHASE OF GAINESVILLE			2	100%	2
NYU LANGONE HUNTINGTON MEDICAL GROUP		2			2
BMC/JACSONVILLE		1	1	50%	2
NORTHEAST PEDIATRICS			2	100%	2
NOVA SOUTHEASTERN UNIVERSITY - STUDENT MEDICAL CTR			2	100%	2
MEDICAL CENTER LABORATORY			2	100%	2
VALUE DRUGS BRONXVILLE INC		2			2
STARR COUNTY MEMORIAL HOSPITAL			2	100%	2
UK HEALTHCARE			2	100%	2
Alden Des Plaines			2	100%	2
EXPRESS CARE OF THE SHOALS		1	1	50%	2
FLORIDA KEYS PED & ADOLES CTR			2	100%	2
PANCARE HEALTH - SNEADS ELEMENTARY			2	100%	2
REGIONS HOSPITAL LABORATORY			2	100%	2
ASCENSION ST MICHAEL'S HOSPITAL LAB		1	1	50%	2
POINT OF CARE PRIVATE HEALTH MANAGEMENT			2	100%	2
ONE MEDICAL GROUP		1	1	50%	2
PREVENTIVE HEALTH PARTNERS I L S C		2			2
THOMASVILLE REGIONAL MEDICAL CENTER		2			2

COVID-19: testing by laboratory

Data through Feb 22, 2021 verified as of Feb 23, 2021 at 09:25 AM

Data in this report are provisional and subject to change.

The numbers in the table below represent the number of Florida and non-Florida residents for whom test results were received by the Department of Health. A person can be tested by more than one laboratory and can have both positive and negative results. **Therefore, the sum of the numbers in each column will be larger than the total number of people tested.**

Reporting lab	Inconclusive	Negative	Positive	Percent positive	Total
US LABS		2			2
COOPER CLINIC			2	100%	2
CVS IL1170POCT JOLIET		2			2
DELRAY BEACH HEALTH CENTER			2	100%	2
OSF ST JOSEPH MEDICAL CENTER			2	100%	2
MEDEXPRESS URGENT CARE, LANCASTER WEST		1	1	50%	2
NASSAU UNIVERSITY MEDICAL CENTER DEPT		1	1	50%	2
CVS NC2771POCT CLAYTON		1	1	50%	2
STATE OF FLORIDA			2	100%	2
DELRAY BEACH HEALTH DEPT LAB			2	100%	2
NAVAL BRANCH MEDICAL CLINIC			2	100%	2
CLEARWATER PAIN MANAGEMENT ASSOCIATES			2	100%	2
PALM BAY COMMUNITY OUTPATIENT CLINIC		2			2
WEST COAST PEDIATRICS			2	100%	2
Great Lakes Health Center			2	100%	2
87TH MEDICAL GROUP - MCGUIRE AMBULATORY CARE FACILITY		2			2
CVS MO10151POCT SPRINGFIELD		1	1	50%	2
Birchaven		2			2
RHODE ISLAND DEPARTMENT OF HEALTH LABORATORIES			2	100%	2
DRR JMC URGENT CARE DONALD ROSS			2	100%	2
Good Samaritan Society Waukon		2			2
AUGUSTA HEALTH SKILLED CARE			2	100%	2
BD MEDICAL SYSTEMS			2	100%	2
ACM MEDICAL LABORATORY ALLIANCE			2	100%	2
ADVENT HEALTH CENTRAL TEXAS		1	1	50%	2
MURFREESBORO MEDICAL CLINIC		2			2
BAY CORRECTIONAL AND REHABILITATION FACILITY			2	100%	2
UNIVERSITY OF MARYLAND MEDICAL CENTER			2	100%	2
ST JOHN'S RIVERSIDE HOSPITAL		2			2
CENTRAL FLORIDA PRIMARY CARE			2	100%	2
SANIBEL MEDICAL CLINIC			2	100%	2
The Grand Rehabilitation & Nursing Utica		2			2
MEDEXPRESS URGENT CARE- ALLISON PARK		1	1	50%	2
CSS- TWELVE OAKS			2	100%	2
LAB CORP OF AMER SAN DIEGO			2	100%	2
MAJESTIC GUARDIANS			2	100%	2
Iowa Veterans Home		2			2
UW HOSPITAL AND CLINICS		1	1	50%	2
ATLAS GENOMICS			2	100%	2
MAGNOLIA MANOR OF COLUMBUS		2			2
BFT LAB			2	100%	2
RAPID URGENT CARE - ALBANY			2	100%	2
AGILE URGENT CARE			2	100%	2
PALOS COMMUNITY HOSPITAL LABORATORY			2	100%	2
CHARLOTTE COUNTY HEALTH DEPARTMENT			2	100%	2
MEDICAL CENTER OF CENTRAL GEORGIA			2	100%	2
Kroger 130 - The Little Clinic Colorado Springs		2			2

COVID-19: testing by laboratory

Data through Feb 22, 2021 verified as of Feb 23, 2021 at 09:25 AM

Data in this report are provisional and subject to change.

The numbers in the table below represent the number of Florida and non-Florida residents for whom test results were received by the Department of Health. A person can be tested by more than one laboratory and can have both positive and negative results. **Therefore, the sum of the numbers in each column will be larger than the total number of people tested.**

Reporting lab	Inconclusive	Negative	Positive	Percent positive	Total
WALKONCLINIC			2	100%	2
CVS MD1881POCT DUNKIRK		2			2
PRECISION CLINICAL RESEARCH			2	100%	2
KIVA AT MOUNT DORA			2	100%	2
SHELL POINT HOME HEALTH			2	100%	2
PANCARE HEALTH - FRANKLIN CO			2	100%	2
SANTA ROSA COUNTY HEALTH DEPARTMENT			2	100%	2
AFFORDABLE PRIMARY CARE LLC		2			2
PALMS OF FT MYERS,THE			2	100%	2
VA CBOC			2	100%	2
DOWN HOME MEDICAL			2	100%	2
DALLAS VA MEDICAL CENTER - VA NORTH TEXAS HEALTH CARE SYSTEM			2	100%	2
Kroger 426 - The Little Clinic Suwanee		2			2
PENSACOLA MEDICAL CLINIC LLC			2	100%	2
RRMC CREEKSIDE LAB		2			2
CDK LIBERTY ENTERPRISES, LLC		2			2
BAYCARE OUTREACH LAB WH SOUTH			2	100%	2
MINUTECLINIC DIAGNOSTIC OF KANSAS PA		2			2
CVS PA258POCT MCKEES ROCKS		2			2
ASHLEY PEDIATRICS			2	100%	2
MINUTECLINIC, LLC, DBA MINUTECLINIC #4		2			2
LABCORP OF AMERICA HOLDINGS		1	1	50%	2
LEGACY LABORATORY SERVICES			2	100%	2
CVS IL4778POCT EVANSTON		2			2
CVS PA7132POCT THORNDALE		2			2
MEDEXPRESS URGENT CARE, HERMITAGE		1	1	50%	2
CITY OF TALLAHASSEE		2			2
WEST DADE PEDIATRICS			2	100%	2
ASSOCIATES IN UROGYNECOLOGY MD LLC		2			2
PALM MEDICAL CENTER - PLANT CITY		2			2
ADVOCATE SHERMAN HOSPITAL			2	100%	2
CVS CA9721POCT ARCADIA		2			2
MONROE URGENT CARE		2			2
RELIANCE MEDICAL CENTER			2	100%	2
MEDEXPRESS URGENT CARE - MARTINSVILLE		2			2
CVS IL7017POCT BLOOMINGTON		2			2
COOK HOSPITAL AND CARE CENTER		1	1	50%	2
TRINITAS REGIONAL MEDICAL CENTER		1	1	50%	2
MIDWAY PRIMARY CARE LLC		2			2
Parkridge Specialty Care		2			2
HAMILTON CHD		2			2
NYUMC CLINICAL LABORATORIES			2	100%	2
CLEAR LAKE REGIONAL MEDICAL CENTER			2	100%	2
TGH Brandon Healthplex Laboratory			2	100%	2
FLORIDA DEPARTMENT OF HEALTH (FDOH)			2	100%	2
ROCKEFELLER UNIVERSITY CLINICAL GENOMICS LABORATOR		2			2
HARRINGTON PARK HEALTH AND REHAB		2			2

COVID-19: testing by laboratory

Data through Feb 22, 2021 verified as of Feb 23, 2021 at 09:25 AM

Data in this report are provisional and subject to change.

The numbers in the table below represent the number of Florida and non-Florida residents for whom test results were received by the Department of Health. A person can be tested by more than one laboratory and can have both positive and negative results. **Therefore, the sum of the numbers in each column will be larger than the total number of people tested.**

Reporting lab	Inconclusive	Negative	Positive	Percent positive	Total
HOLY FAMILY MEDICAL CENTER		1	1	50%	2
GENETIC ASSAYS INC			2	100%	2
MEMORIAL HEALTH UNIVERSITY MEDICAL CENTER			2	100%	2
MINUTECLINIC, DIAGNOSTIC OF TEXAS, LLC		2			2
OELWEIN HEALTH CARE CENTER		2			2
BOSTON PUBLIC HEALTH COMMISSION			2	100%	2
LEGACY ER AND URGENT CARE			2	100%	2
LIFESPRING COMMUNITY HEALTH		2			2
HARMONIOUS HOME HEALTH, LLC		2			2
RIVERSIDE METHODIST HOSPITAL LAB			2	100%	2
MEDICAL ASSOCIATES OF BREVARD DR S VYAS			2	100%	2
TAMPA INTERNATIONAL AIRPORT			2	100%	2
VANAYER HEALTHCARE AND REHAB CENTER		2			2
POMONA VALLEY COMMUNITY HOSPITAL			2	100%	2
MATHER HOSPITAL			2	100%	2
MID AMERICA CLINICAL LABS			2	100%	2
FALCON HEALTH CENTER			2	100%	2
ORMOND BEACH URGENT CARE			2	100%	2
UNIVERSITY OF TEXAS AT EL PASO, THE			2	100%	2
Walgreens #9278		2			2
COMMUNITY HEALTH CENTERS INC			2	100%	2
LAKE BALDWIN			2	100%	2
CLEVELAND CLINIC IMAGING			2	100%	2
ARLINGTON DIALYSIS CENTER LLC		2			2
DOUGLASVILLE NURSING AND REHABILITATIO		2			2
WELL HEALTH LABS			2	100%	2
WEST FLORIDA MEDICAL ASSOCIATES, PA			2	100%	2
PALM CITY NURSING AND REHAB CENTER			2	100%	2
MEDEXPRESS URGENT CARE - ROSS TOWNSHIP		2			2
MINIUTECLINIC DIAG OF IND, LLC #6553		2			2
FRESENIUS KIDNEY CARE			2	100%	2
HEARTLAND HOME HEALTH CARE		2			2
BAYSHORE MEDICAL CENTER			2	100%	2
MCLAREN REGIONAL MEDICAL CENTER			2	100%	2
BAPTIST HEALTHCARE - LAKEVIEW CENTER INC		2			2
MIDLAND MEMORIAL HOSPITAL			2	100%	2
BIOMAT USA			2	100%	2
SIGNATURE CARE LEWISVILLE-EMERGENCY CENTER		1	1	50%	2
Robert Wood Johnson University Hospital		1	1	50%	2
NIBHA MEDIRATTA MD PL			2	100%	2
NORTH DAKOTA VETERANS HOME		2			2
MEDEXPRESS URGENT CARE - LINCOLN N 26T		2			2
JOHNSON CITY MEDICAL CENTER		1	1	50%	2
WISCONSIN STATE LABORATORY OF HYGIENE		1	1	50%	2
CVS OH4301POCT NORTHFIELD		2			2
Elba Nursing and Rehabilitation Center, LLC		2			2
EXCEPTIONAL EMERGENCY CENTER - AMARILLO			2	100%	2

COVID-19: testing by laboratory

Data through Feb 22, 2021 verified as of Feb 23, 2021 at 09:25 AM

Data in this report are provisional and subject to change.

The numbers in the table below represent the number of Florida and non-Florida residents for whom test results were received by the Department of Health. A person can be tested by more than one laboratory and can have both positive and negative results. **Therefore, the sum of the numbers in each column will be larger than the total number of people tested.**

Reporting lab	Inconclusive	Negative	Positive	Percent positive	Total
OAKMONT WEST- GREENVILLE SC		2			2
NORTH MANATEE HEALTH CARE CENTER			2	100%	2
WALGREENS #05477		2			2
CVS CT288POCT BRISTOL		2			2
IN AND OUT URGENT CARE			2	100%	2
CHNJ		2			2
SCIENTIFIC LABORATORY COMPANY		2			2
APALACHEE CENTER INC		2			2
UNIVERSITY HOSPITAL OF BROOKLYN		2			2
CVS TX5877POCT PEARLAND		2			2
CITRUS PARK			2	100%	2
UNIVERSITY OF MIAMI SCCC RESEARCH LABORATORY			2	100%	2
AMICUS MEDICAL CENTER LLC			2	100%	2
CLEVELAND CLINIC FLORIDA LABORATORY			2	100%	2
REELFOOT FAMILY WALK IN CLINIC - TIPT		2			2
WELLMED AT FORT PIERCE		1	1	50%	2
PEACE RIVER MEDICAL CENTER		2			2
NEIGHBORCARE PHARMACY SERVICES		2			2
Walgreens #10207		2			2
SUNNYSIDE MANOR		2			2
CVS MINUTE CLINIC DIAGNOSTIC OF TN #3293		2			2
CVS PA2688POCT COLLEGEVILLE		2			2
Macon Valley Nursing and Rehabilitation Center		2			2
ST JOSEPH'S HOSPITAL INC			2	100%	2
APC PEDIATRICS			2	100%	2
Greystone Nursing and Rehab, LLC			2	100%	2
CHI MEMORIAL PRIMARY CARE ASSOCIATES-A		2			2
VILLA HEALTH NH LLC			2	100%	2
BAYCARE OUTREACH LAB			2	100%	2
CVS SC2269POCT COLUMBIA		2			2
DR. G'S URGENT CARE			2	100%	2
HEALTH FIRST MEDICAL GROUP			2	100%	2
BLUEWATER TOXICOLOGY			2	100%	2
RICHICHI FAMILY HEALTH			2	100%	2
MEDEXPRESS URGENT CARE - LINCOLN VILLA		2			2
LAWRENCE GENERAL HOSPITAL			2	100%	2
PINARD HOME HEALTH SERVICES INC			2	100%	2
MID-FLORIDA PATHOLOGY LLC - MOBILE UNIT # 3			2	100%	2
CVS OH2518POCT COLUMBUS		1	1	50%	2
EXPEDIAN URGENT CARE			2	100%	2
UT AUSTIN UNIVERSITY HEALTH SERVICES			2	100%	2
ST. JOSEPH REGIONAL MEDICAL CENTER			2	100%	2
SUNCREST OMNI		2			2
GINKGO-IXLAYER		2			2
AMI ST FRANCIS HOSPITAL LABORATORY		1	1	50%	2
MINUTECLINIC DIAGNOSTICS OF IND LLC		1	1	50%	2
CVS SC7567POCT BOILING SPRINGS		1	1	50%	2

COVID-19: testing by laboratory

Data through Feb 22, 2021 verified as of Feb 23, 2021 at 09:25 AM

Data in this report are provisional and subject to change.

The numbers in the table below represent the number of Florida and non-Florida residents for whom test results were received by the Department of Health. A person can be tested by more than one laboratory and can have both positive and negative results. **Therefore, the sum of the numbers in each column will be larger than the total number of people tested.**

Reporting lab	Inconclusive	Negative	Positive	Percent positive	Total
TENNESSEE DEPARTMENT OF HEALTH (TDH) - REGIONAL LABORATORY			2	100%	2
CVS SC7334POCT LEXINGTON		2			2
THE WINDSOR ORTEGA		2			2
DALLAS BAPTIST UNIVERSITY - HEALTH SERVICES			2	100%	2
UMHC HOLLYWOOD LABORATORY			2	100%	2
WEAKLEY COUNTY REHAB AND NURSING CENTER		2			2
Delaware Court Healthcare Center		2			2
MINUTECLINIC DIAGNOSTIC MEDICAL		2			2
WALGREENS #3811			2	100%	2
BAPTIST HOSPITAL OF MIAMI MCI BROWARD LABORATORY			2	100%	2
FHPG_EXP CARE PALM HARBOR			2	100%	2
GOLISANO PEDIATRICS PORT CHARLOTTE HARBOR		2			2
INTERCOASTAL FAMILY PRATICE			2	100%	2
ALL4KIDZ PEDIATRICS LLC		2			2
JBSA-SAM HOUSTON			2	100%	2
CONCENTRA - ORLANDO SOUTH II		2			2
SACRED HEART HOSPITAL ON THE EMERALD			2	100%	2
CVS MO5724POCT KANSAS CITY		2			2
SHORE MEDICAL CENTER		2			2
GOLDSTEIN			2	100%	2
SOUTH BEND MEDICAL FOUNDATION			2	100%	2
AMEDISYS HOME HEALTH OF GREENVILLE			2	100%	2
PUBLIC HEALTH LABORATORY	1		1	50%	2
MINUTE CLINIC DIAGNOSTIC OF VIRGINIA, LLC #6292		2			2
DOCTOR'S IN-HOUSE LAB/COMMUNITY HEALTH CENTERS OF PINELLAS - JOHNNIE R			2	100%	2
CVS MA447POCT NORTHAMPTON		2			2
BRANDYWYNE HEALTH CARE CENTER			2	100%	2
ESCANDON DIAGNOSTIC CLINIC			2	100%	2
PARKRIDGE MEDICAL CENTER			2	100%	2
ARCPOINT LABS OF ALTAMONTE SPRINGS			2	100%	2
PM PEDIATRICS OF SELDEN, PLLC		2			2
FLORIDA MEDICAL CENTER OF CLEARWATER		2			2
Kings County Hospital Center			2	100%	2
PHYSICIANS MEDICAL CENTER		2			2
SIMMONS			2	100%	2
SENDER RETREAT ADULT DAY CARE CENTERS			2	100%	2
RENFREW CENTERS INC		2			2
ORLANDO FAMILY PHYSICIANS INC			2	100%	2
SMITH NORTHVIEW HOSPITAL LAB			2	100%	2
MINUTECLINIC DIAGNOSTIC PA #7110		2			2
Kroger 448 - The Little Clinic Mason		2			2
AZALEA HEALTH AND REHABILITATION		2			2
HOUSTON HEALTH DEPARTMENT - BUREAU OF LABORATORY SERVICES			2	100%	2
UT PATH			2	100%	2
TENNESSEE VALLEY HCS			2	100%	2
LIFETIME FAMILY URGENT CARE			2	100%	2
BIONIC TECHNOLOGIES CORPORATION			2	100%	2

COVID-19: testing by laboratory

Data through Feb 22, 2021 verified as of Feb 23, 2021 at 09:25 AM

Data in this report are provisional and subject to change.

The numbers in the table below represent the number of Florida and non-Florida residents for whom test results were received by the Department of Health. A person can be tested by more than one laboratory and can have both positive and negative results. **Therefore, the sum of the numbers in each column will be larger than the total number of people tested.**

Reporting lab	Inconclusive	Negative	Positive	Percent positive	Total
KEY WEST HMA PHYSICIAN MANAGEMENT, LLC			2	100%	2
JRS LABORATORY			2	100%	2
CPL LABS			2	100%	2
PROSPECT URGENT CARE			2	100%	2
FEDERAL CORRECTIONAL INSTITUTION MARIANNA			2	100%	2
F W HUSTON MEDICAL CENTER SENIOR LIVIN		2			2
PHYSICIANS LABORATORY SERVICES			2	100%	2
ADVENTHEALTH IMAGING PARTIN SETTLEMENT			2	100%	2
PEDIATRIC HEALTH CARE		1	1	50%	2
MEDEXPRESS URGENT CARE FOX CHAPEL		2			2
OPP HEALTH AND REHABILITATION		2			2
Kroger 096 - The Little Clinic Orchard and Holly		2			2
VA OUTPATIENT PHARMACY			2	100%	2
MIDDLE TENN MENTAL HEALTH INSTITUTE		2			2
ADVANCED MEDICAL OF FLORIDA			2	100%	2
CVS IN6713POCT BLOOMINGTON		2			2
TRUE HEALTH INC			2	100%	2
Kroger 441 - The Little Clinic Middletown		2			2
EASTLAKE MEDICAL CENTER		2			2
GRACE HEALTHCARE OF LAKE WALES		1	1	50%	2
DELAWARE DIAGNOSTICS LABS			2	100%	2
USCG ABBOTT BINAXNOW		1	1	50%	2
CVS IN6572POCT INDIANAPOLIS		2			2
HOME CARE PHARMACY OF PALM COAST INC		2			2
CVS CA9606POCT TEMECULA		2			2
COVANCE			2	100%	2
A+ URGENT/PRIMARY CARE			2	100%	2
Kroger 020 - The Little Clinic Wheat Ridge		2			2
Cortland Acres Association		2			2
MINUTECLINIC, LLC #05891		1	1	50%	2
MINUTECLINIC DIAGNOSTIC OF NORTH CARO		2			2
MC DIAGNOSTIC OF CONNECTICUT, PC #252		1	1	50%	2
MINUTE CLINIC DIAGNOSTIC OF VIRGINIA, LLC #7543		2			2
MEASE COUNTRYSIDE HOSPITAL CARDIAC REH			2	100%	2
CARE ATC SUN HYDRAULICS TALLAVAST			2	100%	2
INSPIRE HEALTHCARE CENTER			2	100%	2
MEDSTAR HARBOR HOSPITAL			2	100%	2
SWEDISH COVENANT HOSPITAL			2	100%	2
MARTIN MEDICAL CENTER INC		1	1	50%	2
FIRST PREVENTION AND DIALYSIS CENTER LLC			2	100%	2
GILCHRIST COUNTY FIRE DEPARTMENT			2	100%	2
Walgreens #5984		2			2
FLORIDA DEPARTMENT OF HEALTH IN LEE COUNTY		1	1	50%	2
CLINICAL CARE ASSOCIATES			2	100%	2
Good Samaritan Society-Blackduck		1	1	50%	2
NEBRASKA MEDICAL CENTER			2	100%	2
JUST BELIEVE RECOVERY CENTER			2	100%	2

COVID-19: testing by laboratory

Data through Feb 22, 2021 verified as of Feb 23, 2021 at 09:25 AM

Data in this report are provisional and subject to change.

The numbers in the table below represent the number of Florida and non-Florida residents for whom test results were received by the Department of Health. A person can be tested by more than one laboratory and can have both positive and negative results. **Therefore, the sum of the numbers in each column will be larger than the total number of people tested.**

Reporting lab	Inconclusive	Negative	Positive	Percent positive	Total
JEFFERSON WASHINGTON TOWNSHIP HOSPITAL		2			2
CHESTERFIELD HEALTHCARE GROUP, INC		2			2
WOMENS CARE FLORIDA LLC-LABORATORY		2			2
BROOKDALE ALTAMONTE SPRINGS			2	100%	2
BOND COMMUNITY HEALTH CENTER			2	100%	2
MIAMI DADE MEDICAL RESEARCH INSTITUTE			2	100%	2
DEPT OF VA MEDICAL CENTER - RICHMOND		1	1	50%	2
DAYTON CHILDRENS HOSPITAL LAB			2	100%	2
WESTMINSTER SUNCOAST			2	100%	2
THE EDGEWATER AND WATERMAN VILLAGE			2	100%	2
UNIVERSITY COMMUNITY HEALTH SERVICES		1	1	50%	2
MEDEXPRESS URGENT CARE - SOUTH CHARLESTON		2			2
EMERALD TRACE		2			2
MINUTECLINIC DIAGNOSTIC, PA #10252		2			2
VALLEY BAPTIST MEDICAL CENTER: BROWNSVILLE			2	100%	2
ALVERNO CLINICAL LABORATORIES			2	100%	2
DUKE HEALTH REGIONAL HOSPITAL			2	100%	2
MEDEXPRESS URGENT CARE- COLUMBIA HEIGH		2			2
TULANE MEDICAL CENTER			2	100%	2
HERNANDO CHILDREN'S			2	100%	2
CARE CENTERS OF NASSAU LLC MINER ROAD NORTH		2			2
MEDEXPRESS URGENT CARE-WILKINS TOWNSHIP, WILLIAM PENN HIGHWAY		2			2
SPECTRA LABS		1	1	50%	2
Robert Cranfield			2	100%	2
SOUTHERN TENNESSEE MEDICAL CENTER			2	100%	2
MEMORIAL HERMANN			2	100%	2
Sears Coastal Nursing and Rehab		2			2
CVS NC3803POCT MOORESVILLE		2			2
Kroger 853 - The Little Clinic East Broad Street		2			2
MAYO CLINIC COUMADIN CLINIC LABORATORY		1	1	50%	2
PATIENT FIRST MEDICAL CENTER-CARYTOWN			2	100%	2
FLORIDA CLINICAL LABORATORY INC			2	100%	2
HPH HOME CARE		1	1	50%	2
MINUTECLINIC DIAGNOSTIC OF TEXAS, LLC #7435		2			2
LEE MEMORIAL HEALTH SYSTEM D/B/A			2	100%	2
RAPID RESULT CORP LLC		1	1	50%	2
SCDHEC BUREAU OF LABORATORIES			2	100%	2
NAPHCARE INC		2			2
Kroger 647 - The Little Clinic Newnan Crossings		1	1	50%	2
DALLAS MEDICAL CENTER			2	100%	2
HEALTH EXPRESS URGENT CARE			2	100%	2
MEDEXPRESS URGENT CARE - SPRINGDALE, S 40TH STREET		2			2
Avanti Wellness and Rehab			2	100%	2
CVS MI8049POCT WATERFORD		2			2
CQUENTIA NGS, LLC			2	100%	2
ST JOSEPH'S HOSPITAL NORTH LABORATORY			2	100%	2
SWEETWATER NURSING CENTER		2			2

COVID-19: testing by laboratory

Data through Feb 22, 2021 verified as of Feb 23, 2021 at 09:25 AM

Data in this report are provisional and subject to change.

The numbers in the table below represent the number of Florida and non-Florida residents for whom test results were received by the Department of Health. A person can be tested by more than one laboratory and can have both positive and negative results. **Therefore, the sum of the numbers in each column will be larger than the total number of people tested.**

Reporting lab	Inconclusive	Negative	Positive	Percent positive	Total
Piney Grove Nursing and Rehabilitation Center		2			2
CHILDREN'S MEDICAL CENTER-EAST ORLANDO			2	100%	2
CONEMAUGH MEMORIAL MEDICAL CENTER		2			2
DOCTOR 4 U CLINIC			2	100%	2
NEW YORK CITY CENTRAL COVID			2	100%	2
WURLAND NURSING AND REHABILITATION, L		2			2
FASTCARE LLC			2	100%	2
BAYCARE LABORATORIES			2	100%	2
BIRMINGHAM INTERNAL MEDICINE ASSOCIATE		1	1	50%	2
MAINE CENTER FOR DISEASE CONTROL AND PREVENTION			2	100%	2
CVS IN6559POCT AVON		2			2
CENTRAL ARKANSAS VETERANS HEALTHCARE SYSTEM - VETERANS AFFAIRS			2	100%	2
CVS NJ862POCT MARLBORO		2			2
ENVOY OF FORK UNION, LLC DBA ENVOY AT THE VILLAGE		2			2
CHRISTUS SPOHN HOSPITAL			2	100%	2
SUNBRIDGE CARE & REHAB FOR DECATUR		2			2
DURAND SENIOR CARE & REHAB CENTER		2			2
AdventHealth Care Center Orlando North			2	100%	2
MD NOW URGENT CARE CENTER INC.			2	100%	2
MEDEXPRESS URGENT CARE - MYLAN			2	100%	2
SYLVAN NURSING			2	100%	2
BUFFALO CROSSINGS HEALTHCARE AND REHABILITATION CENTER			2	100%	2
MINUTECLINIC DIAGNOSTIC OF OHIO #6139		2			2
FAMILY FIRST PEDIATRICS			2	100%	2
JULIE STAATS DO		2			2
ASANTE ROGUE REGIONAL MEDICAL CENTER L		2			2
NEW GEN LABS			2	100%	2
BLACKWATER RIVER			2	100%	2
HAWAII DEPARTMENT OF HEALTH			2	100%	2
ADVANCE FAMILY PRACTICE LLC□			2	100%	2
FAMILY CARE SPECIALISTS OF ORLANDO			2	100%	2
PEACEHEALTH CENTRAL		2			2
CVS OH6185POCT PICKERINGTON		2			2
AFTER HOURS PEDS			2	100%	2
CRUC CMCH-COVID-19		2			2
SARASOTA IMMEDIATE CARE			2	100%	2
CROSSROADS			2	100%	2
WARE EXPRESS CARE			2	100%	2
Kroger 127 - The Little Clinic Lakewood-Alameda		2			2
MEDEXPRESS URGENT CARE - CEDAR KNOLLS		2			2
Alden Terrace of McHenry			2	100%	2
YOUTH AND YOU, INC		2			2
CITY OF NEW YORK DEPARTMENT OF HEALTH			2	100%	2
DOCTORS CARE OF PALM COAST			2	100%	2
CVS PA1657POCT YORK		1	1	50%	2
SOUTHERN BREEZE HEALTHCARE		1	1	50%	2
ST LUKES HOSPITAL			2	100%	2

COVID-19: testing by laboratory

Data through Feb 22, 2021 verified as of Feb 23, 2021 at 09:25 AM

Data in this report are provisional and subject to change.

The numbers in the table below represent the number of Florida and non-Florida residents for whom test results were received by the Department of Health. A person can be tested by more than one laboratory and can have both positive and negative results. **Therefore, the sum of the numbers in each column will be larger than the total number of people tested.**

Reporting lab	Inconclusive	Negative	Positive	Percent positive	Total
MINUTECLINIC DIAG OF IND LLC #1138		1	1	50%	2
ILLINOIS DEPT OF PUBLIC HEALTH LABS			2	100%	2
TMH PHYSICIAN PARTNERS MONTICELLO		1	1	50%	2
Chatham Nursing and Rehab Center		2			2
FLORIDA DEPARTMENT OF HEALTH IN ALACHUA COUNTY -			2	100%	2
MINUTECLINIC DIAGNOSTIC OF NEVADA-9586		1	1	50%	2
CVS OH6149POCT UPPER ARLINGTON		1	1	50%	2
CARESPOT URGENT CARE		1	1	50%	2
INTEAM HEALTH, INC.			2	100%	2
BAYLOR SCOTT & WHITE COMPREHENSIVE WOUND			2	100%	2
Kroger 412 - The Little Clinic Oxford		2			2
CVS RI326POCT NORTH SMITHFIELD		2			2
DESERT HOSPITAL/CPHU CLINICAL LABORATORY			2	100%	2
UNIVERSITY HEALTH SERVICES RIVER CAMPUS		2			2
320 S TRANSIT ST		2			2
MAWD PATHOLOGY GROUP			2	100%	2
Kroger 739 - The Little Clinic La Grange Road		2			2
UWMC MONTLAKE DEPT OF LAB MED			2	100%	2
BOSTON MEDICAL CENTER			2	100%	2
JACKSON LABORATORY OF GENOMIC MEDICINE		2			2
CENTRAL FLORIDA FAMILY HEALTH CENTER		2			2
LAKEVIEW HEALTH CARE SYSTEM LLC			2	100%	2
FLORIDA COMMUNITY HEALTH CENTERS, INC.			2	100%	2
MINUTECLINIC DIAGNOSTIC OF VIRGINIA, LLC #1416		2			2
EDGEWATER RETIREMENT MANOR			2	100%	2
ADVENTHEALTH IMAGING LAKE NONA			2	100%	2
CERTIVIA LABORATORIES			2	100%	2
BELLIN HOSPITAL			2	100%	2
DEPT OF HEALTH			2	100%	2
FIRST CHOICE MEDICAL PC			2	100%	2
INSPIRIT SENIOR LIVING			2	100%	2
PTC LABORATORIES			2	100%	2
GULF COAST MEDICAL CENTER RESPIRATORY CARE			2	100%	2
SPRINGFIELD HOSPITAL LABORATORY			2	100%	2
SOUTHERN SURGICAL ARTS		2			2
NATIONWIDE LABORATORY SERVICES		1	1	50%	2
HEALTH & REHAB CTR AT DOLPHINS VIEW, THE			2	100%	2
VELOCITY URGENT CARE			2	100%	2
MINUTECLINIC, LLC #07852		2			2
SYNEOS HEALTH			2	100%	2
URGENT CARE AND SURGERY CENTER			2	100%	2
STARLING AT SAN JOSE			2	100%	2
CVS SC2497POCT LEXINGTON		2			2
OLEAN GENERAL HOSPITAL		2			2
DIVERSE MEDICAL CARE LLC			2	100%	2
Heartland Healthcare Center Boca Raton			2	100%	2
MINUTECLINIC MINUTECLINIC #4978		1	1	50%	2

COVID-19: testing by laboratory

Data through Feb 22, 2021 verified as of Feb 23, 2021 at 09:25 AM

Data in this report are provisional and subject to change.

The numbers in the table below represent the number of Florida and non-Florida residents for whom test results were received by the Department of Health. A person can be tested by more than one laboratory and can have both positive and negative results. **Therefore, the sum of the numbers in each column will be larger than the total number of people tested.**

Reporting lab	Inconclusive	Negative	Positive	Percent positive	Total
TRUSTBRIDGE			2	100%	2
ADVENTHEALTH EAST ORLANDO EMPLOYEE CLINIC		2			2
SUMMIT URGENT CARE PS			2	100%	2
CHEROKEE COUNTY HEALTH AND REHAB CENTER		2			2
WE CARE HOME HEALTH SOLUTIONS LLC			2	100%	2
441 URGENT CARE-MULBERRY			2	100%	2
EXPRESS CARE WALK-IN CLINIC			2	100%	2
PALM BEACH DIABETES & ENDOCRINE SPECIALISTS PA			2	100%	2
HUMILITY OF MARY HEALTH PARTNERS			2	100%	2
POMERENE HOSPITAL			2	100%	2
CVS TX2263POCT SAN ANTONIO		2			2
PALMETTO FAMILY HEALTH CENTER			2	100%	2
RIVER CITY MEDICAL ASSOCIATES, INC			2	100%	2
Providence of Sparta Health and Rehabilitation		2			2
CVS PA1379POCT LANSDALE		2			2
MINUTECLINIC #2797		2			2
MAIN STREET MEDICAL CENTERS		2			2
TREASURE COAST URGENT & FAMILY CARE			2	100%	2
SAFE PMC		2			2
CVS HEALTH, #1994		1	1	50%	2
MANATEE MEMORIAL HOSPITAL CLINICAL LABORATORY			2	100%	2
PINELLAS CHD - CLEARWATER		1	1	50%	2
ACCESS MEDICAL GROUP OF FLORIDA CITY			2	100%	2
CVS MD4371POCT OCEAN CITY		2			2
BAPTIST HEALTH LEXINGTON			2	100%	2
SIGNAL DIAGNOSTICS DBA FLOWHEALTH LABS			2	100%	2
LEXINGTON PLACE			2	100%	2
SPRINGHILL SENIOR RESIDENCE		2			2
VOLUNTEERS OF AMERICA OF FLORIDA			2	100%	2
MINUTECLINIC DIAGNOSTIC OF OHIO #6192		2			2
MOBILE HEALTH LABS LLC			2	100%	2
COMMUNITY HEALTH CENTERS OF PINELLAS, INC			2	100%	2
JOHN KNOX MANOR INC II		1	1	50%	2
LEGACY ER & URGENT CARE - FRISCO WEST			2	100%	2
TEXAS HEALTH CARE			2	100%	2
ADVENTHEALTH MEDICAL GROUP INTERNAL MEDICINE AT			2	100%	2
VALLEY MEDICAL LABORATORY			2	100%	2
MEDEXPRESS URGENT CARE - LEDGEWOOD		2			2
GERM BUSTERS 911 LLC			2	100%	2
BAPTIST HOSPITAL NURSING/PATIENT CARE			2	100%	2
BROOKDALE PALM BEACH GARDENS			2	100%	2
CVS M08556POCT KANSAS CITY		2			2
SPECTRUM HEALTH			2	100%	2
CHAPPEL GROUP RESEARCH, THE		2			2
Kroger 522 - The Little Clinic Gahanna		1	1	50%	2
GOLDMAN SACHS HEALTH CENTER		2			2
NORTHSIDE FAMILY MEDICINE AND URGENT CARE (HOLLY SPRINGS)		2			2

COVID-19: testing by laboratory

Data through Feb 22, 2021 verified as of Feb 23, 2021 at 09:25 AM

Data in this report are provisional and subject to change.

The numbers in the table below represent the number of Florida and non-Florida residents for whom test results were received by the Department of Health. A person can be tested by more than one laboratory and can have both positive and negative results. **Therefore, the sum of the numbers in each column will be larger than the total number of people tested.**

Reporting lab	Inconclusive	Negative	Positive	Percent positive	Total
MEDEXPRESS URGENT CARE-SALINA, S 9TH ST		2			2
STEWART ST ELIZABETH MEDICAL CENTER			2	100%	2
CVS PA5241POCT CHALFONT		2			2
POINTE AT NEW PORT PLACE,THE		2			2
AIRPORT CLINIC			2	100%	2
APPLECARE VALDOSTA			2	100%	2
PRIMACARE MEDICAL LAKEWOOD			2	100%	2
SIGNATURE HEALTHCARE OF MIDDLEBURG		2			2
NORTH COUNTRY FAMILY HEALTH CENTER INC		2			2
MINUTECLINIC, LLC #4507		2			2
SPRINGS MEDICAL LAB		1	1	50%	2
OUR LADY OF THE LAKE REGIONAL MEDICAL CENTER			2	100%	2
DAVENPORT PEDIATRICS CLERMONT PA		1	1	50%	2
MINUTECLINIC DIAGNOSTIC OF PA LLC		2			2
COMPLETE HEALTH MEDICAL CENTER			2	100%	2
CALIFORNIA DIVISION OF COMMUNICABLE DISEASE CONTROL			2	100%	2
THE CLUB AT BOYNTON BEACH, LLC			2	100%	2
NLC LABS			2	100%	2
FLORIDA PRIMARY CARE CENTER PA		2			2
NEMOURS CHILDREN'S PRIMARY CARE OF VERO BEACH			2	100%	2
JORDAN VALLEY MEDICAL CENTER			2	100%	2
JMC TALLAHASSEE, LLC			2	100%	2
Sevierville Health and Rehabilitation		2			2
ST. MARY'S MEDICAL CENTER EVANSVILLE, INC			2	100%	2
DEKALB MEDICAL CENTER LABORATORY			2	100%	2
University Plaza Rehabilitation and Nursing			2	100%	2
HEALTH PARTNERS REGIONAL HOSPITAL			2	100%	2
ACKERMAN CANCER CENTER		2			2
PREMIER MEDICAL LABORATORY			2	100%	2
BEAUFORT MEMORIAL			2	100%	2
PLASMA MED RESEARCH DBA		2			2
CEDARS-SINAI MEDICAL CENTER			2	100%	2
MERCY CONVENIENT CARE			2	100%	2
NEW YORK PSYCHIATRIC INSTITUTE		2			2
NEMOURS CHILDREN'S URGENT CARE			2	100%	2
DOCTORS MEDICAL CTR OF WALTON COUNTY			2	100%	2
ROBERTS WESLEYAN COLLEGE HEALTH CENTE		2			2
MARCO ISLAND HOSPITAL INC D/B/A		1	1	50%	2
SANFORD REGIONAL HOSPITAL WORTHINGTON		2			2
NORTHWELL HEALTH			2	100%	2
MINUTECLINIC DIAG OF IND, LLC #6908		2			2
PEDIATRICS IN NORTH FLORIDA PA			2	100%	2
LONGWOOD FAMILY MEDICINE			2	100%	2
JOHN D. ARCHBOLD MEM. HOSPITAL			2	100%	2
KAILOS GENETICS INC			2	100%	2
HEALTH AND WELLNESS URGENT CARE LLC			2	100%	2
MEDEXPRESS URGENT CARE - ANDERSON		2			2

COVID-19: testing by laboratory

Data through Feb 22, 2021 verified as of Feb 23, 2021 at 09:25 AM

Data in this report are provisional and subject to change.

The numbers in the table below represent the number of Florida and non-Florida residents for whom test results were received by the Department of Health. A person can be tested by more than one laboratory and can have both positive and negative results. **Therefore, the sum of the numbers in each column will be larger than the total number of people tested.**

Reporting lab	Inconclusive	Negative	Positive	Percent positive	Total
Walgreens #12427		1	1	50%	2
OCALA REGIONAL KIDNEY CENTER-WEST			2	100%	2
BLACK STALLION WALK IN AND EXERCISE CLINICS LLC		1	1	50%	2
WALGREENS #13605		2			2
MEDEXPRESS URGENT CARE - SPRINGFIELD, COOLEY ST		2			2
LILY PHARMACY		2			2
Kroger 686 - The Little Clinic Farragut		2			2
Luther Acres Manor		2			2
ORLANDO LUTHERAN TOWERS		1	1	50%	2
WASHINGTON STATE DEPARTMENT OF HEALTH PUBLIC HEALTH LABORATORIES			2	100%	2
CVS PA7611POCT ALLISON PARK		2			2
Lakeside Oaks Care Center			2	100%	2
LEHIGH MEDICAL AND RESEARCH CENTER, INC			2	100%	2
SOUTHEAST GEORGIA HEALTH SYSTEM			2	100%	2
CARE NOW DENTON			2	100%	2
DMC UNIVERSITY LABORATORIES		1	1	50%	2
CVS MO8581POCT BLUE SPRINGS		1	1	50%	2
RIVERVIEW MEDICAL CLINIC		2			2
OAKBRIDGE TERRACE AT SAE			2	100%	2
TMH EC NORTHEAST LABORATORY			2	100%	2
WHOLE CHILD PEDIATRICS			2	100%	2
MINUTECLINIC DIAG OF IND, LLC #5369		1	1	50%	2
STUART SURGERY CENTER, LLC			2	100%	2
NORTON IMMEDIATE CARE CENTER - PRESTON			2	100%	2
GASTROENTEROLOGY ASSOCIATES			2	100%	2
CVS MO4850POCT SPRINGFIELD		2			2
Kroger 619 - The Little Clinic Hendersonville Indian Lake		2			2
CVS NH6596POCT HAMPTON		2			2
CONWAY MEDICAL CENTER			2	100%	2
MOUNT SINAI AVENTURA DIAGNOSTIC CENTER			2	100%	2
POPLAR HEALTHCARE			2	100%	2
NEWTON MEMORIAL HOSPITAL		2			2
MIDDLEBURG PEDIATRICS			2	100%	2
CVS TX4397POCT CYPRESS		2			2
FLORIDA MEDICAL CLINIC RADIOLOGY DALE MABRY		2			2
MAYO CLINIC GROUP PRACTICE LABORATORY			2	100%	2
VITAL CARE CLINIC, LLC			2	100%	2
ADVENTHEALTH MEDICAL GROUP PEDIATRICS AT APOPKA		2			2
MEDEXPRESS URGENT CARE - WEXFORD		2			2
MINUTECLINIC #1773		2			2
CVS IL3163POCT OAK PARK		2			2
Church Creek SNF			2	100%	2
Warren Center for Rehabilitation and Nursing		2			2
ASPIRUS RIVERVIEW HOSPITAL & CLINICS INC		1	1	50%	2
MEMORIAL SLOAN KETTERING CANCER CENTER		1	1	50%	2
GREEN POINT RX INC DBA ALTRU CHEMISTS		2			2
SUMMERFIELD RETIREMENT LIVING, INC			2	100%	2

COVID-19: testing by laboratory

Data through Feb 22, 2021 verified as of Feb 23, 2021 at 09:25 AM

Data in this report are provisional and subject to change.

The numbers in the table below represent the number of Florida and non-Florida residents for whom test results were received by the Department of Health. A person can be tested by more than one laboratory and can have both positive and negative results. **Therefore, the sum of the numbers in each column will be larger than the total number of people tested.**

Reporting lab	Inconclusive	Negative	Positive	Percent positive	Total
CVS NV2928POCT LAS VEGAS		2			2
WHITESANDS OUTPATIENT TREATMENT		2			2
HCR MANOR CARE SERVICES OF FLORIDA III INC		2			2
INTEGRITY CLINICAL RESEARCH CENTER INC		1	1	50%	2
PRECISION DIAGNOSTIC INC		2			2
ACN PHYSICIANS GROUP CORP			2	100%	2
KETAMINE HEALTH CENTERS AT BONITA SPRINGS, LLC		2			2
UNITED MEMORIAL MEDICAL CENTER			2	100%	2
NORTH MCALLEN PEDIATRIC CENTER			2	100%	2
UF KANAPAHA LAB BEAKER		2			2
SPRING HILL REGIONAL HOSPITAL			2	100%	2
AUSTIN REGIONAL CLINIC MICROBIOLOGY LAB			2	100%	2
PruittHealth Lakehaven		2			2
UVA HEALTH SYSTEM MEDICAL LABORATORIES			2	100%	2
Garden Isle Healthcare and Rehabilitation Center		2			2
RAPID MEDLAB (004MO)		2			2
BOONES CREEK URGENT CARE		1	1	50%	2
ROPER HOSPITAL			2	100%	2
MAGNOLIA ADULT, LLC			2	100%	2
WARD MEMORIAL HOSPITAL		2			2
SOUTHEAST GEORGIA HEALTH SYSTEM, INC D		2			2
ADVANTA ANALYTICAL LABORATORIES			2	100%	2
MEDEXPRESS URGENT CARE - BRIDGEVILLE		2			2
MEDEXPRESS URGEN CARE - EAST BRUNSWICK		2			2
STUDENT HEALTH SERVICES			2	100%	2
SUNSHINE PHARMACY		2			2
STARMED FAMILY & URGENT CARE			2	100%	2
CARE 365			2	100%	2
OSF SAINT FRANCIS MEDICAL CENTER			2	100%	2
BAYSTATE MEDICAL CENTER		1	1	50%	2
Timber Ridge Health Care Center			2	100%	2
FLORIDA SCHOOL FOR THE DEAF & BLIND			2	100%	2
MALABAR FAMILY PRACTICE		1	1	50%	2
FHCP ASC - ORANGE CITY			2	100%	2
MINUTECLINIC DIAGNOSTIC PA #3344		2			2
TALLAHASSEE MEMORIAL HEALTHCARE FAMILY MED RESIDENCY			2	100%	2
INTERNAL MEDICINE & PEDIATRICS WELLNESS CENTER			2	100%	2
Manorcare Health Services West Reading North		2			2
H/L of WEst Ashley Rhabilitation and Nursing Center		2			2
ANDERSON COUNTY HOSPITAL			2	100%	2
SOUTH DAKOTA DEPARTMENT OF HEALTH		2			2
MID-FLORIDA HEMATOLOGY AND ONCOLOGY CENTERS		2			2
FLAGLER PROFESSIONAL HEALTH CAE SERVICES INC		2			2
BERGEN COUNTY SURGICAL AND ENDOSCOPY CENTER		2			2
FKC AMELIA ISLAND DIALYSIS			2	100%	2
Kroger 571 - The Little Clinic Hendersonville		1	1	50%	2
Iron County Medical Care Facility		2			2

COVID-19: testing by laboratory

Data through Feb 22, 2021 verified as of Feb 23, 2021 at 09:25 AM

Data in this report are provisional and subject to change.

The numbers in the table below represent the number of Florida and non-Florida residents for whom test results were received by the Department of Health. A person can be tested by more than one laboratory and can have both positive and negative results. **Therefore, the sum of the numbers in each column will be larger than the total number of people tested.**

Reporting lab	Inconclusive	Negative	Positive	Percent positive	Total
CVS MD1515POCT LEONARDTOWN		1	1	50%	2
UNIVERSTIY OF ILLINOIS HOSPITAL			2	100%	2
Cedar Valley Nursing & Rehab Center		2			2
FLORIDA DEPARTMENT OF HEALTH IN ESCAMBIA COUNTY		1	1	50%	2
VAULT HEALTH			2	100%	2
MEDEXPRESS URGENT CARE - BROOKHAVEN		2			2
LOWELL GENERAL HOSPITAL			2	100%	2
THE RIM URGENT CARE			2	100%	2
ATHENA CARE RESOURCES LLC		2			2
UTMB PATHOLOGY CLINICAL SERVICES LABORATORY			2	100%	2
QUEST DIAGNOSTICS INCORPORATED			2	100%	2
COASTAL MEDICAL LAB			2	100%	2
Georgiana Health and Rehabilitation, LLC		2			2
INTEGRATED REGIONAL LABS			2	100%	2
BRITO MEDICAL CENTER			2	100%	2
BIOHEALTH MEDICAL LAB INC			2	100%	2
NEMOURS CHILDREN'S URGENT CARE LAKE NONA			2	100%	2
STATCARE URGENT AND WALK-IN			2	100%	2
GALEN BAYLOR EXTENSION		2			2
LEE MEMORIAL HOSPITAL BLOOD GAS LAB			2	100%	2
LINIL VISITING NURSES, INC		2			2
TRICORE REFERENCE LABORATORY		1	1	50%	2
Kroger 687 - The Little Clinic Sugar Hill		1	1	50%	2
SOUTHWEST ORLANDO FAMILY MEDICINE, PL			1	100%	1
ADVANCED CARDIOVASCULAR DIAGNOSTICS OF FL			1	100%	1
VELOCITY URGENT CARE - LITTLE CREEK			1	100%	1
Heartland of Perrysburg		1			1
ASANTE THREE RIVERS MEDICAL CENTER LAB		1			1
Walgreens #9121		1			1
CROSSROADS URGENT CARE PLLC		1			1
CONCENTRA - TAMPA EAST		1			1
FAU MEMORY & WELLNESS CENTER			1	100%	1
IRA FIALKO DO			1	100%	1
Waycross Health and Rehabilitation		1			1
PRIORITY CARE LLC			1	100%	1
SAINT JOSEPHS HOSPITAL OF ATLANTA			1	100%	1
SHELBYVILLE HOSPITAL COMPANY		1			1
BAYLOR SCOTT & WHITE ALL SAINTS MEDICAL CENTER FT			1	100%	1
Kroger 126 - The Little Clinic Cottonwood		1			1
ADVENTHEALTH MEDICAL GROUP UROLOGY AT EAST ORLANDO		1			1
Crowne Health Care of Mobile		1			1
ALLIED PHYSICIANS GROUP		1			1
BIOLOGICAL AND CHEMICAL EMERGENCIES LABORATORY			1	100%	1
PSL JAX BEACH OPERATIONS LLC			1	100%	1
PPD CLINICAL RESEARCH UNIT			1	100%	1
BOCA RATON REGIONAL HOSPITAL		1			1
APPLING NURSING & REHABILITATION PAVIL		1			1

COVID-19: testing by laboratory

Data through Feb 22, 2021 verified as of Feb 23, 2021 at 09:25 AM

Data in this report are provisional and subject to change.

The numbers in the table below represent the number of Florida and non-Florida residents for whom test results were received by the Department of Health. A person can be tested by more than one laboratory and can have both positive and negative results. **Therefore, the sum of the numbers in each column will be larger than the total number of people tested.**

Reporting lab	Inconclusive	Negative	Positive	Percent positive	Total
WEST VIRGINIA LABORATORIES			1	100%	1
Chestnut Ridge Nursing & Rehab		1			1
PUBLIC HEALTH LABORATORIES			1	100%	1
MEDEXPRESS-DOVER		1			1
ATLANTIS VISION CENTER			1	100%	1
CHIEFLAND MEDICAL CENTER			1	100%	1
PREMIER PEDIATRICS LLC			1	100%	1
SKIN WELLNESS PHYSICIANS LLC		1			1
EASTMAN HEALTHCARE & REHAB		1			1
SPRINGFIELD HOSPITAL			1	100%	1
IDAHO HEALTH DEPARTMENT			1	100%	1
CONSOLIDATED			1	100%	1
SPECTRUM LUDINGTON			1	100%	1
BAYFRONT CARDIOVASCULAR ASSOCIATES			1	100%	1
Villa Maria			1	100%	1
BROOKSHIRE, THE			1	100%	1
ALLIED PEDIATRICS & FAMILY MEDICINE			1	100%	1
CITRUS HEALTH NETWORK INC			1	100%	1
EXCEL URGENT CARE OF NJ, LLC		1			1
GENESIS MICROBIOLOGY LAB		1			1
WEILL CORNELL MEDICAL ASSOCIATES - EAST SIDE		1			1
BL DIAGNOSTICS LLC			1	100%	1
MELBOURNE URGENT CARE			1	100%	1
Oakview Manor Health and Rehab		1			1
KIDSVILLE PEDIATRICS IV PA		1			1
A.G. Rhodes		1			1
BHA TITUSVILLE CLINIC			1	100%	1
SOUTHEASTERN HEALTH FACILITES, INC		1			1
SAINT LEO UNIVERSITY INCORPORATED			1	100%	1
SELECT MEDICAL CLINIC			1	100%	1
Good Samaritan Society-Atkinson		1			1
CHI MEMORIAL HOSPITAL CHATTANOOGA			1	100%	1
PARK AVENUE PEDIATRICS PC		1			1
Port Orange Nursing And Rehab Center			1	100%	1
San Antonio Residence and Rehabilitation Center		1			1
SANFORD LABORATORIES WATERTOWN			1	100%	1
TENNOVA HEALTHCARE - CLEVELAND			1	100%	1
MID-SOUTH URGENT CARE, PLLC			1	100%	1
Troy Center for Rehabilitation & Nursing		1			1
MEMORIAL HERMANN SOUTHWEST HOSPITAL			1	100%	1
MDS PHARMA SERVICES		1			1
RIVERSIDE MEDICAL CENTER		1			1
Masonic Medical Research Institute			1	100%	1
STEWART FLORIDA ALF, INC			1	100%	1
ARLINGTON ADULT RESIDENTIAL FACILITY, INC			1	100%	1
WOMENS CARE FLORIDA LLC			1	100%	1
HARTFORD HEALTH CARE & REHABILITATION			1	100%	1

COVID-19: testing by laboratory

Data through Feb 22, 2021 verified as of Feb 23, 2021 at 09:25 AM

Data in this report are provisional and subject to change.

The numbers in the table below represent the number of Florida and non-Florida residents for whom test results were received by the Department of Health. A person can be tested by more than one laboratory and can have both positive and negative results. **Therefore, the sum of the numbers in each column will be larger than the total number of people tested.**

Reporting lab	Inconclusive	Negative	Positive	Percent positive	Total
Walgreens #3049		1			1
PASCO COUNTY HEALTH DEPARTMENT			1	100%	1
WELL-KEY URGENT CARE SEVIERVILLE			1	100%	1
Bolingreen Health and Rehabilitation		1			1
OUCH URGENT CARE			1	100%	1
CVS PA371POCT PHILADELPHIA		1			1
SARHA DOCTORS CENTER			1	100%	1
MOUNT SINAI MEDICAL CENTER AVENTURA ER			1	100%	1
HOLMES FAMILY PRACTICE PA			1	100%	1
TAYLOR COUNTY HEALTH DEPARTMENT			1	100%	1
USC VERDUGO HILLS HOSPITAL			1	100%	1
NORTHWEST FLORIDA SPECIALTY PHYSICIANS LLC		1			1
CVS IN8669POCT INDIANAPOLIS		1			1
CVS TX7675POCT RED OAK			1	100%	1
PINELLAS POINT NURSING AND REHAB CENTER			1	100%	1
CVS NM7242POCT ALBUQUERQUE		1			1
GENESIS HOME HEALTH CARE SERVICES OF			1	100%	1
CFHC - FROSTPROOF			1	100%	1
CUSTOM SCRIPTS PHARMACY		1			1
A G RHODES HOME AT WESLEY WOODS		1			1
PINNACLE DIALYSIS		1			1
WEST COCOA PHARMACY			1	100%	1
HEALTH FIRST MEDICAL GROUP LLC			1	100%	1
LOUIS STOKES CLEVELAND VA MEDICAL CENTER			1	100%	1
HABANA HEALTH CARE CENTER			1	100%	1
CVS MINUTE CLINIC #5836		1			1
Florida Baptist Retirement Center		1			1
HIDALGO FAMILY CLINIC			1	100%	1
FLORIDA HOSPITAL LAB			1	100%	1
SANTA CLARA VALLEY MEDICAL CENTER			1	100%	1
FLAGLER PROFESSIONAL HEALTH CARE SERVICES INC		1			1
PROGRESSIVE MEDICAL RESEARCH			1	100%	1
COLONIAL MEDICAL CENTER-EAST ORLANDO			1	100%	1
URGENT CARE CENTER OF PORT ORANGE LLC			1	100%	1
MINUTECLINIC DIAGNOSTIC OF VIRGINIA, LLC #1980		1			1
SCHUYLER HOSPITAL		1			1
FLORIDA EPIDEMIOLOGY PROGRAM			1	100%	1
NF Escambia, LLC DBA Olive BranchHealth and Rehabilitaion Center			1	100%	1
CLIFTON-FINE HOSPITAL LABORATORY		1			1
Victory Health and Rehabilitation			1	100%	1
Fairhope		1			1
CURELOGICS WOUND CARE & HYPERBARIC CENTER		1			1
DAVITA DIALYSIS-NORTH			1	100%	1
EXPRESS LAB LIVINGSTON			1	100%	1
INNOVATIVE HEALTH DIAGNOSTIC OF CALIFORNIA			1	100%	1
FLORIDA FAMILY LABORATORY		1			1
SUPERKIDS PEDIATRICS			1	100%	1

COVID-19: testing by laboratory

Data through Feb 22, 2021 verified as of Feb 23, 2021 at 09:25 AM

Data in this report are provisional and subject to change.

The numbers in the table below represent the number of Florida and non-Florida residents for whom test results were received by the Department of Health. A person can be tested by more than one laboratory and can have both positive and negative results. **Therefore, the sum of the numbers in each column will be larger than the total number of people tested.**

Reporting lab	Inconclusive	Negative	Positive	Percent positive	Total
SANTA BARABARA ALF LLC (THE WINDSOR)			1	100%	1
DR PHILLIPS CENTER FOR WELLNESS		1			1
OPTUM PRIMARY CARE			1	100%	1
EAGLE COUNTY HEALTH AND HUMAN SERVICES			1	100%	1
WOODHILLS LABS			1	100%	1
EXPRESS CARE OF OCALA			1	100%	1
C V S / PHARMACY #833		1			1
Kroger 368 - The Little Clinic Frankfort West		1			1
RIVERTON CBOC			1	100%	1
GENDERXPRESS/PICTURE ME PERFECT IMAGING			1	100%	1
UNIVERSITY OF BALTIMORE WASHINGTON MEDICAL CENTER			1	100%	1
ADAMS COUNTY HEALTH DEPARTMENT			1	100%	1
PROVIDENCE HOSPITAL			1	100%	1
CAMBRIDGE HEALTH ALLIANCE			1	100%	1
MINUTECLINIC DIAGNOSTIC OF OHIO #5060		1			1
CYPRESS VILLAGE REHAB CENTER		1			1
ENZO LABS INC			1	100%	1
FAMILY AND INTERNAL MEDICINE ASSOCIATES		1			1
Rockcastle Health and Rehab		1			1
CLINICAL CARE INC			1	100%	1
NORTH RIVER FAMILY HEALTH CENTER			1	100%	1
CHILDRENS HEALTHCARE CTE OF NORTHERN		1			1
Oregon Veterans Home The Dalles		1			1
TILLAMOOK COUNTY GENERAL HOSPITAL LAB		1			1
CORPORATION OF AMERICA		1			1
METHODISM MIDLOTHIAN MEDICAL CENTER			1	100%	1
OHSU LABORATORY SERVICES		1			1
CLARKSVILLE MANOR INC		1			1
Riverside Nursing & Rehabilitation Center		1			1
EH FARGO HOSPITAL LABORATORY			1	100%	1
ROYAL OAK MEDICAL CENTER LLC DBA CHARACTER FAMILY			1	100%	1
FAMILY MEDICAL CENTER OF HOLLYWOOD PA			1	100%	1
CVS MA2401POCT MARSHFIELD		1			1
REEVES COUNTY HOSPITAL DISTRICT			1	100%	1
Pontotoc Health and Rehab		1			1
ADVANCE CARDIOVASCULAR IMAGING, INC			1	100%	1
CONTINENTAL HOME HEALTH CARE INC			1	100%	1
NHC HealthCare Anniston		1			1
TRIPLE O RESEARCH INSTITUTE PA			1	100%	1
SUMMIT COUNTY PUBLIC HEALTH DEPARTMENT			1	100%	1
PARKWAY REGIONAL MEDICAL CENTER LAB			1	100%	1
Kroger 907 - The Little Clinic Holland		1			1
COBLESKILL REGIONAL HOSPITAL		1			1
Walgreens #5421		1			1
PRIMARY HEALTH CARE ASSOCIATES INC			1	100%	1
JOSHUA E CHESIR MD		1			1
Terrace Glen Village		1			1

COVID-19: testing by laboratory

Data through Feb 22, 2021 verified as of Feb 23, 2021 at 09:25 AM

Data in this report are provisional and subject to change.

The numbers in the table below represent the number of Florida and non-Florida residents for whom test results were received by the Department of Health. A person can be tested by more than one laboratory and can have both positive and negative results. **Therefore, the sum of the numbers in each column will be larger than the total number of people tested.**

Reporting lab	Inconclusive	Negative	Positive	Percent positive	Total
SUNY AT STONY BROOK			1	100%	1
NEMOURS CHILDRENS URGENT CARE			1	100%	1
PENROSE HOSPITAL			1	100%	1
ORDRS, INC.			1	100%	1
DIRECT PRIMARY CARE OF BURLESON			1	100%	1
MISSISSIPPI VALLEY REGIONAL BLOOD CENTER			1	100%	1
THYROID SPECIALTY LABORATORY			1	100%	1
BROOKSVILLE REGIONAL HOSPITAL			1	100%	1
CAREWELL 203			1	100%	1
St. Josephs Hospital			1	100%	1
PREMIUM HOME HEALTH CARE INC			1	100%	1
MEDEXPRESS URGENT CARE - WESTFIELD, E MAIN ST			1	100%	1
Community Care Center of Heritage House, LLC			1	100%	1
PELICAN STATE OUTPATIENT CENTER			1	100%	1
ADVANCE MD CARE			1	100%	1
EAST COAST INSTITUTE FOR RESEARCH LLC			1	100%	1
UHEALTH CARDIOLOGY			1	100%	1
BEAUMONT URGENT CARE		1			1
TMH CANCER CENTER LABORATORY			1	100%	1
AFC URGENT CARE CLEVELAND			1	100%	1
MOUNT SINAI MEDICAL CENTER OF FLORIDA, INC			1	100%	1
ROUTE 16 PHARMACY LLC DBA HOLLAND PHAR		1			1
MORSELIFE HOME CARE INC			1	100%	1
Schenectady Center for Rehabilitation & Nursing		1			1
EAST TENNESSEE STATE UNIVERSITY		1			1
Mountain View Manor			1	100%	1
SAWGRASS PEDIATRIC PARTNERS LLC			1	100%	1
VCU HEALTH SYSTEM AUTHORITY - MCV HOSPITALS			1	100%	1
GARDENS AT MAPLEWOOD			1	100%	1
Holly Hill Healthcare Center			1	100%	1
Rehab Select of Talladega		1			1
NYU LANGONE AMBULATORY CARE LAKE SUCCE		1			1
CARDIAC AND VASCULAR CONSULTANTS MD PA		1			1
SOUTHWOOD HEALTHCARE CENTER		1			1
MOORE CLINICAL RESEARCH INC			1	100%	1
UCH LAB			1	100%	1
PARK LANE NURSING HOME		1			1
FORT LOUDOUN PRIMARY CARE		1			1
GIFFORD MEMORIAL HOSPITAL		1			1
ADVANCE GASTROENTEROLOGY			1	100%	1
PARRISH MEDICAL GROUP			1	100%	1
J F K PEDIATRICS			1	100%	1
Kroger 481 - The Little Clinic Houston Levee		1			1
EAST FL CORE LAB			1	100%	1
PEACE HEALTH FAMILY MEDICINE AT 87TH AVE		1			1
PREVENTIVE CARDIOLOGY AND INTERNAL MEDICINE ASSOCI			1	100%	1
NEW ULM MEDICAL CENTER			1	100%	1

COVID-19: testing by laboratory

Data through Feb 22, 2021 verified as of Feb 23, 2021 at 09:25 AM

Data in this report are provisional and subject to change.

The numbers in the table below represent the number of Florida and non-Florida residents for whom test results were received by the Department of Health. A person can be tested by more than one laboratory and can have both positive and negative results. **Therefore, the sum of the numbers in each column will be larger than the total number of people tested.**

Reporting lab	Inconclusive	Negative	Positive	Percent positive	Total
HALIFAX FAMILY HEALTH CENTER			1	100%	1
HUNTSVILLE HOSPITAL			1	100%	1
TALLAHASSEE DIALYSIS		1			1
INSTANT MEDICAL CARE CENTER			1	100%	1
SOUTHWOOD NURSING & RETIREMENT CENTER		1			1
Oak Hill Health & Rehabilitation Center			1	100%	1
CLINICAL MICROBIOLOGY LAB FAIRVIEW UNIVERSITY HOSPITAL			1	100%	1
WVU MEDICINE AT SUNCREST TOWNE CENTRE			1	100%	1
Bivins Pointe			1	100%	1
The Center at Centennial			1	100%	1
CVS TX8322POCT AUSTIN		1			1
BOULDER COMMUNITY HOSPITAL			1	100%	1
AURORA CONSOLIDATED LABORATORY			1	100%	1
Kroger 705 - The Little Clinic Richmond		1			1
KELLY			1	100%	1
OPTIMAL MEDICINE INC		1			1
CVS IL5797POCT CAROL STREAM		1			1
VISTA DEL SOL MED ASSOC		1			1
CLINICAL LABORATORY DEPARTMENT			1	100%	1
CARESOUTH HHA HOLDINGS OF THE TREASURE COAST LLC			1	100%	1
BAYCARE OUTREACH LAB AT NEW TAMPA			1	100%	1
Hillside Manor Rehabilitation and Extended Care Center		1			1
PALM SPRINGS GENERAL HOSPITAL			1	100%	1
The Pines at Poughkeepsie Center for Nursing and Rehabilitation		1			1
PUTNAM CO HOSPITAL-D/B/A ASBURY TOWERS		1			1
MINUTECLINIC DIAGNOSTIC, PA		1			1
MARYWOOD HEIGHTS		1			1
El Paso Health Care Center			1	100%	1
Wexner Heritage House			1	100%	1
HEARTLAND PHARMACY SEBRING			1	100%	1
WELLNOW URGENT CARE-OSWEGO			1	100%	1
COLLINS NURSING HOME		1			1
HANCOCK REGIONAL HOSPITAL		1			1
TCPA CLINICAL LABORATORIES			1	100%	1
WEST VIRGINIA UNIVERSITY HOSPITALS			1	100%	1
Riviera Health Resort		1			1
CARENOW URGENT CARE-HENDERSONVILLE		1			1
SPARTANBURG REGIONAL MEDICAL CENTER			1	100%	1
Signature Healthcare of Georgetown		1			1
MEMORIAL HERMANN KATY HOSPITAL			1	100%	1
777 URGENT CARE			1	100%	1
MEDEXPRESS URGENT CARE, MOSSIDE		1			1
MIAMI CHILDRENS HOSPITAL MIDTOWN OUTPATIENT CENTER			1	100%	1
RAMBAM URGENT CARE			1	100%	1
PT&J REHAB - VILLAGE OF ROYAL PALM BEACH		1			1
BIODORON LABORATORIES			1	100%	1
ANDREWS			1	100%	1

COVID-19: testing by laboratory

Data through Feb 22, 2021 verified as of Feb 23, 2021 at 09:25 AM

Data in this report are provisional and subject to change.

The numbers in the table below represent the number of Florida and non-Florida residents for whom test results were received by the Department of Health. A person can be tested by more than one laboratory and can have both positive and negative results. **Therefore, the sum of the numbers in each column will be larger than the total number of people tested.**

Reporting lab	Inconclusive	Negative	Positive	Percent positive	Total
JMJ FAMILY PRACTICE			1	100%	1
Kroger 539 - The Little Clinic Memorial Blvd.		1			1
MEDCOR, INC			1	100%	1
CLINTON DRUG STORE		1			1
RCP OF MEMORIAL WEST			1	100%	1
ST JOHN'S HOME CARE			1	100%	1
LIFE CARE CENTER OF GWINNETT		1			1
INTERNAL MEDICINE ASSOCIATES		1			1
PUBLIX PHARMACY # 1236			1	100%	1
NEVADA RURAL HOUSING AUTHORITY			1	100%	1
HEARTLAND OF ZEPHYRHILLS FL, LLC			1	100%	1
BLACKBERRY CENTER, THE		1			1
TLC MEDICAL			1	100%	1
Accordius Health at Gastonia			1	100%	1
HOLYOKE MEDICAL CENTER			1	100%	1
ATHENA PLASTIC SURGERY		1			1
Beth Sholom Home of Eastern Virginia			1	100%	1
ALLEGANY COUNTY DEPARTMENT OF HEALTH		1			1
MISSION REGIONAL MEDICAL CENTER			1	100%	1
FAITH FAMILY PRACTICE			1	100%	1
SAN JOSE CLINIC		1			1
LabCorp L#09258295 M#09258285			1	100%	1
HELIX BIOMEDICS LLC			1	100%	1
Williamstown Commons			1	100%	1
WATERTOWN URGENT CARE		1			1
YOUR KIDS URGENT CARE			1	100%	1
JACKSONVILLE HEALTH & REHAB		1			1
Maple Lane Nursing Home		1			1
CVS IL2297652CV CHICAGO		1			1
Kroger 527 - The Little Clinic Hwy 70 S.		1			1
OMNI HEALTHCARE INC			1	100%	1
NHC HealthCare St. Charles		1			1
POETS WALK SARASOTA			1	100%	1
FREEPORT ER DOX URGENT CARE		1			1
MARTIN HEALTH PHYSICIAN GROUP			1	100%	1
IVY CREEK HEALTHCARE & WELLNESS CENTRE			1	100%	1
MEMORIAL HOSPITAL - BELLEVILLE			1	100%	1
ADVENTHEALTH MEDICAL GROUP SENIOR HEALTH AT			1	100%	1
BAPTIST HOSPITAL EAST			1	100%	1
HILLSBORO MEDICAL CENTER MAIN LABORATO		1			1
SHANNON CLARK OD, PA			1	100%	1
HATLEY HEALTH CARE, INC		1			1
LABORATORIO BUENA SALUD			1	100%	1
CENTRAL FLORIDA ADULT MEDICINE		1			1
LAB. CORP. OF AMERICA			1	100%	1
HOMELAND CENTER		1			1
BUFFALO VAMC			1	100%	1

COVID-19: testing by laboratory

Data through Feb 22, 2021 verified as of Feb 23, 2021 at 09:25 AM

Data in this report are provisional and subject to change.

The numbers in the table below represent the number of Florida and non-Florida residents for whom test results were received by the Department of Health. A person can be tested by more than one laboratory and can have both positive and negative results. **Therefore, the sum of the numbers in each column will be larger than the total number of people tested.**

Reporting lab	Inconclusive	Negative	Positive	Percent positive	Total
CONNECTICUT PEDIATRICS @ CHC		1			1
UNIVERISTY HOSPITAL			1	100%	1
Lenawee Medical Care Facility		1			1
DIAGNOSTIC GROUP INTEGRATED HEALTHCARE			1	100%	1
STEWART MEDICAL GROUP INC			1	100%	1
MEDICAL ASSOCIATES OF CARTER		1			1
CVS TN4624POCT KNOXVILLE			1	100%	1
Heritage of Red Cloud		1			1
SENCARE MANAGEMENT		1			1
CVS CA9497POCT IRVINE		1			1
GWINNETT MEDICAL CENTER			1	100%	1
CARING PROFESSIONAL HEALTH CARE LLC		1			1
CACERES SPECIALIZED GYNECOLOGY		1			1
CIRRUS DX			1	100%	1
Kroger 444 - The Little Clinic Dent		1			1
TIMPANOGOS REGIONAL HOSPITAL			1	100%	1
CEPERO PEDIATRICS PA			1	100%	1
Elm Crest Senior Living Community		1			1
BAYSHORE DIALYSIS			1	100%	1
STANDIFER PLACE		1			1
LAB TEST KENDALL LLC		1			1
SPORTS MEDICINE CLINIC - U OF WYOMING			1	100%	1
HIGH DESERT COURT GROUP HOME			1	100%	1
WALGREENS #5130			1	100%	1
OCALA RKC EAST HEMO #1			1	100%	1
CALIFORNIA PUBLIC HEALTH LABORATORY			1	100%	1
ST JOSEPHS CHILDRENS HOSPITAL PEDI TRANSPORT			1	100%	1
Brown Memorial Home		1			1
MEMORIAL HOSPITAL WEST			1	100%	1
OXY-GENLAB			1	100%	1
ROSLYN INTERNAL MEDICINE		1			1
Washington County Nursing HOMe			1	100%	1
Life Care Center of Paradise Valley		1			1
MULTICARE PHYSICIANS			1	100%	1
THE MEDICAL CENTER			1	100%	1
Miller Health Care Center			1	100%	1
GENESIS HEALTH SYSTEM			1	100%	1
WORKFORCE HEALTH DEPARTMENT			1	100%	1
CVS MA299POCT WORCESTER		1			1
PANCARE HEALTH - BRUCE			1	100%	1
Remarkable Healthcare Dallas			1	100%	1
MID FLORIDA BIOLOGICALS			1	100%	1
MEDEXPRESS URGENT CARE - BENTONVILLE		1			1
CLINICAL CARE, INC			1	100%	1
AESTHETIC PHYSICIANS PC			1	100%	1
LANGLEY DIALYSIS			1	100%	1
MEDICAL LIFE-INC GUIDEWELL EMERGENCY MEDICINE			1	100%	1

COVID-19: testing by laboratory

Data through Feb 22, 2021 verified as of Feb 23, 2021 at 09:25 AM

Data in this report are provisional and subject to change.

The numbers in the table below represent the number of Florida and non-Florida residents for whom test results were received by the Department of Health. A person can be tested by more than one laboratory and can have both positive and negative results. **Therefore, the sum of the numbers in each column will be larger than the total number of people tested.**

Reporting lab	Inconclusive	Negative	Positive	Percent positive	Total
VA OPTOMETRY CLINIC			1	100%	1
MEDEXPRESS URGENT CARE - CABOT			1	100%	1
SC-GA2018 THE RIDGE REHABILITATION & H		1			1
MEDEXPRESS URGENT CARE - BECKLEY		1			1
MEDEXPRESS URGENT CARE-BRENTWOOD		1			1
VANAJA SUREDDI MD PA			1	100%	1
Sage Bluff Health & Rehabilitation Center		1			1
FIVE STAR PREMIER RESIDENCES OF POMPANO BEACH			1	100%	1
Florence Nursing and Rehabilitation Center		1			1
Kroger 016 - The Little Clinic Centennial		1			1
LOGAN COUNTY HOSPITAL			1	100%	1
THE HEART HOSPITAL BAYLOR PLANO			1	100%	1
MINUTE-CLINIC DIAGNOSTIC OF VIRGINIA, LLC #3949		1			1
THE HOSPITALS OF PROVIDENCE EMERGENCY ROOM			1	100%	1
GREATER TAMPA AT HOME			1	100%	1
JACKSON MADISON CO. GEN. HOSPITAL			1	100%	1
SURGERY CENTER, THE			1	100%	1
Glenburn Home		1			1
TRAFALGAR DIALYSIS			1	100%	1
CVS AZ10150POCT PHOENIX		1			1
HUNEYCUTT FAMILY PRACTICE			1	100%	1
FLORIDA HOME HEALTH			1	100%	1
BELLMORE PEDIATRICS		1			1
VENETIAN GARDENS		1			1
ER NEAR ME HULEN		1			1
MINUTE CLINIC DIAGNOSTIC MED GRP OF CA		1			1
CULVER CITY URGENT CARE			1	100%	1
BETHESDA DIALYSIS			1	100%	1
PRIME CARE FAMILY MEDICINE			1	100%	1
BEAUMONT HOSPITAL			1	100%	1
SELECT SPECIALTY HOSPITAL - ORLANDO SOUTH			1	100%	1
KEY BISCAIYNE PEDIATRIC ASSOCIATES INC			1	100%	1
SUN CLINICAL LABORATORIES			1	100%	1
METROPOLITAN			1	100%	1
JAX FAMILY CARE		1			1
COASTAL PEDIATRICS LLC			1	100%	1
NEMOURS CHILDREN'S PRIMARY CARE			1	100%	1
VITAL CARE			1	100%	1
LITTLE FALLS HOSPITAL LABORATORY		1			1
Orchid Cove at Naples			1	100%	1
HEALTH NETWORK			1	100%	1
SUNSHINE PEDIATRICS OF LUTz			1	100%	1
NORTH FLORIDA FAMILY MEDICINE			1	100%	1
PEDIATRIC PARTNERS ZEPHYRHILLS			1	100%	1
CMC MERCY LABORATORY			1	100%	1
SHRIVERS PHARMACY AND WELLNESS CENTER			1	100%	1
LANTANA HC LAB			1	100%	1

COVID-19: testing by laboratory

Data through Feb 22, 2021 verified as of Feb 23, 2021 at 09:25 AM

Data in this report are provisional and subject to change.

The numbers in the table below represent the number of Florida and non-Florida residents for whom test results were received by the Department of Health. A person can be tested by more than one laboratory and can have both positive and negative results. **Therefore, the sum of the numbers in each column will be larger than the total number of people tested.**

Reporting lab	Inconclusive	Negative	Positive	Percent positive	Total
CVS HEALTH, #5962		1			1
TREASURE COAST INFECTIOUS DISEASE CONSULTANTS			1	100%	1
CAROLINAS HEALTHCARE SYSTEM LAB			1	100%	1
Kroger 099 - The Little Clinic Fort Collins		1			1
Mayfair Village Nursing Care Center		1			1
Smg At Bridgewater Family Medicine		1			1
ADVANCE HEALTH AND WELLNESS SOLUTIONS			1	100%	1
Hawthorne House		1			1
BLOOMIN BRANDS WELLNESS CENTER			1	100%	1
LANGLADE			1	100%	1
CLEVELAND CLINIC OUTPATIENT LABORATORY			1	100%	1
BAPTIST HOSPITAL INTERNAL MEDICINE GULF BREEZE			1	100%	1
GALVESTON COUNTY HEALTH DISTRICT			1	100%	1
SMA BEHAVIORAL HEALTH SERVICES INC		1			1
CVS AZ7263POCT PHOENIX		1			1
MEDEXPRESS URGENT CARE - LINCOLN		1			1
LAS PALMAS MEDICAL CENTER			1	100%	1
PROGRESSIVE URGENT CARE, PC			1	100%	1
RED BUG LAKE ROAD OVIEDO COVID			1	100%	1
Arch Plaza Nursing and Rehabilitation Center			1	100%	1
MID FLORIDA DERMATOLOGY ASSOCIATES PA			1	100%	1
LYSTER MAIN LAB, FT RUCKER		1			1
TEXAS HEALTH HARRIS METHODIST HOSPITAL			1	100%	1
PROMUS DIAGNOSTICS, LLC			1	100%	1
ADVENTHEALTH SENIOR CARE AT ORMOND			1	100%	1
Monument Health Strugis Care Center		1			1
ALL PRO ORTHOPEDICS & SPORTS MEDICINE, PA			1	100%	1
DERMDX, DIV OF AURORA DIAGNOSTICS/BERNHARDT LAB		1			1
1ST MED DOTHAN			1	100%	1
MARLBORO URGENT CARE		1			1
ELITE MEDICAL LABORATORY SOLUTIONS LLC			1	100%	1
ATHENS MEDICAL CENTER			1	100%	1
MINUTECLINIC DIAGNOSTIC OF KANSAS, PC		1			1
Kroger 588 - The Little Clinic Thompsons Station		1			1
SHERIDAN AT HOBE SOUND, THE			1	100%	1
CAN COMMUNITY HEALTH LLC		1			1
SYNAPSE ANALYTICAL LABS		1			1
EXACCARE KINGSTON, LLC			1	100%	1
CVS TX7603POCT SAGINAW		1			1
ENCORE AT BOCA RATON, THE			1	100%	1
Kroger - KR003400316			1	100%	1
Robinson Terrace Rehabilitation and Nursing Center		1			1
ARIZA WELLNESS CARE LLC			1	100%	1
CAREHERE HUDSON BAY			1	100%	1
LPG COCONUT POINT - FAMILY/ INTERNAL MEDICINE		1			1
Sunnybrook Rehabilitation Center			1	100%	1
YUMA REGIONAL MEDICAL CENTER			1	100%	1

COVID-19: testing by laboratory

Data through Feb 22, 2021 verified as of Feb 23, 2021 at 09:25 AM

Data in this report are provisional and subject to change.

The numbers in the table below represent the number of Florida and non-Florida residents for whom test results were received by the Department of Health. A person can be tested by more than one laboratory and can have both positive and negative results. **Therefore, the sum of the numbers in each column will be larger than the total number of people tested.**

Reporting lab	Inconclusive	Negative	Positive	Percent positive	Total
Birmingham Nursing and Rehabilitation East LLC		1			1
DOCTORS MEMORIAL HOSP HOME HEALTH CARE		1			1
DEVITA		1			1
FLORIDA ADVANCED MEDICAL AND DERM AESTHETICS LLC			1	100%	1
SUN CITY DIAGNOSTIC CENTER			1	100%	1
WELLINGTON WEST 100176			1	100%	1
AUTUMN HOUSE			1	100%	1
CVS CT1109POCT BETHEL		1			1
MED CHOICE CENTER OF NORTH MIAMI			1	100%	1
Mountain City Care and Rehabilitation Center		1			1
COASTAL ER IX, PHYSICIANS PREMIER			1	100%	1
ADVENTHEALTH HOME CARE WATERMAN			1	100%	1
PORTAGE MEDICAL CENTER			1	100%	1
GULF COUNTY HEALTH DEPARTMENT			1	100%	1
Kroger 670 - The Little Clinic Powell		1			1
Parkside Manor		1			1
American Fork Care Center dba Heritage Care Center		1			1
KIOSK MEDICINE KENTUCKY LLC		1			1
WALGREENS #15291		1			1
Broomall Manor		1			1
PCG MOLECULAR			1	100%	1
FAIRFIELD MEDICAL CENTER			1	100%	1
ST JOHNS MEDICAL CENTER		1			1
Fulton County Medical Center Long Term Care			1	100%	1
KANA MEDICAL			1	100%	1
SHAW MEDICAL GROUP LLC			1	100%	1
WALGREENS NO 10512			1	100%	1
HOUSTON MEDICAL CENTER			1	100%	1
ST. VINCENT HOSPITAL			1	100%	1
MEDICAL EXAMINERS OFFICE, LEESBURG			1	100%	1
Glen Oaks Health and REhabilitation		1			1
LONESTAR 24HRER MANAGEMENT LLC DBA LONESTAR 24HRER			1	100%	1
SKY LAKES MEDICAL CENTER		1			1
Kroger 777 - The Little Clinic Shelbyville		1			1
ALABAMA REFERENCE LAB			1	100%	1
LEGACY AT HIGHWOODS PRESERVE		1			1
HIGHLAND LABORATORY			1	100%	1
ST FRANCIS MEDICAL CENTER			1	100%	1
UNIVERSITY OF MARYLAND PATHOLOGY ASSOCIATES			1	100%	1
Jersey City Medical Center		1			1
ADVANCED MEDICAL LABORATORIES (AML)			1	100%	1
WESTEX URGENT CARE, PLLC			1	100%	1
HIGHLANDS CLINICAL LABORATORY			1	100%	1
HARDIN HEALTH INC		1			1
CANDLER HOSPITAL			1	100%	1
ADVENTHEALTH MEDICAL GROUP ADULT AND SENIOR HEALTH			1	100%	1
VA Texas Valley Coastal Bend Harlingen HCC		1			1

COVID-19: testing by laboratory

Data through Feb 22, 2021 verified as of Feb 23, 2021 at 09:25 AM

Data in this report are provisional and subject to change.

The numbers in the table below represent the number of Florida and non-Florida residents for whom test results were received by the Department of Health. A person can be tested by more than one laboratory and can have both positive and negative results. **Therefore, the sum of the numbers in each column will be larger than the total number of people tested.**

Reporting lab	Inconclusive	Negative	Positive	Percent positive	Total
POUDRE VALLEY HOSPITAL			1	100%	1
Caldwell Care		1			1
SYNERGENE LABORATORY			1	100%	1
NEW ERA COMMUNITY HEALTH CENTER LLC		1			1
KETTERING MEDICAL CENTER			1	100%	1
MARYWOOD NURSING CARE CENTER		1			1
DOCTORS HOSPITAL OF LAREDO			1	100%	1
ASSOCIATES IN INTERNAL MEDICINE PA			1	100%	1
SEWALLS POINT PHARMACY INC			1	100%	1
ST ANTHONY COMMUNITY HOSPITAL LAB		1			1
CRUSADER COMMUNITY HEALTH			1	100%	1
QUALITY LAB			1	100%	1
Arlington Care Center			1	100%	1
BHS PHYSICIAN NETWORK			1	100%	1
AVERA SACRED HEART HOSPITAL			1	100%	1
ST VINCENT'S AMBULATORY CARE INC			1	100%	1
AVON PARK CLUSTER		1			1
HARMONY HEALTHCARE ORLANDO INC		1			1
ROCKLEDGE HEALTH & REHABILITATION CENTER			1	100%	1
WILMINGTON NURSING AND REHAB			1	100%	1
PROVIDENCE PORTLAND MEDICAL CENTER		1			1
SMITH KLINE			1	100%	1
CHATSWORTH ASSISTED LIVING COMMUNITY AT PGA NATIONAL			1	100%	1
SOMA MEDICAL CENTER PA #3 GREENACRES			1	100%	1
Consulate Health Care of Tallahassee			1	100%	1
BASCOM PALMER EYE INSTITUTE			1	100%	1
HSRE-ASL CASSELBERRY TRS, LLC			1	100%	1
MEDICAL CLINIC OF HOUSTON			1	100%	1
ST. LUKES HOSPITAL			1	100%	1
Ashland Place Health and Rehabilitation, LLC		1			1
CAREWELL URGENT CARE FITCHBURG			1	100%	1
ANY LAB TEST NOW JACKSONVILLE		1			1
GOOD SAMARITAN HOSPITAL			1	100%	1
QUALITY CLINICAL LAB LLC			1	100%	1
ENCOMPASS HEALTH HOME HEALTH		1			1
WESTOX LABS		1			1
OCALA REGIONAL DIALYSIS- NORTH			1	100%	1
COASTAL DETOX		1			1
CONCENTRA - Ocala		1			1
SOUTH DADE NURSING & REHABILITATION CENTER			1	100%	1
REFERENCE LABORATORY			1	100%	1
PULMONARY, CRITICAL CARE AND SLEEP DISORDERS INSTITUTE OF SOUTH FLORID			1	100%	1
FAYETTE MEDICAL CENTER LAB		1			1
LIMA MEMORIAL HOSPITAL			1	100%	1
Kroger 407 - The Little Clinic Lexington		1			1
CVS NV5942POCT LAS VEGAS		1			1
US LABORATORIES			1	100%	1

COVID-19: testing by laboratory

Data through Feb 22, 2021 verified as of Feb 23, 2021 at 09:25 AM

Data in this report are provisional and subject to change.

The numbers in the table below represent the number of Florida and non-Florida residents for whom test results were received by the Department of Health. A person can be tested by more than one laboratory and can have both positive and negative results. **Therefore, the sum of the numbers in each column will be larger than the total number of people tested.**

Reporting lab	Inconclusive	Negative	Positive	Percent positive	Total
NSPIRE HEALTHCARE PLANTATION			1	100%	1
Bethel Lutheran Nursing & Rehabilitation Center		1			1
Bayou Vista Community Care Center			1	100%	1
MIAMI-DADE COUNTY HEALTH DEPT.		1			1
AMERICAN LAB LLC		1			1
ASHLEY CLINICAL DIAGNOSTIC LABORATORY			1	100%	1
Cornerstone at the Ranch		1			1
Raleigh Center (WV)			1	100%	1
Manor Care of Dallastown d/b/a ManorCare Health Services - Dallastown		1			1
ROYAL PALM PEDIATRICS			1	100%	1
BRISTOL REGINAL MEDICAL CENTER			1	100%	1
Memorial Health Care Center			1	100%	1
CVS PA1074POCT KENNETT SQUARE		1			1
THE LITTLE CLINIC, LLC			1	100%	1
MARTIN MEM FAMILY CARE AT ST LUCIE W			1	100%	1
FOUNDATION LABORATORY			1	100%	1
MEDTOWN PHARMACY			1	100%	1
Henry County Health and Rehabilitation		1			1
ADVANCED RESEARCH AND DIAGNOSTIC LABORATORY UNIVERSITY OF MINNESOTA			1	100%	1
JPS HEALTH CENTER AT TRUE WORTH PLACE			1	100%	1
CERMAK HEALTH SERVICES			1	100%	1
Baypoint Healthcare Center			1	100%	1
OAKMONT EAST- GREENVILLE SC, LLC		1			1
HEALTH GUAGE			1	100%	1
FAMILY MEDICAL CLINIC KENDALL LLC			1	100%	1
NEW MILFORD HOSPITAL			1	100%	1
Kroger - KRO01100688			1	100%	1
ATHENS LIMESTONE HOSPITAL		1			1
Accordius Health at Harrisonburg		1			1
SPRINGBROOK HOSPITAL			1	100%	1
SUNCOAST PRIMARY CARE LLC			1	100%	1
SEATTLE-KING COUNTY			1	100%	1
Kroger 006 - The Little Clinic Uintah Gardens		1			1
Kroger 683 - The Little Clinic Foothills Plaza		1			1
SAINT PETE MRI			1	100%	1
CVS NV8784POCT LAS VEGAS		1			1
CHC			1	100%	1
WHEATON FRANCISCAN LABORATORY			1	100%	1
MEMORIAL HOSPITAL LOS BANOS			1	100%	1
NATIONAL INSTITUTES OF HEALTH CLINICAL CENTER			1	100%	1
ARCADIA DIALYSIS CENTER			1	100%	1
MINUTE CLINIC LLC #1909		1			1
HOLLAND COMMUNITY HOSPITAL		1			1
LAKE VIEW COURT		1			1
SILVER SPRINGS SHORES DIALYSIS			1	100%	1
LAMARQUE DIALYSIS			1	100%	1
COMMUNITY MEDICAL CENTER-ORANGE CITY		1			1

COVID-19: testing by laboratory

Data through Feb 22, 2021 verified as of Feb 23, 2021 at 09:25 AM

Data in this report are provisional and subject to change.

The numbers in the table below represent the number of Florida and non-Florida residents for whom test results were received by the Department of Health. A person can be tested by more than one laboratory and can have both positive and negative results. **Therefore, the sum of the numbers in each column will be larger than the total number of people tested.**

Reporting lab	Inconclusive	Negative	Positive	Percent positive	Total
TEVAPHARM			1	100%	1
JUP Serology SubSection			1	100%	1
GSM OCED Subsection			1	100%	1
FREDERICK AVENUE GROUP HOME		1			1
Kroger 397 - The Little Clinic Frankfort East		1			1
HALEYVILLE HEALTH CARE CENTER		1			1
FIRST CARE WALK IN CLINIC LLC			1	100%	1
INTERIM HEALTHCARE OF PALM COAST			1	100%	1
URGENT TEAM MANAGEMENT OF TENNESSEE, L			1	100%	1
LIFELINK TRANSPLANT INSTITUTE LAB			1	100%	1
BMC MAYPORT			1	100%	1
SHANDS JACKSONVILLE CLINICAL CENTER			1	100%	1
ST JOHN'S MEDICAL CENTER, TETON VILLAGE			1	100%	1
MEDICAL ASSOCIATES OF THE SHOALS		1			1
JOHNSON & JOHNSON VISION CARE-VISTAKON			1	100%	1
Niles Nursing and Rehab. Center		1			1
CLEVELAND CLINIC OHIO LABORATORIES			1	100%	1
AMERICAN DRUG TESTING LAB LLC			1	100%	1
BRONSON METHODIST HOSPITAL			1	100%	1
FLORIDA CLINICAL RESEARCH CENTER, LLC			1	100%	1
CHOTA COMMUNITY HEALTH SERVICES		1			1
GATEWAY LABORATORIES		1			1
SOMA MEDICAL CENTER PA #3 PALOMINO			1	100%	1
MEDEXPRESS URGENT CARE-MEADVILLE			1	100%	1
441 URGENT CARE CENTER - BROWNWOOD			1	100%	1
EAST END PEDIATRICS		1			1
WAYNE COUNTY PUBLIC HEALTH		1			1
CROZER-CHESTER MEDICAL CENTER			1	100%	1
TRUCARE LIVING CENTERS - SELMA			1	100%	1
CVS NC5532POCT SUMMERFIELD		1			1
MAURY REGIONAL MEDICAL CENTER		1			1
Community Compassion Center of Batesville			1	100%	1
Falmouth By The Sea			1	100%	1
STEPHENS COUNTY HOSPITAL			1	100%	1
CHATEAU MADELEINE - SENIOR LIVING & MEMORY CARE			1	100%	1
SANITAS RESEARCH LLC			1	100%	1
SMITH			1	100%	1
CORNERSTONE DRUG AND GIFT INC		1			1
LABORATORY COPRORATION OF AMERICA			1	100%	1
SUPREME MEDICAL GROUP PLLC			1	100%	1
PROGENESIS INC			1	100%	1
HORIZON MEDICAL CENTER			1	100%	1
Kroger 409 - The Little Clinic Hebron Marketplace			1	100%	1
GOSHEN HOSPITAL			1	100%	1
KEY WEST BRANCH MEDICAL CLINIC			1	100%	1
MONMOUTH MEDICALC ENTER		1			1
SUMMERFIELD PAIN MANAGEMENT			1	100%	1

COVID-19: testing by laboratory

Data through Feb 22, 2021 verified as of Feb 23, 2021 at 09:25 AM

Data in this report are provisional and subject to change.

The numbers in the table below represent the number of Florida and non-Florida residents for whom test results were received by the Department of Health. A person can be tested by more than one laboratory and can have both positive and negative results. **Therefore, the sum of the numbers in each column will be larger than the total number of people tested.**

Reporting lab	Inconclusive	Negative	Positive	Percent positive	Total
ST MICHAEL'S ELITE MEDICAL HOSPITAL			1	100%	1
DEVANSH LAB WERKS		1			1
ORLANDO PHYSICIAN NETWORK		1			1
CHIPOLA QUICK CARE			1	100%	1
BEAUMONT REFERENCE LABORATORY			1	100%	1
FLORIDA HEALTH CARE MEDICAL GROUP		1			1
MEDEXPRESS URGENT CARE - HADLEY		1			1
Cerenity Senior Care-White Bear Lake		1			1
BLUFFTON HEALTH CENTER			1	100%	1
MEDEXPRESS URGENT CARE - LEOMINSTER		1			1
DELAWARE DEPARTMENT OF HEATH			1	100%	1
Ravenwood Speciality Care		1			1
MRMC LAB MICRO			1	100%	1
Fairhaven Retirement Community		1			1
GOOD PEDIATRICS			1	100%	1
Manassas Health & Rehab			1	100%	1
MEDEXPRESS URGENT CARE - WICHITA, N MAIZE RD		1			1
SPECIALTY DRUG TESTING			1	100%	1
WEST CARVER MEDICAL ASSOCIATES		1			1
BORINQUEN HEALTH CENTER			1	100%	1
GADSDEN FAMILY PRACTICE		1			1
USCG AIR STATION CLEARWATER CLINIC			1	100%	1
SIGNATURE CARE MIDLAND			1	100%	1
MD NOW MEDICAL CENTERS, INC			1	100%	1
BAYOU URGENT CARE			1	100%	1
GAMMA HEALTHCARE, INC		1			1
ST JOHNS PEDIATRICS PA		1			1
EXPICARE NURSING AGENCY, INC		1			1
OAKWOOD HOSPITAL - SOUTHSORE			1	100%	1
PALM BEACH DIABETES AND ENDOCRINE SPECIALISTS, PA			1	100%	1
FRESENIUS KIDNEY CARE FORT WALTON BEACH			1	100%	1
UABC			1	100%	1
BLAKE AT PENSACOLA OPERATION CO, LLC, THE			1	100%	1
EPIC CARE PHARMACY		1			1
Acts Manor House		1			1
ABSOLUTE QUICK CARE			1	100%	1
PALM BEACH COUNTY SHERIFF OFFICE			1	100%	1
INTERNAL MEDICINE GROUP OF CENTRAL FLORIDA			1	100%	1
SANTA ROSA PEDIATRICS			1	100%	1
DSI LABORATORIES-NAPLES-7TH			1	100%	1
CVS AZ69POCT PEORIA		1			1
WAKE FOREST MEDICAL CENTER LABORATORY			1	100%	1
CLEVELAND HEARTLAB			1	100%	1
BREVARD COUNTY JAIL			1	100%	1
WALGREENS # 12338		1			1
ONSLOW COUNTY HEALTH DEPARTMENT			1	100%	1
Wedgewood Manor		1			1

COVID-19: testing by laboratory

Data through Feb 22, 2021 verified as of Feb 23, 2021 at 09:25 AM

Data in this report are provisional and subject to change.

The numbers in the table below represent the number of Florida and non-Florida residents for whom test results were received by the Department of Health. A person can be tested by more than one laboratory and can have both positive and negative results. **Therefore, the sum of the numbers in each column will be larger than the total number of people tested.**

Reporting lab	Inconclusive	Negative	Positive	Percent positive	Total
ORCHID TERRACE		1			1
MID-FLORIDA PATHOLOGY LLC		1			1
HEALTHFORCE PARTNERS INC			1	100%	1
Kroger 390 - The Little Clinic North College Hill		1			1
Valley View Health and Rehabilitation, LLC		1			1
Freedom Pointe at The Villages			1	100%	1
CYPRESS CREEK DIALYSIS CTR			1	100%	1
Gulf Coast health and Rehabilitation, LLC		1			1
ANDERSON FAMILY MEDICINE			1	100%	1
VISTA LAKE ASSISTED LIVING			1	100%	1
REHABILITATION CENTER OF SOUTH GEORGIA		1			1
NORTHEAST GEORGIA HEALTH SYSTEM			1	100%	1
HELGEMO & LIOU PEDIATRICS			1	100%	1
THE LITTLE CLINIC LLC			1	100%	1
PEDIATRIC ASSOCIATES - JACKSONVILLE			1	100%	1
TRIHEALTH			1	100%	1
NABI		1			1
ST VINCENTS AMBULATORY CARE INC			1	100%	1
BAPTIST HEALTH MEDICAL PLAZA			1	100%	1
SV MOBILE HEALTH			1	100%	1
CARSON NURSING AND REHABILITATION CENTER		1			1
BAPTIST HEALTH PRIMARY CARE AT CUTLER BAY			1	100%	1
NEW YORK STATE DEPTARTMENT OF HEALTH			1	100%	1
ST. MICHAEL'S ELITE HOSPITAL			1	100%	1
PEDRO L ORTEGA MD PA			1	100%	1
CLEVELAND CLINIC FLORIDA WAIVED			1	100%	1
Melbourne Terrace Rehabilitation Center			1	100%	1
ULTIMATE ANALYSIS LABORATORY			1	100%	1
GENOTOX LABORATORIES		1			1
OMNICARE PHARMACY OF TEXAS 1, LP		1			1
LAKE SUCCESS EXTENDED CARE		1			1
Crisp Regional Nursing and Rehab Center		1			1
SOUTH TEXAS HEALTH SYSTEM ER - WARE ROAD			1	100%	1
CHAMBREL AT PINECASTLE			1	100%	1
EXCEPTIONAL EMERGENCY CENTER			1	100%	1
PHYSICIANS PRIMARY CARE LEHIGH PEDS			1	100%	1
CORDOVA FAMILY PRACTICE			1	100%	1
LIFE CARE CENTER OF HILTON HEAD		1			1
MEDEXPRESS URGENT CARE - LAWRENCE		1			1
EVANS FAMILY CARE PA			1	100%	1
CITRUS DERMATOLOGY			1	100%	1
TITUS REGIONAL MEDICAL CENTER			1	100%	1
ST ANTHONY'S PINELLAS CARE CLINIC			1	100%	1
MERCY MEDICAL CENTER INC			1	100%	1
MERRILL GARDENS AT CHAMPIONSGATE			1	100%	1
KENT		1			1
HEALTHCARE AND REHAB OF SANFORD			1	100%	1

COVID-19: testing by laboratory

Data through Feb 22, 2021 verified as of Feb 23, 2021 at 09:25 AM

Data in this report are provisional and subject to change.

The numbers in the table below represent the number of Florida and non-Florida residents for whom test results were received by the Department of Health. A person can be tested by more than one laboratory and can have both positive and negative results. **Therefore, the sum of the numbers in each column will be larger than the total number of people tested.**

Reporting lab	Inconclusive	Negative	Positive	Percent positive	Total
DEPT OF VA MEDICAL CENTER - MIAMI			1	100%	1
SOPHIA MEDICAL ASSOCIATES, PC			1	100%	1
INDIAN RIDGE		1			1
FAMILY PRACTICE OF CENTRAL FLORIDA PA			1	100%	1
WALMART PHARMACY 10-4554		1			1
URGENT DOC -NACOGODOCHES CLINIC			1	100%	1
LAREDO EMERGENCY ROOM			1	100%	1
MBMG OF WINTER HAVEN			1	100%	1
REGIONAL MEDICAL LABORATORY			1	100%	1
DOYLESTOWN HOSPITAL			1	100%	1
Fairview			1	100%	1
SARASOTA MEMORIAL HOSPITAL		1			1
SEACOAST PATHOLOGY PROFESSIONAL ASSOC		1			1
Buena Vista Care Center		1			1
OCEAN MEDICAL CENTER		1			1
TMH URGENT CARE CENTER			1	100%	1
STONECREST MEDICAL CENTER		1			1
HIGHLAND PARK LAKEWOOD PRESTON HOLLOW			1	100%	1
Walgreens #9890		1			1
MAINE HEALTH AND ENVIRONMENTAL TESTING LABORATORY			1	100%	1
HEALTHPARTNERS HUDSON CLINIC			1	100%	1
GENEVA FAMILY HEALTH			1	100%	1
BLOSSOMS ASSISTED LIVING 1 LLC			1	100%	1
Carington Park			1	100%	1
CHRISTIANA HOSPITAL		1			1
EASTSIDE MEDICAL CLINIC		1			1
EDGAR PRICE FAMILY & CHILDREN HEALTHCARE CENTER			1	100%	1
PALOMAR MEDICAL CENTER			1	100%	1
THE INTERNAL MEDICAL GROUP		1			1
VANDERBILT UNIVERSITY MEDICAL CENTER			1	100%	1
UNIVERSITY PLACE NURSING CENTER		1			1
Medicalodges Neosho			1	100%	1
TREASURE COAST MEDICAL CONCIERGE LLC			1	100%	1
PHOEBE PRIMARY CARE CAMILLA			1	100%	1
COLONIAL VILLA GOOD SAMARITAN CENTER		1			1
LIFEGUARD AMBULANCE SERVICE LLC - BAY COUNTY			1	100%	1
FLORIDA MEDICAL CLINIC PA GI			1	100%	1
HAYS CLINICAL LAB			1	100%	1
UHEALTH CORAL SPRINGS			1	100%	1
SKYRIDGE CLINICAL ASSOCIATES		1			1
WAKULLA URGENT CARE & DIAGNOSTIC			1	100%	1
VA ST LOUIS HEALTH CARE SYSTEM			1	100%	1
PALMETTO LANDING			1	100%	1
DILELLA			1	100%	1
SIPERSTEIN DERMATOLOGY LLC			1	100%	1
Heritage Health of Peru			1	100%	1
BROOKS REHAB			1	100%	1

COVID-19: testing by laboratory

Data through Feb 22, 2021 verified as of Feb 23, 2021 at 09:25 AM

Data in this report are provisional and subject to change.

The numbers in the table below represent the number of Florida and non-Florida residents for whom test results were received by the Department of Health. A person can be tested by more than one laboratory and can have both positive and negative results. **Therefore, the sum of the numbers in each column will be larger than the total number of people tested.**

Reporting lab	Inconclusive	Negative	Positive	Percent positive	Total
WYOMING COUNTY DEPARTMENT OF HEALTH		1			1
BRIDGEWAY CENTER INC			1	100%	1
NORTH BROWARD MEDICAL CENTER			1	100%	1
WillowBrooke Court at Westminster Village		1			1
OCEANVIEW NURSING AND REHABILITAION CENTER			1	100%	1
KROGER 915 - THE LITTLE CLINIC ANDERSON			1	100%	1
GATEWAY HEALTHCARE, PC			1	100%	1
MINUTECLINIC DIAGNOSTICS OF OKLAHOMA		1			1
KINGWOOD EMERGENCY HOSPITAL			1	100%	1
NORTHERN KENTUCKY HEALTH DEPARTMENT			1	100%	1
UMMC MIDTOWN CAMPUS			1	100%	1
ALAFAYA WOODS FAMILY MEDICAL CENTER		1			1
FAMILY PRACTICE ASSOCIATES		1			1
SOUTHEASTERN INTEGRATED MEDICAL PL			1	100%	1
Kroger 569 - The Little Clinic Gallatin		1			1
Excel Care Center			1	100%	1
MEMORIAL HERMANN MEDICAL GROUP-ATASCOCITA PEDS			1	100%	1
WINTER GARDEN CHILDREN'S HEALTH CENTERS			1	100%	1
SUNCOAST RESEARCH GROUP LLC			1	100%	1
Lemont Nursing and Rehab Center			1	100%	1
ROSE HAVEN NURSING CENTER		1			1
Grand Junction VAMC		1			1
ADVANCED INDIVIDUALIZED MEDICINE OF NAPLES			1	100%	1
HACKENSACK UNIVERSITY MEDICAL CENTER		1			1
Peninsula Nursing and Rehabilitation Center		1			1
EMERSON HOSPITAL LABORATORY			1	100%	1
AAA MEDICAL TESTING			1	100%	1
SYNERGY DIALYSIS INC			1	100%	1
Kroger 825 - The Little Clinic Dorothy Lane		1			1
MEDERI CARETENDERS			1	100%	1
Vi at Aventura		1			1
PEDIATRIC ASSOCIATES - DORAL			1	100%	1
POMPANO BEACH ARTIFICIAL KIDNEY CENTER			1	100%	1
EMPLOYEE WELLNESS PA			1	100%	1
Kroger 57 - The Little Clinic Jay C Charlestown		1			1
Brio of Johnston		1			1
TEMPUS_LABS			1	100%	1
CSL PLASMA LAB			1	100%	1
PRIMARY AND URGENT CARE			1	100%	1
Oakland Nursing and Rehabilitation Center		1			1
UNITYPOINT HEALTH TRINITY			1	100%	1
CHILDREN'S NATIONAL MEDICAL CENTER			1	100%	1
INFECTION CONTROL DEPT			1	100%	1
COLUMBIA CREST CARE & RAHAB		1			1
SPINE & PAIN CONSULTANT PLLC		1			1
EXPRESS PHARMACY INC		1			1
NORTH FL SOUTH GA HCS-LAKE CITY			1	100%	1

COVID-19: testing by laboratory

Data through Feb 22, 2021 verified as of Feb 23, 2021 at 09:25 AM

Data in this report are provisional and subject to change.

The numbers in the table below represent the number of Florida and non-Florida residents for whom test results were received by the Department of Health. A person can be tested by more than one laboratory and can have both positive and negative results. **Therefore, the sum of the numbers in each column will be larger than the total number of people tested.**

Reporting lab	Inconclusive	Negative	Positive	Percent positive	Total
WESTON COUNTY HEALTH SERVICES			1	100%	1
ASSOCIATESMD			1	100%	1
NORTH COUNTY MEDICAL LAB			1	100%	1
HALE KUPUNA HERITAGE HOME		1			1
CVS OH6164POCT DELAWARE		1			1
ALL CHILDRENS PEDIATRIC CLINIC			1	100%	1
SUNCOAST BEHAVIORAL HEALTH CENTER			1	100%	1
SANFORD HOME		1			1
HYDE PARK MEDICAL CENTER		1			1
			1	100%	1
TARRANT MEDICAL ASSOCIATES			1	100%	1
UMASS MEMORIAL/MARLBORO HOSPITAL			1	100%	1
WEXFORD HEALTH SOURCES INC		1			1
LAKE WALES DIALYSIS CENTER			1	100%	1
DEL PRADO MEDICAL CENTER, INC		1			1
FIT4LIFE MEDICAL CENTER			1	100%	1
SPARTA HEALTH & REHAB		1			1
Altenheim Senior Living		1			1
Crowne Place Assisted Living		1			1
PASTEUR MEDICAL HIALEAH GARDEN LLC			1	100%	1
INDIAN RIVER CLINICAL LABORATORY, INC.		1			1
COLLIER BLVD HMA PHYSICIANS MANAGEMENT LLC			1	100%	1
CARBON HEALTH			1	100%	1
BALLAD HEALTH MEDICAL ASSOCIATES URGENT CARE			1	100%	1
DOCTORS CARE - GREER		1			1
LAKE VISTA DIALYSIS			1	100%	1
HEALTH PLUS SUNRISE MEDICAL OFFICE			1	100%	1
MEDEXPRESS URGENT CARE - TOPEKA, SW WANAMAKER RD		1			1
FHPG INTERNAL MEDICINE OF BRANDON			1	100%	1
NEW SMYRNA BEACH AMBULATORY CARE CTR			1	100%	1
Lynwood		1			1
Good Samaritan Society - Albion		1			1
CONCIERGE INTERNAL MEDICINE ASSOCIATES			1	100%	1
BAPTIST HOSPITAL LABORATORY			1	100%	1
WATERS EDGE ELEMENTARY SCHOOL			1	100%	1
MEDICAL CENTER			1	100%	1
MISSION HOSPITAL			1	100%	1
Long Beach Care Center			1	100%	1
AUTUMN CARE OF STATESVILLE, LLC		1			1
BRITTNEY WHELIHAN IRWIN ARNP LLC			1	100%	1
MERITER LABORATORIES			1	100%	1
Kroger 753 - The Little Clinic Goss Avenue		1			1
NORDX			1	100%	1
Signature Healthcare of Palm Beach			1	100%	1
WRIGHT PATTERSON AFB MEDICAL CENTER			1	100%	1
WEST FLORIDA HOSPITAL LABORATORY			1	100%	1
Kroger 419 - The Little Clinic Farmington/Exeter		1			1

COVID-19: testing by laboratory

Data through Feb 22, 2021 verified as of Feb 23, 2021 at 09:25 AM

Data in this report are provisional and subject to change.

The numbers in the table below represent the number of Florida and non-Florida residents for whom test results were received by the Department of Health. A person can be tested by more than one laboratory and can have both positive and negative results. **Therefore, the sum of the numbers in each column will be larger than the total number of people tested.**

Reporting lab	Inconclusive	Negative	Positive	Percent positive	Total
JASPER MEMORIAL HOSPITAL		1			1
CVS IL2798POCT CHICAGO			1	100%	1
APS-SUMMIT CARE PHARMACY, LLC DBA OMNICARE		1			1
PEDIATRIC ASSOCIATES - MIAMI LAKES		1			1
NORTHSIDE FAMILY MEDICINE AND URGENT CARE (CUMMING)		1			1
ACCURATE HEALTH SERVICES CORP			1	100%	1
DAYTONA BEACH CENTRA CARE			1	100%	1
DOCTORS CARE - AIKEN MALL			1	100%	1
WELLMED AT LINEBAUGH AVE			1	100%	1
RESIDENCES AT MIAMI / REIGN GARDENS LLC, THE			1	100%	1
HELIX URGENT CARE			1	100%	1
HOSPICE OF MARION COUNTY INC			1	100%	1
Kroger - KR070300083			1	100%	1
VELOCITY URGENT CARE - REDMILL			1	100%	1
LEE MEMORIAL HOSPITAL OUTPATIENT SURGERY CENTER			1	100%	1
MISSOURI DEPARTMENT OF HEALTH AND SENIOR SERVICES - STATE PH LAB		1			1
Kroger 532 - The Little Clinic Murfreesboro		1			1
CHP COVID-19 (TX)			1	100%	1
MERITUS MEDICAL CENTER			1	100%	1
XSTREMEMD			1	100%	1
INTERNAL MEDICINE EMILIA MURRAY MD PA		1			1
PCR DIAGNOSTICS			1	100%	1
MICROBIOLOGY DEPARTMENT			1	100%	1
BAPTIST ASI			1	100%	1
MERCYONE DES MOINES MEDICAL CENTER			1	100%	1
MANCHESTER COMMONS		1			1
MIDDLETON PEDIATRICS			1	100%	1
Summit Medical Group Morristown Oncology		1			1
ABINGTON MEMORIAL HOSPITAL			1	100%	1
LABORATORIO MEDICO CENTRAL CONDOMINO MD			1	100%	1
YOUTH HEALTH CENTER OF HUNTINGTON		1			1
Harbert Hills Academy Nursing Home		1			1
MADISON AT OVIEDO			1	100%	1
Kroger 672 - The Little Clinic Bill Kennedy & Glenwood		1			1
CORMEUM LAB SERVICES, LLC			1	100%	1
ADVENTHEALTH MEDICAL GROUP PEDIATRICS DIABETES &			1	100%	1
BAPTIST HEALTH SURGERY CENTER AT NORTHPOINT			1	100%	1
CHRISTUS GOOD SHEPHERD MEDICAL CENTER			1	100%	1
ST. LUKE'S HOSPITAL			1	100%	1
Integrity Healthcare of Carbondale			1	100%	1
ARBOR DIAGNOSTICS, INC		1			1
CLEMENT MANOR HEALTH CENTER		1			1
PUBLIX PHARMACY #0332		1			1
RM PHARMACY SERVICES INC		1			1
MORNINGSIDE NURSING AND REHABILITATION		1			1
CONVENIENT MEDICAL AND HEALTH SERVICES			1	100%	1
ADVANTA LABS, LLC		1			1

COVID-19: testing by laboratory

Data through Feb 22, 2021 verified as of Feb 23, 2021 at 09:25 AM

Data in this report are provisional and subject to change.

The numbers in the table below represent the number of Florida and non-Florida residents for whom test results were received by the Department of Health. A person can be tested by more than one laboratory and can have both positive and negative results. **Therefore, the sum of the numbers in each column will be larger than the total number of people tested.**

Reporting lab	Inconclusive	Negative	Positive	Percent positive	Total
Hearthstone Nursing and Rehabilitation Center		1			1
DE TAR HOSPITAL			1	100%	1
KATHY L ANDERSON DO PA			1	100%	1
Essex Center for Rehabilitation and Healthcare		1			1
Kroger 629 - The Little Clinic Cartersville, GA Hwy 41		1			1
CLERMONT HEALTH DEPARTMENT			1	100%	1
CVS CA9823POCT SACRAMENTO		1			1
ORMC-ARDEN/EOI			1	100%	1
PASTEUR MEDICAL CENTER LLC		1			1
LSU MEDICAL CENTER			1	100%	1
St. Anne Home		1			1
Highland Ave. Eye Clinic		1			1
MEDERI CARETENDERS VS OF SE FL LLC DBA			1	100%	1
WALGREEN#12147		1			1
TREASURE COAST PRIMARY CARE		1			1
MISSION HOSPITAL – MEMORIAL CAMPUS			1	100%	1
CONCORDIA MANOR			1	100%	1
SIGNATURE CARE MEMORIAL CITY			1	100%	1
MED FIRST IMMEDIATE CARE AND FAMILY PRACTICE			1	100%	1
Walgreens #9620		1			1
MORGAN STANELY HEALTH CENTER		1			1
MEDEXPRESS URGENT CARE - DANVILLE		1			1
ST. JOHN HOSPITAL & MEDICAL CENTER			1	100%	1
ALL CARE URGENT CARE			1	100%	1
ADVENTHEALTH MEDICAL GROUP COMMUNITY MEDICINE			1	100%	1
VICTORIA PAIN AND REHABILITATION CENTER			1	100%	1
SISTERS MISSION			1	100%	1
MANOR CARE OF DELRAY BEACH FL LLC		1			1
PROVIDENCE ST PETER HOSPITAL		1			1
KIOSK MEDICINE OF KENTUCKY LLC		1			1
HILTON HEAD HOSPITAL/INPATIENT			1	100%	1
CARDIOLOGY AND FITNESS MEDICINE		1			1
WELLCARE URGENT CARE			1	100%	1
CVS AZ33POCT TEMPE		1			1
RAJ K PAI MD PA			1	100%	1
LABONE		1			1
PEACHEALTH LABORATORIES		1			1
1ST CHOICE URGENT CARE CENTER LLC			1	100%	1
WALGREENS #06025		1			1
HEARTLAND REGIONAL MEDICAL CENTER		1			1
HOME AIDE SVC OF EASTERN NY INC D/B/A		1			1
Kroger 895 - The Little Clinic Green Hills		1			1
WEST BOYNTON DIALYSIS			1	100%	1
THE TOLEDO HOSPITAL			1	100%	1
SPECTRUM LABORATORY			1	100%	1
Villages of St.Peters		1			1
PEDIATRIC PARTNERS OF ZEPHYRHILLS PA			1	100%	1

COVID-19: testing by laboratory

Data through Feb 22, 2021 verified as of Feb 23, 2021 at 09:25 AM

Data in this report are provisional and subject to change.

The numbers in the table below represent the number of Florida and non-Florida residents for whom test results were received by the Department of Health. A person can be tested by more than one laboratory and can have both positive and negative results. **Therefore, the sum of the numbers in each column will be larger than the total number of people tested.**

Reporting lab	Inconclusive	Negative	Positive	Percent positive	Total
Chateau Living Center			1	100%	1
PALM COAST DRAW STATION/AMERICAN HEALTH ASSOCIATES		1			1
CVS MO5727POCT PLATTE CITY		1			1
CARENOW URGENT CARE – SPRING			1	100%	1
OMNI HEALTHCARE URGENT CARE			1	100%	1
MIAMI CEREBRAL PALSY RESIDENTIAL			1	100%	1
MEA PRIMARY CARE PLUS BYRAM			1	100%	1
MINNESOTA DEPARTMENT OF HEALTH LABORATORY			1	100%	1
OHIO VALLEY MANOR NURSING &		1			1
ALL PEDIATRIC CARE PA			1	100%	1
WW Chem Auto SS			1	100%	1
BAPTIST HEALTH SURGERY CENTER			1	100%	1
CARE CONNECTIONS AT HOME LLC			1	100%	1
MERCY – NORTH IOWA			1	100%	1
RIVERSIDE COUNTY PUBLIC HEALTH LABORATORY			1	100%	1
PACE UNIVERSITY HEALTH CARE		1			1
HOLY CITY MED URGENT CARE			1	100%	1
IZ MEDICAL		1			1
Aspire Physical Recovery Center at Cahaba River		1			1
MEMORIAL MEDICAL CENTER			1	100%	1
UNIVERSITY URGENT CARE			1	100%	1
FLORIDA DEPARTMENT OF HEALTH IN CITRUS COUNTY		1			1
Regency Square			1	100%	1
NEMOURS CHILDRENS PRIMARY CARE CLERMONT			1	100%	1
THE MEDICAL CENTER AT BOWLING GREEN			1	100%	1
PIONEER CLINICAL RESEARCH LLC			1	100%	1
UNIVERSITY OF IOWA HOSPITALS & CLINICS			1	100%	1
CROSS CREEK HEALTH CARE		1			1
RICHMOND MEDICAL CENTER FOR WOMEN		1			1
MAYO CLINICAL LABORATORIES		1			1
Kroger 929 - The Little Clinic Corryville		1			1
PALM WEST INTERNIST PA			1	100%	1
BRUSHY CREEK FAMILY HOSPITAL			1	100%	1
UNITED HEALTHCARE			1	100%	1
PRIMARY & URGENT CARE CENTERS			1	100%	1
APOLLOMDX LLC			1	100%	1
CVS / PHARMACY #10794			1	100%	1
DEVLAB, LLC			1	100%	1
FIRST CARE OF GAINESVILLE			1	100%	1
CHC SOUTHWEST FLORIDA LAB-LIVE			1	100%	1
FAST PACE URGENT CARE			1	100%	1
PRIMARY CARE & PEDIATRICS - SHEPHERSTOWN		1			1
GRAND VIEW HOSPITAL			1	100%	1
Valley Center (WV)			1	100%	1
VA COMMUNITY BASED CLINIC - LAKE CITY			1	100%	1
CLEVELAND CLINIC AKRON GENERAL			1	100%	1
MCH PHYSICIANS GROUP			1	100%	1

COVID-19: testing by laboratory

Data through Feb 22, 2021 verified as of Feb 23, 2021 at 09:25 AM

Data in this report are provisional and subject to change.

The numbers in the table below represent the number of Florida and non-Florida residents for whom test results were received by the Department of Health. A person can be tested by more than one laboratory and can have both positive and negative results. **Therefore, the sum of the numbers in each column will be larger than the total number of people tested.**

Reporting lab	Inconclusive	Negative	Positive	Percent positive	Total
LIBERTY HEALTH CENTER			1	100%	1
SAINT ALPHONSUS REGIONAL MEDICAL CENTER			1	100%	1
ACUPATH LABORATORIES INC			1	100%	1
Grangeville Health and Rehab		1			1
CVS PA2687POCT EXTON		1			1
ST GERARD'S COMMUNITY OF CARE		1			1
LAKEVIEW REGIONAL HOSPITAL			1	100%	1
ALLIANCE MD DIRECT PRIMARY CARE			1	100%	1
MEDICAL SPECIALISTS OF THE PALM BEACHES INC			1	100%	1
WALGREENS #01398			1	100%	1
MAHONEY PEDIATRICS PA			1	100%	1
Walgreens #10988		1			1
AML DIAGNOSTICS- ADV TESTING IN METABOLIC MEDICINE			1	100%	1
ELATION HEALTH		1			1
MEDCOR CORPORATE CLINIC			1	100%	1
HUMC		1			1
PATHOLOGY		1			1
CVS CA9103POCT ESCONDIDO		1			1
SC-GA2018 MCCORMICK REHAB & HEALTHCARE		1			1
EASTSIDE URGENT CARE			1	100%	1
SOUTH FLORIDA RESEARCH ORGANIZATION			1	100%	1
TRUMAN MEDICAL CENTER - HOSPITAL HILL			1	100%	1
Kroger 541 - The Little Clinic Long Hollow Pike		1			1
ALPHA CLINICAL LABORATORY CORP.			1	100%	1
NORTHSIDE HOSPITAL DULUTH			1	100%	1
LIFELINK OF FLORIDA			1	100%	1
WARREN GENERAL HOSPITAL			1	100%	1
SLIDELL MEMORIAL HOSPITAL			1	100%	1
ICARE		1			1
TITUSVILLE TOWERS ASSISTED LIVING		1			1
HAVASU REGIONAL MEDICAL CENTER			1	100%	1
MEDEXPRESS URGENT CARE - PATRICK STREE			1	100%	1
FIU HEALTH CARE CENTER			1	100%	1
RESTORE MEDICAL PARTNERS PLLC			1	100%	1
OAK HAVEN REHAB AND NURSING CENTER			1	100%	1
MAYO CLINIC OUTPATIENT DIALYSIS CENTER			1	100%	1
CVS NE8616POCT LINCOLN		1			1
MCLEOD MEMORIAL HOSPITAL CLARENDON			1	100%	1
MAYO CLINIC BEACHES PRIMARY CARE CTR		1			1
CIMA MEDICAL CENTER			1	100%	1
INTEGRATED GENETICS SEQUENOM		1			1
MINUTECLINIC, LLC #07876			1	100%	1
CENTRAL JERSEY URGENT CARE OF EATONTOW		1			1
MARYLAND DEPARTMENT OF HEALTH AND MENTAL HYGIENE-LABORATORIES			1	100%	1
EDWARD HOSPITAL			1	100%	1
CVS NC3853POCT BURLINGTON		1			1
CITY OF WEST PALM BEACH EMPLOYEE & FAMILY HEALTH		1			1

COVID-19: testing by laboratory

Data through Feb 22, 2021 verified as of Feb 23, 2021 at 09:25 AM

Data in this report are provisional and subject to change.

The numbers in the table below represent the number of Florida and non-Florida residents for whom test results were received by the Department of Health. A person can be tested by more than one laboratory and can have both positive and negative results. **Therefore, the sum of the numbers in each column will be larger than the total number of people tested.**

Reporting lab	Inconclusive	Negative	Positive	Percent positive	Total
Virginia Gay Nursing and Rehab		1			1
NORTHEAST FLORIDA HEALTH SERVICES			1	100%	1
HARDIN MEMORIAL HOSPITAL - HEARTLAND PATHOLOGY CONSULTANTS			1	100%	1
ASCENSION ST VINCENT'S - WESTSIDE			1	100%	1
DEACONESS URGENT CARE CENTER			1	100%	1
CVS IN6555POCT BROWNSBURG		1			1
LAKE REGIONAL HEALTH			1	100%	1
LAB PLUS, LLC AT ASCENSION SAINT THOMA		1			1
Country View of Sunbury			1	100%	1
NORTH PALM BEACH DIALYSIS CENTER			1	100%	1
BAPTIST HEALTH EXPRESS CARE			1	100%	1
ST.ELIZABETH HEALTH CENTER	1				1
ABBOTT LABORATORIES - OCCUPATIONAL HEALTH SERVICES			1	100%	1
FLORIDA HEART AND VASCULAR MULTISPECIALTY GROUP PA			1	100%	1
YOUR HEALTH PEDIATRICS INC			1	100%	1
SANCHEZ CAZAU MEDICAL GROUP			1	100%	1
15 TO KNOW			1	100%	1
LABTOX LABORATORIES			1	100%	1
ENCOMPASS HEALTH REHABILITATION HOSPITAL OF MIAMI			1	100%	1
CVS AZ5892POCT LAVEEN		1			1
AFTER HOURS CLINIC			1	100%	1
KROGER 785 - THE LITTLE CLINIC DIXIE HWY		1			1
FRASER MEMORIAL HOSPITAL			1	100%	1
UF HEALTH THE VILLAGES			1	100%	1
MINUTECLINIC DIAGNOSTIC OF VIRGINIA, LLC		1			1
DW MCMILLAN MEMORIAL HOSPITAL LABORATORY			1	100%	1
SUNCOAST COMMUNITY HEALTH CENTERS INC		1			1
COMMONWEALTH OF VIRGINIA DIVISION OF CONSOLIDATED LABORATORY SERVICES			1	100%	1
Kroger 49 - The Little Clinic Wichita - 21st St.			1	100%	1
SOUTHERN WINDS			1	100%	1
UT HEALTH RGV CLINICAL LABORATORY			1	100%	1
The Carrington		1			1
CORPUS CHRISTI MEDICAL CENTER			1	100%	1
MIL LAKE HEALTHCARE CENTER INC PEDIATRICS			1	100%	1
CVS OH3980POCT KENT		1			1
LABTEST LLC LABTEST DIAGNOSTICS			1	100%	1
MOSOLF PEDIATRICS PA			1	100%	1
NORTHEAST BAPTIST HOSPITAL			1	100%	1
LAB PLUS, LLC			1	100%	1
ADVENT HEALTH - OWASA			1	100%	1
Tremont Health & Rehabilitation Center		1			1
MEDPOST - NORTH DALLAS			1	100%	1
BREVARD FAMILY WALK IN CLINIC			1	100%	1
Kroger 367 - The Little Clinic Walton		1			1
MEDICAL ASSOCIATES OF PINELLAS - LAB			1	100%	1
ARIZONA STATE LABORATORY			1	100%	1
NICKLAUS CHILDREN'S DORAL OUTPATIENT CENTER			1	100%	1

COVID-19: testing by laboratory

Data through Feb 22, 2021 verified as of Feb 23, 2021 at 09:25 AM

Data in this report are provisional and subject to change.

The numbers in the table below represent the number of Florida and non-Florida residents for whom test results were received by the Department of Health. A person can be tested by more than one laboratory and can have both positive and negative results. **Therefore, the sum of the numbers in each column will be larger than the total number of people tested.**

Reporting lab	Inconclusive	Negative	Positive	Percent positive	Total
PULMONARY MEDICINE		1			1
MARTIN ARMY COMMUNITY HOSPITAL			1	100%	1
MEDEXPRESS URGENT CARE CHICOPEE			1	100%	1
CSI LABORATORIES FLORIDA			1	100%	1
Kroger 717 - The Little Clinic Dolphin Drive			1	100%	1
NORTHSIDE FAMILY MEDICINE		1			1
CARESPOT - OCOEE			1	100%	1
PANCARE HEALTH - CARR ELEM & MIDDLE SCHOOL			1	100%	1
ST JOHNS EPISCOPAL HOSPITAL SOUTH SHORE		1			1
CORNERSTONE OF RECOVERY INC		1			1
MERCY GENERAL HOSPITAL			1	100%	1
COX HEALTH SOUTH LAB			1	100%	1
MEDEXPRESS URGENT CARE - WAYNESBURG		1			1
MANHATTAN COLLEGE HEALTH SERVICES		1			1
HCA HOUSTON ER 24/7			1	100%	1
Walgreens #10851		1			1
SPRING VALLEY HOSPITAL MEDICAL CENTER			1	100%	1
MEDEXPRESS URGENT CARE, EDWARDSVILLE		1			1
CVS MA969POCT PALMER		1			1
Smg/North Jersey Hematology & Oncology		1			1
JUPITER PEDIATRIC ASSOCIATES, PA			1	100%	1
CVS OH2486POCT NILES			1	100%	1
KNOX COMMUNITY HOSPITAL			1	100%	1
MARINA DEL REY HOSPITAL LAB			1	100%	1
CRYSTAL RIVER FIRE DEPARTMENT			1	100%	1
WEST FLORIDA MEDICAL ASSOCIATES PA			1	100%	1
Life Care Center of Auburn		1			1
St Mary's d'Youville Pavilion		1			1
MEDSTAR URGENT CARE, LLC			1	100%	1
MED & CO INVESTMENT LLC		1			1
CVS SC2250POCT COLUMBIA		1			1
URGENT CARE OF KANSAS CITY			1	100%	1
UNIVERSITY OF SOUTH FLORIDA			1	100%	1
VALLEY HOSPITAL MEDICAL CENTER		1			1
KAISER PERMANENTE REGIONAL REFERENCE LABORATORY		1			1
LP ELIZABETHTON		1			1
AMD			1	100%	1
OPTUM OF HIALEAH		1			1
INLET CONCIERGE MEDICINE			1	100%	1
CVS NE2741POCT LA VISTA		1			1
Sherwood Oaks Health Center			1	100%	1
ASSOCIATES MD MEDICAL GROUP INC			1	100%	1
KENDALL PEDIATRICS PARTNERS LLC			1	100%	1
CVS NC7057POCT SHELBY		1			1
JP MORGAN CHASE HEALTH SERVICES			1	100%	1
UW MEDICINE CHU LAB			1	100%	1
NFRC CLINICAL LAB			1	100%	1

COVID-19: testing by laboratory

Data through Feb 22, 2021 verified as of Feb 23, 2021 at 09:25 AM

Data in this report are provisional and subject to change.

The numbers in the table below represent the number of Florida and non-Florida residents for whom test results were received by the Department of Health. A person can be tested by more than one laboratory and can have both positive and negative results. **Therefore, the sum of the numbers in each column will be larger than the total number of people tested.**

Reporting lab	Inconclusive	Negative	Positive	Percent positive	Total
JACKSBORO URGENT CARE			1	100%	1
CATSKILL REGIONAL MEDICAL CENTER		1			1
YOUR HEALTH PEDIATRICS			1	100%	1
UPSON REGIONAL MEDICAL CENTER			1	100%	1
TERRELL URGENT CARE			1	100%	1
CVS OH3458POCT BEAVERCREEK		1			1
ANDERSON REGIONAL MEDICAL CENTER			1	100%	1
WEST PENSACOLA DIALYSIS CENTER			1	100%	1
WATERBURY HOSPITAL REFERENCE LAB			1	100%	1
bishop rehabilitation and nursing center		1			1
MEASE MANOR MEMORY CARE		1			1
MID FLORIDA COMMUNITY SERVICES			1	100%	1
DIVERSICARE OF BIG SPRINGS		1			1
PREMIER FAMILY AND SPORTS MEDICINE LLC			1	100%	1
Shelbyville Manor		1			1
ASSISTED LIVING AT TREZEVANT		1			1
RENOWN REGIONAL MEDICAL CENTER			1	100%	1
HARDEE COUNTY FIRE RESCUE		1			1
VIP FAMILY PRACTICE			1	100%	1
ANDREWS INSTITUTE AMBULATORY SURGERY CENTER		1			1
Walgreens #5914		1			1
Sanford Health & Rehabilitation			1	100%	1
HELEN HAYES HOSPITAL LABORATORY		1			1
SACRED HEART MEDICAL CENTER			1	100%	1
LIFESPAN HEALTH - SELMER		1			1
UNIVERSITY OF MIAMI PRIMARY CARE SITE UMHC 3039			1	100%	1
Northern Nevada State Veterans Home		1			1
The Palms Nursing and Rehabilitation		1			1
SELF REGIONAL HEALTHCARE			1	100%	1
CVS MA41POCT TAUNTON		1			1
CVS TX10016POCT PRINCETON		1			1
CVS MA2125POCT NATICK		1			1
UHS BINGHAMTON GENERAL			1	100%	1
WVU MEDICINE - WESTON			1	100%	1
Kroger 395 - The Little Clinic Blanchester		1			1
NEMOURS CHILDREN'S PRIMARY CARE, ST CLOUD			1	100%	1
CENTRAL FL INTERNAL MEDICINE ASSOCIATES LLC		1			1
SHANNON MEDICAL CENTER			1	100%	1
Kroger 350 - The Little Clinic New Cut Road		1			1
NEW YORK UNIVERSITY MEDICAL CENTER			1	100%	1
MIAMI VASCULAR SURGERY			1	100%	1
FINLAY MEDICAL RESEARCH CORP			1	100%	1
UNIVERSITY OF VERMONT MEDICAL CENTER			1	100%	1
ALBANY MEDICAL CENTER			1	100%	1
ISLANDS ASSISTED LIVING FACILITY,THE			1	100%	1
WESTCOAST FAMILY PRACTICE		1			1
PM PEDIATRICS OF BAYSIDE, PLLC - RIVE		1			1

COVID-19: testing by laboratory

Data through Feb 22, 2021 verified as of Feb 23, 2021 at 09:25 AM

Data in this report are provisional and subject to change.

The numbers in the table below represent the number of Florida and non-Florida residents for whom test results were received by the Department of Health. A person can be tested by more than one laboratory and can have both positive and negative results. **Therefore, the sum of the numbers in each column will be larger than the total number of people tested.**

Reporting lab	Inconclusive	Negative	Positive	Percent positive	Total
NEW HORIZON PRIMARY CARE LLC			1	100%	1
2504-HOMEWOOD		1			1
EVENTIDE LUTHERAN HOME		1			1
CENTRAL CAROLINA HOSPITAL			1	100%	1
Salem Hills Rehabilitation and Nursing Center		1			1
Crestwood Nursing Center		1			1
PM PEDIATRICS PC			1	100%	1
Garden Villa Bedford		1			1
DIGNITY HEALING LLC			1	100%	1
STANLY REGIONAL MEDICAL CENTER			1	100%	1
COSTCO PHARMACY #1023			1	100%	1
ROAN MOUNTAIN MEDICAL CENTER			1	100%	1
NORTH SHORE HEMATOLOGY-ONCOLOGY ASSOCI		1			1
ONPOINT URGENT CARE			1	100%	1
SHARON REGIONAL MEDICAL CENTER			1	100%	1
THE CHILDREN'S HOSPITAL OF PHILADELPHIA		1			1
CVS KS8573POCT OVERLAND PARK		1			1
Village Crest Center for Health & Rehabilitation		1			1
URGENT CARE OF FORT LAUDERDALE INC			1	100%	1
SOMA MEDICAL CENTER PA #2 OAKLAND			1	100%	1
MY WELLNESS EXPRESS			1	100%	1
NORTH SHORE HEMATOLOGY-ONCOLOGY ASSOCIATES		1			1
FLORIDA STATE UNIVERSITY HEALTH SERVICES			1	100%	1
JOHNSON MEDICAL SERVICES			1	100%	1
CENTRAL TX URGENT CARE			1	100%	1
QUICKCARE HEALTH, INC			1	100%	1
BLANCHARD VALLEY HOSPITAL LABORATORY			1	100%	1
FLORIDA MEDICAL CLINIC, LLC			1	100%	1
CVS OH4300POCT STRONGSVILLE		1			1
BOCA CIEGA CENTER			1	100%	1
GARDEN VIEW CARE CENTER		1			1
BROOKDALE FORT MYERS LAKES PARK			1	100%	1
EXPRESS WALK IN MEDICAL CENTER			1	100%	1
CENTRAL JERSEY URGENT CARE OF GREEN BR		1			1
The Evangelical Lutheran Good Samaritan Society Prescott Village		1			1
Kingston Care Center of Fort Wayne		1			1
Kroger 970 - The Little Clinic Westfield			1	100%	1
CVS OH3306POCT AKRON		1			1
BSA PHYSICIANS GROUP, INC D/B/A BSA FAMILY MEDICAL			1	100%	1
SOUTHEAST MISSOURI HOSPITAL		1			1
MED-LAKE LABORATORY, LLC			1	100%	1
Kroger 618 - The Little Clinic Trail Creek Village		1			1
VILLAGES HEALTH SYSTEM, LLC, THE			1	100%	1
Cooperstown Center for Nursing and Rehabillitation		1			1
LABORATORY SERVICES SGHS - CAMDEN		1			1
HEALTHCARE FOR THE HOMELESS			1	100%	1
TREASURE COAST COMMUNITY HEALTH INC			1	100%	1

COVID-19: testing by laboratory

Data through Feb 22, 2021 verified as of Feb 23, 2021 at 09:25 AM

Data in this report are provisional and subject to change.

The numbers in the table below represent the number of Florida and non-Florida residents for whom test results were received by the Department of Health. A person can be tested by more than one laboratory and can have both positive and negative results. **Therefore, the sum of the numbers in each column will be larger than the total number of people tested.**

Reporting lab	Inconclusive	Negative	Positive	Percent positive	Total
Kroger 519 - The Little Clinic Staples Mill Road		1			1
CVS AZ10529POCT SCOTTSDALE		1			1
Douglas County Health Center		1			1
KNAPP MEDICAL GROUP			1	100%	1
Portsmouth Health and Rehab			1	100%	1
Belvoir Woods Health Care Center at The Fairfax		1			1
Manor Care Health Care Services - Williamsport North		1			1
MARQUETTE GENERAL HOSPITAL			1	100%	1
WMC HEALTH GROUP OF KISSIMMEE LLC			1	100%	1
JOHN PETER SMITH HOSPITAL- OB TRIAGE			1	100%	1
CVS AZ3749POCT GOODYEAR		1			1
TAMPA GENERAL MEDICAL GROUP LABORATORY HEALTHPARK			1	100%	1
MEMORIAL SATILLA HEALTH			1	100%	1
CHIPLEY DIALYSIS			1	100%	1
HEART HOSPITAL OF LAFAYETTE: EMERGENCY ROOM			1	100%	1
DECATUR MORGAN HOSPITAL - DECATUR GENE		1			1
EXAC CARE CROSSVILLE		1			1
TMH PHYSICIAN PARTNERS			1	100%	1
ASHLEY PEDIATRICS DAY & NIGHT CLINIC			1	100%	1
MED TECH CLINICAL LABORATORY		1			1
NANCY M WORTHINGTON MD PA			1	100%	1
ELAN MANATEE			1	100%	1
ASHLEY PEDICATRICS DAY AND NIGHT CLINIC			1	100%	1
WINCHESTER HOSPITAL			1	100%	1
GUTHRIE CORNING HOSPITAL LABORATORY		1			1
CVS TX3292POCT WYLIE		1			1
PATIENT FIRST-GENERAL BOOTH			1	100%	1
Jacaranda Manor			1	100%	1
BAPTIST HEALTH PRIMARY CARE AT DORAL			1	100%	1
FAMILY MEDICINE AT CELEBRATION		1			1
POINTE MEDICAL SERVICES INC			1	100%	1
Kroger 923 - The Little Clinic Centerville		1			1
NORTHEAST TEXAS DIALYSIS		1			1
PEDIATRIC PARTNERS			1	100%	1
Diversicare of Smyrna		1			1
GUIDEWELL EMERGENCY MEDICINE DOCTORS LLC #33			1	100%	1
HENRY FORD WEST BLOOMFIELD HOSPITAL			1	100%	1
GIBSON AREA PRIMARY CARE			1	100%	1
WALGREENS #10308		1			1
METRO HEALTH HOSPITAL LABORATORY		1			1
URGENT CARE OF COASTAL GEORGIA			1	100%	1
Parkview Care Center			1	100%	1
Autumn Care of Suffolk		1			1
LAKELAND MEDICAL CENTER			1	100%	1
WESLEY MEDICAL CENTER			1	100%	1
RAYMOND F CARON MD			1	100%	1
MAJESTIC OAKS			1	100%	1

COVID-19: testing by laboratory

Data through Feb 22, 2021 verified as of Feb 23, 2021 at 09:25 AM

Data in this report are provisional and subject to change.

The numbers in the table below represent the number of Florida and non-Florida residents for whom test results were received by the Department of Health. A person can be tested by more than one laboratory and can have both positive and negative results. **Therefore, the sum of the numbers in each column will be larger than the total number of people tested.**

Reporting lab	Inconclusive	Negative	Positive	Percent positive	Total
ALIMETRIX INC		1			1
PALM COTTAGE OPERATOR LLC			1	100%	1
Alden Lincoln Park			1	100%	1
Walgreens #11724		1			1
MT SINA1 HOSPICE			1	100%	1
Birmingham Nursing & Rehab Center		1			1
BAYMEADOWS PEDIATRIC CARE		1			1
LOPEZ		1			1
UF HEALTH - WILDLIGHT			1	100%	1
LOURDES URGENT CARE			1	100%	1
THE CLINIC ON SIXTH			1	100%	1
SKY RIDGE MEDICAL CENTER - MICRO			1	100%	1
SHAMRA MEDICAL LABORATORY			1	100%	1
HENRY FORD HOSPITAL			1	100%	1
COVE AT THE MARBELLA,THE			1	100%	1
VA Primary Care Clinic at Meharry		1			1
Kroger 894 - The Little Clinic NEC		1			1
BAPTIST EMERGENCY HOSPITAL - KELLY			1	100%	1
WOOD COUNTY HEALTH DEPARTMENT			1	100%	1
ELKTON TRANSITIONAL CARE CENTER		1			1
PREMIER PEDIATRICS			1	100%	1
GATEWAY FAMILY HEALTH CLINIC			1	100%	1
GREATER MIAMI DIALYSIS			1	100%	1
PLANT CITY FAMILY CARE		1			1
ADVANCED LABORATORY SERVICES			1	100%	1
ASCARATE DIALYSIS			1	100%	1
URGENTMED PLANTATION			1	100%	1
HUDSON REGIONAL HOSPITAL			1	100%	1
NORTH FLORIDA CHILD DEVELOPMENT, INC			1	100%	1
MODERN URGENT CARE			1	100%	1
Kroger 97 - The Little Clinic Hutchinson		1			1
Waddell Nursing & Rehab Center		1			1
SYCAMORE MEDICAL CENTER-KETTERING HEALTH NETWORK			1	100%	1
KINGWOOD EMERGENCY CENTER			1	100%	1
Brookdale Southside			1	100%	1
ORANGE PEDIATRICS PA			1	100%	1
Longwood Community Living Center		1			1
CHILTON MEDICAL CENTER		1			1
C V S / PHARMACY #4396		1			1
CARE STATION MEDICAL GROUP		1			1
Grays Harbor Health and Rehabilitation		1			1
ADDINGTON PLACE EAST LAKE		1			1
CARENOW-MONTGOMERY			1	100%	1
MIDWEST COVENANT HOME, INC		1			1
Livingston County Center for Nursing and Rehabilitation		1			1
MEMORIAL HOSPITAL MIRAMAR WAIVED TESTING			1	100%	1
CENTRAL FLORIDA HOSPITALIST			1	100%	1

COVID-19: testing by laboratory

Data through Feb 22, 2021 verified as of Feb 23, 2021 at 09:25 AM

Data in this report are provisional and subject to change.

The numbers in the table below represent the number of Florida and non-Florida residents for whom test results were received by the Department of Health. A person can be tested by more than one laboratory and can have both positive and negative results. **Therefore, the sum of the numbers in each column will be larger than the total number of people tested.**

Reporting lab	Inconclusive	Negative	Positive	Percent positive	Total
UT MD ANDERSON CANCER CENTER-TUMOR MARKER LAB			1	100%	1
EAST SIDE CLINICAL LABORATORY			1	100%	1
PALMETTO PRIMARY CARE PHYSICIANS			1	100%	1
MEDICAL ARTS LABORATORY			1	100%	1
Kroger 523 - The Little Clinic Dickson			1	100%	1
JACKSONVILLE VA OPC			1	100%	1
MOSAIC MEDICAL CENTER MARYVILLE			1	100%	1
GEORGETOWN URGENT CARE			1	100%	1
NORTH OKALOOSA PHYSICIAN GRP - WALK IN CLINIC			1	100%	1
BAYLOR SCOTT AND WHITE MEDICAL CENTER -CENTENTENNIAL			1	100%	1
UPMC NORTHWEST HOSPITAL			1	100%	1
OCCUPATIONAL HEALTH CENTER		1			1
Bethany Manor		1			1
ISLAND NURSING HOME			1	100%	1
NORTH SHORE HEMATOLOGY-ONCOLOGY ASSOCIATES PC		1			1
KENNEDY BOULEVARD DIALYSIS			1	100%	1
NORTH PALM CHIDRENS PHYSICIANS			1	100%	1
PRACTITIONERS IN MOTION			1	100%	1
FLAGLER COUNTY BOARD OF COUNTY COMMISSIONERS			1	100%	1
Kroger 682 - The Little Clinic Combs and Gantzel		1			1
LITTLE COMPANY OF MARY HOSPITAL			1	100%	1
Princeton Place			1	100%	1
USF PHYSICIANS GROUP			1	100%	1
PENINSULA REGIONAL MED CTR LAB			1	100%	1
PATHLAB SERVICES			1	100%	1
BAYSTATE REFERENCE LABORATORY			1	100%	1
FLORIDA HOSPITAL TRANSPLANT CENTER		1			1
PRIMARY CARE GROUP LLC		1			1
EASTGENE LABORATORIES		1			1
Garden View Care Center at Dougherty Ferry		1			1
WINDSOR MANOR			1	100%	1
LEHIGH PULMONARY ASSOCIATES			1	100%	1
MINUTE CLINIC DIAGNOSTICS OF IN, LLC #6252		1			1
LAKESIDE MEDICAL CENTER		1			1
LAKEWOOD RANCH MEDICAL GROUP LLC			1	100%	1
PHYSICIANS IMMEDIATE CARE			1	100%	1
ST. MARY MEDICAL CENTER		1			1
SAINT BARNABAS MEDICAL CENTER		1			1
SUREPOINT URGENT CARE PADRE ISLAND			1	100%	1
FAMILY MEDICAL CENTER		1			1
SPEARE MEMORIAL HOSPITAL			1	100%	1
WY RETIREMENT CENTER		1			1
BRIAN C GRINER MD LLC			1	100%	1
EILEEN TURBESSI MD PA		1			1
FLORHAM PARK ENDOSCOPY CENTER		1			1
GOLDING-GRANADO MEDICAL ASSOCIATES		1			1
Springdale Village		1			1

COVID-19: testing by laboratory

Data through Feb 22, 2021 verified as of Feb 23, 2021 at 09:25 AM

Data in this report are provisional and subject to change.

The numbers in the table below represent the number of Florida and non-Florida residents for whom test results were received by the Department of Health. A person can be tested by more than one laboratory and can have both positive and negative results. **Therefore, the sum of the numbers in each column will be larger than the total number of people tested.**

Reporting lab	Inconclusive	Negative	Positive	Percent positive	Total
NORTH CAROLINA STATE LABORATORY OF PUBLIC HEALTH, SPECTRUM LAB NETWORK			1	100%	1
HEALTH FIRST HOME CARE		1			1
CVS AZ9210POCT SCOTTSDALE		1			1
WEST BOCA MEDICAL CENTER			1	100%	1
NONA MEDICAL ARTS		1			1
MINUTE CLINIC DIAGNOSTIC PA			1	100%	1
ORLANDO HEALTH MEDICAL GROUP			1	100%	1
MEDCARE-GARNERS FERRY			1	100%	1
PROVIDENCE ST. PATRICK HOSPITAL			1	100%	1
TITUSVILLE REHABILITATION AND NURSING CENTER		1			1
CVS AZ7841POCT TUCSON		1			1
CLINICAL PATHOLOGY LABORATORIES SOUTHEAST INC			1	100%	1
PALM BEACH COUNTY HEALTH DEPT.			1	100%	1
FLORIDA CLINICAL LABORATORY INC DBA			1	100%	1
ROSE MEDICAL CENTER LAB			1	100%	1
NORTHWEST TEXAS HEALTHCARE SYSTEM,INC			1	100%	1
MYCLINIC, INC			1	100%	1
HALIFAX HEALTH PRIMARY CARE			1	100%	1
CARENOW MIDTOWN			1	100%	1
CVS MA920POCT CLINTON		1			1
NULEASE MEDICAL SOLUTIONS			1	100%	1
ACCESS FAMILY CARE LLC			1	100%	1
WEST PALM BEACH PHARMACEUTICALS LLC			1	100%	1
PRISMA HEALTH TUOMEY LABORATORY			1	100%	1
USA Healthcare LTC, LLC - Folsom Center for Rehabilitation & Healthca		1			1
THEDACARE FAMILY MEDICINE GATEWAY			1	100%	1
ANSWERS RESOURCE FACILITY		1			1
PANCARE HEALTH - NORTHSIDE ELEMENTARY			1	100%	1
GILBERT MEDICAL GROUP			1	100%	1
SEASONS HOSPICE AND PALLIATIVE CARE OF			1	100%	1
CVS CA9715POCT THOUSAND OAKS		1			1
Trucare Living Centers - Columbus		1			1
ELEMENTS PHARMACY			1	100%	1
Eddy Memorial Geriatric Center		1			1
MALUHIA		1			1
TUNIS STREET GROUP HOME		1			1
MEDICAL CITY NORTH HILLS			1	100%	1
SOLARIS HEALTHCARE PLANT CITY		1			1
CVS OH4359POCT HUDSON		1			1
BROOKDALE AVONDALE (BU 04360)			1	100%	1
CVS CA9803POCT RIVERSIDE		1			1
HIBISCUS COURT			1	100%	1
MARYLAND DEPARTMENT OF HEALTH AND MENTAL HYGIENE			1	100%	1
COMMUNITY MEDICAL CARE			1	100%	1
HAWKEYE CARE CENTER DUBUQUE		1			1
PARK AVENUE DERMATOLOGY NORTH			1	100%	1
ORLANDO HEALTH PHYSICIAN GROUP INC			1	100%	1

COVID-19: testing by laboratory

Data through Feb 22, 2021 verified as of Feb 23, 2021 at 09:25 AM

Data in this report are provisional and subject to change.

The numbers in the table below represent the number of Florida and non-Florida residents for whom test results were received by the Department of Health. A person can be tested by more than one laboratory and can have both positive and negative results. **Therefore, the sum of the numbers in each column will be larger than the total number of people tested.**

Reporting lab	Inconclusive	Negative	Positive	Percent positive	Total
ORMOND MEDICAL ARTS FAMILY PRACTICE PL			1	100%	1
SHP WESTCHESTER LLC		1			1
VIRGINIA UROLOGY		1			1
BETHESDA HOSPITAL			1	100%	1
Metairie Healthcare Center			1	100%	1
BEST CARE COMMUNITY AND FAMILY HEALTH CENTER INC			1	100%	1
TWIN			1	100%	1
MID-FLORIDA CANCER CENTERS		1			1
DIGNITY HEALTH GOHEALTH		1			1
INDIGO PALMS			1	100%	1
PM PEDIATRICS OF BAYSIDE PLLC - BELLER		1			1
CVS IN6608POCT NEW PALESTINE			1	100%	1
CARESPOT - LEE VISTA			1	100%	1
ANY LAB TEST FAST CORP			1	100%	1
CVS SC5479POCT INDIAN LAND		1			1
MEADOWS PARK HEALTH AND REHABILITATION		1			1
LabCorp of America			1	100%	1
Monument Health Custer Care Center		1			1
MEDICAL ASSOCIATES OF BREVARD LLC		1			1
BAXTER REGIONAL MEDICAL CENTER			1	100%	1
TRAVIS LEE THOMPSON MD			1	100%	1
ST LUKES SURGICAL AT THE VILLAGES INC			1	100%	1
HOWELL BRANCH COURT			1	100%	1
MEDICAL CITY DENTON			1	100%	1
WAYCROSS INTRTNAL MEDICINE			1	100%	1
Vibrantlife of El Paso Rehabilitation Center			1	100%	1
Allen Health and Rehabilitation		1			1
Southwest Louisiana Veterans Home			1	100%	1
GREYSTONE HOME HEALTH OF GREATER ORLANDO LLC		1			1
CHILDREN'S MEMORIAL HOSPITAL			1	100%	1
GEORGE WASHINGTON UNIVERSITY HOSPITAL			1	100%	1
TMH PHYSICIAN PARTNERS WAKULLA			1	100%	1
AUSTIN URGENT CARE			1	100%	1
SSC NASHVILLE OPERATING CO LLC D/B/A		1			1
BRISTOL CHILDRENS CLINIC			1	100%	1
Imperial Healthcare Centre			1	100%	1
HEALTH EXPRESS		1			1
Kroger - KR003500568			1	100%	1
EAST RIDGE RETIREMENT VILLAGE INC		1			1
HEALTHCARE ASSOCIATES OF IRVING, LLP			1	100%	1
Ohman Family Living at Holly Assisted Living		1			1
Kroger 465 - The Little Clinic Oakley		1			1
VIVEX/UMTB BIOMEDICAL			1	100%	1
OPTUM MEDICAL CLINIC IN ROCKRIMMON			1	100%	1
CENTRAL ALABAMA HEALTH CARE SYSTEM			1	100%	1
Kroger 682 - The Little Clinic New Holland Market			1	100%	1
QUEST INC			1	100%	1

COVID-19: testing by laboratory

Data through Feb 22, 2021 verified as of Feb 23, 2021 at 09:25 AM

Data in this report are provisional and subject to change.

The numbers in the table below represent the number of Florida and non-Florida residents for whom test results were received by the Department of Health. A person can be tested by more than one laboratory and can have both positive and negative results. **Therefore, the sum of the numbers in each column will be larger than the total number of people tested.**

Reporting lab	Inconclusive	Negative	Positive	Percent positive	Total
Brynwood Health & Rehabilitation Center			1	100%	1
PLEASANT RIDGE MANOR WEST		1			1
INHEALTH LIFE SCIENCES LLC			1	100%	1
KIDSVILLE PEDIATRICS III PA			1	100%	1
NULL			1	100%	1
FIRST PHYSICIANS GROUP - LORRAINE CORNERS		1			1
BASCOM PALMER-MICRO LAB			1	100%	1
ARNOLD PALMER HOSPITAL LAB POCT		1			1
CENTRAL FLORIDA INTERNAL OCCUPATIONAL AND		1			1
LEXINGTON HOSPITAL CORPORATION			1	100%	1
CONWAY - SHERWOOD URGENT CARE			1	100%	1
SHAH			1	100%	1
MD NOW URGENT CARE			1	100%	1
WINTER PARK MEMORIAL HOSPITAL LABORATORY		1			1
FLAGLER CARE CENTER			1	100%	1
ARTESIAN HOME		1			1
PENNY PEDIATRICS		1			1
FAMILY MEDICAL CENTERS			1	100%	1
KEATING SPORTS CENTER		1			1
ULTIMATE KIDNEY CARE			1	100%	1
PERRY COUNTY NURSING HOME		1			1
PUBLIX PHARMACY #1114			1	100%	1
CVS GA5622POCT DALLAS		1			1
OMC PRIMARY CARE - HOSPITAL CAMPUS			1	100%	1
TEXAS HEALTH ARLINGTON MEMORIAL HOSPITAL			1	100%	1
PEDRO MENENDEZ HEALTH CENTER AT ST JOHNS			1	100%	1
TEXAS HEALTH ARLINGTON MEMORIAL		1			1
OMAHA VA MEDICAL CENTER			1	100%	1
KIDS CARE PEDIATRICS PA			1	100%	1
CAREFIRST URGENT CARE - BEECHMONT			1	100%	1
FLORIDA DIGESTIVE AND LIVER SPECIALISTS			1	100%	1
CARTERSVILLE MEDICAL CENTER			1	100%	1
ALTA BATES SUMMIT MEDICAL CENTER CLINICAL LAB			1	100%	1
Heartland Health Care Center Jacksonville			1	100%	1
EVEXIA DIAGNOSTICS			1	100%	1
CVS TX7288POCT DALLAS		1			1
CVS MA957POCT WEST SPRINGFIELD		1			1
INDIANA STATE DEPARTMENT OF HEALTH CLINIC MICROBIOLOGY		1			1
C A R E S		1			1
Rio Grande City Nursing and Rehab Center			1	100%	1
MINUTECLINIC DIAG OF IND, LLC #6250		1			1
ALLIANCE LABORATORY SERVICES			1	100%	1
DIGESTIVE DISEASE CARE PC		1			1
REELFOOT FAMILY WALK-IN CLINIC		1			1
Kroger 699 - The Little Clinic Smyrna		1			1
Kroger 353 - The Little Clinic Harpers Point		1			1
ATLANTIC DIAGNOSTICS			1	100%	1

COVID-19: testing by laboratory

Data through Feb 22, 2021 verified as of Feb 23, 2021 at 09:25 AM

Data in this report are provisional and subject to change.

The numbers in the table below represent the number of Florida and non-Florida residents for whom test results were received by the Department of Health. A person can be tested by more than one laboratory and can have both positive and negative results. **Therefore, the sum of the numbers in each column will be larger than the total number of people tested.**

Reporting lab	Inconclusive	Negative	Positive	Percent positive	Total
HEALTHPLUS			1	100%	1
FALKVILLE HEALTHCARE		1			1
SIGNATURE CARE COLLEGE STATION			1	100%	1
CITRONELLE HEALTH AND REHABILITATION CENTER		1			1
WELLPATH			1	100%	1
STAMFORD HOSPITAL			1	100%	1
ADVENTHEALTH PHYSICIAN GROUP - APPLEWOOD			1	100%	1
FAIRVIEW HOSPITAL			1	100%	1
ATMORE COMMUNITY HOSPITAL			1	100%	1
BATESVILLE - SHERWOOD URGENT CARE			1	100%	1
HAPPY KIDZ PEDIATRICS PL			1	100%	1
CONSULATE HEALTH CARE OF VERO BEACH			1	100%	1
MEDEX CLINIC LLC			1	100%	1
Woodstock Nursing and Rehabilitation Center		1			1
LADY OF THE SEA HOSPITAL LAB			1	100%	1
Seal Rock Healthcare		1			1
SONORAN DESERT PATHOLOGY			1	100%	1
RIDGEFIELD PEDIATRIC ASSOCIATES		1			1
ANMED HEALTH MEDICAL CENTER			1	100%	1
DIXIE REGIONAL MEDICAL CENTER			1	100%	1
Dugan Memorial Home		1			1
Ramsey Village		1			1
MIDWAY SPECIALTY CARE CENTER INC		1			1
ADVENTHEALTH DURAND			1	100%	1
Waters of Covington		1			1
Eagle Health and Rehabilitation		1			1
MEDEXPRESS URGENT CARE - LAWTON		1			1
Kroger 550 - The Little Clinic Bellevue		1			1
MEDIPLUS CLINIC, INC			1	100%	1
Kroger 531 - The Little Clinic Waterville		1			1
Kroger 086 - The Little Clinic Broomfield-Sheridan		1			1
PAUL C SCHWARTZ & MELVIN L WEIDMAN		1			1
PEDIATRIC URGENT CARE CENTR OF FORT WORTH-LA GRAN			1	100%	1
WESTERN NEW YORK IMMEDIATE MEDICAL CAR		1			1
BETHESDA HEALTH PHYSICIANS GROUP		1			1
NEW YORK CITY DEPARTMENT OF HEALTH			1	100%	1
SAINT JOSEPH'S HOSPITAL AND MEDICAL CENTER		1			1
BROOKDALE FORT WALTON BEACH			1	100%	1
OHIOHEALTH URGENT CARE			1	100%	1
FASTMED URGENT CARE			1	100%	1
DAYTONA BEACH HEALTH AND REHAB CENTER		1			1
B2 URGENT CARE			1	100%	1
MINUTECLINIC DIAGNOSTIC OF NH, LLC (CL		1			1
IMMY LABS			1	100%	1
MAYO MEDICAL LABORATORIES			1	100%	1
ST CATHERINE HOSPITAL LABORATORY			1	100%	1
Kroger - KRO62000426			1	100%	1

COVID-19: testing by laboratory

Data through Feb 22, 2021 verified as of Feb 23, 2021 at 09:25 AM

Data in this report are provisional and subject to change.

The numbers in the table below represent the number of Florida and non-Florida residents for whom test results were received by the Department of Health. A person can be tested by more than one laboratory and can have both positive and negative results. **Therefore, the sum of the numbers in each column will be larger than the total number of people tested.**

Reporting lab	Inconclusive	Negative	Positive	Percent positive	Total
PALMETTO BAY MEDICAL CENTER			1	100%	1
OKLAHOMA BLOOD INSTITUTE			1	100%	1
DORA HOME CARE			1	100%	1
THE NEW JEWISH HOME		1			1
HERNANDO COUNTY HEALTH DEPT			1	100%	1
SUNCOAST FAMILY MEDICAL ASSOCIATES			1	100%	1
Bay View Nursing and Rehabilitation Center			1	100%	1
HOLSTON MEDICAL GROUP		1			1
CLUB HEALTH AND REHABILITATION CENTER, THE		1			1
VERITAS GENETICS, INC.			1	100%	1
SANTA MONICA CA-UCLA MC			1	100%	1
REGIONAL MED CTR BAYONET POINT			1	100%	1
FAMILY PHYSICIANS OF WINTER PARK, INC			1	100%	1
PREMIER MOBILE HEALTH SERVICES, LLC			1	100%	1
PAMC MICRO LAB			1	100%	1
BRANDON OUTREACH CLINIC			1	100%	1
CVS IL8750POCT CHICAGO		1			1
IVAN, MAYA			1	100%	1
CVS NM8918POCT ALBUQUERQUE		1			1
HENRICO DOCTOR'S LABORATORY			1	100%	1
BOLLES SCHOOL, THE			1	100%	1
ORMOND BEACH DIALYSIS			1	100%	1
DUKE UNIVERSITY POINT OF CARE TESTING PROGRAM			1	100%	1
CVS TX1057POCT SAN ANTONIO		1			1
LAKE COMMUNITY ACTION AGENCY		1			1
EXCEL URGENT CARE OF NJ			1	100%	1
SOUTH FLORIDA URGENT CARE CENTERS, LLC			1	100%	1
Lenbrook		1			1
BLACKBAG DIGITAL HEALTH LLC		1			1
CENTRAL FLORIDA MEDICAL CARE			1	100%	1
CVS IL2297144CV CHICAGO		1			1
CAROMONT HEALTH			1	100%	1
FREDERICK MEMORIAL HOSPITAL			1	100%	1
HAWAII DEPARTMENT OF HEALTH LAB			1	100%	1
FLAGLER MEDICAL ASSOCIATES PA			1	100%	1
Senatobia Healthcare & Rehab		1			1
ACCESS TOTAL CARE - PORTLAND			1	100%	1
VALUE DRUGS GREENLAWN INC		1			1
Mercy Manor Transition Center			1	100%	1
FRANKLIN CBOC			1	100%	1
MEDOR/ACC SYNCHRONY			1	100%	1
Florence Home		1			1
SOUTHERN FAMILY HEALTH			1	100%	1
EVERGREEN NURSING HOME		1			1
DISCOVERY AT HOME, LLC			1	100%	1
RURAL/METRO MIDSOUTH,		1			1
GENESEE COUNTY HEALTH DEPARTMENT		1			1

COVID-19: testing by laboratory

Data through Feb 22, 2021 verified as of Feb 23, 2021 at 09:25 AM

Data in this report are provisional and subject to change.

The numbers in the table below represent the number of Florida and non-Florida residents for whom test results were received by the Department of Health. A person can be tested by more than one laboratory and can have both positive and negative results. **Therefore, the sum of the numbers in each column will be larger than the total number of people tested.**

Reporting lab	Inconclusive	Negative	Positive	Percent positive	Total
SIMPLY HEALTHCARE AND WELLNESS CLINIC, PC			1	100%	1
BRUCE S WEST MD			1	100%	1
NORTH SHORE MEDICAL CENTER - SALEM HOSPITAL			1	100%	1
COMMUNITY HOSPITALS INDIANAPOLIS			1	100%	1
REGENTS PARK OF JACKSONVILLE			1	100%	1
MEDSTAR HEALTH URGENT CARE			1	100%	1
Redwood Springs Healthcare			1	100%	1
PENSACOLA PATHOLOGY		1			1
CVS NC2749POCT CONCORD		1			1
Kroger 410 - The Little Clinic Trinity		1			1
CHILDRENS SPECIALIST PEDIATRIC PULMMOLOGY &			1	100%	1
BEAUMONT HOSPITAL, GROSSE POINTE			1	100%	1
RABI SINHA, MD		1			1
FELD ENTERTAINMENT			1	100%	1
ADVANCED URGENT CARE PLLC		1			1
CVS AZ5477POCT SURPRISE		1			1
ELDER ALTERNATIVES INC			1	100%	1
EUGENE T FINAN, MD			1	100%	1
FLORIDA HOSPITAL ORMOND BEACH			1	100%	1
MEDCOR INC			1	100%	1
METROWEST MEDICAL CENTER - FRAMINGHAM			1	100%	1
INNOVATIVE CARE II LLC			1	100%	1
MOBILE MEDICAL CLINIC			1	100%	1
PALMA CEIA MED GROUP-SWANN		1			1
BAYLOR SCOTT & WHITE MEDICAL SURGICAL CLINIC			1	100%	1
MOUNT SINAI COMPREHENSIVE CANCER CENTER			1	100%	1
CVS NV5286POCT HENDERSON		1			1
RML PHARMACY PC		1			1
Wetumpka Health and Rehab, LLC		1			1
ACCESS MEDICAL GROUP OF TAMPA INC			1	100%	1
Kroger 518 - The Little Clinic Hermitage		1			1
PALMETTO CHARTER SCHOOL		1			1
LOWER KEYS COMMUNITY HEALTH CENTER			1	100%	1
COVENANT HEALTH		1			1
MOUNT ST MARYS HOSPITAL OF NIAGARA FALLS			1	100%	1
SACRED HEART HOSPITAL NURSING			1	100%	1
CAPSTONE REHABILITATION AND HEALTHCARE		1			1
QLABS			1	100%	1
SPHERE DX			1	100%	1
BNJ		1			1
MEDEXPRESS URGENT CARE - DERBY N ROCK		1			1
CVS MA594POCT FALMOUTH		1			1
BIOMAT ORLANDO		1			1
SOWAL HEALTH & DRUG			1	100%	1
CARE ADVANTAGE			1	100%	1
VA SALT LAKE CITY HCS		1			1
INTERMOUNTAIN HEALTHCARE LABORATORY SERVICES			1	100%	1

COVID-19: testing by laboratory

Data through Feb 22, 2021 verified as of Feb 23, 2021 at 09:25 AM

Data in this report are provisional and subject to change.

The numbers in the table below represent the number of Florida and non-Florida residents for whom test results were received by the Department of Health. A person can be tested by more than one laboratory and can have both positive and negative results. **Therefore, the sum of the numbers in each column will be larger than the total number of people tested.**

Reporting lab	Inconclusive	Negative	Positive	Percent positive	Total
Kroger 101 - The Little Clinic Hill Top		1			1
NEW ERA HEALTH CENTER INC		1			1
Kroger 549 - The Little Clinic Clinton Highway		1			1
Piqua Manor		1			1
NAVARRO MEDICAL CENTERS LLC			1	100%	1
PORTSMOUTH REG. HOSPITAL			1	100%	1
GOOD SAMARITAN SOCIETY - DE SMET		1			1
PRIMEX CLINICAL LABORATORIES INC			1	100%	1
MEDCARE QUALITY MEDICAL CENTER LLC			1	100%	1
DEERFIELD BEACH REHABILITATION AND NURSING			1	100%	1
CVS NE8626POCT LINCOLN		1			1
PARTNERS IN PRIMARY CARE		1			1
LAKE MARY OPTUM FLORIDA			1	100%	1
HAILE MEDICAL GROUP PA		1			1
CHI ST VINCENT LITTLE ROCK DIAGNOSTIC CLINIC			1	100%	1
TITUSVILLE CENTER FOR SURGICAL EXCELLENCE LLC		1			1
Orange City Nursing and Rehab Center			1	100%	1
NEW RIVER HEALTH DISTRICT			1	100%	1
PINEBROOK CARE AND REHABILITATION CENTER□			1	100%	1
CVS PA1296POCT DREXEL HILL		1			1
PROFESSIONAL DIALYSIS CENTER			1	100%	1
AVERA ST. MARY'S HOSPITAL			1	100%	1
Kroger 63 - The Little Clinic Glassford Hill Rd		1			1
NORTH MIAMI BEACH SURGICAL CENTER			1	100%	1
CTMD MEDICAL CENTER, PA			1	100%	1
SOUTHWESTERN STATE HOSPITAL LABORATORY			1	100%	1
LEHIGH REGIONAL WOUND CENTER			1	100%	1
LOUISIANA STATE LAB			1	100%	1
LAKE MARY DIALYSIS			1	100%	1
Kroger 909 - The Little Clinic Hamilton			1	100%	1
HOCHBERG LOWER SCHOOL		1			1
CVS NV9586POCT RENO		1			1
PATHOLOGYT & LAB MEDICINE SERVICES			1	100%	1
BROADWAY HEALTH FLORIDA MEDICAL CLINIC URGENT CARE			1	100%	1
Kroger 400 - The Little Clinic Hartley Bridge Rd			1	100%	1
HALIFAX HEALTH PRIMARY CARE ORMOND			1	100%	1
FHPG SURGICAL ASSOCIATES OF EAST PASCO			1	100%	1
IM&P WELLNES CENTER			1	100%	1
AFFILIATED LABORATORIES INC			1	100%	1
Juniper Village at Bucks County		1			1
BLACK SHEEP MEDICAL			1	100%	1
Advanced Rehabilitation of Vernon		1			1
CVS MA1845POCT WILMINGTON		1			1
RAPID MEDLAB (002MO)		1			1
AURORA MEDICAL CENTER-KENOSHA			1	100%	1
Glenview Terrace Nursing Center		1			1
MED BAR LLC		1			1

COVID-19: testing by laboratory

Data through Feb 22, 2021 verified as of Feb 23, 2021 at 09:25 AM

Data in this report are provisional and subject to change.

The numbers in the table below represent the number of Florida and non-Florida residents for whom test results were received by the Department of Health. A person can be tested by more than one laboratory and can have both positive and negative results. **Therefore, the sum of the numbers in each column will be larger than the total number of people tested.**

Reporting lab	Inconclusive	Negative	Positive	Percent positive	Total
JOHN D. ARCHBOLD MEMORIAL HOSPITAL			1	100%	1
CLARKSVILLE HEALTH SYSTEM			1	100%	1
BIOMERIEUX			1	100%	1
WASHINGTONVILLE PHARMACY INC		1			1
FLORIDA DEPARTMENT OF HEALTH PALM BEACH COUNTY			1	100%	1
ST. PETERSBURG PEDIATRICS-SEMINOLE			1	100%	1
NORWALK HOSPITAL			1	100%	1
WALKIN MEDICAL URGENT CARE,NEW CITY			1	100%	1
QC LABORATORY			1	100%	1
WINNIFRED ASSISTED LIVING FACILITY INC		1			1
APPLECARE URGENT CARE KINGSLAND			1	100%	1
MED-LAKE LABORATORY			1	100%	1
MEDONE URGENT CARE			1	100%	1
Towne Manor West		1			1
DAUGHTERS OF SARAH NURSING CENTER		1			1
STATE OF ALASKA			1	100%	1
CLINICAL TRIALS OF TAMPA LLC		1			1
BARRINGTON TERRACE NAPLES			1	100%	1
Kroger - KRO70600172		1			1
MOBILE INFIRMARY MEDICAL CENTER			1	100%	1
TRIPLE O MEDICAL SERVICES INC			1	100%	1
SUSAN F. WILLIAMS M.D., P.A.			1	100%	1
RIVIERA BEACH HEALTH CENTER LAB			1	100%	1
MY URGENT CARE CLINIC			1	100%	1
DOCTORS HEARING			1	100%	1
RAPID CITY REGIONAL HOSPITAL -579 ATTN. LABORATORY		1			1
TENNOVA ER - SANGO			1	100%	1
NORTH BREVARD CHILDRENS MEDICAL CENTER			1	100%	1
CAH ACQUISITION COMPANY 11 LLC			1	100%	1
CHRISTIAN REST HOME ASSOC		1			1
ACCOMPLISHED HOME CARE		1			1
107TH PLACE GROUP HOME		1			1
NHC Chattanooga			1	100%	1
EVENING PEDIATRICS INC			1	100%	1
Court House Center		1			1
WMC HEALTH GROUP INC			1	100%	1
BMC/NASSAU			1	100%	1
MEDEXPRESS URGENT CARE - ST CLAIR, CLOVER DR.		1			1
PROGRESSIVE MEDICAL LAB LLC			1	100%	1
BAPTIST MEDICAL PLAZA AT WESTCHESTER			1	100%	1
Kroger 698 - The Little Clinic 14th Street/Bell		1			1
VETERANS AFFAIRS MEDICAL CENTER - EAST ORANGE			1	100%	1
CATHEDRAL GERONTOLOGY CENTER DBA CATHEDRAL CARES			1	100%	1
SUTTER GOULD MEDICAL FOUNDATION			1	100%	1
BETHESDA ON TURKEY CREEK			1	100%	1
LCMC LAB SUBSECTION		1			1
Lutheran Community at Telford		1			1

COVID-19: testing by laboratory

Data through Feb 22, 2021 verified as of Feb 23, 2021 at 09:25 AM

Data in this report are provisional and subject to change.

The numbers in the table below represent the number of Florida and non-Florida residents for whom test results were received by the Department of Health. A person can be tested by more than one laboratory and can have both positive and negative results. **Therefore, the sum of the numbers in each column will be larger than the total number of people tested.**

Reporting lab	Inconclusive	Negative	Positive	Percent positive	Total
SWIFTCARE URGENT CARE, PLLC			1	100%	1
KID FIXERS		1			1
HEALTH ALLIANCE			1	100%	1
ELLIS HOSPITAL URGENT CARE CENTER LAB		1			1
AUGUSTA HEALTH CLINICAL LABORATORY			1	100%	1
HHCS PHARMACY INC			1	100%	1
JFK INTERNAL MEDICINE FACULTY PRACTICE			1	100%	1
WEST COAST CLINICAL LABS INC			1	100%	1
Avera Sr. James Care Center		1			1
UMASS MEMORIAL MEDICAL CENTER, INC		1			1
HOUSTON DEPARTMENT OF HEALTH AND HUMAN SERVICES			1	100%	1
LARKIN COMMUNITY HOSPITAL PALM SPRINGS CAMPUS			1	100%	1
DAYTONA BEACH DIALYSIS			1	100%	1
AURORA HEALTH CARE METRO INC			1	100%	1
CVS NH1004POCT SALEM			1	100%	1
UT HEALTH RIO GRANDE VALLEY PRIMARY CARE AT			1	100%	1
MISSOURI DEPT. OF HEALTH			1	100%	1
NEW YORK PRESBYTERIAN HOSPITAL			1	100%	1
MINUTECLINIC # 21110			1	100%	1
FAMILY MEDICAL CENTRE			1	100%	1
NATION'S BEST CARE HOME HEALTH			1	100%	1
ENCOMPASS HEALTH REHABILITATION			1	100%	1
DORAL KIDNEY CENTER			1	100%	1
BRADENTON DIALYSIS			1	100%	1
NEMOURS CHILDREN'S PRIMARY CARE			1	100%	1
ELKHART GENERAL HOSPITAL			1	100%	1
AL MANI HEALTH INSTUTUTE		1			1
ESOTERIC LAB			1	100%	1
FG RAPID RESULTS LLC			1	100%	1
MEMORIALCARE LONG BEACH MEDICAL CENTER			1	100%	1
FLORIDA KEYS PED AND ADOLES CTR			1	100%	1
DR JAMES D FORBES FAMILY CARE CENTER			1	100%	1
CVS AZ5026POCT MESA		1			1
PHYSICIAN ASSOCIATES, LLC			1	100%	1
CITY OF OCALA EMPLOYEE HEALTH AND WELLNESS CENTER			1	100%	1
LOUNDY		1			1
DEPARTMENT OF HEALTH SERVICES			1	100%	1
PRINCIPLE DIAGNOSTICS LLC			1	100%	1
VIVIAN SIMMONS FAMILY PRACTICE			1	100%	1
BRIDGEWATER PARK ASSISTED LIVING LLC			1	100%	1
MARTIN LUTHER KING RENAL INSTITUTE			1	100%	1
LANCASHIRE HALL NURSING AND REHABILITATION CENTER		1			1
EMERGENCY CARE SERVICES LAB AT JFK MEDICAL CENTER			1	100%	1
ACCESS HEALTH CARE PHYSICIANS, LLC		1			1
ST VINCENTS OUTPATIENT IMAGING		1			1
DOCTORS AFTER HOURS URGENT CARE CENTER			1	100%	1
Harris Hill Nursing Facility		1			1

COVID-19: testing by laboratory

Data through Feb 22, 2021 verified as of Feb 23, 2021 at 09:25 AM

Data in this report are provisional and subject to change.

The numbers in the table below represent the number of Florida and non-Florida residents for whom test results were received by the Department of Health. A person can be tested by more than one laboratory and can have both positive and negative results. **Therefore, the sum of the numbers in each column will be larger than the total number of people tested.**

Reporting lab	Inconclusive	Negative	Positive	Percent positive	Total
UNLIMITED MEDICAL SERVICES OF FL PL DBA		1			1
ADVENTHEALTH MEDICAL GROUP OBSTETRICS			1	100%	1
FLORIDA MENTOR HODGES CLUSTER			1	100%	1
GOOD SAMARITAN SOCIETY-FOREST CITY		1			1
Big River Nursing and Rehab		1			1
CVS M08595POCT RAYMORE		1			1
SOUTHERN SPRINGS HEALTH CARE		1			1
BLOOD SYSTEMS LABORATORIES			1	100%	1
ENT & ALLERGY ASSOCIATES, LLP - SLEEPY HOLLOW (ABBOTT)		1			1
GOSHEN MEDICAL CENTER			1	100%	1
THE CHRIST HOSPITAL			1	100%	1
MADISON FACILITY INC			1	100%	1
Chateau Girardeau			1	100%	1
Vista Park			1	100%	1
SOUTHEASTERN PATHOLOGY ASSOCIATES			1	100%	1
PINEVILLE PHARMACY			1	100%	1
BICKERTON, DAWN		1			1
BAPTIST MINOR MEDICAL CENTER			1	100%	1
SOUTH COUNTY MEDICAL CENTER			1	100%	1
Urgent Care 24/7 Orlando LLC			1	100%	1
ODYSSEY HEALTH CARE OF MARION COUNTY LLC		1			1
COLOMBO'S PHARMACY		1			1
MEDEXPRESS URGENT CARE - BENTON		1			1
DEVLIN MANOR NURSING AND REHABILITATION		1			1
CARINGPLUS HOMECARE LLC			1	100%	1
Dulles Health and Rehab Center		1			1
Strasburg Care Center		1			1
CARESPOT EXPRESS HEALTHCARE BOYNTON BEACH			1	100%	1
Hillside Rehab and Care Center			1	100%	1
TAMPA HEALTH CARE PROVIDERS PA		1			1
UUHC - REDSTONE HEALTH CENTER LABORATORY			1	100%	1
CARENOW LAKE WORTH			1	100%	1
HAMILTON CI MAIN UNIT ANNEX/ WORK CAMP			1	100%	1
ABSOLUTE CAREGIVERS HOME HEALTH AGENCY INC			1	100%	1
NORTH OKALOOSA CLINIC CORP		1			1
HARRIS URGENT CARE CENTER			1	100%	1
CLERMONT PEDIATRICS, PA			1	100%	1
STATE OF CALIFORNIA DOH SERVICES			1	100%	1
FAIRVIEW SOUTHDALE			1	100%	1
NEVADA DEPARTMENT OF HEALTH AND HUMAN SERVICES			1	100%	1
Wildwood Healthcare		1			1
Courtenay Springs Village			1	100%	1
SACRED HEART HEALTH SYSTEM- MIDWIFE PROGRAM			1	100%	1
SOUTHWEST FLORIDA DIVISION LAB			1	100%	1
MINUTECLINIC LLC (2335)		1			1
Kroger 968 - The Little Clinic Colerain Township		1			1
CELEBRATION FAMILY PHYSICIANS LLC			1	100%	1

COVID-19: testing by laboratory

Data through Feb 22, 2021 verified as of Feb 23, 2021 at 09:25 AM

Data in this report are provisional and subject to change.

The numbers in the table below represent the number of Florida and non-Florida residents for whom test results were received by the Department of Health. A person can be tested by more than one laboratory and can have both positive and negative results. **Therefore, the sum of the numbers in each column will be larger than the total number of people tested.**

Reporting lab	Inconclusive	Negative	Positive	Percent positive	Total
Moab Regional Hospital			1	100%	1
LRGHEALTHCARE		1			1
Walgreens #5065		1			1
Manor Care Health Services- Wilmington			1	100%	1
SACRED HEART HEALTH SYSTEMS INC			1	100%	1
BOND COUNTY HEALTH DEPARTMENT			1	100%	1
CURA LABORATORY SERVICES			1	100%	1
Shoreline Care Center			1	100%	1
DIMMIT REGIONAL HOSPITAL			1	100%	1
HEALTH CARE SERVICES LC			1	100%	1
CELEBRATION HOSPITAL			1	100%	1
PALM BEACH DIGESTIVE ASSOCIATES			1	100%	1
FAMILY MEDICINE AT KISSIMMEE		1			1
CVS OH6167POCT ASHLAND		1			1
SONNI'S PEDIATRICS			1	100%	1
TMH PHYSICIAN PARTNERS QUINCY			1	100%	1
ATRIA TAMARAC			1	100%	1
Central Park Healthcare & Rehabilitation Center		1			1
ALPHA 1 ANTITRYPSIN RESEARCH PROGRAM			1	100%	1
CHESAPEAKE REGIONAL MEDICAL CENTER			1	100%	1
HCL LABORATORIES			1	100%	1
NORTH WEST FLORIDA DIAGNOSTIC ENOCRINOLOGY CLINIC			1	100%	1
CFCH - FROSTPROOF			1	100%	1
ENT AND ALLERGY ASSOCIATES OF FLORIDA, LLC			1	100%	1
CVS MA1006POCT BROCKTON		1			1
SILVERMAN			1	100%	1
ROYAL CARE MEDICAL CENTER			1	100%	1
ASPIRUS WAUSAU HOSPITAL			1	100%	1
DONALSONVILLE HOSPITAL			1	100%	1
BAYFRONT HEAL WOUND CARE AND HYPERBARIC CENTER			1	100%	1
TARRYTOWN PHARMACY			1	100%	1
Ash Flat Healthcare and Rehabilitation Center			1	100%	1
RIDGE OPTUM FLORIDA			1	100%	1
SOUTHERN HILLS MEDICAL CENTER			1	100%	1
ALLEGHENY GENERAL HOSPITAL			1	100%	1
WALGREENS #10854		1			1
LUMICO LIFE INSURANCE COMPANY		1			1
SUMMIT LABORATORY			1	100%	1
Kroger 379 - The Little Clinic Stony Brook		1			1
BERKSHIRE MEDICAL CENTER			1	100%	1
ST MARY'S OF SAGINAW		1			1
Mary Anna Nursing Home		1			1
DOCTOR TODAY URGENT CARE			1	100%	1
JUPITER MEDICAL CENTER INC			1	100%	1
Kroger 524 - The Little Clinic Iron Bridge Road		1			1
Village Green Health & Rehabilitation		1			1
TANGLEWOOD MANOR		1			1

COVID-19: testing by laboratory

Data through Feb 22, 2021 verified as of Feb 23, 2021 at 09:25 AM

Data in this report are provisional and subject to change.

The numbers in the table below represent the number of Florida and non-Florida residents for whom test results were received by the Department of Health. A person can be tested by more than one laboratory and can have both positive and negative results. **Therefore, the sum of the numbers in each column will be larger than the total number of people tested.**

Reporting lab	Inconclusive	Negative	Positive	Percent positive	Total
LAKE LURE HEALTH CENTER			1	100%	1
West Bay of Tampa Center			1	100%	1
Carrollton Manor Inc		1			1
CHI ST. LUKE'S HEALTH BCM MEDICAL CENTER			1	100%	1
STERLING HOUSE OF PORT ORANGE		1			1
Cottage of the Shoals		1			1
Walgreens #3661		1			1
RIVERSIDE REGIONAL MED CENTER			1	100%	1
MERCY HOME		1			1
AVALON MEDICAL GROUP			1	100%	1
FRESENIUS SOUTH FORT MYERS		1			1
LEELANAU OPCO, LLC		1			1
ADVENTHEALTH MEDICAL GROUP FAMILY AND INTERNAL			1	100%	1
PALM COAST DIALYSIS		1			1
VAULT MEDICAL SERVICES			1	100%	1
Pinnacle Assisted Living			1	100%	1
MEDAC AT PORTERS NECK			1	100%	1
MINUTECLINIC DIAG OF IND, LLC #4368		1			1
MEMORIAL HOSPITAL OF TAMPA			1	100%	1
MINUTECLINIC DIAGNOSTIC OF NEW MEXICO LLC #7552		1			1
DEBORAH HEART AND LUNG CENTER		1			1
JACK M MATHENY II MD			1	100%	1
CENTRAL TX MEDICAL CENTER - LAB			1	100%	1
Alden North Shore			1	100%	1
MINUTE-CLINIC DIAGNOSTIC OF VIRGINIA, LLC		1			1
MEDEXPRESS URGENT CARE - CONWAY		1			1
MEDEXPRESS URGENT CARE - RUSSELLVILLE, W MAIN ST		1			1
COMMUNITY			1	100%	1
SOUTHWEST REGIONAL PCR LABORATORY			1	100%	1
PHYSICIANS URGENT CARE			1	100%	1
BETHESDA HOSPITAL EAST BLOOD GAS LAB			1	100%	1
CVS KS676POCT LAWRENCE		1			1
THOMAS HOSPITAL			1	100%	1
PHYSICIANS PREMIER			1	100%	1
Kroger 667 - The Little Clinic Litchfield Park		1			1
UNIVERSITY OF NORTH CAROLINA HOSPITALS			1	100%	1
Total	88,566	16,175,417	2,413,918	13%	18,677,901