

# COVID-19: summary of cases and monitoring

Data through Feb 27, 2021 verified as of Feb 28, 2021 at 09:25 AM

Data in this report are provisional and subject to change.

## Cases: people with positive PCR or antigen test result

### Total cases

Florida residents	1,874,154
Non-Florida residents	35,067

### Type of testing

Florida residents	1,874,154
Positive by BPHL/CDC	69,061
Positive by commercial/hospital lab	1,805,093
PCR positive	1,523,359
Antigen positive	350,795
Non-Florida residents	35,067
Positive by BPHL/CDC	866
Positive by commercial/hospital lab	34,201
PCR positive	24,236
Antigen positive	10,831

### Characteristics

Florida residents hospitalized	79,344
Florida resident deaths	30,852
Non-Florida resident deaths	554

Hospitalized counts include anyone who was hospitalized at some point during their illness. It does not reflect the number of people currently hospitalized.

More information on deaths identified through death certificate data is available on the National Center for Health Statistics website at [www.cdc.gov/nchs/nvss/vsrr/COVID19/index.htm](http://www.cdc.gov/nchs/nvss/vsrr/COVID19/index.htm).

## Cases: people with positive PCR or antigen test result

### Risk factors for Florida residents

Traveled	14,867
Contact with a known case	722,245
Traveled and contact with a known case	20,272
Neither	1,116,770
No travel and no contact	217,821
Travel is unknown	652,374
Contact is unknown	411,437
Contact is pending	424,263

Travel can be unknown and contact can be unknown or pending for the same case, these numbers will sum to more than the "neither" total.

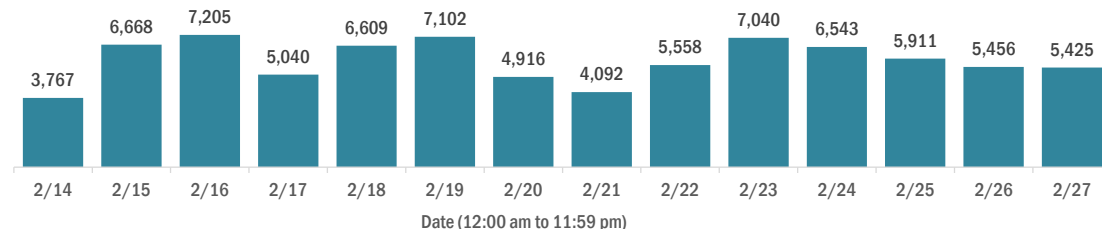
# COVID-19: summary of laboratory testing

Data through Feb 27, 2021 verified as of Feb 28, 2021 at 09:25 AM

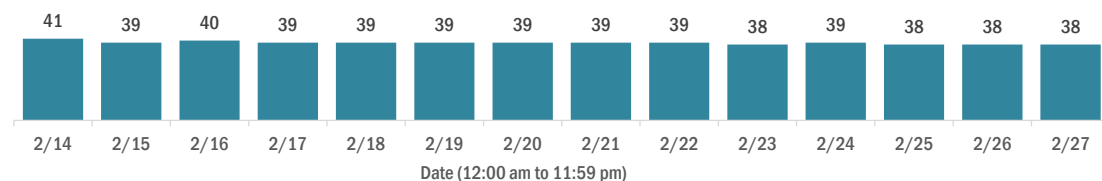
Data in this report are provisional and subject to change.

## Cases in Florida residents per day for the past 2 weeks

### Number of cases per day



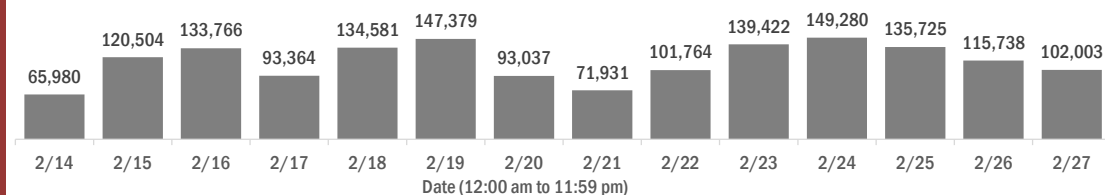
### Median age of cases by day



## Laboratory testing for Florida residents over the past 2 weeks

### Number of Florida residents tested per day

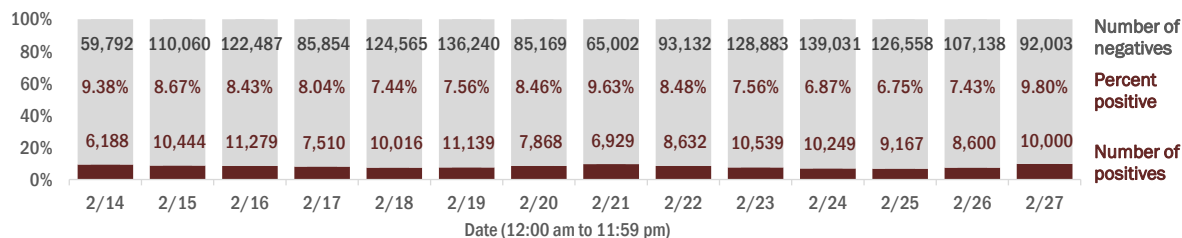
These counts include the number of people for whom the Department received PCR or antigen laboratory results by day. People tested on multiple days will be included for each day a new result was received. A person is only counted once for each day they are tested, regardless of whether multiple specimens are tested or multiple results are received.



### Number and percent of Florida residents with positive test results

The percent of positive results ranged from 6.75% to 9.80% over the past 2 weeks and was 9.80% yesterday.

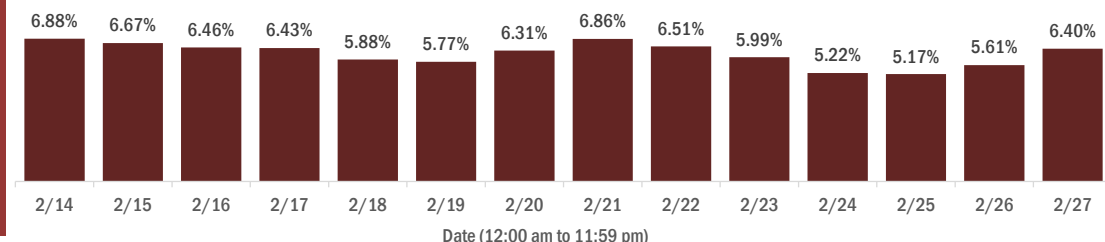
These counts include the number of people for whom the Department received PCR or antigen laboratory results by day. People tested on multiple days will be included for each day a new result was received. A person is only counted once for each day they are tested, regardless of whether multiple specimens are tested or multiple results are received. If a person has a positive specimen and a negative specimen in the same day, only the positive result is counted.



### Percent positivity for new cases in Florida residents

The percent of positive results ranged from 5.17% to 6.88% over the past 2 weeks and was 6.40% yesterday.

This percent is the number of people who test PCR- or antigen-positive for the first time divided by all the people tested that day, excluding people who have previously tested positive.



# COVID-19: characteristics of 1,874,154 Florida resident cases

Data through Feb 27, 2021 verified as of Feb 28, 2021 at 09:25 AM

Data in this report are provisional and subject to change.

Age group	Cases		Hospitalizations		Deaths	
0-4 years	36,974	2%	525	1%	0	0%
5-14 years	115,034	6%	490	1%	5	0%
15-24 years	288,097	15%	1,964	2%	39	0%
25-34 years	325,813	17%	3,843	5%	157	1%
35-44 years	289,938	15%	5,801	7%	470	2%
45-54 years	285,625	15%	8,954	11%	1,150	4%
55-64 years	247,169	13%	13,404	17%	3,270	11%
65-74 years	156,307	8%	16,582	21%	6,536	21%
75-84 years	86,819	5%	16,546	21%	9,385	30%
85+ years	41,117	2%	11,229	14%	9,840	32%
Unknown	1,261	0%	6	0%	0	0%
<b>Total</b>	<b>1,874,154</b>		<b>79,344</b>		<b>30,852</b>	

Gender	Cases	
Female	979,817	52%
Male	880,566	47%
Unknown	13,771	1%
<b>Total</b>	<b>1,874,154</b>	

Ethnicity	Cases		Hospitalizations		Deaths	
Hispanic	594,679	32%	20,180	25%	7,115	23%
Non-Hispanic	897,293	48%	55,252	70%	21,576	70%
Unknown	382,182	20%	3,912	5%	2,161	7%
<b>Total</b>	<b>1,874,154</b>		<b>79,344</b>		<b>30,852</b>	

Race and ethnicity	Cases		Hospitalizations		Deaths	
White	1,046,112	56%	51,645	65%	22,456	73%
Hispanic	396,661	21%	14,298	18%	5,606	18%
Non-Hispanic	570,520	30%	35,719	45%	15,771	51%
Unknown	78,931	4%	1,628	2%	1,079	3%
Black	247,741	13%	16,517	21%	4,895	16%
Hispanic	14,319	1%	690	1%	198	1%
Non-Hispanic	212,581	11%	15,480	20%	4,518	15%
Unknown	20,841	1%	347	0%	179	1%
Other race	279,359	15%	8,908	11%	2,523	8%
Hispanic	140,856	8%	4,709	6%	1,131	4%
Non-Hispanic	95,303	5%	3,791	5%	1,172	4%
Unknown	43,200	2%	408	1%	220	1%
Unknown race	300,942	16%	2,274	3%	978	3%
Hispanic	42,843	2%	483	1%	180	1%
Non-Hispanic	18,889	1%	262	0%	115	0%
Unknown	239,210	13%	1,529	2%	683	2%
<b>Total</b>	<b>1,874,154</b>		<b>79,344</b>		<b>30,852</b>	

**Hospitalization** counts include anyone who was hospitalized at some point during their illness. It does not reflect the number of people currently hospitalized. **Other race** includes any person with a race of American Indian/Alaskan native, Asian, native Hawaiian/Pacific Islander, or other.

# COVID-19: deaths in Florida residents and staff of long-term care facilities

Data through Feb 27, 2021 verified as of Feb 28, 2021 at 09:25 AM

Data in this report are provisional and subject to change.

For current cases in residents or staff of long-term care facilities, please visit: <https://floridahealthcovid19.gov/>

County	Deaths		County	Deaths		County	Deaths	
Palm Beach	1010	<div></div> 10%	Martin	157	<div></div> 1%	Gilchrist	18	<div></div> 0%
Dade	986	<div></div> 9%	Hernando	148	<div></div> 1%	Calhoun	16	<div></div> 0%
Pinellas	854	<div></div> 8%	Osceola	136	<div></div> 1%	Flagler	16	<div></div> 0%
Broward	626	<div></div> 6%	Charlotte	129	<div></div> 1%	Gulf	16	<div></div> 0%
Hillsborough	543	<div></div> 5%	Clay	117	<div></div> 1%	Wakulla	16	<div></div> 0%
Polk	410	<div></div> 4%	Indian River	115	<div></div> 1%	Gadsden	15	<div></div> 0%
Duval	390	<div></div> 4%	Leon	91	<div></div> 1%	Bradford	14	<div></div> 0%
Brevard	381	<div></div> 4%	Jackson	87	<div></div> 1%	Washington	14	<div></div> 0%
Sarasota	380	<div></div> 4%	Highlands	86	<div></div> 1%	Baker	12	<div></div> 0%
Orange	367	<div></div> 3%	St. Johns	86	<div></div> 1%	Franklin	10	<div></div> 0%
Lee	330	<div></div> 3%	Bay	85	<div></div> 1%	Holmes	10	<div></div> 0%
Volusia	280	<div></div> 3%	Santa Rosa	78	<div></div> 1%	Jefferson	10	<div></div> 0%
Marion	271	<div></div> 3%	Alachua	69	<div></div> 1%	Lafayette	8	<div></div> 0%
Escambia	266	<div></div> 3%	Suwannee	58	<div></div> 1%	Desoto	7	<div></div> 0%
St. Lucie	232	<div></div> 2%	Columbia	47	<div></div> 0%	Levy	7	<div></div> 0%
Pasco	220	<div></div> 2%	Sumter	45	<div></div> 0%	Dixie	4	<div></div> 0%
Lake	217	<div></div> 2%	Putnam	37	<div></div> 0%	Monroe	4	<div></div> 0%
Seminole	217	<div></div> 2%	Nassau	33	<div></div> 0%	Taylor	3	<div></div> 0%
Collier	186	<div></div> 2%	Hendry	29	<div></div> 0%	Hardee	2	<div></div> 0%
Manatee	186	<div></div> 2%	Walton	28	<div></div> 0%	Hamilton	1	<div></div> 0%
Citrus	176	<div></div> 2%	Okeechobee	24	<div></div> 0%	Liberty	1	<div></div> 0%
Okaloosa	161	<div></div> 2%	Madison	19	<div></div> 0%	Total	10,597	

**Note:** cases are summarized by the county of usual residence. Residents and staff may be cases associated with facilities that are not in their county of usual residence, resulting in cases being included below for counties that do not have facilities with known cases.

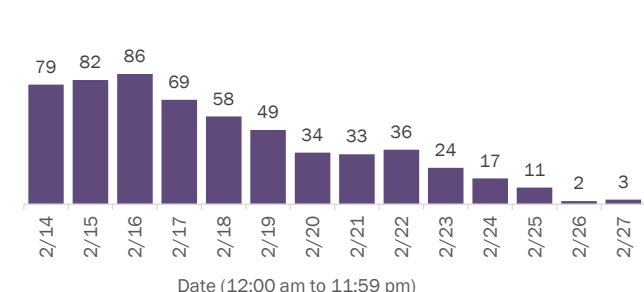
# COVID-19: cases in Florida residents who have died

Data through Feb 27, 2021 verified as of Feb 28, 2021 at 09:25 AM

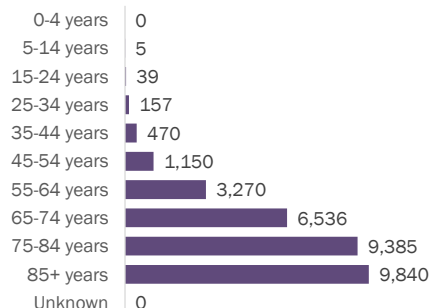
Data in this report are provisional and subject to change.

Demographics for all identified COVID-19 deaths: 30,852

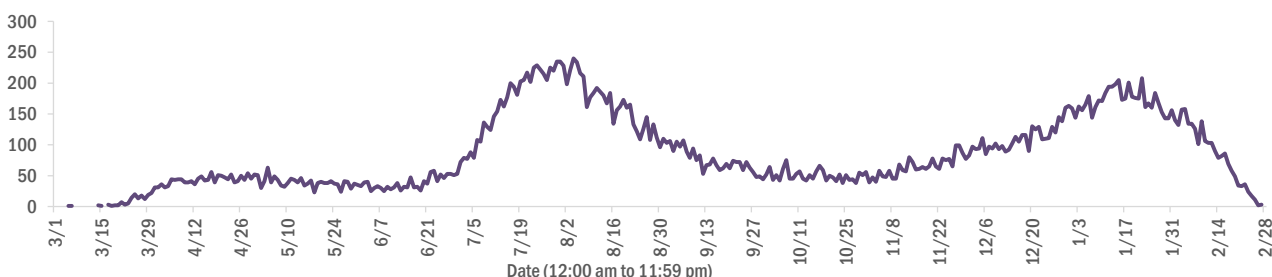
## Deaths by date of death for the past 2 weeks



## Deaths by age group



## Deaths by date of death since March 2020



Age group	Deaths	Cases	Case fatality rate	Mortality rate per 100,000 population
0-4 years	0	36,974	0.0%	0.0
5-14 years	5	115,034	0.0%	0.2
15-24 years	39	288,097	0.0%	1.6
25-34 years	157	325,813	0.0%	5.5
35-44 years	470	289,938	0.2%	18.0
45-54 years	1,150	285,625	0.4%	41.3
55-64 years	3,270	247,169	1.3%	113.1
65-74 years	6,536	156,307	4.2%	269.3
75-84 years	9,385	86,819	10.8%	668.3
85+ years	9,840	41,117	23.9%	1703.8
Unknown	0	1,261	0.0%	
<b>Total</b>	<b>30,852</b>	<b>1,874,154</b>	<b>1.6%</b>	<b>142.8</b>

Race	Deaths	Cases	Case fatality rate	Mortality rate per 100,000 population
White	22,456	1,046,112	2.1%	134.5
Black	4,895	247,741	2.0%	133.8
Other	2,523	279,359	0.9%	202.8
Unknown	978	300,942	0.3%	
<b>Total</b>	<b>30,852</b>	<b>1,874,154</b>	<b>1.6%</b>	<b>142.8</b>

Gender	Deaths	Cases	Case fatality rate	Mortality rate per 100,000 population
Male	17,256	880,566	2.0%	163.4
Female	13,596	979,817	1.4%	123.1
Unknown	0	13,771	0.0%	
<b>Total</b>	<b>30,852</b>	<b>1,874,154</b>	<b>1.6%</b>	<b>142.8</b>

Ethnicity	Deaths	Cases	Case fatality rate	Mortality rate per 100,000 population
Hispanic	7,115	594,679	1.2%	125.3
Non-Hispanic	21,576	897,293	2.4%	135.5
Unknown	2,161	382,182	0.6%	
<b>Total</b>	<b>30,852</b>	<b>1,874,154</b>	<b>1.6%</b>	<b>142.8</b>

# COVID-19: characteristics of 1,874,154 cases

Data through Feb 27, 2021 verified as of Feb 28, 2021 at 09:25 AM

Data in this report are provisional and subject to change.

Tables below include cases in Florida residents and non-Florida residents.

All 67 Florida counties have cases:

County	FL resident cases		Non-FL resident cases	Total cases	FL resident deaths	FL death rate
Dade	405,657	<div><div></div></div> 22%	5,060	410,717	5,429	1.3%
Broward	192,750	<div><div></div></div> 10%	2,242	194,992	2,390	1.2%
Palm Beach	118,702	<div><div></div></div> 6%	2,033	120,735	2,457	2.1%
Orange	112,768	<div><div></div></div> 6%	1,554	114,322	1,094	1.0%
Hillsborough	110,505	<div><div></div></div> 6%	936	111,441	1,502	1.4%
Duval	87,325	<div><div></div></div> 5%	1,449	88,774	1,164	1.3%
Pinellas	64,933	<div><div></div></div> 3%	1,638	66,571	1,441	2.2%
Lee	55,808	<div><div></div></div> 3%	1,929	57,737	872	1.6%
Polk	56,694	<div><div></div></div> 3%	402	57,096	1,139	2.0%
Osceola	36,197	<div><div></div></div> 2%	605	36,802	444	1.2%
Volusia	33,980	<div><div></div></div> 2%	566	34,546	655	1.9%
Brevard	33,397	<div><div></div></div> 2%	593	33,990	746	2.2%
Escambia	30,196	<div><div></div></div> 2%	3,485	33,681	629	2.1%
Pasco	33,078	<div><div></div></div> 2%	299	33,377	649	2.0%
Manatee	31,242	<div><div></div></div> 2%	667	31,909	592	1.9%
Collier	29,202	<div><div></div></div> 2%	1,081	30,283	459	1.6%
Leon	28,307	<div><div></div></div> 2%	847	29,154	283	1.0%
Marion	27,511	<div><div></div></div> 1%	117	27,628	791	2.9%
Seminole	27,030	<div><div></div></div> 1%	207	27,237	423	1.6%
Sarasota	25,780	<div><div></div></div> 1%	1,258	27,038	742	2.9%
Lake	24,249	<div><div></div></div> 1%	362	24,611	559	2.3%
Alachua	22,108	<div><div></div></div> 1%	246	22,354	232	1.0%
St. Lucie	21,998	<div><div></div></div> 1%	147	22,145	547	2.5%
St. Johns	19,820	<div><div></div></div> 1%	275	20,095	197	1.0%
Okaloosa	18,675	<div><div></div></div> 1%	196	18,871	327	1.8%
Bay	17,959	<div><div></div></div> 1%	706	18,665	344	1.9%
Santa Rosa	16,894	<div><div></div></div> 1%	214	17,108	262	1.6%
Clay	16,675	<div><div></div></div> 1%	41	16,716	304	1.8%
Hernando	11,207	<div><div></div></div> 1%	88	11,295	399	3.6%
Indian River	10,947	<div><div></div></div> 1%	94	11,041	261	2.4%
Charlotte	10,519	<div><div></div></div> 1%	165	10,684	366	3.5%
Martin	10,403	<div><div></div></div> 1%	191	10,594	284	2.7%
Citrus	9,680	<div><div></div></div> 1%	76	9,756	399	4.1%
Sumter	7,933	<div><div></div></div> 0%	84	8,017	238	3.0%
Nassau	7,297	<div><div></div></div> 0%	424	7,721	112	1.5%

County	FL resident cases		Non-FL resident cases	Total cases	FL resident deaths	FL death rate
Columbia	7,639	<div><div></div></div> 0%	37	7,676	155	2.0%
Highlands	7,158	<div><div></div></div> 0%	72	7,230	307	4.3%
Walton	6,304	<div><div></div></div> 0%	735	7,039	81	1.3%
Flagler	5,892	<div><div></div></div> 0%	73	5,965	92	1.6%
Jackson	5,846	<div><div></div></div> 0%	63	5,909	150	2.6%
Monroe	5,538	<div><div></div></div> 0%	319	5,857	46	0.8%
Putnam	5,823	<div><div></div></div> 0%	19	5,842	126	2.2%
Gadsden	5,417	<div><div></div></div> 0%	16	5,433	84	1.6%
Suwannee	5,088	<div><div></div></div> 0%	27	5,115	131	2.6%
Hendry	4,291	<div><div></div></div> 0%	18	4,309	73	1.7%
Desoto	3,781	<div><div></div></div> 0%	17	3,798	75	2.0%
Okeechobee	3,523	<div><div></div></div> 0%	39	3,562	78	2.2%
Unknown	369	<div><div></div></div> 0%	3,100	3,469	0	0.0%
Baker	3,283	<div><div></div></div> 0%	15	3,298	56	1.7%
Wakulla	3,151	<div><div></div></div> 0%	12	3,163	52	1.7%
Levy	2,866	<div><div></div></div> 0%	9	2,875	35	1.2%
Bradford	2,836	<div><div></div></div> 0%	13	2,849	52	1.8%
Hardee	2,779	<div><div></div></div> 0%	15	2,794	29	1.0%
Taylor	2,634	<div><div></div></div> 0%	6	2,640	42	1.6%
Washington	2,606	<div><div></div></div> 0%	20	2,626	48	1.8%
Holmes	2,147	<div><div></div></div> 0%	31	2,178	44	2.0%
Madison	1,969	<div><div></div></div> 0%	26	1,995	43	2.2%
Gulf	1,845	<div><div></div></div> 0%	23	1,868	41	2.2%
Union	1,739	<div><div></div></div> 0%	1	1,740	70	4.0%
Calhoun	1,605	<div><div></div></div> 0%	3	1,608	40	2.5%
Lafayette	1,590	<div><div></div></div> 0%	0	1,590	24	1.5%
Hamilton	1,551	<div><div></div></div> 0%	18	1,569	21	1.4%
Dixie	1,489	<div><div></div></div> 0%	3	1,492	19	1.3%
Jefferson	1,382	<div><div></div></div> 0%	22	1,404	24	1.7%
Gilchrist	1,399	<div><div></div></div> 0%	4	1,403	35	2.5%
Franklin	1,248	<div><div></div></div> 0%	31	1,279	17	1.4%
Liberty	1,039	<div><div></div></div> 0%	1	1,040	15	1.4%
Glades	901	<div><div></div></div> 0%	2	903	15	1.7%
Total	1,874,154		35,067	1,909,221	30,852	1.6%

# COVID-19: characteristics of 1,874,154 Florida resident cases

Data through Feb 27, 2021 verified as of Feb 28, 2021 at 09:25 AM

Data in this report are provisional and subject to change.

The table below includes the cities and counties of residence for cases in Florida residents based on the patient's ZIP Code. Note that city is not always received as part of the initial notification and may be missing while the case is being investigated.

City and county	Cases
Miami, Dade	235,012
Orlando, Orange	83,475
Jacksonville, Duval	82,065
Tampa, Hillsborough	64,650
Hialeah, Dade	57,416
Fort Lauderdale, Broward	41,519
Hollywood, Broward	36,988
West Palm Beach, Palm Beach	29,110
Kissimmee, Osceola	27,967
Tallahassee, Leon	27,319
Pensacola, Escambia	25,099
Naples, Collier	24,648
Homestead, Dade	24,493
Saint Petersburg, Pinellas	23,869
Fort Myers, Lee	21,941
Bradenton, Manatee	20,354
Ocala, Marion	20,305
Boca Raton, Palm Beach	19,927
Lakeland, Polk	19,762
Pompano Beach, Broward	18,704
Gainesville, Alachua	17,598
Sarasota, Sarasota	15,915
Port Saint Lucie, St. Lucie	14,498
Lake Worth, Palm Beach	14,456
Cape Coral, Lee	14,131
Clearwater, Pinellas	12,789
Miami Beach, Dade	12,681
Miramar, Broward	12,601
Boynton Beach, Palm Beach	11,500
Panama City, Bay	11,421
Doral, Dade	11,149
Coral Springs, Broward	10,994
Miami Gardens, Dade	10,716
Saint Augustine, St. Johns	10,645
Melbourne, Brevard	9,743
Winter Haven, Polk	9,556
Delray Beach, Palm Beach	8,954
Lehigh Acres, Lee	8,734
Vero Beach, Indian River	8,418
Riverview, Hillsborough	8,407
Davie, Broward	8,354
Milton, Santa Rosa	8,184
Palm Bay, Brevard	7,687
New Port Richey, Pasco	7,640
Sunrise, Broward	7,544
Fort Pierce, St. Lucie	7,347
Coral Gables, Dade	7,190
Saint Cloud, Osceola	7,133
Largo, Pinellas	7,108
Daytona Beach, Volusia	6,988
Lake City, Columbia	6,964
Apopka, Orange	6,885
Orange Park, Clay	6,816
Spring Hill, Hernando	6,688
Plantation, Broward	6,556
Clermont, Lake	6,437
North Miami Beach, Dade	6,435
Davenport, Polk	6,404

# COVID-19: characteristics of 1,874,154 Florida resident cases

Data through Feb 27, 2021 verified as of Feb 28, 2021 at 09:25 AM

Data in this report are provisional and subject to change.

The table below includes the cities and counties of residence for cases in Florida residents based on the patient's ZIP Code. Note that city is not always received as part of the initial notification and may be missing while the case is being investigated.

City and county	Cases
Brandon, Hillsborough	6,304
Jupiter, Palm Beach	6,060
Weston, Broward	6,022
Plant City, Hillsborough	5,979
Sanford, Seminole	5,972
Deltona, Volusia	5,886
Deerfield Beach, Broward	5,599
Winter Garden, Orange	5,535
Fort Walton Beach, Okaloosa	5,197
Tamarac, Broward	5,195
Port Charlotte, Charlotte	5,172
Crestview, Okaloosa	4,984
Palm Coast, Flagler	4,965
Stuart, Martin	4,939
Wesley Chapel, Pasco	4,829
Coconut Creek, Broward	4,714
Palm Beach Gardens, Palm Beach	4,694
Land O Lakes, Pasco	4,691
Margate, Broward	4,626
Deland, Volusia	4,571
Palmetto, Manatee	4,569
Winter Park, Orange	4,546
Palm Harbor, Pinellas	4,529
Wellington, Palm Beach	4,444
Oviedo, Seminole	4,434
Miami Lakes, Dade	4,310
Opa Locka, Dade	4,188
Altamonte Springs, Seminole	4,140
Middleburg, Clay	4,061
Lutz, Hillsborough	4,017
Port Orange, Volusia	3,999
Haines City, Polk	3,992
Live Oak, Suwannee	3,966
Brooksville, Hernando	3,920
Venice, Sarasota	3,890
North Port, Sarasota	3,874
Valrico, Hillsborough	3,861
Punta Gorda, Charlotte	3,833
Sebring, Highlands	3,833
Ocoee, Orange	3,830
Leesburg, Lake	3,818
The Villages, Sumter	3,806
Hallandale, Broward	3,791
Saint Johns, St. Johns	3,703
Arcadia, Desoto	3,677
Pembroke Pines, Broward	3,663
Bonita Springs, Lee	3,559
Ormond Beach, Volusia	3,543
Seminole, Pinellas	3,531
Okeechobee, Okeechobee	3,512
Navarre, Santa Rosa	3,507
Zephyrhills, Pasco	3,484
Windermere, Orange	3,281
Pinellas Park, Pinellas	3,277
Immokalee, Collier	3,260
Longwood, Seminole	3,238
North Lauderdale, Broward	3,202
Gulf Breeze, Santa Rosa	3,189
North Miami, Dade	3,137



# COVID-19: characteristics of 1,874,154 Florida resident cases

Data through Feb 27, 2021 verified as of Feb 28, 2021 at 09:25 AM

Data in this report are provisional and subject to change.

The table below includes the cities and counties of residence for cases in Florida residents based on the patient's ZIP Code. Note that city is not always received as part of the initial notification and may be missing while the case is being investigated.

City and county	Cases
Ruskin, Hillsborough	3,136
Cocoa, Brevard	3,107
Niceville, Okaloosa	3,098
Cantonment, Escambia	3,040
Panama City Beach, Bay	2,916
Jacksonville Beach, Duval	2,890
Quincy, Gadsden	2,881
Lake Worth Beach, Palm Beach	2,861
Key West, Monroe	2,833
Crawfordville, Wakulla	2,829
Casselberry, Seminole	2,762
Cutler Ridge, Dade	2,752
Hudson, Pasco	2,717
Dade City, Pasco	2,714
Bartow, Polk	2,700
Port Richey, Pasco	2,699
Palatka, Putnam	2,696
Fernandina Beach, Nassau	2,652
North Fort Myers, Lee	2,617
Green Cove Springs, Clay	2,603
Oakland Park, Broward	2,595
Titusville, Brevard	2,589
Lake Mary, Seminole	2,527
Kissimmee, Polk	2,506
Winter Springs, Seminole	2,504
Auburndale, Polk	2,493
Ponte Vedra Beach, St. Johns	2,479
Perry, Taylor	2,475
Aventura, Dade	2,432
Merritt Island, Brevard	2,412
Lake Wales, Polk	2,412
Lynn Haven, Bay	2,394
New Smyrna Beach, Volusia	2,367
Tarpon Springs, Pinellas	2,349
Marianna, Jackson	2,342
Inverness, Citrus	2,311
Belle Glade, Palm Beach	2,268
Clewiston, Hendry	2,264
Fleming Island, Clay	2,218
Eustis, Lake	2,181
Santa Rosa Beach, Walton	2,170
Parkland, Broward	2,156
Royal Palm Beach, Palm Beach	2,144
Wimauma, Hillsborough	2,131
Cooper City, Broward	2,127
Dunedin, Pinellas	2,127
Estero, Lee	2,101
Loxahatchee, Palm Beach	2,075
Chipley, Washington	2,027
Defuniak Springs, Walton	2,026
Holiday, Pasco	2,022
Rockledge, Brevard	1,942
Sarasota, Manatee	1,932
Key Biscayne, Dade	1,923
Destin, Okaloosa	1,915
Starke, Bradford	1,908
Parrish, Manatee	1,903
Labelle, Hendry	1,902
Mount Dora, Lake	1,860

# COVID-19: characteristics of 1,874,154 Florida resident cases

Data through Feb 27, 2021 verified as of Feb 28, 2021 at 09:25 AM

Data in this report are provisional and subject to change.

The table below includes the cities and counties of residence for cases in Florida residents based on the patient's ZIP Code. Note that city is not always received as part of the initial notification and may be missing while the case is being investigated.

City and county	Cases
Palm City, Martin	1,852
Odessa, Hillsborough	1,849
Avon Park, Highlands	1,849
Mulberry, Polk	1,823
Riviera Beach, Palm Beach	1,803
Tavares, Lake	1,792
Seffner, Hillsborough	1,742
Summerfield, Marion	1,738
Yulee, Nassau	1,728
Groveland, Lake	1,651
Wauchula, Hardee	1,618
Pinecrest, Dade	1,616
Maccleddy, Baker	1,605
Maitland, Orange	1,580
Mayo, Lafayette	1,562
Lithia, Hillsborough	1,561
Sebastian, Indian River	1,545
Bonifay, Holmes	1,544
Callahan, Nassau	1,539
Coconut Grove, Dade	1,535
Orange City, Volusia	1,533
Carol City, Dade	1,509
Ponte Vedra, St. Johns	1,503
Missing, Dade	1,481
Crossings, Dade	1,475
Homosassa, Citrus	1,474
Lady Lake, Lake	1,470
Palmetto Bay, Dade	1,460
Crystal River, Citrus	1,457
Dania, Broward	1,390
Pace, Santa Rosa	1,358
Lake Placid, Highlands	1,349
Lake Butler, Union	1,347
Gibson, Hillsborough	1,314
Madison, Madison	1,310
Sun City Center, Hillsborough	1,296
Oldsmar, Pinellas	1,294
Atlantic Beach, Duval	1,292
Florida City, Dade	1,291
Dover, Hillsborough	1,289
Biscayne Park, Dade	1,265
Hobe Sound, Martin	1,265
Monticello, Jefferson	1,265
Dunnellon, Marion	1,251
Edgewater, Volusia	1,231
Apollo Beach, Hillsborough	1,228
Palm Springs, Palm Beach	1,226
Alachua, Alachua	1,220
Indiantown, Martin	1,217
Graceville, Jackson	1,209
DeBary, Volusia	1,194
Bellevue, Marion	1,186
North Palm Beach, Palm Beach	1,149
Century, Escambia	1,142
Lantana, Palm Beach	1,124
Newberry, Alachua	1,106
South Miami, Dade	1,103
Lecanto, Citrus	1,076
Havana, Gadsden	1,067

# COVID-19: characteristics of 1,874,154 Florida resident cases

Data through Feb 27, 2021 verified as of Feb 28, 2021 at 09:25 AM

Data in this report are provisional and subject to change.

The table below includes the cities and counties of residence for cases in Florida residents based on the patient's ZIP Code. Note that city is not always received as part of the initial notification and may be missing while the case is being investigated.

City and county	Cases
El Portal, Dade	1,052
Hilliard, Nassau	1,048
Williston, Levy	1,043
Safety Harbor, Pinellas	1,039
Ellenton, Manatee	1,031
Beverly Hills, Citrus	1,028
Blountstown, Calhoun	1,021
Jensen Beach, Martin	1,018
Jasper, Hamilton	1,017
Freeport, Walton	1,009
Satellite Beach, Brevard	981
Lauderhill, Broward	964
Trenton, Gilchrist	957
Wewahitchka, Gulf	954
Wildwood, Sumter	938
Sanderson, Baker	938
Keystone Heights, Clay	924
Hernando, Citrus	910
Wilton Manors, Broward	908
Nokomis, Sarasota	904
Everglades National Park, Dade	900
Mary Esther, Okaloosa	895
Englewood, Charlotte	887
Fellsmere, Indian River	884
Frostproof, Polk	884
Key Largo, Monroe	867
Fisher Island, Dade	862
Polk City, Polk	860
Port Saint Joe, Gulf	859
Dunnellon, Citrus	852
Bushnell, Sumter	850
Moore Haven, Glades	843
Shalimar, Okaloosa	841
Medley, Dade	835
Coleman, Sumter	829
Lauderdale Lakes, Broward	824
Bristol, Liberty	805
Cross City, Dixie	798
Pahokee, Palm Beach	794
South Bay, Palm Beach	782
Marco Island, Collier	754
Cocoa Beach, Brevard	746
Fort Meade, Polk	744
Glen Saint Mary, Baker	735
High Springs, Alachua	729
Chiefland, Levy	728
Chattahoochee, Gadsden	722
Sorrento, Lake	711
Minneola, Lake	709
Englewood, Sarasota	706
Uleta, Dade	703
Olympia Heights, Dade	703
Indialantic, Brevard	700
Trinity, Pasco	699
Crescent City, Putnam	692
Thonotosassa, Hillsborough	692
Spring Hill, Pasco	690
Miramar Beach, Walton	685
Interlachen, Putnam	683

# COVID-19: characteristics of 1,874,154 Florida resident cases

Data through Feb 27, 2021 verified as of Feb 28, 2021 at 09:25 AM

Data in this report are provisional and subject to change.

The table below includes the cities and counties of residence for cases in Florida residents based on the patient's ZIP Code. Note that city is not always received as part of the initial notification and may be missing while the case is being investigated.

City and county	Cases
Coral, Dade	678
Fruitland Park, Lake	673
Lawtey, Bradford	657
Bowling Green, Hardee	651
Marathon, Monroe	650
Southwest Ranches, Broward	647
Fort Myers Beach, Lee	643
Jacksonville, St. Johns	637
Old Town, Dixie	636
Lake Alfred, Polk	629
Umatilla, Lake	627
Fort White, Columbia	618
Neptune Beach, Duval	608
West Melbourne, Brevard	602
Silver Springs, Marion	573
Baker, Okaloosa	571
Bronson, Levy	550
Sneads, Jackson	545
Clearwater Beach, Pinellas	541
South Daytona, Volusia	540
Belle Isle, Orange	539
Palm Beach, Palm Beach	538
Weeki Wachee, Hernando	535
Jay, Santa Rosa	525
Gulfport, Pinellas	524
Carrabelle, Franklin	521
Bunnell, Flagler	498
Surfside, Dade	494
Mascotte, Lake	493
Sweetwater, Dade	486
Hawthorne, Alachua	485
Molino, Escambia	475
Cottdale, Jackson	474
Citra, Marion	466
Midway, Gadsden	457
Oakland, Orange	457
Rotunda West, Charlotte	456
Oxford, Sumter	455
Zolfo Springs, Hardee	455
Florida State University, Leon	449
East Palatka, Putnam	446
Youngstown, Bay	437
Myakka City, Manatee	436
Melbourne Beach, Brevard	436
Cape Canaveral, Brevard	434
Ocklawaha, Marion	431
Mims, Brevard	429
Tavernier, Monroe	421
Altha, Calhoun	417
Branford, Suwannee	413
Indian Harbour Beach, Brevard	412
Dundee, Polk	410
Apalachicola, Franklin	408
Alva, Lee	405
Bell, Gilchrist	405
Celebration, Osceola	403
Flagler Beach, Flagler	401
Centerville, Leon	395
Bal Harbour, Dade	387

# COVID-19: characteristics of 1,874,154 Florida resident cases

Data through Feb 27, 2021 verified as of Feb 28, 2021 at 09:25 AM

Data in this report are provisional and subject to change.

The table below includes the cities and counties of residence for cases in Florida residents based on the patient's ZIP Code. Note that city is not always received as part of the initial notification and may be missing while the case is being investigated.

City and county	Cases
Archer, Alachua	374
Haverhill, Palm Beach	372
De Leon Springs, Volusia	364
Hastings, St. Johns	362
Eagle Lake, Polk	360
Raiford, Union	359
Webster, Sumter	355
Osprey, Sarasota	346
Floral City, Citrus	344
Grand Ridge, Jackson	343
West Miami, Dade	338
Tequesta, Palm Beach	333
Lake Park, Palm Beach	329
Greenville, Madison	326
Holly Hill, Volusia	325
Vernon, Washington	317
Ave Maria, Collier	315
Grand Island, Lake	315
Pierson, Volusia	313
Jennings, Hamilton	312
Malone, Jackson	310
Montverde, Lake	308
Chuluota, Seminole	308
Satsuma, Putnam	303
Eastpoint, Franklin	301
Gotha, Orange	294
Indian Rocks Beach, Pinellas	292
Laurel Hill, Okaloosa	290
Melrose, Putnam	288
Westville, Holmes	288
Sebastian, Brevard	285
Bryceville, Nassau	284
Lehigh, Lee	283
Elkton, St. Johns	283
Reddick, Marion	281
Alafaya, Orange	279
Kenneth City, Pinellas	279
Valparaiso, Okaloosa	278
Fort McCoy, Marion	276
Malabar, Brevard	271
Greenwood, Jackson	267
O Brien, Suwannee	266
Anthony, Marion	263
San Antonio, Pasco	261
Winter Park, Seminole	260
Ponce De Leon, Holmes	259
Lake Panasoffkee, Sumter	256
Belleair, Pinellas	251
Missing, Volusia	247
Geneva, Seminole	245
Greenacres, Palm Beach	244
Morrison, Levy	243
Inlet Beach, Walton	237
South Pasadena, Pinellas	235
Missing, Orange	234
Edgewood, Orange	230
Sanibel, Lee	229
Lee, Madison	228
Southport, Bay	226

# COVID-19: characteristics of 1,874,154 Florida resident cases

Data through Feb 27, 2021 verified as of Feb 28, 2021 at 09:25 AM

Data in this report are provisional and subject to change.

The table below includes the cities and counties of residence for cases in Florida residents based on the patient's ZIP Code. Note that city is not always received as part of the initial notification and may be missing while the case is being investigated.

City and county	Cases
Fountain, Bay	225
White Springs, Hamilton	221
Fern Park, Seminole	221
Gretna, Gadsden	220
Hosford, Liberty	219
Eglin Air Force Base, Okaloosa	219
Kindred, Osceola	218
Weirsdale, Marion	217
Hallandale Beach, Broward	212
Longboat Key, Manatee	211
Wellborn, Suwannee	208
University Of Central Fl, Orange	204
Mcdavid, Escambia	199
Bay Harbor Islands, Dade	196
Holt, Okaloosa	193
Saint James City, Lee	192
Lakewood Ranch, Manatee	190
Astatula, Lake	189
Juno Beach, Palm Beach	187
Mcalpin, Suwannee	186
Islamorada, Monroe	186
Holmes Beach, Manatee	184
Azalea Park, Orange	182
Howey-In-The-Hills, Lake	182
Sopchoppy, Wakulla	182
Poinciana, Polk	181
The Villages, Marion	179
Altoona, Lake	179
Micanopy, Alachua	178
Alford, Jackson	177
Babson Park, Polk	176
Zellwood, Orange	173
Atlantis, Palm Beach	172
Madeira Beach, Pinellas	172
Lauderdale By The Sea, Broward	167
The Villages, Lake	166
Mangonia Park, Palm Beach	160
Summerland Key, Monroe	159
Center Hill, Sumter	159
Lake Helen, Volusia	159
Caryville, Washington	159
University Of Miami, Dade	156
Odessa, Pasco	152
Viera, Brevard	152
Bokeelia, Lee	149
Rocky Point, Hillsborough	147
Pomona Park, Putnam	147
Lockhart, Orange	146
Golden Beach, Dade	146
Osteen, Volusia	144
University Of Fl, Alachua	143
Bay Lake, Orange	142
Oak Hill, Volusia	142
Hiawassee, Orange	139
Hypoluxo, Palm Beach	138
Clair-Mel City, Hillsborough	138
Ponce Inlet, Volusia	137
Grant-Valkaria, Brevard	137
Citrus Springs, Citrus	136

# COVID-19: characteristics of 1,874,154 Florida resident cases

Data through Feb 27, 2021 verified as of Feb 28, 2021 at 09:25 AM

Data in this report are provisional and subject to change.

The table below includes the cities and counties of residence for cases in Florida residents based on the patient's ZIP Code. Note that city is not always received as part of the initial notification and may be missing while the case is being investigated.

City and county	Cases
Hollister, Putnam	133
Cutler Bay, Dade	130
Baldwin, Duval	128
Carrollwood, Hillsborough	128
Lutz, Pasco	127
Sumterville, Sumter	127
Lady Lake, Sumter	125
Hampton, Bradford	125
San Mateo, Putnam	122
Apopka, Seminole	122
Clarksville, Calhoun	119
Inglis, Levy	119
Christmas, Orange	118
Matlacha, Lee	118
Cloud Lake, Palm Beach	118
Steinhatchee, Taylor	118
Lake Hamilton, Polk	117
Big Pine Key, Monroe	117
Paisley, Lake	116
Kendall, Dade	114
Placida, Charlotte	112
Missing, Lee	108
University Of Central Florida, Orange	107
Buena Ventura Lakes, Osceola	105
Belleair Beach, Pinellas	105
Panacea, Wakulla	102
Callaway, Bay	102
Dinsmore, Duval	101
Brooker, Bradford	101
Lamont, Jefferson	100
Temple Terrace, Hillsborough	100
Tierra Verde, Pinellas	99
Seville, Volusia	99
Hurlburt Field, Okaloosa	98
Astor, Lake	98
South Fort Myers, Lee	97
Canal Point, Palm Beach	96
West Park, Broward	96
Harmony, Osceola	94
Lighthouse Point, Broward	93
Florahome, Putnam	93
Barry University, Dade	92
Bascom, Jackson	91
Waldo, Alachua	91
Missing, St. Johns	90
Barefoot Bay, Brevard	88
Florida Gulf Coast Univ, Lee	88
Cedar Key, Levy	87
Saint Leo, Pasco	86
University Of South Florida, Hillsborough	86
Bradenton Beach, Manatee	86
Dania Beach, Broward	86
Pinetta, Madison	86
Maitland, Seminole	86
Fruit Cove, St. Johns	86
Tyndall Air Force Base, Bay	85
Lorida, Highlands	83
Missing, Marion	82
Crystal Beach, Pinellas	81

# COVID-19: characteristics of 1,874,154 Florida resident cases

Data through Feb 27, 2021 verified as of Feb 28, 2021 at 09:25 AM

Data in this report are provisional and subject to change.

The table below includes the cities and counties of residence for cases in Florida residents based on the patient's ZIP Code. Note that city is not always received as part of the initial notification and may be missing while the case is being investigated.

City and county	Cases
F M, Lee	79
Kathleen, Polk	79
Sunny Isles Beach, Dade	76
City Of Sunrise, Broward	76
Palma Ceia, Hillsborough	74
Ocean Ridge, Palm Beach	74
Welaka, Putnam	74
Missing, St. Lucie	73
Fort Denaud, Hendry	73
Patrick Air Force Base, Brevard	72
Avon Park, Polk	72
Eatonville, Orange	71
Campbellton, Jackson	70
Saint Pete Beach, Pinellas	69
Air Mail Facility, Dade	69
Ochopee, Collier	69
Yalaha, Lake	68
Greensboro, Gadsden	65
Princeton, Dade	64
Boca Grande, Lee	64
North Venice, Sarasota	64
Stock Island, Monroe	63
Missing, Pinellas	60
Reunion, Osceola	60
Anna Maria, Manatee	59
Bonita Beach, Lee	59
Destin, Walton	58
Georgetown, Putnam	58
Orlando, Seminole	57
Cudjoe Key, Monroe	57
Bellview, Escambia	56
Mexico Beach, Bay	56
North Redington Beach, Pinellas	56
Micco, Brevard	53
Missing, Santa Rosa	53
Lake Suzy, Desoto	53
Ona, Hardee	52
Miami, Unknown	52
Treasure Island, Pinellas	51
Walnut Hill, Escambia	51
Missing, Lake	51
Orlando, Dade	51
Missing, Pasco	51
Heathrow, Seminole	51
Northdale, Hillsborough	50
Miami Springs, Dade	50
Felda, Hendry	49
Singer Island, Palm Beach	49
Missing, Duval	48
Okahumpka, Lake	48
Aloma, Orange	48
Salt Springs, Marion	47
Miromar Lakes, Lee	47
Cinco Bayou, Okaloosa	47
Town N Country, Hillsborough	47
Palm Beach Shores, Palm Beach	47
Duette, Manatee	45
Highland City, Polk	45
University Of Tampa, Hillsborough	45



# COVID-19: characteristics of 1,874,154 Florida resident cases

Data through Feb 27, 2021 verified as of Feb 28, 2021 at 09:25 AM

Data in this report are provisional and subject to change.

The table below includes the cities and counties of residence for cases in Florida residents based on the patient's ZIP Code. Note that city is not always received as part of the initial notification and may be missing while the case is being investigated.

City and county	Cases
Enterprise, Volusia	44
Orlando, Osceola	44
Waverly, Polk	44
Sewalls Point, Martin	44
Florence Villa, Polk	43
Intercession City, Osceola	43
Terra Ceia, Manatee	43
Eaton Park, Polk	42
Kenansville, Osceola	41
Village Of Wellington, Palm Beach	41
Gulf Breeze, Escambia	41
Manalapan, Palm Beach	41
Missing, Palm Beach	40
Green Acres, Palm Beach	40
Ebro, Washington	40
Saint Johns, Duval	40
Lacoochee, Pasco	39
Key Colony Beach, Monroe	39
Orlando, Broward	39
Bayonet Point, Pasco	38
Florida International Univ, Dade	38
Florida A And M University, Leon	37
Ponte Vedra, Duval	37
Hialeah Gardens, Dade	37
Orlando, Volusia	37
Village Wellington, Palm Beach	36
Naranja, Dade	36
Orlando, Polk	35
Pasadena, Pinellas	34
Highland Beach, Palm Beach	34
Flemington, Marion	34
Cortez, Manatee	33
Tice, Lee	33
Homeland, Polk	32
Bay Pines, Pinellas	32
Palm Shores, Brevard	32
Dowling Park, Suwannee	32
Lulu, Columbia	31
Bagdad, Santa Rosa	31
Miami Shores, Dade	31
Eloise, Polk	30
Bonaventure, Broward	30
Nocatee, Desoto	29
Stetson University, Volusia	29
Missing, Sumter	29
Orlando, Hillsborough	29
Venus, Highlands	29
Bonita Springs, Collier	29
Lealman, Pinellas	29
Davenport, Osceola	29
Penney Farms, Clay	29
North Bay Village, Dade	29
Siesta Key, Sarasota	29
Hallandale Beach, Broward	28
Pensacola Beach, Santa Rosa	28
Bayshore Gardens, Manatee	28
Mcintosh, Marion	28
Missing, Seminole	28
South Palm Beach, Palm Beach	28

# COVID-19: characteristics of 1,874,154 Florida resident cases

Data through Feb 27, 2021 verified as of Feb 28, 2021 at 09:25 AM

Data in this report are provisional and subject to change.

The table below includes the cities and counties of residence for cases in Florida residents based on the patient's ZIP Code. Note that city is not always received as part of the initial notification and may be missing while the case is being investigated.

City and county	Cases
Univ Of FI Student Dorms, Alachua	28
Lakeshore, Polk	28
Saint Marks, Wakulla	27
Horseshoe Beach, Dixie	27
Florida State, Leon	27
Caryville, Holmes	27
Jupiter, Martin	27
Kinard, Calhoun	26
Chokoloskee, Collier	26
City Of Westlake, Palm Beach	26
Missing, Hillsborough	26
Palmdale, Glades	26
Homosassa Springs, Citrus	26
Poinciana, Osceola	26
Miami, Broward	26
Missing, Monroe	25
Indian Lake Estates, Polk	25
Alturas, Polk	25
South Miami Heights, Dade	25
Little Torch Key, Monroe	25
Tangerine, Orange	25
Pine Hills, Orange	24
Missing, Broward	24
Labelle, Glades	24
Earleton, Alachua	24
Fort Lauderdale, Dade	24
Santa Fe, Alachua	24
Missing, Escambia	24
New Smyrna, Volusia	23
Westchase, Hillsborough	23
Goulds, Dade	23
Archer, Levy	23
Wekiva Springs, Seminole	23
Bradley, Polk	23
Kissimmee, Orange	22
La Crosse, Alachua	22
Pembroke Park, Broward	22
Ridge Manor, Pasco	22
Hawthorne, Putnam	22
Florida Dept Of Corrections, Union	22
Paxton, Walton	22
Wausau, Washington	22
Yankeetown, Levy	22
Sydney, Hillsborough	22
Long Key, Monroe	22
Balm, Hillsborough	22
Tioga, Alachua	22
Mexico Beach, Gulf	21
Perdido Key, Escambia	21
Orange Lake, Marion	21
Wabasso, Indian River	21
Sparr, Marion	21
Plymouth, Orange	21
Bonifay, Washington	21
Bostwick, Putnam	21
Loughman, Polk	20
Everglades City, Collier	20
Citrus Ridge, Indian River	20
Pine Castle, Orange	20

# COVID-19: characteristics of 1,874,154 Florida resident cases

Data through Feb 27, 2021 verified as of Feb 28, 2021 at 09:25 AM

Data in this report are provisional and subject to change.

The table below includes the cities and counties of residence for cases in Florida residents based on the patient's ZIP Code. Note that city is not always received as part of the initial notification and may be missing while the case is being investigated.

City and county	Cases
Branford, Lafayette	20
Missing, Citrus	20
Missing, Manatee	20
Indian River Shores, Indian River	20
Sugarloaf Key, Monroe	20
Sun City, Hillsborough	19
Florida International University, Dade	19
Babcock Ranch, Lee	19
Crystal Springs, Pasco	19
Wildlight, Nassau	19
Laud-By-The-Sea, Broward	19
Parker, Bay	19
Mango, Hillsborough	19
Hollywood, Dade	18
Lowell, Marion	18
Westlake, Palm Beach	18
Orlando, Palm Beach	18
Fort Ogden, Desoto	18
Redington Shores, Pinellas	18
Goodland, Collier	18
Nichols, Polk	17
Nalcrest, Polk	17
Maxville, Duval	17
Champions Gate, Polk	17
Jensen Beach, St. Lucie	17
Graceville, Holmes	17
Candler, Marion	17
Missing, Indian River	17
West Panama City Beach, Bay	16
Jacksonville, Unknown	16
Missing, Collier	16
Forest City, Orange	16
Orlando, Pinellas	16
High Springs, Gilchrist	16
Gulf Hammock, Levy	16
Shady Hills, Pasco	16
Union Park, Orange	16
Gulf Stream, Palm Beach	15
Webster, Hernando	15
Tallevast, Manatee	15
Hernando Beach, Hernando	15
Hutchinson Island, St. Lucie	15
White Springs, Columbia	15
Otter Creek, Levy	15
Woodville, Leon	15
Lake City, Suwannee	15
Missing, Brevard	15
Wewahitchka, Calhoun	15
Trenton, Levy	15
Lake Buena Vista, Orange	15
Golden Oak, Orange	15
Saint Lucie West, St. Lucie	14
Brooksville, Pasco	14
Winter Garden, Lake	14
Murdock, Charlotte	14
Copeland, Collier	14
Lakewood Ranch, Sarasota	14
Village Of Palmetto Bay, Dade	14
Mount Dora, Orange	14

# COVID-19: characteristics of 1,874,154 Florida resident cases

Data through Feb 27, 2021 verified as of Feb 28, 2021 at 09:25 AM

Data in this report are provisional and subject to change.

The table below includes the cities and counties of residence for cases in Florida residents based on the patient's ZIP Code. Note that city is not always received as part of the initial notification and may be missing while the case is being investigated.

City and county	Cases
Missing, Bay	14
Laurel Hill, Walton	14
Suwannee, Dixie	14
Graham, Bradford	13
Braden River, Manatee	13
Wahneta, Polk	13
Kingsley Lake, Bradford	13
Gonzalez, Escambia	13
Orlando, Brevard	13
Saint George Island, Franklin	13
Trilby, Pasco	13
Daytona Beach Shores, Volusia	13
Hialeah, Unknown	13
Belleair Bluffs, Pinellas	13
Lake Monroe, Seminole	13
Orlando, Lake	13
Johns Pass Village, Pinellas	13
Buckingham, Lee	13
Watersound, Walton	13
Orlando, Unknown	12
Choctaw Beach, Okaloosa	12
Fort Charlotte, Charlotte	12
Unknown, Dade	12
Long Boat Key, Manatee	12
Pensacola Beach, Escambia	12
Rosemary Beach, Walton	12
Roseland, Indian River	12
Durant, Hillsborough	12
Holder, Citrus	12
Missing, Putnam	12
Mount Plymouth, Lake	12
Missing, Unknown	11
Greenville, Taylor	11
Citrus Hills, Citrus	11
Orlando, Leon	11
Florida State Univ Admin, Leon	11
Indian Creek Village, Dade	11
Naples, Lee	11
Steinhatchee, Dixie	11
Deer Island, Lake	11
Alys Beach, Bay	11
Eau Gallie, Brevard	11
Ramrod Key, Monroe	11
Missing, Polk	10
Missing, Okaloosa	10
University Park, Manatee	10
Deerfield Beach, Palm Beach	10
Captiva, Lee	10
Lake Como, Putnam	10
Grandin, Putnam	10
East Lake, Marion	10
Gibsonia, Polk	10
Redington Beach, Pinellas	10
Telogia, Liberty	10
Missing, Nassau	10
Ozona, Pinellas	10
Orlando, Duval	10
Dade City, Hernando	10
Leisure City, Dade	10

# COVID-19: characteristics of 1,874,154 Florida resident cases

Data through Feb 27, 2021 verified as of Feb 28, 2021 at 09:25 AM

Data in this report are provisional and subject to change.

The table below includes the cities and counties of residence for cases in Florida residents based on the patient's ZIP Code. Note that city is not always received as part of the initial notification and may be missing while the case is being investigated.

City and county	Cases
Hillsboro Beach, Broward	10
Missing, Martin	10
Passport, Unknown	10
Seacrest, Walton	10
Elfers, Pasco	9
Fanning Springs, Gilchrist	9
Grant Valkaria, Brevard	9
Briny Breezes, Palm Beach	9
Nobleton, Hernando	9
Perrine, Dade	9
Saint Augustine, Duval	9
West Delray Beach, Palm Beach	9
Lamont, Madison	9
Lloyd, Jefferson	9
Los Angeles, Dade	9
Forest City, Seminole	9
Haines Creek, Lake	9
Cypress, Jackson	9
Boca Raton, Broward	9
Rubonia, Manatee	9
Babcock Ranch, Charlotte	9
Sea Ranch Lakes, Broward	9
Palma Sola, Manatee	9
Missing, Taylor	9
Innovation, Pasco	9
Cottdendale, Washington	9
Beverly Beach, Flagler	9
White City, Gulf	8
Worthington Springs, Union	8
Pine Ridge, Citrus	8
Cross Creek, Alachua	8
Fairfield, Marion	8
Fort Walton Beach, Unknown	8
Ferndale, Lake	8
Seybold, Dade	8
Putnam Hall, Putnam	8
Barberville, Volusia	8
Jerome, Collier	8
Ponce De Leon, Walton	8
Missing, Clay	8
Goldenrod, Seminole	8
Umatilla, Marion	8
Evinston, Alachua	8
Day, Lafayette	8
Salem, Taylor	8
Virginia Gardens, Dade	8
Orange Springs, Marion	7
Fernandina, Nassau	7
Port Saint John, Brevard	7
Orange Park, Duval	7
Basinger, Okeechobee	7
University Of Central Fl, Hillsborough	7
Orlando, Pasco	7
Longboat Key, Sarasota	7
Keystone Heights, Bradford	7
River Ranch, Polk	7
Saint Augustine Beach, St. Johns	7
Palm City, St. Lucie	7
Niceville, Walton	7

# COVID-19: characteristics of 1,874,154 Florida resident cases

Data through Feb 27, 2021 verified as of Feb 28, 2021 at 09:25 AM

Data in this report are provisional and subject to change.

The table below includes the cities and counties of residence for cases in Florida residents based on the patient's ZIP Code. Note that city is not always received as part of the initial notification and may be missing while the case is being investigated.

City and county	Cases
Orlando, Alachua	7
Fort Lauderdale, Unknown	7
Switzerland, St. Johns	7
Maitland, Volusia	7
Aripeka, Pasco	7
Holt, Santa Rosa	7
Orlando, Flagler	6
Orlando, Marion	6
Sunny Hills, Washington	6
Miami Gardens, Broward	6
Indian Shores, Pinellas	6
Okeechobee, Glades	6
Quail Heights, Dade	6
Punta Gorda, Lee	6
Valkaria, Brevard	6
Missing, Walton	6
Labelle, Lee	6
Winter Park, Polk	6
Winderemere, Orange	6
Maitland, Hillsborough	6
Grove City, Charlotte	6
Coco River, Collier	6
Eglin, Okaloosa	6
Glenwood, Volusia	6
Orchid, Indian River	6
Miccosukee, Leon	6
Pensacola, Unknown	6
Ybor City, Hillsborough	6
Morriston, Marion	6
Duck Key, Monroe	6
Newberry, Gilchrist	6
East Rockland Key, Monroe	6
Lake Butler, Bradford	6
Missing, Flagler	6
Mayport Naval Station, Duval	6
Bradenton, Sarasota	6
Maitland, Osceola	6
Inglis, Citrus	6
Orlando, Manatee	5
N/A, Unknown	5
Ocoee, Lake	5
Okeechobee, Martin	5
Wakulla Springs, Wakulla	5
Miami Beach, Unknown	5
Fort Lauderdale, Lee	5
Anastasia Island, St. Johns	5
Point Washington, Walton	5
University Of Central Fl, Martin	5
Williston, Marion	5
Psl, Unknown	5
San Carlos Park, Lee	5
Pompano Beach, Unknown	5
Bayou George, Bay	5
Boynton Beach, Broward	5
Miramar, Dade	5
Missing, Osceola	5
Miami Gardens, Unknown	5
Kissimmee, Unknown	5
Jacksonville Naval Air Station, Duval	5

# COVID-19: characteristics of 1,874,154 Florida resident cases

Data through Feb 27, 2021 verified as of Feb 28, 2021 at 09:25 AM

Data in this report are provisional and subject to change.

The table below includes the cities and counties of residence for cases in Florida residents based on the patient's ZIP Code. Note that city is not always received as part of the initial notification and may be missing while the case is being investigated.

City and county	Cases
Fort Lauderdale, Palm Beach	5
Clarcona, Orange	5
Ebro, Bay	5
Bruce, Holmes	5
Hialeah, Broward	5
Westchester, Dade	5
Port Salerno, Martin	5
Missing, Sarasota	5
Missing, Highlands	5
Scottsmeer, Brevard	5
Stuart, St. Lucie	5
Pass, Unknown	5
Miami, Palm Beach	5
Shady Grove, Taylor	5
Missing, Leon	5
Milton, Escambia	5
Inlet Beach, Bay	5
Mayport, Duval	5
Deland, Lake	5
Marina Del Rey, Dade	4
Greenville, Jefferson	4
Oklawaha, Marion	4
Live Oak, Madison	4
Loxahatchee Groves, Palm Beach	4
Port Charlotte, Unknown	4
West Bradenton, Manatee	4
Pensacola, Santa Rosa	4
Missing, Columbia	4
Glen Ridge, Palm Beach	4
Coconut Creek, Palm Beach	4
Mid Florida, Seminole	4
Ocean Breeze, Martin	4
Highland Park, Polk	4
Margate, Unknown	4
Melrose, Bradford	4
Lazy Lake, Broward	4
Lamont, Taylor	4
Sugarloaf, Monroe	4
Branford, Gilchrist	4
Cape Haze, Charlotte	4
Clewiston, Palm Beach	4
Conch Key, Monroe	4
Okeechobee, Osceola	4
Sandestin, Walton	4
Seacrest, Bay	4
Pompano Beach, Dade	4
Bella Collina, Lake	4
Alys Beach, Walton	4
El Jobean, Charlotte	4
Missing, Alachua	4
Naples, Unknown	4
Hinsdale, Manatee	4
Weirsdale, Lake	4
Oneco, Manatee	4
Pompano Beach, Palm Beach	4
International Service Center, Dade	4
Island Grove, Alachua	4
Hollywood, Unknown	4
Indian Rock Beach, Pinellas	4

# COVID-19: characteristics of 1,874,154 Florida resident cases

Data through Feb 27, 2021 verified as of Feb 28, 2021 at 09:25 AM

Data in this report are provisional and subject to change.

The table below includes the cities and counties of residence for cases in Florida residents based on the patient's ZIP Code. Note that city is not always received as part of the initial notification and may be missing while the case is being investigated.

City and county	Cases
Bowling Green, Polk	4
Cypress Gardens, Polk	4
Crestview, Walton	3
Cross Key, Monroe	3
Cape San Blas, Gulf	3
Apopka, Lake	3
Green Cove Springs, Duval	3
Fernandina Beach, Duval	3
Fpo, Duval	3
Mayport Naval Housing, Duval	3
Monticello, Madison	3
Vernon, Bay	3
Samoset, Manatee	3
San Fernando, Unknown	3
High Springs, Columbia	3
Jonesville, Alachua	3
Julington Creek, St. Johns	3
Jupiter Island, Martin	3
Longwood, Unknown	3
Mims, Volusia	3
Miramar, Unknown	3
Marco Island, Lee	3
Alford, Washington	3
Altamonte Springs, Orange	3
Pembroke Pines, Unknown	3
Ocean Reef Club, Monroe	3
Vero Beach, St. Lucie	3
Sorrento, Orange	3
Stuart, Palm Beach	3
Chicago, Lee	3
Coraopolis, Citrus	3
Champions Gate, Osceola	3
Bristol, Calhoun	3
Jacksonville, Alachua	3
North Fort Myers, Charlotte	3
Milligan, Okaloosa	3
Westville, Walton	3
Wacissa, Jefferson	3
Land O Lakes, Hillsborough	3
Lady Lake, Marion	3
Fisher Island, Unknown	3
Jacksonville , Duval	3
Bay Harbor Islands, Unknown	3
Ft Pierce, St. Lucie	3
Los Angeles, Broward	3
Lake Worth, Broward	3
Jacksonville, Dade	3
Pass, Dade	3
Vero Beach, Brevard	3
Brewton, Escambia	3
Apopka, Broward	3
Maitland, Polk	3
Lake Harbor, Palm Beach	3
Lanark Village, Franklin	3
Pp, Dade	3
Pp, Unknown	3
Orem, Palm Beach	3
Woodside, Broward	3
Village Of Golf, Palm Beach	3



# COVID-19: characteristics of 1,874,154 Florida resident cases

Data through Feb 27, 2021 verified as of Feb 28, 2021 at 09:25 AM

Data in this report are provisional and subject to change.

The table below includes the cities and counties of residence for cases in Florida residents based on the patient's ZIP Code. Note that city is not always received as part of the initial notification and may be missing while the case is being investigated.

City and county	Cases
Wildwood, Marion	3
Saint Petersburg, Hillsborough	3
Port Saint Lucie, Martin	3
Saint Augusaintine Beach, St. Johns	3
Palm Coast, Volusia	3
Miami, Orange	3
Lynbrook, Broward	3
Lake Geneva, Clay	3
Lake City, Duval	3
Lakeland, Hillsborough	3
Immokalee, Lee	3
Hallandale Beach, Unknown	3
Fort Myers, Unknown	3
Blountstown, Liberty	3
Missing, Hernando	3
Pineland, Lee	3
Tampa Palms, Hillsborough	3
Tampa, Pinellas	3
Winter Garden, Seminole	3
Tarpon Springs, Pasco	3
Jacksonville, Clay	3
Laurel, Sarasota	3
Ludlam, Dade	3
Clermont, Orange	3
Clermont, Polk	2
Bronx, Seminole	2
Doctors Inlet, Clay	2
Bonifay, Jackson	2
Bonnie, Sarasota	2
Lecanto, Marion	2
Miami Shores, Broward	2
Maitland, Leon	2
Lake Helen, Orange	2
Fort Myers, Collier	2
Fort Pierce, Martin	2
Weston, Dade	2
West Palm Beach, Dade	2
Winter Park, Leon	2
Redland, Dade	2
Olustee, Baker	2
Orlando, Charlotte	2
Orlando, Santa Rosa	2
Palm Springs North, Dade	2
Blountstown, Jackson	2
Alligator Point, Franklin	2
Bradington, Manatee	2
Coconut Creek, Unknown	2
Crawfordville, Leon	2
Eatonville, Lake	2
Hallandale Beach, Dade	2
Lawtey, Union	2
Lutz, Pinellas	2
Los Angeles, Okaloosa	2
Phoenix, Lake	2
None, Dade	2
Mount Pleasant, Gadsden	2
Navarre, Okaloosa	2
Seven Springs, Pasco	2
Upper Key Largo, Monroe	2

# COVID-19: characteristics of 1,874,154 Florida resident cases

Data through Feb 27, 2021 verified as of Feb 28, 2021 at 09:25 AM

Data in this report are provisional and subject to change.

The table below includes the cities and counties of residence for cases in Florida residents based on the patient's ZIP Code. Note that city is not always received as part of the initial notification and may be missing while the case is being investigated.

City and county	Cases
University Of Central Florida, Brevard	2
West Palm Beach, Broward	2
West Villages, Sarasota	2
Zellwood, Lake	2
University Of Central Florida, Palm Beach	2
University Of Central Florida, Pinellas	2
Wekiwa Springs, Seminole	2
Wimauma, Manatee	2
Moore Haven, Hendry	2
Provo, Broward	2
Portland, Unknown	2
Sumatra, Liberty	2
Maitland, Lake	2
Hialeah Lakes, Dade	2
Hialeah, Orange	2
Naples, Broward	2
Cassadaga, Volusia	2
Fort Walton Beach, Walton	2
Duke Field Air Force Station, Okaloosa	2
Dunnellon, Levy	2
University Of Central Florida, Broward	2
Orlando, Okaloosa	2
Ridge Manor Estates, Sumter	2
Saint Teresa, Wakulla	2
Ocala, Unknown	2
Miamt, Dade	2
Inverness, Polk	2
Maitland, Pasco	2
Madison, Unknown	2
Florida Power & Light Co, Dade	2
Amelia City, Nassau	2
Apopka, Unknown	2
Alligator Point, Wakulla	2
Chipley, Jackson	2
Fort Lauderdale, Alachua	2
Deerfield Beach, Unknown	2
Doral, Unknown	2
Brooklyn, Broward	2
Cross City, Taylor	2
Carl Fisher, Dade	2
Jupiter, Dade	2
Homeless, Hillsborough	2
Lakeland, Unknown	2
Micanopy, Marion	2
Tampa, Unknown	2
Sutton, Pasco	2
Windermere, Lake	2
Red Bay, Holmes	2
Saint Marys, Nassau	2
Pembroke Lakes, Broward	2
Port Saint Lucie, Palm Beach	2
Melrose, Clay	2
Mesa, Unknown	2
Marina Del Rey, Broward	2
Longview, Dade	2
Jacksonville, Nassau	2
Jacksonville Naval Hospital, Duval	2
Hosford, Calhoun	2
Aventura, Broward	2

# COVID-19: characteristics of 1,874,154 Florida resident cases

Data through Feb 27, 2021 verified as of Feb 28, 2021 at 09:25 AM

Data in this report are provisional and subject to change.

The table below includes the cities and counties of residence for cases in Florida residents based on the patient's ZIP Code. Note that city is not always received as part of the initial notification and may be missing while the case is being investigated.

City and county	Cases
000000, Unknown	2
Dfafs, Okaloosa	2
Summerfield, Unknown	2
Tampa, Hernando	2
Sharpes, Brevard	2
Sebring, Desoto	2
Saint Lucie Village, St. Lucie	2
Ormond Beach, Flagler	2
Noma, Holmes	2
Orlando, Lee	2
Panama City, Unknown	2
Pembroke Pines, Dade	2
Wauchula, Desoto	2
Vero Beach, Unknown	2
Yeehaw, Okeechobee	2
Venice, Dade	2
West Palm Beach, Unknown	2
Windermere, Hillsborough	2
Winter Park, Volusia	2
Winter Springs, Orange	2
Okeechobee, Highlands	2
Orlando, Escambia	2
Port Charlotte, Lee	2
Port St. Lucie, St. Lucie	2
Sand Lake, Orange	2
University Of Central Fl, Seminole	2
Union, Manatee	2
At Large, Broward	2
Bonnie, Dade	2
Fort Pierce, Brevard	2
Graceville, Unknown	2
Eatonville, Polk	2
Delray Beach, Broward	2
Marathon Shores, Monroe	2
Miami, Martin	2
Long Beach, Orange	2
New Port Richey, Hillsborough	2
Jena, Taylor	2
Lauderhill, Unknown	2
Labelle, Collier	2
Sarasota, Unknown	2
Seguin, Unknown	2
Sunrise, Unknown	2
Tampa, Broward	2
Tarpon Springs, Hillsborough	2
Oakland Park, Unknown	2
Plantation Key, Monroe	2
Port Canaveral, Brevard	2
Orlando, Collier	2
Orlando, St. Lucie	2
Marysville, Dade	2
Callahan, Duval	2
Dade City, Unknown	2
Cibolo, Orange	2
Claysville, Hernando	2
Crescent Beach, Sarasota	2
Defuniak Springs, Okaloosa	2
Defuniak Springs, Unknown	2
Dona Vista, Lake	1

# COVID-19: characteristics of 1,874,154 Florida resident cases

Data through Feb 27, 2021 verified as of Feb 28, 2021 at 09:25 AM

Data in this report are provisional and subject to change.

The table below includes the cities and counties of residence for cases in Florida residents based on the patient's ZIP Code. Note that city is not always received as part of the initial notification and may be missing while the case is being investigated.

City and county	Cases
East Setauket, Palm Beach	1
El Dorado, Palm Beach	1
Fleming Island, Duval	1
Fellsmere, Brevard	1
Crestview, Broward	1
Clearwater, Leon	1
Charlotte, Alachua	1
Dalecity, Okaloosa	1
Daytona Beach, Orange	1
Deerfield Beach, Polk	1
Crystal River, Marion	1
Crystal River, Unknown	1
Canton, Duval	1
Cantonment, Santa Rosa	1
Cape Coral, Unknown	1
Brooklyn, Polk	1
Bryceville, Duval	1
Bradenton, Lee	1
Boca Raton, Dade	1
Boca Raton, Madison	1
Bogota, Unknown	1
Bal Harbour, Broward	1
Atlanta, Walton	1
Attalla, Broward	1
Auburn, Palm Beach	1
Autaville, Broward	1
Apopka, Volusia	1
Alachua, Suwannee	1
Alafaya, Broward	1
Alafaya, Pinellas	1
Lake Clarke Shores, Palm Beach	1
Lake Forest, Collier	1
Maccleddy, Dixie	1
Madison, Jefferson	1
Maitland, Collier	1
Merrick, Palm Beach	1
Metter, Manatee	1
Miami, Osceola	1
Miamiardens, Unknown	1
Miamksaohes, Dade	1
Jacksonville, Baker	1
Jacksonville, Marion	1
Irmo, Unknown	1
Key West, Palm Beach	1
Kilgore, Dade	1
Jupiter Inlet, Palm Beach	1
Jzx, Unknown	1
Land O Lakes, Unknown	1
Landolakes, Unknown	1
Lawton, Okaloosa	1
Lehigh Acres, Highlands	1
Levittown, Palm Beach	1
Lima, Manatee	1
Lima, Volusia	1
Florida City, Unknown	1
Fort Lauderdale, Collier	1
Gainesville, Levy	1
Glen Cove, Unknown	1
Glen Saint Mary, Duval	1

# COVID-19: characteristics of 1,874,154 Florida resident cases

Data through Feb 27, 2021 verified as of Feb 28, 2021 at 09:25 AM

Data in this report are provisional and subject to change.

The table below includes the cities and counties of residence for cases in Florida residents based on the patient's ZIP Code. Note that city is not always received as part of the initial notification and may be missing while the case is being investigated.

City and county	Cases
Golden Oak, Hillsborough	1
Immokalee, Walton	1
Greensboro, Leon	1
Orlando, Walton	1
Oviedo, Lake	1
Pensacola, Dade	1
Panomo City, Bay	1
Parrish, Sarasota	1
Orlando, Gadsden	1
Orlando, Hernando	1
Orlando, St. Johns	1
Orem, Dade	1
Orlando, Citrus	1
Rye, Palm Beach	1
Ridgewood, Lee	1
Roayl Palm Beach, Palm Beach	1
Roseville, Broward	1
Plantation, Leon	1
Pooler, Broward	1
Port St. Lucie, Unknown	1
Punta Gorda, Sarasota	1
Putnam, Putnam	1
Ocala, Duval	1
Okeechobi, Unknown	1
North Brunswick, St. Lucie	1
North Grafton, Dade	1
North Lauderdale, Unknown	1
North Porte, Unknown	1
Notrealville, Polk	1
Monument, Broward	1
Mokena, Lee	1
Myrtle Beach, Broward	1
Morrisville, Palm Beach	1
Miami Dade, Unknown	1
Twentynine Palms, Broward	1
Surprise, Unknown	1
Syracuse, Unknown	1
Waukesha, Volusia	1
Venezuela, Unknown	1
St Cloud, Orange	1
St Helena Is, Dade	1
Saint Petersburg, Bay	1
San Marcos, Unknown	1
Vernon, Walton	1
West Miami, Unknown	1
Whippany, Volusia	1
Xifamk, Dade	1
Windermere, Alachua	1
Winfield, Hillsborough	1
Winter Garden, Unknown	1
Winter Park, Brevard	1
Winter Park, Unknown	1
Indianapolis, Lee	1
Jupiter, Pinellas	1
Kansas City, Palm Beach	1
Lake In The Hills, Broward	1
Lake Worth, Unknown	1
Litchfield Park, Monroe	1
Littleton, St. Johns	1

# COVID-19: characteristics of 1,874,154 Florida resident cases

Data through Feb 27, 2021 verified as of Feb 28, 2021 at 09:25 AM

Data in this report are provisional and subject to change.

The table below includes the cities and counties of residence for cases in Florida residents based on the patient's ZIP Code. Note that city is not always received as part of the initial notification and may be missing while the case is being investigated.

City and county	Cases
Newaygo, Charlotte	1
New Canaan, Dade	1
Na, Dade	1
Naples, Leon	1
Melbourne, Volusia	1
Mattoon, Lee	1
Milford, Bay	1
Milford, Unknown	1
Los Angeles, Orange	1
Maitland, Palm Beach	1
Marianna, Leon	1
Marianna, Washington	1
Mary Esther, Hillsborough	1
Clearwater, Hillsborough	1
Coal City, Pasco	1
Commerce Township, Manatee	1
Crawfordville, Alachua	1
Eureka, Flagler	1
Evansville, Citrus	1
Crescent City, Marion	1
Crestview, Unknown	1
Denton, Broward	1
Destin, Bay	1
Gwynn Oak, Polk	1
Fort Worth, Broward	1
Franklin, Orange	1
Frostproof, Highlands	1
Gainesville, Palm Beach	1
Gainesville, Santa Rosa	1
Bonnie, St. Johns	1
Belleair Bluffs, Unknown	1
Brownsville, Escambia	1
Boys Ranch, Suwannee	1
Celebration, Orange	1
Chicago, Broward	1
Choctaw Beach, Unknown	1
Austin, Dade	1
Apo, Collier	1
Big Torch Key, Monroe	1
Black, Holmes	1
Boca Raton, Lee	1
Bonifay, Unknown	1
8852 Teacher Ln, Pasco	1
Addison, Pasco	1
Apopka, Citrus	1
Apopka, Hillsborough	1
Arabi, Orange	1
Tavares, Unknown	1
Temple, Palm Beach	1
Surfside Beach, Orange	1
Tampa, Duval	1
Summerdale, Escambia	1
Sun City Center, Lee	1
Saint Charles, Orange	1
St Peterburg, Orange	1
Stiamk, Dade	1
Scottsdale, Brevard	1
Roswell, Bay	1
Ruskin, Dade	1

# COVID-19: characteristics of 1,874,154 Florida resident cases

Data through Feb 27, 2021 verified as of Feb 28, 2021 at 09:25 AM

Data in this report are provisional and subject to change.

The table below includes the cities and counties of residence for cases in Florida residents based on the patient's ZIP Code. Note that city is not always received as part of the initial notification and may be missing while the case is being investigated.

City and county	Cases
Ruskin, Manatee	1
Saint Petersburg, Duval	1
Saint Petersburg, Manatee	1
Port Saint Lucie, Marion	1
Port St Luice, Unknown	1
Pompano Beach, Osceola	1
Pensacola Naval Hospital, Escambia	1
Plymouth, Pasco	1
Pass-A-Grille, Pinellas	1
Oviedo, Orange	1
Pace, Escambia	1
Painted Post, Pasco	1
Palatka, Marion	1
Okeechobee, Unknown	1
North Port, Charlotte	1
Winter Springs, Polk	1
Wpb, Palm Beach	1
Youngstown, Washington	1
Winnetka, Dade	1
Winter Garden, Osceola	1
Winter Haven, Osceola	1
Winter Park, Duval	1
Winter Park, Palm Beach	1
Weston, Unknown	1
Wildwood, Lee	1
West Hollywood, Broward	1
Wakefield, Broward	1
Waverly, Duval	1
Wabasha, Clay	1
Unknown, Duval	1
Upland, Manatee	1
White Plains, Broward	1
Whites Creek, Leon	1
Windermere, Volusia	1
Wtixrat, Dade	1
Ventura, Orange	1
Westlake Village, Unknown	1
Watersound, Bay	1
University Of Central Florida, Lee	1
Unk, Duval	1
Trenton, Dixie	1
Unknown, Unknown	1
Pembroke Pines, Orange	1
Pensacola, Sumter	1
Palmetto, Dixie	1
Perth Amboy, Hillsborough	1
Puerto Rico, Unknown	1
Punta Gorda, Unknown	1
Randolph, Orange	1
Rivera Beach, Palm Beach	1
Port Orange, Brevard	1
Powell, Lee	1
Orlando, Jackson	1
Paducah, Manatee	1
Palm Coast, Unknown	1
Oldsra, Manatee	1
Newberry, Levy	1
Saint Petersburg, Charlotte	1
Saint Augustine, Flagler	1

# COVID-19: characteristics of 1,874,154 Florida resident cases

Data through Feb 27, 2021 verified as of Feb 28, 2021 at 09:25 AM

Data in this report are provisional and subject to change.

The table below includes the cities and counties of residence for cases in Florida residents based on the patient's ZIP Code. Note that city is not always received as part of the initial notification and may be missing while the case is being investigated.

City and county	Cases
Seffenner, Hillsborough	1
Seminole, Lee	1
Toms River, Lee	1
Tourist, Dade	1
Sunrtise, Dade	1
Tallahassee, Gadsden	1
Tallahassee, Madison	1
Stratford, Broward	1
Crossings, Unknown	1
Davenport, Lake	1
Davie, Unknown	1
Dayton, Orange	1
Edgewood, Broward	1
Elkton, Putnam	1
Chesterfield, Broward	1
Carteret, Polk	1
Cincinnati, Dade	1
Armstrong, St. Johns	1
Atl, Brevard	1
Alva, Escambia	1
Andalusia, Escambia	1
Arcadia, Highlands	1
Baker, Santa Rosa	1
Belleville, Palm Beach	1
Belmont, Santa Rosa	1
Blountstown, Broward	1
Bronson, Alachua	1
Brooker, Alachua	1
Bradenton, Clay	1
Brandon, Pinellas	1
Bonita, Lee	1
Bocaraten, Palm Beach	1
Hudson, Pinellas	1
Hoosick Falls, Broward	1
Indian Rock Beach, Palm Beach	1
Interlachen, Duval	1
Kure Beach, Monroe	1
Lakeland, Palm Beach	1
Floral, Okaloosa	1
Forestville, Volusia	1
Gibson, Unknown	1
Gainesville, Okaloosa	1
Gainesville, Unknown	1
Greenbrier, Bay	1
Groveland, Orange	1
Hialeahgardens, Dade	1
Hiram, Leon	1
Longwood, Broward	1
Lucedale, St. Lucie	1
Mayaguez, Dade	1
Maccleddy, Duval	1
Mantua, Broward	1
Middletown, Osceola	1
North Laud, Unknown	1
Ocala, Citrus	1
Ocoee, Unknown	1
Odessa, Dade	1
New Vernon, Palm Beach	1
Monroe, Hillsborough	1



# COVID-19: characteristics of 1,874,154 Florida resident cases

Data through Feb 27, 2021 verified as of Feb 28, 2021 at 09:25 AM

Data in this report are provisional and subject to change.

The table below includes the cities and counties of residence for cases in Florida residents based on the patient's ZIP Code. Note that city is not always received as part of the initial notification and may be missing while the case is being investigated.

City and county	Cases
Missing, Gilchrist	1
Prattville, Hillsborough	1
Prestonsburg, Bay	1
Quincy, Jackson	1
Rapid City, Broward	1
Russellville, Bay	1
Saint Cloud, Palm Beach	1
Petersburg, Manatee	1
Piasa, Putnam	1
Saint Joseph, Volusia	1
San Antonio, Orange	1
Sanford, Unknown	1
Seminole, Leon	1
Suitland, Volusia	1
Shalimar, Unknown	1
Shirley, Flagler	1
Oldsmar, Hillsborough	1
Olean, Alachua	1
North Palm Beach, Orange	1
Northport, Sarasota	1
Oakland, Lee	1
Milford, Lee	1
Myakka City, Sarasota	1
New Middletown, Hillsborough	1
New Port Richey, Pinellas	1
New Port Richey, Unknown	1
Newberry, Marion	1
Orlo Vista, Orange	1
Other, Dade	1
Palm Beach Gardens, Unknown	1
Palmetto Bay, Palm Beach	1
Palmetto, Pasco	1
Parma, Manatee	1
Pass-A-Grille Beach, Pinellas	1
Winter Garden, Duval	1
Woodbine, Nassau	1
West Apim Beach, Palm Beach	1
West Yarmouth, St. Lucie	1
Venetian Islands, Dade	1
Yulee, St. Johns	1
Zephyrhills, Hillsborough	1
Syracuse, Polk	1
Tallahassee, Dade	1
Tamarac, Dade	1
Sunbright, Palm Beach	1
Tavares, Orange	1
Tequesta, Martin	1
Topsham, Manatee	1
Town Of Nocatee, St. Johns	1
Troy, Manatee	1
Unkn, Duval	1
Waipahu, Santa Rosa	1
Ward, Polk	1
Wellborn, Columbia	1
Mckinney, Broward	1
Miamc, Dade	1
Matawan, Palm Beach	1
Missing, Okeechobee	1
Monroe Township, Palm Beach	1

# COVID-19: characteristics of 1,874,154 Florida resident cases

Data through Feb 27, 2021 verified as of Feb 28, 2021 at 09:25 AM

Data in this report are provisional and subject to change.

The table below includes the cities and counties of residence for cases in Florida residents based on the patient's ZIP Code. Note that city is not always received as part of the initial notification and may be missing while the case is being investigated.

City and county	Cases
Moore Haven, Okeechobee	1
Morrisville, Unknown	1
Longwood, Volusia	1
Ldhl, Broward	1
Lincoln, St. Lucie	1
Little Neck, Lee	1
Lake Butler, Alachua	1
Knoxville, Bay	1
Las Vegas, Palm Beach	1
Homeless, Monroe	1
Homeless, Pinellas	1
Howell, Dade	1
Hudson, Hernando	1
Hoclywsod, Dade	1
Holiday, Pinellas	1
Indian Rocks Beach, Duval	1
Indiantown, Palm Beach	1
Inglewood, Sarasota	1
Inverness, Marion	1
Inwood, Broward	1
Irvine, Marion	1
Istachatta, Hernando	1
Jupiter, St. Lucie	1
Kenilworth, Leon	1
Jacksonville, Orange	1
Jefferson, Dade	1
Jonesboro, Leon	1
Kingsland, Nassau	1
Key West, Duval	1
Keys West, Unknown	1
Carmel, Orange	1
Cedar Springs, Hernando	1
Chicago, Unknown	1
Coconut Ck, Unknown	1
Dallas, Hernando	1
Dayton, Lake	1
Daytona Beach, Pinellas	1
Dearborn, Broward	1
Deer Park, Dade	1
Brooklyn, Dade	1
Brooklyn, Lee	1
Caracas, Dade	1
Bonnie, Broward	1
Boston, Broward	1
Bel Air, Collier	1
O, Manatee	1
Alachua, Duval	1
Alpharetta, Broward	1
Apopka, Clay	1
Asheville, Highlands	1
Astoria, Broward	1
Bartow, Hardee	1
Downingtown, Broward	1
Downingtown, Hillsborough	1
Dpo, Santa Rosa	1
Dunedin, Unknown	1
Deerfield, Dade	1
Deland, Seminole	1
Deltona, Seminole	1

# COVID-19: characteristics of 1,874,154 Florida resident cases

Data through Feb 27, 2021 verified as of Feb 28, 2021 at 09:25 AM

Data in this report are provisional and subject to change.

The table below includes the cities and counties of residence for cases in Florida residents based on the patient's ZIP Code. Note that city is not always received as part of the initial notification and may be missing while the case is being investigated.

City and county	Cases
Fort Lauderdale, Leon	1
Fort Myers, Sarasota	1
Fort Pierce, Palm Beach	1
Fort White, Clay	1
East Palatka, Hillsborough	1
Eastpoint, Leon	1
Garden City, Alachua	1
Gaylord, Orange	1
Gotcha, Orange	1
Greensburg, Palm Beach	1
Erie, Monroe	1
Hallandale, Unknown	1
Haines City, Osceola	1
Hernando, Marion	1
Hialeah, Collier	1
Helen, Bay	1
Chipley, Holmes	1
Daniel Island, Bay	1
Colorado Springs, Unknown	1
Conifer, Lee	1
El Paso, Unknown	1
FI State Lot, Leon	1
Everett, Dade	1
Destin, Unknown	1
Diamond, Highlands	1
Dunellen, Dade	1
Eatonville, Seminole	1
Altamonte, Orange	1
Alva, Collier	1
333, Unknown	1
Allentown, Putnam	1
Apple Creek, Citrus	1
Amelia Village, Nassau	1
Barefoot Beach, Lee	1
Battle Creek, Manatee	1
Avon, Manatee	1
Aventura, Osceola	1
Bryn Mawr, Palm Beach	1
Burkeville, Brevard	1
Camden Wyoming, Duval	1
Chattanooga, Dade	1
Bear Grass, Palm Beach	1
Azalea Park, Osceola	1
Boca Raton,, Palm Beach	1
Boston, Dade	1
Fort Denaud, Glades	1
Fort Meyers, Lee	1
Fortlauderdale, Unknown	1
Fortwalton Beach, Okaloosa	1
Ft Pierce, Unknown	1
Garland, Orange	1
Hallandate Ben, Unknown	1
Havana, Leon	1
Homeless, Dade	1
Homer, Escambia	1
Hickory, Lee	1
Hilliard, Unknown	1
Longwood, Orange	1
Lehigh Cares, Lee	1

# COVID-19: characteristics of 1,874,154 Florida resident cases

Data through Feb 27, 2021 verified as of Feb 28, 2021 at 09:25 AM

Data in this report are provisional and subject to change.

The table below includes the cities and counties of residence for cases in Florida residents based on the patient's ZIP Code. Note that city is not always received as part of the initial notification and may be missing while the case is being investigated.

City and county	Cases
Live Oak, Columbia	1
Loganville, Orange	1
Jeffersonville, Broward	1
Knoxville, Escambia	1
Lauderdale Hill, Unknown	1
Lake Mary, Lake	1
Middleburg, Duval	1
Midland, Osceola	1
Miami, Charlotte	1
Miamii, Dade	1
Miami Garden, Unknown	1
North Miami, Broward	1
Missing, Wakulla	1
Mumford, Manatee	1
N/A, Duval	1
Naples, Alachua	1
Ocean City, Broward	1
Old Town, Gilchrist	1
Opa Locka, Polk	1
Orem, Sarasota	1
Orem, Unknown	1
Palm City, Unknown	1
Oviedo, Leon	1
San Antonio, Dade	1
San Diego, Unknown	1
Sanford, Palm Beach	1
Sebastian, Lake	1
Ridgewood, Broward	1
Riverview, Manatee	1
Riverview, Osceola	1
Roseland, Palm Beach	1
Republic, Monroe	1
Richmond, Palm Beach	1
Russellville, Hillsborough	1
Saint Augustine, Okaloosa	1
Plant City, Unknown	1
Pompano Beach, Alachua	1
Porter Ranch, Dade	1
Raiford, Bradford	1
Ponte Vedra Beach, Orange	1
Port Orange , Volusia	1
Port Saint Lucie, Indian River	1
University Of Central Florida, Hillsborough	1
Village Of Palm Springs, Palm Beach	1
Virginia Beach, Alachua	1
Webster, Pasco	1
Westerville, Hillsborough	1
Wilton Manors, Dade	1
Wilbur By The Sea, Volusia	1
Willowbrook, Lee	1
Union City, Bradford	1
University Of Central Fl, Pasco	1
Steinhatchee, Alachua	1
Tampa, Escambia	1
Tampa, Manatee	1
Tangerine, Lake	1
Winston Salem, Unknown	1
Winter Garden, Hillsborough	1
Woodland Hills, Brevard	1

# COVID-19: characteristics of 1,874,154 Florida resident cases

Data through Feb 27, 2021 verified as of Feb 28, 2021 at 09:25 AM

Data in this report are provisional and subject to change.

The table below includes the cities and counties of residence for cases in Florida residents based on the patient's ZIP Code. Note that city is not always received as part of the initial notification and may be missing while the case is being investigated.

City and county	Cases
Youngstown, Calhoun	1
Yulee, Duval	1
Downers Grove, St. Lucie	1
Export, Palm Beach	1
Fdsf, Unknown	1
Felda, Palm Beach	1
Flagler Beach, Volusia	1
Flora, Lee	1
Fort Myers, Lake	1
Fresno, Pasco	1
Fruitland Park, Sumter	1
Fwb, Unknown	1
Gainesville, Marion	1
Gastonia, Polk	1
Clearwater, Highlands	1
Clermont, Unknown	1
Columbia, Orange	1
Coral Gables, Unknown	1
Coral Springs, Unknown	1
Cornelius, Leon	1
Crestview, Dade	1
Dade City, Polk	1
Dania, Unknown	1
Darien, Pasco	1
Arcadia, Charlotte	1
Aspen, Palm Beach	1
Atlanta, Broward	1
Aurburndale, Polk	1
Aventura, Unknown	1
Azalea Park, Sarasota	1
Bartow, Unknown	1
Biscayne Park, Broward	1
Boca Rotan, Unknown	1
Alpharetta, Alachua	1
Apalachicola, Leon	1
Brooksville, Columbia	1
Bryn Mawr, Collier	1
Canfield, Duval	1
Naugatuck, Lee	1
Myakka, Duval	1
Monessen, Palm Beach	1
Newport Beach, Palm Beach	1
North Little Rock, Palm Beach	1
New Vernon, Sarasota	1
New York, Broward	1
Northville, Broward	1
Ocala, Indian River	1
Ocoee, Broward	1
Missing, Baker	1
Middleburg, Unknown	1
Milford, Palm Beach	1
Minneapolis, Broward	1
Melbourne, Orange	1
Metter, Volusia	1
Miami Beach, Palm Beach	1
Miami Granders, Dade	1
Hilliard, Dade	1
Hollywood, Leon	1
Holt, Unknown	1

# COVID-19: characteristics of 1,874,154 Florida resident cases

Data through Feb 27, 2021 verified as of Feb 28, 2021 at 09:25 AM

Data in this report are provisional and subject to change.

The table below includes the cities and counties of residence for cases in Florida residents based on the patient's ZIP Code. Note that city is not always received as part of the initial notification and may be missing while the case is being investigated.

City and county	Cases
Homestead, Monroe	1
Humble, Broward	1
Green, Clay	1
Greensburg, Orange	1
Greenville, Monroe	1
Gulf Shores, Escambia	1
Killarney, Orange	1
Knoxville, Duval	1
Havanna, Gadsden	1
Jan Phyl Village, Polk	1
Johns Island, Wakulla	1
Los Angeles, Polk	1
Maitland, Unknown	1
Lakeland, Pasco	1
Lakewood, Unknown	1
Lake City, Volusia	1
Sumter Ville, Unknown	1
Tallahassee, Escambia	1
Telluride, Lee	1
Tampa, Dade	1
Tampa, Lee	1
Stockbridge, Leon	1
Sullivans Island, Dade	1
Southampton, Palm Beach	1
Springhill, Unknown	1
South Otselic, Dade	1
Sevierville, Dade	1
Saint Petersburg, Dade	1
San Juan, Osceola	1
San Pedro Sula, Dade	1
Sandy, Duval	1
Richmond Heights, Dade	1
Riverview, Pinellas	1
Rochester, Lee	1
Rosemary Beach, Bay	1
Saint Cloud, Orange	1
Pound Ridge, Leon	1
Ponce, Orange	1
Port Charlotte Fl, Unknown	1
Plant City, Hendry	1
Plant City, Pinellas	1
Plantation, Unknown	1
Opa Locka, Unknown	1
Orem, Nassau	1
Olando, Orange	1
Ocoee, Polk	1
Orlando, Highlands	1
Windermere, Polk	1
Winter Park, Lake	1
West Simsbury, Collier	1
Tinley Park, Lee	1
University Of Central Fl, Dade	1
Wayne, Dade	1
Zolfo Springs, Polk	1
Winter Park, Broward	1
Winter Park, Indian River	1
Winter Park, Lee	1
Westbrook, Dade	1
Wichita, Volusia	1

# COVID-19: characteristics of 1,874,154 Florida resident cases

Data through Feb 27, 2021 verified as of Feb 28, 2021 at 09:25 AM

Data in this report are provisional and subject to change.

The table below includes the cities and counties of residence for cases in Florida residents based on the patient's ZIP Code. Note that city is not always received as part of the initial notification and may be missing while the case is being investigated.

City and county	Cases
Washington, Unknown	1
Venice, Unknown	1
Vernon, Unknown	1
Winder Garden, Orange	1
Windermere, Leon	1
Windermere, Osceola	1
Windermere, Seminole	1
Winter Garden, Broward	1
Wells, Polk	1
Winter Garden, Pinellas	1
Tulsa, Orange	1
Sun City Center, Hardee	1
Tiffin, Highlands	1
Tallahassee, Duval	1
Tallahassee, Unknown	1
Tampa, Palm Beach	1
Tavares, Marion	1
Shelton, Manatee	1
Spring Hill , Hernando	1
Spring Hill, Dade	1
Starke, Clay	1
Stone Mountain, Palm Beach	1
Saint Petersburg, St. Lucie	1
Sandford, Seminole	1
Sarasota, Flagler	1
Saxis, Lee	1
Sebring, Lee	1
New Orleans, Palm Beach	1
Newark, Broward	1
Newburgh, Bay	1
Navarre, Dade	1
Middlesburg, Duval	1
North Pole, Seminole	1
North Port, Lee	1
Ocoee, Osceola	1
Okeechobee, Broward	1
Old Town, Alachua	1
Ona, Manatee	1
Oooooo, Unknown	1
Orange Park , Duval	1
Orlando, Columbia	1
Orlando, Indian River	1
Orem, Broward	1
Saint Cloud, Unknown	1
Saint Johns, Unknown	1
Rye, Duval	1
Rex, Duval	1
Port Everglades, Broward	1
Parker, Dade	1
Parker, Leon	1
Pacifica, Dade	1
Peoria, Unknown	1
Plantation, Orange	1
Pompano Beach, Martin	1
Palm Coast, Alachua	1
Palm Coast, Polk	1
Ormond Beach, Unknown	1
Oviedo, Brevard	1
Orlando, Sarasota	1

# COVID-19: characteristics of 1,874,154 Florida resident cases

Data through Feb 27, 2021 verified as of Feb 28, 2021 at 09:25 AM

Data in this report are provisional and subject to change.

The table below includes the cities and counties of residence for cases in Florida residents based on the patient's ZIP Code. Note that city is not always received as part of the initial notification and may be missing while the case is being investigated.

City and county	Cases
Louisville, Manatee	1
Los Angeles Ca, Unknown	1
Los Angeles, Hardee	1
Littleton, Dade	1
Margate, Dade	1
Marshall, Dade	1
Mary Esther, Unknown	1
Medford, Palm Beach	1
Macdill Air Force Base, Hillsborough	1
Miami Beach, Broward	1
Miami Lakes, Unknown	1
Miami, Hillsborough	1
Miami, Manatee	1
Missing, Jackson	1
Leesburg, Marion	1
Lehigh Acres, Dade	1
Lewisburg, Pasco	1
Largo, Unknown	1
Lake City, Hamilton	1
La Grange, Dade	1
Harrison, Pinellas	1
Holly Ridge, Orange	1
Homeless, Polk	1
Homosassa, Hernando	1
Jerusalem, St. Johns	1
East Hampton, Palm Beach	1
Cypress, Leon	1
Davenport, Orange	1
Daytona Beach, Unknown	1
Deland, St. Lucie	1
Deltona, Orange	1
Fort Myers-, Lee	1
Fort Pierce, Unknown	1
Foley, Escambia	1
Gainesville, Duval	1
Granada Hills, Broward	1
Guilford, Dade	1
Hailandale, Unknown	1
Conway, Leon	1
Coventry, Broward	1
Clermont, Volusia	1
Clewiston, Glades	1
Bridgeport, Dade	1
Bronx, Palm Beach	1
Cartersville, Unknown	1
Altoona, Marion	1
Anaheim, Unknown	1
Argyle, Walton	1
Athens, Duval	1
Bogota, Orange	1
Bradenton, Dade	1
Bradenton, Osceola	1
Panama City, Walton	1
Perry, Leon	1
Perth Amboy, Monroe	1
Palm Coast, Duval	1
Opalocka, Dade	1
Orlando, Union	1
Oviedo, Seminole	1



# COVID-19: characteristics of 1,874,154 Florida resident cases

Data through Feb 27, 2021 verified as of Feb 28, 2021 at 09:25 AM

Data in this report are provisional and subject to change.

The table below includes the cities and counties of residence for cases in Florida residents based on the patient's ZIP Code. Note that city is not always received as part of the initial notification and may be missing while the case is being investigated.

City and county	Cases
Oxford, Palm Beach	1
Oakland, Leon	1
Ocala, Alachua	1
Okeechobee, St. Lucie	1
New Richmond, Volusia	1
North Canton, Palm Beach	1
Rio Dell, Volusia	1
Rochelle, Volusia	1
Port Orange, Unknown	1
Port Saint Lucie, Orange	1
Princeton, Alachua	1
Provincetown, Collier	1
Shannon, Collier	1
Soldotna, Broward	1
Saint Cloud, Lee	1
Saint Johns, Orange	1
San Antonio, Sarasota	1
San Antonio, Unknown	1
Sanford, Volusia	1
Tangerine, Seminole	1
Tewksbury, Orange	1
South Burlington, Orange	1
Spring Park, Alachua	1
Steinhatchee, Madison	1
Winter Park, Osceola	1
Wood River, Polk	1
Worcester, Palm Beach	1
Winter Park, Alachua	1
Wilmington, Broward	1
Wheaton, Lee	1
Wesley Chapel, Alachua	1
Virginia Beach, Hernando	1
Waco, Broward	1
Washington, Broward	1
Umatilla, Alachua	1
University Of Central Florida, Monroe	1
Toms River, Dade	1
Gainesville, Baker	1
Gilmer, Dade	1
Grassy Key, Monroe	1
Haverford, Hillsborough	1
Herrin, Orange	1
Jupiter, Unknown	1
Kingsland, Duval	1
Kissimmee, Brevard	1
Jacksonville, Manatee	1
Jamaica, Broward	1
Jersey City, Polk	1
Los Angeles, Palm Beach	1
Marianna, Calhoun	1
Miami, Collier	1
Miami, St. Lucie	1
Marshall, Palm Beach	1
Melrose, Alachua	1
Miamf, Dade	1
Miami G, Dade	1
Lemoyne, Manatee	1
Lighthouse Point, Unknown	1
Lawrence Township, Palm Beach	1

# COVID-19: characteristics of 1,874,154 Florida resident cases

Data through Feb 27, 2021 verified as of Feb 28, 2021 at 09:25 AM

Data in this report are provisional and subject to change.

The table below includes the cities and counties of residence for cases in Florida residents based on the patient's ZIP Code. Note that city is not always received as part of the initial notification and may be missing while the case is being investigated.

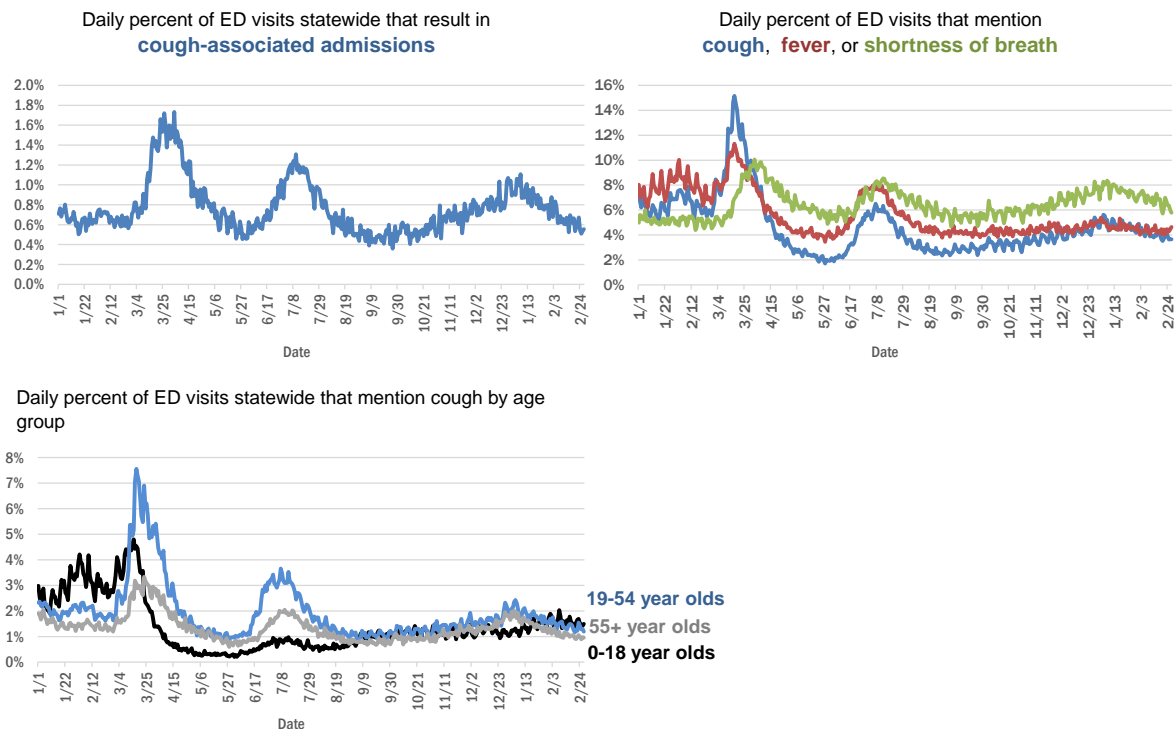
City and county	Cases
Lyndhurst, Broward	1
Magnolia Square, Osceola	1
Maitland, Alachua	1
Lake Placid, Alachua	1
Lake Worth Beach, Broward	1
Lander, Citrus	1
Las Vegas, Orange	1
Bryant, Alachua	1
Bronx, Broward	1
Buffalo, Palm Beach	1
Carol Stream, Orange	1
Castleberry, Escambia	1
Charlotte, Pasco	1
Apo, Pasco	1
Apopka, Flagler	1
99, Unknown	1
Alanson, Bay	1
Aollywoss, Dade	1
Boca Raton, Unknown	1
Bohealia, Lee	1
Blowing Rock, Polk	1
Belleair, Hillsborough	1
Dorchester, Orange	1
Deland, Polk	1
Cumberland, Palm Beach	1
Dade City, Hillsborough	1
Esterro, Collier	1
Fanning Springs, Levy	1
Clear Brook, Lee	1
Crestview, Holmes	1
Columbus, Brevard	1
Cookeville, Seminole	1
Dallas, Lee	1
De Leon Springs, Putnam	1
Dearborn, Lee	1
<b>Total</b>	<b>1,874,154</b>

# COVID-19: additional surveillance information

Data through Feb 27, 2021 verified as of Feb 28, 2021 at 09:25 AM

Data in this report are provisional and subject to change.

## Statewide emergency department (ED) chief complaint and admission data



The Electronic Surveillance System for the Early Notification of Community-Based Epidemics (ESSENCE-FL) includes chief complaint data from 211 of 211 Florida EDs. Data are transmitted electronically to ESSENCE-FL daily or hourly.

# COVID-19: testing by laboratory

Data through Feb 27, 2021 verified as of Feb 28, 2021 at 09:25 AM

Data in this report are provisional and subject to change.

The numbers in the table below represent the number of Florida and non-Florida residents for whom test results were received by the Department of Health. A person can be tested by more than one laboratory and can have both positive and negative results. **Therefore, the sum of the numbers in each column will be larger than the total number of people tested.**

Reporting lab	Inconclusive	Negative	Positive	Percent positive	Total
LABORATORY CORPORATION OF AMERICA	2,502	1,564,838	214,175	12%	1,781,515
CURATIVE LABS	13,955	1,477,079	223,328	13%	1,714,362
QUEST DIAGNOSTICS	11,606	1,336,333	197,492	13%	1,545,431
BIO REFERENCE LABORATORIES, INC	7,564	910,712	175,221	16%	1,093,497
HELIX	8,167	597,851	105,369	15%	711,387
REALTOX LABS LLC	6,281	580,404	95,357	14%	682,042
NOMI_HEALTH	2,360	385,798	56,031	13%	444,189
GENETWORX	661	390,602	32,959	8%	424,222
RCA LABORATORY SERVICES, LLC		376,099	40,524	10%	416,623
CDR MAGUIRE - HEALTH CARE CENTER		338,627	51,540	13%	390,167
EAST FLORIDA STATE COLLEGE - BREVARD		212,886	26,986	11%	239,872
IMPACT HEALTH BIOMETRIC TESTING, INC	1,024	212,966	24,929	10%	238,919
BPHL-JACKSONVILLE	18	178,133	31,320	15%	209,471
PWNHEALTH	1,322	175,085	24,231	12%	200,638
NOMI HEALTH LAB SERVICES		172,681	19,865	10%	192,546
ADVENTHEALTH LAB	99	152,878	19,950	12%	172,927
PALM BEACH BALLPARK		154,945	15,979	9%	170,924
CB SMITH PARK		150,116	18,794	11%	168,910
MAKO GENOMICS	7,542	135,489	24,792	15%	167,823
FULGENT DIAGNOSTICS LABORATORY	2,990	138,973	15,516	10%	157,479
BPHL-MIAMI	225	133,466	22,545	14%	156,236
MAYO CLINIC LABORATORIES	333	135,888	17,294	11%	153,515
ELABNETWORK	1,059	137,621	11,751	8%	150,431
BAYCARE LABORATORIES LLC	577	126,460	11,112	8%	138,149
MEMORIAL REGIONAL HOSPITAL SOUTH	25	110,025	22,660	17%	132,710
ASCENSION SACRED HEART HOSPITAL - PENSACOLA	2	111,042	17,612	14%	128,656
NORTHWEST LABORATORY	246	121,065	6,474	5%	127,785
ORLANDO HEALTH SYSTEM	680	111,357	11,690	9%	123,727
BIOCOLLECTIONS WORLDWIDE, INC	734	107,979	13,331	11%	122,044
ADVENT HEALTH LAB	112	101,260	13,956	12%	115,328
MEDICAL DIAGNOSTIC LABORATORIES	974	98,538	14,213	12%	113,725
AKESOGEN		87,497	16,932	16%	104,429
BPHL-TAMPA (SPECTRUM BLVD)	45	87,732	16,213	16%	103,990
UF HEALTH MEDICAL LAB	33	94,950	8,922	9%	103,905
TESTING MATTERS INC	570	87,985	15,118	15%	103,673
KORVALABS, INC	1,285	91,488	4,699	5%	97,472
TAMPA GENERAL HOSPITAL	4	88,420	8,529	9%	96,953
AEGIS SCIENCES CORPORATION	846	81,596	14,440	15%	96,882
DIATHERIX LABORATORIES (VRL EUROFINS)		82,217	12,310	13%	94,527
SUNPATH MEDICAL DIAGNOSTICS LABORATORY	810	77,283	11,916	13%	90,009
BAPTIST HEALTH SOUTH FLORIDA	348	73,102	11,391	13%	84,841
ASCENSION ST VINCENT'S - RIVERSIDE	1	67,925	9,878	13%	77,804
JACKSON MEMORIAL HOSPITAL CLINICAL LAB	79	59,982	11,087	16%	71,148
SOUTH MIAMI HOSPITAL LAB	430	61,426	8,896	13%	70,752
LAKELAND REGIONAL MEDICAL CENTER	129	62,153	8,301	12%	70,583
AMERICAN HEALTH ASSOCIATES	9	58,608	5,129	8%	63,746

# COVID-19: testing by laboratory

Data through Feb 27, 2021 verified as of Feb 28, 2021 at 09:25 AM

Data in this report are provisional and subject to change.

The numbers in the table below represent the number of Florida and non-Florida residents for whom test results were received by the Department of Health. A person can be tested by more than one laboratory and can have both positive and negative results. **Therefore, the sum of the numbers in each column will be larger than the total number of people tested.**

Reporting lab	Inconclusive	Negative	Positive	Percent positive	Total
UF HEALTH SHANDS HOSPITAL	466	58,512	4,382	7%	63,360
INGENIOUS PERSONALIZED MEDICINE	197	49,113	10,184	17%	59,494
AIT LABORATORIES		51,696	6,306	11%	58,002
ARUP LABORATORIES	16	50,062	2,922	6%	53,000
APPLIED INGENUITY DIAGNOSTICS LLC		48,582	2,175	4%	50,757
BAPTIST HEALTH - JACKSONVILLE	4	46,550	3,844	8%	50,398
GENESIS REFERENCE LABORATORIES		44,272	5,008	10%	49,280
TALLAHASSEE MEMORIAL HOSPITAL	237	42,714	5,396	11%	48,347
VIRACOR EUROFINS		35,532	9,813	22%	45,345
SARASOTA MEMORIAL HOSPITAL MAIN LAB	12	40,231	3,583	8%	43,826
BROWARD GENERAL MEDICAL CENTER-CLINICAL LAB	2	38,382	4,184	10%	42,568
ADVENTIST HEALTH SYSTEMS SUNBELT INC DBA		37,373	4,361	10%	41,734
NICKLAUS CHILDREN'S HOSPITAL	67	35,879	4,984	12%	40,930
FLORIDA HOSPITAL - TAMPA	37	37,569	3,214	8%	40,820
MILLENNIUM PHYSICIAN GROUP	17	33,882	6,568	16%	40,467
LEE HEALTH - CAPE CORAL HOSPITAL	3	33,211	5,485	14%	38,699
MINUTECLINIC LLC		32,535	5,692	15%	38,227
UNIVERSITY OF MIAMI HOSPITAL	128	34,339	3,568	9%	38,035
DWIC OF TAMPA BAY INC		33,204	4,058	11%	37,262
ORANGE COUNTY CONVENTION CENTER		33,330	3,698	10%	37,028
UF HEALTH JACKSONVILLE	48	32,521	3,844	11%	36,413
MIAMI DADE COUNTY		32,093	3,528	10%	35,621
ECCO LAB GROUP CO	506	30,160	4,589	13%	35,255
WALGREENS	34	29,277	5,415	16%	34,726
MEDFAST URGENT CARE CENTERS, LLC	19	29,287	4,432	13%	33,738
NORTH FLORIDA REGIONAL MEDICAL CENTER		27,603	3,364	11%	30,967
MOUNT SINAI MEDICAL CENTER	10	27,442	3,001	10%	30,453
ST JOSEPHS HOSPITAL LABORATORY	23	26,600	3,511	12%	30,134
JUPITER MEDICAL CENTER LAB	79	27,058	2,632	9%	29,769
BRANDON REGIONAL HOSPITAL		26,255	3,464	12%	29,719
STS LAB 2 LLC	6	27,752	1,421	5%	29,179
INTEGRATED REGIONAL LABORATORIES LLP	1	24,806	3,916	14%	28,723
JFK MEDICAL CENTER LAB	1	23,838	3,106	12%	26,945
PALMETTO GENERAL HOSPITAL LAB	3	22,179	4,520	17%	26,702
GENESIS MEDICAL LABORATORY	358	22,050	4,208	16%	26,616
WATSON CLINIC LLP		21,254	4,958	19%	26,212
NIGHT LITE PEDIATRIC CENTER LLC		23,292	2,622	10%	25,914
HOLY CROSS HOSPITAL CLINICAL LAB	1	22,945	2,168	9%	25,114
MALABAR MEDICAL WALK IN CLINIC	1	20,918	4,170	17%	25,089
HEALTHLINK DIAGNOSTIC LABORATORIES	289	22,042	2,333	9%	24,664
ACCESS DX LABORATORY	222	21,870	2,078	9%	24,170
AVENTUS BIO LABS	16	20,810	3,107	13%	23,933
MORTON PLANT HOSPITAL-ADLER INSTITUTE	26	20,302	2,435	11%	22,763
PANCARE OF FLORIDA INC		20,009	2,439	11%	22,448

# COVID-19: testing by laboratory

Data through Feb 27, 2021 verified as of Feb 28, 2021 at 09:25 AM

Data in this report are provisional and subject to change.

The numbers in the table below represent the number of Florida and non-Florida residents for whom test results were received by the Department of Health. A person can be tested by more than one laboratory and can have both positive and negative results. **Therefore, the sum of the numbers in each column will be larger than the total number of people tested.**

Reporting lab	Inconclusive	Negative	Positive	Percent positive	Total
STATLAB_MOBILE	1	20,071	2,034	9%	22,106
LAB DIAGNOSTICS LLC	390	16,081	5,313	24%	21,784
NAPLES COMMUNITY HOSPITAL	72	19,463	2,018	9%	21,553
DRS CLACK SPENCER WHITE & MCCORMACK PA D/B/A		19,428	1,982	9%	21,410
SAINT MARY'S MEDICAL CENTER	24	18,527	2,179	11%	20,730
ADVENT HEALTH - DAYTONA BEACH	32	18,890	1,676	8%	20,598
EXACT SCIENCES LABORATORIES		18,177	2,306	11%	20,483
PATIENTS FIRST LAKE ELLA MEDICAL CENTER PA		17,233	3,220	16%	20,453
UNITED CLINICAL LABORATORY LLC	3	17,573	2,324	12%	19,900
INFINITY BIOLOGIX LLC	54	18,735	818	4%	19,607
CLEVELAND CLINIC HOSPITAL LAB	4	17,183	2,238	12%	19,425
CLEVELAND CLINIC TRADITION HOSPITAL		17,299	1,262	7%	18,561
BAYFRONT HEALTH - ST PETERSBURG	17	16,070	2,363	13%	18,450
OSCEOLA REGIONAL MEDICAL CENTER	1	15,669	2,248	13%	17,918
LEESBURG REGIONAL MEDICAL CENTER		15,529	2,159	12%	17,688
HEALTH CENTER AT SINAI RESIDENCES		16,930	506	3%	17,436
BIOCERNA LABS	461	14,582	2,112	12%	17,155
HOMESTEAD HOSPITAL CLINICAL LABORATORY	27	14,047	3,020	18%	17,094
MEMORIAL HOSPITAL JACKSONVILLE	8	14,164	2,704	16%	16,876
CLARITY LAB SOLUTIONS	93	14,431	1,785	11%	16,309
WELLINGTON REGIONAL MED CTR LAB	6	14,468	1,795	11%	16,269
NORTHWEST MEDICAL CENTER	1	14,149	2,017	12%	16,167
INDIAN RIVER PATHOLOGY LLC		14,739	1,248	8%	15,987
ORANGE PARK MEDICAL CENTER	9	13,380	2,593	16%	15,982
ACCESS MEDICAL LABORATORIES	4	8,013	7,602	49%	15,619
BETHESDA HOSPITAL EAST		14,041	1,447	9%	15,488
FULGENT DIAGNOSTICS	169	14,334	977	6%	15,480
OAK HILL HOSPITAL		13,642	1,730	11%	15,372
DELRAY MEDICAL CENTER LAB	3	13,740	1,602	10%	15,345
VISTA CLINICAL DIAGNOSTICS	481	13,073	1,719	11%	15,273
WEST KENDALL BAPTIST HOSPITAL	13	12,095	2,839	19%	14,947
LAWNWOOD REGIONAL MEDICAL CENTER	1	12,845	2,093	14%	14,939
MEMORIAL REGIONAL HOSPITAL CLINICAL LABORATORY	10	13,766	953	6%	14,729
PRIVA PATH LABS	76	13,654	942	6%	14,672
INDIAN RIVER MEDICAL CENTER LAB		13,669	852	6%	14,521
BAPTIST HEALTHCARE - BAPTIST HOSPITAL	5	11,398	3,100	21%	14,503
BAPTIST HEALTH - SOUTH		13,264	1,174	8%	14,438
LEE HEALTH - LEE MEMORIAL HOSPITAL		10,759	3,561	25%	14,320
THE HEALTHCARE DISTRICT OF PALM BEACH COUNTY	46	12,436	1,817	13%	14,299
LARGO MEDICAL CENTER		12,673	1,592	11%	14,265
UHEALTH CORAL GABLES/LENNAR MED CTR	33	13,288	891	6%	14,212
WINTER HAVEN HOSPITAL CLINICAL LABORATORY	4	11,954	2,188	15%	14,146
NONA SCIENTIFIC	5	10,780	3,123	22%	13,908
ADVENTHEALTH CENTRA CARE LAKE BUENA VISTA		12,305	1,568	11%	13,873

# COVID-19: testing by laboratory

Data through Feb 27, 2021 verified as of Feb 28, 2021 at 09:25 AM

Data in this report are provisional and subject to change.

The numbers in the table below represent the number of Florida and non-Florida residents for whom test results were received by the Department of Health. A person can be tested by more than one laboratory and can have both positive and negative results. **Therefore, the sum of the numbers in each column will be larger than the total number of people tested.**

Reporting lab	Inconclusive	Negative	Positive	Percent positive	Total
WEST FLORIDA HOSPITAL LAB	1	10,747	2,958	22%	13,706
CARDIOPATH	84	11,779	1,712	13%	13,575
MEDICAL CENTER OF TRINITY CLINICAL LABORATORY	2	11,890	1,400	11%	13,292
PALMS WEST HOSPITAL LAB	2	11,304	1,842	14%	13,148
GOOD SAMARITAN MEDICAL CENTER LAB	2	11,324	1,692	13%	13,018
WESTSIDE REGIONAL MED CTR	2	11,060	1,901	15%	12,963
MOLECULAR INFECTIOUS DISEASES	458	12,071	413	3%	12,942
NEMOURS CHILDRENS HOSPITAL	1	12,076	728	6%	12,805
MERCY HOSPITAL A CAMPUS OF PLANTATION GEN HOSP LAB	1	10,738	1,995	16%	12,734
MEDRITE MEDICAL CARE, PC	5,915	6,023	568	5%	12,506
ST ANTHONY'S HOSPITAL LAB	30	10,968	1,506	12%	12,504
REGIONAL MEDICAL CENTER BAYONET POINT	2	11,485	1,008	8%	12,495
GULF COAST MEDICAL CENTER MICROLAB		9,761	2,694	22%	12,455
THE VILLAGES REGIONAL HOSPITAL		11,014	1,275	10%	12,289
LAKE CITY HM		11,147	988	8%	12,135
BINAXNOW	9	9,173	2,841	24%	12,023
FLORIDA HOSPITAL WATERMAN LABORATORY	70	10,997	862	7%	11,929
CAPITAL REGIONAL MEDICAL CTR		9,549	2,333	20%	11,882
PWN HEALTH	17	9,712	2,072	18%	11,801
AVENTURA HOSPITAL LAB		9,557	2,232	19%	11,789
CORAL GABLES HOSPITAL CLINICAL LABORATORY		9,889	1,843	16%	11,732
ST MARKS HOSPITAL LABORATORY B	78	10,627	1,002	9%	11,707
HALIFAX MEDICAL CENTER LAB	37	9,945	1,723	15%	11,705
GENOVA DIAGNOSTICS LABORATORY	61	10,564	1,030	9%	11,655
WEST BOCA MEDICAL CENTER LAB		10,688	868	8%	11,556
BLAKE MEDICAL CENTER		10,095	1,444	13%	11,539
ST JOSEPHS HOSPITAL	18	9,980	1,524	13%	11,522
FLORIDA LABORATORY ANALYSIS		10,039	1,468	13%	11,507
BAPTIST HEALTH SOUTH FLORIDA - WEST KENDALL URGENT CARE		9,549	1,841	16%	11,390
LEE HEALTH - HEALTH PARK MEDICAL CENTER		9,516	1,823	16%	11,339
MANATEE MEMORIAL HOSPITAL		10,341	987	9%	11,328
PATHNOSTICS	41	8,808	2,358	21%	11,207
COAST DIAGNOSTICS LLC	45	9,916	1,213	11%	11,174
PALM BEACH GARDENS MEDICAL CTR LAB		9,985	1,100	10%	11,085
LARKIN COMMUNITY HOSPITAL	10	9,613	1,457	13%	11,080
MEASE COUNTRYSIDE LAB	14	9,651	1,187	11%	10,852
PRECISION HEALTH RESOURCES LLC		10,032	661	6%	10,693
LAKE CITY MEDICAL CENTER		8,437	2,173	20%	10,610
FLORIDA HOSPITAL HEARTLAND MED CTR CLINICAL LAB	33	9,125	1,363	13%	10,521
LARKIN COMMUNITY HOSPITAL INC DBA CARDIOTROPIC		6,820	3,621	35%	10,441
VIKOR SCIENTIFIC	47	8,563	1,774	17%	10,384
NATIONWIDE LABORATORY SERVICES INC	349	8,587	1,335	13%	10,271
ADVENT HEALTH - WESLEY CHAPEL	14	9,240	967	9%	10,221
PLANTATION GENERAL HOSPITAL		8,616	1,597	16%	10,213
FLORIDA MEDICAL CENTER - A CAMPUS OF NORTH SHORE	2	8,725	1,207	12%	9,934
DOCTORS HOSPITAL	7	8,273	1,629	16%	9,909

# COVID-19: testing by laboratory

Data through Feb 27, 2021 verified as of Feb 28, 2021 at 09:25 AM

Data in this report are provisional and subject to change.

The numbers in the table below represent the number of Florida and non-Florida residents for whom test results were received by the Department of Health. A person can be tested by more than one laboratory and can have both positive and negative results. **Therefore, the sum of the numbers in each column will be larger than the total number of people tested.**

Reporting lab	Inconclusive	Negative	Positive	Percent positive	Total
LABS ASAP LLC		8,888	980	10%	9,868
SRQ DRIVE THROUGH		8,944	905	9%	9,849
EXPRESS GENE MOLECULAR DIAGNOSTICS LABORATORY		8,426	1,399	14%	9,825
LEON MEDICAL CENTERS LLC		7,711	2,081	21%	9,792
CENTRAL FLORIDA REGIONAL HOSPITAL		8,774	1,017	10%	9,791
SARKIS CLINICAL TRIALS	25	8,517	1,244	13%	9,786
AMERICAN FAMILY CARE		5,437	4,301	44%	9,738
SYNERGY DIAGNOSTIC LABORATORY	93	8,540	1,050	11%	9,683
AVECINA	17	8,956	699	7%	9,672
P4 CLINICAL, LLC	201	8,477	956	10%	9,634
LABSTAT LLC	3	9,193	435	5%	9,631
PALM BEACH BALL PARK		8,605	1,015	11%	9,620
NORTHSIDE HOSPITAL AND HEART INSTITUTE		8,630	984	10%	9,614
AVECINA MEDICAL	4	6,202	3,379	35%	9,585
CORAL SPRINGS MED CTR		8,564	929	10%	9,493
AMELIA EARHART		8,041	1,365	15%	9,406
BOSTON HEART DIAGNOSTICS CORP		8,203	1,198	13%	9,401
NCF DIAGNOSTICS & DNA TECHNOLOGIES LAB	156	8,658	495	5%	9,309
FLORIDA HOSPITAL DELAND	10	8,117	1,178	13%	9,305
ADVENTHEALTH CENTRA CARE WATERFORD LAKES		7,777	1,525	16%	9,302
CernerELR_Advent		7,832	1,227	14%	9,059
CERNERELR_BAYCARE	43	8,320	616	7%	8,979
BAPTIST HEALTH SOUTH FLORIDA - COUNTRY WALK URGENT CARE		7,347	1,538	17%	8,885
INFORM DIAGNOSTICS, INC		8,355	496	6%	8,851
WEST PALM HOSPITAL LAB		8,045	699	8%	8,744
OCALA REGIONAL MEDICAL CENTER		7,552	1,161	13%	8,713
FLORIDA HOSPITAL FLAGLER	29	7,884	773	9%	8,686
MEDARBOR DIAGNOSTICS	1	7,559	1,109	13%	8,669
BROWARD HEALTH NORTH CLINICAL LABORATORY		7,670	986	11%	8,656
ADVENTHEALTH CENTRA CARE ST CLOUD	1	7,383	1,181	14%	8,565
NORTH SHORE MEDICAL CENTER		7,103	1,455	17%	8,558
FLORIDA HOSPITAL ZEPHYRHILLS	10	7,547	927	11%	8,484
LEE HEALTH - GULF COAST MEDICAL CENTER	2	6,716	1,706	20%	8,424
HEALTHQUEST ESOTERICS		6,975	1,382	17%	8,357
INFINITY BIOLOGIX LLC (GINKO BIOWORKS)	28	8,062	243	3%	8,333
FLORIDA HOSPITAL OF CARROLLWOOD	23	7,132	1,166	14%	8,321
AVECINA MEDICAL OAKLEAF	3	6,977	1,330	16%	8,310
CERNERELR_BAPTISTMIAMI	31	7,313	862	11%	8,206
SYNERGY LABORATORIES	7	7,089	1,069	13%	8,165
ALL CHILDREN'S HOSPITAL		7,507	554	7%	8,061
CLEVELAND CLINIC MARTIN SOUTH HOSPITAL	1	7,106	883	11%	7,990
SOUTH BAY HOSPITAL CLINICAL LAB	1	7,129	857	11%	7,987
H LEE MOFFITT CANCER CENTER LABORATORY	1	7,710	219	3%	7,930
SANTA ROSA MEDICAL CENTER		6,438	1,394	18%	7,832
BAPTIST HEALTH SOUTH FLORIDA - MIAMI LAKES URGENT CARE		6,089	1,655	21%	7,744
MEMORIAL HOSPITAL WEST LABORATORY SERVICES	14	6,974	702	9%	7,690



# COVID-19: testing by laboratory

Data through Feb 27, 2021 verified as of Feb 28, 2021 at 09:25 AM

Data in this report are provisional and subject to change.

The numbers in the table below represent the number of Florida and non-Florida residents for whom test results were received by the Department of Health. A person can be tested by more than one laboratory and can have both positive and negative results. **Therefore, the sum of the numbers in each column will be larger than the total number of people tested.**

Reporting lab	Inconclusive	Negative	Positive	Percent positive	Total
BAYCARE COMMUNITY HEALTH		7,499	188	2%	7,687
POINCIANA MEDICAL CENTER		5,998	1,688	22%	7,686
KD MEDICAL CHOICE LLC	5	6,903	723	9%	7,631
ISPM LABS, LLC DBA CAPSTONE DIAGNOSTICS, LLC		7,205	382	5%	7,587
NCH NORTH NAPLES HOSPITAL LAB	15	6,733	830	11%	7,578
BAPTIST HEALTH - BEACHES		6,942	617	8%	7,559
ANNE BATES LEACH EYE HOSPITAL/ ABLEH MICROBIOLOGY LABORATORY	9	7,370	106	1%	7,485
MEMORIAL HOSPITAL MICRO		6,904	497	7%	7,401
CLEVELAND CLINIC MARTIN NORTH HOSPITAL		6,547	851	12%	7,398
WEST MARION COMMUNITY HOSPITAL LAB		6,129	1,260	17%	7,389
ST LUCIE MEDICAL CENTER		5,813	1,403	19%	7,216
MORTON PLANT-MEASE	5	6,491	668	9%	7,164
ADVENTHEALTH CENTRA CARE CLERMONT		6,154	1,007	14%	7,161
ARCPPOINT LABS OF FORT MYERS	4	6,259	883	12%	7,146
LAKEWOOD RANCH MEDICAL CENTER		6,565	570	8%	7,135
ADVENTHEALTH CENTRA CARE UNIVERSITY	1	6,266	797	11%	7,064
FLORIDA HOSPITAL FISH MEMORIAL	19	5,989	1,052	15%	7,060
GENE BY GENE, GENOMICS RESEARCH CENTER LAB	44	6,618	393	6%	7,055
ADVENTHEALTH CENTRA CARE WINTER GARDEN	1	6,200	767	11%	6,968
ADVENTHEALTH CENTRA CARE WINTER PARK		6,279	688	10%	6,967
LUMINUS DIAGNOSTICS		6,271	553	8%	6,824
BAPTIST HEALTH SOUTH FLORIDA - WESTCHESTER URGENT CARE		5,580	1,221	18%	6,801
FLORIDA HOSPITAL OCALA		5,769	893	13%	6,662
ADVENTHEALTH CENTRA CARE LAKELAND	1	5,752	877	13%	6,630
AVERO DIAGNOSTICS - IRVING	11	6,126	467	7%	6,604
VISTA CLINICAL	8	3,871	2,710	41%	6,589
HIALEAH HOSPITAL	4	5,106	1,457	22%	6,567
ADVENTHEALTH CENTRA CARE DR PHILLIPS		5,913	607	9%	6,520
MEDEXPRESS URGENT CARE	2	4,435	2,079	32%	6,516
BAPTIST HEALTH SOUTH FLORIDA - DORAL URGENT CARE		5,211	1,291	20%	6,502
ADVENTHEALTH CENTRA CARE LEE ROAD		5,795	663	10%	6,458
INDIAN RIVER MEDICAL CENTER		5,528	861	13%	6,389
UNKNOWN	3	3,355	2,976	47%	6,334
OVIEDO MEDICAL CENTER		5,659	649	10%	6,308
HOLIDAY CVS LLC		5,989	280	4%	6,269
BAPTIST HEALTH - NASSAU		5,898	342	5%	6,240
ATLANTIS URGENT CARE	1	4,604	1,564	25%	6,169
ST JOSEPHS NORTH HOSPITAL LAB	7	5,286	862	14%	6,155
EMERALD COAST URGENT CARE		4,722	1,429	23%	6,151
IMPERIAL POINT MEDICAL CENTER		5,615	532	9%	6,147
BAYFRONT HEALTH - PORT CHARLOTTE		5,645	494	8%	6,139
ADVENTHEALTH CENTRA CARE HUNTERS CREEK	3	5,289	840	14%	6,132
NCH DOWNTOWN NAPLES HOSPITAL	13	5,527	591	10%	6,131
SOLARIS DIAGNOSTICS	10	5,472	568	9%	6,050
COMMUNITY HEALTH CENTERS OF PINELLAS INC		4,776	1,216	20%	5,992
ADVENTHEALTH CENTRA CARE SANFORD		5,299	690	12%	5,989

# COVID-19: testing by laboratory

Data through Feb 27, 2021 verified as of Feb 28, 2021 at 09:25 AM

Data in this report are provisional and subject to change.

The numbers in the table below represent the number of Florida and non-Florida residents for whom test results were received by the Department of Health. A person can be tested by more than one laboratory and can have both positive and negative results. **Therefore, the sum of the numbers in each column will be larger than the total number of people tested.**

Reporting lab	Inconclusive	Negative	Positive	Percent positive	Total
ST PETERSBURG GENERAL HOSPITAL		5,010	915	15%	5,925
ADVENTHEALTH CENTRA CARE MOUNT DORA		4,956	954	16%	5,910
FORT WALTON BEACH MEDICAL CENTER		5,020	877	15%	5,897
ADVENTHEALTH CENTRA CARE LAKE MARY	2	5,132	753	13%	5,887
MEDEXPRESS URGENT CARE OF BOYNTON BEACH LLC		5,465	412	7%	5,877
BAYFRONT HEALTH - VENICE REGIONAL MEDICAL	1	5,338	505	9%	5,844
MIAMI BEACH CONVENTION CENTER		5,543	270	5%	5,813
ADVENTHEALTH CENTRA CARE KISSIMMEE		5,218	594	10%	5,812
ADVENTHEALTH CENTRA CARE APOPKA	1	4,940	791	14%	5,732
CLINICAL REFERENCE LABORATORY	2	5,402	289	5%	5,693
SUNCOAST PATHOLOGY ASSOCIATES		5,135	494	9%	5,629
NCH NORTH NAPLES HOSPITAL	6	4,951	636	11%	5,593
BAPTIST HEALTH SOUTH FLORIDA - PEMBROKE PINES URGENT CARE		4,647	926	17%	5,573
ADVENTIST HEALTH SYSTEMS, SUNBELT INC		4,880	684	12%	5,564
EMPIRE CITY LABORATORIES INC	62	4,718	774	14%	5,554
FLORIDA HOSPITAL NORTH PINELLAS	11	5,088	454	8%	5,553
MEDEXPRESS URGENT CARE HUDSON		4,771	745	14%	5,516
TROPICANA FIELD - LOT 2	19	4,935	486	9%	5,440
PARAMOUNT URGENT CARE		2,767	2,665	49%	5,432
ADVENTHEALTH CENTRA CARE ALTAMONTE		4,758	670	12%	5,428
NORTHWEST FLORIDA COMMUNITY HOSPITAL	39	3,972	1,410	26%	5,421
SUNRISE MEDICAL LABORATORIES	2	5,028	372	7%	5,402
SOUTH FLORIDA BAPTIST HOSPITAL MICRO	4	4,512	876	16%	5,392
EGLIN AIR FORCE BASE	13	3,806	1,499	28%	5,318
MARTIN HOSPITAL SOUTH LAB		4,966	288	5%	5,254
DOCTORS URGENT CARE LLC	1	4,265	968	18%	5,234
MICROGEN DX	4	4,544	682	13%	5,230
ANGEL KIDS PEDIATRICS		4,914	305	6%	5,219
ADVENTHEALTH EXPRESS CARE		4,226	937	18%	5,163
PUTNAM COMMUNITY MEDICAL CENTER		4,482	672	13%	5,154
ADVENTHEALTH CENTRA CARE AZALEA PARK		4,387	731	14%	5,118
MEDICAL DNA LABS LLC	3	4,634	451	9%	5,088
TRINITY SPRINGS		4,357	729	14%	5,086
BAPTIST HEALTH SOUTH FLORIDA - CORAL SPRINGS URGENT CARE		4,375	711	14%	5,086
DYNIX DIAGNOSTIX		4,601	443	9%	5,044
PRO CLINIC		3,993	1,038	21%	5,031
AHCC WESLEY CHAPEL		4,487	540	11%	5,027
URGENT CARE OF THE PALM BEACHES		4,139	851	17%	4,990
ACUTIS DIAGNOSTICS	17	3,961	984	20%	4,962
ADVENTHEALTH CENTRA CARE OVIEDO		4,254	691	14%	4,945
COASTAL MED URGENT CARE		3,446	1,470	30%	4,916
ESCAMBIA COMMUNITY CLINICS INC	8	3,659	1,230	25%	4,897
UNIVERSITY HOSPITAL AND MEDICAL CENTER		3,704	1,165	24%	4,869
URGENT CARE CURE	2	4,128	681	14%	4,811
LEE HEALTH CONVENIENT CARE - PAGE FIELD		4,212	589	12%	4,801
BAPTIST HEALTH - NORTH		3,749	1,044	22%	4,793

# COVID-19: testing by laboratory

Data through Feb 27, 2021 verified as of Feb 28, 2021 at 09:25 AM

Data in this report are provisional and subject to change.

The numbers in the table below represent the number of Florida and non-Florida residents for whom test results were received by the Department of Health. A person can be tested by more than one laboratory and can have both positive and negative results. **Therefore, the sum of the numbers in each column will be larger than the total number of people tested.**

Reporting lab	Inconclusive	Negative	Positive	Percent positive	Total
DOCTORS URGENT CARE OF LUTZ LLC	1	3,821	936	20%	4,758
FLORIDA FAMILY LABORATORY, INC DBA	37	4,298	400	8%	4,735
ADVENTHEALTH CENTRA CARE LONGWOOD		4,173	559	12%	4,732
QDX PATHOLOGY SERVICES	2	4,367	358	8%	4,727
MINUTECLINIC		4,031	641	14%	4,672
PALMS OF PASADENA HOSPITAL		4,157	513	11%	4,670
ADVENT HEALTH - HEART OF FLORIDA ER	1	4,008	656	14%	4,665
ADVENTHEALTH CENTRA CARE SOUTH ORANGE		4,001	663	14%	4,664
ADVENTHEALTH CENTRA CARE ORANGE LAKE		4,125	526	11%	4,651
MINUTECLINIC LLC #3703		3,859	770	17%	4,629
BAPTIST HEALTH SOUTH FLORIDA - TAMiami TRAIL URGENT CARE		3,709	899	20%	4,608
NIGHT LITE PEDIATRICS	4	3,341	1,254	27%	4,599
MEDEXPRESS URGENT CARE - ESTERO		4,115	470	10%	4,585
ADVENTHEALTH CENTRA CARE PORT ORANGE		3,841	738	16%	4,579
THE CENTER FOR URGENT CARE	3	3,793	762	17%	4,558
DOCTORS HOSPITAL OF SARASOTA CLINICAL LABORATORY		3,941	587	13%	4,528
MEDEXPRESS URGENT CARE - ROYAL PALM BEACH		4,056	465	10%	4,521
BAPTIST HEALTH SOUTH FLORIDA - KENDALE LAKES URGENT CARE		3,634	883	20%	4,517
WESTCHESTER HOSPITAL	23	3,632	859	19%	4,514
PEDIATRIC HEALTH CARE ALLIANCE PA		4,138	373	8%	4,511
MOFFITT CANCER CENTER	6	4,398	97	2%	4,501
FLORIDA COMMUNITY HEALTH CENTER		3,533	967	21%	4,500
BAPTIST HEALTH SOUTH FLORIDA - CORAL GABLES (UNIVERSITY) URGENT CARE		3,867	610	14%	4,477
HEALTH FIRST ADVENTHEALTH CENTRA CARE TITUSVILLE		3,985	481	11%	4,466
HEALTH FIRST ADVENTHEALTH CENTRA CARE GATEWAY	1	4,007	449	10%	4,457
ADVENTHEALTH CENTRA CARE SAND LAKE		3,999	451	10%	4,450
ADVENTHEALTH CENTRA CARE LEESBURG		3,588	820	19%	4,408
RAULERSON HOSPITAL		3,642	764	17%	4,406
TALLAHASSEE PRIMARY CARE ASSOCIATES		3,831	552	13%	4,383
MEDEXPRESS URGENT CARE PALM BEACH GARDENS		4,019	364	8%	4,383
BAPTIST HEALTH SOUTH FLORIDA - PINECREST URGENT CARE		3,768	591	14%	4,359
MEDEXPRESS URGENT CARE - GOLDEN GATE		3,884	472	11%	4,356
MEASE DUNEDIN HOSPITAL	5	3,883	437	10%	4,325
LABORATORY OF FLORIDA LLC	40	3,948	314	7%	4,302
BAPTIST HEALTH SOUTH FLORIDA - CORAL GABLES URGENT CARE		3,579	712	17%	4,291
PALMS MEDICAL GROUP	5	2,966	1,210	29%	4,181
MEDCOMP SCIENCES LLC	77	2,275	1,814	44%	4,166
BAPTIST HEALTH SOUTH FLORIDA - PALMETTO BAY URGENT CARE		3,491	669	16%	4,160
PARAMOUNT URGENT CARE - WINDERMERE		2,708	1,428	35%	4,136
BETHESDA HOSPITAL WEST		3,656	419	10%	4,075
BAYFRONT HEALTH - SEVEN RIVERS		3,719	349	9%	4,068
NIGHT LITE PEDIATRICS URGENT CARE	1	3,414	638	16%	4,053
ASCENSION SACRED HEART - EMERALD COAST		3,335	695	17%	4,030
MEDEXPRESS URGENT CARE - LAKELAND		3,546	474	12%	4,020
PHYSICIANS REGIONAL MEDICAL CENTER - PINE RIDGE RD	1	3,265	735	18%	4,001
GENESIS DIAGNOSTICS		3,753	241	6%	3,994

# COVID-19: testing by laboratory

Data through Feb 27, 2021 verified as of Feb 28, 2021 at 09:25 AM

Data in this report are provisional and subject to change.

The numbers in the table below represent the number of Florida and non-Florida residents for whom test results were received by the Department of Health. A person can be tested by more than one laboratory and can have both positive and negative results. **Therefore, the sum of the numbers in each column will be larger than the total number of people tested.**

Reporting lab	Inconclusive	Negative	Positive	Percent positive	Total
BAYA PHARMACY & URGENT CARE		2,906	1,068	27%	3,974
US BIOTEK LABORATORIES	14	3,583	363	9%	3,960
SPORTS DRUG TESTING LABORATORY	63	3,773	123	3%	3,959
PREMIER URGENT CARE OF BREVARD LLC	3	3,448	500	13%	3,951
TWIN CITIES HOSPITAL	1	3,403	489	13%	3,893
MEMORIAL HOSPITAL- MIRAMAR	12	3,566	297	8%	3,875
VENTURE MEDICAL OF FLORIDA LLC		3,558	293	8%	3,851
ADVENTHEALTH CENTRA CARE		3,364	412	11%	3,776
DOCTORS TEST CENTERS		3,341	431	11%	3,772
BAYFRONT HEALTH - BROOKSVILLE		3,313	450	12%	3,763
ADVENTHEALTH PROMPT CARE	2	2,688	1,070	28%	3,760
MINUTECLINIC LLC #1067		3,265	473	13%	3,738
ADVENTHEALTH CENTRA CARE COLONIAL TOWN	2	3,309	390	11%	3,701
MINUTECLINIC LLC		3,177	523	14%	3,700
DESOTO MEMORIAL HOSPITAL	3	2,998	661	18%	3,662
ACCU REFERENCE MEDICAL LAB	9	2,858	772	21%	3,639
CLARITY LAB SOLUTIONS LLC		3,608	4	0%	3,612
ENGLEWOOD COMMUNITY HOSPITAL		3,263	333	9%	3,596
SIPARADIGM LLC	51	3,267	241	7%	3,559
MINUTECLINIC LLC # 0709		3,036	517	15%	3,553
BAPTIST HEALTH SOUTH FLORIDA - DAVIE URGENT CARE		2,934	615	17%	3,549
LAKESIDE MEDICAL CENTER		2,766	773	22%	3,539
BAYFRONT HEALTH - PUNTA GORDA		3,267	261	7%	3,528
MINUTECLINIC LLC #8396		3,001	498	14%	3,499
AMELIA URGENT CARE		1,908	1,565	45%	3,473
MIDWAY SPECIALTY CARE CENTER DIAGNOSTICS	38	3,114	237	7%	3,389
IMMOKALEE CHD		3,155	234	7%	3,389
BAPTIST HEALTH SOUTH FLORIDA - WESTON URGENT CARE		2,933	398	12%	3,331
BAYFRONT HEALTH - SPRING HILL		3,026	296	9%	3,322
MEDEXPRESS URGENT CARE CAPE CORAL		2,826	477	14%	3,303
ADVENTIST HEALTH SYSTEMS SUNBELT IN DBA		2,922	345	11%	3,267
BARTOW REGIONAL MEDICAL CENTER	1	2,725	517	16%	3,243
ALTRU DIAGNOSTICS INC	2	3,079	157	5%	3,238
PHARMCO RX	2	2,969	234	7%	3,205
HEALTH FIRST ADVENTHEALTH CENTRA CARE COCOA		2,893	303	9%	3,196
HIGHLANDS REGIONAL MEDICAL CENTER		2,456	720	23%	3,176
BAPTIST HEALTH URGENT CARE AT SAWGRASS		2,630	515	16%	3,145
PRECISION HEALTH SOLUTIONS		2,930	167	5%	3,097
QUICK CARE MED PL	2	2,464	623	20%	3,089
BAPTIST HEALTH SOUTH FLORIDA - BRICKELL URGENT CARE		2,563	523	17%	3,086
HOLIDAY CVS LLC DBA CVS PHARMACY #5154		2,961	82	3%	3,043
HOLMES REG MED CENTER CLINICAL LAB		2,595	424	14%	3,019
MINUTE CLINIC LLC		2,613	396	13%	3,009
BRASHEAR'S VITAL CARE CORP		2,372	636	21%	3,008
MINUTECLINIC LLC #3631		2,548	456	15%	3,004
WALGREEN CO	2	2,645	333	11%	2,980

# COVID-19: testing by laboratory

Data through Feb 27, 2021 verified as of Feb 28, 2021 at 09:25 AM

Data in this report are provisional and subject to change.

The numbers in the table below represent the number of Florida and non-Florida residents for whom test results were received by the Department of Health. A person can be tested by more than one laboratory and can have both positive and negative results. **Therefore, the sum of the numbers in each column will be larger than the total number of people tested.**

Reporting lab	Inconclusive	Negative	Positive	Percent positive	Total
HEALTH FIRST ADVENTHEALTH CENTRA CARE MALABAR		2,684	294	10%	2,978
SELECT LABORATORIES - MARION COUNTY, FL LLC	5	2,673	300	10%	2,978
MC DIAGNOSTIC OF CONNECTICUT, PC #2220		2,544	426	14%	2,970
MEDEXPRESS URGENT CARE - DELAND		2,656	311	10%	2,967
MEDEXPRESS URGENT CARE LEHIGH ACRES		2,593	374	13%	2,967
MINUTECLINIC LLC 5852		2,510	442	15%	2,952
VETERANS AFFAIRS MEDICAL CENTER - ORLANDO	1	1,343	1,573	54%	2,917
STONE CLINICAL LABORATORIES		2,790	96	3%	2,886
WALGREENS ORLANDO	3	2,536	340	12%	2,879
ADVENTHEALTH CENTRA CARE KIDS LAKE MARY		2,658	211	7%	2,869
MEMORIAL HOSPITAL PEMBROKE	3	2,505	335	12%	2,843
PRIMEHEALTH URGENT CARE INC		2,435	399	14%	2,834
ADVENT HEALTH CENTRA CARE -WINTER PARK KIDS URGENT CARE	4	2,577	247	9%	2,828
MINUTECLINIC LLC #3463		2,368	460	16%	2,828
MINUTECLINIC LLC #5249		2,238	583	21%	2,821
BMCT Molecular Diagnostics Subsection		2,322	489	17%	2,811
VERILY LIFE SCIENCES		2,777	28	1%	2,805
PROHEALTH	3	1,259	1,517	55%	2,779
ADVENT HEALTH - NEW SMYRNA		2,187	558	20%	2,745
MINUTECLINIC LLC #5253		2,269	466	17%	2,735
CITRUS MEMORIAL HOSPITAL LABORATORY		2,248	452	17%	2,700
MEDONE PLLC		2,033	665	25%	2,698
BAPTIST HEALTH - CLAY		2,315	375	14%	2,690
MARINERS HOSPITAL		2,417	262	10%	2,679
NXGEN MDX LLC	4	2,382	292	11%	2,678
PARAMOUNT URGENT CARE INC		937	1,734	65%	2,671
BAPTIST HEALTH EMERGENCY CENTER COUNTRY WALK	1	2,245	424	16%	2,670
CARENOW URGENT CARE		1,609	1,057	40%	2,666
WELLINGTON REGIONAL MEDICAL CENTER		2,416	248	9%	2,664
ACCESS POINT HEALTHCARE URGENT & PRIMARY CARE	2	1,997	651	25%	2,650
GESSLER CLINIC	2	1,770	878	33%	2,650
EMERALD COAST URGENT CARE, LLC	1	1,968	660	25%	2,629
SCION LAB SERVICES LLC	24	2,371	191	7%	2,586
BAPTIST HEALTHCARE - GULF BREEZE HOSPITAL	3	2,134	448	17%	2,585
ADVENT HEALTH - OCALA		2,124	447	17%	2,571
MARION E FETHER MEDICAL CENTER, THE		2,358	213	8%	2,571
PARAMOUNT URGENT CARE - ORLANDO		1,687	881	34%	2,568
BLUE MED CONSULTANTS		2,452	103	4%	2,555
MEDEXPRESS URGENT CARE - VERO BEACH		2,214	338	13%	2,552
MINUTECLINIC LLC #4415		2,134	409	16%	2,543
MINUTECLINIC LLC #5190		2,119	424	17%	2,543
SACRED HEART HEALTH SYSTEM, INC	1	1,699	841	33%	2,541
MEDEXPRESS FORT MYERS		2,211	308	12%	2,519
MINUTECLINIC LLC #5854		2,112	403	16%	2,515
PARAMOUNT URGENT CARE - OVIEDO		1,718	793	32%	2,511
BAPTIST HEALTH - OAKLEAF		2,053	435	17%	2,488

# COVID-19: testing by laboratory

Data through Feb 27, 2021 verified as of Feb 28, 2021 at 09:25 AM

Data in this report are provisional and subject to change.

The numbers in the table below represent the number of Florida and non-Florida residents for whom test results were received by the Department of Health. A person can be tested by more than one laboratory and can have both positive and negative results. **Therefore, the sum of the numbers in each column will be larger than the total number of people tested.**

Reporting lab	Inconclusive	Negative	Positive	Percent positive	Total
EMERALD COAST URGENT CARE LLC		1,804	653	27%	2,457
MEDEXPRESS URGENT CARE CORAL SPRINGS		2,203	246	10%	2,449
AMERICAN RESEARCH LABS		2,204	225	9%	2,429
COMMUNITY HEALTH NORTHWEST FLORIDA	4	1,856	549	23%	2,409
LOWER KEYS MEDICAL CENTER		2,133	253	11%	2,386
BAPTIST HEALTH SOUTH FLORIDA - MIAMI BEACH URGENT CARE		2,036	343	14%	2,379
ADVENTHEALTH CENTRA CARE CONWAY		1,995	358	15%	2,353
PHYSICIANS STAT LAB	3	1,066	1,272	54%	2,341
MEDEXPRESS URGENT CARE - CLEWISTON		1,944	376	16%	2,320
MINUTECLINIC LLC #3662		1,971	338	15%	2,309
LEE HEALTH - COCONUT POINT CLINICAL LAB	2	1,872	433	19%	2,307
PHYSICIAN ASSOCIATES		2,068	237	10%	2,305
MINUTECLINIC LLC #7886		1,975	312	14%	2,287
MINUTECLINIC, LLC #4015		1,755	526	23%	2,281
MINUTECLINIC LLC #5214		1,920	317	14%	2,237
PHYSICIANS REGIONAL MEDICAL CENTER - COLLIER BLVD	1	1,526	701	31%	2,228
PRIMEHEALTH URGENT CARE	1	1,865	361	16%	2,227
BAY MEDICAL CENTER SACRED HEART HEALTH SYSTEM		1,678	545	25%	2,223
DONALD W ROBERTSON DO PA		1,724	494	22%	2,218
MINUTECLINIC LLC #7887		1,966	244	11%	2,210
MINUTECLINIC LLC #1771		1,848	348	16%	2,196
MINUTECLINIC LLC #4458		1,785	402	18%	2,187
MINUTECLINIC LLC # 3930		1,863	311	14%	2,174
MINUTECLINIC LLC # 0514		1,911	259	12%	2,170
FLORIDA MEDICAL CLINIC	3	999	1,141	53%	2,143
AMELIA EXPRESS CARE LLC	10	1,822	307	14%	2,139
MINUTECLINIC LLC #3814		1,777	337	16%	2,114
MINUTECLINIC LLC #1055		1,695	418	20%	2,113
DR G'S URGENT CARE		1,829	269	13%	2,098
TAMPA COMMUNITY HOSPITAL		1,775	317	15%	2,092
MEDEXPRESS URGENT CARE BOCA RATON		1,911	173	8%	2,084
ASSOCIATED PATHOLOGISTS, LLC	3	1,699	373	18%	2,075
PATIENTS FIRST - THOMASVILLE ROAD		1,827	245	12%	2,072
ASCENSION SACRED HEART - GULF		1,561	509	25%	2,070
MINUTECLINIC LLC #7225		1,784	285	14%	2,069
MINUTECLINIC LLC #3705		1,802	259	13%	2,061
MINUTECLINIC LLC # 3686		1,762	290	14%	2,052
MINUTECLINIC LLC #5069		1,689	356	17%	2,045
MINUTECLINIC LLC #3003		1,622	420	21%	2,042
ADVENT HEALTH - DADE CITY		1,762	254	13%	2,016
MINUTECLINIC, LLC #3204		1,674	341	17%	2,015
UNIVERSITY OF NORTH FLORIDA STUDENT HEALTH		1,948	66	3%	2,014
INTELEX LABS, LLC		1,941	62	3%	2,003
MINUTECLINIC LLC #7973		1,733	263	13%	1,996
FLOWERS HOSPITAL		1,800	188	9%	1,988
BOND URGENT CARE LLC		1,473	514	26%	1,987

# COVID-19: testing by laboratory

Data through Feb 27, 2021 verified as of Feb 28, 2021 at 09:25 AM

Data in this report are provisional and subject to change.

The numbers in the table below represent the number of Florida and non-Florida residents for whom test results were received by the Department of Health. A person can be tested by more than one laboratory and can have both positive and negative results. **Therefore, the sum of the numbers in each column will be larger than the total number of people tested.**

Reporting lab	Inconclusive	Negative	Positive	Percent positive	Total
MINUTECLINIC LLC #3291		1,727	250	13%	1,977
DOC SMILEY'S URGENT CARE		1,706	247	13%	1,953
MINUTECLINIC LLC #3257		1,607	338	17%	1,945
PARRISH MEDICAL CENTER	1	1,692	243	13%	1,936
WHOLE FAMILY HEALTH CENTER INC		1,585	338	18%	1,923
MINUTECLINIC LLC #7173		1,681	236	12%	1,917
GENUS3		1,841	72	4%	1,913
MINUTECLINIC LLC # 7933		1,659	239	13%	1,898
MINUTECLINIC, LLC (CLINIC 10699)		1,636	258	14%	1,894
MEDFAST URGENT CARE CENTERS LLC		564	1,325	70%	1,889
CHARLES AIESI CONSULTING INC	8	1,662	217	11%	1,887
AFC PHYSICIANS OF FLORIDA		1,415	470	25%	1,885
MINUTECLINIC, LLC #5817		1,532	342	18%	1,874
JACKSON HOSPITAL CLINICAL LABORATORY		1,592	277	15%	1,869
MINUTECLINIC LLC #3748		1,497	362	19%	1,859
EMERGENCY PHYSICIANS MEDICAL CENTER		824	1,029	56%	1,853
MEDEXPRESS PORT CHARLOTTE		1,677	166	9%	1,843
MINUTECLINIC LLC #5924		1,550	280	15%	1,830
KEYS AHEC SCHOOL MEDICAL CLINIC	13	1,702	112	6%	1,827
MEDIQUICK URGENT CARE CENTERS INC		1,307	517	28%	1,824
MINUTECLINIC LLC #4024		1,559	261	14%	1,820
NCHMD INC		1,518	300	17%	1,818
JUPITER MEDICAL CENTER URGENT CARE		1,370	442	24%	1,812
MINUTECLINIC LLC #5216		1,546	264	15%	1,810
BAYFRONTVENICEREGIONAL		1,719	82	5%	1,801
MINUTECLINIC LLC #3255		1,535	263	15%	1,798
ADVENTHEALTH CENTRA CARE WINTER HAVEN	1	1,111	685	38%	1,797
MINUTECLINIC LLC #3654		1,487	309	17%	1,796
NCH NORTHEAST	7	1,381	394	22%	1,782
LAKE WALES MEDICAL CENTER INC		1,543	236	13%	1,779
MARTIN HEALTH SYSTEM - ST LUCIE WEST		1,609	167	9%	1,776
MINUTECLINIC LLC #4612		1,406	370	21%	1,776
PENSACOLA PEDIATRICS PA	1	1,608	165	9%	1,774
MINUTECLINIC LLC #3648		1,428	333	19%	1,761
DOC SMILEYS URGENT CARE LLC		1,422	326	19%	1,748
MINUTECLINIC LLC # 3579		1,496	252	14%	1,748
MINUTECLINIC LLC #3285		1,515	231	13%	1,746
LEE DAVIS COMMUNITY RESOURCE CENTER		1,488	253	15%	1,741
BARDMOOR LABORATORY	9	1,474	252	15%	1,735
Community_Health		1,533	199	11%	1,732
MINI ER WATERFORD LAKES, THE		1,473	251	15%	1,724
MINUTECLINIC LLC #3635		1,481	225	13%	1,706
JW PLASTIC SURGERY		1,449	244	14%	1,693
HEALTH CARE DISTRICT OF PALM BEACH COUNTY	1	1,504	188	11%	1,693
RIVER TOWN DIAGNOSTIC LLC		1,419	271	16%	1,690
PHYSICIANS PRIMARY CARE	2	1,466	222	13%	1,690



# COVID-19: testing by laboratory

Data through Feb 27, 2021 verified as of Feb 28, 2021 at 09:25 AM

Data in this report are provisional and subject to change.

The numbers in the table below represent the number of Florida and non-Florida residents for whom test results were received by the Department of Health. A person can be tested by more than one laboratory and can have both positive and negative results. **Therefore, the sum of the numbers in each column will be larger than the total number of people tested.**

Reporting lab	Inconclusive	Negative	Positive	Percent positive	Total
CAREFAST+	1	984	703	42%	1,688
IGENOMIX USA LLC	47	1,482	157	9%	1,686
MINUTECLINIC LLC #1807		1,418	261	16%	1,679
AFC PHYSICIANS OF FLORIDA PA		1,239	439	26%	1,678
NEIGHBORHOOD MEDICAL CENTER INC	17	1,479	177	11%	1,673
SPARROW HEALTHCARE	2	1,416	252	15%	1,670
EXACT SCIENCES LABORATORIES, LLC		1,481	183	11%	1,664
MINUTECLINIC LLC #4201		1,456	205	12%	1,661
MINUTECLINIC LLC #1821		1,479	162	10%	1,641
NORTH SHORE LONG ISLAND JEWISH HEALTH	1	1,560	80	5%	1,641
JOHNS HOPKINS ALL CHILDREN'S HOSPITAL		1,546	89	5%	1,635
LITTLE PINE PEDIATRICS	1	1,359	267	16%	1,627
GENESIS LABORATORY MANAGEMENT	14	1,365	228	14%	1,607
LABORATORY SPECIALISTS OF MICHIGAN		1,325	275	17%	1,600
LABTECH DIAGNOSTIC		1,313	285	18%	1,598
OPTEO LABORATORY		1,559	34	2%	1,593
ELLENTON URGENT CARE		1,359	234	15%	1,593
SHELL POINT NURSING PAVILION	1	1,499	71	5%	1,571
MELBOURNE MEDICAL LABORATORY	2	1,365	202	13%	1,569
MINUTECLINIC LLC #476		1,334	222	14%	1,556
OPTUM LABS LLC		1,377	163	11%	1,540
ASSURANCE SCIENTIFIC LABORATORIES	1	1,255	282	18%	1,538
BAPTIST HEALTH EMERGENCY CENTER AT WEST CORAL WAY		1,198	327	21%	1,525
BAYFRONT HEALTH - CITRUS HILLS		1,307	210	14%	1,517
KETAMINE HEALTH CENTERS LLC		1,383	123	8%	1,506
MINUTECLINIC LLC #8381		1,296	208	14%	1,504
MINUTECLINIC LLC #1350		1,271	208	14%	1,479
BAPTIST HEALTH SOUTH FLORIDA - COUNTRY WALK URGENT CARE EXPRESS		1,253	222	15%	1,475
WHITE WILSON MEDICAL CENTER		192	1,278	87%	1,470
MINUTECLINIC LLC #3637		1,151	318	22%	1,469
MINUTECLINIC LLC #6007		1,254	199	14%	1,453
ADVANCE MEDICAL OF NAPLES		326	1,124	78%	1,450
UHEALTH DEERFIELD BEACH/UMSYLVESTER DEERFIELD BEACH LABORATORY	3	1,380	55	4%	1,438
PATIENTS CHOICE LABORATORIES		831	592	42%	1,423
BIOCERNA LLC	9	1,248	164	12%	1,421
FIU-HEALTH AUXILIARY LABORATORY	6	1,324	88	6%	1,418
MINUTECLINIC, LLC # 4469		1,184	206	15%	1,390
COASTAL LABORATORIES	1	1,101	286	21%	1,388
MINUTECLINIC LLC #3236		1,179	206	15%	1,385
ARCPPOINT LABS		844	541	39%	1,385
ED FRASER MEMORIAL HOSPITAL		1,138	243	18%	1,381
MINUTECLINIC, LLC #3245		1,100	275	20%	1,375
ASCENSION ST VINCENT'S - SOUTHSIDE		1,309	49	4%	1,358
BAPTIST HEALTH SOUTH FLORIDA - KEY BISCANE URGENT CARE EXPRESS		1,192	164	12%	1,356
GENOME LLC	2	1,244	104	8%	1,350
MEDEXPRESS URGENT CARE - JAX ATLANTIC BLVD		1,153	195	14%	1,348



# COVID-19: testing by laboratory

Data through Feb 27, 2021 verified as of Feb 28, 2021 at 09:25 AM

Data in this report are provisional and subject to change.

The numbers in the table below represent the number of Florida and non-Florida residents for whom test results were received by the Department of Health. A person can be tested by more than one laboratory and can have both positive and negative results. **Therefore, the sum of the numbers in each column will be larger than the total number of people tested.**

Reporting lab	Inconclusive	Negative	Positive	Percent positive	Total
PROJECT HEALTH, INC SUMTERVILLE	5	1,098	235	18%	1,338
FLORIDA DEPARTMENT OF HEALTH IN POLK COUNTY	2	1,033	300	22%	1,335
TEMPUS CLINICAL LABORATORY	10	1,170	146	11%	1,326
BAPTIST HEALTHCARE - JAY HOSPITAL	1	961	358	27%	1,320
UNIVERSITY OF ALABAMA AT BIRMINGHAM		1,275	37	3%	1,312
PEDIATRIC HEALTH CARE ALLIANCE - NORTHDAL		1,196	113	9%	1,309
AMELIA EXPRESS CARE	1	715	591	45%	1,307
MINUTECLINIC LLC #1815		1,140	166	13%	1,306
TREASURE COAST MEDICAL ASSOCIATES INC		747	548	42%	1,295
PARAMOUNT URGENT CARE VILLAGES		912	378	29%	1,290
SMA LAB	9	1,133	147	11%	1,289
UHEALTH CLINIC AT WALGREENS		1,031	248	19%	1,279
MINUTECLINIC LLC #5157		1,095	178	14%	1,273
NYU HOSPITALS CENTER CLINICAL LABORATORIES		1,227	42	3%	1,269
ADVANCED MEDICAL OF NAPLES LLC		1,108	150	12%	1,258
OPTUMCARE FLORIDA LLC		985	246	20%	1,231
TOM LEE COMMUNITY HEALTH CENTER		817	413	34%	1,230
VAVA PARTNERS LLC		440	789	64%	1,229
LAKELAND REGIONAL HEALTH PABLO		1,048	170	14%	1,218
CLINICORE		1,124	91	7%	1,215
HOLIDAY CVS LLC DBA CVS PHARMACY #5155		1,161	54	4%	1,215
MINUTECLINIC LLC #214		1,034	171	14%	1,205
ACCESS MEDICAL LABS		746	448	38%	1,194
PREMIER MEDICAL	1	1,097	94	8%	1,192
CAREMED CLINIC LLC	1	921	263	22%	1,185
FIRST QUALITY LABORATORY		1,104	76	6%	1,180
XPRESS URGENT CARE	4	996	179	15%	1,179
ST ANNES NURSING CENTER		1,141	25	2%	1,166
STAGEZERO LIFE SCIENCES INC	3	1,061	99	9%	1,163
VRL EUROFIN		1,111	35	3%	1,146
MEDIPATH LLC		856	289	25%	1,145
NORTH FLORIDA PEDIATRICS-TALLAHASSEE	1	1,041	98	9%	1,140
STEWART ROCKLEDGE HOSPITAL		937	202	18%	1,139
PROHEALTH MEDICAL CLINIC		534	605	53%	1,139
EPN URGENT CARE NAPLES	2	773	364	32%	1,139
ER QUICKCARE PL		967	171	15%	1,138
SOLARIS HEALTHCARE PALATKA		1,033	102	9%	1,135
CAPSTONE HEALTHCARE		802	330	29%	1,132
VERITAS GENETICS	61	942	119	11%	1,122
ADVANCED DIAGNOSTIC LABORATORY		1,068	47	4%	1,115
LAB24 INC	3	445	667	60%	1,115
PATIENTS FIRST LAKE ELLA MEDICAL CENTER		980	135	12%	1,115
PARAMOUNT URGENT CARE - CLERMONT		686	427	38%	1,113
PALM BAY HOSPITAL CLINICAL LABORATORY		774	338	30%	1,112
EUROFIN NTD, LLC		1,065	44	4%	1,109
PROFESSIONAL HEALTH EXAMINERS DBA PROHEALTH	1	892	209	19%	1,102

# COVID-19: testing by laboratory

Data through Feb 27, 2021 verified as of Feb 28, 2021 at 09:25 AM

Data in this report are provisional and subject to change.

The numbers in the table below represent the number of Florida and non-Florida residents for whom test results were received by the Department of Health. A person can be tested by more than one laboratory and can have both positive and negative results. **Therefore, the sum of the numbers in each column will be larger than the total number of people tested.**

Reporting lab	Inconclusive	Negative	Positive	Percent positive	Total
XYZ LABORATORY	8	942	146	13%	1,096
COASTAL PEDIATRIC GROUP		946	148	14%	1,094
READY RESPONDERS FLORIDA, PLLC		943	149	14%	1,092
PALM HARBOR PHARMACY		941	148	14%	1,089
STEWART REFERENCE LABORATORY	1	595	477	44%	1,073
NAPLES URGENT CARE	1	680	391	36%	1,072
MYTEST DIAGNOSTICS		1,004	62	6%	1,066
RAINBOW RIVER MEDICAL LABORATORY		977	83	8%	1,060
HENDRY REGIONAL MEDICAL CENTER CLINICAL LABORATORY		809	248	23%	1,057
MEDICAL CONSULTANTS OF FLORIDA, LLC	1	867	170	16%	1,038
ADDICTION LABS OF AMERICA	3	954	75	7%	1,032
MINUTECLINIC LLC #8927		865	161	16%	1,026
ARCPPOINT LABS OF CORAL SPRINGS FL		922	101	10%	1,023
MIAMI JEWISH HEALTH SYSTEMS		951	56	6%	1,007
NORTH FLORIDA PEDIATRICS - LAKE CITY		799	207	21%	1,006
FLAGLER HOSPITAL LABORATORY	8	36	959	96%	1,003
PRIMARY CARE OF THE TREASURE COAST		873	130	13%	1,003
VERITOR		850	151	15%	1,001
LAKELAND REGIONAL HEALTH - PWC/OB		36	954	96%	990
MINUTECLINIC LLC #5187		864	123	12%	987
GENEIQ		934	52	5%	986
SUNRISE URGENT CARE ASSOCIATES LLC D/B/A	6	613	367	37%	986
BROWNWOOD CARE CENTER		853	123	13%	976
PROJECT HEALTH INC	4	820	150	15%	974
MINUTECLINIC LLC		858	112	12%	970
PROFESSIONAL HEALTH EXAMINERS		825	144	15%	969
APALACHEE CORRECTIONAL INSTITUTION EAST UNIT		946	22	2%	968
LENCO MEDICAL LABORATORY		922	46	5%	968
ST PETERSBURG PEDIATRICS	1	867	97	10%	965
CAREFAST MURABELLA		501	456	48%	957
VITRO MOLECULAR LABORATORIES	38	859	55	6%	952
VRL EUROFINs - DALLAS		913	13	1%	926
MINUTECLINIC, LLC DBA MINUTECLINIC #4717		885	38	4%	923
GENE TOX WORLDWIDE	60	736	125	14%	921
HISTOPATHOLOGY SERVICES, LLC		813	104	11%	917
ADVENTHEALTH CENTRA CARE TRINITY		794	122	13%	916
USF MORSANI CENTER FOR ADVANCED HEALTH CARE		795	107	12%	902
LPG COCONUT POINT		746	155	17%	901
FAST TRACK URGENT CARE CENTER		4	895	100%	899
CARENOW URGENT CARE - FORT PIERCE		613	283	32%	896
INTEGRITY LABORATORIES, LLC	2	731	161	18%	894
THE HEALTH CENTER OF PLANT CITY		821	70	8%	891
TYNDALL AIR FORCE BASE		693	196	22%	889
TACACHALE CLINICAL LABORATORY	1	830	47	5%	878
ABSOLUTE GENOMICS	1	710	165	19%	876
NORTH FLORIDA PEDIATRICS PA - SUWANNEE	3	744	124	14%	871

# COVID-19: testing by laboratory

Data through Feb 27, 2021 verified as of Feb 28, 2021 at 09:25 AM

Data in this report are provisional and subject to change.

The numbers in the table below represent the number of Florida and non-Florida residents for whom test results were received by the Department of Health. A person can be tested by more than one laboratory and can have both positive and negative results. **Therefore, the sum of the numbers in each column will be larger than the total number of people tested.**

Reporting lab	Inconclusive	Negative	Positive	Percent positive	Total
PHAROS HEALTH		638	230	26%	868
PRIMARY CARE SOUTH INC		503	362	42%	865
BIO-TECH CLINICAL LABORATORIES INC		740	120	14%	860
UNIVERSITY OF WEST FLORIDA STUDENT HEALTH SERVICES	1	736	121	14%	858
CVS HEALTH		608	248	29%	856
CATALYST WALK IN CLINIC		673	175	21%	848
C.W. BILL YOUNG VA MEDICAL CENTER	1	21	825	97%	847
PEDIATRICS OF CENTRAL FLORIDA PA	20	776	45	5%	841
INTERLACHEN PEDIATRICS		809	32	4%	841
FISHERMENS HOSPITAL CLINICAL LAB		764	76	9%	840
COVANCE CLINICAL RESEARCH UNIT INC		816	23	3%	839
LEE COUNTY EMERGENCY MEDICAL SERVICE	1	726	111	13%	838
BAPTIST HEALTH - MD ANDERSON CANCER CENTER		824	5	1%	829
GROWING TOGETHER PEDIATRICS LLC		774	54	7%	828
FLORIDA HOSPITAL ORLANDO		743	74	9%	817
DEPARTMENT OF CLINICAL LABS		796	17	2%	813
MOLECULAR TESTING LABS		758	53	7%	811
ASCENSION ST VINCENT'S - CLAY		775	35	4%	810
ASAP LABS LLC	7	665	138	17%	810
CREEKSIDE CARE CENTER	1	681	128	16%	810
INTERLACHEN PEDIATRICS PA		771	37	5%	808
NORTH FLORIDA PEDIATRICS PA	2	688	111	14%	801
NITE LITE PEDIATRICS		234	564	71%	798
CONSULATE HEALTH CARE OF NEW PORT RICHEY	2	665	123	16%	790
Point of Care Testing	1	116	670	85%	787
CAPE CANAVERAL HOSPITAL		532	252	32%	784
COASTAL PHYSICIANS, LLC		629	153	20%	782
QUICK CARE MED		580	202	26%	782
DYNIX DIAGNOSTICS	2	525	255	33%	782
PENSACOLA PEDIATRICS	2	547	230	30%	779
WOODLANDS MEDICAL SPECIALISTS		521	256	33%	777
NORTH OKALOOSA MEDICAL CENTER		455	322	41%	777
EAST LAKE PEDIATRICS		671	102	13%	773
ADVENTHEALTH EXPRESS CARE AT WALGREENS		671	96	13%	767
NORTH SHORE LIJ URGENT CARE PC		722	45	6%	767
MACDILL AIR FORCE BASE		712	51	7%	763
NONE		308	454	60%	762
REDI MED LLC		606	153	20%	759
Tampa Lakes Health and Rehabilitation Center	2	685	70	9%	757
VITAS HEALTHCARE CORPORATION OF FLA	1	748	4	1%	753
NORTHEAST FLORIDA NEUROLOGY CLINICS, INC		634	113	15%	747
HALIFAX MEDICAL CENTER-PORT ORANGE LAB		639	107	14%	746
FAMILY HEALTH CENTERS OF SWF LABS	2	657	84	11%	743
MIDWAY SPECIATLY CARE CENTER		520	221	30%	741
NORTH VISTA HOSPITAL LABORATORY		625	113	15%	738
SPECTOR SCIENTIFIC LAB	1	264	473	64%	738

# COVID-19: testing by laboratory

Data through Feb 27, 2021 verified as of Feb 28, 2021 at 09:25 AM

Data in this report are provisional and subject to change.

The numbers in the table below represent the number of Florida and non-Florida residents for whom test results were received by the Department of Health. A person can be tested by more than one laboratory and can have both positive and negative results. **Therefore, the sum of the numbers in each column will be larger than the total number of people tested.**

Reporting lab	Inconclusive	Negative	Positive	Percent positive	Total
SANTA ROSA MEDICAL GROUP		575	161	22%	736
CRUCIAL CARE EMERGENCY MEDICINE DOCTORS		578	155	21%	733
ADVENT HEALTH LAB - ORLANDO		433	296	41%	729
PRIMARY CARE SERVICES AT INDIAN RIVER ESTATES		707	21	3%	728
CHILDRENS MEDICAL ASSOCIATION		658	66	9%	724
JACKSONVILLE BEACH PEDIATRIC CARE CENTER □		662	60	8%	722
NCHMD, INC SOUTHEAST IMMEDIATE CARE		555	165	23%	720
ANY LAB TEST NOW	1	478	239	33%	718
DISNEY COVID TEST SITE		703	11	2%	714
LOOP PEDIATRICS PA	3	593	114	16%	710
KENDALL HEALTHCARE PROPERTIES DBA	2	678	27	4%	707
CARE ONE OF FLORIDA LLC		469	233	33%	702
CLINICAL PATHOLOGY LABS INC		632	69	10%	701
ORLANDO HEALTH AND REHAB CENTER		656	43	6%	699
Victoria Nursing and Rehabilitation Center		647	51	7%	698
DOCTOR'S MEMORIAL HOSPITAL		534	162	23%	696
PALM GARDEN OF PORT SAINT LUCIE		682	9	1%	691
PREMIER MEDICAL LABORATORY SERVICES	2	463	225	33%	690
LIFE CARE CENTER OF NEW PORT RICHEY		657	33	5%	690
PALACE NURSING HOME & REHAB CENTER		652	36	5%	688
PRIMARY CARE SERVICES AT ST ANDREWS ESTATES		687			687
WILLOWBROOKE COURT AT EDGEWATER POINTE ESTATES		677	9	1%	686
SOLARIS HEALTHCARE CHARLOTTE HARBOR		633	47	7%	680
CALHOUN LIBERTY HOSPITAL		523	152	23%	675
NCH HEALTHCARE SYSTEM MICROBIOLOGY LAB		2	673	100%	675
GRAND COURT TAMPA		669	4	1%	673
24 HOUR PEDIATRIC CARE CENTER	1	623	48	7%	672
MINI ER ADULT AND PEDIATRIC URGENT CARE		574	98	15%	672
VENICE REGIONAL MEDICAL CENTER		574	96	14%	670
MEDICAL FP – WHOLE FAMILY HEALTH CENTER		543	120	18%	663
AMERICAN MEDICAL RESPONSE		655	7	1%	662
TREE HOUSE PEDIATRICS PLLC		591	66	10%	657
Crestview Rehabilitation Center	5	525	127	19%	657
POINT OF CARE TESTING SITE		630	24	4%	654
BOND AND STEELE CLINIC PA		461	190	29%	651
CENTRAL FLORIDA HEALTH CARE INC		542	106	16%	648
MAVERICK LABS		460	188	29%	648
TELESCOPE HEALTH LLC	3	536	109	17%	648
POINT WASHINGTON MEDICAL CLINIC	1	449	197	30%	647
PHYSICIANS STAT LAB INC		567	75	12%	642
ETHOS WELLNESS PHARMACY		598	43	7%	641
MANOR PINES CONVALESCENT CENTER LLC	1	616	21	3%	638
ADVENTHEALTH MEDICAL GROUP PROMPT CARE		457	180	28%	637
MAIN STREET MEDICAL CENTER		128	508	80%	636
FLAGLER COUNTY HEALTH DEPARTMENT	3	493	140	22%	636
GULF COAST MOLECULAR LABORATORIES	12	521	102	16%	635

# COVID-19: testing by laboratory

Data through Feb 27, 2021 verified as of Feb 28, 2021 at 09:25 AM

Data in this report are provisional and subject to change.

The numbers in the table below represent the number of Florida and non-Florida residents for whom test results were received by the Department of Health. A person can be tested by more than one laboratory and can have both positive and negative results. **Therefore, the sum of the numbers in each column will be larger than the total number of people tested.**

Reporting lab	Inconclusive	Negative	Positive	Percent positive	Total
GULF COAST VILLAGE		605	30	5%	635
AMERICAN SCIENTIFIC LABORATORIES LLC		628	5	1%	633
LIFE CARE CENTER OF PENSACOLA		584	49	8%	633
EAST LAKE PEDIATRICS PA		577	56	9%	633
JOHN KNOX VILLAGE HEALTH CENTER		612	20	3%	632
FLORIDA GULF COAST UNIVERSITY		451	181	29%	632
ST JOHN'S NURSING CENTER		611	21	3%	632
MOUNT SINAI LABORATORY		600	29	5%	629
GOLDEN GATE FAMILY CLINIC		193	436	69%	629
NORTH FLORIDA MEDICAL GROUP		489	137	22%	626
PALM GARDEN OF VERO BEACH		584	40	6%	624
LIFE CARE CENTER OF ORANGE PARK		591	30	5%	621
VIERA HOSPITAL, INC		483	136	22%	619
VETERANS AFFAIRS MEDICAL CENTER	1	40	575	93%	616
MID-FLORIDA PATHOLOGY		465	147	24%	612
HOLY CROSS HOSPITAL		12	598	98%	610
CLEWISTON NURSING AND REHABILITATION CENTER		592	12	2%	604
HOLMES REGIONAL MEDICAL CENTER		5	598	99%	603
PEBBLEBROOK PHARMACY		494	105	18%	599
PATIENTS FIRST - MAHAN DRIVE		164	435	73%	599
GOLDEN GLADES NURSING & REHABILITATION CTR		583	15	3%	598
SPRING HILL HEALTH AND REHABILITATION CENTER		573	24	4%	597
THE PRESERVE		588	9	2%	597
VETERANS AFFAIRS MEDICAL CENTER - JAMES A HALEY			595	100%	595
ORANGE BLOSSOM FAMILY HEALTH		566	27	5%	593
SEBASTIAN RIVER MEDICAL CENTER	2	429	161	27%	592
BROOKDALE FORT MYERS CYPRESS LAKE		590	2	0%	592
FORT MYERS INTERNAL MEDICINE, LLC		529	59	10%	588
VA PAIN CLINIC	4	555	28	5%	587
LAB DOCTOR		511	73	13%	584
LIFE CARE CENTER OF HILLIARD		562	22	4%	584
BROAD INSTITUTE CLINICAL SEQUENCING RESEARCH PLATFORM	2	551	27	5%	580
VITAS HEALTHCARE CORP OF CENTRAL FL		555	23	4%	578
MOORINGS PARK INSTITUTE, INC, THE		552	26	4%	578
EXPRESS PHARMACY		534	43	7%	577
MANOR CARE HEALTH SERVICES - FT MYERS		552	24	4%	576
SOUTHEAST ALABAMA MEDICAL CENT		524	50	9%	574
BOCA GRANDE HEALTH CLINIC		546	28	5%	574
TENNESSEE DOH - NASHVILLE	2	504	66	12%	572
MEDICAL VB		451	121	21%	572
EDEN SPRINGS NURSING AND REHAB CENTER		460	111	19%	571
CONSULATE HEALTHCARE OF VERO BEACH	14	477	79	14%	570
THERADOC		152	417	73%	569
PEDIATRIC HEALTHCARE ALLIANCE PA		522	47	8%	569
HMA SANTA ROSA MEDICAL CENTER LLC DBA		446	122	21%	568
J AND G MEDICAL GROUP LLC		469	96	17%	565

# COVID-19: testing by laboratory

Data through Feb 27, 2021 verified as of Feb 28, 2021 at 09:25 AM

Data in this report are provisional and subject to change.

The numbers in the table below represent the number of Florida and non-Florida residents for whom test results were received by the Department of Health. A person can be tested by more than one laboratory and can have both positive and negative results. **Therefore, the sum of the numbers in each column will be larger than the total number of people tested.**

Reporting lab	Inconclusive	Negative	Positive	Percent positive	Total
CITY MEDICAL OF NEW JERSEY, PC		516	46	8%	562
AFC URGENT CARE CLEARWATER	1	123	435	78%	559
SHORELINE PHYSICIAN GROUP		342	216	39%	558
ECCOLAB GROUP	1	146	410	74%	557
NSPIRE HEALTHCARE MIAMI LAKES	7	534	14	3%	555
CYPRESS VILLAGE	1	527	24	4%	552
NEMOURS CHILDERN'S HOSPITAL		453	98	18%	551
The Sands at South Beach		545	4	1%	549
MAYFLOWER ASSISTED LIVING		542	6	1%	548
VITAE DIAGNOSTICS		534	13	2%	547
EMERALD SHORES HEALTH AND REHABILITATION		449	97	18%	546
MANOR CARE NURSING CENTER OF SARASOTA FL LLC		459	87	16%	546
AMERICAN FAMILY CARE PENSACOLA WEST		13	533	98%	546
SUWANNEE HEALTH AND REHABILITATION CENTER		539	5	1%	544
COASTAL URGENT CARE		428	116	21%	544
Signature HealthCare Center of Waterford		515	29	5%	544
DOCTORS CENTER,THE		432	111	20%	543
BALDOMERO LOPEZ STATE VETERANS NURSING HOME	2	537	4	1%	543
NCF DIAGNOSTICS & DNA TECHNOLOGIES	15	208	318	59%	541
EXPRESS URGENT CARE LLC		1	540	100%	541
Fernandina Beach Rehabilitation and Nursing Center	1	519	19	4%	539
HEALTH CENTRAL CLINICAL LABORATORY		497	41	8%	538
EMERALD COAST PEDIATRICS		527	11	2%	538
PEDIATRIC HEALTHCARE ALLIANCE		507	31	6%	538
DIAMOND RIDGE HEALTH AND REHABILITATION		505	31	6%	536
VETERANS AFFAIRS MEDICAL CENTER - BAY PINES		18	517	97%	535
CLARITY LABS		464	70	13%	534
BALDWIN PEDIATRICS	1	504	28	5%	533
BUFFALO CROSSING HEALTHCARE & REHABILITATION CTR		517	15	3%	532
CONTINENTAL CLINICAL RESEARCH, LLC		500	32	6%	532
WILLOW BROOKE COURT AT INDIAN RIVER ESTATES		489	43	8%	532
Plantation Bay Rehabilitation Center		508	23	4%	531
ENCOMPASS HEALTH		517	13	2%	530
MEDICAL CENTER CLINIC-IMMEDIATE CARE	1	423	104	20%	528
MED FAST URGENT CARE CENTER		260	268	51%	528
NCH HEALTHCARE BONITA		399	128	24%	527
DAVITA LABORATORY		426	100	19%	526
DOH - INDIAN RIVER		450	75	14%	525
PALM GARDEN OF TAMPA		494	29	6%	523
VILLA MARIA NURSING & REHAB CENTER INC	1	507	12	2%	520
CLIFFORD CHESTER SIMS STATE VETERANS		508	11	2%	519
MEDONE URGENT CARE AT ST. AUGUSTINE		133	385	74%	518
MEDICAL CENTER OF DELTONA, INC		427	89	17%	516
MEDFAST URGENT CARE CENTERS		231	281	55%	512
PIONEER CLINICAL LAB LLC		411	96	19%	507
VALENCIA HILLS HEALTH AND REHABILITATION CENTER		489	13	3%	502

# COVID-19: testing by laboratory

Data through Feb 27, 2021 verified as of Feb 28, 2021 at 09:25 AM

Data in this report are provisional and subject to change.

The numbers in the table below represent the number of Florida and non-Florida residents for whom test results were received by the Department of Health. A person can be tested by more than one laboratory and can have both positive and negative results. **Therefore, the sum of the numbers in each column will be larger than the total number of people tested.**

Reporting lab	Inconclusive	Negative	Positive	Percent positive	Total
SABAL PALMS HEALTH AND REHAB		450	50	10%	500
BAPTIST PRIMARY CARE	2	398	100	20%	500
AMERICA'S PHARMACY LLC		443	57	11%	500
JACKSON MEMORIAL PERDUE MEDICAL CENTER		475	24	5%	499
SOLARIS HEALTHCARE LAKE CITY		400	98	20%	498
VETERANS AFFAIRS MEDICAL CENTER - GAINESVILLE		3	495	99%	498
HARBOUR HEALTH CENTER		484	14	3%	498
FLORIDA DEPARTMENT OF HEALTH IN CALHOUN COUNTY		374	123	25%	497
ENZO CLINICAL LABS INC	3	469	25	5%	497
CLINICAL PATHOLOGY LABS		386	111	22%	497
CLINICAL ENTERPRISE, INC		477	20	4%	497
NEW YORK HOSPITAL LABORATORIES	1	481	12	2%	494
PALMETTO FAMILY HEALTHCARE	1	313	180	36%	494
JACKSON MEMORIAL LONG TERM CARE CENTER		472	22	4%	494
MEMORIAL PEMBROKE 24/7 CARE CENTER		374	119	24%	493
HEALTH CENTER AT BRENTWOOD	1	448	44	9%	493
HEARTLAND PEDIATRICS OF LAKE WALES		440	51	10%	491
CHILDRENS MEDICAL ASSOCIATION PA		433	57	12%	490
SOUTHERN OAKS CARE CENTER	1	450	37	8%	488
WATSON THERAPEUTICS INC		469	19	4%	488
ST CLOUD REGIONAL MEDICAL CENTER CLINICAL LAB		394	92	19%	486
ARCPPOINTS LABS		421	65	13%	486
RICARDO NAVARRO DO PA		416	70	14%	486
FOUNTAIN MANOR HEALTH AND REHAB CENTER	1	465	18	4%	484
FAMILY HEALTH CENTERS OF SOUTHWEST FLORIDA INC		414	68	14%	482
RIVER GARDEN HEBREW HOME FOR THE AGED		428	54	11%	482
SUSANNA WESLEY HEALTH CENTER		446	36	7%	482
THE PALACE AT HOMESTEAD	1	461	19	4%	481
NORTH FLORIDA RETIREMENT VILLAGE		479	2	0%	481
PALM GARDEN OF JACKSONVILLE	2	399	80	17%	481
BREVARD HEALTH ALLIANCE		233	246	51%	479
GENOSUR LLC		473	6	1%	479
HILLCREST HEALTH CARE & REHABILITATION CENTER	2	464	13	3%	479
FLORIDA DEPARTMENT OF HEALTH CLAY COUNTY	1	379	96	20%	476
LAUDERDALE NURSING CENTER LLC	1	455	19	4%	475
SANDBAY URGENT CARE		382	93	20%	475
WEST GABLES HEALTH CARE CENTER		464	10	2%	474
The Manor at Blue Water Bay		414	60	13%	474
HARTS HARBOR HEALTH CARE CENTER		452	21	4%	473
ASCEND CLINICAL	5	399	69	15%	473
Good Samaritan Society Kissimmee Village		407	65	14%	472
BOND CLINIC PA PEDIATRICS DEPT		434	38	8%	472
MANOR OAKS NURSING & REHAB CENTER	4	462	2	0%	468
NAVAL HOSPITAL - JACKSONVILLE		136	331	71%	467
FLO-MEDILAB SERVICES LLC		188	279	60%	467
DXTERITY DIAGNOSTICS	2	436	28	6%	466

# COVID-19: testing by laboratory

Data through Feb 27, 2021 verified as of Feb 28, 2021 at 09:25 AM

Data in this report are provisional and subject to change.

The numbers in the table below represent the number of Florida and non-Florida residents for whom test results were received by the Department of Health. A person can be tested by more than one laboratory and can have both positive and negative results. **Therefore, the sum of the numbers in each column will be larger than the total number of people tested.**

Reporting lab	Inconclusive	Negative	Positive	Percent positive	Total
Quest Diag Unspecifd	1	316	148	32%	465
SHORE ACRES CARE CENTER		429	35	8%	464
BROOKDALE PALMER RANCH	1	404	57	12%	462
MANOR AT CARPENTERS		434	27	6%	461
PARKLANDS FACILITY INC	4	415	42	9%	461
PHYSICIANS PRIMARY CARE LAB	1	396	63	14%	460
CARITHERS PEDIATRIC GROUP		413	45	10%	458
CITRUS NURSING CENTER LLC		412	46	10%	458
CHILDRENS CLINIC WEST FLORIDA PEDIATRICS		417	40	9%	457
MICHAEL A MIDDLETON MD PA□		440	17	4%	457
HOPE HOSPICE AND COMMUNITY SERVICES INC	14	425	17	4%	456
HERON POINTE HEALTH AND REHABILITATION	1	450	3	1%	454
CLARIDGE HOUSE NURSING CENTER		437	17	4%	454
PALM GARDEN OF CLEARWATER		434	18	4%	452
LIFE CARE CENTER OF PALM BAY□		423	27	6%	450
RAINBOW PEDIATRIC CENTER PA		419	31	7%	450
FIRST CHOICE PEDIATRICS		362	88	20%	450
BENTON PEDIATRICS INC		402	47	10%	449
Williston Care Center		392	57	13%	449
LITTLE PINE PEDIATRICS PLLC	2	390	55	12%	447
ORLANDO HEALTH CENTER FOR REHABILITATION		434	13	3%	447
FLORIDA HOSPITAL WAUCHULA		314	133	30%	447
AFC URGENT CARE FAMILY CARE			445	100%	445
BROWARD PARTNERSHIP	6	431	8	2%	445
Q ANSWER LAB	1	385	58	13%	444
DIAMOND RIDGE HEALTH AND REHABILITATION CENTER		422	22	5%	444
NORTH FLORIDA REHABILITATION & SPECIALTY CARE□		436	6	1%	442
EMERITUS AT NAPLES	2	438	1	0%	441
UNIVERSITY OF TAMPA INC, THE		432	9	2%	441
ELLENTON PEDIATRICS		423	18	4%	441
Solaris HealthCare Windermere		408	32	7%	440
SMA SPECIALTY MEDICAL LAB		119	321	73%	440
NEW PLANT CITY FAMILY CARE	1	236	203	46%	440
DBI HEALTH INC		421	15	3%	436
CARE ONE OF FLORIDA	1	292	142	33%	435
AFC URGENT CARE SEMINOLE			433	100%	433
ST ANDREWS BAY SKILLED NURSING &		372	60	14%	432
NEW YORK PRESBYTERIAN - CUMC CLINICAL		413	18	4%	431
WHITE-WILSON MEDICAL CENTER - FORT WALTON BEACH		416	15	3%	431
AVECINA MEDICAL JULINGTON	1	240	189	44%	430
APP-UNIPATH, LLC	2	412	15	3%	429
FLORIDA DEPT OF HEALTH IN BREVARD COUNTY	3	363	63	15%	429
VITAS LUTHERAN TOWERS INPATIENT PROGRAM		364	64	15%	428
PALM GARDEN OF OCALA		330	98	23%	428
SIGNATURE HEALTHCARE OF BROOKWOOD GARDENS		419	6	1%	425
SOLARIS HEALTHCARE OSCEOLA		403	22	5%	425



# COVID-19: testing by laboratory

Data through Feb 27, 2021 verified as of Feb 28, 2021 at 09:25 AM

Data in this report are provisional and subject to change.

The numbers in the table below represent the number of Florida and non-Florida residents for whom test results were received by the Department of Health. A person can be tested by more than one laboratory and can have both positive and negative results. **Therefore, the sum of the numbers in each column will be larger than the total number of people tested.**

Reporting lab	Inconclusive	Negative	Positive	Percent positive	Total
FLORIDA HOSPITAL MEDICAL GROUP		264	160	38%	424
RUSKIN HEALTH CENTER		262	161	38%	423
Colonial Lakes Health Care		384	38	9%	422
PRO HEALTH		187	235	56%	422
GARCIA CLINICAL LABORATORY		28	392	93%	420
AFC URGENT CARE TYRONE		3	416	99%	419
RESTORE HEALTH URGENT CARE		321	97	23%	418
Bardmoor Oaks Healthcare and Rehabilitation Center		406	11	3%	417
CARENOW	2	225	189	45%	416
LEHIGH REGIONAL MEDICAL CENTER LAB		371	44	11%	415
Santa Rosa Center for Rehabilitation and Healing		345	69	17%	414
Ocala Health and Rehabilitation Center		391	21	5%	412
CONSULATE HEALTH CARE OF BAYONET POINT	4	399	7	2%	410
SEMINOLE NURSING PAVILION		403	7	2%	410
THE PALACE MANAGEMENT - THE PALACE AT CORAL GABLES		407	3	1%	410
MEDIPATH		19	391	95%	410
MINUTECLINIC LLC #3671		366	44	11%	410
HEALTHY STEPS PEDIATRICS		361	47	12%	408
PALM GARDEN OF WINTER HAVEN	3	389	16	4%	408
TIDE LABORATORIES		362	43	11%	405
BMCB MOLECULAR DIAGNOSTIC SUBSECTION		386	19	5%	405
Cypress Cove Care Center		304	100	25%	404
PALM GARDEN OF ORLANDO		369	33	8%	402
LIFEBRITE	1	209	192	48%	402
STEWART SEBASTIAN RIVER MEDICAL CENTER		348	53	13%	401
NAPLES CHILDREN'S URGENT CARE		349	51	13%	400
FLORIDA DEPARTMENT OF HEALTH		353	47	12%	400
BROOKSVILLE HEALTHCARE CENTER LLC		387	13	3%	400
SOLARIS HEALTHCARE MERRITT ISLAND		359	40	10%	399
ABBEY DELRAY		394	5	1%	399
CORE DIAGNOSTIC LABORATORIES LLC		277	122	31%	399
SUNSHINE URGENT CARE LLC		253	145	36%	398
STARKE FAMILY MEDICAL CENTER		310	88	22%	398
ORCHARD PARK HEALTH & REHABILITATION		390	5	1%	395
MINI ER AND URGENT CARE		289	105	27%	394
MEDSCAN LABORATORY INC	1	182	211	54%	394
Timberridge Center for Rehabilitation and Healing		359	34	9%	393
INDIAN RIVER CTR, LLC		341	50	13%	391
Solaris Healthcare Daytona	2	343	46	12%	391
BARBER		13	376	97%	389
MINUTECLINIC LLC, #10357		387	1	0%	388
Darcy Hall Of Life Care		375	11	3%	386
PALMS OF SEBRING		352	34	9%	386
TIDEWELL HOSPICE INC	2	376	7	2%	385
TREASURE COAST COMMUNITY HEALTH	3	321	61	16%	385
Manatee Springs Rehabilitation and Nursing Center		363	20	5%	383

# COVID-19: testing by laboratory

Data through Feb 27, 2021 verified as of Feb 28, 2021 at 09:25 AM

Data in this report are provisional and subject to change.

The numbers in the table below represent the number of Florida and non-Florida residents for whom test results were received by the Department of Health. A person can be tested by more than one laboratory and can have both positive and negative results. **Therefore, the sum of the numbers in each column will be larger than the total number of people tested.**

Reporting lab	Inconclusive	Negative	Positive	Percent positive	Total
BROOKDALE PADDOCK HILLS	2	377	2	1%	381
OCALA FAMILY MEDICAL CENTER INC	1	326	51	13%	378
BAYA PHARMACY WEST		8	368	98%	376
FAMILY CARE PARTNERS OF NORTHEAST FLORIDA LLC		302	73	19%	375
GOOD SAMARITAN CENTER		371	3	1%	374
FAIR HAVENS CENTER, OPCO		367	6	2%	373
AFC URGENT CARE		67	306	82%	373
Life Care Center of Ocala		304	68	18%	372
MEDONE URGENT CARE CENTER		149	223	60%	372
SOLARIS HEALTHCARE BAYONET POINT		355	16	4%	371
UR MEDICINE LABS- CENTRAL LABORATORY		349	22	6%	371
ACCESS MEDICAL CENTER	1	344	26	7%	371
FLORIDA DEPARTMENT OF HEALTH IN LIBERTY COUNTY	2	274	95	26%	371
CLERMONT HEALTH AND REHABILITATION CENTER		339	32	9%	371
URGENT CARE BETHESDA	1	318	52	14%	371
HENDRY REGIONAL MEDICAL CENTER		107	264	71%	371
VITAS HEALTHCARE CORPORATION		364	5	1%	369
ROLLINS COLLEGE WELLNESS CENTER		130	239	65%	369
ADVENT HEALTH - TAMPA		148	220	60%	368
ANCIENT CITY PEDIATRICS	1	353	14	4%	368
TRENTON MEDICAL CENTER INC DBA PALMS MEDICAL GROUP	4	270	93	25%	367
AMEERAH LABS, LLC	2	283	81	22%	366
Stacey Health Care Centers Inc. dba Riverside Care Center		337	29	8%	366
MAGNOLIA FAMILY URGENT CARE		327	38	10%	365
Destin Healthcare and Rehabilitation Center	1	326	38	10%	365
BLOUNTSTOWN REHABILITATION CENTER LLC		257	106	29%	363
Bayside Care Center	1	342	20	6%	363
PINES OF SARASOTA		359	4	1%	363
INFORM DIAGNOSTICS		353	9	2%	362
MOOSEHAVEN HEALTH CENTER		325	37	10%	362
ADDINGTON PLACE AT WELLINGTON GREEN		352	9	2%	361
LIFE CARE PONTE VEDRA INC		352	8	2%	360
ADVENTHEALTH EXPRESS CARE AT		292	68	19%	360
EPN URGENT CARE		44	315	88%	359
solaris Healthcare Parkway	2	339	17	5%	358
SUNLAND MARIANNA COX MEDICAL CENTER		318	40	11%	358
VILLAGE DOCTORS OF KEYSTONE		276	81	23%	357
INTERNAL MEDICINE & PEDIATRICS OF TAMPA BAY PA		301	55	15%	356
HAINES CITY REHABILITATION AND NURSING CENTER		331	24	7%	355
HEALTH CENTRAL PARK		289	66	19%	355
MY CLINICAL LAB		224	129	37%	353
DIAGNOSTIC & CLINICAL CARE SERVICES INC DBA		279	74	21%	353
VETERANS AFFAIRS MEDICAL CENTER - LAKE CITY		52	301	85%	353
SEA BREEZE REHAB AND NURSING CENTER		344	9	3%	353
VILLAGE AT VIENNA SQUARE,THE	6	329	17	5%	352
MEDFAST URGENT CARE CENTER		122	230	65%	352

# COVID-19: testing by laboratory

Data through Feb 27, 2021 verified as of Feb 28, 2021 at 09:25 AM

Data in this report are provisional and subject to change.

The numbers in the table below represent the number of Florida and non-Florida residents for whom test results were received by the Department of Health. A person can be tested by more than one laboratory and can have both positive and negative results. **Therefore, the sum of the numbers in each column will be larger than the total number of people tested.**

Reporting lab	Inconclusive	Negative	Positive	Percent positive	Total
ASSOCIATESMD MEDICAL GROUP INC		300	51	15%	351
BAYSHORE DIAGNOSTICS		310	41	12%	351
CORAL BAY HEALTHCARE AND REHABILITATION	1	338	12	3%	351
SANFORD LABORATORIES		325	26	7%	351
NATIONS BEST FAMILY HEALTH CARE		173	177	51%	350
FHMG FLORIDA HOSPITAL MEDICAL GROUP		312	37	11%	349
MANORCARE HEALTH SERVICES - VENICE		294	55	16%	349
SIPARADIGM, DIAGNOSTIC INFORMATICS		273	76	22%	349
ORLANDO VA MEDICAL CENTER			348	100%	348
FG RAPID RESULTS	2	116	229	66%	347
HEALTH DESIGNS		332	14	4%	346
PALM GARDEN OF WEST PALM BEACH	4	325	15	4%	344
Palmetto Subacute Care Center		332	11	3%	343
ORCHARD RIDGE CARE AND REHABILITATION CENTER		324	19	6%	343
UNIVERSITY OF TAMPA STUDENT HEALTH AND SHC CLINICAL LABORATORY		194	149	43%	343
FLORIDA HOSPITAL HEARTLAND MED CTR LAKE PLACID		256	86	25%	342
PruittHealth Panama City	1	276	64	19%	341
ADVENT HEALTH CENTRA CARE - PALM COAST		80	261	77%	341
SUN COUNTRY PEDIATRICS PLLC	9	302	29	9%	340
SELECT REFERENCE LABORATORIES, LLC	1	326	12	4%	339
SIGNATURE HEALTHCARE OF NORTH FLORIDA		336	3	1%	339
USAFSAM/PHE		174	165	49%	339
ARCPPOINT LABS OF SARASOTA MANATEE		261	78	23%	339
HEALTHWORKS MED GROUP OF FLORIDA PA	3	328	7	2%	338
Palm Garden of Largo		332	4	1%	336
SERENADES IN THE VILLAGES		282	54	16%	336
FLORIDA HEART & VASCULAR MULTISPECIALTY GROUP PA		239	96	29%	335
Marshall Health and Rehabilitation Center		286	48	14%	334
HARDEE MANOR HEALTH CARE CENTER	1	330	3	1%	334
ADVENTHEALTH MEDICAL GROUP PROMPT CAR	1	232	100	30%	333
CRONOS CLINICAL LABORATORY	22	220	91	27%	333
Bay Breeze Senior Living and Rehabilitation Center		280	53	16%	333
NORTH PINELLAS STATMED QUICK QUALITY CLINICS		236	97	29%	333
PEDIATRIC ASSOCIATES OF OCALA PA		301	31	9%	332
FAIRWAY OAKS CENTER LLC	6	320	6	2%	332
SABAL DIRECT PRIMARY CARE, PA		272	58	18%	330
COLOR GENOMICS, INC.	2	322	6	2%	330
MANOR CARE OF BOYNTON BEACH LLC		305	24	7%	329
HARDEE COUNTY HEALTH DEPARTMENT		262	67	20%	329
BRISTOL AT TAMPA, THE	4	316	8	2%	328
Life Care Center at Wells Crossing		309	19	6%	328
FLOMEDILAB		112	216	66%	328
VILLAGE DOCTORS FAMILY MEDICAL CENTER OF		264	63	19%	327
TRI-COUNTY NURSING AND REHABILITATION CENTER INC		311	15	5%	326
PIONEER CLINICAL LAB, LLC		212	113	35%	325
WHITE WILSON MEDICAL CENTER PA - NAVARRE		222	102	31%	324

# COVID-19: testing by laboratory

Data through Feb 27, 2021 verified as of Feb 28, 2021 at 09:25 AM

Data in this report are provisional and subject to change.

The numbers in the table below represent the number of Florida and non-Florida residents for whom test results were received by the Department of Health. A person can be tested by more than one laboratory and can have both positive and negative results. **Therefore, the sum of the numbers in each column will be larger than the total number of people tested.**

Reporting lab	Inconclusive	Negative	Positive	Percent positive	Total
CORAL TRACE HEALTH CARE☐	2	316	5	2%	323
MIDWAY SPECIALTY CARE CENTER	3	206	114	35%	323
ST PETERSBURG PEDIATRICS-PARK BLVD		293	30	9%	323
BAPTIST PRIMARY CARE, INC		297	25	8%	322
PALM BEACH ATLANTIC UNIVERSITY		310	11	3%	321
PEDIATRICS BY THE SEA		310	11	3%	321
KISSIMMEE FACILITY OPERATIONS LLC		298	23	7%	321
ATLANTIC SHORES NURSING AND REHAB CENTER	1	311	9	3%	321
DELTONA HEALTH CARE		298	23	7%	321
ROSEWOOD HEALTH AND REHABILITATION CENTER		297	21	7%	318
OCEAN VIEW NURSING AND REHAB CENTER		301	16	5%	317
ST PETERSBURG PEDIATRICS-SEMINOLE BLVD		255	61	19%	316
SPECIALTY HEALTH AND REHABILITATION CENTER		291	25	8%	316
LabCorp (Non-Interfaced)	1	124	191	60%	316
BAY VILLAGE OF SARASOTA INC		313	3	1%	316
FL HUD DESTIN, LLC D/B/A GRAND BOULEVARD HEALTH		278	37	12%	315
PruittHealth Santa Rosa		225	90	29%	315
BIOCEPT		293	22	7%	315
AVANTE AT MT DORA		311	3	1%	314
GENESIS MEDICAL LABORATORY MIAMI FL.		83	230	73%	313
ADVENTHEALTH EXPRESS CARE AT WALGREENS 49TH STREET		261	52	17%	313
DIGNITY HEALING, LLC		299	14	4%	313
ST LUCIE EMPLOYEE HEALTH & WELLNESS CENTER		306	6	2%	312
HCSO OCCUPATIONAL HEALTH AND WELLNESS CENTER		244	68	22%	312
KEY WEST HEALTH AND REHAB	1	304	7	2%	312
AVENTURA REHAB AND NURSING CENTER		302	10	3%	312
WELL HEALTH WORKS	1	275	35	11%	311
MOBILE MEDICAL ASSOCIATES PL	10	259	41	13%	310
MEDEXPRESS LUTZ		3	306	99%	309
NATURE COAST MEDICAL GROUP		217	92	30%	309
THE SPRINGS AT BOCA CIEGA BAY		299	9	3%	308
SPRINGTREE REHAB & HEALTH CARE CENTER		289	19	6%	308
PENSACOLA PEDIATRICS PA - TIGER POINT	18	282	8	3%	308
SILVER CREEK SENIOR LIVING COMMUNITY		302	5	2%	307
LAKE EUSTIS HEALTH AND REHABILITATION CENTER		300	7	2%	307
REHABILITATION CENTER OF LAKE CITY, THE		279	28	9%	307
SAMANTHA WILSON CARE CENTER	4	293	9	3%	306
GOOD SAMARITAN SOCIETY-DAYTONA		287	19	6%	306
HEALTH PARK CARE CENTER		302	4	1%	306
AVELLINO LAB USA, INC	1	292	12	4%	305
GANDY CROSSING CARE CENTER	1	290	14	5%	305
CHAUTAUQUA REHABILITATION AND NURSING CENTER		295	9	3%	304
PHYSICIANS REGIONAL WALK-IN		185	119	39%	304
ELMHURST HOSPITAL CENTER	1	276	26	9%	303
TAMARAC REHABILITATION & HEALTH CENTER		300	3	1%	303
PALMS REHABILITATION AND HEALTHCARE CENTER		266	37	12%	303

# COVID-19: testing by laboratory

Data through Feb 27, 2021 verified as of Feb 28, 2021 at 09:25 AM

Data in this report are provisional and subject to change.

The numbers in the table below represent the number of Florida and non-Florida residents for whom test results were received by the Department of Health. A person can be tested by more than one laboratory and can have both positive and negative results. **Therefore, the sum of the numbers in each column will be larger than the total number of people tested.**

Reporting lab	Inconclusive	Negative	Positive	Percent positive	Total
ONESTOP MEDICAL AND URGENT CARE LLC		259	43	14%	302
KENNEDY PAIN CLINIC GROUP LLC		272	29	10%	301
ARGO SENIOR LIVING AT HAVERHILL		282	18	6%	300
BOCA BIOLISTICS REFERENCE LABORATORY	2	185	112	37%	299
RIVERS FAMILY MEDICINE PA		222	77	26%	299
JACKSON PLAZA NURSING & REHAB CENTER	6	286	6	2%	298
ENCOMPASS HEALTH REHABILITATION HOSPITAL OF SUNRISE	8	283	6	2%	297
HEALTH FIRST ADVENTHEALTH CENTRA CARE - TITUSVILLE		56	241	81%	297
The Care Center at Pinellas Park	1	288	8	3%	297
BROOKDALE DESTIN		285	12	4%	297
LUTHERAN HAVEN		287	9	3%	296
BUENA VISTA URGENT CARE		264	32	11%	296
OSPREY LODGE		237	59	20%	296
ST JAMES HEALTH AND REHABILITATION CENTER		212	84	28%	296
PEDIATRIC HEALTH CARE ALLIANCE, PA		265	30	10%	295
BONIFAY NURSING AND REHAB CENTER		266	29	10%	295
AMBULATORY SURGERY CENTER OF BOCA RATON LTD		289	4	1%	293
FAMILY CARE PARTNERS OF NE FLORIDA LLC		223	70	24%	293
NORTHWEST MEDICAL CENTER CLINICAL LABORATORY		175	118	40%	293
Life Care Center of Punta Gorda	1	279	13	4%	293
SAINTS 120 LLC	1	258	34	12%	293
LAKELAND REGIONAL HEALTH SYSTEMS INC		26	266	91%	292
REGENTS PARK OF BOCA RATON		289	2	1%	291
MEDICAL CENTER AT OCEAN REEF,THE		277	14	5%	291
BAY COUNTY SHERIFFS OFFICE JAIL FACILITY		246	45	15%	291
STATMED OCALA	2	216	72	25%	290
LIFE CARE CENTER OF WINTER HAVEN		272	18	6%	290
HEATHER HILL HEALTHCARE CENTER		243	46	16%	289
PALM GARDEN OF GAINESVILLE	2	285	2	1%	289
LONGWOOD FAMILY PRACTICE		220	69	24%	289
AUBURN UNIVERSITY MEDICAL CLINIC		227	62	21%	289
CROSS POINTE CARE CENTER	2	280	6	2%	288
INNOVATIVE TRANSFUSION MEDICINE, INC	3	239	46	16%	288
ST JUDE CHILDREN'S RESEARCH HOSPITAL		272	15	5%	287
CONSULATE HEALTH CARE OF SAFETY HARBOR		281	6	2%	287
BAPTIST PRIMARY CARE INC	1	261	25	9%	287
HOLIDAY CVS LLC DBA CVS/PHARMACY #0440		277	9	3%	286
SOUTHWEST ORLANDO FAMILY MEDICINE, PL		238	48	17%	286
HOMESTEAD MANOR	2	244	40	14%	286
PORT SAINT LUCIE HOSPITAL		276	9	3%	285
BRIDGEWATER PARK HEALTH AND REHAB		257	28	10%	285
24/7 PEDIATRIC CARE CENTERS INC		266	19	7%	285
SOLARIS HEALTHCARE LAKE BENNET		251	32	11%	283
AURORA DIAGNOSTICS BERNHARDT LABORATORIES PATHOLOGY SERVICE		190	93	33%	283
AVANTE AT LEESBURG INC		281	1	0%	282
ELMCROFT PINECREST	1	260	21	7%	282

# COVID-19: testing by laboratory

Data through Feb 27, 2021 verified as of Feb 28, 2021 at 09:25 AM

Data in this report are provisional and subject to change.

The numbers in the table below represent the number of Florida and non-Florida residents for whom test results were received by the Department of Health. A person can be tested by more than one laboratory and can have both positive and negative results. **Therefore, the sum of the numbers in each column will be larger than the total number of people tested.**

Reporting lab	Inconclusive	Negative	Positive	Percent positive	Total
HOLLEY NAVARRE MEDICAL CLINIC		208	74	26%	282
ROSEN MEDICAL CENTER		242	40	14%	282
URGENT CARE EXPRESS LLC		1	279	100%	280
RULEME CENTER	2	252	26	9%	280
BEAR CREEK NURSING CENTER		274	5	2%	279
FLORIDA HEALTH CARE PLANS			279	100%	279
MANORCARE AT LELY PALMS		274	5	2%	279
TAVARES PEDIATRICS		235	43	15%	278
PW WINDERMERE SUBTENANT LLC		277	1	0%	278
SPEARHEAD MEDICAL		230	48	17%	278
TUSKAWILLA NURSING AND REHAB CENTER	2	269	7	3%	278
COMMUNITY HEALTH AND REHABILITATION CENTER		216	61	22%	277
QUALITOX LABORATORIES		105	172	62%	277
PRUITT HEALTH-SANTA ROSA		275	2	1%	277
Parkview Rehabilitation Center at Winter Park		269	7	3%	276
HARBOURWOOD	1	271	4	1%	276
ESTERO ISLAND MEDICAL CENTER		215	61	22%	276
VILLAGES REGIONAL HOSPITAL SURGERY CENTER LLC, THE		218	58	21%	276
DOCTORS MEMORIAL HOSPITAL		155	121	44%	276
Rehabilitation Center for Park Place LLC		265	11	4%	276
WESTCHESTER GARDENS LIMITED PARTNERSHIP		270	6	2%	276
TALLAHASSEE NHHI LLC	1	248	27	10%	276
WALGREENS 3173		251	24	9%	275
PERSONALIZED GENETIC TESTING	1	180	94	34%	275
MANOR CARE OF NAPLES FL LLC		272	3	1%	275
Coastal Health and Rehabilitation Center		264	11	4%	275
PLANT CITY PEDIATRICS	1	223	51	19%	275
FAMILY EXPRESS URGENT CARE		5	270	98%	275
renaissance health and rehabilitation center		257	18	7%	275
Glades West Rehabilitation and Nursing Center		266	8	3%	274
KINDRED HOSPITAL	7	262	5	2%	274
BAYA POINTE NURSING AND REHABILITATION		191	83	30%	274
LASER & SURGERY CENTER OF THE PALM BEACHES□		272	1	0%	273
ACCURATE DIAGNOSTIC LABS, INC		256	15	6%	271
ADVENT HEALTH - DELTONA ER		219	52	19%	271
HOLISTIX TREATMENT CENTERS		265	6	2%	271
EXCEL PEDIATRICS		226	44	16%	270
Solaris Healthcare Coconut Creek		263	6	2%	269
SILVERCREST HEALTH AND REHABILITATION CENTER	3	258	8	3%	269
ADVENT HEALTH CARE CENTER	9	246	13	5%	268
Premier Place at The Glenview		260	8	3%	268
Life Care Center at Inverrary		261	6	2%	267
DAVID SCOTT MADWAR MD PA□		239	27	10%	266
ADVENT HEALTH CENTRA CARE - ORMOND BEACH		113	153	58%	266
W FRANK WELLS NURSING HOME		237	28	11%	265
SERANADES BY SONATA WEST ORANGE		236	29	11%	265

# COVID-19: testing by laboratory

Data through Feb 27, 2021 verified as of Feb 28, 2021 at 09:25 AM

Data in this report are provisional and subject to change.

The numbers in the table below represent the number of Florida and non-Florida residents for whom test results were received by the Department of Health. A person can be tested by more than one laboratory and can have both positive and negative results. **Therefore, the sum of the numbers in each column will be larger than the total number of people tested.**

Reporting lab	Inconclusive	Negative	Positive	Percent positive	Total
FRICKS PHARMACY		206	59	22%	265
MILLER BIOCONNECT		236	28	11%	264
JACKSONVILLE KIDS PEDIATRICS, PLLC		232	32	12%	264
Solaris HealthCare Imperial		255	8	3%	263
BRENTWOOD RETIREMENT COMMUNITY	5	227	31	12%	263
JAMES A HALEY VETERANS HOSPITAL			263	100%	263
NASSAU COUNTY JAIL		225	37	14%	262
SEASIDE HEALTH AND REHABILITATION CENTER		205	57	22%	262
PROTEUS MOLECULAR AND CLINICAL LAB	1	149	111	43%	261
ST CATHERINE'S WEST REHABILITATION HOSPITAL		249	12	5%	261
CLARE BRIDGE ORMOND BEACH	1	259			260
SIGNATURE HEALTHCARE AT THE COURTYARD		213	47	18%	260
LAKE PARK OF MADISON		251	9	3%	260
CHIPOLA HEALTH AND REHAB		243	17	7%	260
CLIFFORD CHESTER SIMS VA NURSING HOME		251	9	3%	260
WHITE-WILSON MEDICAL CENTER - NICEVILLE		232	27	10%	259
CONSULATE HEALTHCARE OF KISSIMMEE		247	12	5%	259
The Grove Health and Rehabilitation		235	23	9%	258
FLORIDA WOMAN CARE LABORATORY LLC		232	26	10%	258
ADVANCED AMBULATORY SURGERY CENTER		246	12	5%	258
MEMPHIS PATHOLOGY LABORATORY	4	236	18	7%	258
TRINITY REGIONAL REHAB CENTER		243	15	6%	258
PAVILION FOR HEALTHCARE, THE		253	2	1%	255
Vi at Lakeside Village Skilled Nursing		249	5	2%	254
AVON PARK PEDIATRICS INC	3	227	24	9%	254
SHELL POINT VILLAGE MEDICAL CENTER		246	7	3%	253
WESTWOOD HEALTHCARE SNF		207	46	18%	253
FIRST CHOICE PRIMARY CARE		201	51	20%	252
USA HEALTH UNIVERSITY HOSPITAL CLINICAL LABORATORY	1	241	10	4%	252
BROOKDALE LAKE TAVARES		247	5	2%	252
BROWARD NURSING & REHABILITATION CTR	8	234	10	4%	252
ABBOTT LABORATORIES		164	87	35%	251
MARTIN MEMORIAL MEDICAL CENTER LAB		128	122	49%	250
AYERS HEALTH & REHABILITATION CENTER		245	5	2%	250
DEPARTMENT OF HEALTH BUREAU OF FAMILY		248	2	1%	250
VETERANS AFFAIRS MEDICAL CENTER - MIAMI		1	249	100%	250
HAVEN OF OUR LADY OF PEACE INC		241	8	3%	249
CENTERSTONE OF FLORIDA		232	17	7%	249
TIERRA PINES CENTER		237	12	5%	249
FOUNTAIN INN NURSING & REHABILITATION CTR, INC		242	6	2%	248
BUREAU OF CLINICAL LABORATORIES		208	40	16%	248
HUNT CLUB PEDIATRIC ASSOCIATES, P.A.		212	36	15%	248
CARRINGTON PLACE OF ST PETE LLC		242	6	2%	248
OKEECHOBEE COUNTY HEALTH DEPT	1	166	81	33%	248
QUOTIENT SCIENCES		239	8	3%	247
ABBOTT DIAGNOSTICS		233	14	6%	247

# COVID-19: testing by laboratory

Data through Feb 27, 2021 verified as of Feb 28, 2021 at 09:25 AM

Data in this report are provisional and subject to change.

The numbers in the table below represent the number of Florida and non-Florida residents for whom test results were received by the Department of Health. A person can be tested by more than one laboratory and can have both positive and negative results. **Therefore, the sum of the numbers in each column will be larger than the total number of people tested.**

Reporting lab	Inconclusive	Negative	Positive	Percent positive	Total
Heritage Healthcare at Tallahassee		239	7	3%	246
RIVERWOOD HEALTH NH LLC		207	39	16%	246
AVECINA MOBILE		121	125	51%	246
ROSEWOOD HEALTHCARE & REHABILITATION CENTER		239	6	2%	245
HOSPICE OF THE FLORIDA SUNCOAST,THE		244	1	0%	245
MALABAR/ADVENT CENTRA CARE		48	196	80%	244
FORT MYERS REHABILITATION AND NURSING CENTER		217	26	11%	243
Chatsworth at PGA National, LLC		230	12	5%	242
ARCHER HEALTH VENTURES, LLC		217	25	10%	242
PENSACOLA PEDIATRICS, PA		224	17	7%	241
Sunset Point Center		237	4	2%	241
GOOD SAMARITAN CARES		236	5	2%	241
WELL-BEING MEDICAL CENTER PLLC		222	19	8%	241
LODGE HEALTH AND REHABILITATION CENTER, THE		208	32	13%	240
LA MER NH LLC		235	5	2%	240
CLARE BRIDGE OF SARASOTA		238	2	1%	240
CHIPOLA MEDICAL ASSOCIATES, LLC		166	73	31%	239
ORANGE COUNTY HEALTH DEPT		228	11	5%	239
PALM GARDEN OF AVENTURA		236	3	1%	239
FLORIDA CLINICAL LABORATORY-BIOREFERENCE LABORATORIES		89	150	63%	239
Life Care Center of Sarasota		226	13	5%	239
AMERICAN HOUSE SENIOR LIVING		189	49	21%	238
MIAMI JEWISH HEALTH SYSTEMS, INC	3	227	8	3%	238
ADVENT HEALTH - ORLANDO		180	58	24%	238
AZALEA TRACE		224	13	5%	237
HOSPICE OF LAKE & SUMTER INC	1	230	5	2%	236
HOMESTEAD VILLAGE		225	11	5%	236
WIMAUMA COMMUNITY HEALTH CENTER		193	43	18%	236
BAY TREE CARE AND REHABILITATION CENTER		197	38	16%	235
REGENTS PARK AT AVENTURA		221	14	6%	235
Solaris Senior Living North Naples ALF		226	9	4%	235
TERRACES OF LAKE WORTH CARE CENTER		223	12	5%	235
STATMED QUICK QUALITY CLINIC AT NORTH PINELLAS		66	169	72%	235
EDGEWATER AT WATERMAN VILLAGE,THE		220	15	6%	235
SARAPATH DIAGNOSTICS		118	117	50%	235
ARBOR FACILITY INC		235			235
OAK HAMMOCK AT THE UNIVERSITY OF FLORIDA		229	6	3%	235
KR at Hillsborough Lakes/Lutz Healthcare		224	10	4%	234
STERLING HOUSE OF DELAND		232	1	0%	233
Chatham Glen Healthcare and Rehabilitation Center		226	7	3%	233
FELLOWSHIP HOME AT THE FAIRWAY LLC		226	6	3%	232
UCC - WELLINGTON		3	229	99%	232
Cross Gardens Care Center		231	1	0%	232
TGH		1	231	100%	232
FLORIDA KEYS PEDIATRICS & ADOLESCENT CENTER		220	12	5%	232
ARCPPOINT LABS OF ST PETERSBURG		152	79	34%	231



# COVID-19: testing by laboratory

Data through Feb 27, 2021 verified as of Feb 28, 2021 at 09:25 AM

Data in this report are provisional and subject to change.

The numbers in the table below represent the number of Florida and non-Florida residents for whom test results were received by the Department of Health. A person can be tested by more than one laboratory and can have both positive and negative results. **Therefore, the sum of the numbers in each column will be larger than the total number of people tested.**

Reporting lab	Inconclusive	Negative	Positive	Percent positive	Total
ATLANTIC URGENT CARE		155	76	33%	231
NORTH FLORIDA PEDIATRICS - MARIANNA		192	38	17%	230
ManorCare Health Services-Palm Harbor	1	229			230
LAKESIDE NEUROLOGIC		220	10	4%	230
MANDARIN PEDIATRICS		209	21	9%	230
CYPRESS COVE		224	6	3%	230
AMERICAN FINNISH NURSING HOME	2	221	6	3%	229
MY HEALTHY BLUEPRINT BY BAPTIST HEALTH CARE		187	42	18%	229
LYNN HAVEN SPORTS COMPLEX-WALKON CLINIC		21	207	91%	228
WASHINGTON REHAB AND NURSING		218	9	4%	227
BOND CLINIC, PA		163	63	28%	226
PARKS HEALTHCARE & REHABILITATION CTR	4	211	11	5%	226
West Melbourne Health and Rehabilitation Center		224	1	0%	225
Lakewood Nursing Center		196	29	13%	225
Avante at Inverness		224	1	0%	225
Consulate Health Care of St. Petersburg		218	7	3%	225
Crossbreeze care center	1	221	2	1%	224
Lake Port Square Health Center		208	16	7%	224
ADVENT HEALTH - TIMBERRIDGE ER		188	35	16%	223
Heartland Healthcare of Ft. Myers	1	221	1	0%	223
CHEEK AND SCOTT DRUGS INC		181	42	19%	223
LEHIGH VALLEY GENOMICS			223	100%	223
NORTH FLORIDA PEDIATRICS PA - DUVAL		193	29	13%	222
WHITE WILSON MEDICAL IMMEDIATE CARE NICEVILLE		16	206	93%	222
PINNACLES PEDS CARE PA		222			222
PEDIATRICS IN BREVARD PA		188	33	15%	221
DE LUNA HEALTH AND REHABILITATION CENTER		199	22	10%	221
Boynton Beach Rehabilitation Center	2	213	4	2%	219
WOOD LAKE HEALTH AND REHABILITATION CENTER		219			219
Avante at Orlando		214	4	2%	218
Signature healthcare of Jacksonville		213	5	2%	218
ARTHREX MEDICAL CENTER	1	118	99	45%	218
ST. CLOUD REGIONAL MEDICAL CENTER		199	18	8%	217
CCS - JOSEPH V CONTE		215	2	1%	217
DISCOVERY VILLAGE AT MELBOURNE		191	26	12%	217
LAKE PORT SQUARE		200	17	8%	217
THE MANOR AT CARPENTERS		185	32	15%	217
THE RESIDENCE AT TIMBER PINES	4	188	25	12%	217
BROOKDALE ATRIM WAY		210	6	3%	216
ASCENSION MEDICAL GROUP		5	211	98%	216
COLLIER URGENT CARE CENTERS CREEKSIDE		199	17	8%	216
SOUTHERN LABORATORY SERVICES OF NWF		187	28	13%	215
Consulate Health Care of North Fort Myers		203	12	6%	215
WALGREENS 10670		191	24	11%	215
HEARTLAND PEDIATRICS OF LAKE PLACID PA		186	29	13%	215
GATEWAY/ADVENT CENTRA CARE	1	24	190	88%	215

# COVID-19: testing by laboratory

Data through Feb 27, 2021 verified as of Feb 28, 2021 at 09:25 AM

Data in this report are provisional and subject to change.

The numbers in the table below represent the number of Florida and non-Florida residents for whom test results were received by the Department of Health. A person can be tested by more than one laboratory and can have both positive and negative results. **Therefore, the sum of the numbers in each column will be larger than the total number of people tested.**

Reporting lab	Inconclusive	Negative	Positive	Percent positive	Total
BLOCK, NATION, CHASE, AND SMOLEN FAMILY MEDICINE		157	57	27%	214
Orchid Cove at Sarasota		212	1	0%	213
ST MARK VILLAGE	1	207	5	2%	213
FORT PIERCE HEALTH CARE		206	7	3%	213
San Jose Health & Rehabilitation		206	6	3%	212
POCONO MEDICAL CENTER		212			212
WIREGRASS DIRECT PRIMARY CARE PLLC		179	33	16%	212
CONSULATE HEALTH CARE OF WINTER HAVEN		209	3	1%	212
ARDEN COURTS OF TAMPA	2	205	5	2%	212
PCB CLINIC		167	45	21%	212
SUPERIOR RESIDENCES OF PANAMA CITY BEACH		205	6	3%	211
BAYVIEW CENTER		206	5	2%	211
CONEY ISLAND HOSPITAL		204	7	3%	211
EDGEWOOD NURSING CENTER		204	7	3%	211
SURREY PLACE CARE CENTER		205	6	3%	211
SUNRISE DIAGNOSTIC LABORATORY		158	53	25%	211
FLORIDA ATLANTIC UNIVERSITY STUDENT HEALTH		174	36	17%	210
CORAL REEF NURSING & REHABILITATION CENTER		206	4	2%	210
PALM BEACH PEDIATRICS PA	2	178	30	14%	210
Taylor Care Center		204	5	2%	209
THE PALACE NURSING AND REHABILITATION CENTER		209			209
HEALTH FIRST - HOLMES REGIONAL MEDICAL CENTER		32	177	85%	209
Whispering Oaks	11	175	23	11%	209
DOCTORS MEMORIAL FAMILY MEDICINE	2	143	64	31%	209
NSPIRE HEALTHCARE LAUDERHILL		203	6	3%	209
AMELIA MEDICAL CARE		61	147	71%	208
FULGENT GENETICS	2	165	40	19%	207
PALMS MEDICAL GROUP HIGH SPRINGS		174	33	16%	207
MACCLENNY NURSING AND REHAB		189	18	9%	207
VETERANS AFFAIRS ORLANDO VA MEDICAL CENTER			207	100%	207
Surrey Place Healthcare and Rehabilitation		204	2	1%	206
Concordia Village of Tampa AL		201	5	2%	206
Consulate Healthcare of West Palm Beach		189	16	8%	205
BARTON HEALTH ALLIANCE		159	45	22%	204
LCS SANDHILL COVE LLC DBA	6	190	8	4%	204
ADVENT HEALTH - WESTCHASE ER		172	32	16%	204
Bayside Health and Rehabilitation		175	29	14%	204
SAMIR EBEID MD		182	21	10%	203
BROOKDALE OF SPRING HILL	9	192	2	1%	203
GLENRIDGE ON PALMER RANCH,THE		195	8	4%	203
SOLARIS SENIOR LIVING VERO BEACH		196	7	3%	203
MACTOWN, INC		201	2	1%	203
POLK COUNTY HEALTH DEPARTMENT		178	24	12%	202
PATHGROUP LABS LLC		97	105	52%	202
ADVENT HEALTH CENTRA CARE - APOPKA NORTH		172	30	15%	202
LIFE CARE CENTER OF PORT ST. LUCIE		191	10	5%	201

# COVID-19: testing by laboratory

Data through Feb 27, 2021 verified as of Feb 28, 2021 at 09:25 AM

Data in this report are provisional and subject to change.

The numbers in the table below represent the number of Florida and non-Florida residents for whom test results were received by the Department of Health. A person can be tested by more than one laboratory and can have both positive and negative results. **Therefore, the sum of the numbers in each column will be larger than the total number of people tested.**

Reporting lab	Inconclusive	Negative	Positive	Percent positive	Total
PADDOCK RIDGE		198	3	1%	201
ADVENT HEALTH CENTRA CARE - DAYTONA BEACH		94	107	53%	201
VAMC WEST PALM LAB		5	196	98%	201
COLONY CLUB ALF,THE	1	187	13	6%	201
Governors Creek Health and Rehabilitation	1	198	2	1%	201
CITY OF PORT SAINT LUCIE		188	13	6%	201
ADVENT HEALTH - LAKE NONA		173	27	14%	200
HERITAGE HEALTHCARE AND REHABILITATION CENTER		195	5	3%	200
Nspire Health Care Kendall		190	10	5%	200
SOUTHLAND SUITES OF ORMOND BEACH	4	195			199
BORLAND GROOVER CLINIC	1	163	35	18%	199
ADVENT HEALTH - CARROLLWOOD	4	169	26	13%	199
ST ANTHONYS REHABILITATION HOSPITAL	9	187	2	1%	198
INN AT ASTON GARDENS, THE		191	7	4%	198
220 GOLDEN, LLC	1	181	16	8%	198
PONTE VEDRA GARDENS		197	1	1%	198
DEPARTMENT OF HEALTH & HUMAN SERVICES		198			198
LAUREL POINT CARE ACQUISITION LLC DBA SANDGATE GARDENS REHAB AND NURSI		171	27	14%	198
LAKEVIEW INTERNAL MEDICINE		142	55	28%	197
ABBIEJEAN RUSSELL CARE CENTER		195	1	1%	196
GOOD SAMARITAN SOCIETY OF DELAND		184	11	6%	195
CONSULATE HEALTH CARE OF MELBOURNE		191	4	2%	195
LAKE VIEW CARE CENTER AT DELRAY		189	6	3%	195
TARPON POINT NURSING AND REHABILITATION CENTER		191	3	2%	194
MATHISON RETIREMENT COMMUNITY, INC	1	185	8	4%	194
ANGELS DIAGNOSTIC GROUP		154	39	20%	193
NO FLORIDA PEDIATRICS, PA		166	27	14%	193
SARNO EXTENDED HOURS		124	69	36%	193
LUIS A GHIGLINO MD PA		185	7	4%	192
EVENT MED SERVICES LABORATORY		187	4	2%	191
HEALTH LINK DIAGNOSTIC LABORATORIES		182	9	5%	191
Cross Terrace REhabilitation		189	2	1%	191
FLORIDA HEALTH CARE PLAN INC		2	189	99%	191
CORAL GABLES NURSING & REHABILITATION CENTER		181	10	5%	191
NEO GENOMICS - FORT MYERS	1	183	6	3%	190
CYPRESS POINT LIVING, LLC		175	15	8%	190
MORSE LIFE MEMORY CARE RESIDENCE		181	9	5%	190
Sunnyside Nursing Home		187	3	2%	190
FINLAY CLINICAL LABORATORY INC		36	152	81%	188
OCEAN REEF MEDICAL CENTER		150	38	20%	188
WOMEN'S CARE FLORIDA LABORATORY		183	5	3%	188
Flagler Health and Rehabilitation		185	3	2%	188
PLANTATION NURSING & REHAB CENTER		187			187
BOCA RATON REHABILITATION CENTER	4	180	3	2%	187
PALM HARBOR FAMILY PRACTICE & WALK-IN		140	47	25%	187
AMA MEDICAL GROUP LLC		156	31	17%	187

# COVID-19: testing by laboratory

Data through Feb 27, 2021 verified as of Feb 28, 2021 at 09:25 AM

Data in this report are provisional and subject to change.

The numbers in the table below represent the number of Florida and non-Florida residents for whom test results were received by the Department of Health. A person can be tested by more than one laboratory and can have both positive and negative results. **Therefore, the sum of the numbers in each column will be larger than the total number of people tested.**

Reporting lab	Inconclusive	Negative	Positive	Percent positive	Total
CHILDREN MED CARE INC		158	29	16%	187
The Waterford		184	2	1%	186
ANTHEM LAKES LLC		151	35	19%	186
GUEST HOUSE OCALA, THE		181	5	3%	186
NIGHT LITE PEDIATRICS WINTER GARDEN		144	41	22%	185
ADVENT		172	13	7%	185
WATERMARK LAKE POINTE WOODS LLC		167	18	10%	185
VIERA MANOR ASSISTED LIVING RESIDENCE		178	7	4%	185
GRACE PEDIATRICS		155	30	16%	185
DOS OF NORTH SHORES NURSING & REHAB CENTER		185			185
POMPANO REHABILITATION AND NURSING CTR		184			184
SANDY PINES	2	164	18	10%	184
OAKBROOK HEALTH AND REHABILITATION CENTER	1	169	14	8%	184
VI AT BENTLEY VILLAGE HOME CARE		183	1	1%	184
ST. JAMES BAY HEALTH AND REHABILITATION CENTER		183	1	1%	184
GEORGIA DEPARTMENT OF PUBLIC HEALTH	1	5	178	97%	184
ST AUGUSTINE HEALTH & REHAB CENTER		183	1	1%	184
BAPTIST HEALTH PRIMARY CARE	1	134	48	26%	183
ADVENT HEALTH CENTRA CARE - WESLEY CHAPEL		13	170	93%	183
HOSPITAL FOR SPECIAL SURGERY		179	3	2%	182
MARTIN ACQUISITION 1 LLC DBA		169	13	7%	182
TUSCAN GARDENS OF PALM COAST		176	5	3%	181
CANTERFIELD OF CLAY COUNTY		143	38	21%	181
NADAL PEDIATRICS - VICTORIA STREET (3385)		153	28	15%	181
UNIVERSITY OF MIAMI		54	127	70%	181
MEDICAL CONSULTANTS OF FLORIDA LLC	1	146	33	18%	180
ADVANCED MEDICAL GROUP		1	179	99%	180
PATRIOT MEDICAL LABORATORIES		172	8	4%	180
LEESBURG PEDIATRICS		161	19	11%	180
ST PETERSBURG PEDIATRICS-EAST BAY	1	148	30	17%	179
ZON BEACHSIDE LLC		142	37	21%	179
BAY VUE NURSING AND REHABILITATION CENTER		169	10	6%	179
STERLING HOUSE OF PUNTA GORDA		178	1	1%	179
YOUR FAMILY WALK-IN CLINIC		13	165	93%	178
HOLISTIC PEDIATRICS GROUP LLC		157	21	12%	178
ARDEN COURTS OF SEMINOLE		137	41	23%	178
BARKLEY PLACE	1	172	4	2%	177
Heritage Park Rehabilitation & Healthcare		159	18	10%	177
ADVENT HEALTH CENTRA CARE - CARROLLWOOD		5	172	97%	177
RITECARE MEDICAL CENTER		115	62	35%	177
MIRACLE HILL NURSING & REHABILITATION CENTER INC		171	5	3%	176
BROOKDALE ORANGE PARK		175	1	1%	176
DISCOVERY VILLAGE AT NAPLES		159	17	10%	176
PRIMECARE OF DOTHAN		122	54	31%	176
SUNCOAST URGENT CARE		131	45	26%	176
Emory L Bennett State Veterans Nursing Home		173	3	2%	176

# COVID-19: testing by laboratory

Data through Feb 27, 2021 verified as of Feb 28, 2021 at 09:25 AM

Data in this report are provisional and subject to change.

The numbers in the table below represent the number of Florida and non-Florida residents for whom test results were received by the Department of Health. A person can be tested by more than one laboratory and can have both positive and negative results. **Therefore, the sum of the numbers in each column will be larger than the total number of people tested.**

Reporting lab	Inconclusive	Negative	Positive	Percent positive	Total
ORLANDO HEALTH EMERGENCY DEPARTMENT		163	12	7%	175
The Inn at Sarasota Bay Club		172	2	1%	174
ALL SEASONS NAPLES LLC		169	5	3%	174
ARDEN COURTS OF LARGO FL, LLC		153	21	12%	174
ASTON GARDENS AT PELICAN MARSH		169	5	3%	174
LAB CORP	1	98	75	43%	174
KENILWORTH CARE & REHABILITATION CENTER		163	10	6%	173
JACKSONVILLE NURSING AND REHAB CENTER		166	6	3%	172
CANTERFIELD OF OCALA, LLC		161	11	6%	172
PALM BEACH COUNTY FIREFIGHTERS HEALTH CLINIC, LLC		138	34	20%	172
FIRST CHOICE PEDIATRICS SEMORAN		85	86	50%	171
GENE BY GENE		61	110	64%	171
BROOKDALE FORT MYERS THE COLONY		167	4	2%	171
ROSECASTLE OF CITRUS		141	30	18%	171
US MEDICAL CARE, INC		154	17	10%	171
FLAGLER COUNTY DETENTION CENTER		162	8	5%	170
DAIRY ROAD URGENT CARE	2	71	97	57%	170
ALLSOUTH URGENT CARE		6	164	96%	170
FORT WALTON REHABILITATION CENTER		133	37	22%	170
Life Care Center of Orlando		164	5	3%	169
CENTRAL FLORIDA HEALTHCARE GROUP LLC		148	21	12%	169
NEW YORK CITY DEPARTMENT OF HEALTH & MENTAL		136	33	20%	169
TUSCAN GARDENS OF VENETIA MANAGEMENT COMPANY		155	13	8%	168
QUICK CARE MED LLC	1	121	46	27%	168
PANAMA CITY DEVELOPMENTAL CENTER		168			168
AFTER HOURS PEDIATRICS INC	1	1	166	99%	168
ADVENT HEALTH CENTRA CARE - TEMPLE TERRACE	1	103	63	38%	167
JACKSONVILLE UNIVERSITY	1	153	13	8%	167
CONCORD LIFE SCIENCES LLC	1	149	17	10%	167
URGENT CARE OF THE PALM BEACHES, NORTH PALM BEACH			167	100%	167
EXOSOME DIAGNOSTICS	1	148	18	11%	167
BENDERSON FAMILY SKILLED NURSING AND		150	17	10%	167
IMA MEDICAL GROUP		106	60	36%	166
SOUTH BALDWIN REGIONAL MEDICAL CENTER		155	11	7%	166
BEACON AT GULF BREEZE, THE	2	155	9	5%	166
PBC FIREFIGHTER BENEFIT FUND WELLNESS CENTER		131	34	21%	165
THE ARLINGTON OF NAPLES INC.		162	3	2%	165
OSPREY VILLAGE AT AMELIA ISLAND LTD		155	9	5%	164
SUWANNEE VALLEY NURSING CENTER		150	14	9%	164
NORTH FLORIDA INTERNAL MEDICINE PA		131	33	20%	164
BRIGHTON EGGERT PHARMACY INC		159	5	3%	164
MEADOWCREST FAMILY PHYSICIANS		97	66	40%	163
PRECISION GENETICS, INC		157	6	4%	163
TRI COUNTY NURSING HOME		162	1	1%	163
ADVENTHEALTH EXPRESS CARE AT WESLEY CH		147	16	10%	163
HOSPICE OF ST FRANCIS INC		157	6	4%	163

# COVID-19: testing by laboratory

Data through Feb 27, 2021 verified as of Feb 28, 2021 at 09:25 AM

Data in this report are provisional and subject to change.

The numbers in the table below represent the number of Florida and non-Florida residents for whom test results were received by the Department of Health. A person can be tested by more than one laboratory and can have both positive and negative results. **Therefore, the sum of the numbers in each column will be larger than the total number of people tested.**

Reporting lab	Inconclusive	Negative	Positive	Percent positive	Total
MIAMI VA HEALTHCARE SYSTEM			163	100%	163
BRADENTON HEALTH CARE		163			163
HAWKINS FAMILY MEDICINE LLC	1	113	48	30%	162
SOMERBY LAKE NONA		154	7	4%	161
CAYUGA MEDICAL CENTER AT ITHACA		156	5	3%	161
CITRUS HEALTH AND REHAB		128	33	20%	161
WOODBIDGE FACILITY INC		156	5	3%	161
BIOIQ		111	50	31%	161
WORKPLACE SCREENING INTELLIGENCE			160	100%	160
BROOKDALE PENSACOLA		159	1	1%	160
GLADES HEALTH CARE CENTER		157	3	2%	160
KEYSTONE REHAB		160			160
GREENBRIAR REHABILITATION AND NURSING CENTER	1	159			160
SPRINGS AT LAKE POINTE WOODS		157	2	1%	159
ARCADIA HEALTH AND REHABILITATION CENTER		100	59	37%	159
ROSECASTLE OF ZEPHRHILLS		156	3	2%	159
EDWARD J HEALEY REHAB & NURSING CENTER		158			158
GULF COAST MEDICAL CENTER		154	4	3%	158
HIGHLANDS URGENT CARE			158	100%	158
MID FLORIDA PATHOLOGY LLC MOBILE UNIT #4		107	51	32%	158
WHITE WILSON MEDICAL CENTER IMMEDIATE CARE		51	107	68%	158
PATHWAY PHARMACY		126	32	20%	158
BAY EDUCATORS WELLNESS CENTER		102	56	35%	158
WUESTHOFF REF LABORATORY			158	100%	158
MOBILE INFIRMARY MED CENTER PATH LAB		142	15	10%	157
WESLEY HAVEN VILLA	1	122	34	22%	157
FARAH MEDICAL		146	10	6%	156
CSL PLASMA		31	125	80%	156
TIMBERRIDGE NURSING HOME & REHAB		123	33	21%	156
CRYSTAL RIVER HEALTH & REHAB		156			156
Englewood Healthcare and Rehab		141	15	10%	156
CARENOW LAKE MARY		26	130	83%	156
HUNT CLUB PEDIATRIC ASSOCIATES PA		99	56	36%	155
COCOA BEACH/ADVENT CENTRA		41	114	74%	155
PEDIATRICS OF GREATER ORLANDO		134	21	14%	155
PRUITT HEALTH		153	2	1%	155
LORI MCAULIFFE MD PA		132	23	15%	155
PALMETTO FACILITY INC	1	153			154
DIAMOND RIDGE		147	7	5%	154
AZALEA TRACE PHYSICIAN SERVICES		153	1	1%	154
FAWCETT MEMORIAL HOSPITAL-LAB		39	115	75%	154
LAKEVIEW HEALTH CENTER		154			154
KINDRED HOSPITAL THE PALM BEACHES		148	5	3%	153
DOLPHIN POINTE HEALTH CARE LLC		134	19	12%	153
HIALEAH SHORES NURSING AND REHAB CENTER		145	8	5%	153
CARE CENTERS OF NASSAU		150	3	2%	153

# COVID-19: testing by laboratory

Data through Feb 27, 2021 verified as of Feb 28, 2021 at 09:25 AM

Data in this report are provisional and subject to change.

The numbers in the table below represent the number of Florida and non-Florida residents for whom test results were received by the Department of Health. A person can be tested by more than one laboratory and can have both positive and negative results. **Therefore, the sum of the numbers in each column will be larger than the total number of people tested.**

Reporting lab	Inconclusive	Negative	Positive	Percent positive	Total
BARTRAM CROSSING		153			153
DOCTORS MEMORIAL FAMILY PRACTICE	2	118	33	22%	153
STERLING HOUSE OF WINTER HAVEN		149	3	2%	152
ALTAMONTE MD			152	100%	152
PHYSICIANS REGIONAL MEDICAL CENTER - PINE RIDGE		19	133	88%	152
BRADEN RIVER REHABILITATION CENTER LLC		152			152
PEDIATRIC SPECIALISTS MEDICAL GROUP	1	140	11	7%	152
LAKEVIEW TERRACE RETIREMENT COMMUNITY		135	17	11%	152
ANCHOR CARE AND REHABILITATION CENTER		150	1	1%	151
COASTAL INTERNAL MEDICINE		114	37	25%	151
MILLENNIUM PHYSICIAN GROUP LLC		129	22	15%	151
The Crossroads		149	1	1%	150
POINTE, THE		122	28	19%	150
LABORATORY OF FLORIDA		97	53	35%	150
SUMMERFIELD EMERGENCY ROOM		113	37	25%	150
MIDWAY PRIMARY CARE, LLC	11	79	59	40%	149
MEDICATION ROOMS-CSU/CI NURSE STATION	1	137	11	7%	149
PRECISION HEALTH RESOURCES, LLC	1	133	15	10%	149
HIGHLANDS LAKE CENTER		145	4	3%	149
SUNNY HILLS ALF OF SEBRING INC		137	11	7%	148
KRYSTAL BAY NURSING AND REHABILITATION		144	4	3%	148
NURSING PLUS OF BROWARD LLC		133	15	10%	148
JUPITER MEDICAL CENTER URGENT CARE - STUART		108	39	27%	147
GOLD CHOICE SENIOR COMMUNITIES		107	40	27%	147
SEAGRASS VILLAGE FLEMING ISLAND		110	37	25%	147
WRIGHTS HEALTH CARE AND REHABILITATION CENTER		117	30	20%	147
CHARTER SENIOR LIVING OF PANAMA CITY BEACH		126	21	14%	147
REFUAH HEALTH CENTER LABORATORY		140	7	5%	147
PROVIDENCE HOSPITAL LABORATORY		138	8	5%	146
LABCORP BURLINGTON		114	32	22%	146
CORE BIO LABS		76	70	48%	146
MILLENNIUM LAB SERVICES			145	100%	145
REGENCY CARE OF BLOUNTSTOWN LLC		135	10	7%	145
ARDEN COURTS OF DELRAY BEACH FL LLC	3	133	9	6%	145
FLORIDA DEPARTMENT OF HEALTH IN TAYLOR COUNTY	1	101	43	30%	145
VILLAGE PEDIATRICS LLC		120	25	17%	145
SIGNATURE HEALTHCARE OF ORANGE PARK		142	3	2%	145
BROOKDALE CAPE CORAL		145			145
PHYSICIAN PARTNERS PERRY		83	62	43%	145
SUNY UPSTATE MEDICAL UNIVERSITY		137	7	5%	144
NO FLORIDA PEDIATRICS, PA - BRADFORD		117	27	19%	144
JUNO DERMATOLOGY LLC		131	13	9%	144
FHMG-FLORIDA HOSPITAL MEDICAL GROUP		122	22	15%	144
NCRNC INC		140	4	3%	144
WALGREENS 6221		127	17	12%	144
PALM BEACH COUNTY HEALTH DEPT LAB	4	134	6	4%	144

# COVID-19: testing by laboratory

Data through Feb 27, 2021 verified as of Feb 28, 2021 at 09:25 AM

Data in this report are provisional and subject to change.

The numbers in the table below represent the number of Florida and non-Florida residents for whom test results were received by the Department of Health. A person can be tested by more than one laboratory and can have both positive and negative results. **Therefore, the sum of the numbers in each column will be larger than the total number of people tested.**

Reporting lab	Inconclusive	Negative	Positive	Percent positive	Total
Quail Run Health Care Center		143			143
METROPOLITAN HOSPITAL CENTER		137	6	4%	143
VIPEDIATRICS PLLC		131	12	8%	143
ADVENTHEALTH CENTRA CARE PONCIANA	1	81	61	43%	143
JEFFERY WEINZWEIG		2	141	99%	143
NAVARRE GARDENS LLC		117	25	18%	142
BENTON HOUSE AT OAKLEAF		112	30	21%	142
OAKHURST CENTER		135	7	5%	142
ST VINCENT'S AMBULATORY CARE INC DBA	2	122	18	13%	142
VENICE REGIONAL BAYFRONT HEALTH (PULMONARY)		126	16	11%	142
JUPITER MEDICAL CENTER URGENT CENTER		110	32	23%	142
CROSSWINDS HEALTH AND REHABILITATION CENTER	1	138	2	1%	141
UNIVERSITY OF CENTRAL FLORIDA HEALTH SERVICES		141			141
FAMILY EXTENDED CARE OF CENTRAL TAMPA		123	18	13%	141
SONATA COCONUT CREEK	2	115	24	17%	141
PARTICLE THEORY LABS		128	13	9%	141
NOVARI CARE LLC		97	44	31%	141
UNITED CLINICAL LABORATORIES		132	9	6%	141
PORT ST LUCIE REHABILITATION AND HEALTHCARE		98	43	30%	141
OAKS OF KISSIMMEE HEALTH AND REHABILITATION CENTER		138	3	2%	141
GRAVITY DIAGNOSTICS, LLC		36	104	74%	140
ALL FLORIDA FAMILY AND SPORTS MEDICINE		121	19	14%	140
ELLENTON PEDIATRICS PA		129	11	8%	140
WEDGEWOOD HEALTHCARE CENTER		92	48	34%	140
Kindred Hospital South Florida Hollywood SNU		133	7	5%	140
WEST COAST FAMILY MEDICAL CARE		108	31	22%	139
Gulf Coast Healthcare (Longwood Health and Rehab		118	21	15%	139
VILLAGE PLACE NH LLC		115	24	17%	139
ADVENTHEALTH HOSPICE CARE CENTRAL FLORIDA		135	3	2%	138
AMERICAN PATHOLOGY PARTNERS		136	2	1%	138
LabCorp L#09258090 M#09258105		74	64	46%	138
DAYSPRING VILLAGE		116	22	16%	138
SEAVIEW NURSING AND REHABILITATION CENTER		137	1	1%	138
Hampton Court Nursing and Rehabilitation Center		136	2	1%	138
LAKE REGIONAL URGENT CARE		9	129	93%	138
DESOTO PALMS ALF		132	5	4%	137
ADVENT HEALTH CENTRA CARE - CITRUS PARK		9	128	93%	137
CRANE CENTER		106	31	23%	137
ADVENT HEALTH CENTRA CARE - DELAND		28	109	80%	137
PPC-LAB EDI ORCHARD BI		129	8	6%	137
MANOR AT BLUEWATER BAY		131	6	4%	137
JACKSON COUNTY HEALTH DEPARTMENT		97	40	29%	137
SONATA DELRAY BEACH		125	11	8%	136
ADVENT HEALTH CENTRA CARE - ORANGE CITY	1	53	82	60%	136
VIERA DEL MAR HEALTH AND REHABILITATION CENTER		132	4	3%	136
RDV SPORTSPLEX PEDIATRICS		115	21	15%	136



# COVID-19: testing by laboratory

Data through Feb 27, 2021 verified as of Feb 28, 2021 at 09:25 AM

Data in this report are provisional and subject to change.

The numbers in the table below represent the number of Florida and non-Florida residents for whom test results were received by the Department of Health. A person can be tested by more than one laboratory and can have both positive and negative results. **Therefore, the sum of the numbers in each column will be larger than the total number of people tested.**

Reporting lab	Inconclusive	Negative	Positive	Percent positive	Total
CLARE BRIDGE OF CAPE CORAL	1	135			136
QUEENS HOSPITAL CENTER	1	126	8	6%	135
GRAVITY DIAGNOSTICS		48	87	64%	135
PEDIATRIC CARE CENTER		135			135
STAR CARE		117	18	13%	135
REGENCY PARK		117	18	13%	135
IRL MARKET LAB ALACHUA		104	31	23%	135
LONGWOOD HEALTH AND REHABILITATION CENTER		124	11	8%	135
TUSCAN ISLE CHAMPIONSGATE OP CO LLC		133	2	1%	135
VILLA MARIA WEST SKILLED NURSING FACILITY		127	7	5%	134
DOCTOR'S IN HOUSE LABORATORY		18	116	87%	134
MV MEDICAL PRACTICE DBA PRIMARY URGENT CARE		127	7	5%	134
NEMOURS CHILDREN'S URGENT CARE		80	54	40%	134
ADVANCED MEDICAL CENTER		86	48	36%	134
NAPHCARE, INC AT MANATEE COUNTY JAIL		109	25	19%	134
MED COMP SCIENCES		1	133	99%	134
STEWART MEDICAL GROUP		34	99	74%	133
DB MD		118	15	11%	133
THE REHABILITATION CENTER OF LAKE CITY		127	5	4%	132
CITRUS MEMORIAL HOSPITAL			131	100%	131
INTEGRATED REGIONAL LABORATORIES		119	12	9%	131
MAINSTREAM DIAGNOSTIC LABORATORY LLC		112	19	15%	131
SOUTH CAMPUS FACILITY INC		122	9	7%	131
The Ponce Therapy Care Center		127	4	3%	131
THE WELLNESS CENTER AT LAKEWOOD RANCH		43	88	67%	131
CARENOW URGENT CARE - LAKE MARY			130	100%	130
CENTRACARE		17	113	87%	130
FLORIDA HEALTH CARE PLANS INC		1	129	99%	130
FINNISH AMERICAN REST HOME-ALF		127	2	2%	129
BMHSI-AEL MICROBIOLOGY LABORATORY	2	102	25	19%	129
TRI-COUNTY NURSING HOME		117	12	9%	129
AMERICAN FAMILY MEDICAL LLC		90	39	30%	129
The Crossings		127	2	2%	129
LIFE BRITE		113	16	12%	129
WILLOW BROOKE COURT AT AZALEA TRACE		127	1	1%	128
FOUNTAINS OF HOPE LLC, THE		127	1	1%	128
CLEARWATER STATMED QUICK QUALITY CLINICS		38	90	70%	128
LIFE CARE CENTER OF ALTAMONTE SPRINGS		102	26	20%	128
A PLUS PEDIATRICS		110	17	13%	127
SHOAL CREEK REHABILITATION CENTER		85	42	33%	127
CAREATC CITY OF TAMPA		102	25	20%	127
HARBORCHASE OF VERO BEACH	1	111	15	12%	127
GESSLER CLINIC PA		98	29	23%	127
Lakeside Nursing and Rehabilitation Center	1	100	25	20%	126
QUICK CARE MED PL CR		80	46	37%	126
HEALTHPOINT MED GRP OF THE EMERALD COAST LLC		96	30	24%	126

# COVID-19: testing by laboratory

Data through Feb 27, 2021 verified as of Feb 28, 2021 at 09:25 AM

Data in this report are provisional and subject to change.

The numbers in the table below represent the number of Florida and non-Florida residents for whom test results were received by the Department of Health. A person can be tested by more than one laboratory and can have both positive and negative results. **Therefore, the sum of the numbers in each column will be larger than the total number of people tested.**

Reporting lab	Inconclusive	Negative	Positive	Percent positive	Total
VENICE REGIONAL MEDICAL CENTER BAYFRONT HEALTH		53	73	58%	126
DAYSPRING SENIOR LIVING LLC		124	2	2%	126
HILLSBOROUGH COUNTY DEVELOPMENTAL CTR	1	117	8	6%	126
AMERICAN HOUSE-BONITA SPRINGS		125	1	1%	126
ARDEN COURTS OF FORT MYERS		123	3	2%	126
PROVISTA DIAGNOSTICS, INC		123	3	2%	126
WINDSOR OF LAKEWOOD RANCH,THE		123	2	2%	125
TGH URGENT CARE - SEMINOLE			125	100%	125
MANOR CARE OF PALM HARBOR		123	1	1%	124
BREVARD HEALTH ALLIANCE INC, THE		117	7	6%	124
NORTH BEACH REHABILITATION CENTER		122	2	2%	124
THE CLUB AND REHABILITATION CENTER		123	1	1%	124
ARBOR GLEN AT ARBOR TRACE	2	113	9	7%	124
KINDRED HOSPITAL-BAY AREA-ST PETERSBURG LAB	1	117	6	5%	124
ISLAND HEALTH AND REHABILITATION CENTER		122	1	1%	123
ADVENT HEALTH CENTRA CARE - BRANDON		31	92	75%	123
IQBAL A FARUQUI MD		91	32	26%	123
PROMPT CARE OF CENTRAL FLORIDA			123	100%	123
ALLCARE MEDICAL CENTERS PC		101	22	18%	123
SONNIS PEDIATRICS PA		110	13	11%	123
NORTH FL SOUTH GA HCS-MALCOM RANDALL VAMC			123	100%	123
FAWCETT MEMORIAL HOSPITAL LABORATORY			123	100%	123
CLINICA HISPANA		1	122	99%	123
THREE OAKS PHARMACY INC		109	13	11%	122
SACRED HEART HEALTH SYSTEM INC		95	27	22%	122
COQUINA CENTER		119	3	2%	122
URGENT CARE TCMA			121	100%	121
GENEDX		46	75	62%	121
FLORIDA DEPARTMENT OF HEALTH IN LAKE COUNTY	1	78	42	35%	121
Crystal Health & Rehab Center		115	6	5%	121
PARKVIEW HEALTH		121			121
SEA PINES REHABILITATION HOSPITAL		120	1	1%	121
MEYER PEDIATRICS		107	13	11%	120
LIFE CARE CENTER OF JACKSONVILLE		99	21	18%	120
WILLOWBROOKE COURT AT ST ANDREWS ESTATES		115	5	4%	120
ARIZONA DEPARTMENT OF HEALTH SERVICES		5	115	96%	120
BROOKDALE JENSEN BEACH		117	3	3%	120
ISLAND URGENT CARE PLLC DBA AFC URGENT CARE		118	1	1%	119
EAST NEW YORK DIAGNOSTIC AND TREATMENT		113	6	5%	119
MINUTECLINIC DIAGNOSTIC OF RHODE ISLAND, LLC #729		115	4	3%	119
BOSTON RED SOX CLUB LP		117	2	2%	119
MATHISON RETIREMENT COMMUNITY		114	5	4%	119
RESEARCH CENTERS OF AMERICA, LLC		97	22	18%	119
PALMS FACILITY INC		104	15	13%	119
PSL NAPLES BH OPERATIONS, LLC		118			118
RDX BIOSCIENCE		60	58	49%	118

# COVID-19: testing by laboratory

Data through Feb 27, 2021 verified as of Feb 28, 2021 at 09:25 AM

Data in this report are provisional and subject to change.

The numbers in the table below represent the number of Florida and non-Florida residents for whom test results were received by the Department of Health. A person can be tested by more than one laboratory and can have both positive and negative results. **Therefore, the sum of the numbers in each column will be larger than the total number of people tested.**

Reporting lab	Inconclusive	Negative	Positive	Percent positive	Total
SH HERON EAST LLC		103	15	13%	118
QUALITY URGENT CARE AND WELLNESS PL	3	83	32	27%	118
COASTAL HEALTH AND REHAB		110	8	7%	118
MACKOUL PEDIATRICS FORT MYERS		101	17	14%	118
CITRUS MEMORIAL HEALTH SYSTEM LAB		2	116	98%	118
GEORGE SAFRAN MD PC		107	11	9%	118
NEIGHBORHOOD MEDICAL CENTER		112	5	4%	117
SPRING HAVEN RETIREMENT	1	116			117
WALTON PLACE		117			117
CHERRY OAK PALM BEACH COUNTY		111	6	5%	117
Avante at Melbourne		116	1	1%	117
BELVEDERE COMMONS OF FORT WALTON BEACH		106	10	9%	116
DIAGNOSTIC LABORATORY OF OKLAHOMA		93	23	20%	116
WALGREENS 4915		104	12	10%	116
Mt Sinai Aventura			116	100%	116
WINDERMERE MEDICAL CENTER		112	4	3%	116
PANAMA PHARMACY	3	96	17	15%	116
LEE COUNTY SCHOOL DISTRICT	1	108	7	6%	116
HOBDAIR FAMILY HEALTH LLC		81	35	30%	116
BROOKDALE COLONIAL PARK	2	112	1	1%	115
JPR URGENT MEDICAL CARE		113	2	2%	115
EMBRY RIDDLE AERONAUTICAL UNIVERSITY HEALTH SERVICES		1	114	99%	115
SUNFLOWER SPRINGS ASSISTED LIVING		105	10	9%	115
TIFFANY HALL NURSING AND REHAB CENTER		106	9	8%	115
ADVENT HEALTH - PALM HARBOR ER		86	28	25%	114
BROWARD HEALTH CORAL SPRINGS EPIDEMIOLOGY DEPT		1	113	99%	114
CLERMONT URGENT CARE			114	100%	114
PROFESSIONAL URGENT CARE SERVICES		81	33	29%	114
ELAN BUENA VISTA		97	17	15%	114
MCW MENTAL HEALTH LLC		112	2	2%	114
CABANA AT JENSEN DUNES, THE		110	4	4%	114
VITAS HEALTHCARE CORPORATION OF FLORIDA		110	3	3%	113
WILLISTON PEDIATRICS PA		91	22	19%	113
D PEDIATRICS		98	15	13%	113
Courtyards of Orlando Care Center		101	12	11%	113
ADVENTHEALTH MEDICAL GROUP FAMILY MEDICINE AT		88	25	22%	113
TREASURE COAST MEDICAL ASSOCIATES		4	109	96%	113
NADAL PEDIATRICS		86	26	23%	112
CLEAR MOLECULAR	2	108	2	2%	112
ALLIED HEALTH FORT PIERCE		112			112
CLEVELAND CLINIC FOUNDATION		12	100	89%	112
KINDRED HOSPITAL MELBOURNE	1	107	4	4%	112
RIVERSIDE RECOVERY OF TAMPA		111	1	1%	112
GULFCOAST PEDIATRICS		104	8	7%	112
Sandy Ridge Center for Rehabilitation and Healing		91	21	19%	112
JEFFERSON COUNTY HEALTH DEPARTMENT-MONTICELLO		81	31	28%	112

# COVID-19: testing by laboratory

Data through Feb 27, 2021 verified as of Feb 28, 2021 at 09:25 AM

Data in this report are provisional and subject to change.

The numbers in the table below represent the number of Florida and non-Florida residents for whom test results were received by the Department of Health. A person can be tested by more than one laboratory and can have both positive and negative results. **Therefore, the sum of the numbers in each column will be larger than the total number of people tested.**

Reporting lab	Inconclusive	Negative	Positive	Percent positive	Total
PHYSICIANS REGIONAL CLINIC		82	29	26%	111
MONTEFIORE MEDICAL CENTER LABORATORIES - MOSES		101	10	9%	111
ARBOR TERRACE ORTEGA LLC	2	107	2	2%	111
WESTWOOD NURSING & REHAB		77	34	31%	111
PINELLAS COUNTY JAIL			110	100%	110
LAKE HOUSE ASSISTED LIVING		93	17	15%	110
RITE MEDICAL CARE PC		109	1	1%	110
WILLIAM OWEN PASS PARK		103	7	6%	110
TRADITION MEDICAL CENTER LABORATORY		48	62	56%	110
MEASE COUNTRYSIDE HOSPITAL		1	109	99%	110
THE COURTYARD ASSISTED LIVING		106	4	4%	110
MD 365 MEDICAL CARE		108	1	1%	109
TGH URGENT CARE - TYRONE		2	107	98%	109
CCS - PAUL REIN DETENTION FACILITY		81	28	26%	109
SMILEY MEDICAL GROUP		80	29	27%	109
MG PORT CHARLOTTE II SUBTENANT LLC		98	11	10%	109
UNIVERSITY MEDICAL CENTER SUITES		96	13	12%	109
Summit Medical Group		99	9	8%	108
EVANS HEALTH CARE		106	2	2%	108
L&S SENIOR CARE DBA ARCADIA OAKS	4	103	1	1%	108
NAVY HOSPITAL			107	100%	107
CHURCH OF SCIENTOLOGY FLAG SERVICE ORGANIZATION		105	2	2%	107
GRAND OAKS HEALTH & REHABILITATION		106	1	1%	107
HIGHLANDS MEDICAL CENTER		104	3	3%	107
BAY VIEW HEALTHCARE		85	22	21%	107
BIODESIX, INC.		79	28	26%	107
PINELLAS CARE CENTER		78	29	27%	107
MAGNOLIA MEDICAL CLINIC		11	96	90%	107
PEDIATRIC ASSOCIATES AT ARGYLE PA		100	6	6%	106
NORTH FLORIDA EVALUATION AND TREATMENT CENTER	2	99	5	5%	106
SUNLIFE PHARMACY		100	6	6%	106
SOLARIS SENIOR LIVING OF MERRITT ISLAND		102	4	4%	106
MINUTECLINIC LLC #4987		92	14	13%	106
ELMCROFT OF BELLA VITA		98	8	8%	106
HEART OF FLORIDA REGIONAL MED CTR		35	71	67%	106
UNIVERSITY HEALTH SYSTEM INC		95	10	10%	105
MEDICAL CONSULTANTS OF FLORIDA DBA	1	90	14	13%	105
PICH KTM CORP DBA MEDTOWN PHARMACY		89	16	15%	105
VISTA MANOR		92	12	12%	104
FLAGLER COLLEGE HEALTH SERVICES		76	28	27%	104
PEDIATRIC CARE CENTER- JACKSONVILLE BEACH		75	29	28%	104
EAST RIDGE RETIREMENT VILLAGE INC		104			104
ROHR HOME		101	3	3%	104
GRANDE, THE	2	98	4	4%	104
KINDRED HOSPITAL SOUTH FLORIDA		102	2	2%	104
WELLOW URGENT CARE PC		103			103

# COVID-19: testing by laboratory

Data through Feb 27, 2021 verified as of Feb 28, 2021 at 09:25 AM

Data in this report are provisional and subject to change.

The numbers in the table below represent the number of Florida and non-Florida residents for whom test results were received by the Department of Health. A person can be tested by more than one laboratory and can have both positive and negative results. **Therefore, the sum of the numbers in each column will be larger than the total number of people tested.**

Reporting lab	Inconclusive	Negative	Positive	Percent positive	Total
SOUTH BALDWIN MEDICAL CENTER GULF SHORES		82	21	20%	103
HOSPICE OF THE TREASURE COAST		100	3	3%	103
DIATHERIX LABORATORIES		60	43	42%	103
PREDICTIVE LABORATORIES, INC	1	90	12	12%	103
North Lake Care Center		102	1	1%	103
FIRSTCARE CLINIC		47	55	54%	102
ALL MY KIDS PEDIATRICS INC		75	27	26%	102
FHMG LAKE MARY PEDS		88	14	14%	102
MY CLINICAL LAB INC		17	85	83%	102
KINDRED HOSPITAL - SOUTH FLORIDA		99	3	3%	102
AMERICAN HOUSE COCONUT POINT		89	13	13%	102
LATE HOURS URGENT CARE		58	44	43%	102
SEMINOLE TRIBE OF FLORIDA		81	20	20%	101
ALTERNATIVE LIVING, INC DBA TWIN CITIES PAVILION		98	3	3%	101
APLS SERVICES LLC D/B/A CLEAR DIAGNOSTICS	10	91			101
BROOKDALE VERO BEACH SOUTH AL		101			101
FAMILY MEDICAL CARE OF PALM BEACH		41	60	59%	101
ST PETERSBURG PEDIATRICS-MLK JUNIOR BLVD		93	8	8%	101
HOSPICE OF THE EMERALD COAST INC - PANAMA CITY	2	92	7	7%	101
WHITE PLAINS HOSPITAL CENTER LAB		96	4	4%	100
DOUGLAS T JACOBSON STATE VETERANS HOME		100			100
Centre Pointe Health and Rehabilitation Center		89	11	11%	100
Consulate Health Care of Port Charlotte		98	2	2%	100
CCS - BROWARD COUNTY JAIL		94	6	6%	100
SENIOR LIVING VII TAMPA LLC	1	90	9	9%	100
SEMINOLE SPORTS AND FAMILY MEDICINE		88	11	11%	99
PRIME HEALTH OF NORTH PORT LLC		88	11	11%	99
FLORIDA MEDICAL CLINIC LLC		56	43	43%	99
VIERA HOSPITAL			99	100%	99
GLOBAL CENTRAL LABS AT PPD	2	88	9	9%	99
CENTRAL FLORIDA HEALTH CARE		47	52	53%	99
EMERALD COAST CENTER		96	3	3%	99
VILLAS OF HOLLY BROOK - BRADENTON 14TH		99			99
A2Z DIAGNOSTICS		98	1	1%	99
SUMMIT MEDICAL GROUP PA		88	10	10%	98
SANIBEL INTERNAL MEDICINE, LLC		95	3	3%	98
Cross Landings Health and Rehabilitation		97	1	1%	98
FLORIDA COMMUNITY HEALTH CENTERS INC			98	100%	98
ISLAND DOCTORS		12	86	88%	98
SEMINOLE COUNTY HEALTH DEPARTMENT		79	19	19%	98
LANDMARK, THE		48	50	51%	98
PLAZA OF HALLANDALE BEACH		98			98
URINEGOODHANDS LLC		96	2	2%	98
ST MARK ASSISTED LIVING CENTER	1	85	12	12%	98
WESTCHESTER MEDICAL CENTER		95	3	3%	98
CHARLES CROFT MD	1	96	1	1%	98

# COVID-19: testing by laboratory

Data through Feb 27, 2021 verified as of Feb 28, 2021 at 09:25 AM

Data in this report are provisional and subject to change.

The numbers in the table below represent the number of Florida and non-Florida residents for whom test results were received by the Department of Health. A person can be tested by more than one laboratory and can have both positive and negative results. **Therefore, the sum of the numbers in each column will be larger than the total number of people tested.**

Reporting lab	Inconclusive	Negative	Positive	Percent positive	Total
MACADAMS HOME HEALTH AGENCY		96	1	1%	97
HEALTH CENTERS AT BRENTWOOD		96	1	1%	97
ARBOR TRAIL		77	20	21%	97
DAYTONA BEACH HEALTH AND REHAB CENTER		97			97
RIDGEWOOD DIAGNOSTIC LABORATORY		92	5	5%	97
J FRANK AVEY MD		77	20	21%	97
BERNHARDT LABORATORIES	1	51	45	46%	97
WILTON MANORS HEALTH & REHABILITATION CENTER		88	9	9%	97
CAREMOUNT MEDICAL - PATHOLOGY		92	4	4%	96
PEDIATRIC ASSOCIATES ORLANDO		82	14	15%	96
MARKET STREET VIERA		95	1	1%	96
HEARTLAND PHARMACY LAKE PLACID, INC		71	25	26%	96
PruittHealth Fleming Island		84	12	13%	96
BAYSHORE MEMORY CARE		96			96
CROSS CITY REHABILITATION AND HEALTH CARE CENTER		72	23	24%	95
SUPERIOR RESIDENCES OF LECANTO		80	15	16%	95
ORLANDO LUTHERAN TOWERS ASSISTED LIVING		95			95
DEVANSH LAB WERKS INC		79	16	17%	95
SIGNATURE HEALTHCARE OF PORT CHARLOTTE		88	7	7%	95
PANCARE HEALTH GULF COUNTY		69	26	27%	95
THE TERRACE OF KISSIMMEE		80	15	16%	95
325TH MEDICAL GROUP		83	12	13%	95
HAZELDEN FLORIDA	1	91	3	3%	95
MIAMI BEACH COMMUNITY HEALTH CENTER		1	93	99%	94
OPPENHEIMER PLASTIC SURGERY LLC		89	5	5%	94
QPS, LLC		91	3	3%	94
CONSULATE HEALTH CARE OF SARASOTA	1	93			94
DIAGNOSTIC SOLUTIONS		3	91	97%	94
KINDRED HOSPITAL NORTH FLORIDA	3	86	5	5%	94
SUNSHINE GARDENS		93	1	1%	94
Golfview Healthcare Center		90	3	3%	93
EC OPCO CARROLLWOOD LLC		87	6	6%	93
EMERALD COAST PEDIATRICS & ADOL		82	11	12%	93
Peninsula Care and Rehab		81	12	13%	93
PENNSYLVANIA DEPT OF HEALTH		21	72	77%	93
KALEIDA HEALTH CENTER FOR LABORATORY		87	6	6%	93
SEVEN HILLS HEALTH AND REHABILITATION CENTER		77	16	17%	93
ADVENTHEALTH MEDICAL GROUP PRIMARY CARE		89	4	4%	93
HURLBURT FIELD CLINIC		39	54	58%	93
KORGENE LAB	1	23	68	74%	92
LECONTE MEDICAL CENTER LAB		73	19	21%	92
ARBOR TERRACE SAN JOSE LLC	3	87	2	2%	92
HARBORCHASE OF NAPLES		79	13	14%	92
LAKELAND REGIONAL HEALTH LAKE MIRIAM		50	42	46%	92
FLORIDA STATE HOSPITAL CLINICAL LABORATORY		92			92
MINNESOTA TWINS		87	5	5%	92

# COVID-19: testing by laboratory

Data through Feb 27, 2021 verified as of Feb 28, 2021 at 09:25 AM

Data in this report are provisional and subject to change.

The numbers in the table below represent the number of Florida and non-Florida residents for whom test results were received by the Department of Health. A person can be tested by more than one laboratory and can have both positive and negative results. **Therefore, the sum of the numbers in each column will be larger than the total number of people tested.**

Reporting lab	Inconclusive	Negative	Positive	Percent positive	Total
ATMORE COMMUNITY HOSPITAL LABORATORY		68	24	26%	92
ADVENT HEALTH CENTRA CARE - WATERMAN		79	13	14%	92
HERON CLUB AT PRESTANCIA		89	2	2%	91
BAHIA OAKS LODGE		85	6	7%	91
ST PETERSBURG PEDIATRICS-SEMINOLE		78	13	14%	91
TUSCAN ISLE OPERATING COMPANY LLC DBA		88	3	3%	91
ESCAMBIA COUNTY JAIL	1	64	26	29%	91
KEYS MEDICAL GROUP			90	100%	90
JOHN KNOX VILLAGE OF FLORIDA ALF	1	85	4	4%	90
CVS		21	69	77%	90
ADVENT HEALTH CENTRA CARE - EAST ORLANDO		61	29	32%	90
PALMS EDGE	1	83	6	7%	90
MAGNOLIA DIAGNOSTIC		2	88	98%	90
CENTURY CENTER FOR REHABILITATION & HEALING		72	18	20%	90
ESCAMBIA COUNTY JAIL DETENTION DIVISION		86	3	3%	89
NORTH SHORE MEDICAL LABS	1	81	7	8%	89
SURFSIDE URGENT CARE		72	17	19%	89
MINUTECLINIC DIAGNOSTIC OF SOUTH CAROLINA, LLC		73	16	18%	89
ST JOSEPH'S HOSPITAL LABORATORY			89	100%	89
HEARTLAND HEALTHCARE AND REHAB CENTER		67	22	25%	89
NORTH FLORIDA SPINE AND WELLNESS		69	20	22%	89
F&T MEDICAL RESEARCH, INC		89			89
VITAS HEALTHCARE		79	10	11%	89
LABCORP RTP		34	55	62%	89
BAYCARE HEALTH SYSTEMS		2	87	98%	89
MINUTECLINIC DIAGNOSTIC		83	6	7%	89
PREMIER MEDICAL CENTER LLC		89			89
FREEDOM INN AT TARPON SPRINGS		82	7	8%	89
STUART LODGE LIVING LLC		66	23	26%	89
NSPIRE HEALTHCARE TAMARAC		80	8	9%	88
HAWTHORN HOUSE		74	14	16%	88
PEDIATRICS IN BREVARD PA- ROCKLEDGE		54	34	39%	88
AVERO DIAGNOSTICS		64	24	27%	88
GOVERNOR'S CREEK HEALTH & REHABILITATION		87	1	1%	88
East Bay Rehabilitation Center		54	34	39%	88
MICRO PATH LABORATORIES INC		85	3	3%	88
DELAND WELLNESS CENTER			88	100%	88
HOSPICE OF MARTIN & ST LUCIE, INC		85	3	3%	88
LAKE GIBSON VILLAGE, LLC		85	3	3%	88
ATRIUM AT LIBERTY PARK		84	4	5%	88
BRANDON HEALTH AND REHABILITATION CENTER	1	85	1	1%	87
PACIFIC ANALYTICS			87	100%	87
PENSACOLA DEVELOPMENTAL CENTER		67	19	22%	86
DISCOVERY VILLAGE AT THE FORUM		86			86
CALADIUM PEDIATRICS		78	8	9%	86
ADVANCED EMURGENT CARE		27	59	69%	86

# COVID-19: testing by laboratory

Data through Feb 27, 2021 verified as of Feb 28, 2021 at 09:25 AM

Data in this report are provisional and subject to change.

The numbers in the table below represent the number of Florida and non-Florida residents for whom test results were received by the Department of Health. A person can be tested by more than one laboratory and can have both positive and negative results. **Therefore, the sum of the numbers in each column will be larger than the total number of people tested.**

Reporting lab	Inconclusive	Negative	Positive	Percent positive	Total
ARDEN COURTS OF LELY PALMS□		84	2	2%	86
SOUTH GEORGIA MEDICAL CENTER		48	38	44%	86
AVANTE AT OCALA INC		55	30	35%	85
WALGREENS #12673		82	3	4%	85
W. FRANK WELLS NURSING HOME		84	1	1%	85
EPWORTH VILLAGE RETIREMENT COMMUNITY		85			85
BAPTIST MEDICAL CENTER SOUTH		69	16	19%	85
ERIE COUNTY MEDICAL CTR CLINICAL LABS		81	4	5%	85
MIAMI SHORES NURSING & REHAB		85			85
PINES OF SARASOTA GARDEN		84			84
Winter Garden Rehab and Nursing Facility		73	11	13%	84
DEBARY HEALTH AND REHABILITATION CENTER		81	3	4%	84
ARBOR OAKS AT TYRONE	8	73	3	4%	84
Baldwin Pediatrics		73	11	13%	84
NITE LITE PEDIATRICS - JACKSONVILLE		76	8	10%	84
CLYDE E LASSEN STATE VETERANS NURSING HOME		59	25	30%	84
BONITA PHARMACY		78	6	7%	84
BAY REGIONAL URGENT CARE	1	48	35	42%	84
STONY BROOK UNIVERSITY MEDICAL CENTER		70	14	17%	84
GRAND OAKS OF JENSEN BEACH LLC□		82	1	1%	83
LABCORP EMPLOYER SERVICES		82	1	1%	83
CANOPY ON BERRYHILL, THE		51	32	39%	83
LABFIRST - DEPARTMENT OF PATHOLOGY		79	4	5%	83
LAFAYETTE NURSING AND REHABILITATION CENTER		81	2	2%	83
LEE MEMORIAL HEALTH SYSTEM HEALTH FAIR		78	5	6%	83
PORT CHARLOTTE REHABILITATION CENTER		70	13	16%	83
LAB		29	53	65%	82
A COUNTRY PLACE ASSISTED LIVING FACILITY		80	2	2%	82
THE PAVILION FOR HEALTH CARE		72	10	12%	82
BRILLIANCE ASSISTED LIVING		65	17	21%	82
Lexington Health and Rehabilitation Center		82			82
WINDSOR OAKS		81	1	1%	82
EAST ALABAMA MEDICAL CENTER LABORATORY		70	12	15%	82
MEMORY CARE OF NAPLES		81			81
CARE RESOURCE COMMUNITY HEALTH CENTERS INC		79	2	2%	81
UNIVERSTIY CENTER MEDICAL LLC DBA	1	76	4	5%	81
MOOSEHAVEN LIFE CARE CENTER		81			81
BIO-TECH CLINICAL LABORATORIES		41	40	49%	81
GIBBENS FAMILY MEDICAL, LLC		63	18	22%	81
CARE CENTERS OF NASSAU, LLC - HENDRICKS RD		81			81
HUNTSVILLE HOSPITAL LABORATORY		56	25	31%	81
PENSACOLA PEDIATRICS - PACE		73	8	10%	81
AUGUSTUS LABS LLC		63	18	22%	81
CATHOLIC HEALTH SYSTEM DEPT LABORATORY		78	2	3%	80
MENORAH HOUSE		79	1	1%	80
LONG TERM CARE OF JAY, LLC		59	21	26%	80



# COVID-19: testing by laboratory

Data through Feb 27, 2021 verified as of Feb 28, 2021 at 09:25 AM

Data in this report are provisional and subject to change.

The numbers in the table below represent the number of Florida and non-Florida residents for whom test results were received by the Department of Health. A person can be tested by more than one laboratory and can have both positive and negative results. **Therefore, the sum of the numbers in each column will be larger than the total number of people tested.**

Reporting lab	Inconclusive	Negative	Positive	Percent positive	Total
EXPERTUS LABORATORIES INC		28	52	65%	80
CAN COMMUNITY HEALTH		79	1	1%	80
NEW SMYRNA BEACH URGENT CARE			80	100%	80
TURNING POINT OF TAMPA		74	6	8%	80
ASHRAF MEDICAL GROUP PLLC DBA PULSE MD		77	3	4%	80
ACE BIOMEDICAL LABS LLC		66	13	16%	79
CBS LABS OF TAMPA LLC		3	76	96%	79
SONATA WEST		77	2	3%	79
CORNERSTONE MEDICAL CARE OF BRANDON PL		66	13	16%	79
PLYMOUTH HOME FOR ADULTS, INC.	8	70	1	1%	79
BALMORAL TENANT SERVICES INC	1	43	35	44%	79
EDGEWATER AT WATERMAN VILLAGE		78	1	1%	79
VETERANS AFFAIRS MEDICAL CENTER - PALO ALTO		28	51	65%	79
LAKE MORTON PLAZA		75	3	4%	78
Madison Health and Rehabilitation Center		42	36	46%	78
FLORIDA DEPARTMENT OF HEALTH IN WALTON COUNTY		65	13	17%	78
CHAMBREL AT ISLAND LAKE		75	3	4%	78
LENOX HILL HOSPITAL		72	6	8%	78
BHA CENTRAL COUNTY CLINIC		55	23	29%	78
MD 365 MEDICAL CARE PLLC		78			78
TRUE NORTH HEALTH NAVIGATION LLC DBA DISPATCHHEALTH	1	60	16	21%	77
PARK OF THE PALMS INC		77			77
HEALTH FIRST - PALM BAY HOSPITAL		2	75	97%	77
BEACHES PEDIATRICS PA		72	5	6%	77
ORANGE CITY NURSING AND REHAB		75	2	3%	77
NORTH PORT REHABILITATION AND NURSING CENTER		75	1	1%	76
CENTRAL BALDWIN IMMEDIATE CARE & FAMILY PRACTICE		58	18	24%	76
BAY PINES MEDICAL ASSOCIATES		1	75	99%	76
WINDSOR REFLECTIONS		75	1	1%	76
ORANGE PARK PEDIATRICS		68	8	11%	76
MOBILE PHYSICIAN SERVICES INC		68	8	11%	76
WEST VOLUSIA FAMILY AND SPORTS MEDICINE		75	1	1%	76
CLINICAL PATHOLOGY ASSOCIATES-SONIC REFERENCE LAB		76			76
ROSECASTLE AT DELANEY CREEK		75	1	1%	76
EMERALD COAST BEHAVIORAL HOSPITAL		70	6	8%	76
S-H THIRTY-FIVE OPCO- PORT ST LUCIE, LLC	1	75			76
DYNAMIC MEDICAL USA			76	100%	76
WALGREENS 9627		70	6	8%	76
PROMEDICA LABORATORIES		21	54	72%	75
ADVENTHEALTH EXPRESSCARE		45	30	40%	75
ST VINCENT'S BIRMINGHAM		69	6	8%	75
BOND CLINIC PA		43	32	43%	75
FLORIDA PEDIATRIC GROUP		27	48	64%	75
MINUTECLINIC DIAGNOSTIC OF NORTH CARO		67	8	11%	75
AU HEALTH		61	14	19%	75
BLISS HEALTHCARE SERVICES	1	51	22	30%	74

# COVID-19: testing by laboratory

Data through Feb 27, 2021 verified as of Feb 28, 2021 at 09:25 AM

Data in this report are provisional and subject to change.

The numbers in the table below represent the number of Florida and non-Florida residents for whom test results were received by the Department of Health. A person can be tested by more than one laboratory and can have both positive and negative results. **Therefore, the sum of the numbers in each column will be larger than the total number of people tested.**

Reporting lab	Inconclusive	Negative	Positive	Percent positive	Total
QUALITY URGENT CARE AND WELLNESS		40	34	46%	74
HUNTINGTON HOSPITAL LABORATORY		71	3	4%	74
TOTAL CARE PLUS LLC			74	100%	74
MINUTECLINIC DIAGNOSTIC OF SOUTH CARO		62	12	16%	74
LAKE HOWELL FAMILY MEDICINE ASSOCIATES		63	11	15%	74
LAB PLUS, LLC AT SAINT THOMAS WEST HOSPITAL		60	14	19%	74
BROOKDALE OVIEDO		72	2	3%	74
BARBARA O'REILLY MD PA		71	3	4%	74
NOAH CLINICAL LABORATORY		63	11	15%	74
BROWARD HEALTH MEDICAL CENTER		3	71	96%	74
FLORIDA ATLANTIC UNIVERSITY		71	3	4%	74
SIMED LABORATORY		57	16	22%	73
CONSULATE HEALTH CARE - LAKE MARY		72	1	1%	73
WATERCREST ST LUCIE WEST	1	69	3	4%	73
SCOTT LAKE HEALTH AND REHABILITATION CENTER		71	2	3%	73
BROWARD HEALTH MEDICAL CENTER CLINICAL LAB			73	100%	73
MINUTECLINIC DIAGNOSTIC OF TEXAS, LLC		64	9	12%	73
ALTAMONTE PEDIATRIC ASSOCIATES		31	41	57%	72
FHMG- FLORIDA HOSPITAL MEDICAL GROUP		62	10	14%	72
MINUTECLINIC DIAGNOSTIC OF OHIO LLC		56	16	22%	72
CRAIG BERGER MD PL D/B/A BAY AREA EYE INSTITUTE		72			72
HAVEN OF OUR LADY OF PEACE		72			72
PANIRA HEALTHCARE CLINIC		2	69	97%	71
KINDRED AT HOME		62	9	13%	71
NORTH FLORIDA PEDIATRICS		57	14	20%	71
ADVANCED LAB		67	4	6%	71
HARBOR BEACH NURSING AND REHABILITATION CENTER		68	3	4%	71
FIRST CHOICE PEDIATRICS INC		65	6	8%	71
HOLMES COUNTY HEALTH DEPARTMENT	1	57	13	18%	71
AMMON LABS		61	10	14%	71
CRESTVIEW URGENT CARE		5	66	93%	71
STERLING HOUSE OF TALLAHASSEE	3	62	6	8%	71
PUBLIC SQUARE PHARMACY LLC		54	17	24%	71
WALGREENS 2941		68	3	4%	71
LANDMARK HOSPITAL SOUTHWEST FLORIDA LLC		67	3	4%	70
OAK MANOR NURSING HOME		66	4	6%	70
RARITAN BAY PERTH AMBOY		63	7	10%	70
JERICO URGENT CARE		67	3	4%	70
LAKE WALES OPERATING GROUP LLC		65	5	7%	70
Highlands Regional Hospital		63	7	10%	70
ADVENT HEALTH - LAKE MARY		60	10	14%	70
SUNCOAST COMMUNITY HEALTH CENTERS PEDIATRICS		21	49	70%	70
CATHOLIC HEALTH SERVICES REGIONAL LAB		63	7	10%	70
AHEC CLINIC		7	63	90%	70
SUMMIT AT VENICE	2	63	5	7%	70
SAN JOSE SENIOR CARE LLC	1	43	25	36%	69

# COVID-19: testing by laboratory

Data through Feb 27, 2021 verified as of Feb 28, 2021 at 09:25 AM

Data in this report are provisional and subject to change.

The numbers in the table below represent the number of Florida and non-Florida residents for whom test results were received by the Department of Health. A person can be tested by more than one laboratory and can have both positive and negative results. **Therefore, the sum of the numbers in each column will be larger than the total number of people tested.**

Reporting lab	Inconclusive	Negative	Positive	Percent positive	Total
PARKSIDE INN	3	64	2	3%	69
HERITAGE HEALTHCARE AND REHABILITATION CENTER		69			69
PLANTATION GENERAL HOSPITAL CLINICAL LAB		26	43	62%	69
MEMORIAL MANOR		69			69
CP/AIG PENSACOLA DEVELOPMENT LLC		66	3	4%	69
USF HEALTH MORSANI CENTER		5	64	93%	69
GV NAPLES OPCO, LLC		67	1	1%	68
SUNCOAST OPTIMAL WELLNESS		23	45	66%	68
ASSOCIATED CLINICAL LABORATORIES		60	8	12%	68
THE VILLAGES REGIONAL HOSPITAL FREESTANDING		60	8	12%	68
KEYSTYLE LIVING LLC	1	66	1	1%	68
BARRY UNIVERSITY STUDENT HEALTH SERVICES		37	31	46%	68
AEL- MEMPHIS		17	51	75%	68
BROOKDALE BONITA SPRINGS		67	1	1%	68
STONY BROOK SOUTHAMPTON		67	1	1%	68
EISENHOWER ARMY MEDICAL CENTER		61	7	10%	68
Avante at St Cloud, Inc.		66	2	3%	68
MD LABS		40	27	40%	67
COOPER FAMILY MEDICAL PLLC		50	17	25%	67
MEASE MANOR INC		63	4	6%	67
BIG BOCA SMILES LLC		65	2	3%	67
PANCARE HEALTH - MALONE CLINIC		60	7	10%	67
GENPATH			67	100%	67
G & R HEALTH MART PHARMACY		55	12	18%	67
JENNIFER J CHIAVETTA-GRLSANTI DC		54	13	19%	67
EXPRESS DOCS LLC			66	100%	66
CL BRUMBACK PRIMARY CARE CLINICS		16	50	76%	66
AMERICAN FAMILY MEDICAL		53	13	20%	66
TITUSVILLE FAMILY PRACTICE		16	50	76%	66
INDIGO MANOR		22	44	67%	66
PUTNAM COUNTY SHERIFFS OFFICE		60	6	9%	66
MED EXPRESS		6	60	91%	66
MEDEX MEDICAL EXPRESS OF PALATKA			66	100%	66
TREASURE COAST FORENSIC TREATMENT CTR		44	21	32%	65
SUMMER VISTA ASSISTED LIVING		38	27	42%	65
ISLAND COAST PEDIATRICS		58	7	11%	65
OKEECHOBEE URGENT CARE		17	48	74%	65
SOMERBY OF SANTA ROSA BEACH		56	9	14%	65
JACOBI MEDICAL CENTER		61	4	6%	65
PENSACOLA PEDIATRICS MILTON		56	9	14%	65
BOND CLINIC DR ELDEEB		35	30	46%	65
BISHOP GRADY VILLAS		63	2	3%	65
BROOKDALE CENTRE POINTE	1	64			65
VETERANS AFFAIRS MEDICAL CENTER - GULF COAST		27	38	58%	65
NORTH SHORE UNIVERSITY HOSPITAL LABORATORY		58	6	9%	64
CORAL GABLES HOSPITAL			64	100%	64

# COVID-19: testing by laboratory

Data through Feb 27, 2021 verified as of Feb 28, 2021 at 09:25 AM

Data in this report are provisional and subject to change.

The numbers in the table below represent the number of Florida and non-Florida residents for whom test results were received by the Department of Health. A person can be tested by more than one laboratory and can have both positive and negative results. **Therefore, the sum of the numbers in each column will be larger than the total number of people tested.**

Reporting lab	Inconclusive	Negative	Positive	Percent positive	Total
EC OPCO PENSACOLA, LLC		63	1	2%	64
MINUTECLINIC DIAGNOSTIC OF NORTH CAROL		55	9	14%	64
NXGEN MDX		20	44	69%	64
TRINITY AL SENIOR HOUSING LLC□		45	19	30%	64
Stratford Court of Palm Harbor		54	10	16%	64
NEMOURS CHILDRENS PRIMARY CARE OVIEDO		51	13	20%	64
JOSEPH L MORSE GERIATRIC CENTER	2	59	3	5%	64
MEDRITE URGENT CARE		52	12	19%	64
ADVENT HEALTH CENTRA CARE - WINTER GARDEN		18	46	72%	64
MID FLORIDA PRIMARY CARE PA		51	13	20%	64
WADSWORTH HEALTH CENTER		61	3	5%	64
GREENLEAF ALF		63	1	2%	64
PRIMECARE AT TWIN LAKES		1	63	98%	64
LAKE CITY VA MEDICAL CENTER			64	100%	64
OUT OF STATE		40	24	38%	64
BOND AND STEELE CLINIC, PA		50	13	21%	63
APC PEDIATRICS AT RYE ROAD MEDICAL PARK		63			63
BEEHIVE HOMES OF GULF BREEZE		47	16	25%	63
RAPID RELIABLE TESTING NY LLC		58	5	8%	63
MED ONE AT SAINT AUGUSTINE		33	30	48%	63
VIERA HEALTH AND REHABILITATION CENTER		62	1	2%	63
LUTHERAN HAVEN ASSISTED LIVING		63			63
NOMI HEALTH LAB SERVICES LLC		5	58	92%	63
ARDEN COURTS OF PALM HARBOR		47	16	25%	63
MISIR DRUGS LLC		51	12	19%	63
MEDI CLINIC SARASOTA INC		62	1	2%	63
AEGIS MEDICAL GROUP		47	15	24%	62
MENTAL HEALTH CARE INC		53	9	15%	62
COLLIER PHARMACY		53	9	15%	62
SOUTH LAKE PEDIATRICS		60	2	3%	62
WEST		48	14	23%	62
LAKELAND REGIONAL HEALTH		38	24	39%	62
Summit Medical Group, Pa Dba Citymd		56	6	10%	62
OVERLOOK HOSPITAL LABORATORY		57	5	8%	62
BURRY'S PHARMACY INC		37	25	40%	62
ARDEN COURTS OF SARASOTA		46	16	26%	62
SAMFORD UNIVERSITY HEALTH SERVICES		61	1	2%	62
PEDIATRIC SERVICES OF AMERICA INC		59	2	3%	61
JACKSONVILLE VA UNIVERSITY OPC	4	54	3	5%	61
LEVY COUNTY DEPARTMENT OF HEALTH		44	17	28%	61
MICHAEL AKPEKE MD		52	9	15%	61
BROOKDALE PALM COAST		61			61
AFTER HOURS PEDIATRICS			61	100%	61
Winter Park Care and Rehab		60	1	2%	61
PALM BAY HOSPITAL			61	100%	61
PANCARE HEALTH - FREEPORT CLINIC SUITE B		52	9	15%	61

# COVID-19: testing by laboratory

Data through Feb 27, 2021 verified as of Feb 28, 2021 at 09:25 AM

Data in this report are provisional and subject to change.

The numbers in the table below represent the number of Florida and non-Florida residents for whom test results were received by the Department of Health. A person can be tested by more than one laboratory and can have both positive and negative results. **Therefore, the sum of the numbers in each column will be larger than the total number of people tested.**

Reporting lab	Inconclusive	Negative	Positive	Percent positive	Total
MORTON PLANT HOSPITAL NURSING		1	60	98%	61
HERNANDO COUNTY FIRE RESCUE DISTRICT		27	34	56%	61
EMERALD COAST HOSPICE		60	1	2%	61
WASHINGTON REHABILITATION AND NURSING CENTER		51	10	16%	61
HARMONY CLINIC		1	60	98%	61
CINNAMON COVE ALF		59	1	2%	60
WILSON MEMORIAL REGIONAL MEDICAL CENTER		56	4	7%	60
THE PRESERVE AT CLEARWATER		58	2	3%	60
NORTH FLORIDA MEDICAL CENTER		56	4	7%	60
DELCARE PA		45	15	25%	60
PALM BAY URGENT CARE		28	32	53%	60
THOMAS INTERNAL MEDICINE		50	10	17%	60
TWIN CREEKS ASSISTED LIVING & MEMORY CARE		57	3	5%	60
SOS MOBILE MEDICAL CARE LLC		48	11	19%	59
UHEALTH AT FISHER ISLAND			59	100%	59
TBI RESIDENTIAL SERVICES, INC.		48	11	19%	59
FERN PARK DEVELOPMENTAL CENTER		5	54	92%	59
FLORIDA HEALTH CARE		8	51	86%	59
MILLENIUM PHYSICIANS GROUP		1	58	98%	59
ADVENT HEALTH - PALM COAST		1	58	98%	59
ABSOLUTE HEALTH INTERNAL MEDICINE AND PEDIATRICS		52	7	12%	59
INTERNAL LAB		50	9	15%	59
CARDIOLOGY AND MEDICINE ASSOCIATES		43	16	27%	59
RITECARE MED CTR H			59	100%	59
BIOTECH		52	7	12%	59
WAVE CREST HEALTH AND REHABILITATION CENTER		57	2	3%	59
SONATA BOCA RATON		54	4	7%	58
NORTH CENTRAL BRONX HOSPITAL		56	2	3%	58
KINDRED HOSPITAL CENTRAL TAMPA BLOOD GAS	1	52	5	9%	58
Margate Health and Rehabilitation Center		56	2	3%	58
THE CANOPY AT BERRYHILL		58			58
MICHIGAN DEPARTMENT OF HEALTH AND HUMAN SERVICES	1		57	98%	58
GATTOLINE ENTERPRISES, INC. DBA FAMILY CARE PHARMACY		49	9	16%	58
LPG CONVENIENT CARE AT PINE ISLAND ROAD		52	6	10%	58
HORIZON ALF		56	1	2%	57
Palms at Ponte Vedra Assisted Living and Memory Care		54	3	5%	57
MALCOM RANDALL DEPT OF VAMC			57	100%	57
TROY REGIONAL MEDICAL CENTER		46	11	19%	57
GRAND ST PAUL CVS		57			57
NORTHEAST FLORIDA STATE HOSP-NURSING		56	1	2%	57
FLORIDA MEDICAL CLINIC PA		46	11	19%	57
KAPG FLEMING ISLAND SENIOR HOUSING OPCO LLC	1	56			57
ALZHEIMERS CARE CENTER OF VIERA LTD		37	20	35%	57
LIFESTREAM BEHAVIORIAL CENTER		38	19	33%	57
INNOVATIVE GENOMICS, LLC		38	19	33%	57
ASCENSION SACRED HEART BAY LABORATORY		54	3	5%	57

# COVID-19: testing by laboratory

Data through Feb 27, 2021 verified as of Feb 28, 2021 at 09:25 AM

Data in this report are provisional and subject to change.

The numbers in the table below represent the number of Florida and non-Florida residents for whom test results were received by the Department of Health. A person can be tested by more than one laboratory and can have both positive and negative results. **Therefore, the sum of the numbers in each column will be larger than the total number of people tested.**

Reporting lab	Inconclusive	Negative	Positive	Percent positive	Total
INTERNAL MEDICINE ASSOCIATES PA		52	4	7%	56
TIFFANY HALL NURSING AND REHAB		44	12	21%	56
BAPTIST HEALTH SOUTH FLORIDA - WEST BOCA URGENT CARE		34	22	39%	56
VITAS HEALTHCARE CORP OF FLORIDA		55	1	2%	56
ST JOHNS COUNTY DETENTION CENTER		56			56
TUKA PEDIATRICS		7	49	88%	56
BioReference Laboratories, Inc		7	49	88%	56
LINCOLN MEDICAL AND MENTAL HEALTH CENTER		53	3	5%	56
BETHESDA HEALTH URGENT CARE		14	42	75%	56
ST FRANCIS HOSPITAL		48	8	14%	56
MAUREEN OROURKE-FUTEY			56	100%	56
STEINHATCHEE FAMILY MEDICAL CENTER	1	48	7	13%	56
DAVID POSNACK JEWISH DAY SCHOOL		56			56
ATRIA PARK OF LAKE FOREST (WG HERITAGE LF LLC)		54	2	4%	56
EAGLES WATCH CLUSTER		47	9	16%	56
PHYSICIANS PRIMARY CARE OF SOUTHWEST FLORIDA		39	17	30%	56
COOPER FAMILY MEDICAL, PLLC		45	10	18%	55
CDR MAGUIRE INC	1	7	47	85%	55
KEY WEST MEDICAL CENTER	1	50	4	7%	55
SONATA HUNTERS CREEK		47	8	15%	55
PANCARE HEALTH - JACKSON COUNTY		44	11	20%	55
life Care Center of Melbourne		38	17	31%	55
KENDALL REGIONAL MEDICAL CENTER LAB	3		52	95%	55
MEDLOGIC LABORATORIES		3	52	95%	55
GENESIS DERMATOLOGY		51	4	7%	55
EAST HILL PHARMACY		38	17	31%	55
SUWANNEE COUNTY SHERIFF OFFICE		52	3	5%	55
PREMIER MEDICAL ASSOCIATES ALL FLORIDA LLC		54	1	2%	55
Gabisa Medical LLC		55			55
CARE CENTERS OF NASSAU LLC MINER ROAD SOUTH		55			55
CLERMONT HEALTH AND REHAB		40	14	26%	54
TOWERS HOME CARE		50	4	7%	54
MARQUIS LABS, LLC		53	1	2%	54
FAMILY EXTENDED CARE OF PUNTA GORDA		54			54
NITE LITE PEDIATRICS - PORT ST. LUCIE		45	9	17%	54
CERTUS MTD OPCP LLC		52	2	4%	54
TROPICANA MANUFACTURING COMPANY INC		50	4	7%	54
SARASOTA CO. HEALTH DEPT # 58		40	14	26%	54
GRAND VILLA OF DELAND		50	4	7%	54
JUNIPER VILLAGE AT NAPLES		53	1	2%	54
SARATOGA HOSPITAL LABORATORY		49	5	9%	54
PALM BAY PEDIATRICS		36	18	33%	54
ALLIANCE PEDIATRICS		24	30	56%	54
CHILDREN'S HOSPITAL OF ALABAMA		53	1	2%	54
ST. CLOUD MEDICAL GROUP		54			54
UNITED LABORATORY SERVICES CORPORATION		38	16	30%	54

# COVID-19: testing by laboratory

Data through Feb 27, 2021 verified as of Feb 28, 2021 at 09:25 AM

Data in this report are provisional and subject to change.

The numbers in the table below represent the number of Florida and non-Florida residents for whom test results were received by the Department of Health. A person can be tested by more than one laboratory and can have both positive and negative results. **Therefore, the sum of the numbers in each column will be larger than the total number of people tested.**

Reporting lab	Inconclusive	Negative	Positive	Percent positive	Total
Salerno Bay Health & Rehabilitation Center		44	9	17%	53
SOMERSET			53	100%	53
QUOTIENT SCIENCES LABS LLC			53	100%	53
Osprey Point Nursing Center		51	2	4%	53
APOLLOMDX LABS		31	22	42%	53
SNH BRFL TENANT LLC	2	50			52
INTERNAL MEDICINE SPECIALIST		46	6	12%	52
ADVENT HEALTH - MOUNT DORA		9	43	83%	52
ALEXANDER NININGER STATE VETERANS		52			52
VPA PC LAB		48	4	8%	52
PROMEDICA SENIOR LIVING		51	1	2%	52
ADVENT HEALTH		49	3	6%	52
ROCKLEDGE REGIONAL MEDICAL CENTER		30	21	41%	51
AVANTE ST CLOUD		48	3	6%	51
VALENCIA HOUSE ALF		50	1	2%	51
PALM RIVER COMMUNITY HEALTH CENTER		46	5	10%	51
FINLAY CLINICAL LABORATORY		20	31	61%	51
GULFVIEW MEDICAL INSTITUTE		51			51
GATEWAY CARE CENTER		50	1	2%	51
LPG PEDIATRICS AT PAGE FIELD		50	1	2%	51
Jupiter Medical Center Pavilion		50	1	2%	51
THE GOOD SHEPARDS OF DELAND-WEST		50	1	2%	51
UNIVERSITY OF WEST FLORIDA, THE		50	1	2%	51
GOOD HEARTS COVID TESTING		8	43	84%	51
BIG BEND CARES, INC		43	8	16%	51
PENNSYLVANIA DEPARTMENT OF HEALTH BUREAU OF LABORATORIES			50	100%	50
SOUTHEAST ALABAMA MEDICAL CENTER			50	100%	50
GENTIVA HEALTH SERVICES CERTIFIED INC		47	3	6%	50
BUECHELE DENTAL PA DBA CLERMONT FAMILY DENTISTRY		41	9	18%	50
FLORIDA HEALTH CARE DELAND			50	100%	50
WALGREENS #10373		48	2	4%	50
TRADITIONAL HOME HEALTH OF PALM BEACH INC		49	1	2%	50
WEST ISLIP URGENT CARE		46	4	8%	50
INN AT ASTON GARDENS AT PELICAN POINTE,THE		46	4	8%	50
BETHUNE-COOKMAN UNIVERSITY		32	18	36%	50
81ST MEDICAL GROUP		28	22	44%	50
ROCHESTER GENERAL HOSPITAL LABORATORY		46	4	8%	50
ORCHID COVE AT DAYTONA		45	5	10%	50
GOLDEN POND COMMUNITIES		50			50
NICEVILLE URGENT CARE		8	42	84%	50
HEALTH FIRST - CAPE CANAVERAL HOSPITAL		1	48	98%	49
DOH		23	26	53%	49
INN AT THE FOUNTAINS, THE		34	15	31%	49
HCTB INC		47	2	4%	49
NORTHBROOK CENTER FOR□		47	2	4%	49
SOUTH CAROLINA DEPT OF HEALTH AND ENVIRONMENT CONTROL		10	39	80%	49

# COVID-19: testing by laboratory

Data through Feb 27, 2021 verified as of Feb 28, 2021 at 09:25 AM

Data in this report are provisional and subject to change.

The numbers in the table below represent the number of Florida and non-Florida residents for whom test results were received by the Department of Health. A person can be tested by more than one laboratory and can have both positive and negative results. **Therefore, the sum of the numbers in each column will be larger than the total number of people tested.**

Reporting lab	Inconclusive	Negative	Positive	Percent positive	Total
ALLEGRO		47	2	4%	49
USF		1	48	98%	49
SOFT CELL LABORATORIES		45	4	8%	49
S-H THIRTY FIVE OPCO - ORANGE CITY, LLC		39	10	20%	49
LITTLE NECK URGENT CARE		47	2	4%	49
SOLARIS SENIOR LIVING NORTH NAPLES		48	1	2%	49
DEVELOPMENTAL DISABILITIES DEFENDANT PROGRAM		47	2	4%	49
MEADOWCREST FAMILY PHYSICIANS PA	1	27	21	43%	49
RAINBOW PEDIATRICS PC LLC / BREAKFAST POINT		38	10	21%	48
HIALEAH HOSPITAL RESPIRATORY DEPT			48	100%	48
SEWANEE MOLECULAR DIAGNOSTICS LABORATO		48			48
PHILLIPPE RIDGE		36	12	25%	48
THE TERRACE OF JACKSONVILLE		3	45	94%	48
ST CLOUD PHYSICIAN MANAGEMENT LLC DBA ST CLOUD		28	20	42%	48
BAY CENTER HURRICANE SHELTER		48			48
BIGGERS FAMILY MEDICINE PA	1	42	5	10%	48
ARTHREX MEDICAL CENTER		28	20	42%	48
COURTYARD GARDENS OF JUPITER		48			48
PREMIER MEDICAL ASSOCIATES		46	2	4%	48
BARNETT PARK		2	46	96%	48
CAREMED INTERNAL MEDICINE		30	18	38%	48
GRAND OAKS OF PALM CITY LLC	1	41	6	13%	48
NAPLES PEDIATRICS INC		43	5	10%	48
CVS MINUTE CLINIC		1	46	98%	47
SAFARI PEDIATRICS PA		46	1	2%	47
CAPE REGIONAL MEDICAL CENTER		45	2	4%	47
PERSONAL PEDIATRICS		42	5	11%	47
BARNES HEALTHCARE OF FLORIDA LLC		44	3	6%	47
MINUTECLINIC DIAGNOSTIC OF NEW JERSEY		40	7	15%	47
INTERLAB		1	46	98%	47
FHMG_CTR FOR SENIOR HEALTH		42	5	11%	47
POPLAR HEALTHCARE PLLC	1	11	35	74%	47
NAVARRE GARDENS		41	6	13%	47
INSTITUTE OF PATHOLOGY KINGS COUNTY		46	1	2%	47
PRACTICE MANAGEMENT OF AMERICA, INC.		7	40	85%	47
ADVENT HEALTH MEDICAL GROUP OB GYN AT		40	6	13%	46
PREMIER PLACE HEALTHCARE AT THE GLENVIEW		46			46
PEDIATRIC SERVICES AND BREATHING CENTER PA		33	13	28%	46
KAPG ST AUGUSTINE SENIOR HOUSING OPCO LLC		37	9	20%	46
ADVENT HEALTH - LAKE WALES		34	12	26%	46
COLLIER BLVD HMA PHYSICIAN MANAGEMENT LLC		46			46
H LEE MOFFITT CANCER CENTER MICRO		46			46
EAST MANATEE FAMILY	1	1	44	96%	46
FAST PACE MEDICAL CLINIC, PLLC		40	6	13%	46
HARTFORD HEALTH SERVICES LLC		46			46
FAMILY EXTENDED CARE OF WINTER HAVEN		44	2	4%	46



# COVID-19: testing by laboratory

Data through Feb 27, 2021 verified as of Feb 28, 2021 at 09:25 AM

Data in this report are provisional and subject to change.

The numbers in the table below represent the number of Florida and non-Florida residents for whom test results were received by the Department of Health. A person can be tested by more than one laboratory and can have both positive and negative results. **Therefore, the sum of the numbers in each column will be larger than the total number of people tested.**

Reporting lab	Inconclusive	Negative	Positive	Percent positive	Total
ROSECASTLE OF JACKSONVILLE LLC		45	1	2%	46
HOME CARE PHARMACY		46			46
HILA BECKERMAN MD LLC	1	42	3	7%	46
ADVENT HEALTH EXPRESS CARE		4	42	91%	46
CAMPBELL URGENT CARE			46	100%	46
Conway Lakes Health and Rehabilitation Center		45			45
MOBILE DOC FL, LLC		29	16	36%	45
NEXT MOLECULAR ANALYTICS		14	31	69%	45
SOUTHPORT SQUARE HARBOUR HEALTH		45			45
GARDENS HEALTH NH LLC		45			45
COLLIER URGENT CARE CENTERS		44	1	2%	45
WINTER GARDEN REHAB AND NURSING CENTER		41	4	9%	45
HERNANDO ENDOSCOPY AND SURGERY CENTER		34	11	24%	45
STUART URGENT CARE			45	100%	45
EMERGENCY PHYSICIANS MEDICAL CENTER LLC		28	17	38%	45
REDI-MED WALK-IN FAMILY CARE			45	100%	45
NORTH FLORIDA / SOUTH GEORGIA VETERANS HEALTH SYSTEM		1	44	98%	45
ERDOX		43	2	4%	45
NEOGENOMICS LABORATORIES INC		45			45
CSL PLASMA INC		7	38	84%	45
NEW YORK PRESBYTERIAN - QUEENS DIAGNOSTIC		42	3	7%	45
FLORIDA HOSPITAL		28	16	36%	44
CITYMD OF MANAHAWKIN		42	2	5%	44
S-H THIRTY FIVE OPCO - LUTZ, LLC		43	1	2%	44
MERCY MEDICAL URGENT CARE CENTER INC		12	32	73%	44
WG EVERGREEN WOODS SH LLC		44			44
Gulf Shore Care Center		39	5	11%	44
QHC UPSTATE MEDICAL PC		36	8	18%	44
FAMILY HEALTH CENTER		31	13	30%	44
PEDIATRICS OF CENTRAL FLORIDA – SAINT CLOUD	2	40	2	5%	44
SILVER LAKE PEDIATRICS PA		40	4	9%	44
GRAND AVENUE RX			44	100%	44
MARIANNA HEALTH AND REHABILITATION CENTER		43	1	2%	44
THE MERIDIAN AT BOCA RATON	1	43			44
WALGREENS #06012		39	5	11%	44
NIGHT LITE PEDIATRICS CENTER LLC		10	34	77%	44
ALLIANCE OF PHYSICIANS AGAINST COVID-19			44	100%	44
CALHOUN COUNTY HEALTH DEPT		20	24	55%	44
BRANCH MEDICAL CLINIC			43	100%	43
PRINCETON VILLAGE		39	4	9%	43
MORTON PLANT			43	100%	43
RADIOLOGY ASSOCIATES OF VENICE AND ENGLEWOOD		41	2	5%	43
WOLFF CTR FOR CHILD & ADOLESCENT HEALTH PLLC,THE		26	17	40%	43
SONORAN DESERT PATHOLOGY ASSOCIATES		2	41	95%	43
LAKE MARY KIDS CENTRA CARE		33	10	23%	43
BRP SH OPCO LLC		43			43

# COVID-19: testing by laboratory

Data through Feb 27, 2021 verified as of Feb 28, 2021 at 09:25 AM

Data in this report are provisional and subject to change.

The numbers in the table below represent the number of Florida and non-Florida residents for whom test results were received by the Department of Health. A person can be tested by more than one laboratory and can have both positive and negative results. **Therefore, the sum of the numbers in each column will be larger than the total number of people tested.**

Reporting lab	Inconclusive	Negative	Positive	Percent positive	Total
ERIC C MRSHAL, MD, PC #1842		40	3	7%	43
LARA HEALTH AND WELLNESS CENTER LLC		43			43
Citymd Of Toms River		37	6	14%	43
TGH URGENT CARE POWERED BY FAST TRACK			43	100%	43
Guardian Care Nursing and Rehabilitation Center		43			43
PATRICK AIR FORCE BASE		3	40	93%	43
TAMPA BAY CONCIERGE DOCTOR, LLC		41	2	5%	43
FELICIDAD MEDICAL CENTER			43	100%	43
AESTHETIC ENHANCEMENTS		43			43
SOUTHSIDE HOSPITAL NORTHWELL HEALTH LABORATORY		36	7	16%	43
MINUTECLINIC DIAGNOSTIC OF KANSAS, PA		36	7	16%	43
FIRST CHOICE URGENT CARE		12	30	71%	42
CLINICAL LABORATORY		42			42
LINCOLN DIAGNOSTIC LAB		40	2	5%	42
SAN CARLOS PHARMACY		38	4	10%	42
BENTLEY VILLAGE II		33	9	21%	42
MAIMONIDES-SHALOM ACADEMY, INC		41	1	2%	42
WALGREENS 3145		39	3	7%	42
ST VINCENTS PRIMARY CARE		37	5	12%	42
KIVA AT CANTERBURY		25	17	40%	42
Atlantic Shore Nursing and Rehab		42			42
ISLAND URGENT CARE PLLC		40	2	5%	42
ECOLAB GROUP		8	34	81%	42
HOLY NAME HOSPITAL LABORATORY		41	1	2%	42
SUNCOAST TECHNICAL COLLEGE SCHOOL OF HEALTH		42			42
TREASURE COAST PEDIATRICS PA		36	5	12%	41
University Hills health and Rehabilitation		31	10	24%	41
FLORIDA HOSPITAL NEW SMYRNA		4	37	90%	41
BENTON HOUSE OF ST. JOHNS		39	2	5%	41
REGENCY OAKS HEALTH CENTER		39	2	5%	41
MIRIMUS CLINICAL LABS	1	16	24	59%	41
BRONX LEBANON HOSPITAL-MEDICAL CENTER		37	4	10%	41
DOH-WEST PALM BEACH BRANCH LABORATORY		2	39	95%	41
UNIVERSITY OF ALABAMA		38	3	7%	41
PEDIATRICS OF CENTRAL FLORIDA KISSI		33	8	20%	41
INTERCOASTAL MEDICAL GROUP			41	100%	41
TERRACE AT HOBE SOUND, THE	1	37	3	7%	41
PATRICK MANOR INCORPORATED		40			40
BENTLEY CARE CENTER		40			40
ROYAL PALM SENIOR RESIDENCE		40			40
CENTRA CARE - LAKE NONA		4	36	90%	40
CAPITAL REGIONAL MEDICAL CENTER		2	38	95%	40
SPRING MANOR ASSISTED LIVING		40			40
PLAINVIEW URGENT CARE		38	2	5%	40
NORTH CAROLINA DEPARTMENT OF HEALTH & HUMAN SERVICES	1		39	98%	40
LONGLEAF DIAGNOSTIC LABORATORIES		11	29	73%	40

# COVID-19: testing by laboratory

Data through Feb 27, 2021 verified as of Feb 28, 2021 at 09:25 AM

Data in this report are provisional and subject to change.

The numbers in the table below represent the number of Florida and non-Florida residents for whom test results were received by the Department of Health. A person can be tested by more than one laboratory and can have both positive and negative results. **Therefore, the sum of the numbers in each column will be larger than the total number of people tested.**

Reporting lab	Inconclusive	Negative	Positive	Percent positive	Total
LOURDES HOSPITAL INC		38	2	5%	40
DEPT OF VA MED CENTE-WEST PALM BEACH			40	100%	40
PACIFICA SENIOR LIVING OCALA		35	5	13%	40
CLINICAL PATHOLOGY LABORATORIES, INC		40			40
PRIDE DIAGNOSTICS		24	16	40%	40
AR ANESTHESIA LLC		39	1	3%	40
URGENT CARE & WELLNESS CENTER		10	30	75%	40
AVALON PARK RETIREMENT RESIDENCE		39	1	3%	40
FREEDOM SQUARE NURSING CENTER□		32	8	20%	40
GRAMERCY PARK URGENT CARE		38	2	5%	40
MID-FLORIDA PATHOLOGY, LLC		32	8	20%	40
RENAISSANCE AT THE TERRACES		39	1	3%	40
GUYAN VALLEY WELLNESS CENTER		32	7	18%	39
STAT ONE URGENT CARE CENTER		2	37	95%	39
BAY COUNTY JAIL ANNEX		34	5	13%	39
CARE 4 U MANAGEMENT, INC			39	100%	39
MEDEX MEDICAL EXPRESS OF PALATKA LLC			39	100%	39
MIAMI CLINICAL RESEARCH CORP			39	100%	39
NORTHWELL HEALTH PLAINVIEW HOSPITAL LABORATORY		30	9	23%	39
UNION MEDICAL CARE PLLC		39			39
WG BAYPOINT VILLAGE SH LLC		38	1	3%	39
FUTURE PEDIATRICS		36	3	8%	39
ADVENTIST HEALTH SYSTEM FLORIDA		26	13	33%	39
JUNIPER VILLAGE AT CAPE CORAL		34	5	13%	39
ADVENT HEALTH CENTRA CARE - LAKELAND		30	9	23%	39
CENTRAL FLORIDA PEDIATRICS		13	26	67%	39
MINUTECLINIC DIAGNOSTIC OF HAWAII LLC		33	6	15%	39
CLINICAL RESEARCH SEQUENCING PLATFORM		8	31	79%	39
BAYSHORE PATHOLOGY CONSULTANTS PA		37	2	5%	39
LONG ISLAND UNIVERSITY - POST CAMPUS		39			39
LAKELAND REGIONAL HEALTH GATEWAY CENTER		16	23	59%	39
CROSSROADS URGENT CARE		24	15	38%	39
CEDAR CREEK AT KINGS BAY INC		39			39
BRADFORD COUNTY HEALTH DEPARTMENT		37	1	3%	38
HOMEWOOD RESIDENCE AT FREEDOM PLAZA		37	1	3%	38
MISSION OAKS ASSISTED LIVING□		36	2	5%	38
BOND CLINIC, PA		9	29	76%	38
LUTHERAN HAVEN EXTENDED CONGREGATE CAR		38			38
MICHAEL A VENAZIO MD		35	3	8%	38
VIP WALK IN CLINIC		19	19	50%	38
MADISON COUNTY MEMORIAL HOSPITAL LABORATORY		15	23	61%	38
STEWART MEDICAL GROUP, INC		21	17	45%	38
PREMIER COMMUNITY HEALTHCARE GROUP INC		37	1	3%	38
CCRC @ SUNFLOWER LLC		35	3	8%	38
AUTUMN OF SARASOTA		12	26	68%	38
CITRUS COUNTY HEALTH DEPARTMENT		34	4	11%	38

# COVID-19: testing by laboratory

Data through Feb 27, 2021 verified as of Feb 28, 2021 at 09:25 AM

Data in this report are provisional and subject to change.

The numbers in the table below represent the number of Florida and non-Florida residents for whom test results were received by the Department of Health. A person can be tested by more than one laboratory and can have both positive and negative results. **Therefore, the sum of the numbers in each column will be larger than the total number of people tested.**

Reporting lab	Inconclusive	Negative	Positive	Percent positive	Total
BRIDGEVIEW CENTER LLC		27	11	29%	38
MOLECULAR DIAGNOSTICS		5	33	87%	38
ROYAL CARE OF AVON PARK		35	3	8%	38
FLORIDA DEPARTMENT OF HEALTH CLAY COUNTY		25	13	34%	38
BIOFIRE		7	31	82%	38
DUVAL PHARMACY		28	9	24%	37
BAPTIST HEALTH URGENT CARE AT PLANTATION		32	5	14%	37
FAMILY EXTENDED CARE OF SEBRING INC		35	2	5%	37
TAYLORVILLE FAMILY MEDICINE		30	7	19%	37
ST AUGUSTINE PEDIATRIC ASSOC		33	4	11%	37
BRANDON COMMUNITY HEALTH CENTER		29	8	22%	37
PREMISE HEALTH MIA		1	36	97%	37
BOULEVARD REHABILITATION CENTER		24	13	35%	37
HR SARASOTA OPERATOR LLC		25	12	32%	37
INNOVATION CLINICAL TRIALS, INC			37	100%	37
ONE MILO		37			37
OPTUMCARE SOUTH FLORIDA, LLC		30	7	19%	37
PATHOGENIUS LABORATORIES		30	7	19%	37
MINUTE CLINIC INCORPORATE		31	6	16%	37
IMA MEDICAL GROUP POINCIANA		14	23	62%	37
HOLZER HEALTH CENTER		5	32	86%	37
PANCARE HEALTH - BAY COUNTY - YOUNGSTOWN		33	4	11%	37
PONCE THERAPY CARE CENTER		34	3	8%	37
ACCURATE DIAGNOSTIC LAB		35	2	5%	37
CONNECTICUT DEPARTMENT OF HEALTH		22	15	41%	37
THE COLLIER AT NAPLES		36	1	3%	37
MAKO MEDICAL		21	15	42%	36
BVL/LITTLE ANGEL PEDIATRICS		36			36
DOT DOC SARASOTA		34	2	6%	36
THE TRADITION OF THE PALM BEACHES		35	1	3%	36
ANDALUSIA HEALTH		19	17	47%	36
A & R RESEARCH GROUP		30	6	17%	36
BELVEDERE COMMONS OF SUN CITY CENTER		36			36
HARMONY HEALTH OPCO, LLC		15	21	58%	36
NIGHT LITE PEDIATRIC CENTER		10	26	72%	36
BHA TITUSVILLE CLINIC		32	4	11%	36
WASHINGTON COUNTY HEALTH DEPARTMENT		24	12	33%	36
EASTERN SHORE URGENT CARE		25	11	31%	36
LONG ISLAND JEWISH MED CTR		33	3	8%	36
CORRECTIONAL MEDICAL GROUP		27	9	25%	36
GENEXPERT			36	100%	36
SUMTER PEDIATRICS		33	3	8%	36
CONCIMED LLC		30	5	14%	35
IRL		4	31	89%	35
ADVENT HEALTH - FISH MEMORIAL		2	33	94%	35
ADVANCE URGENT CARE CENTER, LLC		1	34	97%	35

# COVID-19: testing by laboratory

Data through Feb 27, 2021 verified as of Feb 28, 2021 at 09:25 AM

Data in this report are provisional and subject to change.

The numbers in the table below represent the number of Florida and non-Florida residents for whom test results were received by the Department of Health. A person can be tested by more than one laboratory and can have both positive and negative results. **Therefore, the sum of the numbers in each column will be larger than the total number of people tested.**

Reporting lab	Inconclusive	Negative	Positive	Percent positive	Total
MINUTECLINIC DIAGNOSTIC OF RHODE ISLAND, LLC #1544		34	1	3%	35
OCOE PEDIATRICS		28	7	20%	35
ST. MARYS MEDICAL CENTER		1	34	97%	35
PATHGROUP		9	26	74%	35
WUESTHOFF MEMORIAL HOSPITAL			35	100%	35
NCHD		21	14	40%	35
P23 LABS		35			35
PRMG - EAST NAPLES	1	23	11	31%	35
LYSTER ACH FT RUCKER AL		32	3	9%	35
PARKSIDE HEALTH AND REHABILITATION CENTER			35	100%	35
NEUROINTERNATIONAL SARASOTA		32	3	9%	35
LAKE CO EMPLOYEE HEALTH AND WELLNESS CENTER		31	4	11%	35
BOCA TOXICOLOGY LLC		33	2	6%	35
MAINSTREET FAMILY URGENT CARE		1	34	97%	35
MEDCOMP SCIENCES			34	100%	34
BULLS HEAD URGENT CARE		33	1	3%	34
University Hospital		29	5	15%	34
PARAMOUNT WALK-IN CLINIC		1	33	97%	34
ASHTON PLACE	3	27	4	12%	34
STETSON UNIVERSITY STUDENT HEALTH CENTER		3	31	91%	34
COMPLETE HOME CARE OF THE PALM BEACHES LLC		32	2	6%	34
LAKE INTERNAL MEDICINE ASSOCIATES PA		29	5	15%	34
COLLIER HMA PHYSICIAN MANAGEMENT LLC		26	8	24%	34
AESTHETIC SURGERY CENTER OF WINTER PARK, THE	3	29	2	6%	34
POARCH BANC CREEK INDIANS TRIBAL HEALTH DEPARTMENT			34	100%	34
LONG TERM CARE OF GULF BREEZE LLC		30	4	12%	34
REDI-MED WALK IN FAMILY CLINIC			34	100%	34
ST LUCIE COUNTY JAIL		25	9	26%	34
TUSCAN GARDENS OF DELRAY BEACH MANAGEMENT COMPANY,		34			34
MAIN STREET MEDICAL CENTER OF CRESTVIEW PA		19	15	44%	34
CDR MAGUIRE - MIAMI BEACH CC MISSION 17388		2	32	94%	34
IMA MEDICAL CENTER		21	13	38%	34
RASHDA ALBIBI M.D. P.A.		31	3	9%	34
PROFESSIONAL PEDIATRICS		32	2	6%	34
PECONIC BAY MEDICAL CENTER LABORATORY		26	8	24%	34
ATRIA WILLOW WOOD		32	2	6%	34
ENCOMPASS HEALTH REHABILITATION HOSPITAL OF LARGO		31	3	9%	34
JOHN KNOX VILLAGE OF CENTRAL FLORIDA		30	4	12%	34
PINES NURSING HOME		33	1	3%	34
PORT SAINT JOHN FAMILY PRACTICE		21	12	36%	33
PHOSPHORUS DIAGNOSTICS		27	6	18%	33
GRACE MEDICAL HOME		24	9	27%	33
THE SPRINGS OF PARC HILL		32	1	3%	33
AVOW HOSPICE INC		33			33
FLORIDA PEDIATRIC GROUP PA		28	5	15%	33
GREENRIDGE GROUP HOME	3	11	19	58%	33

# COVID-19: testing by laboratory

Data through Feb 27, 2021 verified as of Feb 28, 2021 at 09:25 AM

Data in this report are provisional and subject to change.

The numbers in the table below represent the number of Florida and non-Florida residents for whom test results were received by the Department of Health. A person can be tested by more than one laboratory and can have both positive and negative results. **Therefore, the sum of the numbers in each column will be larger than the total number of people tested.**

Reporting lab	Inconclusive	Negative	Positive	Percent positive	Total
HARBORCHASE OF WELLINGTON CROSSING		31	2	6%	33
ATRIA SAN PABLO		31	2	6%	33
WESTWOOD NURSING AND REHABILITATION		28	5	15%	33
MILLENNIA ADVANCED SCIENTIFIC LLC			33	100%	33
FHMG - FLORIDA HOSPITAL MEDICAL GROUP		24	9	27%	33
AHSE ROP		32	1	3%	33
SANFORD MOBILE LAB PGA TOUR		32	1	3%	33
NIGHT LITE PEDIATRICS URGENT CARE CENTER			33	100%	33
METRO KNOXVILLE HMA		25	8	24%	33
ST ANTHONYS PRIMARY CARE LLC/JACKSON STREET			33	100%	33
BOND CLINIC		3	30	91%	33
Kensington Gardens		33			33
PHYSICIAN ASSOCIATES LLC		26	7	21%	33
VETERAN AFFAIRS MEDICAL CENTER - JAMES J PETERS		30	3	9%	33
CAREHERE LAKE SCHOOLS EMPLOYEE HEALTH CENTER		22	11	33%	33
AYERS NURSING AND REHABILITATION CENTER		33			33
CORAL HOUSE ASSISTED LIVING COMMUNITY LLC		33			33
Heartland Health Care Center North Sarasota		18	14	44%	32
FLORIDA DEPARTMENT OF HEALTH IN MONROE COUNTY		26	6	19%	32
IPSUM DIAGNOSTICS		3	29	91%	32
COLORADO DEPARTMENT OF HEALTH LABORATORY SERVICES DIVISION			32	100%	32
WESTMINSTER ST AUGUSTINE		32			32
LPG CONVENIENT CARE AT METRO		29	3	9%	32
OPIS COQUINA CENTER		32			32
CVS MINUTE CLINIC DIAGNOSTIC OF NORTH CAROL		26	6	19%	32
CENTRAL FLORIDA HEALTH CARE INC WAUCHULA SITE 2		25	7	22%	32
TRADITIONAL HOME CARE INC		31	1	3%	32
VETERANS HOME			32	100%	32
JACKSON HEALTH SYSTEM		1	31	97%	32
LIGHTHOUSE PEDIATRICS OF NAPLES		28	4	13%	32
BROOKDALE CANOPY OAKS			32	100%	32
VILLAGE ON THE ISLE		27	5	16%	32
NORTH FLORIDA PEDIATRICS - JACKSONVILLE		28	4	13%	32
UNIPATH		24	7	23%	31
ENT AND ALLERGY ASSOCIATES OF FLORIDA LLC		30	1	3%	31
LabCorp L#09258130 M#09258125		12	19	61%	31
COLLIER ANESTHESIA PAIN LLC		31			31
COMMUNITY MEDICAL CARE CENTER INC			31	100%	31
KESHAV RX LLC		28	3	10%	31
ADVENTHEALTH MEDICAL GROUP FAMILY MEDICINE AT RDV		31			31
REGENCY PARK ASSISTED LIVING FACILITY		29	2	6%	31
ALABAMA CLINICS		16	15	48%	31
HEALTH FIRST - VIERA HOSPITAL		1	30	97%	31
ALAN A SMITH MD LLC		29	2	6%	31
SOMA MEDICAL CENTER PA #3			31	100%	31
SOUTHEASTERN OUTPATIENT SURGERY CENTER		28	3	10%	31

# COVID-19: testing by laboratory

Data through Feb 27, 2021 verified as of Feb 28, 2021 at 09:25 AM

Data in this report are provisional and subject to change.

The numbers in the table below represent the number of Florida and non-Florida residents for whom test results were received by the Department of Health. A person can be tested by more than one laboratory and can have both positive and negative results. **Therefore, the sum of the numbers in each column will be larger than the total number of people tested.**

Reporting lab	Inconclusive	Negative	Positive	Percent positive	Total
MICHAEL J D'AMBROSE MD PA		29	2	6%	31
WHITE-WILSON MEDICAL CENTER		20	11	35%	31
WALK IN MEDICAL URGENT CARE		31			31
UNION MEDICAL CARE		31			31
AMERICAN ESOTERIC LABORATORIES		15	16	52%	31
DISCOVERY COMMONS AT BRADENTON		31			31
Consulate Health Care of Orange Park		27	4	13%	31
SANTA BARBARA CARE CENTER		18	13	42%	31
EASYCARE WALK-IN CLINIC	1	11	19	61%	31
UR CARE FAMILY AND SPORTS MEDICINE			31	100%	31
MIDDLETOWN MEDICAL P C		22	9	29%	31
JAMAICA HOSPITAL MEDICAL CENTER		28	3	10%	31
PASSPORT HEALTH ORLANDO		31			31
AMEERAH LABS			30	100%	30
BOCA BIOLISTIC REFERENCE LAB			30	100%	30
HERITAGE WATERSIDE		27	3	10%	30
ALWAYS BEST CARE SENIOR SERVICES		27	3	10%	30
MINUTECLINIC DIAGNOSTIC OF SOUTH CAROL		28	2	7%	30
MINUTE CLINIC LLC #2216		28	2	7%	30
ADVENT HEALTH PRIMARY CARE PLUS, WINTER GARDEN		26	4	13%	30
Okeechobee Health Care Facility		16	14	47%	30
MAGNOLIA DIAGNOSTICS, LLC		3	27	90%	30
GUIDEWELL EMERGENCY MEDICINE DOCTORS LLC		10	20	67%	30
VETERANS AFFAIRS MEDICAL CENTER - NEW YORK HARBOR		29	1	3%	30
CLINCLOUD, LLC			30	100%	30
AMMON ANALYTICAL LABORATORIES		26	4	13%	30
UNIVERSITY MEDICAL CTR OF PRINCETON AT		28	2	7%	30
COUNTY OF LOS ANGELES			30	100%	30
WELLMED AT NEW TAMPA		22	8	27%	30
VIKOR SCIENTITIC			30	100%	30
VILLA COURT LLC		30			30
THE TERRACE AT IVY ACRES ALF		11	19	63%	30
SOUTHCOR LABORATORY		4	26	87%	30
MEDEXPRESS - BLOOMIN BRANDS		13	17	57%	30
BAY STREET PHARMACY		27	2	7%	29
FLAGLER HOSPITAL INC	2		27	93%	29
PRO HEALTH HARMONY		29			29
SUNTREE INTERNAL MEDICINE		29			29
P4CLINICAL	3	2	24	83%	29
D W MCMILLAN MEMORIAL HOSPITAL		18	11	38%	29
MINUTECLINIC, LLC		25	4	14%	29
BASSETTI MEDICAL RESEARCH INC		23	6	21%	29
UNIV OF ROCHESTER-STRONG MEMORIAL HOSP		28	1	3%	29
STATEN ISLAND UNIVERSITY HOSPITAL-POUCH		29			29
COMPREHENSIVE CHILDCARE		23	6	21%	29
FAST PACE MEDICAL CLINIC		26	3	10%	29

# COVID-19: testing by laboratory

Data through Feb 27, 2021 verified as of Feb 28, 2021 at 09:25 AM

Data in this report are provisional and subject to change.

The numbers in the table below represent the number of Florida and non-Florida residents for whom test results were received by the Department of Health. A person can be tested by more than one laboratory and can have both positive and negative results. **Therefore, the sum of the numbers in each column will be larger than the total number of people tested.**

Reporting lab	Inconclusive	Negative	Positive	Percent positive	Total
PALM GARDEN OF JACKSONVILLE		27	2	7%	29
EVERLYWELL		16	13	45%	29
PERDIDO URGENT CARE		1	28	97%	29
WE SCREEN LLC		29			29
PANCARE HEALTH - BONIFAY K-8			29	100%	29
Wiregrass Rehabilitation Center and Nursing Home		28	1	3%	29
WEINBERG VILLAGE		28	1	3%	29
MINUTECLINIC DIAGNOSTIC OF MICHIGAN		27	2	7%	29
NEMOURS CHILDRENS CLINIC		22	7	24%	29
EP MEDICAL EQUIPMENT PHARMACY		26	3	10%	29
ROADS PEDIATRICS,LLC		27	2	7%	29
RENAISSANCE SENIOR LIVING	1	28			29
CDC		17	12	41%	29
STEWART MELBOURNE HOSPITAL			29	100%	29
NURSES HELPING HANDS INC ALF		29			29
FAMILY CARE PARTNERS URGENT CARE LLC		23	6	21%	29
ASTORIA HEALTH AND REHABILITATION CENTER		27	1	4%	28
WARDE MEDICAL LABORATORY		20	8	29%	28
LAKE COUNTY SCHOOLS EMPLOYEE HEALTH CENTER		17	11	39%	28
ATLAN		24	4	14%	28
ISLAMORADA VILLAGE OF ISLANDS FIRE RESCUE		26	2	7%	28
LAKE PLACID HEALTH AND REHABILITATION		1	27	96%	28
ORANGE COUNTY CORRECTIONS HEALTH SERVICES		26	2	7%	28
KEY PRIMARY CARE			28	100%	28
FAMILY AND INTERNAL MEDICINE AT AVALON PARK		25	3	11%	28
DUVAL COUNTY HEALTH DEPARTMENT		28			28
DAVID LAWRENCE CENTER		24	4	14%	28
DCH REGIONAL MEDICAL CENTER LABORATORY		27	1	4%	28
MARION PEDIATRICS PA		21	7	25%	28
EDEN AT CRESTVIEW		12	16	57%	28
BROOKDALE PHILLIPPI CREEK			28	100%	28
URGENT CARE CENTER			28	100%	28
PALMS, THE		28			28
LAKELAND NURSING AND REHABILITATION CENTER			28	100%	28
ORANGE PEDIATRICS			28	100%	28
PINELLAS INTERNAL MEDICINE ASSOCIATES	1	26	1	4%	28
JFK MEDICAL CENTER NORTH LAB		1	27	96%	28
FAMILY CARE PARTNERS		18	10	36%	28
Cleveland Clinic Laboratories		4	24	86%	28
PREMIER URGENT CARE CENTER LLC			28	100%	28
ACTIVE SENIOR LIVING		26	2	7%	28
CERON PEDIATRICS & INTEGRATIVE MEDICIN		28			28
LAKE MARY - STIRLING CENTER SUITE 202			28	100%	28
PORT ST LUCIE HOSPITAL		25	3	11%	28
ATRIA LADY LAKE		27			27
UCLA HEALTHCARE CLINICAL LABS		23	4	15%	27



# COVID-19: testing by laboratory

Data through Feb 27, 2021 verified as of Feb 28, 2021 at 09:25 AM

Data in this report are provisional and subject to change.

The numbers in the table below represent the number of Florida and non-Florida residents for whom test results were received by the Department of Health. A person can be tested by more than one laboratory and can have both positive and negative results. **Therefore, the sum of the numbers in each column will be larger than the total number of people tested.**

Reporting lab	Inconclusive	Negative	Positive	Percent positive	Total
MINUTECLINIC DIAGNOSTIC OF RHODE ISLAND, LLC #212		27			27
CHILDRENS MEDICAL CENTER			27	100%	27
HEALTHPARK MEDICAL CENTER ABG LAB		26	1	4%	27
CENTER ONE SURGERY CENTER		22	5	19%	27
SUNCOAST LABS			27	100%	27
SYNIVERSE WELLNESS CENTER		23	4	15%	27
BODYK		23	4	15%	27
EXPRESS CARE OF BELLEVIEW		27			27
RIVERHEAD URGENT CARE		26	1	4%	27
BAPTIST PRIMARY BLACK CREEK SOUTH			27	100%	27
MINUTE CLINIC, LLC DBA MINUTECLINIC #4505		25	2	7%	27
NATIONAL MENTOR HEALTHCARE LLC			27	100%	27
MIGUEL E TREVINO MD PA		23	4	15%	27
BROOKDALE BRANDON	1	26			27
ST PETER'S BENDER LABORATORY		26	1	4%	27
LEXINGTON PLACE SENIOR LIVING COMMUNITY		27			27
LABORATORY ALLIANCE OF CENTRAL NEW YORK		26	1	4%	27
CHILDREN'S MEDICAL CENTER			27	100%	27
SPANISH RIVER HIGH SCHOOL ESE		23	4	15%	27
WEISS PEDIATRIC CARE LLC		16	11	41%	27
ROCKLAND URGENT CARE FAMILY HEALTH NP		27			27
BROOKDALE SOUTHPOINT			27	100%	27
Bon Secours Maria Manor		22	5	19%	27
ACCESS 365 URGENT CARE		8	19	70%	27
MONTEFIORE NEW ROCHELLE HOSPITAL		24	2	8%	26
BROWARD HEALTH IMPERIAL POINT NURSING			26	100%	26
ADVANCED URGENT CARE		12	14	54%	26
BAPTIST URGENT CARE		23	3	12%	26
PALM BEACH COUNTY FIRE RESCUE		24	2	8%	26
LAKES DIALYSIS CENTER INC			26	100%	26
WIREGRASS CLINIC LLC		21	5	19%	26
URGENT FAMILY CARE INC		23	3	12%	26
FORT VALLEY STATE UNIVERSITY		26			26
GULFSIDE HOSPICE INC		23	3	12%	26
THE MINIER URGENT CARE		20	6	23%	26
OAKMONTE VILLAGE		25	1	4%	26
RESIDENCE AT BAY VUE		25	1	4%	26
CIGNA PBSO WEST PALM			26	100%	26
NORTH PINELLAS CHILDRENS MEDICAL CENTER			26	100%	26
ADVENT HEALTH PARTIN SETTLEMENT HEALTH PARK		18	8	31%	26
MINUTECLINIC DIAGNOSTIC OF NORTH CAROLINA		25	1	4%	26
EPIC REFERENCE LABS INC			26	100%	26
TGH URGENT CARE - RIVERVIEW			26	100%	26
PULMONARY SPECIALISTS OF THE PALM BEACHES		16	10	38%	26
SIDDH INC DBA SAN CARLOS PHARMACY		24	2	8%	26
ST JOSEPHS HOSPITAL SOUTH HOSPITAL			26	100%	26

# COVID-19: testing by laboratory

Data through Feb 27, 2021 verified as of Feb 28, 2021 at 09:25 AM

Data in this report are provisional and subject to change.

The numbers in the table below represent the number of Florida and non-Florida residents for whom test results were received by the Department of Health. A person can be tested by more than one laboratory and can have both positive and negative results. **Therefore, the sum of the numbers in each column will be larger than the total number of people tested.**

Reporting lab	Inconclusive	Negative	Positive	Percent positive	Total
AMELIA ASSISTED LIVING FACILITY		26			26
MINUTE CLINIC DIAGNOSTIC OF SC, LLC #75		25	1	4%	26
RAINBOW PEDIATRICS		1	25	96%	26
CORNERSTONE PEDIATRICS		16	10	38%	26
STUART REHABILITATION AND HEALTHCARE		12	14	54%	26
FLORIDA ENDOSCOPY & SURGERY CTR LLC		26			26
RESIDENTIAL PLAZA AT BLUE LAGOON INC		23	3	12%	26
LOOP PEDIATRICS		22	4	15%	26
OAKTREE HEALTHCARE			26	100%	26
LOT HEALTH SERVICES	1	25			26
FORT CAROLINE GARDENS, INC		24	2	8%	26
COLORADO DEPARTMENT OF PUBLIC HEALTH AND ENVIRONMENT			26	100%	26
WALGREENS COVID-19		22	4	15%	26
MONCRIEF ARMY HEALTH CLINIC			26	100%	26
JUPITER MEDICAL CENTER PHYSICIANS GROUP, INC		23	3	12%	26
PREMIUM HEALTH SERVICES OF TAMPA BAY LLC		15	11	42%	26
WEST BROWARD CARE CENTER		24	2	8%	26
WAKULLA COUNTY HEALTH DEPARTMENT		12	14	54%	26
ADVENTHEALTH MEDICAL GROUP FAMILY MEDICINE		24	1	4%	25
BITTINGS APOTHECARY INC		21	4	16%	25
ORLANDO CLINICAL RESEARCH CENTER		23	2	8%	25
WOMENS CARE FLORIDA LABORATORY		25			25
ST JOSEPHS CHILDRENS OUTREACH			25	100%	25
MD BEAUTY LABS, PA		23	2	8%	25
UNION CHD		22	3	12%	25
WESTPAC LABS		1	24	96%	25
ST. CLOUD HOSPITAL		20	5	20%	25
SANITAS		4	21	84%	25
SUNSHINE ASSISTED LIVING		25			25
THE WATERMARK AT VISTAWILLA		25			25
ADVENTHEALTH MEDICAL GROUP FAMILY & INTERNAL		9	16	64%	25
SOUTH FLORIDA DIALYSIS CENTER		8	17	68%	25
ADVENT HEALTH - LAKE MARY PEDIATRICS		16	9	36%	25
MADWAR		19	6	24%	25
CANTON-POTSDAM HOSPITAL LABORATORY		24	1	4%	25
RJ LEE GROUP	1	23	1	4%	25
COASTAL COMPLETE CARE		11	14	56%	25
TALLAHASSEE DEVELOPMENTAL CENTER		24	1	4%	25
M&V SAN JOSE MEDICAL CENTER			25	100%	25
FEDERAL PRISON CAMP PENSACOLA			25	100%	25
COLONY CARE CENTER		16	9	36%	25
ARCPPOINT LABS OF FORT LAUDERDALE		25			25
EAST HILL MEDICAL GROUP		17	8	32%	25
HOLLISMED LLC		23	2	8%	25
ABL MEDICAL CARE LLC			25	100%	25
KIVA AT CANTERBURY, LLC		25			25

# COVID-19: testing by laboratory

Data through Feb 27, 2021 verified as of Feb 28, 2021 at 09:25 AM

Data in this report are provisional and subject to change.

The numbers in the table below represent the number of Florida and non-Florida residents for whom test results were received by the Department of Health. A person can be tested by more than one laboratory and can have both positive and negative results. **Therefore, the sum of the numbers in each column will be larger than the total number of people tested.**

Reporting lab	Inconclusive	Negative	Positive	Percent positive	Total
VASSAR BROTHERS MEDICAL CENTER LABORATORY		24	1	4%	25
GASTROENTEROLOGY ASSOCIATES OF PENSACOLA PA		22	3	12%	25
Lanier Rehab			25	100%	25
THE COMMONWEALTH OF MASSACHUSETTS			24	100%	24
MED PLUS FLORENCE		20	4	17%	24
JOSEPH SCHENKER MD PC DBA CENTERS URGENT		21	3	13%	24
MAGNOLIA PEDIATRICS		4	20	83%	24
SUMMIT MEDICAL GROUP - 75 E NORTHFIELD		22	2	8%	24
WESTMINSTER WOODS ON JULINGTON CREEK		22	2	8%	24
INTERIM HEALTHCARE OF NORTHWEST FLORIDA INC		22	2	8%	24
PACIFICA SENIOR LIVING FORT MYERS		15	9	38%	24
SPRINGWOOD COURT		19	5	21%	24
ALL AMERICAN URGENT CARE			24	100%	24
COURTYARDS OF ORLANDO		24			24
MARTHA'S HOUSE & ASSISTED LIVING FACILITY		24			24
COASTAL SKIN SURGERY AND DERMATOLOGY		17	7	29%	24
HEALTH MED CENTERS		24			24
THE CHAPPEL GROUP RESEARCH		24			24
PHYSICIANS PRIMARY CARE OF SW FLORIDA PL		24			24
AIR, LAND & SEA PHYSICALS & CONSULTATIONS, LLC		23	1	4%	24
HENNEPIN COUNTY MEDICAL CENTER (HCMC)		13	11	46%	24
MARYLAND DEPARTMENT OF HEALTH			24	100%	24
SENIOR LIVING IV SUN CITY LLC		17	7	29%	24
TARPON BAYOU CENTER			24	100%	24
MAYO CLINIC JACKSONVILLE		1	23	96%	24
JOSEF SCHENKER MD PC		24			24
PINELLAS 1 HOME HEALTH CARE CORP		24			24
THE LODGE AND REHABILITATION CENTER		9	15	63%	24
VICK STREET MANOR		24			24
SUNQUEST		3	21	88%	24
AVENTIS BIO-SERVICES CTL		24			24
CAPE CORAL HOSPITAL ABG LABORATORY		13	11	46%	24
HERITAGE OAKS ASSISTED LIVING & MEMORY CARE		20	4	17%	24
Clearwater Center		10	14	58%	24
GROWING TOGETHER PEDIATRICS, LLC		20	4	17%	24
LABORATORY DYNAMICS		20	4	17%	24
MADISON COUNTY MEMORIAL HOSP		12	12	50%	24
VILLAGES REHABILITATION AND NURSING CENTER		24			24
WELLOW URGENT CARE		23	1	4%	24
CARILLON SPORTS AND FAMILY MEDICINE		20	4	17%	24
PRIME CARE ONE LLC/HARBORCHASE OF VENICE			24	100%	24
MINUTECLINIC DIAGNOSTIC MEDICAL GROUP		22	2	8%	24
URGENT CARE USA			24	100%	24
ATRIA AT ST JOSEPHS		24			24
SENIOR HEALTH OF WINTER PARK DUNDEE		24			24
APOLLO HEALTH & REHABILITATION		18	6	25%	24

# COVID-19: testing by laboratory

Data through Feb 27, 2021 verified as of Feb 28, 2021 at 09:25 AM

Data in this report are provisional and subject to change.

The numbers in the table below represent the number of Florida and non-Florida residents for whom test results were received by the Department of Health. A person can be tested by more than one laboratory and can have both positive and negative results. **Therefore, the sum of the numbers in each column will be larger than the total number of people tested.**

Reporting lab	Inconclusive	Negative	Positive	Percent positive	Total
OMEGA LABORATORIES		19	4	17%	23
HUNT CLUB PEDIATRIC ASSOCIATES LLC		19	4	17%	23
EMORY BENNETT VETERANS NURSING HOME	1	22			23
ARCPPOINT LABS OF WEST PALM BEACH			23	100%	23
UF HEALTH NORTH JACKSONVILLE			23	100%	23
PARK WEST MEDICAL CENTER		22	1	4%	23
PALMS MEDICAL GROUP - LAKE CITY WEST		3	20	87%	23
SARASOTA MEMORIAL NURSING & REHABILITATION CTR		23			23
PHYSICIANS STAT		3	20	87%	23
TIFFANY LAKE CARE CENTERS INC		23			23
ROWLETT MIDDLE ACADEMY		21	2	9%	23
NOVANT HEALTH		17	6	26%	23
EGL GENETIC DIAGNOSTICS		1	22	96%	23
GOOD SAMARITAN HOSPITAL LABORATORY		20	3	13%	23
CARDIOLOGY AND MEDICINE ASSOCIATES INC		23			23
BROOKWOOD BAPTIST MEDICAL CENTER		22	1	4%	23
CENTERPLACE HEALTH		3	20	87%	23
ENGLEWOOD HOSPITAL AND MEDICAL CENTER		18	5	22%	23
FINLAY C. LABORATORY		3	20	87%	23
STATE LAB		2	21	91%	23
MID FLORIDA PATHOLOGY LLC		22	1	4%	23
ISLAND COAST PEDIATRICS PA		22	1	4%	23
CARENOW - DOWNTOWN NORTH GULCH		22	1	4%	23
NEW JERSEY		22	1	4%	23
MD NOW MEDICAL CENTERS INC		1	22	96%	23
WOODHOUSE INC		17	6	26%	23
MINUTECLINIC, LLC #08366		18	5	22%	23
GRAND LIVING AT LAKEWOOD RANCH		23			23
LAKEVIEW HEALTH CARE SYSTEMS		9	14	61%	23
Summit Medical Group Westfield Lab		20	3	13%	23
WUESTHOFF MEDICAL CENTER-MELBOURNE			23	100%	23
BROOKDALE UNIVERSITY HOSPITAL		22	1	4%	23
MINUTECLINIC DIAGNOSTIC OF LOUISIANA		22	1	4%	23
GENETIC TECHNOLOGICAL INNOVATIONS, LLC		11	12	52%	23
CORE LABORATORY		1	22	96%	23
GRAND VILLA OF ST. PETERSBURG		21	2	9%	23
LONG BEACH URGENT CARE		23			23
MINUTE CLINIC DIAGNOSTIC OF VIRGINIA		18	5	22%	23
CHIPOLA MEDICAL ASSOCIATES		4	19	83%	23
UNIVERSITY HILLS HEALTH AND REHABILITATION CENTER		18	5	22%	23
NOBLE SENIOR LIVING		3	20	87%	23
TEN HEALTHCARE		6	16	73%	22
CLEARWATER EMPLOYEE HEALTH CLINIC		7	15	68%	22
ADVENT HEALTH EXPRESS		9	13	59%	22
NORTHWEST FLORIDA COMMUNITY HOSPITAL 3RD FLOOR		20	2	9%	22
Grand Villa of Clearwater		20	2	9%	22

# COVID-19: testing by laboratory

Data through Feb 27, 2021 verified as of Feb 28, 2021 at 09:25 AM

Data in this report are provisional and subject to change.

The numbers in the table below represent the number of Florida and non-Florida residents for whom test results were received by the Department of Health. A person can be tested by more than one laboratory and can have both positive and negative results. **Therefore, the sum of the numbers in each column will be larger than the total number of people tested.**

Reporting lab	Inconclusive	Negative	Positive	Percent positive	Total
APOLLO SURGERY CENTER		20	2	9%	22
CITY OF CAPE CORAL		19	3	14%	22
FLORIDA PEDIATRICS		6	16	73%	22
CARE HERE		1	21	95%	22
SOLE HEALTH LLC		22			22
DIACARTA INC.		22			22
PULSE MEDICAL GROUP INC			22	100%	22
PALMETTO PEDIATRICS			22	100%	22
ROCKLEDEGE REGIONAL MEDICAL CENTER		17	5	23%	22
THORNBURG PEDIATRICS		21	1	5%	22
OLIVE BRANCH HEALTH AND REHABILITATION CENTER			22	100%	22
SUNSHINE PEDIATRICS OF CENTRAL FLORIDA PL		20	2	9%	22
COMMUNITY HEALTH OF SOUTH FLORIDA			22	100%	22
MARATHON HEALTH FOR LIFE		19	3	14%	22
FIRST CHOICE PEDIATRICS LOOP		20	2	9%	22
BOCA SIMON LAB		1	21	95%	22
ADVENT HEALTH MEDICAL GROUP- FAMILY MEDICINE AT DR. PHILIPS		17	5	23%	22
UNIV OF NORTH ALABAMA HEALTH CENTER		21	1	5%	22
MOBILE DIVISION LABORATORY		7	15	68%	22
EBEIDS MD PEDIATRICS		19	3	14%	22
BUREAU OF PUBLIC HEALTH	1	3	18	82%	22
ASSISTED LIVING OF BROWARD		22			22
STEWART MEDICAL GROUP INC			22	100%	22
GLEN COVE HOSPITAL		22			22
DALE MEDICAL CENTER		17	5	23%	22
SHORE MEMORIAL HOSPITAL		19	3	14%	22
CRESTVIEW IMMEDIATE CARE LL			22	100%	22
MORNINGSIDE MANOR & VILLA ADULT CARE C		22			22
NAPHCARE, INC.		12	10	45%	22
FORT SANDERS REGIONAL LABORATORY		22			22
HOLIDAY MEDICAL ASSOCIATES		1	21	95%	22
ELAN SPANISH SPRINGS		4	18	82%	22
FLORIDA HOSPITAL LABS		12	10	45%	22
SEAGRASS VILLAGE			22	100%	22
MINUTECLINIC DIAGNOSTIC OF TN PC #378		20	1	5%	21
CONNECTDX		6	15	71%	21
INTERNATIONAL MEDICAL LABORATORY INC		21			21
BIOREFERENCE LABORATORIES INC		3	18	86%	21
JEFFERSON K-12, A SOMERSET SCHOOL- CLINIC		17	4	19%	21
ERIC C MARSHAL MD, PC DBA MINUTECLINIC		20	1	5%	21
UNIVERSITY OF ILLINOIS VETERINARY DIAG		21			21
ADVENTHEALTH MEDICAL GROUP PULMONOLOGY		18	3	14%	21
UPMC CHAUTAUQUA AT WCA LABORATORY		20	1	5%	21
HUNT CLUB MEDICAL		15	6	29%	21
ROSLYN URGENT CARE		21			21
JUPITER MEDICAL CENTER			21	100%	21

# COVID-19: testing by laboratory

Data through Feb 27, 2021 verified as of Feb 28, 2021 at 09:25 AM

Data in this report are provisional and subject to change.

The numbers in the table below represent the number of Florida and non-Florida residents for whom test results were received by the Department of Health. A person can be tested by more than one laboratory and can have both positive and negative results. **Therefore, the sum of the numbers in each column will be larger than the total number of people tested.**

Reporting lab	Inconclusive	Negative	Positive	Percent positive	Total
ARDEN COURTS OF WINTER SPRINGS		18	3	14%	21
CLINICAL PATHOLOGY LABORATORIES SOUTHEAST			21	100%	21
HUNTINGTON STATION URGENT CARE		20	1	5%	21
GERALD J KIVETT MD		19	2	10%	21
MEDEXPRESS URGENT CARE - BLOOMINGTON		18	3	14%	21
ROBERT H JENKINS JR VETERANS' DOMICILIARY HOME OF		18	3	14%	21
ROCKLEDGE FAMILY HEALTH			21	100%	21
ST JUDE CHILDRENS RESEARCH HOSPITAL		21			21
GILCHRIST COUNTY JAIL		19	2	10%	21
GREEN GABLES ASSISTED LIVING FACILITY		21			21
HARBOUR ISLAND PEDIATRICS		12	9	43%	21
GRAND VILLA OF ALTAMONTE SPRINGS		14	7	33%	21
PRIMECARE OF DOTHAN-DALEVILLE CLINIC		16	5	24%	21
PHYSICIANS CARE		18	3	14%	21
SANFORD PEDIATRIC ASSOCIATES, PA		19	2	10%	21
VIRTUA		17	4	19%	21
TOTAL ACCESS URGENT CARE			21	100%	21
CITRUS CARE CLINIC			21	100%	21
ALAN SERURE MD		21			21
CARESPOT		1	20	95%	21
JOSEF SCHENKER MD PC DBA CENTERS URGENT		19	2	10%	21
LAKE WORTH MANOR		19	1	5%	20
ESTATES MEDICAL CENTER		12	8	40%	20
HOWARD BEACH URGENT CARE		20			20
TIMBERLANE LODGE ALF	1	12	7	35%	20
RAINBOW PEDIATRIC CENTER		2	18	90%	20
ODYSSEY HEALTHCARE OF MARION COUNTY, LLC		19	1	5%	20
VIERA FAMILY MEDICINE AND WELLNESS		16	4	20%	20
HENDRY REGIONAL CORPORATE HEALTH			20	100%	20
PONCE PLAZA NURSING & REHAB CENTER		4	16	80%	20
BEST MEDICAL CENTER		11	9	45%	20
REDITUS LABORATORIES			20	100%	20
UAH STUDENT HEALTH CENTER		13	7	35%	20
ADULT MEDICINE OF LAKE COUNTY INC			20	100%	20
CARESPOT OF NOCATEE		1	19	95%	20
TGH MEDICAL GROUP LABORATORY CARROLLWOOD			20	100%	20
AMERICAN HEALTH ASSOCIATES INC		3	17	85%	20
HIGHLANDS COUNTY FIRE RESCUE		20			20
COOPER HEALTHCARE		20			20
ISLAND LAKE CENTER		4	16	80%	20
BROOKDALE MANDARIN CENTRAL		7	13	65%	20
SOUTH CAROLINA DEPARTMENT OF HEALTH			20	100%	20
JUST FOR KIDS PEDIATRICS		5	15	75%	20
CL BRUMBACK PRIMARY CARE CLINIC LANTANA		2	18	90%	20
HALIFAX HEALTH URGENT CARE		3	17	85%	20
MEDICAL EXPRESS CORP		18	2	10%	20

# COVID-19: testing by laboratory

Data through Feb 27, 2021 verified as of Feb 28, 2021 at 09:25 AM

Data in this report are provisional and subject to change.

The numbers in the table below represent the number of Florida and non-Florida residents for whom test results were received by the Department of Health. A person can be tested by more than one laboratory and can have both positive and negative results. **Therefore, the sum of the numbers in each column will be larger than the total number of people tested.**

Reporting lab	Inconclusive	Negative	Positive	Percent positive	Total
WINSHIPS PHARMACY INC		20			20
BETHESDA HEALTH PHYSICIAN GROUP INC			20	100%	20
MARQUES PEDIATRICS			20	100%	20
GRAND VILLA OF NEW PORT RICHEY		13	7	35%	20
FLUSHING HOSPITAL MEDICAL CENTER		16	4	20%	20
MORRIS PARK URGENT CARE		17	3	15%	20
ADIRONDACK MEDICAL CENTER		20			20
CONSOLIDATED LAB SERVICES		10	10	50%	20
POINT OF CARE CLINICS PRIMARY CARE		20			20
HEALTHY MINORS, LLC.		20			20
PROFESSIONAL PARK PEDIATRICS PA			20	100%	20
BAY PEDIATRICS PA		18	2	10%	20
WINTER PARK FAMILY PRACTICE LLC		17	3	15%	20
TOTTENVILLE CIRCLE URGENT CARE		20			20
LAKE SHERIFF		20			20
NEW YORK METHODIST HOSPITAL		16	4	20%	20
NEWYORK-PRESBYTERIAN/ LAWRENCE HOSPITAL LABORATORY		18	2	10%	20
TALLAHASSEE VA OPC		18	1	5%	19
GRACE WELLNESS CENTER		8	11	58%	19
SOUTH NASSAU COMMUNITIES HOSPITAL		15	4	21%	19
ALL PEDIATRIC CARE			19	100%	19
TENNESSEE DEPARTMENT OF HEALTH		14	5	26%	19
MINIMALLY INVASIVE VASCULAR INC		17	2	11%	19
STONE WASH CLINICAL LABORATORIES		2	17	89%	19
REGENCY SQUARE MALL - SEARS		3	16	84%	19
PEDIATRIC ASSOCIATES PA		17	2	11%	19
OCEAN REEF MEDICAL CENTER, LLC			19	100%	19
Sovereign Laboratory Services, LLC		17	2	11%	19
GOOD SAMARITAN SOCIETY OF DAYTONA		16	3	16%	19
BAPTIST HEALTH URGENT CARE AT WEST BOCA		18	1	5%	19
ST VINCENT'S EAST		17	2	11%	19
WELLMED AT LAKE COPELAND		13	6	32%	19
BRIDGEWAY HEALTH CLINICS INC			19	100%	19
OHIO CVS STORES, LLC DBA		17	2	11%	19
MED HEALTH SERVICES		18	1	5%	19
BARTON FAMILY PRACTICE		8	11	58%	19
BAYVIEW MEDICAL		19			19
NANO HEALTH ASSOCIATES LLC		19			19
BAYFRONT HMA CONVENIENT CARE, LLC		2	17	89%	19
ESOTERIX GENETIC LABORATORIES		16	3	16%	19
NO NAME		8	11	58%	19
JACKSON NORTH MEDICAL CENTER		2	17	89%	19
ASURANCE SCIENTIFIC LABORATORIES		19			19
Ocala Oaks Rehabilitation Center		13	6	32%	19
LOVING CARE OF THE TREASURE COAST LLC	1	13	5	26%	19
SEVEN RIVERS REGIONAL MEDICAL CENTER		5	14	74%	19

# COVID-19: testing by laboratory

Data through Feb 27, 2021 verified as of Feb 28, 2021 at 09:25 AM

Data in this report are provisional and subject to change.

The numbers in the table below represent the number of Florida and non-Florida residents for whom test results were received by the Department of Health. A person can be tested by more than one laboratory and can have both positive and negative results. **Therefore, the sum of the numbers in each column will be larger than the total number of people tested.**

Reporting lab	Inconclusive	Negative	Positive	Percent positive	Total
ADVANCED URGENT CARE CENTER		7	12	63%	19
ANYLABTESTNOW		6	13	68%	19
FLORIDA HOSPITAL WINTER GARDEN		15	4	21%	19
GENTIVA HEALTH SERVICES		17	2	11%	19
FLORIDA COMMUNITY HEALTH CENTER OF ST. LUCIE		1	18	95%	19
ADVENTHEALTH MEDICAL GROUP MULTISPECIALTY			19	100%	19
WELLMED AT PLANT CITY		10	9	47%	19
LAB INTERMARKET FACILITY LAB		1	18	95%	19
NEW YORK PRESBYTERIAN - ALLEN HOSPITAL		19			19
COLLIER COUNTY JAIL		19			19
Wesley Place on Honeysuckle		17	2	11%	19
MONROE COUNTY DETENTION CENTER			19	100%	19
ROYAL PALM MEDICAL GROUP, INC		19			19
COASTAL FAMILY PRACTICE		11	8	42%	19
REHAB AND HEALTHCARE CENTER OF CAPE CORAL		19			19
SONATA BOYNTON BEACH		17	2	11%	19
CLERMONT ADVENTHEALTH CENTRA CARE		1	18	95%	19
TEXAS DEPARTMENT OF STATE HEALTH SERVICES		3	16	84%	19
INTEGRATED REGIONAL LABORATORIES - LARGO			19	100%	19
MICHELLE S PAGE MD PA		18	1	5%	19
MINUTECLINIC DIAGNOSTIC OF RHODE ISLAND, LLC #590		17	1	6%	18
ASCENSION ST VINCENT'S PRIMARY CARE		1	17	94%	18
CABOT RESERVE ON THE GREEN		18			18
Z UROLOGY		18			18
GLEN OAKS URGENT CARE		17	1	6%	18
AURORA DIAGNOSTICS		6	12	67%	18
CENTRAL FLORIDA PEDIATRIC URGENT CARE LLC		16	2	11%	18
MARION COUNTY HEALTH DEPARTMENT		17	1	6%	18
MADISON CORE LABORATORIES		17	1	6%	18
MOORINGS PARK OAKSTONE AT GREY OAKS		17	1	6%	18
ST ELIZABETH MEDICAL CENTER LABORATORY		17	1	6%	18
UTAH DEPARTMENT OF HEALTH			18	100%	18
Grand Villa of Deerfield Beach		16	2	11%	18
PALM BAY FAMILY PRACTICE		4	14	78%	18
MINUTECLINIC DIAGNOSTIC OF NORTH CAROLINA PC		15	3	17%	18
CRANES VIEW LODGE			18	100%	18
ST. JUDES LABORATORIES		12	6	33%	18
LPG PRIMARY CARE AT SURFSIDE		17	1	6%	18
MINUTE CLINIC DIAGNOSTIC OF VIRGINIA, LLC		18			18
CVS NY4098030POCT NEW YORK		18			18
BAYLOR GENETICS		6	12	67%	18
MINUTECLINIC DIAGNOSTIC OF TEXAS		15	3	17%	18
FAMILY CARE CYPRESS CREEK		1	17	94%	18
MINUTECLINIC DIAGNOSTIC PA		16	2	11%	18
MINUTECLINIC DIAGNOSTICS MEDICAL GROUP		17	1	6%	18
HARTFORD HOSPITAL ANCILLARY LAB		17	1	6%	18



# COVID-19: testing by laboratory

Data through Feb 27, 2021 verified as of Feb 28, 2021 at 09:25 AM

Data in this report are provisional and subject to change.

The numbers in the table below represent the number of Florida and non-Florida residents for whom test results were received by the Department of Health. A person can be tested by more than one laboratory and can have both positive and negative results. **Therefore, the sum of the numbers in each column will be larger than the total number of people tested.**

Reporting lab	Inconclusive	Negative	Positive	Percent positive	Total
TPCA CLINICAL LABORATORIES		15	3	17%	18
TOTAL RENAL LABORATORIES INC		13	5	28%	18
OSCEOLA ALF OPERATOR, LLC DBA□		18			18
HARLEM HOSPITAL CENTER		17	1	6%	18
MINUTECLINIC DIAGNOSTIC OF ILLINOIS L		15	3	17%	18
BASSETTI & ASSOCIATES, MD, PA			18	100%	18
DASCENA, INC		15	3	17%	18
ENCOMPASS HEALTH REHABILITATION HOSPITAL OF SARASOTA		18			18
OCEANSIDE URGENT CARE		18			18
ORLANDO FAMILY MEDICINE		7	11	61%	18
OCALA CBOC		17	1	6%	18
CHARLOTTE CHD PORT CHARLOTTE		14	4	22%	18
1 TOUCH TOTALCARE SOLUTIONS		17	1	6%	18
WALGREEN EASTERN CO, INC		18			18
COMMUNITY HOME HEALTH CARE		18			18
MCWHORTER SCHOOL OF PHARMACY		18			18
DIXIE COUNTY HEALTH DEPARTMENT		11	7	39%	18
COMMONWEALTH OF MASSACHUSETTS			18	100%	18
UM MILLER SCHOOL OF MEDICINE			18	100%	18
GENERAL INTERNAL MEDICINE MEDICAL CTR CLINIC		13	5	28%	18
XPRESS WELLNESS URGENT CARE			18	100%	18
BOZEMAN HEALTH DEACONESS HOSPITAL		13	5	28%	18
DEPT OF VA MEDICAL CENTER - BAY PINES			18	100%	18
GUARDANT HEALTH		13	5	28%	18
BROOKDALE ST AUGUSTINE			17	100%	17
BAYCARE MEDICAL GROUP INC			17	100%	17
TRINITY MEDICAL ASSOCIATES LLC			17	100%	17
AUBURN COMMUNITY HOSPITAL		15	2	12%	17
PRIMARY CARE MEDICINE	1	13	3	18%	17
URGENT CARE WEST CLINIC		14	3	18%	17
MEDI STATION			17	100%	17
BAYCARE HEALTH SYSTEMS, LLC			17	100%	17
URGENT CARE AT LONGWOOD			17	100%	17
UNIVERSITY OF ALABAMA - FUNGAL REFERENCE LABORATORY		12	5	29%	17
SHELBY BAPTIST MEDICAL CENTER		12	5	29%	17
Citymd Of Lacey		15	2	12%	17
CARENOW URGENT CARE-BRENTWOOD		11	6	35%	17
LAKELAND HILLS CENTER		10	7	41%	17
GENETIC TECHNOLOGICAL INNOVATIONS			17	100%	17
PRIMARY CARE WALK IN CLINIC PLLC			17	100%	17
WELLINGTON FAMILY PRACTICE		13	4	24%	17
PRATTVILLE BAPTIST HOSPITAL		13	4	24%	17
MASSACHUSETTS GENERAL HOSPITAL		1	16	94%	17
FORT WALTON BEACH DEVELOPMENTAL CENTER		16	1	6%	17
ADEPT INPATIENT MEDICAL SERVICES PC		17			17
INN AT LAKE SEMINOLE SQUARE, THE		17			17

# COVID-19: testing by laboratory

Data through Feb 27, 2021 verified as of Feb 28, 2021 at 09:25 AM

Data in this report are provisional and subject to change.

The numbers in the table below represent the number of Florida and non-Florida residents for whom test results were received by the Department of Health. A person can be tested by more than one laboratory and can have both positive and negative results. **Therefore, the sum of the numbers in each column will be larger than the total number of people tested.**

Reporting lab	Inconclusive	Negative	Positive	Percent positive	Total
MINUTECLINIC, LLC, DBA MINUTECLINIC #5		14	3	18%	17
MD PLUS URGENT CARE, LLC			17	100%	17
BAY COUNTY HEALTH DEPARTMENT		13	4	24%	17
TENDER CARE ALF		17			17
UVMC MICROBIOLOGY		16	1	6%	17
Floral Health and Rehabilitation, LLC		16	1	6%	17
COAST MED URGENT CARE		16	1	6%	17
THE CANOPY AT HARPER LAKE	1		16	94%	17
MARCO DRUGS AND COMPOUNDING		13	4	24%	17
BAY BREEZE HEALTH AND REHABILITATION CENTER		9	8	47%	17
49D2045214PHYSICIAN OFFICE WAIVER MEDEXPRESS URGENT CARE - HARRISONBU		8	9	53%	17
HEALTHCARE NOW			17	100%	17
VALLEY IMMEDIATE CARE		15	2	12%	17
PARRISH HEALTH CENTER		14	3	18%	17
LEE COMMUNITY HEALTHCARE - LEHIGH		16	1	6%	17
RESOLVE MOLECULAR DIAGNOSTICS		13	4	24%	17
BROOKDALE CROWN POINT			17	100%	17
ROBERT WOOD JOHNSON UNIVERSITY HOSP		15	2	12%	17
HELIX DIAGNOSTICS			17	100%	17
DIEGO FALLON MD PA		6	11	65%	17
SHERMAN-ABRAMS LABORATORY INC		14	3	18%	17
URGENT TEAM		14	3	18%	17
DOCTORS MEDICAL CENTER OF WALTON COUNTY CLINIC			17	100%	17
PBSO WEST PALM FAMILY PRACTICE		1	16	94%	17
DOCTOR TODAY TLC LLC			17	100%	17
JESSIE TRICE COMMUNITY HEALTH SYSTEM, INC		1	16	94%	17
ROSS MEDICAL GROUP			17	100%	17
TANVIR H SHAGAR NP		14	3	18%	17
KINDRED HOSPITAL OCALA		14	2	13%	16
PROMEDICA LABORATORIES		11	5	31%	16
ST AUGUSTINE PLANTATION		1	15	94%	16
REGENEXX TAMPA BAY		14	2	13%	16
STARLING AT NOCATEE			16	100%	16
CAREHERE- LCS LEESBURG			16	100%	16
MIRIMUS INC		1	15	94%	16
ST CATHERINE OF SIENA HOSPITAL		14	2	13%	16
XERA MED RESEARCH			16	100%	16
INTERNAL MEDICINE ASSOCIATES & SPECIALTIES INC		15	1	6%	16
SUMMERGATE PHARMACY		15	1	6%	16
DARDEN WELLNESS CENTER		13	3	19%	16
BAPTIST MEMORIAL HEALTH CARE		14	2	13%	16
JOSEPH MIGNOGNA		13	3	19%	16
SOMA MEDICAL CENTER PA			16	100%	16
PRO HEALTH FAMILY PHYSICIANS, NYSTROM		16			16
ADVENT HEALTH - KISSIMMEE		6	10	63%	16
MINUTECLINIC DIAGNOSTIC OF PENNSYLVANI		16			16

# COVID-19: testing by laboratory

Data through Feb 27, 2021 verified as of Feb 28, 2021 at 09:25 AM

Data in this report are provisional and subject to change.

The numbers in the table below represent the number of Florida and non-Florida residents for whom test results were received by the Department of Health. A person can be tested by more than one laboratory and can have both positive and negative results. **Therefore, the sum of the numbers in each column will be larger than the total number of people tested.**

Reporting lab	Inconclusive	Negative	Positive	Percent positive	Total
ADVENT HEALTH - ZEPHYRHILLS			16	100%	16
MAITLAND PRIMARY CARE		9	7	44%	16
MINUTE CLINIC DIAGNOSTIC OF NEW JERSEY		16			16
CRUCIAL CARE		10	6	38%	16
URGENT CARE CLINIC OF LINCOLN		14	2	13%	16
NORTHWEST FLORIDA SLEEP		1	15	94%	16
OKEECHOBEE HEALTHCARE FACILITY			16	100%	16
ALL FLORIDA FAMILY & SPORTS MEDICINE		15	1	6%	16
JS HEALTHCARE INC		16			16
STATEN ISLAND UNIVERSITY HOSPITAL		15	1	6%	16
REOPEN DIAGNOSTICS			16	100%	16
ALBIBI		1	15	94%	16
SRMC AVALON		9	7	44%	16
NORTHWEST FLORIDA ENT, PA		5	11	69%	16
ACCESS HEALTH CARE PHYSICIANS LLC		5	11	69%	16
CARESPOT EXPRESS HEALTHCARE			16	100%	16
BVL PEDIATRICS		14	2	13%	16
FAST TRACK URGENT CARE CENTER - TYRONE			16	100%	16
FLORENCE J HUNT STUDENT WELLNESS CENTER - HEALTH SERVICES (ABBOTT)		16			16
MINUTECLINIC #8699		13	3	19%	16
A LILIKO'I PHARMACY LLC		15	1	6%	16
MINUTECLINIC MINUTECLINIC #8746		15	1	6%	16
CLEVELAND CLINIC FLORIDA		1	15	94%	16
ELTINGVILLE CIRCLE URGENT CARE		15	1	6%	16
CLEVELAND CLINIC			16	100%	16
MEDICINE AT LONGWOOD		16			16
PANAMA CITY VITAS HOSPICE		16			16
CAREATC INC BRANDON	1	14	1	6%	16
SOMA MEDICAL CENTER # 4		2	14	88%	16
UNIVERSITY LAB			16	100%	16
WEEMS MEMORIAL HOSPITAL		12	4	25%	16
MEDEXPRESS URGENT CARE, MOON TOWNSHIP		15	1	6%	16
MEDEXPRESS URGENT CARE LEWISBURG		15	1	6%	16
HEALTH CENTRAL HOSPITAL			16	100%	16
Lab MSMC Hialeah			16	100%	16
NOVANT HEALTH GOHEALTH URGENT CARE-HARRISBURG		8	8	50%	16
BONIFAY NURSING AND REHABILITATION CENTER			16	100%	16
CALLAWAY CLINIC		11	5	31%	16
STEINHATCHEE DRUGS		13	3	19%	16
MIDNIGHT MEDICINE			16	100%	16
LPG PULMONOLOGY-COCONUT POINT		13	3	19%	16
MILLENNIUM PHYSICIAN GRP LLC NAPLES PINE RIDGE			16	100%	16
LAKEWOOD RANCH MEDICAL CENTER CLINICAL LAB			16	100%	16
FAMILY CARE			15	100%	15
OAKMONTE VILLAGE OF DAVIE			15	100%	15
ST ANTHONY'S HOSP PATIENT CARE SERVICE			15	100%	15

# COVID-19: testing by laboratory

Data through Feb 27, 2021 verified as of Feb 28, 2021 at 09:25 AM

Data in this report are provisional and subject to change.

The numbers in the table below represent the number of Florida and non-Florida residents for whom test results were received by the Department of Health. A person can be tested by more than one laboratory and can have both positive and negative results. **Therefore, the sum of the numbers in each column will be larger than the total number of people tested.**

Reporting lab	Inconclusive	Negative	Positive	Percent positive	Total
COMMUNITY HEALTH OF SOUTH FLORIDA INC			15	100%	15
BAPTIST MEDICAL CENTER EAST		11	4	27%	15
TELEVISIT MALABAR PEDIATRICS		5	10	67%	15
ENCOMPASS HEALTH REHABILITATION HOSPITAL OF PANAMA CITY		10	5	33%	15
FORT HAMILTON URGENT CARE		15			15
MI CASA DORADA ASSISTED LIVING FACILIT		15			15
BESSENT ROAD GROUP HOME		15			15
FLORIDA DEPARTMENT OF HEALTH IN HILLSBOROUGH COUNTY		1	14	93%	15
VILLAGES VA CBOC	2	11	2	13%	15
BAYCARE MEDICAL GROUP INC			15	100%	15
EAR NOSE & THROAT ASSOCIATES OF MANATEE PA		15			15
MEADOWCREST MOLECULAR DIAGNOSTICS, LLC			15	100%	15
CUSTEAD CARE CENTER HAVEN HOSPICE		12	3	20%	15
FAMILY CARE CENTER OF ARLINGTON		10	5	33%	15
WALK IN URGENT CARE			15	100%	15
TMH FSU RAPID LABORATORY		2	13	87%	15
DIATHERIX		13	2	13%	15
LAKE HOWARD HEIGHTS	1	12	2	13%	15
WEEMS MEDICAL CENTERS		10	5	33%	15
SINAI HOSPITAL OF BALTIMORE		15			15
COLLEGE POINT URGENT CARE		13	2	13%	15
UNAVAILABLE/UNKNOWN/NO INFORMATION FOUND			15	100%	15
EXPRESS FAMILY CARE LLC			15	100%	15
HOLLEY-NAVARRE MEDICAL CLINIC		5	10	67%	15
MEDEXPRESS URGENT CARE - TIMBERLAKE		14	1	7%	15
ORLANDO HEALTH		2	13	87%	15
NEWPATH DIAGNOSTICS		9	6	40%	15
MORTON PLANT MEASE			15	100%	15
PATHLINE			15	100%	15
GRAND VILLA OF ORMOND BEACH		13	2	13%	15
PALM BEACH GARDENS MEDICAL CENTER			15	100%	15
CARE NOW, INC		11	4	27%	15
STAT MEDICAL CLINIC III INC		10	5	33%	15
WINDSOR WOODS REHAB & HEALTHCARE CTR		14	1	7%	15
THE PALMS PHARMACY, INC		14	1	7%	15
CLINIC OF PEDIATRICS & GI MEDICINE INC		1	14	93%	15
MC DIAGNOSTIC OF CONNECTICUT, PC #775		14	1	7%	15
MILTON 4707		15			15
BLOUNT MEMORIAL HOSPITAL		13	2	13%	15
MINUTECLINIC, LLC, DBA MINUTECLINIC #2544		14	1	7%	15
HODGES CLUSTER		2	13	87%	15
EASTLAKE PEDIATRICS - TRINITY		15			15
MULBERRY'S MOBILE PROVIDER SERVICES LLC		1	14	93%	15
Astoria Health and Rehab		15			15
TREEHOUSE PEDIATRICS & FAMILY CARE		15			15
MINUTECLINIC DIAGNOSTIC OF MICHIGAN PC		14	1	7%	15

# COVID-19: testing by laboratory

Data through Feb 27, 2021 verified as of Feb 28, 2021 at 09:25 AM

Data in this report are provisional and subject to change.

The numbers in the table below represent the number of Florida and non-Florida residents for whom test results were received by the Department of Health. A person can be tested by more than one laboratory and can have both positive and negative results. **Therefore, the sum of the numbers in each column will be larger than the total number of people tested.**

Reporting lab	Inconclusive	Negative	Positive	Percent positive	Total
AJU GEORGE MD PA			15	100%	15
MEDLAB ASSOCIATES LLC		15			15
BOCA SIMON		2	12	86%	14
DESOTO HEALTH AND REHAB LLC		8	6	43%	14
SOUTHEASTERN UNIVERSITY INC		14			14
Belleair Healthcare Center		8	6	43%	14
BENTON HOUSE OF PORT ORANGE		8	6	43%	14
OPTIONS FOR SENIORS INC DBA PALM KREST MANOR		12	2	14%	14
TREASURE COAST URGENT CARE			14	100%	14
EPIPHANY HEALTH		8	6	43%	14
DAVITA DIALYSIS		4	10	71%	14
HUDSON VALLEY HOSPITAL CENTER LABORATORY		13	1	7%	14
COASTAL DETOX		14			14
MEDEXPRESS URGENT CARE - ROBINSON TWP, STEUBENVILLE PIKE		12	2	14%	14
MIAMI BEACH MEDICAL GROUP LLC			14	100%	14
STEWART MELBOURNE HOSPITAL, INC	1		13	93%	14
GRAND VILLA OF PINELLAS PARK		13	1	7%	14
OPIS ISLAND LAKE CENTER		13	1	7%	14
SANDALWOOD NURSING CENTER		14			14
MONTEFIORE ST LUKE'S CORNWALL HOSPITAL		10	4	29%	14
MINUTECLINIC DIAGNOSTIC OF LOUISIANA,		13	1	7%	14
SOUTHEASTERN LABORATORY			14	100%	14
NORTHWESTERN MEMORIAL HOSPITAL			14	100%	14
GRAND VILLA OF ENGLEWOOD		10	4	29%	14
PRIMARY CARE SPECIALISTS OF ORLANDO LLC		11	3	21%	14
Terrace of Jacksonville			14	100%	14
Consulate Health Care of Jacksonville			14	100%	14
ST CLOUD MEDICAL GROUP		12	2	14%	14
HEALTHFIRST ADVENT HEALTH CENTRA CARE COCOA BEACH			14	100%	14
MINUTECLINIC DIAGNOSTIC OF TN PC #6435		14			14
TALLAHASSEE PRIMARY CARE ASSOCIATES PA		12	2	14%	14
UC HEALTH UNIVERSITY HOSPITAL		11	3	21%	14
ALAN L MELOTEK MD		14			14
INDIANA STATE DEPARTMENT OF HEALTH		1	13	93%	14
ST JOSEPH HOSPITAL		13	1	7%	14
MELBOURNE FAMILY PRACTICE		12	2	14%	14
VANDERBILT UNIVERSITY MEDICAL CENTER		11	3	21%	14
RIVERSIDE COTTAGES AT THE SHORES, LLC			14	100%	14
SIGMUND LABS LLC		14			14
MEDEMERGE		13	1	7%	14
PULSE & REMEDY LLC			14	100%	14
METROPOLITAN CHARITIES INC		13	1	7%	14
POLK CHD BARTOW		13	1	7%	14
LEE MEMORIAL HEALTH SYSTEM		11	3	21%	14
HOPE HEALTHCARE		14			14
ALASKA PUBLIC HEALTH LAB		1	13	93%	14

# COVID-19: testing by laboratory

Data through Feb 27, 2021 verified as of Feb 28, 2021 at 09:25 AM

Data in this report are provisional and subject to change.

The numbers in the table below represent the number of Florida and non-Florida residents for whom test results were received by the Department of Health. A person can be tested by more than one laboratory and can have both positive and negative results. **Therefore, the sum of the numbers in each column will be larger than the total number of people tested.**

Reporting lab	Inconclusive	Negative	Positive	Percent positive	Total
The Evangelical Lutheran Good Samaritan Society		14			14
TNC WALK IN CLINIC		10	3	23%	13
FLORIDA MEDICAL CLINIC - MULTI SPECIALTY CAMPUS		4	9	69%	13
ORANGE REGIONAL MEDICAL CENTER LABORATORY		10	3	23%	13
ESCAMBIA COMMUNITY CLINIC		2	11	85%	13
PASSPORT HEALTH OF TAMPA BAY		13			13
FLORIDA MEDICAL CLINIC IM MLK		9	4	31%	13
CROSS CARE CENTER			13	100%	13
MINUTECLINIC DIAGNOSTIC OF TN, PC 374		9	4	31%	13
MAINSTREET FAMILY SELECT		1	12	92%	13
ADVANCED HEALTHCARE ASSOCIATES		13			13
HARBOR CHASE OF JACKSONVILLE			13	100%	13
CLINICAL LABORATORY SERVICES			13	100%	13
FLORIDA STATE HOSPITAL			13	100%	13
MINUTECLINIC DIAGNOSTIC OF TN, PC 6438		11	2	15%	13
VILLA OF KINGS AND QUEENS OF DELRAY		13			13
SOUTHEAST FAMILY HEALTHCARE CENTER			13	100%	13
BAYA URGENT CARE LLC		1	12	92%	13
WORLD WRESTLING ENTERTAINMENT			13	100%	13
PARROTT MEDICAL CLINIC			13	100%	13
URGENT CARE USA LLC		1	12	92%	13
HORIZON MEDICAL GROUP		11	2	15%	13
LEE MEMORIAL HEALTH SYSTEM D/B/A LEE COMMUNITY		12	1	8%	13
EAR NOSE AND THROAT ASSOCIATES OF MANATEE, P.A.		10	3	23%	13
BROOKDALE DELAND			13	100%	13
VALDOSTA FAMILY MEDICINE		1	12	92%	13
PHELPS HOSPITAL LABORATORY		11	2	15%	13
LONG ISLAND JEWISH VALLEY STREAM		12	1	8%	13
NOVALIFE MEDSPA			13	100%	13
FORT PIERCE FAMILY CARE INC		7	6	46%	13
DYNAMIC DNA LAB		1	12	92%	13
ARNOT OGDEN MEDICAL CENTER LABORATORY		13			13
IN-OFFICE LAB		12	1	8%	13
BELLEVUE HOSPITAL CENTER DEPARTMENT		13			13
INTERMOUNTAIN CENTRAL LAB		1	12	92%	13
VRL EUROFINs - HAWAII		13			13
Hackensack Umc Mountainside		12	1	8%	13
GLENBROOKE AT PALM BAY			13	100%	13
SARNO FAMILY PRACTICE		1	12	92%	13
FAMILY MEDICINE OF WESTON LLC		5	8	62%	13
COMPREHENSIVE CHILDCARE ASSOCIATES		8	5	38%	13
MINUTECLINIC DIAGNOSTIC OF TN PC #566		11	2	15%	13
COVANCE CENTRAL LABORATORY			13	100%	13
CARLOS F FUSTER MD PA		13			13
PREMIER LABORATORY SERVICES, LLC		5	8	62%	13
SHELBY COUNTY HEALTH CARE CORPORATION		10	3	23%	13

# COVID-19: testing by laboratory

Data through Feb 27, 2021 verified as of Feb 28, 2021 at 09:25 AM

Data in this report are provisional and subject to change.

The numbers in the table below represent the number of Florida and non-Florida residents for whom test results were received by the Department of Health. A person can be tested by more than one laboratory and can have both positive and negative results. **Therefore, the sum of the numbers in each column will be larger than the total number of people tested.**

Reporting lab	Inconclusive	Negative	Positive	Percent positive	Total
Sunnyside Care Center		13			13
LUCID DIAGNOSTICS LABS			13	100%	13
AVALON MEDICAL WALK IN CLINIC			13	100%	13
CAREATC			13	100%	13
ST VINCENT'S URGENT CARE		10	3	23%	13
BRYAN WHITFIELD MEMORIAL HOSPITAL		8	5	38%	13
ADVENT HEALTH - WINTER HAVEN		7	6	46%	13
VITAS HEALTHCARE CORPORATION OF FL			13	100%	13
CORAL LANDING ASSISTED LIVING		11	2	15%	13
A AND R RESEARCH GROUP LLC		10	3	23%	13
Grand Villa of Dunedin		7	6	46%	13
CORNER OAK ESTATE LLC		13			13
MIAMI BEACH MEDICAL GROUP			13	100%	13
ENCOMPASS HOME HEALTH OF THE SOUTHEAST LLC		13			13
PROHEALTH CARE ASSOCIATES MOBILE		10	3	23%	13
STATCARE URGENT & WALK IN MEDICAL CARE		11	2	15%	13
ORCHID COVE		3	10	77%	13
PARKWEST MEDICAL CENTER		11	2	15%	13
BROOKLYN HOSPITAL CENTER DOWNTOWN CAMPUS		13			13
UNIVERSITY HOSPITAL UC HEALTH		9	4	31%	13
ROCKLEDGE		3	10	77%	13
CVS MINUTE CLINIC DIAGNOSTIC OF TEXAS LLC		10	3	23%	13
YORKVILLE PEDIATRIC URGENT CARE		12			12
FHCP-PORT ORANGE		3	9	75%	12
MED TECH SERVICES OF PALM BEACH INC		12			12
IREPERTOIRE_MOL_LAB		12			12
GRAND VILLA OF BOYNTON BEACH		11	1	8%	12
MI2297090CV HOLLAND-23D2189684		12			12
ADVENTHEALTH MEDICAL GROUP		9	3	25%	12
NAPLES GREEN VILLAGE		12			12
YUSRA MEDICAL ASSOCIATES PA		9	3	25%	12
MC DIAGNOSTIC OF CONNECTICUT, PC #1960		12			12
APPLE DIAGNOSTICS LAB		5	7	58%	12
MIRACLE ALF INC		12			12
BROWARD DIALYSIS			12	100%	12
BAYFRONT MEDICAL			12	100%	12
LEE PHYSICIAN GROUP		11	1	8%	12
SUMMIT ATLANTIC SURGERY CENTER		12			12
LONGWOOD CARDIOLOGY			12	100%	12
LADY LAKE SPECIALTY CARE			12	100%	12
ADVENTHEALTH MEDICAL GROUP PEDIATRICS AT		2	10	83%	12
OHIO STATE UNIVERSITY MEDICAL CENTER			12	100%	12
LABCORP		6	6	50%	12
WOODLAND TOWERS		6	6	50%	12
GNT ASSOCIATES		11	1	8%	12
TLC FAMILY CARE HOME INC		12			12

# COVID-19: testing by laboratory

Data through Feb 27, 2021 verified as of Feb 28, 2021 at 09:25 AM

Data in this report are provisional and subject to change.

The numbers in the table below represent the number of Florida and non-Florida residents for whom test results were received by the Department of Health. A person can be tested by more than one laboratory and can have both positive and negative results. **Therefore, the sum of the numbers in each column will be larger than the total number of people tested.**

Reporting lab	Inconclusive	Negative	Positive	Percent positive	Total
MC DIAGNOSTIC OF CONNECTICUT PC #459		12			12
UNIVERSITY OF MIAMI MILLER SCHOOL			12	100%	12
ST VINCENTS AMBULATORY CARE INC DBA		9	3	25%	12
CVS MINUTE CLINIC, LLC		10	2	17%	12
HAVEN HOSPICE			12	100%	12
WALGREEN		4	8	67%	12
ORMOND MEDICAL ARTS		3	9	75%	12
INNOVATIVE RESEARCH OF WEST FLORIDA		9	3	25%	12
MULBERRY CARE CENTER		7	5	42%	12
MERIDIAN AT WATERWAYS, THE		10	2	17%	12
LEON CHD		12			12
METHODIST MEDICAL CENTER		9	3	25%	12
PT&J REHAB - VILLAGE OF ROYAL PALM BEACH		12			12
EXPRESS CARE OF TAMPA BAY LLC		2	10	83%	12
VERITAS RESEARCH CORP			12	100%	12
SURGERY CENTER OF CORAL GABLES LLC,THE		10	2	17%	12
THE VILLAGES HEALTH		7	5	42%	12
BROOKDALE CITRUS			12	100%	12
BAPTIST HEALTH			12	100%	12
MADISON COUNTY HEALTH DEPARTMENT		5	7	58%	12
TMH PHYSICIAN PARTNERS - MONTICELLO		10	2	17%	12
SARASOTA - ROBERT L TAYLOR COMMUNITY CENTER		1	11	92%	12
FLORIDA DEPT OF HEALTH		4	8	67%	12
LIFE CARE OF PORT SAINT LUCIE		3	9	75%	12
COLLIER COUNTY HEALTH DEPT.		7	5	42%	12
WELLMED AT PORT ST LUCIE WEST		8	4	33%	12
GEORGE W FERGUSON MD-CONCIERGE MEDICAL SERVICES PL		11	1	8%	12
FLORIDA PRESBYTERIAN HOMES INC		11	1	8%	12
XPRESS URGENT CARE- PORT ST. LUCIE		4	8	67%	12
THE PLAZA AT PARKSQUARE		12			12
NORTHERN WESTCHESTER HOSPITAL LABORATORY		10	2	17%	12
SOMA MEDICAL CENTER, P.A.			12	100%	12
ST PETER'S UNIVERSITY HOSPITAL		9	3	25%	12
MINUTECLINIC DIAGNOSTIC OF NORTH		11	1	8%	12
MERCY MEDICAL CENTER		5	7	58%	12
AVENTURA HOSPITAL AND MEDICAL CENTER			12	100%	12
NATIONAL GENETICS INST LABCORP		4	8	67%	12
ACADIAN DIAGNOSTIC LABORATORIES		8	4	33%	12
FAMILY MEDICINE AT LONGWOOD			12	100%	12
BAPTIST PRIMARY CARE PONTE VEDRA		6	6	50%	12
MEDEXPRESS URGENT CARE - SEMINOLE SQU		10	2	17%	12
BERGEN NEW BRIDGE M		11	1	8%	12
CVS TN5639POCT FARRAGUT		10	2	17%	12
MINUTECLINIC DIAGNOSTIC OF TN, PC 4992		12			12
GRAND VILLA OF DEL RAY WEST		11	1	8%	12
MEDEXPRESS URGENT CARE-ALTOONA		10	2	17%	12



# COVID-19: testing by laboratory

Data through Feb 27, 2021 verified as of Feb 28, 2021 at 09:25 AM

Data in this report are provisional and subject to change.

The numbers in the table below represent the number of Florida and non-Florida residents for whom test results were received by the Department of Health. A person can be tested by more than one laboratory and can have both positive and negative results. **Therefore, the sum of the numbers in each column will be larger than the total number of people tested.**

Reporting lab	Inconclusive	Negative	Positive	Percent positive	Total
LAB UNKNOWN		1	11	92%	12
SUWANNEE COUNTY JAIL		11	1	8%	12
CARENOW URGENT CARE-WEST END		7	5	42%	12
ADVENTHEALTH MEDICAL GROUP CARE CLINIC AT		8	4	33%	12
BIG BEND HOSPICE INC		12			12
WACO HHSSURGEWACO	1	10	1	8%	12
MED LABS DIAGNOSTICS		7	5	42%	12
PANCARE HEALTH - WEWA ELEMENTARY			12	100%	12
GLEN OAKS HEALTH AND REHABILITATION CENTER			12	100%	12
Lehigh Acres Health and Rehabilitation			11	100%	11
DMH STEINHATCHEE FAMILY MEDICINE		8	3	27%	11
MONTEFIORE MEDICAL CENTER LABORATORIES - WEILER		7	4	36%	11
STATCARE URGENT AND WALK-IN MEDICAL CA		10	1	9%	11
MINUTECLINIC, LLC #4230		9	2	18%	11
WELLMED AT SOUTH PARSONS		9	2	18%	11
THE TERRACE OF SAINT CLOUD		9	2	18%	11
NIGHT LITE PEDIATRICS CENTER, LLC		1	10	91%	11
BRONSON FIRE DEPARTMENT		11			11
CULINARY INSTITUTE OF AMERICA STUDENT	3	8			11
SEMOREAN FAMILY HEALTH LLC		10	1	9%	11
MEDICAL CENTER AFFILIATES WEST PALM			11	100%	11
MEDEXPRESS URGENT CARE- MARYLAND		10	1	9%	11
FLORIDA HOSPITAL PHYSICIAN GROUP		3	8	73%	11
St. Annes Nursing Center, St. Annes Residence, Inc.		11			11
UMHC/SYLVESTER AT KENDALL		1	10	91%	11
AZALEA HEALTH		2	9	82%	11
GAMMA DIAGNOSTIC LAB LLC			11	100%	11
UNIVERSITY CENTRA CARE		10	1	9%	11
AIM LABORATORIES			11	100%	11
BIOTECH CLINICAL LABORATORIES, INC.		1	10	91%	11
MORTON PLANT NORTH BAY HOSPITAL			11	100%	11
ADVENTIST HEALTH SYSTEM FLORIDA DEPT OF HEALTH		7	4	36%	11
MOUNT DORA PEDIATRICS		9	2	18%	11
FIRST CHOICE PEDIATRICS WINTER SPRINGS		10	1	9%	11
GENESIS		7	4	36%	11
IGENEX INC		11			11
BREVARD HEALTH ALLIANCE INC		10	1	9%	11
TROPICANA		5	6	55%	11
SEBRING PEDIATRICS LLC			11	100%	11
CARINGTON MANOR		11			11
MEYER PEDIATRICS CHTD		11			11
ELITE HOME HEALTH SERVICES		11			11
WANTAGH URGENT CARE		8	3	27%	11
CVS MINUTE CLINIC DIAGNOSTIC PA		9	2	18%	11
RUSSELL MEDICAL CENTER		10	1	9%	11
GADSDEN REGIONAL MEDICAL CENTER		11			11

# COVID-19: testing by laboratory

Data through Feb 27, 2021 verified as of Feb 28, 2021 at 09:25 AM

Data in this report are provisional and subject to change.

The numbers in the table below represent the number of Florida and non-Florida residents for whom test results were received by the Department of Health. A person can be tested by more than one laboratory and can have both positive and negative results. **Therefore, the sum of the numbers in each column will be larger than the total number of people tested.**

Reporting lab	Inconclusive	Negative	Positive	Percent positive	Total
FAMILY PRACTICE ON THE GO		6	5	45%	11
JOHN W NORRIS III MD PA	1		10	91%	11
ORLANDO ORTHOPAEDIC OUTPATIENT SURGERY CENTER LLC		8	3	27%	11
LIFE'S SPECIAL MOMENTS INC		11			11
RIVERSIDE MEDICAL GROUP		10	1	9%	11
PALM BEACH PATHOLOGY		9	2	18%	11
NORTH OKALOOSA PHYSICIAN GROUP		10	1	9%	11
VIRTUA WEST JERSEY HOSPITAL VOORHEES		9	2	18%	11
WINTER PARK CARE AND REHABILITATION			11	100%	11
MEDEXPRESS URGENT CARE - MONROE		11			11
FAMILY MEDICINE AT HUNTERS CREEK		11			11
CARE FAST MURABELLA		7	4	36%	11
ILLINOIS DEPT OF PUBLIC HEALTH LAB - SPRINGFIELD			11	100%	11
SAMARITAN MEDICAL CENTER		11			11
MINUTE CLINIC		1	10	91%	11
TELEVISIT PALM BAY FAMILY PRACTICE		9	2	18%	11
CVS NC3516POCT WINSTON SALEM		9	2	18%	11
MEDICAL PAVILION CLINIC		2	9	82%	11
MINUTECLINIC DIAGNOSTIC OF TN PC #320		10	1	9%	11
PRIMECARE AT PORT ORANGE			11	100%	11
PINELLAS COUNTY HEALTH DEPARTMENT		2	9	82%	11
GRAND VILLA OF LARGO		9	2	18%	11
ALCOVE ASSISTED LIVING FACILITY		11			11
PRIMECARE ACQUISITION FAMILY PRACTICE INC		11			11
SENIOR HOME CARE INC		11			11
WATSON HEALTHCARE		8	3	27%	11
LEHIGH VALLEY HOSPITAL		3	8	73%	11
HUNTINGTON URGENT CARE		10	1	9%	11
CARLOS PORTU MD, PLLC			11	100%	11
CITY OF CLEARWATER EMPLOYEE HEALTH CENTER		3	8	73%	11
MHHS All Lab Subsection		11			11
45TH 1		11			11
Solaris Healthcare Pensacola			11	100%	11
St Joseph's Hospital & Medical Center		10	1	9%	11
REDMED CLINIC OF ARLINGTON		10	1	9%	11
Rosewood Healthcare and Rehabilitation Center		5	6	55%	11
MEDEXPRESS URGENT CARE - PANTOPS		9	1	10%	10
MEDEXPRESS URGENT CARE - LAFAYETTE		9	1	10%	10
FRUITVILLE URGENT CARE			10	100%	10
PERSONAL PEDIATRICS PA		7	3	30%	10
MOSOLF PEDIATRICS			10	100%	10
MEDEXPRESS URGENT CARE - SALEM		6	4	40%	10
STATEN ISLAND UNIVERSITY HOSPITAL SEGUINE AVE		9	1	10%	10
ISLAND COAST PEDIATRICS IN-HOUSE LAB		10			10
NIGHT OWL PEDIATRICS URGENT CARE			10	100%	10
BRIDGE DIAGNOSTICS			10	100%	10

# COVID-19: testing by laboratory

Data through Feb 27, 2021 verified as of Feb 28, 2021 at 09:25 AM

Data in this report are provisional and subject to change.

The numbers in the table below represent the number of Florida and non-Florida residents for whom test results were received by the Department of Health. A person can be tested by more than one laboratory and can have both positive and negative results. **Therefore, the sum of the numbers in each column will be larger than the total number of people tested.**

Reporting lab	Inconclusive	Negative	Positive	Percent positive	Total
ONEIDA HEALTHCARE CENTER		8	2	20%	10
MISSOURI DEPARTMENT OF HEALTH AND SENIOR SERVICES			10	100%	10
PLYMOUTH HARBOR INCORPORATED		9	1	10%	10
MINUTECLINIC DIAGNOSTIC OF NEW MEXICO		10			10
MEDICAL LABORATORY DIAGNOSTICS			10	100%	10
PBC PREMIER FAMILY HEALTH			10	100%	10
MEDEXPRESS URGENT CARE PARKERSBURG		8	2	20%	10
MAIMONIDES MEDICAL CENTER		7	3	30%	10
KIMBERLY J HENDERSON MD PC		9	1	10%	10
VETERNANS ADMINISTRATION			10	100%	10
Maury Regional Hospital		6	4	40%	10
PHASE2 LABS	2	6	2	20%	10
ESTATES MEDICAL CENTER INC			10	100%	10
MINUTECLINIC DIAGNOSTIC OF RHODE ISLAND		7	3	30%	10
CARROLL GARDENS URGENT CARE		10			10
BROWARD HEALTH CARE			10	100%	10
ACCESS PHARMACY		10			10
RHODE ISLAND DEPARTMENT OF HEALTH			10	100%	10
HNL LAB MEDICINE		7	3	30%	10
URGENT CARE CENTER AT PINNACLE		4	6	60%	10
RED MOUNTAIN DIAGNOSTICS		10			10
KIDSWOOD PEDIATRICS CORP		3	7	70%	10
ARBORS OF GULF BREEZE, THE		8	2	20%	10
MAINSTREET FAMILY CARE			10	100%	10
PPD - IXLAYER		9	1	10%	10
LUXOR SCIENTIFIC LLC		1	9	90%	10
CORONA PATHOLOGY		10			10
MINUTECLINIC DIAGNOSTIC OF TN PC #6415		9	1	10%	10
AMBRY GENETICS CORPORATION		10			10
EMERALD COAST HOSPICE - CRESTVIEW		10			10
BELLE GLADES HEALTH CLINIC			10	100%	10
RIVERWOOD CENTER,THE			10	100%	10
COMMUNITY HEALTH CENTER		2	8	80%	10
SUPERIOR RESIDENCES OF CLERMONT		2	8	80%	10
Westchester General Hospital			10	100%	10
CROSSROADS URGENT CARE, PLLC		10			10
MINUTE CLINIC LLC #5733		10			10
CVS MINUTE CLINIC DIAGNOSTIC MED GRP OF CA		10			10
TENNESSEE DEPARTMENT OF HEALTH (TDH) - CENTRAL LABORATORY		2	8	80%	10
BOCA RATON REGIONAL HOSPITAL LAB			10	100%	10
CREATIVE TESTING SOLUTIONS		3	7	70%	10
RICHMOND UNIVERSITY MEDICAL CENTER		8	2	20%	10
NOT INDICATED		1	9	90%	10
FLEMING ISLAND CENTER FOR CLINICAL RESEARCH		10			10
OPTIMAL CARE PEDIATRICS			10	100%	10
PRORENATA LABS		2	8	80%	10

# COVID-19: testing by laboratory

Data through Feb 27, 2021 verified as of Feb 28, 2021 at 09:25 AM

Data in this report are provisional and subject to change.

The numbers in the table below represent the number of Florida and non-Florida residents for whom test results were received by the Department of Health. A person can be tested by more than one laboratory and can have both positive and negative results. **Therefore, the sum of the numbers in each column will be larger than the total number of people tested.**

Reporting lab	Inconclusive	Negative	Positive	Percent positive	Total
VITALANT		1	9	90%	10
URGENT CARE OF NEW YORK		10			10
JOHNS HOPKINS MEDICAL LABORATORIES		1	9	90%	10
VASCONCELLO COHEN MD PA		9	1	10%	10
VENICE GREEN VILLAGE		3	7	70%	10
MOLECULAR PATHOLOGY LABORATORY			10	100%	10
LAKE BALDWIN CBOC		9	1	10%	10
ASSOCIATES MD CYPRESS CREEK			10	100%	10
CONSULATE HEALTH CARE OF PENSACOLA			10	100%	10
MC DIAGNOSTIC OF CONNECTICUT, PC # 257		9	1	10%	10
MEDEXPRESS URGENT CARE-KATY		7	3	30%	10
CBC LAB		3	7	70%	10
SOMA MEDICAL CENTER, PA #4 FLORIDA MANGO			10	100%	10
BLOCK NATION CHASE		4	6	60%	10
HIGH TOWER ALF LLC		9	1	10%	10
HEALTH NETWORK LABORATORIES		6	4	40%	10
NEW JERSEY DEPARTMENT OF HEALTH COMMUNICABLE DISEASE SERVICE		3	7	70%	10
MEDEXPRESS URGENT CARE CHARLESTON		6	4	40%	10
AMERICAN HOUSE FORT MYERS		10			10
NORTON HEALTHCARE			10	100%	10
DES PLAINES CLINICAL LAB		3	7	70%	10
CARENOW URGENT CARE - EAST NASHVILLE		8	2	20%	10
CVA MINUTE CLINIC DIAGNOSTIC OF VIRGINIA, LLC		10			10
PANCARE HEALTH - VERNON ELEMENTARY			10	100%	10
ADVENTIST HEALTH SYSTEM		9	1	10%	10
MEDEX REGIONAL LABORATORIES LLC		1	9	90%	10
BROOKDALE PANAMA CITY		9	1	10%	10
RPC@HODGES		2	8	80%	10
MINUTECLINIC DIAGNOSTIC OF PA, LLC (1036)		8	2	20%	10
BAYFRONT FAMILY HEALTH CENTER			10	100%	10
MONROE COUNTY HOSPITAL		7	3	30%	10
Hialeah Nursing And Rehabilitation Center		6	4	40%	10
ALABAMA DEPARTMENT OF PUBLIC HEALTH		1	9	90%	10
BEAUMONT LABORATORY			10	100%	10
HCR MANORCARE		10			10
URGENT CARE & FAMILY PRACTICE CENTER			10	100%	10
METHODIST HOSPITAL			10	100%	10
BAYONET POINT HOSPITAL			10	100%	10
MEDLABS DIAGNOSTICS		8	2	20%	10
FLORIDA DEPARTMENT OF HEALTH WASHINGTON COUNTY		5	5	50%	10
SAVANNAH MANOR ASSISTED LIVING COMMUNITY			10	100%	10
MEDEXPRESS URGENT CARE - CHRISTIANBURG		7	3	30%	10
MEDEXPRESS URGENT CARE - WINCHESTER GATEWAY		8	2	20%	10
CVS NC187POCT CHARLOTTE		10			10
LAKE NONA MEDICAL SERVICES		3	7	70%	10
CVS MINUTE CLINIC DIAGNOSTIC OF WISCONSIN		10			10

# COVID-19: testing by laboratory

Data through Feb 27, 2021 verified as of Feb 28, 2021 at 09:25 AM

Data in this report are provisional and subject to change.

The numbers in the table below represent the number of Florida and non-Florida residents for whom test results were received by the Department of Health. A person can be tested by more than one laboratory and can have both positive and negative results. **Therefore, the sum of the numbers in each column will be larger than the total number of people tested.**

Reporting lab	Inconclusive	Negative	Positive	Percent positive	Total
KIDSVILLE PEDIATRICS			10	100%	10
APPALACHIAN REGIONAL HEALTHCARE SYSTEM		10			10
OCCUPATIONAL HEALTH CENTERS OF THE SOUTHWEST PA		9	1	10%	10
DOC PAM PA		9	1	10%	10
ASHRAF MEDICAL GROUP PLLC DBA PULSE M		9	1	10%	10
PHYSICIANS REGIONAL MEDICAL CTR - COLLIER BLVD			10	100%	10
ACCESS HOME HEALTH OF FLORIDA LLC		10			10
MAGNOLIA MANOR			9	100%	9
CLAYMED OF NORTH FLORIDA			9	100%	9
Manor Care of Dunedin		6	3	33%	9
THE MARY IMOGENE BASSETT HOSPITAL		9			9
MINUTECLINIC DIAGNOSTIC OF OKLAHOMA		7	2	22%	9
ORLANDO HEALTH PHYSICIAN ASSOCIATES		4	5	56%	9
ROSEMONT GARDENS INC		9			9
PATEL MEDICAL VENTURES		8	1	11%	9
DELRAY BEACH FACIAL PLASTIC SURGERY		9			9
FLORIDA MEDICAL CL ODOM TPA		4	5	56%	9
MINUTE CLINIC DIAGNOSTIC OF SC, LLC #42		8	1	11%	9
WESTCHESTER GENERAL HOSPITAL BLOOD GAS LAB			9	100%	9
MINUTECLINIC DIAGNOSTIC OF TN PC #6363		8	1	11%	9
HAWTHORNE INN OF LAKE LAND		9			9
FOX FAMILY PRACTICE		9			9
NORTHSHORE UNIVERSITY HEALTHSYSTEM EVANSTON HOSPITAL LAB			9	100%	9
MEDEXPRESS URGENT CARE MONACA		9			9
CITY OF OCALA EMPLOYEE HEALTH AND WELLNESS CENTER		7	2	22%	9
FAMILY HEALTH CENTER AT PORT ST JOHN		4	5	56%	9
NEMOURS CHILDREN'S PRIMARY CARE VERO BEACH			9	100%	9
LABORATORY MEDICINE CONSULTANTS-LMC PA		9			9
NIGHT LITE PEDIATRICS CENTER		1	8	89%	9
BAYFRONT HEALTH ST PETERSBURG		8	1	11%	9
ADVENT HEALTH - FOUR CORNERS ER		8	1	11%	9
MINUTECLINIC DIAGNOSTIC OF MINNESOTA		9			9
Signature Healthcare of Ormond		9			9
GLADES COUNTY DETENTION CENTER			9	100%	9
PRIME MEDICAL CARE, LLC		9			9
PINELLAS PARK FIRE DEPARTMENT		9			9
OPTUM SILVER LAKES			9	100%	9
BAPTIST PEDIATRICS		6	3	33%	9
NORTHWEST FLORIDA COMMUNITY HOSPITAL LABORATORY		8	1	11%	9
AVALON FAMILY RESORT ASSISTED LIVING LLC		9			9
MICHIGAN DEPARTMENT OF COMMUNITY HEALTH		1	8	89%	9
UCARE			9	100%	9
LAKEVIEW HEALTH SYSTEMS			9	100%	9
WADSWORTH CENTER - DAVID AXELROD INSTITUTE		8	1	11%	9
MIDMICHIGAN MEDICAL CENTER			9	100%	9
CVS NY491POCT JACKSON HEIGHTS		9			9

# COVID-19: testing by laboratory

Data through Feb 27, 2021 verified as of Feb 28, 2021 at 09:25 AM

Data in this report are provisional and subject to change.

The numbers in the table below represent the number of Florida and non-Florida residents for whom test results were received by the Department of Health. A person can be tested by more than one laboratory and can have both positive and negative results. **Therefore, the sum of the numbers in each column will be larger than the total number of people tested.**

Reporting lab	Inconclusive	Negative	Positive	Percent positive	Total
ORLANDO ORTHOPAEDIC OUTPATIENT SURGERY CENTER		5	4	44%	9
REMISE OCCUPATIONAL HEALTH SOLUTIONS INC			9	100%	9
CVS MINUTE CLINIC DIAGNOSTIC OF TN #6044		8	1	11%	9
ASSOCIATES IN MEDICINE		7	2	22%	9
COLLIER HMA PHYSICIAN MANAGEMENT, LLC		1	8	89%	9
MINUTECLINIC, LLC, #4160		6	3	33%	9
BERRYHILL MANOR		9			9
FLORIDA MENTOR		7	2	22%	9
ENCOMPASS HOME HEALTH OF THE SOUTHEAST LLC		9			9
HEALTH MED HOME CARE, LLC		9			9
CVS PHARMACY NO 274		9			9
CLEVELAND TENNESSEE HOSPITAL COMPANY		8	1	11%	9
WINDSOR OF SAN PABLO, THE		6	3	33%	9
NEW HAMPSHIRE DEPARTMENT OF HEALTH AND HUMAN SERVICES		3	6	67%	9
AFC URGENT CARE - CEDAR GROVE		9			9
CHILDREN'S HEALTH CENTER INC.		7	2	22%	9
CHILDREN'S HEALTHCARE OF ATLANTA/EGLESTON		9			9
MEDEXPRESS URGENT CARE - BENTON HARBOR		9			9
CHEMISYS LABORATORIES		1	8	89%	9
CVS MINUTE CLINIC DIAGNOSTIC OF TEXAS, LLC		9			9
FAMILY PRACTICE OF DAVIE INC			9	100%	9
ANY LAB TEST NOW INC			9	100%	9
ORANGE PARK PEDIATRIC ASSOCIATES		1	8	89%	9
ORLANDO MEDICAL CENTER PL		1	8	89%	9
UNIVERSITY MEDICAL CENTER		8	1	11%	9
Casa Mora Rehabilitation & Extended Care		9			9
OUR HOME AT BEACON HILL			9	100%	9
PEACHTREE IMMEDIATE CARE			9	100%	9
CITY OF NAPLES FIRE RESCUE		7	2	22%	9
Consulate Health Care of Brandon		7	2	22%	9
CARENOW URGENT CARE-MT JULIET		8	1	11%	9
BROWNE MEDICAL		7	2	22%	9
CVS M08590POCT KANSAS CITY		5	4	44%	9
ROSECASTLE			9	100%	9
GULF COAST MEDICAL GROUP		2	7	78%	9
PRECISION GENETICS			9	100%	9
LOREY ALF		9			9
EMERGENCY MEDICAL CENTER		3	6	67%	9
ALACHUA			9	100%	9
NATURE COAST REGIONAL MEDICAL CENTER			9	100%	9
BRENNITY AT VERO BEACH, THE			9	100%	9
OMNI			9	100%	9
INSPIRED LIVING AT PALM BAY		7	2	22%	9
GCPM MANUAL MICROBIOLOGY		1	8	89%	9
SAMARITAN HOSPITAL LABORATORY		8	1	11%	9
MINUTECLINIC, LLC #4682		5	4	44%	9

# COVID-19: testing by laboratory

Data through Feb 27, 2021 verified as of Feb 28, 2021 at 09:25 AM

Data in this report are provisional and subject to change.

The numbers in the table below represent the number of Florida and non-Florida residents for whom test results were received by the Department of Health. A person can be tested by more than one laboratory and can have both positive and negative results. **Therefore, the sum of the numbers in each column will be larger than the total number of people tested.**

Reporting lab	Inconclusive	Negative	Positive	Percent positive	Total
CVS NC7047POCT DURHAM		9			9
MINUTECLINIC, LLC, DBA MINUTECLINIC #6106		7	2	22%	9
BUENA VIDA ESTATES			9	100%	9
WINDSOR OF GAINESVILLE		9			9
CVS HEALTH, #3396		9			9
COLLIER BLVD HMA PHYSICIAN MANAGEMENT,, LLC			9	100%	9
ST JUDE LABORATORIES		7	2	22%	9
CARENOW URGENT CARE-HERMITAGE		5	4	44%	9
RIVERVIEW REGIONAL MEDICAL CENTER		7	2	22%	9
WESTPAC LABS INC	1		8	89%	9
LAKE NONA MEDICAL SERVICE LLC		9			9
PEDIATRIC HEALTH CARE ALLIANCE			9	100%	9
PALM BAY URGENT CARE PL		1	8	89%	9
MOBILE RESPONSE DIAGNOSTICS LLC		8	1	11%	9
VILLAGE PLACE HEALTH AND REHAB		9			9
MINUTE CLINIC LLC #1448		8	1	11%	9
CVS MINUTE CLINIC DIAGNOSTIC		8	1	11%	9
LAB UNKNOW		6	2	25%	8
ARTHREX MEDICAL CENTER EAST		4	4	50%	8
SYLVESTER AT PLANTATION LABORATORY		7	1	13%	8
MEDEXPRESS URGENT CARE-LATROBE		8			8
ALLEGRO - TAMPA	1	4	3	38%	8
KEY TRAINING CENTER			8	100%	8
MED & CO INVESTMENT LLC		7	1	13%	8
SOUTH FLORIDA BAPTIST HOSPITAL			8	100%	8
UNIVERSITY HOSPITALS OF CLEVELAND		4	4	50%	8
WELLIGENT		1	7	88%	8
WALK-IN MEDICAL CARE			8	100%	8
MEDEXPRESS URGENT CARE - FORT WORTH S		7	1	13%	8
PALM BEACH COUNTY HEALTH DEPARTMENT LABORATORY			8	100%	8
HARBORCHASE OF DR PHILLIPS		7	1	13%	8
CIAN DIAGNOSTICS			8	100%	8
WHITE SANDS OUTPATIENT SERVICES (WSOP SERVICES LLC		8			8
MINUTE CLINIC DIAGNOSTIC OF SOUTH CAROLINA		6	2	25%	8
MEDEXPRESS URGENT CARE - WASHINGTON		6	2	25%	8
DOH JACKSONVILLE CENTRAL LABORATORY		3	5	63%	8
GRAND AVE PHARMACY		1	7	88%	8
FHCP-ORANGE CITY			8	100%	8
BARTON PARKER OD PC		8			8
DOCTOR'S IN HOUSE LAB			8	100%	8
LIFE CARE CITRUS COUNTY			8	100%	8
RAYMOND BASRI MD		8			8
BIOTECH PHARMACEUTICAL GROUP LLC			8	100%	8
SOUTHEASTERN PEDIATRIC ASSOCIATES			8	100%	8
PALM BEACH CDH - DELRAY BEACH			8	100%	8
DR PHILLIPS MEDICAL WELLNESS CENTER		8			8

# COVID-19: testing by laboratory

Data through Feb 27, 2021 verified as of Feb 28, 2021 at 09:25 AM

Data in this report are provisional and subject to change.

The numbers in the table below represent the number of Florida and non-Florida residents for whom test results were received by the Department of Health. A person can be tested by more than one laboratory and can have both positive and negative results. **Therefore, the sum of the numbers in each column will be larger than the total number of people tested.**

Reporting lab	Inconclusive	Negative	Positive	Percent positive	Total
VAIL VALLEY MEDICAL CENTER			8	100%	8
CONSULATE HEALTH CARE		7	1	13%	8
ABC PEDIATRICS OF PORT ST LUCIE		8			8
CARE ATC - CITY OF BOYNTON BEACH	1	2	5	63%	8
MINUTECLINIC DIAGNOSTIC OF TN PC #386		7	1	13%	8
West Gate Village, LLC		8			8
VIGILINT HEALTHCARE		5	3	38%	8
MONTEFIORE NYACK HOSPITAL AFFILIATED LABORATORY		8			8
MEDEXPRESS URGENT CARE - BEECH GROVE		7	1	13%	8
FHPG_EXP CARE W HILLSBOROUGH			8	100%	8
TRUE HEALTH		5	3	38%	8
LEMOYNE COLLEGE WELLNESS CENTER FOR		8			8
WALGREENS #04618		7	1	13%	8
MINUTECLINIC DIAGNOSTIC OF NEW JERSEY, LLC # 7069		8			8
ANYLABTEST NOW		2	6	75%	8
CVS NC2357POCT HUNTERSVILLE		7	1	13%	8
MEDICANA NURSING AND REHAB CENTER			8	100%	8
ST VINCENT'S ST CLAIR		5	3	38%	8
LEE COMMUNITY HEALTHCARE INC CAPE CORAL		8			8
LAKE CONWAY URGENT CARE LLC		2	6	75%	8
JOHN T MATHER MEMORIAL HOSPITAL LABORATORY		7	1	13%	8
MINUTECLINIC, LLC, MINUTECLINIC #7637		6	2	25%	8
PACIFICA SUNRISE			8	100%	8
GOLISANO CHILDREN'S HOSPITAL OF SOUTHWEST FLORIDA		6	2	25%	8
ADVANCED RESEARCH FOR HEALTH IMPROVEMENT		6	2	25%	8
MINUTECLINIC DIAGNOSTIC OF ILLINOIS LL		8			8
BAPTIST OUTPATIENT			8	100%	8
ST CHARLES HOSPITAL LABORATORY		8			8
HOLY NAME MEDICAL CENTER	1	6	1	13%	8
CAN COMMUNITY HEALTH, INC		8			8
FOUNTAINVIEW BY FIVE STAR QUALITY CARE		7	1	13%	8
MINUTECLINIC, LLC #244		7	1	13%	8
ADVENT HEALTH MEDICAL GROUP FAMILY AND INTERNAL MEDICINE AT AVALON PAR		7	1	13%	8
CVS MINUTE CLINIC DIAGNOSTIC PA #3060		7	1	13%	8
X-GENE MOLECULAR LABS		1	7	88%	8
LAKE CO SCHOOLS EMPLOYEE HEALTH & WELLNESS CENTER	1	6	1	13%	8
MINUTECLINIC DIAGNOSTIC OF TN PC #242		5	3	38%	8
INTEGRATED FAMILY MEDICAL CENTER			8	100%	8
FAST PACE MEDICAL CLINIC PLLC		6	2	25%	8
SURGOINSVILLE PHARMACY		8			8
CVS MINUTE CLINIC DIAGNOSTIC OF VIRGINIA		8			8
ARCHBOLD MEMORIAL HOSPITAL/LAB		3	5	63%	8
SEA LEVEL LABS			8	100%	8
CVS HEALTH MINUTE CLINIC		1	7	88%	8
CVS NC7588POCT ASHEVILLE		6	2	25%	8
FLORIDA HEART AND VASCULAR MULTISPECIALTY GROUP		8			8



# COVID-19: testing by laboratory

Data through Feb 27, 2021 verified as of Feb 28, 2021 at 09:25 AM

Data in this report are provisional and subject to change.

The numbers in the table below represent the number of Florida and non-Florida residents for whom test results were received by the Department of Health. A person can be tested by more than one laboratory and can have both positive and negative results. **Therefore, the sum of the numbers in each column will be larger than the total number of people tested.**

Reporting lab	Inconclusive	Negative	Positive	Percent positive	Total
BEAUMONT EMERGENCY CENTER			8	100%	8
MID-HUDSON VALLEY DIVISION OF WESTCHESTER MEDICAL		8			8
Sunset Lake Health and Rehabilitation Center		8			8
GENEUS DIAGNOSTICS			8	100%	8
DORAL URGENT CARE			8	100%	8
ALACHUA COUNTY HEALTH DEPARTMENT		1	7	88%	8
MINUTE-CLINIC DIAGNOSTIC OF VIRGINIA		7	1	13%	8
DOH-TAMPA BRANCH LABORATORY (MLK BLVD)		4	4	50%	8
ALLINA HEALTH - ABBOTT NORTHWESTERN HOSPITAL		5	3	38%	8
MEDEXPRESS URGENT CARE - SWANSEA, N ILLINOIS ST		7	1	13%	8
CLEARWATER PEDIATRIC CARE		1	7	88%	8
Fouraker Hills Rehab and Nursing			8	100%	8
MEDEXPRESS URGENT CARE, BUTLER		5	3	38%	8
PUTNAM FAMILY CARE INC		3	5	63%	8
NORTHSIDE HOSPITAL		2	6	75%	8
MINUTECLINIC LLC (1435)		7	1	13%	8
MINUTECLINIC DIAGNOSTIC OF SC, LLC #2		7	1	13%	8
FG RAPID RESULTS LLC		2	6	75%	8
THOMAS JEFFERSON UNIVERSITY HOSPITAL		4	4	50%	8
MONTEFIORE MEDICAL CENTER LABORATORIES - NORTH		8			8
DAVID LAWRENCE CENTER INC		7	1	13%	8
JX REF LAB			8	100%	8
NASCAR EVENT MANAGEMENT, LLC		8			8
INTERNAL MEDICINE ASSOCIATES OF JACKSON HOSPITAL			8	100%	8
ROBERT WOOD JOHNSON HOSPITAL		7	1	13%	8
CVS TN5601POCT LENOIR CITY		8			8
ORMOND BEACH CENTRA CARE			8	100%	8
ILLINOIS DEPARTMENT OF PUBLIC HEALTH			8	100%	8
GENE STREET LABORATORIES, LLC		6	2	25%	8
ATLANTIC CONSOLIDATED LABORATORY		8			8
DOCTOR'S IN-HOUSE LAB/COMMUNITY HEALTH CENTERS OF PINELLAS - CLEARWATE			8	100%	8
BENSONHURST URGENT CARE		8			8
LAKELAND REGIONAL HEALTH GRASSLANDS		7	1	13%	8
OKLAHOMA STATE DEPARTMENT OF HEALTH-PUBLIC HEALTH LABORATORY			8	100%	8
THE WOLFF CENTER FOR CHILD & ADOLESCENT HEALTH			8	100%	8
NITIN BAWA PROFESSIONAL ASSOCIATES			8	100%	8
MINUTECLINIC DIAGNOSTIC OF TN PC #5671		5	3	38%	8
MINUTE CLINIC LLC #10203		6	2	25%	8
HEALTHPARK MEDICAL CTR NURSING SVC		8			8
URGENT TEAM MANAGEMENT OF TENNESSEE		7	1	13%	8
CVS MINUTE CLINIC DIAGNOSTIC OF NEW JERSEY		8			8
ST JOSEPH WOMENS HOSPITAL			8	100%	8
BLOOMING GARDENS OF CARE INC		8			8
VETERANS AFFAIRS MEDICAL CENTER - OUTPATIENT			8	100%	8
Nashville Central Laboratory		8			8
IU HEALTH PATHOLOGY		1	7	88%	8

# COVID-19: testing by laboratory

Data through Feb 27, 2021 verified as of Feb 28, 2021 at 09:25 AM

Data in this report are provisional and subject to change.

The numbers in the table below represent the number of Florida and non-Florida residents for whom test results were received by the Department of Health. A person can be tested by more than one laboratory and can have both positive and negative results. **Therefore, the sum of the numbers in each column will be larger than the total number of people tested.**

Reporting lab	Inconclusive	Negative	Positive	Percent positive	Total
HEALTHMARK REGIONAL HOSPITAL LAB		4	4	50%	8
FLORIDA HOSPITAL WINTER PARK		7	1	13%	8
CARENOW URGENT CARE-GREEN HILLS		8			8
LANE PEDIATRICS PA			8	100%	8
EXECUTIVE MEDICAL SERVICES		8			8
FLORIDA CLINICAL LAB		1	7	88%	8
MAGNOLIA PEDIATRICS GROUP LLC			8	100%	8
HUNTINGTON VILLAGE URGENT CARE		8			8
JACKSON CLINIC PA,THE		4	4	50%	8
KEY WEST URGENT CARE, INC		3	5	63%	8
WATERFORD AT CREEKSIDE, THE			8	100%	8
SOMA MEDICAL CENTER MD PA #7 PEDIATRICS			8	100%	8
LIFELINK TISSUE BANK D/B/A LIFELINK TISSUE BANK		7	1	13%	8
ST CLOUD PHYSICIAN MANAGMENT LLC		7	1	13%	8
APEX HOME HEALTH CARE		7	1	13%	8
DEPARTMENT OF HEALTH- CITRUS COUNTY		1	7	88%	8
Avalon Healthcare and Rehabilitation Center			8	100%	8
PENSACOLA CLUSTER			8	100%	8
ALBION COLLEGE (ABBOTT)		8			8
NEW YORK PRESBYTERIAN - LOWER MANHATTAN		8			8
PUTNAM COUNTY EMERGENCY RESCUE SERVICE		5	3	38%	8
DOTHAN PEDIATRIC CLINIC			8	100%	8
MEDEXPRESS ELKINS		8			8
ST. JOSEPH HOSPITAL AND HEALTH CARE INC.			8	100%	8
URGENT MEDICAL CENTER INC		2	6	75%	8
INTERNAL MEDICINE AND AESTHETICS OF NAPLES LLC		8			8
COLUMBIA MEMORIAL HOSPITAL		8			8
MINUTECLINIC, LLC #1470		8			8
CIGNA ONSITE HEALTH LLC		2	6	75%	8
MINUTECLINIC INCORPORATE, LLC		6	2	25%	8
STPET		6	2	25%	8
CARENOW URGENT CARE-SOUTHLAKE			7	100%	7
MINUTECLINIC DIAGNOSTIC OF TEXAS LLC		6	1	14%	7
LEPE'S HOUSE			7	100%	7
MEDEXPRESS URGENT CARE - HOT SPRINGS		7			7
MINUTECLINIC DIAGNOSTICS OF IND, LLC		7			7
SOUTH COM HEALTH CLINIC, DEPT. OF THE ARMY		7			7
URGENT CARE OF LONGWOOD			7	100%	7
Florida Clinical Laboratory		1	6	86%	7
LAKE PEDIATRICS			7	100%	7
KEYSTONE PLACE AT NAPLES PRESERVE		4	3	43%	7
GENTRY PARK ORLANDO ASSISTED LIVING		6	1	14%	7
PENINSULA CARE AND REHABILITATION CENTER			7	100%	7
EXPRESS TEST			7	100%	7
MINUTECLINIC, LLC #1586		5	2	29%	7
FLORIDA CANCER SPECIALISTS & RESEARCH INSTITUTE		6	1	14%	7

# COVID-19: testing by laboratory

Data through Feb 27, 2021 verified as of Feb 28, 2021 at 09:25 AM

Data in this report are provisional and subject to change.

The numbers in the table below represent the number of Florida and non-Florida residents for whom test results were received by the Department of Health. A person can be tested by more than one laboratory and can have both positive and negative results. **Therefore, the sum of the numbers in each column will be larger than the total number of people tested.**

Reporting lab	Inconclusive	Negative	Positive	Percent positive	Total
CARENOW URGENT CARE-MADISON		7			7
MEDEXPRESS URGENT CARE-DUBOIS		7			7
ELLIS HOSPITAL LABORATORY		6	1	14%	7
ST. CLOUD PHARMACY AND WELLNESS CENTER		3	4	57%	7
IRL MARKET LAB			7	100%	7
LIZS ADULT CARE		7			7
GULF COAST PEDIATRICS OF SARASOTA PA		1	6	86%	7
ST CLOUD COMPOUNDING PHARMACY & WELLNESS CENTER		7			7
DALLAS COUNTY HEALTH AND HUMAN SERVICES			7	100%	7
PEDIATRICS OF CENTRAL FLORIDA		5	2	29%	7
DELIVER MY MEDS CORP		7			7
CVS NJ617POCT CEDAR GROVE		6	1	14%	7
VERMONT DEPARTMENT OF HEALTH		1	6	86%	7
CVS NC4165POCT BREVARD		5	2	29%	7
NEMOURS CHILDREN'S HOSPITAL			7	100%	7
PANCARE HEALTH - HOSFORD SCHOOL			7	100%	7
DOCTOR'S IN-HOUSE LAB/COMMUNITY HEALTH CENTERS OF PINELLAS -PINELLAS P			7	100%	7
SCHOOL OF PHARMACY AND PHARMACEUTICAL		7			7
GRACE WELLNESS CENTER LLC		6	1	14%	7
EMBRY-RIDDLE AERONAUTICAL UNIVERSITY HEALTH			7	100%	7
MINUTE CLINIC DIAGNOSTIC OF TEXAS, LLC		7			7
FAMILY MEDICINE MEDICAL DRIVE		7			7
HOLY GARDEN ALF, INC.		7			7
NORTHDALE REHABILITATION CENTER			7	100%	7
CARESOUTH HHA HOLDINGS OF TALLAHASSEE LLC		7			7
NOVANT HEALTH INPATIENT CARE		2	5	71%	7
HEARTLAND PEDIATRICS OF LAKE PLACID			7	100%	7
FLORIDA HOSPITAL KISSIMMEE		4	3	43%	7
BROOKDALE LAKE ORIENTA			7	100%	7
MINUTECLINIC DIAG OF IND, LLC #2387		6	1	14%	7
RICH STREET GROUP HOME			7	100%	7
ACCENTCARE		7			7
LMH SKILLED NURSING UNIT		7			7
CVS PA6902POCT BRYN MAWR		5	2	29%	7
PASSPORT HEALTH			7	100%	7
WILDLIGHT LAB			7	100%	7
GRAND VILLA OF PALM COAST		7			7
SOMA MEDICAL CENTER PA #4			7	100%	7
LEE COUNTY HEALTH DEPARTMENT		4	3	43%	7
NORTH FLORIDA MEDICAL CENTERS INC		1	6	86%	7
RIVER OAKS TREATMENT CENTER			7	100%	7
HEALTH CARE LABORATORY SERVICES		1	6	86%	7
MINUTE CLINIC LLC #4017		7			7
COMMUNITY MEDICAL AND DENTAL CARE INC		7			7
FLORIDA DIGESTIVE AND LIVER SPECIALIST		7			7
FLORIDA HOSPITAL APOPKA		6	1	14%	7

# COVID-19: testing by laboratory

Data through Feb 27, 2021 verified as of Feb 28, 2021 at 09:25 AM

Data in this report are provisional and subject to change.

The numbers in the table below represent the number of Florida and non-Florida residents for whom test results were received by the Department of Health. A person can be tested by more than one laboratory and can have both positive and negative results. **Therefore, the sum of the numbers in each column will be larger than the total number of people tested.**

Reporting lab	Inconclusive	Negative	Positive	Percent positive	Total
DOCTORS CLINICAL LABORATORY, INC		5	2	29%	7
ST VINCENT'S CHILTON		5	2	29%	7
EP LTC PHARMACY		5	2	29%	7
ABBEY MANOR RETIREMENT RESIDENCE INC		7			7
MEDEXPRESS URGENT CARE - STAUNTON		3	4	57%	7
CAPRONA GROUP HOME		1	6	86%	7
AVON PARK PEDIATRICS			7	100%	7
MINUTECLINIC DIAGNOSTIC OF VIRGINIA		7			7
BLOOMINGDALE PEDIATRIC ASSOCIATES PA			7	100%	7
WESTERN NEW YORK IMMEDIATE MEDICAL CAR		7			7
CAYUGA COUNTY HEALTH DEPARTMENT		6	1	14%	7
UF HEALTH			7	100%	7
FLORIDA CENTER FOR DERMATOLOGY LABORATORY			7	100%	7
ENCOMPASS HEALTH REHABILITATION OF SEA PINES		7			7
PENN MEDICINE PRINCETON MEDICAL CENTER		6	1	14%	7
MINUTECLINIC DIAGNOSTIC OF NORTH CAROLINA, PC		6	1	14%	7
ECLRS		2	5	71%	7
HEALTH AND WELLNESS CENTER		1	6	86%	7
MINUTE CLINIC LLC #2775		7			7
MANATEE PEDIATRICS			7	100%	7
MEDEXPRESS URGENT CARE - FAYETTEVILLE		5	2	29%	7
PBC FOUND CARE INC			7	100%	7
MERCY HEALTH—MUSKEGON		6	1	14%	7
ORLANDO FAMILY PHYSICIANS			7	100%	7
Ocoee Health Care Center		7			7
LONG ISLAND JEWISH FOREST HILLS HOSPITAL		7			7
Parkside Villa		7			7
MINUTECLINIC, LLC #03965		7			7
VICTORIAN MANOR		2	5	71%	7
ADVENT HEALTH APOPKA		3	4	57%	7
OCALA FAMILY MEDICAL CENTER		7			7
CVS PHARMACY #8800		5	2	29%	7
UHEALTH UNIVERSITY OF MIAMI			7	100%	7
JUPITER ISLAND PUBLIC SAFETY		5	2	29%	7
BALTIMORE CITY HEALTH DEPT COMMUNICABLE DISEASES AND EPIDEMIOLOGY			7	100%	7
CVS TX8321POCT MCKINNEY		7			7
CLAY PRIMARY & FAMILY CARE LLC			7	100%	7
SOUTH FLORIDA ENT ASSOCIATES, INC			7	100%	7
LAWTON CHILES HEALTH CENTER		1	6	86%	7
MEDEXPRESS URGENT CARE - MAPLE DRIVE		7			7
CVS CA9165POCT SAN DIEGO		7			7
ORLANDO FAMILY MEDICAL INC		7			7
MEDEXPRESS URGENT CARE, JOHNSTOWN		6	1	14%	7
MINUTECLINIC #2860		5	2	29%	7
NORTHERN DUTCHESS HOSPITAL LABORATORY		5	2	29%	7
MEDEXPRESS URGENT CARE - STATE COLLEGE		5	2	29%	7

# COVID-19: testing by laboratory

Data through Feb 27, 2021 verified as of Feb 28, 2021 at 09:25 AM

Data in this report are provisional and subject to change.

The numbers in the table below represent the number of Florida and non-Florida residents for whom test results were received by the Department of Health. A person can be tested by more than one laboratory and can have both positive and negative results. **Therefore, the sum of the numbers in each column will be larger than the total number of people tested.**

Reporting lab	Inconclusive	Negative	Positive	Percent positive	Total
LONGWOOD PEDIATRICS LLC			7	100%	7
MC DIAGNOSTIC OF CONNECTICUT, PC #1966		7			7
PALM POINT BEHAVIORAL HEALTH		7			7
CVS MINUTE CLINIC DIAGNOSTIC OF TEXAS,LLC		5	2	29%	7
NYU WINTHROP HOSPITAL PATHOLOGY		7			7
SONORA QUEST LABORATORIES			7	100%	7
PERSONAL PHYSICIAN CARE PA			7	100%	7
KENDALL REGIONAL MEDICAL CNTR			7	100%	7
ORLANDO ORTHOPAEDIC CENTER		5	2	29%	7
PEDIATRICS URGENT CARE, LLC			7	100%	7
LYNMOORE,THE		7			7
OPTUM PRIMARY CARE - FOUNTAIN OAKS		3	4	57%	7
BOCA BIOLISTICS LLC			7	100%	7
MODMD LABORATORY		7			7
MINUTECLINIC DIAGNOSTIC OF TN PC #643		5	2	29%	7
UNIVERSITY OF WASHINGTON MEDICAL CENTER			7	100%	7
MINUTECLINIC DIAGNOSTIC OF NEW JERSEY,		6	1	14%	7
CARENOW URGENT CARE-DONELSON		5	2	29%	7
TRUE HEALTH DIAGNOSTICS		1	6	86%	7
DYNAMIC HEALTH CENTERS INC		3	4	57%	7
Thermopolis Rehabilitation Wellness		7			7
Baptist Village Retirement Communities		7			7
SUPERIOR RESIDENCES AT CALA HILLS		7			7
WYOMING COUNTY COMMUNITY HOSPITAL LABORATORY		7			7
NORTH PINELLAS CHILDRENS MEDICAL CENTER INC			7	100%	7
KANSAS DEPARTMENT OF HEALTH		2	5	71%	7
EL PARAISO HOME INC		7			7
MIAMI COMPREHENSIVE MEDICINE GROUP PA		4	3	43%	7
BAYCARE MEDICAL GROUP		1	6	86%	7
QUE		4	3	43%	7
CURATIVE		1	6	86%	7
BRADENTON PHYSICIANS MEDICAL CENTER			7	100%	7
FLORIDA SCHOOL FOR THE DEAF AND THE BLIND			7	100%	7
CVS OH2543POCT CANFIELD		5	2	29%	7
ST LUKES ROOSEVELT LABORATORY		7			7
NEMOURS CHILDREN'S URGENT			7	100%	7
EDWARD S BENNETT MD PLLC		7			7
ATMORE NURSING CENTER		6	1	14%	7
MINUTE CLINIC LLC #5706		6	1	14%	7
DIAGNOSTIC CLINIC		6	1	14%	7
DO THAN WEST FAMILY MEDICINE		5	2	29%	7
MINUTECLINIC DIAGNOSTIC OF MAINE, LLC		5	2	29%	7
SIMEDHEALTH LLC		2	5	71%	7
MIAMI BEACH COMMUNITY HEALTH CENTER INC			7	100%	7
FHMG_FM AND IM AVALON PARK		2	5	71%	7
JOHNS HOPKINS ALL CHILDRENS			7	100%	7

# COVID-19: testing by laboratory

Data through Feb 27, 2021 verified as of Feb 28, 2021 at 09:25 AM

Data in this report are provisional and subject to change.

The numbers in the table below represent the number of Florida and non-Florida residents for whom test results were received by the Department of Health. A person can be tested by more than one laboratory and can have both positive and negative results. **Therefore, the sum of the numbers in each column will be larger than the total number of people tested.**

Reporting lab	Inconclusive	Negative	Positive	Percent positive	Total
OSWEGO HOSPITAL LABORATORY		6	1	14%	7
ASCENSION ST VINCENT'S CLAY COUNTY			6	100%	6
DOCTORS EXPRESS OF ST PETERSBURG			6	100%	6
MERCY COLLEGE HEALTH OFFICE		6			6
LRHS Southeastern University		4	2	33%	6
Northwell Lab		2	4	67%	6
CVS TX4397POCT CYPRESS		6			6
MEDICAL CENTER AT OCEAN REEF		1	5	83%	6
CRESTWOOD MEDICAL CENTER		4	2	33%	6
SMH PHYSICIAN SERVICES INC		6			6
MINUTECLINIC DIAGNOSTIC OF SC, LLC #7		4	2	33%	6
AARK LABORATORY		6			6
ENTRUST IMMEDIATE CARE			6	100%	6
BROWARD COUNTY HEALTH DEPT.			6	100%	6
MARSHALL MEDICAL CENTER SOUTH LAB		5	1	17%	6
BOCA VIPEDIATRICS			6	100%	6
FLORIDA DEPARTMENT OF HEALTH IN MIAMI DADE COUNTY		5	1	17%	6
HOLLY HILL HOME INFUSION SERVICE		5	1	17%	6
URGENT TEAM - HUNTSVILLE		5	1	17%	6
TEXAS MEDCLINIC			6	100%	6
CVS SC7556POCT WEST COLUMBIA		6			6
CAPITAL HEALTH PLAN LABORATORIES			6	100%	6
PREMIUM HEALTH CARE			6	100%	6
PALM HARBOR DERMATOLOGY		4	2	33%	6
URGENT CARE HOUSECALLS PA		5	1	17%	6
MINUTECLINIC DIAGNOSTIC OF OHIO #7790		4	2	33%	6
BETHESDA COMMUNITY HEALTH CENTER			6	100%	6
MEDEXPRESS URGENT CARE-PETERS TWP		5	1	17%	6
MINUTE CLINIC DIAGNOSTIC OF MICHIGAN PC		6			6
ELITE MD GROUP INC		2	4	67%	6
NORTHEAST ALABAMA REGIONAL MEDICAL CENTER		3	3	50%	6
RIVER CITY PRIMARY AND URGENT CARE			6	100%	6
NORTHSIDE HOSPITAL ATLANTA		3	3	50%	6
CAMELLIA AT DEERWOOD		2	4	67%	6
ETHOS LABORATORIES		6			6
MEDEXPRESS URGENT CARE - CULPEPER		6			6
SANDGATE GARDENS REHAB & NURSING CENTER		3	3	50%	6
MD NOW MEDICAL CENTER			6	100%	6
PARTNERS PHARMACY OF FLORIDA LLC		6			6
UNILAB OF DADE INC			6	100%	6
SUFFRIDGE DRIVE GROUP HOME		6			6
MEDEXPRESS URGENT CARE - BATTLE CREEK		4	2	33%	6
MEDEXPRESS URGENT CARE - BLUEFIELD		5	1	17%	6
PATHGROUP LABS, LLC		4	2	33%	6
CAPE CORAL URGENT CARE		3	3	50%	6
LEWIS COUNTY MANOR		6			6

# COVID-19: testing by laboratory

Data through Feb 27, 2021 verified as of Feb 28, 2021 at 09:25 AM

Data in this report are provisional and subject to change.

The numbers in the table below represent the number of Florida and non-Florida residents for whom test results were received by the Department of Health. A person can be tested by more than one laboratory and can have both positive and negative results. **Therefore, the sum of the numbers in each column will be larger than the total number of people tested.**

Reporting lab	Inconclusive	Negative	Positive	Percent positive	Total
SV DIAGNOSTIC LAB			6	100%	6
SUMTER COUNTY HEALTH DEPARTMENT		1	5	83%	6
MIAMI RESCUE MISSION CLINIC INC			6	100%	6
FLORIDA PREMIER MEDICAL CARE PA			6	100%	6
ENIGMA DIAGNOSTIC, INC.			6	100%	6
UT MEMPHIS UNIVERSITY HEALTH SERVICES			6	100%	6
TAMPA URGENT CARE			6	100%	6
FAMILY TREE PRIMARY CARE		5	1	17%	6
URGENT TEAM - MUSCLE SHOALS		6			6
VIERA PEDIATRICS		1	5	83%	6
SAINT PETER'S UNIVERSITY HOSPITAL		6			6
Signature Healthcare of Savannah		6			6
FAMILY CARE MEDICAL CENTER			6	100%	6
MEDEXPRESS URGENT CARE-PITTSFIELD		6			6
CVS MINUTE CLINIC DIAG OF IND, LLC #6549		6			6
UNIVERSITY OF MIAMI MILLER SCHOOL OF MEDICINE			6	100%	6
MEDEXPRESS URGENT CARE - MIDLOTHIAN		6			6
MEDEXPRESS URGENT CARE - MT LEBANON		4	2	33%	6
LUMADOC HEALTH		4	2	33%	6
CONCENTRA			6	100%	6
PANCARE HEALTH - KATE SMITH ELEMENTARY		1	5	83%	6
AMERICAN HEALTH ASSOC. LABORATORY SOUTH		4	2	33%	6
GRACE REHABILITATION CENTER OF VERO BEACH		4	2	33%	6
LISTENING DOCTOR PLLC, THE		1	5	83%	6
NEOGENOMICS LABORATORIES, INC		6			6
MINUTE CLINIC DIAG OF IND LLC #8674		6			6
MINUTECLINIC DIAGNOSTIC OF GEORGIA, LL		5	1	17%	6
CURATIVE CARE CENTER INC		1	5	83%	6
PALMETTO HEALTH ALLIANCE		3	3	50%	6
SIGNATURE HEALTHCARE OF MIDDLEBURG		6			6
MINUTECLINIC MINUTECLINIC #8505		4	2	33%	6
MEDEXPRESS URGENT CARE - CLARKSBURG		6			6
CVS NC6402POCT DAVIDSON		4	2	33%	6
PLEASANTVILLE OF SEBASTIAN LLC			6	100%	6
CVS NC5591POCT STATESVILLE		5	1	17%	6
TERENCE B MITCHELL MD, INC		2	4	67%	6
AVANTE AT ORMOND BEACH INC			6	100%	6
VIBRANT AMERICA		4	2	33%	6
CDRX INFUSION			6	100%	6
YAZJI PEDIATRIC CARE LLC DBA TUKA PEDIATRICS			6	100%	6
MINUTE CLINIC DIAGNOSTIC OF PENNSYLVANIA		6			6
THE WINDSOR OF OCALA		2	4	67%	6
FLORIDA KEYS CONCIERGE MEDICINE, LLC		6			6
Contrastate Medical Center		5	1	17%	6
MC DIAGNOSTIC OF CONNECTICUT , PC # 3		4	2	33%	6
PHYSICIANS FOR CHILDREN			6	100%	6

# COVID-19: testing by laboratory

Data through Feb 27, 2021 verified as of Feb 28, 2021 at 09:25 AM

Data in this report are provisional and subject to change.

The numbers in the table below represent the number of Florida and non-Florida residents for whom test results were received by the Department of Health. A person can be tested by more than one laboratory and can have both positive and negative results. **Therefore, the sum of the numbers in each column will be larger than the total number of people tested.**

Reporting lab	Inconclusive	Negative	Positive	Percent positive	Total
MINUTECLINIC, LLC, DBA MINUTECLINIC #6		6			6
MINUTE CLINIC INCORPORATE		6			6
FIRST COAST CARDIOVASCULAR INSTITUTE PA			6	100%	6
MINUTECLINIC MINUTECLINIC #4977		4	2	33%	6
OAK HARBOR ASSISTED LIVING FACILITY		4	2	33%	6
CVS MINUTE CLINIC DIAGNOSTIC MED GRP OF SAN		4	2	33%	6
MEDEXPRESS URGENT CARE - IRVING		6			6
HUNTERS CREEK PEDIATRICS		6			6
INTERNAL MEDICINE LIPID AND WELNNES PRACTICE			6	100%	6
BAYSIDE LABORATORIES INC		6			6
QUICK CARE MED WALK IN AND URGENT CARE			6	100%	6
MC DIAGNOSTIC OF CONNECTICUT, PC #1043		6			6
FRESENIUS KIDNEY CARE DUNEDIN			6	100%	6
BROWARD TRANSITIONAL CENTER			6	100%	6
BETH ISRAEL DEACONESS MEDICAL CENTER			6	100%	6
MINUTECLINIC, LLC #03268		5	1	17%	6
THE PALMS REHABILITATION AND HEALTHCARE CENTER		5	1	17%	6
MEDEXPRESS URGENT CARE - HUNTINGTON WE		6			6
PROHEALTH MED		1	5	83%	6
TIMBER CREEK PEDIATRICS		6			6
MEDEXPRESS URGENT CARE - RICHMOND, NINE MILE RD		5	1	17%	6
DANIEL M LIBBY MD PLLC		6			6
BAYSHORE POINTE NURSING AND REHAB CENTER			6	100%	6
CVS NATIONAL HARBOR MD2297714CV		6			6
PEDIATRICS IN BREVARD-COCOA BEACH		2	4	67%	6
Kroger 673 - The Little Clinic Dallas		5	1	17%	6
VITAS HEALTH INC			6	100%	6
MINUTECLINIC, LLC #1492		6			6
TAMIAMI LAB MILLENIUM			6	100%	6
WG WINDSOR WOODS SH LLC		6			6
PM PEDIATRICS		6			6
EASTERN FLORIDA STATE COLLEGE - PALM BAY CAMPUS			6	100%	6
NORTH FLORIDA PEDIATRICS JASPER			6	100%	6
CVS DC134OPOCT WASHINGTON		6			6
ST. LUCIE COUNTY HEALTH DEPARTMENT		4	2	33%	6
THE CLINIC PREMISE HEALTH			6	100%	6
INTERVENTIONAL REHABILITATION OF SOUTH FLORIDA			6	100%	6
UNILAB		2	4	67%	6
SUNRISE SENIOR LIVING OF JACKSONVILLE			6	100%	6
Lenox on the Lake			6	100%	6
CAREWELL 301 - WARWICK			6	100%	6
MEDEXPRESS URGENT CARE - TARENTUM		5	1	17%	6
MINUTECLINIC, LLC #05038		6			6
PR HEALTH		1	5	83%	6
TERRACINA LLC		1	5	83%	6
UT SOUTHWESTERN MEDICAL CENTER			6	100%	6



# COVID-19: testing by laboratory

Data through Feb 27, 2021 verified as of Feb 28, 2021 at 09:25 AM

Data in this report are provisional and subject to change.

The numbers in the table below represent the number of Florida and non-Florida residents for whom test results were received by the Department of Health. A person can be tested by more than one laboratory and can have both positive and negative results. **Therefore, the sum of the numbers in each column will be larger than the total number of people tested.**

Reporting lab	Inconclusive	Negative	Positive	Percent positive	Total
WELLMED AT BRANDON REGIONAL		5	1	17%	6
MINUTE-CLINIC DIAGNOSTIC OF VIRGINIA, LLC #2003		5	1	17%	6
MINUTE CLINIC DIAGNOSTIC OF TN PC #64		6			6
SOUTHEASTERN DERMATOLOGY GROUP PA		5	1	17%	6
AMERICAN EAGLE LEESBURG AL LLC DBA VISTA LAKE			6	100%	6
CHILDREN'S HOSPITAL OF PHILADELPHIA		5	1	17%	6
CITYMD		1	5	83%	6
MINUTECLINIC DIAG OF IND LLC #6998		5	1	17%	6
LAKEVIEW TERRACE HOME HEALTH SERVICES LLC			6	100%	6
DR. PHILLIPS MEDICAL WELLNESS CENTER		3	3	50%	6
GLEN FALLS HOSPITAL DEPARTMENT OF PATHOLOGY		6			6
ST. PETERSBURG PEDIATRICS			6	100%	6
CHAPTERS HEALTH HOSPICE		6			6
DIXITKUMAR N MODI MD PA			6	100%	6
MINUTECLINIC DIAGNOSTIC OF VIRGINIA, LLC #255		6			6
LOUISIANA DEPT OF HEALTH			6	100%	6
CITIZENS BAPTIST MEDICAL CENTERS LAB		5	1	17%	6
PUBLIC HEALTH LAB		6			6
MEDEXPRESS URGENT CARE - ELM GROVE		5	1	17%	6
RANDOLPH DIABETES AND WELLNESS		5	1	17%	6
BAYCARE ALLIANT HOSPITAL			6	100%	6
DEPARTMENT OF HEALTH AND HUMAN SERVICES STATE OF NEW HAMPSHIRE			6	100%	6
CVS MINUTE CLINIC, LLC #22		5	1	17%	6
XPRESS URGENT CARE LLC		6			6
PRESBYTERIAN HOME		6			6
FLORIDA MEDICAL SPECIALISTS		2	4	67%	6
FLORIDA WOMAN CARE LABORATORY			6	100%	6
MINUTECLINIC DIAGNOSTIC OF NORTH CAROLINA PC #5341		4	2	33%	6
WIREGRASS MEDICAL CENTER			6	100%	6
WATAUGA MEDICAL CENTER		4	2	33%	6
JERSEY SHORE MEDICAL CENTER		6			6
BROOKDALE CLERMONT			6	100%	6
CVS NV3210POCT LAS VEGAS		6			6
ARLINGTON OF NAPLES		6			6
ATLANTIC COMMUNITY HIGH SCHOOL		5	1	17%	6
MINUTE-CLINIC DIAGNOSTIC OF VIRGINIA, LLC #794		5	1	17%	6
FLORIDA DEPARTMENT OF HEALTH IN SARASOTA COUNTY		5	1	17%	6
GREENVILLE MEMORIAL HOSPITAL LAB			5	100%	5
MINUTECLINIC, LLC, DBA MINUTECLINIC #2		5			5
SEASIDE MANOR			5	100%	5
CLINICAL CARE ASSOCIATES			5	100%	5
ADVANCED URGENT CARE OF MARATHON		1	4	80%	5
PEDIATRICS OF ALTAMONTE		5			5
MINUTE CLINIC DIAGNOSTIC OF NORTH CAROLINA		5			5
COMPUNET CLINICAL LAB			5	100%	5
WHITE WILSON MEDICAL CENTER - FWB		1	4	80%	5

# COVID-19: testing by laboratory

Data through Feb 27, 2021 verified as of Feb 28, 2021 at 09:25 AM

Data in this report are provisional and subject to change.

The numbers in the table below represent the number of Florida and non-Florida residents for whom test results were received by the Department of Health. A person can be tested by more than one laboratory and can have both positive and negative results. **Therefore, the sum of the numbers in each column will be larger than the total number of people tested.**

Reporting lab	Inconclusive	Negative	Positive	Percent positive	Total
CVS NC3319POCT CHARLOTTE		4	1	20%	5
PHYSICIANS IMMEDIATE CARE ELGIN			5	100%	5
MINUTECLINIC DIAGNOSTIC OF NEVADA #87		3	2	40%	5
PM PEDIATRICS OF SELDEN		3	2	40%	5
UPMC HEALTH SYSTEM		4	1	20%	5
LAFAYETTE NURSING AND REHAB			5	100%	5
AHC Decatur County		5			5
JOE DIMAGGIO CHILDREN'S HOSPITAL		1	4	80%	5
MEDEXPRESS URGENT CARE PORT HURON		4	1	20%	5
AMERICAN MEDICAL RESPONSE - DENVER		2	3	60%	5
Enterprise Health and Rehabilitation Center		5			5
AUGUSTA HEALTH			5	100%	5
TANNER MEDICAL CENTER EAST AL		5			5
FOUNDCARE, INC			5	100%	5
LAKE NONA PEDIATRICS IN ASSOCIATION WITH NEMOURS		5			5
QUINTON MEMORIAL HEALTH CARE CENTER		5			5
AHF PUBLIC HEALTH LABORATORY			5	100%	5
MCR HEALTH LAWTON CHILES ADMINISTRATION STE A		1	4	80%	5
LEE COMMUNITY HEALTHCARE INC NORTH FORT MYERS		5			5
MAXHEALTH		4	1	20%	5
GENESIS FAMILY PRACTICE		3	2	40%	5
CAREPOINT CLINIC		5			5
Kroger 099 - The Little Clinic Fort Collins		5			5
DIAGNOSTECHS		4	1	20%	5
Kroger 449 - The Little Clinic Mountain Park		4	1	20%	5
UNIVERSITY OF CHICAGO MEDICAL CENTER LAB			5	100%	5
MEASE CONTINUING CARE		3	2	40%	5
BOROPARK URGENT CARE		4	1	20%	5
OCCMED SOLUTIONS		2	3	60%	5
CARENOW URGENT CARE - CENTRAL AUSTIN		1	4	80%	5
DISCOVERY VILLAGE AT STUART		2	3	60%	5
MINUTECLINIC, LLC #1431		4	1	20%	5
MEDEXPRESS - COLLINSVILLE BELT LINE		3	2	40%	5
MEDICAL CENTER OF BLOUNTSTOWN			5	100%	5
HERNANDO PASCO HOSPICE INC		4	1	20%	5
OMNICARE PHARMACY OF TEXAS 1, LP DBA OMNICARE		5			5
FHPG FAMILY MEDICAL CENTER OF TAMPA BAY		1	4	80%	5
MEDEXPRESS URGENT CARE - WILLIAMSPORT		4	1	20%	5
OCHSNER MEDICAL CENTER			5	100%	5
LPG PEDIATRICS AT CAPE CORAL		5			5
LIFEPLUS HEALTHCARE GROUP INC		5			5
FLEET LANDING			5	100%	5
CVS PA233POCT NEWTOWN SQUARE		5			5
ADVICE FOR OPTIMAL WELLNESS		2	3	60%	5
MINUTECLINIC DIAGNOSTIC OF PENNSYLVANIA, LLD #1545		5			5
INFECTION CONTROL/ EMPHEALTH		3	2	40%	5

# COVID-19: testing by laboratory

Data through Feb 27, 2021 verified as of Feb 28, 2021 at 09:25 AM

Data in this report are provisional and subject to change.

The numbers in the table below represent the number of Florida and non-Florida residents for whom test results were received by the Department of Health. A person can be tested by more than one laboratory and can have both positive and negative results. **Therefore, the sum of the numbers in each column will be larger than the total number of people tested.**

Reporting lab	Inconclusive	Negative	Positive	Percent positive	Total
GUTHRIE MEDICAL GROUP LABORATORIES		5			5
UCF STUDENT HEALTH SERVICES LABORATORY		2	3	60%	5
SUPREME LABORATORY			5	100%	5
INTERNAL MEDICINE & PRIMARY CARE ASSOCIATES, PLC			5	100%	5
CHAMPLAIN VALLEY PHYSICIANS HOSPITAL		3	2	40%	5
ST JOHNS BIOMEDICAL LAB		5			5
PUTNAM HOSPITAL CENTER LABORATORY		5			5
FLORIDA CLINICAL LABORATORY - BIOREFERENCE LABORATORIES		2	3	60%	5
ST BARNABAS HOSPITAL		5			5
CVS IN6654POCT INDIANAPOLIS		4	1	20%	5
MINUTECLINIC, LLC #7139		5			5
UF HEALTH PATHOLOGY LABORATORIES			5	100%	5
RURAL HEALTH CARE INC			5	100%	5
PM PEDIATRICS OF BAYSIDE PLLC		5			5
SHEEPSHEAD BAY URGENT CARE		5			5
MEDEXPRESS URGENT CARE - GLENDALE		5			5
COOPER HOSPITAL/UNIVERSITY MEDICAL		5			5
BEACH HOUSE		5			5
URGENT CARE COASTAL GA			5	100%	5
KEYSTONE REHABILITATION AND HEALTH CENTER		1	4	80%	5
HILLSBOROUGH COUNTY HEALTH DEPARTMENT			5	100%	5
NU WAVE MEDICAL CENTER			5	100%	5
FLORIDA HEALTHCARE OF ORLANDO			5	100%	5
ALPHADERA LABS, LLC			5	100%	5
SUTTER TRACY COMMUNITY HOSPITAL			5	100%	5
HENDRY REGIONAL CONVENIENT CARE CENTER			5	100%	5
MINUTECLINIC DIAGNOSTIC OF TN PC #442		4	1	20%	5
FLAGLER HEALTH SERVICES INC			5	100%	5
JACKSON SOUTH COMMUNITY HOSPITAL LAB			5	100%	5
SANTOS REHABILITATION CENTER INC			5	100%	5
TULLAHOMA HMA, LLC		4	1	20%	5
PRECISION LABS LLC		2	3	60%	5
Walker BaptistMedCtr		4	1	20%	5
MD NOW MEDICAL CENTER INC			5	100%	5
KISSIMMEE VA OUTPATIENT CLINIC		5			5
ARKANSAS DEPARTMENT OF HEALTH			5	100%	5
WINTER PARK INTERNAL MEDICINE MD PA		4	1	20%	5
COMMONS AT ORLANDO LUTHERAN TOWERS SNF			5	100%	5
GOLDMAN SACHS HEALTH CENTER		5			5
NORTH SHORE HEMATOLOGY-ONCOLOGY ASSOCIATES, PC		5			5
Life Care Center of Estero			5	100%	5
MINUTECLINIC DIAGNOSTIC OF ILLINOIS		4	1	20%	5
WEST PACIFIC MEDICAL LABORATORY			5	100%	5
FLORIDA DEPARTMENT OF HEALTH SEMINOLE COUNTY		1	4	80%	5
REDMED OF CROSSTOWN		2	3	60%	5
LAKE MARY HEALTH AND REHABILITATION CENTER		1	4	80%	5

# COVID-19: testing by laboratory

Data through Feb 27, 2021 verified as of Feb 28, 2021 at 09:25 AM

Data in this report are provisional and subject to change.

The numbers in the table below represent the number of Florida and non-Florida residents for whom test results were received by the Department of Health. A person can be tested by more than one laboratory and can have both positive and negative results. **Therefore, the sum of the numbers in each column will be larger than the total number of people tested.**

Reporting lab	Inconclusive	Negative	Positive	Percent positive	Total
MEDEXPRESS URGENT CARE MURRYSVILLE		3	2	40%	5
MINNESOTA DEPARTMENT OF HEALTH PUBLIC HEALTH LABORATORY DIVISION	1		4	80%	5
RELIANT IMMUNE DIAGNOSTICS			5	100%	5
NORTH DADE NURSING AND REHABILITATION CENTER			5	100%	5
FLORIDA HOSPITAL LAKE MARY		5			5
THE UNIVERSITY OF VERMONT MEDICAL CENTER		4	1	20%	5
CYPRESS CREEK MEDICAL CENTER			5	100%	5
TESTD			5	100%	5
MEDI-DRUG INC		4	1	20%	5
DICKSON MEDICAL ASSOCIATES PC PATH LAB		4	1	20%	5
COPELAND MEDICAL CLINIC		3	2	40%	5
MINUTECLINIC DIAGNOSTIC OF TN, PC 6304		3	2	40%	5
SELECT PHYSICIANS ALLIANCE		5			5
EGL GENETICS DIAGNOSTICS			5	100%	5
GENOPTIX MEDICAL LABORATORY		4	1	20%	5
CLEVELAND CLINIC MARTIN HEALTH NURSING & RESTORATIVE		5			5
AEL KNOXVILLE			5	100%	5
Army Residence Community		5			5
BAYSHORE LABORATORY		4	1	20%	5
FLORIDA DEPARTMENT OF HEALTH - INVERNESS		3	2	40%	5
ANTHONY-BROWN PHARMACY		5			5
CVS PA2582POCT SPRINGFIELD		3	2	40%	5
REHABILITATION CENTER AT JUPITER GARDENS		5			5
ST MARYS MEDICAL CENTER			5	100%	5
ADVENTHEALTH CAR CENTER APOPKA			5	100%	5
PANCARE HEALTH - ALTHA PUBLIC			5	100%	5
CVS MINUTE CLINIC DIAGNOSTIC OF TN #3293		5			5
COVID RAPID LABS			5	100%	5
PALMS WEST HOSPITAL			5	100%	5
GRACE COMMUNITY PHARMACY			5	100%	5
CENTREX CLINICAL LABS INC		5			5
MAXCARE CLINIC			5	100%	5
LAKE COUNTY DETENTION CENTER		3	2	40%	5
ALL CHILDREN'S HOSPITAL DEPT OF GENERAL PEDIATRICS			5	100%	5
FLORIDA PRIMARY & SPECIALTY CARE		5			5
THE DOCTORS CENTER HEALTHCARE-SOUTHSIDE		1	4	80%	5
NORTHPORT MEDICAL CENTER LAB		5			5
MIAMI CANCER INSTITUTE			5	100%	5
SCIENCE CARE			5	100%	5
NOVADX		2	3	60%	5
MEDEXPRESS URGENT CARE-MUNCIE		5			5
GULF COAST VETERANS HCS PANAMA CITY OPC		5			5
LABCORP UNSPECIFIED		5			5
LEVY COUNTY SHERIFF'S DEPT			5	100%	5
ADVENTHEALTH MEDICAL GROUP PEDIATRIC & ADOLESCENT		4	1	20%	5
TALLAHASSEE MEMORIAL HEALTHCARE			5	100%	5

# COVID-19: testing by laboratory

Data through Feb 27, 2021 verified as of Feb 28, 2021 at 09:25 AM

Data in this report are provisional and subject to change.

The numbers in the table below represent the number of Florida and non-Florida residents for whom test results were received by the Department of Health. A person can be tested by more than one laboratory and can have both positive and negative results. **Therefore, the sum of the numbers in each column will be larger than the total number of people tested.**

Reporting lab	Inconclusive	Negative	Positive	Percent positive	Total
SIGNATURE URGENT CARE			5	100%	5
INDIANA STATE DEPARTMENT OF HEALTH LABORATORIES			5	100%	5
OHIO DEPARTMENT OF HEALTH			5	100%	5
MANATEE COUNTY JAIL		4	1	20%	5
DEPARTMENT OF HEALTH AND HUMAN SERVICES LANSING			5	100%	5
WHEELER LABORATORY		4	1	20%	5
LPG PRIMARY CARE AT BONITA BAY LIFESTYLE CENTER		4	1	20%	5
MOUNT SINAI BROOKLYN LABORATORY		4	1	20%	5
PATIENT FIRST - LEESBURG			5	100%	5
LABS PLUS LLC		5			5
CVS TX7827POCT ROUND ROCK		5			5
UW MEDICINE VIROLOGY LAB			5	100%	5
DAVENPORT PEDIATRICS PA		1	4	80%	5
CELEBRATION PEDIATRICS PA			5	100%	5
PRECISION DIAGNOSTICS INC - NJ		5			5
BROWNE MEDICAL LLC		3	2	40%	5
GENTLE HANDS MOBILE PHLEBOTOMY			5	100%	5
MINUTECLINIC DIAGNOSTIC MED GRP OF CA		4	1	20%	5
MEDEXPRESS URGENT CARE-NESHANNOCK TWP		4	1	20%	5
BROOKDALE NEW PORT RICHEY			5	100%	5
URGENT CARE OF ERWIN		5			5
EAST BANK HOSPITAL - UNIVERSITY OF MINNESOTA MEDICAL CENTER			5	100%	5
PREMIER FAMILY HEALTH PA			5	100%	5
SOUTHERN OCEAN MEDICAL CENTER		5			5
FRESENIUS KIDNEY CARE SOUTH ORLANDO			5	100%	5
LAKEVIEW HEALTHCARE SYSTEM LLC			5	100%	5
PEDIATRIC URGENT HEALTH CARE			5	100%	5
OPTUMCARE FLORIDA, LLC		3	2	40%	5
HAVEN HOSPICE IN CHIEFLAND			5	100%	5
AURORA UNIVERSITY WELLNESS CENTER		5			5
CARL R DARNALL ARMY MEDICAL CENTER			5	100%	5
INDIAN RIVER PRIMARY CARE PA		5			5
VEIL VALLEY MEDICAL CENTER			5	100%	5
SARASOTA MEDICAL CENTER			5	100%	5
MIAMI MEDICAL CONSULTANT PA			5	100%	5
WESTMINSTER SHORES			5	100%	5
CVS CT1123POCT SOUTHBURY		5			5
UNIVERSITY OF MIAMI / SCCC RESEARCH LABORATORY			5	100%	5
Kennedy University Hospital		5			5
GRAND VILLA OF DELRAY EAST		5			5
FINLAY		1	4	80%	5
MEDEXPRESS URGENT CARE - BECKLEY CROSS		4	1	20%	5
JOHN T MACKAY MD			5	100%	5
FORSYTH HOUSE			5	100%	5
XRL SXF REF LAB		5			5
PALM GARDEN OF SUN CITY			5	100%	5

# COVID-19: testing by laboratory

Data through Feb 27, 2021 verified as of Feb 28, 2021 at 09:25 AM

Data in this report are provisional and subject to change.

The numbers in the table below represent the number of Florida and non-Florida residents for whom test results were received by the Department of Health. A person can be tested by more than one laboratory and can have both positive and negative results. **Therefore, the sum of the numbers in each column will be larger than the total number of people tested.**

Reporting lab	Inconclusive	Negative	Positive	Percent positive	Total
PEDIATRICS OF CENTRAL FLORIDA – POINCIANA		3	2	40%	5
MINUTE CLINIC, LLC #1434		5			5
NOVANT HEALTH UVA		2	3	60%	5
DOCS URGENT CARE		1	4	80%	5
THE MEDICAL GROUP OF SOUTH FLORIDA INC		4	1	20%	5
FLORIDA PRIMARY CARE AND SPORTS MEDICINE INC		2	3	60%	5
URGENT TEAM - NASHVILLE		5			5
GOOD SAMARITAN MEDICAL CENTER			5	100%	5
WOODHULL MEDICAL AND MENTAL HEALTH CTR		5			5
UNDERGROUND FREE CLINIC		5			5
EXPICARE NURSING AGENCY, INC		5			5
WATERTOWN URGENT CARE PLLC		5			5
WAKEMED		1	4	80%	5
MID - FLORIDA PATHOLOGY LLC		1	4	80%	5
MINUTECLINIC, LLC #1796		4	1	20%	5
ST CHARLES BEND LABORATORY		4	1	20%	5
KETTERING HEALTH			5	100%	5
CVS NV408817POCT LAS VEGAS		1	4	80%	5
RIO PINAR HEALTH CARE			5	100%	5
MEDEXPRESS URGENT CARE MORGANTOWN		5			5
FRANCES WARDE MEDICAL LABORATORY		2	3	60%	5
GRAND VILLA OF SARASOTA		4	1	20%	5
COLUMBIA MEMORIAL HOSPITAL LABORATORY		5			5
INNOVATIVE COVID-DIVERSEY			5	100%	5
RIVERVIEW ALF OPERATOR LLC			5	100%	5
CVS MINUTE CLINIC DIAG OF IND LLC #5206		4	1	20%	5
SOUTH FLORIDA FAMILY HEALTH & RESEARCH CTR			5	100%	5
APOLLO GARDENS RETIREMENT RESIDENCE CARE		5			5
BAPTIST HEALTH - TOWN CENTER			5	100%	5
MONROE COUNTY FIRE RESCUE		5			5
PIEDMONT HOSPITAL LAB			5	100%	5
PINECREST PEDIATRICS GROUP LLC			5	100%	5
JUPITER CLINIC			5	100%	5
MIZELL MEMORIAL HOSPITAL			5	100%	5
DIXIE COUNTY EMERGENCY SERVICES			5	100%	5
CVS SC5479POCT INDIAN LAND		5			5
CVS OH3476POCT TIPP CITY		5			5
ABSOLUTE HEALTH		5			5
ELITE CARE			5	100%	5
CONCENTRA URGENT CARE		1	4	80%	5
MCKENZIE-WILLAMETTE MEDICAL CENTER LAB		5			5
EASTCHESTER PEDIATRIC MEDICAL GROUP		5			5
BOONE DRUG & HEALTHCARE AT DEERFIELD			5	100%	5
TRANSPLANT GENOMICS INC (EUROFINS)		5			5
JUPITER ISLAND MEDICAL CLINIC INC		5			5
LIVING WATERS MEDICAL CENTER			5	100%	5

# COVID-19: testing by laboratory

Data through Feb 27, 2021 verified as of Feb 28, 2021 at 09:25 AM

Data in this report are provisional and subject to change.

The numbers in the table below represent the number of Florida and non-Florida residents for whom test results were received by the Department of Health. A person can be tested by more than one laboratory and can have both positive and negative results. **Therefore, the sum of the numbers in each column will be larger than the total number of people tested.**

Reporting lab	Inconclusive	Negative	Positive	Percent positive	Total
URGENT MED INC		3	2	40%	5
GRAND VILLA OF MELBOURNE		3	2	40%	5
FAMILY TREE DNA			5	100%	5
RUSH UNIVERSITY MEDICAL CENTER LABORATORY			5	100%	5
PHYSICIANS URGENT CARE BERRY FARMS		4	1	20%	5
QUEST DIAGNOSTICS PSC		1	4	80%	5
WILSON PEDIATRICS			5	100%	5
CAREHERE LCS- EUSTIS			5	100%	5
HAWTHORNE HEALTH AND REHABILITATION			5	100%	5
QUALITY MEDICAL CARE			5	100%	5
PRINCIPLE HOSPICE SERVICE, LLC			5	100%	5
HELIX KH UC			5	100%	5
NELSON BIOLOGICAL			5	100%	5
MINUTECLINIC DIAGNOSTIC OF KENTUCKY		5			5
CVS NY549POCT RIDGEWOOD		2	2	50%	4
CVS IL8751POCT CHICAGO		4			4
LEON MEDICAL CENTERS, LLC			4	100%	4
CVS NJ2815POCT E BRUNSWICK		3	1	25%	4
Kroger 124 - The Little Clinic University		3	1	25%	4
PRIMECARE		2	2	50%	4
CVS MA394POCT SEEKONK		4			4
DEPARTMENT OF HEALTH AND HUMAN SERVICES		2	2	50%	4
PRL NYC PANDEMIC RESPONSE LAB			4	100%	4
MEDEXPRESS - NEWARK		4			4
Millennium Nursing & Rehab Center		4			4
CVS TN7289POCT SIGNAL MOUNTAIN		4			4
CAPITAL HEALTH LABORATORY INC			4	100%	4
CVS TX8351POCT BEAUMONT		4			4
BELLIN HEALTH LAB		1	3	75%	4
CVS GA7064POCT STOCKBRIDGE		4			4
Heartland of Boynton Beach			4	100%	4
MINUTECLINIC DIAG OF IND, LLC #6697		4			4
MINUTECLINIC DIAGNOSTIC OF NORTH CAROLINA PC #7054		3	1	25%	4
MONTANA DEPARTMENT OF PUBLIC HEALTH & HUMAN SERVICES			4	100%	4
DERMATOLOGY SPECIALISTS OF FL - DR. JON WARD			4	100%	4
HEALTHY MINORS PEDIATRIC URGENT CARE		4			4
CVS MINUTE CLINIC DIAGNOSTIC OF TEXAS		3	1	25%	4
Mill Valley Care Center		4			4
SOUTHWESTERN REGIONAL MEDICAL CENTER - TULSA		4			4
MEDEXPRESS URGENT CARE - SUMMERSVILLE, WEBSTER RD		4			4
BIOREFERENCE LABORATORIES			4	100%	4
LAKE FOREST PARK OP CO LLC		4			4
MEDEXPRESS URGENT CARE, FAIRMONT		4			4
CENTERPLACE HEALTH, INC			4	100%	4
MINUTECLINIC, DIAGNOSTIC OF TEXAS, LL		4			4
CVS MO5655POCT LIBERTY		1	3	75%	4

# COVID-19: testing by laboratory

Data through Feb 27, 2021 verified as of Feb 28, 2021 at 09:25 AM

Data in this report are provisional and subject to change.

The numbers in the table below represent the number of Florida and non-Florida residents for whom test results were received by the Department of Health. A person can be tested by more than one laboratory and can have both positive and negative results. **Therefore, the sum of the numbers in each column will be larger than the total number of people tested.**

Reporting lab	Inconclusive	Negative	Positive	Percent positive	Total
MINUTECLINIC DIAGNOSTIC OF SC, LLC #4		4			4
CVS TX7162POCT HOUSTON		4			4
FAMILY MEDICINE AT WATERMAN		4			4
CVS CA8850POCT HUNTINGTON BEACH		3	1	25%	4
MINUTECLINIC OF NEVADA-2955 S FT APACH		4			4
VITAL CARE URGENT CARE			4	100%	4
CVS TN7698POCT KNOXVILLE		4			4
MEDEXPRESS URGENT CARE - LOGAN		4			4
ADVENTHEALTH MEDICAL GROUP PEDIATRICS		1	3	75%	4
WYOMING PUBLIC HEALTH LAB			4	100%	4
BLUETAIL MEDICAL GROUP, LLC		3	1	25%	4
CVS PA813POCT RICHBORO		4			4
TMH PHYSICIAN PARTNERS SOUTHWOOD		1	3	75%	4
CVS NJ836POCT RUNNEMEDE		4			4
Metro West Nursing and Rehab			4	100%	4
ORANGE COUNTY HEALTH DEPARTMENT		2	2	50%	4
WILLIAM A HINTON STATE LABORATORY INSTITUTE		1	3	75%	4
MINUTE CLINIC DIAGNOSTIC OF VIRGINIA, LLC #7543		4			4
ARCPPOINT LABS OF FORT LAUDERDALE, FL CENTRAL		1	3	75%	4
Health Care Center of Jacksonville			4	100%	4
LPG PRIMARY CARE AT MATTHEW DRIVE		4			4
NOT GIVEN		1	3	75%	4
MEDEXPRESS URGENT CARE-PASADENA		4			4
CVS CT718POCT ANSONIA		4			4
ADVANCED PEDIATRICS OF BOCA LLC			4	100%	4
MINUTECLINIC DIAGNOSTIC OF VIRGINIA, LLC #1656		4			4
DIAGNOSTIC & MEDICAL SPECIALISTS OF GREENWICH		2	2	50%	4
CAPTAIN JAMES A. LOVELL FEDERAL HEALTHCARE CENTER			4	100%	4
ADVENT HEALTH - TUSKAWILLA		4			4
MEDICAL CENTER ENTERPRISE			4	100%	4
ROAN DRUG COMPANY LLC		4			4
COMPREHENSIVE CLINICAL RESEARCH, LLC			4	100%	4
TRIDENT BIOMETRICS		3	1	25%	4
SUMNER REGIONAL MEDICAL CENTER		3	1	25%	4
FIFTH AVENUE PEDIATRICS		3	1	25%	4
CELAL GUROL ERBAY, MD			4	100%	4
MEDEXPRESS URGENT CARE PLEASANT HILLS		3	1	25%	4
MEDEXPRESS URGENT CARE SHADYSIDE		3	1	25%	4
MAINE DEPARTMENT OF HEALTH AND HUMAN SERVICES			4	100%	4
UNIVERISTY OF MIAMI			4	100%	4
CLINICAL ASSOCIATES OF ORLANDO LLC		4			4
MINUTE CLINIC #8979		4			4
CORIZON HEALTH INC			4	100%	4
UNIVERSITY OF MIAMI STUDENT HEALTH SERVICE			4	100%	4
HAMPTON ALF AT 24TH ROAD LLC			4	100%	4
ST PETE DIRECT PRIMARY CARE		2	2	50%	4



# COVID-19: testing by laboratory

Data through Feb 27, 2021 verified as of Feb 28, 2021 at 09:25 AM

Data in this report are provisional and subject to change.

The numbers in the table below represent the number of Florida and non-Florida residents for whom test results were received by the Department of Health. A person can be tested by more than one laboratory and can have both positive and negative results. **Therefore, the sum of the numbers in each column will be larger than the total number of people tested.**

Reporting lab	Inconclusive	Negative	Positive	Percent positive	Total
CULLMAN REGIONAL URGENT CARE		3	1	25%	4
Park Ridge Nursing Center		3	1	25%	4
BAYLOR ESOTERIC AND MOLECULAR LAB			4	100%	4
MEDEXPRESS - NEW CASTLE, DUPONT HWY		4			4
MONROE COUNTY DEPT OF PUBLIC HEALTH ST		4			4
SIGNATURE CARE EMERGENCY CENTER		2	2	50%	4
WALGREENS #10972	1	3			4
PELICAN LANDING		1	3	75%	4
MINUTECLINIC DIAGNOSTIC OF OHIO #4401		4			4
WINCHESTER MEDICAL CENTER			4	100%	4
COMPASSION PEDIATRIC URGENT CARE LLC			4	100%	4
EMORY UNIVERSITY HOSPITAL		1	3	75%	4
BEECHTREE MOLECULAR LAB LLC			4	100%	4
INFINITI LABS INC			4	100%	4
SHARP MEMORIAL HOSPITAL MICROBIOLOGY DEPT			4	100%	4
ELITE MEDICAL CENTER			4	100%	4
REELFOOT FAMILY WALK IN CLINIC		3	1	25%	4
TARPON SPRINGS PEDIATRICS, LLC			4	100%	4
ELDER ALTERNATIVES INC		3	1	25%	4
PANCARE HEALTH - PONCE DE LEON			4	100%	4
THE OASIS ALF		4			4
MIAMI COMMUNITY HEALTH CENTER INC		1	3	75%	4
CVS PA1671POCT LANCASTER		4			4
MEDEXPRESS URGENT CARE - SOMERSET TOWNSHIP		4			4
CVS OH3301POCT WOODMERE		4			4
STONE CLINICAL LABORATORIES OF FL LLC		4			4
CVS TX7821POCT LEAGUE CITY		4			4
OHSU MOLECULAR MICROBIOLOGY LAB		3	1	25%	4
MAILBOX DIAGNOSTICS		2	2	50%	4
FLORIDA MEDICAL ASSOCIATES LLC			4	100%	4
CARENOW URGENT CARE - WINTER SPRINGS		3	1	25%	4
NEULIFE NEUROLOGICAL SERVICES LLC			4	100%	4
AFFINITY URGENT CARE			4	100%	4
OURMED		3	1	25%	4
CVS OH2342POCT WEST CHESTER		3	1	25%	4
EXTENDICARE HEALTH & REHAB CENTER		4			4
REFUGE A HEALING PLACE, THE			4	100%	4
CENTRAL JERSEY URGENT CARE OF EATONTOW		4			4
MINUTE CLINIC OF KANSAS PA		1	3	75%	4
CVS GA2236POCT WOODSTOCK		4			4
BARTON MEMORIAL HOSPITAL		3	1	25%	4
FAMILY MEDICAL CLINIC HOMESTEAD, LLC			4	100%	4
MINUTE CLINIC LLC # 2033		3	1	25%	4
L3HARRIS FAMILY MEDICAL CENTER			4	100%	4
ALVARO J DANGOND MD PA		4			4
CVS CA9715POCT THOUSAND OAKS		4			4

# COVID-19: testing by laboratory

Data through Feb 27, 2021 verified as of Feb 28, 2021 at 09:25 AM

Data in this report are provisional and subject to change.

The numbers in the table below represent the number of Florida and non-Florida residents for whom test results were received by the Department of Health. A person can be tested by more than one laboratory and can have both positive and negative results. **Therefore, the sum of the numbers in each column will be larger than the total number of people tested.**

Reporting lab	Inconclusive	Negative	Positive	Percent positive	Total
ACCESS RECOVERY SOLUTIONS LLC			4	100%	4
ASCENSION ST VINCENT'S MEDICAL CENTER		3	1	25%	4
NORTH OKALOOSA CLINIC CORP		1	3	75%	4
FLORIDA HOSPITAL ALTAMONTE		2	2	50%	4
MEDEXPRESS URGENT CARE - WICHITA, S SENECA ST		2	2	50%	4
MERCY URGENT CARE			4	100%	4
CAREWELL URGENT CARE			4	100%	4
MEDEXPRESS URGENT CARE - FREDERICK		4			4
AHC of Mckenzie		4			4
CVS OH3080POCT HUBER HEIGHTS		4			4
MEDEXPRESS URGENT CARE HUNTINGTON		4			4
CAREATC, INC.			4	100%	4
MEDEXPRESS URGENT CARE - SOUTH PARKERSBURG		4			4
IVY ROSEN MD PLLC		4			4
CVS MD2956POCT NEW MARKET		3	1	25%	4
Kroger 339 - The Little Clinic Highlands - Bardstown Road		4			4
FISHERMEN'S HOSPITAL			4	100%	4
OVIEDO CHILDRENS HEALTH CENTER LLC		1	3	75%	4
RHEA MEDICAL CENTER		4			4
CVS MA2297677CV BOSTON		4			4
SOUTH FLORIDA RESEARCH ORGANIZATION			4	100%	4
UF HEALTH PATHOLOGY LABORATORIES			4	100%	4
RIVER CITY MEDICAL ASSOCIATES INC			4	100%	4
MINUTECLINIC DIAGNOSTIC OF TN PC #240		4			4
Sunrise Health and Rehabilitation Center			4	100%	4
LATCHER LABORATORY OF A O FOX MEMORIAL		2	2	50%	4
MINUTE CLINIC, LLC #4650		4			4
CHILDREN'S MEDICAL GROUP		4			4
CVS TN2179POCT MURFREESBORO		4			4
Advanced Care Center			4	100%	4
MINUTECLINIC DIAGNOSTIC OF RHODE ISLAN		4			4
Bon Secours Place		3	1	25%	4
PM PEDIATRICS OF SELDEN PLLC		4			4
NEMOURS CHILDREN'S CLINIC			4	100%	4
SOUTH FLORIDA PEDIATRIC PARTNERS			4	100%	4
MEDEXPRESS URGENT CARE - YORK		1	3	75%	4
GEORGE E WEEMS MEMORIAL HOSPITAL LAB		3	1	25%	4
BIOTEST PLASMA CENTER		4			4
SIGNATURE CARE MONTROSE		2	2	50%	4
THE RETREAT AT PORT ORANGE			4	100%	4
MINUTE CLINIC DIAGNOSTIC MED GRP		3	1	25%	4
MINUTECLINIC DIANOSTIC OF VIRGINA, LL		3	1	25%	4
SJH			4	100%	4
HOME DOCS		2	2	50%	4
FLORIDA CANCER SPECIALISTS AND RESEARCH		2	2	50%	4
MARSHFIELD LABORATORIES			4	100%	4

# COVID-19: testing by laboratory

Data through Feb 27, 2021 verified as of Feb 28, 2021 at 09:25 AM

Data in this report are provisional and subject to change.

The numbers in the table below represent the number of Florida and non-Florida residents for whom test results were received by the Department of Health. A person can be tested by more than one laboratory and can have both positive and negative results. **Therefore, the sum of the numbers in each column will be larger than the total number of people tested.**

Reporting lab	Inconclusive	Negative	Positive	Percent positive	Total
MEDEXPRESS URGENT CARE - MARKHAM STREE		3	1	25%	4
PILGRIM PHARMACY INC		4			4
HARMONIOUS HOME HEALTH, LLC		4			4
MINUTECLINIC DIAG OF IND, LLC #6472		4			4
DISCOVERY VILLAGE AT DEERWOOD			4	100%	4
INTERMARKET FACILITY			4	100%	4
MEDEXPRESS URGENT CARE - TEAYS VALLEY		3	1	25%	4
ADVANCED URGENT CARE LLC		1	3	75%	4
MASSASHUSETTS STATE LAB INSTITUTE		1	3	75%	4
SYNEXUS CLINICAL RESEARCH US INC		2	2	50%	4
ARC POINT LABS OF AUSTIN NORTH			4	100%	4
WOMEN'S CARE FLORIDA, LLC		4			4
PEPIN ACADEMIES-PASCO		4			4
DEPARTMENT OF PATHOLOGY ROME MEMORIAL		3	1	25%	4
FHCP - ORMOND BEACH			4	100%	4
INVERNESS FAMILY CARE HIGH RISK PLLC			4	100%	4
REGIONAL MEDICAL LAB			4	100%	4
MINUTECLINIC DIAG OF IND LLC #1367		4			4
HARBORCHASE OF VILLAGES CROSSING			4	100%	4
COVID TESTING LLC			4	100%	4
PHYSICIANS IMMEDIATE CARE AURORA			4	100%	4
WALGREENS #07034		4			4
MINUTECLINIC MINUTECLINIC #921		4			4
AURORA BAYCARE UROLOGY			4	100%	4
NORTHEAST PEDIATRICS			4	100%	4
IMIC INC RESEARCH			4	100%	4
CAPE COD HOSPITAL			4	100%	4
GUTHRIE MEDICAL GROUP - CORNING		3	1	25%	4
ALLIANCE PEDIATRICS PA			4	100%	4
FLORIDA HEALTH CARE PLANS STIRLING CENTER			4	100%	4
NAVAL MEDICAL CENTER SAN DIEGO			4	100%	4
HEALTHCARE NETWORK OF SOUTHWEST FLORIDA			4	100%	4
BENEVA LAKES HEALTHCARE & REHAB CENTER			4	100%	4
Crowne Health Care of Montgomery		4			4
State Lab Unspecifd			4	100%	4
MEDEXPRESS URGENT CARE - KOKOMO		4			4
COMPASSION PEDIATRICS			4	100%	4
UNC HOSPITAL/MCLENDON CLINICAL LABORATORIES			4	100%	4
LIFE CARE HOME HEALTH SERVICES LLC		1	3	75%	4
ST. MARY'S HOSPITAL			4	100%	4
COMMUNITY PHYSICIANS OF NORTH PORT PA			4	100%	4
BIRMINGHAM VAMC		1	3	75%	4
GENUS DIAGNOSTICS			4	100%	4
OMNICARE PHARMACY OF TEXAS 1		4			4
PEACEHEALTH LABORATORIES		3	1	25%	4
USCG SECTOR ST PETE		1	3	75%	4

# COVID-19: testing by laboratory

Data through Feb 27, 2021 verified as of Feb 28, 2021 at 09:25 AM

Data in this report are provisional and subject to change.

The numbers in the table below represent the number of Florida and non-Florida residents for whom test results were received by the Department of Health. A person can be tested by more than one laboratory and can have both positive and negative results. **Therefore, the sum of the numbers in each column will be larger than the total number of people tested.**

Reporting lab	Inconclusive	Negative	Positive	Percent positive	Total
Kroger 959 - The Little Clinic Carmel		4			4
HEART OF FLORIDA HEALTH CENTER INC		1	3	75%	4
JOSEF SCHENKER, MD, PC		4			4
MEMORIAL HEALTH CARE SYSTEMS			4	100%	4
CARE ONE PRIMARY CARE			4	100%	4
CUMBERLAND HEIGHTS		4			4
DASCENA LABORATORY			4	100%	4
PANCARE HEALTH YOUNGSTOWN			4	100%	4
MEDEXPRESS URGENT CARE - PRINCETON		4			4
POWERS PEDIATRICS			4	100%	4
UNIVERSITY OF WASHINGTON MEDICAL CENTER (UWMC) EMERGENCY DEPT.			4	100%	4
VIDANT MEDICAL CENTER			4	100%	4
HUNT CLUB MEDICAL CARE			4	100%	4
IMMUNOGENOMICS LLC		1	3	75%	4
PALM BEACH CANCER INSTITUTE			4	100%	4
PRINCIPLE LABORATORY		3	1	25%	4
PRINCETON BMC LABORATORY		4			4
CVS HEALTH, #2043		4			4
DEPARTMENT OF HEALTH/ NEW YORK			4	100%	4
DIAMOND SPEEDWAY DIALYSIS		1	3	75%	4
MEDICINE SHOPPE #1306 THE		3	1	25%	4
KENTUCKY CABINET FOR HEALTH AND FAMILY SERVICES			4	100%	4
ADVENTHEALTH NEW SMYRNA BEACH COMMUNITY HEALTH			4	100%	4
COURTYARD GARDENS OF BOYNTON BEACH, LLC		1	3	75%	4
PHYSICIANS QUALITY CARE			4	100%	4
CVS TX8387POCT AUSTIN		4			4
RELIANT ACUTE CARE			4	100%	4
URGENT CARE - OCONEE		2	2	50%	4
Rutgers Health Rwj University Hospital - Laboratory		2	2	50%	4
CELERION			4	100%	4
CLINICAL PATHOLOGY LABORATORIES			4	100%	4
GENEVA GENERAL HOSPITAL LABORATORY		3	1	25%	4
MEDEXPRESS URGENT CARE LAVALLE		4			4
BETH ISRAEL MEDICAL CENTER LABS		4			4
DEACONESS HOSPITAL			4	100%	4
AIREVAC INTERNATIONAL		4			4
SINAI PLAZA NURSING AND REHAB CENTER			4	100%	4
Grace Rehabilitation of Vero Beach		4			4
CAREWELL 202			4	100%	4
CELEBRATION PEDIATRICS			4	100%	4
CVS NV9841POCT RENO		2	2	50%	4
ManorCare Health Services Camp Hill		4			4
MEDEXPRESS URGENT CARE- FORT WORTH N T		4			4
MORGAN STANLEY HEALTH CENTER		4			4
MINUTECLINIC DIAGNOSTIC OF OHIO #3407		4			4
CVS TX2263POCT SAN ANTONIO		4			4

# COVID-19: testing by laboratory

Data through Feb 27, 2021 verified as of Feb 28, 2021 at 09:25 AM

Data in this report are provisional and subject to change.

The numbers in the table below represent the number of Florida and non-Florida residents for whom test results were received by the Department of Health. A person can be tested by more than one laboratory and can have both positive and negative results. **Therefore, the sum of the numbers in each column will be larger than the total number of people tested.**

Reporting lab	Inconclusive	Negative	Positive	Percent positive	Total
BAPTIST HEALTH MEDICAL CENTER			4	100%	4
HARBOUR ISLAND PEDIATRICS LLC			4	100%	4
SONIC REFERENCE LABORATORY			4	100%	4
CVS PA4077POCT BELLE VERNON		4			4
PINELLAS POINT NURSING AND REHAB			4	100%	4
CLINICAL LABORATORIES OF THE BUFFALO		3	1	25%	4
SOUTHLAND SUITES OF LAKE LAND			4	100%	4
TRUE HEALTH- HOFFNER		3	1	25%	4
MINUTE CLINIC DIAGNOSTIC OF VIRGINIA, LLC #1905		4			4
MD ANDERSON			4	100%	4
MEMORIAL HEALTHCARE SYSTEM		1	3	75%	4
ACCENT PHYSICIAN SPECIALISTS PA		4			4
MINUTECLINIC DIAGNOSTIC OF OHIO #2964		4			4
CVS MINUTE CLINIC DIAGNOSTIC OF KANSAS, PA		4			4
CRESTAR LABS		2	2	50%	4
Oakwood - North Baldwins Center for Living		4			4
CVS GA2147POCT KENNESAW		3	1	25%	4
PORT ORANGE NURSING & REHAB			4	100%	4
MEDEXPRESS URGENT CARE - MOUNTAIN HOME		3	1	25%	4
LOUISIANA DEPT. OF HEALTH AND HOSPITALS-INFECTIOUS DISEASE EPI SECTION			4	100%	4
JFK INTERNAL MEDICINE FACULTY PRACTICE		2	2	50%	4
FCHC (OB)-DARWIN SQUARE CTR.			4	100%	4
FLORENCE - HUNTSVILLE HOSPITAL URGENT CARE		3	1	25%	4
MINUTECLINIC DIAG OF IND LLC #8651		3	1	25%	4
MEDLAB INC		4			4
FAMILY MEDICINE AT WINTER PARK			4	100%	4
DYNACARE LABORATORIES			4	100%	4
MINUTECLINIC DIAGNOSTIC OF WISCONSIN, LLC		4			4
Westminster Manor		3	1	25%	4
MINUTECLINIC DIAG OF IND, LLC #10190		4			4
INDUSTRY LAB DIAGNOSTIC PARTNERS			4	100%	4
REHABILITATION CENTER OF WINTER PARK,THE			4	100%	4
GASTROENTEROLOGY ASSOC OF PENSACOLA, PA		2	2	50%	4
CVS NC2313POCT RALEIGH		3	1	25%	4
INTRACOASTAL LABS INC		4			4
DEVEREUX FLORIDA CHILDRENS CENTER			4	100%	4
ENCOMPASS HOME HEALTH		4			4
THE LITTLE CLINIC			4	100%	4
SANFORD SOUTH UNIVERSITY		4			4
CVS CA9113POCT CHULA VISTA		4			4
CARE CENTERS OF NASSAU LLC MINER ROAD NORTH		4			4
STEBEN COUNTY PUBLIC HEALTH		4			4
MINUTECLINIC #8760		4			4
PARADIGM LABORATORIES			4	100%	4
TREASURE COAST URGENT & FAMILY CARE			4	100%	4
CALIFORNIA DEPARTMENT OF PUBLIC HEALTH			4	100%	4

# COVID-19: testing by laboratory

Data through Feb 27, 2021 verified as of Feb 28, 2021 at 09:25 AM

Data in this report are provisional and subject to change.

The numbers in the table below represent the number of Florida and non-Florida residents for whom test results were received by the Department of Health. A person can be tested by more than one laboratory and can have both positive and negative results. **Therefore, the sum of the numbers in each column will be larger than the total number of people tested.**

Reporting lab	Inconclusive	Negative	Positive	Percent positive	Total
BETHPAGE EXTENDED HOURS CENTER		4			4
FLORIDA HEART AND VASCULAR			4	100%	4
CULLMAN REGIONAL MEDICAL CENTER		3	1	25%	4
VA Primary Care Clinic at Meharry		3	1	25%	4
OHIO CVS STORES		3	1	25%	4
ASCENDI HOME HEALTH AGENCY INC			4	100%	4
Kroger 752 - The Little Clinic Central Station		3	1	25%	4
MINUTECLINIC DIAGNOSTIC OF PENNSYLVAN		3	1	25%	4
LIFEHOPE LABS			4	100%	4
COMMUNITY HEALTH CENTER OF WEST PALM BEACH			4	100%	4
MARION AND BERNARD L SAMSON NURSING CENTER			4	100%	4
SELECT PHYSICIANS ALLIANCE PL		4			4
Calusa Harbour			4	100%	4
CONSULATE HEATH CARE AT WEST ALTAMONTE			4	100%	4
APOPKA FAMILY HEALTH CENTER		3	1	25%	4
RML PHARMACY PC		4			4
GRAND VILLA OF LAKELAND		4			4
EXPRESS TESTING-ONE			4	100%	4
MEDEXPRESS URGENT CARE-SCOTT TOWNSHIP		3	1	25%	4
ManorCare Rehabilitation Center- Decatur		4			4
CVS MA2172POCT NORTH GRAFTON		4			4
MEDEXPRESS URGENT CARE - MBURG COMMONS		4			4
MEDEXPRESS URGENT CARE - TULSA, S YALE AVE		4			4
THONOTOSASSA COMMUNITY HEALTH CENTER		1	3	75%	4
CONSOLIDATED LABORATORY SERVICES			4	100%	4
BOND & STEELE CLINIC PA D/B/A BOND CLINIC PA		4			4
SunTerrace Health Care Center		3	1	25%	4
WESLEY CHAPEL INTERNAL MEDICINE AND PEDIATRICS			4	100%	4
SOUTHEASTERN REGIONAL MEDICAL CENTER			4	100%	4
CVS SC2736POCT MURRELLS INLET		4			4
EPI			4	100%	4
MEDEXPRESS URGENT CARE - WEIRTON		4			4
MINUTECLINIC, LLC #5707		4			4
OKLAHOMA STATE UNIVERSITY DIAGNOSTIC LAB			4	100%	4
GUIDANCE / CARE CENTER, INC		4			4
DTR LABS		3	1	25%	4
MINUTE-CLINIC DIAGNOSTIC OF VIRGINIA,		4			4
PDL PHARMACY CORP			4	100%	4
MD NOW URGENT CARE - DELRAY WEST			4	100%	4
HENDRY/GLADES COUNTY HEALTH DEPARTMENT		3	1	25%	4
UNION CITY MANOR NURSING CENTER		4			4
COVENIENT CARE MEDICAL CLINIC			4	100%	4
CFP PHYSICIANS GROUP			4	100%	4
CVS TX1104POCT ALLEN		3			3
Greystone Health Care Center		3			3
MEDEXPRESS-HOUSTON EAST FWY		1	2	67%	3

# COVID-19: testing by laboratory

Data through Feb 27, 2021 verified as of Feb 28, 2021 at 09:25 AM

Data in this report are provisional and subject to change.

The numbers in the table below represent the number of Florida and non-Florida residents for whom test results were received by the Department of Health. A person can be tested by more than one laboratory and can have both positive and negative results. **Therefore, the sum of the numbers in each column will be larger than the total number of people tested.**

Reporting lab	Inconclusive	Negative	Positive	Percent positive	Total
DAVENPORT PEDIATRICS CLERMONT PA		1	2	67%	3
AUSTIN PUBLIC HEALTH			3	100%	3
MEDICAL UNIVERSITY SC HOSPITAL			3	100%	3
SMOKY MOUNTAIN URGENT CARE AND FAMILY MEDICINE CENTER			3	100%	3
COVANCE CLS			3	100%	3
IMMERSION RESIDENTIAL LLC			3	100%	3
MEDEXPRESS - WILMINGTON CONCORD PIKE		2	1	33%	3
ANN STORCK CENTER INC		3			3
FELICIDAD MEDICAL CENTER INC			3	100%	3
FHPG TAMPA PRIMARY CARE			3	100%	3
CLINICAL CARE ASSOCIATES, INC			3	100%	3
YATES COUNTY PUBLIC HEALTH		3			3
COMMUNICABLE DISEASE CONTROL/PUBLIC HEALTH EMERGENCY PREPAREDNESS			3	100%	3
HCR ManorCare Greentree		3			3
HELIX LW UC		1	2	67%	3
ROANE MEDICAL CENTER		2	1	33%	3
BAPTIST PRIMARY CARE FERNANDINA BEACH			3	100%	3
ADVENTHEALTH SEBRING- INFECTION CONTROL DEPARTMENT			3	100%	3
MURFREESBORO MEDICAL CLINIC		3			3
PARADISE VILLA ALF INCORPORATED		3			3
UNITY HEALTH AND REHABILITATION CENTER			3	100%	3
ADVENT HEALTH MEDICAL GROUP FAMILY MEDICINE			3	100%	3
ADRIANA M CASTRO MD PA		3			3
LEE MEMORIAL HEALTH SYSTEM D/B/A		1	2	67%	3
SOUTH COUNTY MENTAL HEALTH CENTER INC			3	100%	3
ATLANTIC SURGERY CENTER OF JACKSONVILLE BEACH		3			3
MEDEXPRESS URGENT CARE, CHAMBERSBURG		2	1	33%	3
Robert Wood Johnson University Hospital		2	1	33%	3
CVS TN4624POCT KNOXVILLE		2	1	33%	3
MID FLORIDA CLINICAL LABORATORY		2	1	33%	3
MINUTECLINIC DIAG OF IND, LLC #8645		3			3
Gulfport Rehabilitation Center			3	100%	3
MEDICAL CENTER OF THE ROCKIES			3	100%	3
TERRACE OF ST CLOUD, THE		2	1	33%	3
LOYOLA UNIVERSITY MEDICAL CENTER LABORATORY			3	100%	3
CENTRAL JERSEY URGENT CARE OF BROWN MI		3			3
Kroger 093 - The Little Clinic Stapleton		2	1	33%	3
VILLAGES HEALTH, THE		3			3
MIDWAY SPECIALTY CARE RX LLC		1	2	67%	3
CVS PHARMACY INC DBA CVS/PHARMACY #10908		3			3
COL CROSSROAD		1	2	67%	3
NORTHWEST FLORIDA CLINICAL LAB		1	2	67%	3
US SPECIALTY LABS			3	100%	3
NORTH CAROLINA DEPT OF HEALTH & HUMAN SRVCS STATE LAB OF PUBLIC HEALTH			3	100%	3
IVY CREEK URGENT CARE OF ENTERPRISE			3	100%	3
QUEST DIAGNOSTICS CLINICAL LABORATORIES INC		2	1	33%	3

# COVID-19: testing by laboratory

Data through Feb 27, 2021 verified as of Feb 28, 2021 at 09:25 AM

Data in this report are provisional and subject to change.

The numbers in the table below represent the number of Florida and non-Florida residents for whom test results were received by the Department of Health. A person can be tested by more than one laboratory and can have both positive and negative results. **Therefore, the sum of the numbers in each column will be larger than the total number of people tested.**

Reporting lab	Inconclusive	Negative	Positive	Percent positive	Total
Hunterdon Medical Center Laboratory		3			3
SUPER HEALTH PHARMACY LLC		3			3
WAL-MART STORES EAST LP		2	1	33%	3
MINUTECLINIC MINUTECLINIC #3665		3			3
PROGRESS PHARMACY INC			3	100%	3
NORTH BROWARD HOSPITAL DISTRICT HEALTHCARE FOR THE HOMELESS			3	100%	3
NASSAU COUNTY HEALTH DEPARTMENT		3			3
MINUTECLINIC DIAGNOSTICS OF IND LLC		1	2	67%	3
24TH WEAPONS OF MASS DESTRUCTION - CIVIL SUPPORT		3			3
CTRS			3	100%	3
MD ANDERSON CANCER CENTER DI BAY AREA			3	100%	3
CVS MINUTE CLINIC DIAGNOSTIC MED GRP OF CAL		3			3
Kroger 388 - The Little Clinic Braelinn Village		3			3
MINUTECLINIC DIAGNOSTIC OF WISCONSIN,		3			3
EXETER HOSPITAL		3			3
HELIX MEDICAL CENTERS		1	2	67%	3
NORTHCREST MEDICAL CENTER		1	2	67%	3
BETTERMED URGENT CARE			3	100%	3
NDX-CORE LAB			3	100%	3
STRINGFELLOW MEMORIAL HOSPITAL		3			3
MEDICAL SERVICES OF AMERICA HOME HEALTH		3			3
CROSSVILLE MEDICAL GROUP		1	2	67%	3
CVS GA2108POCT NORCROSS		1	2	67%	3
LEESBURG REGIONAL MEDICAL CENTER URGENT CARE			3	100%	3
FAMILY TREE MEDICAL GROUP PA		2	1	33%	3
EAST TENNESSEE CHILDREN'S HOSPITAL		2	1	33%	3
JUPITER INTERNAL MEDICINE AND ASSOCIATES			3	100%	3
TIEHH BIOTERRORISM RESPONSE LAB			3	100%	3
CVS NJ862POCT MARLBORO		3			3
HIALEAH SHORES NURSING AND		2	1	33%	3
MINNEOLA PLACE A HOMEBRIDGE COMMUNITY		3			3
LOCH HAVEN PEDIATRICS			3	100%	3
SEMINOLE FAMILY HEALTH CENTER		3			3
VIRGINIA DEPARTMENT OF HEALTH DIVISION OF			3	100%	3
CVS PA1379POCT LANSDALE		3			3
MINUTE CLINIC LLC #6765		3			3
ESTERO FIRE RESCUE		3			3
CVS MD4371POCT OCEAN CITY		3			3
Kroger 627 - The Little Clinic Castleberry		2	1	33%	3
HEPATOLOGY DIAGNOSTIC LAB			3	100%	3
ALABAMA DEPT PUBLIC HEALTH			3	100%	3
Westside Terrace		3			3
BROOKDALE SENIOR LIVING			3	100%	3
CROWNE HEALTH CARE OF FORT PAYNE		2	1	33%	3
ADVANCED MEDICAL RESEARCH CENTER LLC			3	100%	3
TUFTS MEDICAL CENTER			3	100%	3



# COVID-19: testing by laboratory

Data through Feb 27, 2021 verified as of Feb 28, 2021 at 09:25 AM

Data in this report are provisional and subject to change.

The numbers in the table below represent the number of Florida and non-Florida residents for whom test results were received by the Department of Health. A person can be tested by more than one laboratory and can have both positive and negative results. **Therefore, the sum of the numbers in each column will be larger than the total number of people tested.**

Reporting lab	Inconclusive	Negative	Positive	Percent positive	Total
OHIO HEALTH DOCTORS HOSPITAL			3	100%	3
GRADY MEMORIAL HOSPITAL/MICRO			3	100%	3
NEW YORK STATE DEPARTMENT OF HEALTH		1	2	67%	3
RICHMOND CITY DEPARTMENT OF PUBLIC HEALTH			3	100%	3
GREATER MOBILE URGENT CARE - SPRINGHILL			3	100%	3
CORTLAND COUNTY HEALTH DEPARTMENT		3			3
CVS M08556POCT KANSAS CITY		3			3
CVS GA3766POCT DACULA		1	2	67%	3
CVS MA1852POCT MEDWAY		3			3
ELITE PRIMARY CARE OF WAYCROSS			3	100%	3
TARRANT COUNTY PUBLIC HEALTH		3			3
URGENT DOC - URGENT CARE CLINIC			3	100%	3
CVS M08555POCT KANSAS CITY		3			3
CVS NC7213POCT MATTHEWS		3			3
BOLING, STEPHANIE		3			3
CVS IN6605POCT INDIANAPOLIS		2	1	33%	3
BAPTIST HOSPITAL EMPLOYEE HEALTH OFF			3	100%	3
MEDEXPRESS URGENT CARE, HERMITAGE		1	2	67%	3
TMH PHYSICIAN PARTNERS BLOUNTSTOWN			3	100%	3
FLAGLER FAMILY MEDICINE PA			3	100%	3
OPTUM PRIMARY CARE - SILVER LAKES			3	100%	3
MEDEXPRESS URGENT CARE - NORTH LITTLE		2	1	33%	3
ST VINCENTS AMBULATORY CARE INC		1	2	67%	3
CVS IN6757POCT COLUMBUS		3			3
DEPARTMENT OF HEALTH AND ENVIRONMENTAL CONTROL			3	100%	3
BNC Medical Investors, LLC Berrien Nursing & Rehabilitation Center		3			3
LYNN KEEFE, MD PEDIATRICS		1	2	67%	3
FRESENIUS MEDICAL CARE			3	100%	3
NASSAU COUNTY HEALTH DEPARTMENT-FERNANDINA BEACH C		3			3
MEDEXPRESS URGENT CARE - WHEELING		2	1	33%	3
Marian Manor, Inc		3			3
CVS NC7548POCT FUQUAY VARINA		2	1	33%	3
PROMPT CARE OF CENTRAL FLORIDA LLC			3	100%	3
ST LUKES HOSPITAL LABORATORY		2	1	33%	3
LEE CONVENIENT CARE AT SUMMERLIN			3	100%	3
INTERNAL MEDICINE AND WOUND CARE SPECIALIST LLC		3			3
Fort Gaines Health and Rehab		3			3
FHPG_EXP CARE PALM HARBOR			3	100%	3
PUBLIC HEALTH TRUST OF MIAMI DADE COUNTY			3	100%	3
WEST TN HEALTH MED NORTH		3			3
MEDEXPRESS URGENT CARE - WAXAHACHIE, N HIGHWAY 77		1	2	67%	3
DELAWARE PUBLIC HEALTH LABORATORY		1	2	67%	3
Life Care Center of Citrus County		2	1	33%	3
JOSEPH SCHENKER MD PC		3			3
SUNSHINE STATE DIALYSIS			3	100%	3
MOBIL LAB FOR ALL INC		3			3

# COVID-19: testing by laboratory

Data through Feb 27, 2021 verified as of Feb 28, 2021 at 09:25 AM

Data in this report are provisional and subject to change.

The numbers in the table below represent the number of Florida and non-Florida residents for whom test results were received by the Department of Health. A person can be tested by more than one laboratory and can have both positive and negative results. **Therefore, the sum of the numbers in each column will be larger than the total number of people tested.**

Reporting lab	Inconclusive	Negative	Positive	Percent positive	Total
SARASOTA PERSONAL MEDICINE		2	1	33%	3
LEVY COUNTY DEPT. OF PUBLIC SAFETY		1	2	67%	3
WALGREENS #07502		3			3
SKIPPACK MEDICAL LAB			3	100%	3
WEST DADE PEDIATRICS			3	100%	3
QUATRACOR PLLC		3			3
LAKE MARY PEDIATRICS			3	100%	3
MUNSON MEDICAL CENTER			3	100%	3
WYOMING DEPT OF HEALTH			3	100%	3
NEMOURS CHILDRENS PRIMARY CARE MAITLAND			3	100%	3
CVS NC5532POCT SUMMERFIELD		3			3
CVS PA1296POCT DREXEL HILL		3			3
PATHOLOGY REFERENCE LAB LLC			3	100%	3
BROOKDALE OAKBRIDGE		1	2	67%	3
Walgreens #5984		3			3
DEPT OF VA MEDICAL CENTER - RICHMOND		2	1	33%	3
NEWSTAR MEDICAL LABORATORIES		3			3
DEPARTMENT OF HEALTH AND HUMAN SERVICES DIVISION OF BEHAVIORAL HEALTH		1	2	67%	3
MINUTECLINIC, LLC #1452		3			3
SURETOX LABORATORY LLC		2	1	33%	3
Kroger 186 - The Little Clinic Holiday Manor		2	1	33%	3
NORTHERN LIGHT LABORATORY		1	2	67%	3
MONTEFIORE MEDICAL CENTER LABS MONTEFIORE		2	1	33%	3
MEDEXPRESS URGENT CARE-CLOQUET		3			3
MEDEXPRESS URGENT CARE - RICHMOND, W BROAD ST		3			3
NORTH NAPLES HOSPITAL RESPIRATORY THERAPY DEPARTMENT			3	100%	3
PROHEALTH PRIMARY CARE - GLEN OAKS		3			3
PINELLAS PARK HEALTH CENTER - PINELLAS CHD		1	2	67%	3
MARION COUNTY FIRE RESCUE		3			3
SHANDS AT LAKE SHORE LAB		1	2	67%	3
CELEBRATION PRIMARY CARE ASSOCIATES LLC		3			3
MAYO		1	2	67%	3
WELLMED AT APOLLO BEACH BLVD		1	2	67%	3
MPG JACKSONVILLE ATLANTIC BLVD		1	2	67%	3
STUYVESANT URGENT CARE		3			3
CLINICA HISPANIA			3	100%	3
BLACKWATER RIVER			3	100%	3
LRHS Florida Poly Tech		3			3
LAURELLWOOD NURSING CENTER		1	2	67%	3
MALABAR FAMILY PRACTICE		1	2	67%	3
MEDFIRST URGENT CARE			3	100%	3
NORTH DAKOTA DEPT OF HEALTH MICROBIOLOGY		1	2	67%	3
CUMBERLAND MEDICAL CENTER INC		3			3
LEXINGTON MEDICAL CENTER		1	2	67%	3
PATIENT FIRST - ALLENTOWN			3	100%	3
MANORCARE NURSING & REHABILITATION CENTER-NAPLES		3			3

# COVID-19: testing by laboratory

Data through Feb 27, 2021 verified as of Feb 28, 2021 at 09:25 AM

Data in this report are provisional and subject to change.

The numbers in the table below represent the number of Florida and non-Florida residents for whom test results were received by the Department of Health. A person can be tested by more than one laboratory and can have both positive and negative results. **Therefore, the sum of the numbers in each column will be larger than the total number of people tested.**

Reporting lab	Inconclusive	Negative	Positive	Percent positive	Total
SOFTCELL L-FORM LABORATORIES, LLC			3	100%	3
SOUTH MIAMI HOSPITAL			3	100%	3
OWL NOW URGENT CARE			3	100%	3
MEADOWS AT CYPRESS GARDENS, THE		3			3
CENTURY LINK SPORTS COMPLEX			3	100%	3
ASPEN VALLEY HOSPITAL			3	100%	3
CVS IL8747POCT CHICAGO		3			3
HALIFAX HEALTH CARE FOR WOMEN		3			3
ST LUCIE COUNTY HEALTH DEPARTMENT		2	1	33%	3
BRENTWOOD SENIOR LIVING AT ST PETE			3	100%	3
MINUTECLINIC DIAGNOSTIC MED GRP OF SAN		3			3
QUALITY LABORATORY SERVICE		2	1	33%	3
ST. PETERSBURG PEDIATRICS- 38TH AVENUE			3	100%	3
PLAINVIEW PRIMARY CARE		3			3
KETAMINE HEALTH CENTERS AT BONITA SPRINGS, LLC		3			3
CARENOW-LEBANON		1	2	67%	3
GYN PATH SERVICES			3	100%	3
UNIVERSITY OF KANSAS MEDICAL CENTER			3	100%	3
IOWA DEPARTMENT OF PUBLIC HEALTH			3	100%	3
CVS PA5241POCT CHALFONT		3			3
CVS TN7144POCT BARTLETT		3			3
CVS MD1515POCT LEONARDTOWN		2	1	33%	3
CVS OH6123POCT CINCINNATI		2	1	33%	3
MONTANA PUBLIC HEALTH LAB			3	100%	3
CENTRAL FLORIDA PRIMARY CARE			3	100%	3
THE CLINIC OF PEDIATRICS & GI MEDICINE, INC			3	100%	3
DACH MAIN LAB			3	100%	3
AVANTE INVERNESS		1	2	67%	3
SOUTH LAKE FAMILY HEALTH CENTER			3	100%	3
ACL LABORATORIES INDUSTRIAL TOXICOLOGY			3	100%	3
CVS NC2771POCT CLAYTON		2	1	33%	3
CVS SC1540POCT MYRTLE BEACH		2	1	33%	3
BAPTIST HOSPITAL NURSING/PATIENT CARE			3	100%	3
THOMAS LANGLEY			3	100%	3
HARBORCHASE OF STUART			3	100%	3
Wynfield Park Health and Rehabilitation		3			3
PREMIER FAMILY AND SPORTS MEDICINE		2	1	33%	3
CARENOW-ATASCOCITA			3	100%	3
HAVEN CUSTEAD CARE CENTER			3	100%	3
Kroger 635 - The Little Clinic Dacula		3			3
GARCIA MORALES NELSON			3	100%	3
COMMUNITY MEDICAL CENTER			3	100%	3
GENDERXPRESS/PICTURE ME PERFECT IMAGING			3	100%	3
Kroger 768 - The Little Clinic Leestown Rd		2	1	33%	3
ALLIANCE FOR MULTISPECIALTY RESEARCH		3			3
OPENTRONS PRL		2	1	33%	3

# COVID-19: testing by laboratory

Data through Feb 27, 2021 verified as of Feb 28, 2021 at 09:25 AM

Data in this report are provisional and subject to change.

The numbers in the table below represent the number of Florida and non-Florida residents for whom test results were received by the Department of Health. A person can be tested by more than one laboratory and can have both positive and negative results. **Therefore, the sum of the numbers in each column will be larger than the total number of people tested.**

Reporting lab	Inconclusive	Negative	Positive	Percent positive	Total
HEALGEN SCIENTIFIC			3	100%	3
NORTH SHORE HOSP. INFECTION CONTROL			3	100%	3
MT CARMEL PHARMACY INC		3			3
MEDEXPRESS URGENT CARE GREENSBURG		2	1	33%	3
APEX CLINICAL LABORATORIES INC		3			3
BROOME COUNTY HEALTH DEPARTMENT		2	1	33%	3
THE OASIS BEACHSIDE		3			3
RAPID CITY RUGENT CARE			3	100%	3
VA PRIMARY CARE ANNEX			3	100%	3
LITTLE SPURS PEDIATRIC URGENT CARE		1	2	67%	3
MINUTECLINIC DIAGNOSTIC OF VIRGINIA, LLC		3			3
CARESPOT-WELLINGTON			3	100%	3
Cleveland Clinic Weston			3	100%	3
Kroger 125 - The Little Clinic Castle Rock		2	1	33%	3
ALLIANCE LABS @LRMC			3	100%	3
ADVICE FOR OPTIMAL WELLNESS, INC			3	100%	3
HIRAM COLLEGE HEALTH CENTER (ABBOTT)		3			3
SOUTHEAST GEORGIA HEALTH SYSTEM, INC D		3			3
ADVANCED HEART CARE OF SOUTH FLORIDA		3			3
GILCHRIST COUNTY HEALTH DEPT			3	100%	3
MEDFUSION		2	1	33%	3
CVS TX5877POCT PEARLAND		3			3
SIGNATURE CARE PFLUGERVILLE			3	100%	3
ERIE COUNTY PUBLIC HEALTH CLINICAL		3			3
MOULTRIE CREEK NURSING AND REHAB			3	100%	3
LPG PEDIATRICS AT LEHIGH ACRES		2	1	33%	3
MEDEXPRESS URGENT CARE MARTINSBURG		2	1	33%	3
HEARTLAND - CHARLESTON OF HANAHAN SC,		3			3
KISSIMMEE URGENT CARE		3			3
ST. LUKE'S HOSPITAL - BETHLEHEM CAMPUS		1	2	67%	3
ADVENT HEALTH - CENTRAL PASCO ER			3	100%	3
LIVINGSTON COUNTY DEPT OF HEALTH REPRO			3	100%	3
Broadview Multi-Care Center		3			3
VIRTUA MEMORIAL HOSPITAL BURLINGTON COUNTY		1	2	67%	3
BRIGHAM AND WOMEN'S HOSPITAL			3	100%	3
PARRISH MEDICAL CENTER-WAIVED TESTING		3			3
BLACK STALLION WALK IN AND EXERCISE CLINICS LLC		1	2	67%	3
FLORIDA HOSPITAL PHYSICIANS GROUP		1	2	67%	3
H/L of West Ashley Rehabilitation and Nursing Center		3			3
ORCHID COVE DAYTONA			3	100%	3
MC DIAGNOSTIC OF CONNECTICUT, PC #114		3			3
MEDEXPRESS URGENT CARE NORWIN		3			3
Bainbridge Health and Rehab		3			3
BAPTIST OUTPATIENT SERVICES			3	100%	3
LIFE CARE CENTER OF SKAGIT VALLEY		3			3
SPARROW CENTRAL LAB			3	100%	3

# COVID-19: testing by laboratory

Data through Feb 27, 2021 verified as of Feb 28, 2021 at 09:25 AM

Data in this report are provisional and subject to change.

The numbers in the table below represent the number of Florida and non-Florida residents for whom test results were received by the Department of Health. A person can be tested by more than one laboratory and can have both positive and negative results. **Therefore, the sum of the numbers in each column will be larger than the total number of people tested.**

Reporting lab	Inconclusive	Negative	Positive	Percent positive	Total
MERCY HOSPITAL			3	100%	3
CVS OH3393POCT AURORA		2	1	33%	3
NEBRASKA DEPARTMENT OF HEALTH AND HUMAN SERVICES			3	100%	3
UHEALTH JACKSON URGENT CARE - CUTLER BAY		1	2	67%	3
MINUTECLINIC, LLC #09202		2	1	33%	3
SUNCREST OMNI		3			3
MINUTECLINIC DIAG OF IND LLC #6840		3			3
WINDSOR AT OCALA		2	1	33%	3
VA OUTPATIENT CLINIC-NEW PORT RICHEY			3	100%	3
STEAMBOAT EMERGENCY CENTER			3	100%	3
SUNDALE NURSING HOME		3			3
CALLE OCHO DIALYSIS			3	100%	3
HEALTHQUEST, INC		2	1	33%	3
MICHIGAN HEALTH CLINIC LABORATORIES		2	1	33%	3
VIRGINIA DIVISION OF CONSOLIDATED LABORATORIES			3	100%	3
NATURE COAST PRIMARY CARE LAB LLC			3	100%	3
DOCTORS HOSPITAL RENAISSANCE			3	100%	3
CAMPAZZI CONCIERGE MEDICAL SERVICES		2	1	33%	3
Bethany Health and Rehab		3			3
MEDICAL CENTER OF CENTRAL GEORGIA			3	100%	3
CVS IN6713POCT BLOOMINGTON		3			3
BAYSIDE URGENT CARE CENTER INC			3	100%	3
DOUGLASVILLE NURSING AND REHABILITATIO		3			3
ADVANCED PEDIATRICS			3	100%	3
NYC PUBLIC HEALTH LABS			3	100%	3
Medilodge of Montrose		3			3
HILLVIEW LABORATORY			3	100%	3
SUMMIT MEDICAL GROUP - WEST ORANGE		3			3
PRISMA HEALTH MIDLANDS			3	100%	3
CVS TX10140POCT THE WOODLANDS		3			3
MARTHA A PRICE MD PA		1	2	67%	3
FLORIDA GASTROENTEROLOGY ASSOCIATES PA		3			3
PEDIATRICS BY THE SEA JOG RD OFFICE			3	100%	3
CVS MI8049POCT WATERFORD		3			3
FLORIDA HOSPITAL LABORATORIES		3			3
YORK HOSPITAL - LABORATORY			3	100%	3
ENCOMPASS HEALTH REHABILITATION OF ALTAMONTE			3	100%	3
TRUE HEALTH - LAKE UNDERHILL		3			3
ORLANDO FAMILY PHYSICIANS INC			3	100%	3
CAREHERE LLC			3	100%	3
VICAR'S LANDING NURSING HOME		2	1	33%	3
BARONESS ERLANGER HOSPITAL		3			3
NAPHCARE INC		2	1	33%	3
MEDIC INFUSION PA		3			3
MARYLAND STATE DEPT OF HEALTH	2		1	33%	3
LAHEY CLINIC MEDICAL CENTER			3	100%	3

# COVID-19: testing by laboratory

Data through Feb 27, 2021 verified as of Feb 28, 2021 at 09:25 AM

Data in this report are provisional and subject to change.

The numbers in the table below represent the number of Florida and non-Florida residents for whom test results were received by the Department of Health. A person can be tested by more than one laboratory and can have both positive and negative results. **Therefore, the sum of the numbers in each column will be larger than the total number of people tested.**

Reporting lab	Inconclusive	Negative	Positive	Percent positive	Total
CVS RI1717POCT 1 CVS DR			3	100%	3
ACCESS HEALTH CARE		2	1	33%	3
CVS PA5890POCT MONROEVILLE		2	1	33%	3
HARBORCHASE OF GAINESVILLE			3	100%	3
CAPTIAL REGIONAL MEDICAL CENTER			3	100%	3
Gracemore Nursing and Rehab		3			3
LONGWOOD FAMILY MEDICINE		1	2	67%	3
TAYLOR MANOR		1	2	67%	3
SAVANNAH COVE		3			3
WALGREENS NO 19542		3			3
MINUTECLINIC DIAG OF IND, LLC #6910		3			3
CVS IN3975POCT JEFFERSONVILLE		2	1	33%	3
MED FUSION			3	100%	3
Kennedy University Hospital -Wash Twp L		3			3
2412 LEBANON PIKE		2	1	33%	3
BEEBE MEDICAL CENTER LABORATORY		3			3
COVENANT PEDIATRICS		1	2	67%	3
MINUTECLINIC, LLC #05814		3			3
MINUTECLINIC DIAG OF IND, LLC #5369		2	1	33%	3
OPTUM OF RED ROAD		3			3
LPG PRIMARY CARE AT PINE ISLAND		3			3
MINUTECLINIC DIAGNOSTIC OF OHIO #6147		2	1	33%	3
WELLMED AT FORT PIERCE		1	2	67%	3
MEDEXPRESS URGENT CARE, BELLE VERNON		3			3
ALOHA HOME CARE LLC DBA ACCENTCARE HOME HEALTH OF		3			3
HARBOUR'S EDGE		2	1	33%	3
CARDIOTHORACIC SURGERY OF HYDE PARK			3	100%	3
WHITE EARTH IHS MAIN LAB		3			3
COVID PROCESSING SITE			3	100%	3
ESCO DRUG CO INC		3			3
SCIENTIFIC LABORATORY DIVISION			3	100%	3
Lakeview Village		3			3
FLORIDA MENTOR-POINT WEST CLUSTER		3			3
SISD EMPLOYEE HEALTH CLINIC			3	100%	3
CITY OF TALLAHASSEE		3			3
FLORIDA MEDICAL CLINIC -INTERNAL MED DADE CITY			3	100%	3
Kroger 448 - The Little Clinic Mason		3			3
FULGENT GENETICS HOUSTON		3			3
CENTRAL DUPAGE HOSPITAL			3	100%	3
Kroger 758 - The Little Clinic Providence		3			3
NONA PEDIATRIC CENTER			3	100%	3
LEESBURG COMMUNITY HEALTH CENTERS			3	100%	3
MED EXPRESS URGENT CARE PC - MARYLAND		2	1	33%	3
MINUTECLINIC LLC #5176			3	100%	3
GROVES CENTER			3	100%	3
MEDEXPRESS URGENT CARE - HOLLINS		3			3

# COVID-19: testing by laboratory

Data through Feb 27, 2021 verified as of Feb 28, 2021 at 09:25 AM

Data in this report are provisional and subject to change.

The numbers in the table below represent the number of Florida and non-Florida residents for whom test results were received by the Department of Health. A person can be tested by more than one laboratory and can have both positive and negative results. **Therefore, the sum of the numbers in each column will be larger than the total number of people tested.**

Reporting lab	Inconclusive	Negative	Positive	Percent positive	Total
LINCOLN MEDICAL CENTER		3			3
FLORIDA LABORATORY ANALYSIS, LLC			3	100%	3
PEDIATRICS AND ADOLESCENT MEDICINE		2	1	33%	3
SSM HEALTH ST LOUIS MICROBIOLOGY LABORATORY		1	2	67%	3
DOCTOR 4 U CLINIC		1	2	67%	3
ALLIED PHYSICIANS GROUP PLLC		3			3
SOFTLAB			3	100%	3
AZALEALAND NURSING HOME		3			3
HOMELAND CENTER		3			3
MEDEXPRESS URGENT CARE - LITTLE ROCK		2	1	33%	3
BROOKDALE LAKE MARY			3	100%	3
SPRING LAKE REHABILITATION CENTER			3	100%	3
NC STATE LABORATORY OF PUBLIC HEALTH		3			3
SCHIFF CENTER FOR LIVER DISEASES		1	2	67%	3
MEDEXPRESS URGENT CARE-CHIPPEWA		2	1	33%	3
CLINICAL CARE CENTER, INC			3	100%	3
MONROE URGENT CARE		2	1	33%	3
BRANDON REGIONAL EMERGENCY CTR			3	100%	3
CABELL HUNTINGTON HOSPITAL CLINICAL LAB			3	100%	3
OHIO DEPARTMENT OF HEALTH LABORATORY		2	1	33%	3
MEDEXPRESS URGENT CARE-HERSHEY		2	1	33%	3
KINGS BAY PEDIATRICS LLC			3	100%	3
CLEARWATER		2	1	33%	3
HOUSTON METHODIST HOSPITAL			3	100%	3
CGH MEDICAL CENTER			3	100%	3
MINUTE CLINIC LLC #0169		3			3
MEDICAL CITY DALLAS HOSPITAL			3	100%	3
SUN TERRACE HEALTH CARE CENTER			3	100%	3
CVS MINUTE CLINIC DIAGNOSTIC MED GRP		3			3
ORLANDO REGIONAL HEALTH SERVICES		1	2	67%	3
COOPER UNIVERSITY HOSPITAL LABORATORY		2	1	33%	3
CVS NJ715POCT WAYNE		3			3
SCRIPPS CLINIC MEDICAL			3	100%	3
CCRX OF NORTH CAROLINA, LLC		2	1	33%	3
NOVANT HEALTH PRESBYTERIAN		2	1	33%	3
GONZALEZ MD AND ASWAD MD HEALTH SERVICES			3	100%	3
CVS SC5550POCT CLOVER		2	1	33%	3
CVS IN5696POCT FORT WAYNE		3			3
MEDEXPRESS URGENT CARE - WALDORF, CRAIN HWY		3			3
Village on the Green			3	100%	3
MENORAH MANOR			3	100%	3
BAPTIST PRIMARY CARE, INC.		2	1	33%	3
CVS GA2841POCT LAWRENCEVILLE		3			3
Magnolia Health and Rehab Center			3	100%	3
GREENTREE MEDICAL CENTER			3	100%	3
CANOPY PEDIATRICS		3			3

# COVID-19: testing by laboratory

Data through Feb 27, 2021 verified as of Feb 28, 2021 at 09:25 AM

Data in this report are provisional and subject to change.

The numbers in the table below represent the number of Florida and non-Florida residents for whom test results were received by the Department of Health. A person can be tested by more than one laboratory and can have both positive and negative results. **Therefore, the sum of the numbers in each column will be larger than the total number of people tested.**

Reporting lab	Inconclusive	Negative	Positive	Percent positive	Total
INSPIRA MEDICAL CENTER VINELAND LAB		2	1	33%	3
AKRON GENERAL MEDICAL CENTER MAIN		3			3
CVS IN7653POCT EVANSVILLE		2	1	33%	3
CENTRAL JERSEY URGENT CARE		3			3
MINUTECLINIC DIAG OF IND, LLC #6483		1	2	67%	3
BNR PHARMACY INC		3			3
MINUTECLINIC DIAGNOSTIC OF KANSAS PA		3			3
FIRST CARE - MIDDLESBORO			3	100%	3
SANFORD MOBILE LAB			3	100%	3
HOPE HEALTH CARE, LLC		3			3
COASTAL SKIN SURGERY AND DERMATOLOGY PL		3			3
THE PATHOLOGY LABORATORY		1	2	67%	3
CVS NV2928POCT LAS VEGAS		3			3
COASTAL LABORATORIES OF FLORIDA			3	100%	3
MEDEXPRESS URGENT CARE - WEST ST PAUL, ROBERT ST S		3			3
CVS TX10016POCT PRINCETON		3			3
GAINESVILLE PEDIATRIC ASSOCIATES			3	100%	3
ONslow MEMORIAL HOSPITAL LABORATORY		3			3
CORTLAND REGIONAL MEDICAL CENTER		3			3
Englewood Health and Rehab			3	100%	3
320 S TRANSIT ST		3			3
LUVERNE HEALTH AND REHABILITATION		3			3
PREMIER CLINICAL RESEARCH INSTITUTE INC			3	100%	3
JS HEALTHCARE		2	1	33%	3
URGENT CARE OF THE SMOKIES			3	100%	3
SENTARA NORFOLK GENERAL HOSPITAL CENTRAL LAB			3	100%	3
MINUTECLINIC DIAG OF IND, LLC #6648		2	1	33%	3
MINUTECLINIC DIAGNOSTIC MED GRP OF ORA		2	1	33%	3
TAMPA		1	2	67%	3
TIFTON CARECONNECT URGENT CARE			3	100%	3
WINKLER COURT		2	1	33%	3
VELOCITY CARE			3	100%	3
PROPATH			3	100%	3
MEDEXPRESS URGENT CARE-ARLINGTON		2	1	33%	3
GADSDEN COUNTY HEALTH DEPARTMENT			3	100%	3
CVS IL4778POCT EVANSTON		3			3
BAYCARE MEDICAL GROUP, INC		3			3
BLUE SPRINGS SURGERY CENTER		3			3
JOHNNIE RUTH CLARKE LAB			3	100%	3
ADVANCED URGENT CARE CENTER OF THE UPPER KEYS		1	2	67%	3
MINUTECLINIC DIAGNOSTIC OF MICHIGAN, P		3			3
MINUTECLINIC 7196		2	1	33%	3
UNIVERSITY OF MICHIGAN		2	1	33%	3
MEDEXPRESS URGENT CARE - WILKES BARRE		2	1	33%	3
NEMOURS CHILDRENS PRIMARY CARE HORIZON WEST			3	100%	3
WINDER NURSING INC DBA WINDER HEALTH CARE		3			3



# COVID-19: testing by laboratory

Data through Feb 27, 2021 verified as of Feb 28, 2021 at 09:25 AM

Data in this report are provisional and subject to change.

The numbers in the table below represent the number of Florida and non-Florida residents for whom test results were received by the Department of Health. A person can be tested by more than one laboratory and can have both positive and negative results. **Therefore, the sum of the numbers in each column will be larger than the total number of people tested.**

Reporting lab	Inconclusive	Negative	Positive	Percent positive	Total
CLARA MAASS TRANSITIONAL CARE UNIT		3			3
AMI ST FRANCIS HOSPITAL LABORATORY		2	1	33%	3
BRADENTON PHYSICIAN MEDICAL CENTER			3	100%	3
CVS GA5637POCT VILLA RICA		3			3
Rosedale Green		3			3
CVS MN6811POCT PLYMOUTH		3			3
PARKWAY DRUGS OF ONEIDA COUNTY NORTH I		2	1	33%	3
ADVENTHEALTH MEDICAL GROUP PEDIATRICS AT APOPKA		2			2
MEDEXPRESS URGEN CARE - EAST BRUNSWICK		2			2
CONWAY MEDICAL CENTER			2	100%	2
Manorcare Health Services West Reading North		2			2
GINKGO-IXLAYER		2			2
FLORIDA PRIMARY CARE CENTER PA		2			2
PruittHealth Lakehaven		2			2
MARLBORO URGENT CARE		2			2
TMH EC NORTHEAST LABORATORY			2	100%	2
MARCO ISLAND MEDICAL CENTER			2	100%	2
SOMA MEDICAL CENTER PA #3 GREENACRES			2	100%	2
UT AUSTIN UNIVERSITY HEALTH SERVICES			2	100%	2
ANDERSON COUNTY HOSPITAL			2	100%	2
MEDEXPRESS - WILMINGTON KIRKWOOD HIGHWAY		2			2
NORTON IMMEDIATE CARE CENTER - PRESTON			2	100%	2
Kroger 739 - The Little Clinic La Grange Road		2			2
SOUTHEAST GEORGIA HEALTH SYSTEM			2	100%	2
MINUTECLINIC DIAG OF IND, LLC #6553		2			2
PEACEHEALTH CENTRAL		2			2
NATIONWIDE LABORATORY SERVICES		1	1	50%	2
NEMOURS CHILDREN'S PRIMARY CARE OF VERO BEACH			2	100%	2
DURAND SENIOR CARE & REHAB CENTER		2			2
SOUTH DAKOTA DEPARTMENT OF HEALTH		2			2
PHYSICIANS CARE INC		1	1	50%	2
BAY CORRECTIONAL AND REHABILITATION FACILITY			2	100%	2
ACN PHYSICIANS GROUP CORP			2	100%	2
SUNBRIDGE CARE & REHAB FOR DECATUR		2			2
COLONIAL MEDICAL CENTER-EAST ORLANDO			2	100%	2
HEARTLAND HOME HEALTH CARE		2			2
Kroger 686 - The Little Clinic Farragut		2			2
CVS AZ9290POCT PHOENIX		2			2
STARLING AT SAN JOSE			2	100%	2
VITAL CARE CLINIC, LLC			2	100%	2
CITRUS HEALTH NETWORK INC			2	100%	2
MINUTECLINIC LLC (2335)		1	1	50%	2
FKC AMELIA ISLAND DIALYSIS			2	100%	2
JOHN D. ARCHBOLD MEM. HOSPITAL			2	100%	2
LEHIGH MEDICAL AND RESEARCH CENTER, INC			2	100%	2
OELWEIN HEALTH CARE CENTER		2			2

# COVID-19: testing by laboratory

Data through Feb 27, 2021 verified as of Feb 28, 2021 at 09:25 AM

Data in this report are provisional and subject to change.

The numbers in the table below represent the number of Florida and non-Florida residents for whom test results were received by the Department of Health. A person can be tested by more than one laboratory and can have both positive and negative results. **Therefore, the sum of the numbers in each column will be larger than the total number of people tested.**

Reporting lab	Inconclusive	Negative	Positive	Percent positive	Total
FLAGLER PROFESSIONAL HEALTH CAE SERVICES INC		2			2
PENSACOLA MEDICAL CLINIC LLC			2	100%	2
SYNEOS HEALTH			2	100%	2
87TH MEDICAL GROUP - MCGUIRE AMBULATORY CARE FACILITY		2			2
MID-FLORIDA HEMATOLOGY AND ONCOLOGY CENTERS		2			2
ONTARIO COUNTY PUBLIC HEALTH		2			2
MASSACHUSETTS DEPARTMENT OF HEALTH			2	100%	2
ORLANDO LUTHERAN TOWERS		1	1	50%	2
ADVENTHEALTH MEDICAL GROUP INTERNAL MEDICINE AT			2	100%	2
Robert Cranfield			2	100%	2
CVS IL1170POCT JOLIET		2			2
TRINITAS REGIONAL MEDICAL CENTER		1	1	50%	2
KAILOS GENETICS INC			2	100%	2
PRECISION DIAGNOSTIC INC		2			2
JOHN KNOX MANOR INC II		1	1	50%	2
CVS SC7334POCT LEXINGTON		2			2
Warren Center for Rehabilitation and Nursing		2			2
SHERIDAN AT HOBE SOUND, THE			2	100%	2
ASHLEY PEDIATRICS			2	100%	2
HEALTH FIRST MEDICAL GROUP			2	100%	2
ST. JOSEPH REGIONAL MEDICAL CENTER			2	100%	2
GASTROENTEROLOGY ASSOCIATES			2	100%	2
WALGREENS #07936		2			2
CLINICAL REFERENCE LABORATORY, INC		2			2
LABCORP OF AMERICA HOLDINGS		1	1	50%	2
CVS IN8669POCT INDIANAPOLIS		2			2
The Grand Rehabilitation & Nursing Utica		2			2
Birchaven		2			2
LAKE BALDWIN			2	100%	2
GULF COAST IMMEDIATE CARE CENTER		1	1	50%	2
CHRISTUS SPOHN HOSPITAL			2	100%	2
CITRUS DERMATOLOGY			2	100%	2
AUSTIN REGIONAL CLINIC MICROBIOLOGY LAB			2	100%	2
MEDERI CARETENDERS		1	1	50%	2
Greystone Nursing and Rehab, LLC			2	100%	2
BELLIN HOSPITAL			2	100%	2
MEDSTAR HARBOR HOSPITAL			2	100%	2
FIRST PREVENTION AND DIALYSIS CENTER LLC			2	100%	2
INSPIRE HEALTHCARE CENTER			2	100%	2
CVS IN6559POCT AVON		2			2
MEASE COUNTRYSIDE HOSPITAL CARDIAC REH			2	100%	2
Buena Vista Care Center		2			2
PRIMARY HEALTH CARE ASSOCIATES INC			2	100%	2
LINIL VISITING NURSES, INC		2			2
MAGNOLIA MANOR OF COLUMBUS		2			2
HAWAII DEPARTMENT OF HEALTH			2	100%	2

# COVID-19: testing by laboratory

Data through Feb 27, 2021 verified as of Feb 28, 2021 at 09:25 AM

Data in this report are provisional and subject to change.

The numbers in the table below represent the number of Florida and non-Florida residents for whom test results were received by the Department of Health. A person can be tested by more than one laboratory and can have both positive and negative results. **Therefore, the sum of the numbers in each column will be larger than the total number of people tested.**

Reporting lab	Inconclusive	Negative	Positive	Percent positive	Total
UTMB PATHOLOGY CLINICAL SERVICES LABORATORY			2	100%	2
NORTH COUNTRY FAMILY HEALTH CENTER INC		2			2
LEGACY ER & URGENT CARE - FRISCO WEST			2	100%	2
MANATEE MEMORIAL HOSPITAL CLINICAL LABORATORY			2	100%	2
PEDIATRICS IN NORTH FLORIDA PA			2	100%	2
HERNANDO CHILDREN'S			2	100%	2
MINUTECLINIC, LLC, DBA MINUTECLINIC #4		2			2
MAINE CENTER FOR DISEASE CONTROL AND PREVENTION			2	100%	2
AdventHealth Care Center Orlando North			2	100%	2
ONE MEDICAL GROUP		1	1	50%	2
MINUTECLINIC DIAGNOSTIC OF TEXAS, LLC #7435		2			2
ALVERNO CLINICAL LABORATORIES			2	100%	2
MEDEXPRESS URGENT CARE- ALLISON PARK		1	1	50%	2
NORTH MCALLEN PEDIATRIC CENTER			2	100%	2
AFC URGENT CARE CLEVELAND			2	100%	2
EXPRESS CARE WALK-IN CLINIC			2	100%	2
FASTCARE LLC			2	100%	2
ASANTE ROGUE REGIONAL MEDICAL CENTER L		2			2
BAYCARE LABORATORIES			2	100%	2
BIRMINGHAM INTERNAL MEDICINE ASSOCIATE		1	1	50%	2
MEDEXPRESS URGENT CARE - ROSS TOWNSHIP		2			2
MINUTECLINIC MINUTECLINIC #4978		1	1	50%	2
IN AND OUT URGENT CARE			2	100%	2
Kroger 687 - The Little Clinic Sugar Hill		1	1	50%	2
WURLAND NURSING AND REHABILITATION, L		2			2
WE CARE HOME HEALTH SOLUTIONS LLC			2	100%	2
MCLAREN REGIONAL MEDICAL CENTER			2	100%	2
SOUTHCARE PHARMACY INC			2	100%	2
QUEST DIAGNOSTICS INCORPORATED			2	100%	2
CSS- TWELVE OAKS			2	100%	2
MEASE MANOR MEMORY CARE		2			2
HANOVER ENDOSCOPY CENTER		2			2
MORRISTOWN MEMORIAL HOSPITAL		2			2
BROOKDALE PALM BEACH GARDENS			2	100%	2
ADVANCED MEDICAL CARE			2	100%	2
First Care Living Center/Essentia Health			2	100%	2
MISSION HOSPITAL REGIONAL MEDICAL CENTER			2	100%	2
Iowa Veterans Home		2			2
BFT LAB			2	100%	2
MINUTECLINIC DIAGNOSTIC PA #3344		2			2
MATHER HOSPITAL			2	100%	2
BD MEDICAL SYSTEMS			2	100%	2
OSF SAINT FRANCIS MEDICAL CENTER			2	100%	2
FALCON HEALTH CENTER			2	100%	2
PINARD HOME HEALTH SERVICES INC			2	100%	2
FLORIDA DEPARTMENT OF HEALTH IN LEE COUNTY		1	1	50%	2

# COVID-19: testing by laboratory

Data through Feb 27, 2021 verified as of Feb 28, 2021 at 09:25 AM

Data in this report are provisional and subject to change.

The numbers in the table below represent the number of Florida and non-Florida residents for whom test results were received by the Department of Health. A person can be tested by more than one laboratory and can have both positive and negative results. **Therefore, the sum of the numbers in each column will be larger than the total number of people tested.**

Reporting lab	Inconclusive	Negative	Positive	Percent positive	Total
MAJESTIC GUARDIANS			2	100%	2
RIVERVIEW MEDICAL CLINIC		2			2
NORTHSIDE FAMILY MEDICINE AND URGENT CARE (HOLLY SPRINGS)		2			2
Good Samaritan Society-Blackduck		1	1	50%	2
MID-FLORIDA PATHOLOGY LLC - MOBILE UNIT # 3			2	100%	2
Luther Acres Manor		2			2
CVS AZ10150POCT PHOENIX		2			2
ADVENT HEALTH CENTRAL TEXAS		1	1	50%	2
AIRPORT CLINIC			2	100%	2
UNIVERISTY OF MEMPHIS ATHLETIC TRAINI		2			2
SOLERA SPECIALTY PHARMACY LLC		1	1	50%	2
BIOMAT USA			2	100%	2
CVS OH3458POCT BEAVERCREEK		2			2
Cedar Valley Nursing & Rehab Center		2			2
OUR LADY OF THE LAKE REGIONAL MEDICAL CENTER			2	100%	2
COASTAL MEDICAL LAB			2	100%	2
CENTRAL FLORIDA FAMILY HEALTH CENTER		2			2
LAKE SUCCESS EXTENDED CARE		2			2
OAKBRIDGE TERRACE AT SAE			2	100%	2
SARASOTA IMMEDIATE CARE			2	100%	2
MEMORIAL HOSPITAL OF SOUTH BEND			2	100%	2
STARMED FAMILY & URGENT CARE			2	100%	2
Kroger 596 - The Little Clinic Brentwood		2			2
POINTE AT NEW PORT PLACE,THE		2			2
VELOCITY URGENT CARE			2	100%	2
SIGNATURE CARE LEWISVILLE-EMERGENCY CENTER		1	1	50%	2
VENETIAN GARDENS		2			2
FLORIDA MEDICAL CENTER			2	100%	2
ASPIRUS RIVERVIEW HOSPITAL & CLINICS INC		1	1	50%	2
CLINICAL CARE INC			2	100%	2
DELRAY BEACH HEALTH DEPT LAB			2	100%	2
Timber Ridge Health Care Center			2	100%	2
MAGNOLIA ADULT, LLC			2	100%	2
MEDEXPRESS URGENT CARE - OMAHA N 72 ST		2			2
FLORIDA SCHOOL FOR THE DEAF & BLIND			2	100%	2
SUNSHINE PHARMACY		2			2
HCR MANOR CARE SERVICES OF FLORIDA III INC		2			2
SACRED HEART HOSPITAL ON THE EMERALD			2	100%	2
INTERMOUNTAIN MEDICAL CENTER			2	100%	2
SIMMONS			2	100%	2
POPLAR HEALTHCARE			2	100%	2
FLORIDA DEPARTMENT OF HEALTH IN ESCAMBIA COUNTY		1	1	50%	2
STATCARE URGENT AND WALK-IN			2	100%	2
CVS M08581POCT BLUE SPRINGS		1	1	50%	2
REELFOOT FAMILY WALK IN CLINIC - TIPT		2			2
AUGUSTA HEALTH SKILLED CARE			2	100%	2

# COVID-19: testing by laboratory

Data through Feb 27, 2021 verified as of Feb 28, 2021 at 09:25 AM

Data in this report are provisional and subject to change.

The numbers in the table below represent the number of Florida and non-Florida residents for whom test results were received by the Department of Health. A person can be tested by more than one laboratory and can have both positive and negative results. **Therefore, the sum of the numbers in each column will be larger than the total number of people tested.**

Reporting lab	Inconclusive	Negative	Positive	Percent positive	Total
BAYLOR COLLEGE OF MEDICINE			2	100%	2
RAPID MEDLAB (004MO)		2			2
Bedford Care Center of Hattiesburg		2			2
Kroger 400 - The Little Clinic Hartley Bridge Rd		1	1	50%	2
MARTIN MEDICAL CENTER INC		1	1	50%	2
CHILDREN'S MEDICAL CENTER-EAST ORLANDO			2	100%	2
EASTLAKE MEDICAL CENTER		2			2
LAKEVIEW HEALTH CARE SYSTEM LLC			2	100%	2
WELLSTAR KENNESTONE HOSPITAL			2	100%	2
CVS MD1881POCT DUNKIRK		2			2
CVS SC4286POCT EASLEY		2			2
MINUTE-CLINIC DIAGNOSTIC OF VIRGINIA, LLC		2			2
BOONES CREEK URGENT CARE		1	1	50%	2
MEDEXPRESS URGENT CARE - JEANNETTE		2			2
RIGHT AT HOME			2	100%	2
AYASS BIOSCIENCE LLC			2	100%	2
CONCENTRA - PLANT CITY		2			2
CVS IL8753POCT CHICAGO		2			2
LILY PHARMACY		2			2
CEDARS-SINAI MEDICAL CENTER			2	100%	2
STANFORD HEALTH CARE ANATOMIC PATHOLOGY & CLINICAL LAB			2	100%	2
DEBORAH HEART AND LUNG CENTER		2			2
PLASMA MED RESEARCH DBA		2			2
MARCO ISLAND HOSPITAL INC D/B/A		1	1	50%	2
NEW YORK PSYCHIATRIC INSTITUTE		2			2
METHODIST MANSFIELD MEDICAL CENTER			2	100%	2
ALL PEDIATRIC CARE PA			2	100%	2
CONCENTRA - ORLANDO SOUTH II		2			2
CVS IL3163POCT OAK PARK		2			2
WHOLE CHILD PEDIATRICS			2	100%	2
SPECTRA LABS		1	1	50%	2
BERNHARDT LABORATORIES INC			2	100%	2
ACKERMAN CANCER CENTER		2			2
FLORIDA MEDICAL CLINIC RADIOLOGY DALE MABRY		2			2
PM PEDIATRICS OF BAYSIDE, PLLC - RIVE		2			2
VALLEY BAPTIST MEDICAL CENTER: BROWNSVILLE			2	100%	2
WOMENS CARE FLORIDA LLC-LABORATORY		2			2
SUMMIT URGENT CARE PS			2	100%	2
VAULT HEALTH			2	100%	2
HEALTH PARTNERS REGIONAL HOSPITAL			2	100%	2
EAST SIDE CLINICAL LABORATORY		1	1	50%	2
MINUTECLINIC DIAGNOSTIC OF OHIO #6192		2			2
CVS KY4779POCT LOUISVILLE		2			2
GERM BUSTERS 911 LLC			2	100%	2
NEMOURS CHILDREN'S URGENT CARE			2	100%	2
MINUTECLINIC #2797		2			2

# COVID-19: testing by laboratory

Data through Feb 27, 2021 verified as of Feb 28, 2021 at 09:25 AM

Data in this report are provisional and subject to change.

The numbers in the table below represent the number of Florida and non-Florida residents for whom test results were received by the Department of Health. A person can be tested by more than one laboratory and can have both positive and negative results. **Therefore, the sum of the numbers in each column will be larger than the total number of people tested.**

Reporting lab	Inconclusive	Negative	Positive	Percent positive	Total
NORTHSIDE FAMILY MEDICINE AND URGENT CARE (EAST COBB)		2			2
MERCY CONVENIENT CARE			2	100%	2
PALM BEACH DIABETES & ENDOCRINE SPECIALISTS PA			2	100%	2
ADVENTHEALTH EAST ORLANDO EMPLOYEE CLINIC		2			2
SENDER RETREAT ADULT DAY CARE CENTERS			2	100%	2
POMERENE HOSPITAL			2	100%	2
PHOEBE BERKS HEALTH CARE CENTER		2			2
AMEDISYS HOME HEALTH OF GREENVILLE			2	100%	2
Good Samaritan Society Waukon		2			2
ACM MEDICAL LABORATORY ALLIANCE			2	100%	2
POMONA VALLEY COMMUNITY HOSPITAL			2	100%	2
CVS MO4850POCT SPRINGFIELD		2			2
UNIVERSITY OF TEXAS AT EL PASO, THE			2	100%	2
VANAYER HEALTHCARE AND REHAB CENTER		2			2
MID AMERICA CLINICAL LABS			2	100%	2
SEACOAST PATHOLOGY PROFESSIONAL ASSOC		2			2
LEXINGTON PLACE			2	100%	2
ManorCare Rehab Center of Marietta		2			2
NYU WINTHROP LABORATORY		2			2
MELBOURNE URGENT CARE			2	100%	2
CVS MO5724POCT KANSAS CITY		2			2
ST JOHN'S RIVERSIDE HOSPITAL		2			2
COOK HOSPITAL AND CARE CENTER		1	1	50%	2
WEAKLEY COUNTY REHAB AND NURSING CENTER		2			2
PREVENTIVE HEALTH PARTNERS I L S C		2			2
PALOS COMMUNITY HOSPITAL LABORATORY			2	100%	2
CLEARWATER PAIN MANAGEMENT ASSOCIATES			2	100%	2
AGILE URGENT CARE			2	100%	2
CHARLOTTE COUNTY HEALTH DEPARTMENT			2	100%	2
BAYSHORE MEDICAL CENTER			2	100%	2
ROYAL CARE MEDICAL CENTER			2	100%	2
GOLDSTEIN			2	100%	2
DR. G'S URGENT CARE			2	100%	2
PEACE RIVER MEDICAL CENTER		2			2
DRR JMC URGENT CARE DONALD ROSS			2	100%	2
MINUTECLINIC, DIAGNOSTIC OF TEXAS, LLC		2			2
NAVAL BRANCH MEDICAL CLINIC			2	100%	2
BAPTIST HEALTHCARE - LAKEVIEW CENTER INC		2			2
LEE MEMORIAL HOSPITAL BLOOD GAS LAB			2	100%	2
RAPID URGENT CARE - ALBANY			2	100%	2
Kroger 550 - The Little Clinic Bellevue		2			2
RAINY LAKE MEDICAL CENTER			2	100%	2
Kroger 895 - The Little Clinic Green Hills		2			2
SERENADES BY SONATA		1	1	50%	2
INTEAM HEALTH, INC.			2	100%	2
PANCARE HEALTH - FRANKLIN CO			2	100%	2

# COVID-19: testing by laboratory

Data through Feb 27, 2021 verified as of Feb 28, 2021 at 09:25 AM

Data in this report are provisional and subject to change.

The numbers in the table below represent the number of Florida and non-Florida residents for whom test results were received by the Department of Health. A person can be tested by more than one laboratory and can have both positive and negative results. **Therefore, the sum of the numbers in each column will be larger than the total number of people tested.**

Reporting lab	Inconclusive	Negative	Positive	Percent positive	Total
GULF COAST REGIONAL MEDICAL CARE		2			2
CVS ME329POCT PORTLAND		2			2
MINUTECLINIC DIAGNOSTIC MEDICAL		2			2
METROHEALTH SYSTEM			2	100%	2
WALGREEN #6538		2			2
UNIVERSITY HEALTH SERVICES RIVER CAMPUS		2			2
DESERT HOSPITAL/CPHU CLINICAL LABORATORY			2	100%	2
CVS PA1657POCT YORK		1	1	50%	2
EXPEDIAN URGENT CARE			2	100%	2
CROSTOWN PHARMACY		2			2
UNIVERSITY OF MARYLAND MEDICAL CENTER			2	100%	2
CDK LIBERTY ENTERPRISES, LLC		2			2
LAB CORP OF AMER SAN DIEGO			2	100%	2
WILLIAMSBURGH CHAI CARE		2			2
CLEAR LAKE REGIONAL MEDICAL CENTER			2	100%	2
MY PHARMACY			2	100%	2
MARINA ISLE ASSISTED LIVING		2			2
HAMILTON CHD		2			2
CROSSROADS			2	100%	2
TALLAHASSEE MEMORIAL HEALTHCARE FAMILY MED RESIDENCY			2	100%	2
Kroger 096 - The Little Clinic Orchard and Holly		2			2
AFFORDABLE PRIMARY CARE LLC		2			2
BAYCARE OUTREACH LAB WH SOUTH			2	100%	2
PALMS OF FT MYERS,THE			2	100%	2
MEMORIAL HEALTH SYSTEM		1	1	50%	2
OAKMONT WEST- GREENVILLE SC		2			2
INTEGRATED REGIONAL LABS			2	100%	2
CVS OH4301POCT NORTHFIELD		2			2
TRINITY DIALYSIS			2	100%	2
BOSTON PUBLIC HEALTH COMMISSION			2	100%	2
HAMILTON COUNTY HEALTH DEPARTMENT		2			2
CQUENTIA NGS, LLC			2	100%	2
Church Creek SNF			2	100%	2
LPG COCONUT POINT - FAMILY/ INTERNAL MEDICINE		2			2
Hackensack Univ Medical Center At Pasc		1	1	50%	2
SPECIALTY LABORATORIES			2	100%	2
TRICORE REFERENCE LABORATORY		1	1	50%	2
Kroger 647 - The Little Clinic Newnan Crossings		1	1	50%	2
THE HOSPITAL OF PROVIDENCE EMERGENCY ROOM			2	100%	2
WILLAMETTE VALLEY TOXICOLOGY LLC		2			2
EMERALD TRACE		2			2
LABRADOR PRIMARY CARE CENTER			2	100%	2
USCG ABBOTT BINAXNOW		1	1	50%	2
PICHARDO CLINIC, THE			2	100%	2
STUDENT HEALTH SERVICES			2	100%	2
LEGACY ER AND URGENT CARE			2	100%	2

# COVID-19: testing by laboratory

Data through Feb 27, 2021 verified as of Feb 28, 2021 at 09:25 AM

Data in this report are provisional and subject to change.

The numbers in the table below represent the number of Florida and non-Florida residents for whom test results were received by the Department of Health. A person can be tested by more than one laboratory and can have both positive and negative results. **Therefore, the sum of the numbers in each column will be larger than the total number of people tested.**

Reporting lab	Inconclusive	Negative	Positive	Percent positive	Total
OLEAN GENERAL HOSPITAL		2			2
BUCKINGHAM PLACE ALF		2			2
NEIGHBORCARE PHARMACY SERVICES		2			2
BENEVA LAKES ASSISTED LIVING CENTER			2	100%	2
REGIONAL MEDICAL CENTER BAYONET POINT			2	100%	2
SUNNYSIDE MANOR		2			2
ACCESS MEDICAL GROUP OF FLORIDA CITY			2	100%	2
HARRINGTON PARK HEALTH AND REHAB		2			2
STUART SURGERY CENTER, LLC			2	100%	2
FLORIDA DEPARTMENT OF HEALTH (FDOH)			2	100%	2
COLUMBIA COTTAGE		2			2
Kroger 853 - The Little Clinic East Broad Street		2			2
NORTH OKALOOSA PHYSICIAN GRP - WALK IN CLINIC			2	100%	2
MEDEXPRESS URGENT CARE-BLOOMFIELD AVEN		2			2
MEMORIAL SLOAN KETTERING CANCER CENTER		1	1	50%	2
HOLY TRINITY PHARMACY LLC		2			2
Kroger 745 - The Little Clinic Somerset		2			2
Kroger 619 - The Little Clinic Hendersonville Indian Lake		2			2
WARE EXPRESS CARE			2	100%	2
ATLAS GENOMICS			2	100%	2
CREATIVE HEALTH CENTER			2	100%	2
MEDEXPRESS URGENT CARE - CEDAR KNOLLS		2			2
Tidelands Health Rehabilitation Hospital			2	100%	2
MEDEXPRESS URGENT CARE-SELINSNGROVE		2			2
COOPER CLINIC			2	100%	2
LEGACY LABORATORY SERVICES			2	100%	2
Jackson Health Care Facility			2	100%	2
US LABS		2			2
BLUEWATER TOXICOLOGY			2	100%	2
ACCESS LABORATORIES LLC			2	100%	2
CVS PA2687POCT EXTON		2			2
VIRGINIA DEPT OF HEALTH OFFICE OF EPIDEMIOLOGY			2	100%	2
GALEN BAYLOR EXTENSION		2			2
CVS MO10151POCT SPRINGFIELD		1	1	50%	2
THE WINDSOR ORTEGA		2			2
TENNESSEE DEPARTMENT OF HEALTH (TDH) - REGIONAL LABORATORY			2	100%	2
NYU LANGONE HUNTINGTON MEDICAL GROUP		2			2
MINUTECLINIC DIAGNOSTIC OF VIRGINIA, LLC #1416		2			2
CVS SC7567POCT BOILING SPRINGS		1	1	50%	2
WISE HEALTH SYSTEM		1	1	50%	2
Hartwell Health and Rehabilitation		2			2
PTC LABORATORIES			2	100%	2
URGENT CARE AND SURGERY CENTER			2	100%	2
MINUTECLINIC, LLC #07852		2			2
RICHICHI FAMILY HEALTH			2	100%	2
ROPER HOSPITAL			2	100%	2



# COVID-19: testing by laboratory

Data through Feb 27, 2021 verified as of Feb 28, 2021 at 09:25 AM

Data in this report are provisional and subject to change.

The numbers in the table below represent the number of Florida and non-Florida residents for whom test results were received by the Department of Health. A person can be tested by more than one laboratory and can have both positive and negative results. **Therefore, the sum of the numbers in each column will be larger than the total number of people tested.**

Reporting lab	Inconclusive	Negative	Positive	Percent positive	Total
DMC UNIVERSITY LABORATORIES		1	1	50%	2
CVS PA1193POCT JENKINTOWN		2			2
Kroger 328 - The Little Clinic Henderson Road		2			2
NORTH MANATEE HEALTH CARE CENTER			2	100%	2
WALGREENS #13605		2			2
Huntington Health Care and Rehabilitation Center		2			2
TRUSTBRIDGE			2	100%	2
SCIENTIFIC LABORATORY COMPANY		2			2
HUMILITY OF MARY HEALTH PARTNERS			2	100%	2
Holiday Retirement Home			2	100%	2
ACCESS CARE MEDICAL GROUP LLC		2			2
CVS TX7288POCT DALLAS		2			2
Kroger 522 - The Little Clinic Gahanna		1	1	50%	2
CHAPPEL GROUP RESEARCH, THE		2			2
COMMUNITY HEALTH CENTERS OF PINELLAS, INC			2	100%	2
PINELLAS CHD - CLEARWATER		1	1	50%	2
SOUTHEASTERN INSTITUTE OF RESTORATIVE MEDICINE		1	1	50%	2
SOUTH BEND MEDICAL FOUNDATION			2	100%	2
ADVANTA ANALYTICAL LABORATORIES			2	100%	2
WISCONSIN STATE LABORATORY OF HYGIENE		1	1	50%	2
PRECISION CLINICAL RESEARCH			2	100%	2
CARE 365			2	100%	2
AMERICAN MEDICAL LABORATORIES			2	100%	2
MOBILE COUNTY HEALTH DEPARTMENT		1	1	50%	2
CARE NOW DENTON			2	100%	2
CVS HEALTH, #1994		1	1	50%	2
DNA DIAGNOSTICS CENTER		2			2
MEDEXPRESS URGENT CARE - BROOKHAVEN		2			2
UF KANAPAH LAB BEAKER		2			2
ATHENA CARE RESOURCES LLC		2			2
PREMIER PEDIATRICS			2	100%	2
CHNJ		2			2
University Plaza Rehabilitation and Nursing			2	100%	2
MEDEXPRESS URGENT CARE - SPRINGFIELD, COOLEY ST		2			2
INA		1	1	50%	2
PREMIER MEDICAL LABORATORY			2	100%	2
PARKLAND HEALTH & HOSPITAL			2	100%	2
MOBILE HEALTH LABS LLC			2	100%	2
DOCTOR'S IN-HOUSE LAB/COMMUNITY HEALTH CENTERS OF PINELLAS - JOHNNIE R			2	100%	2
MEDEXPRESS URGENT CARE FOX CHAPEL		2			2
INTERNAL MEDICINE & PEDIATRICS WELLNESS CENTER			2	100%	2
HOLY FAMILY MEDICAL CENTER		1	1	50%	2
PM PEDIATRICS OF SELDEN, PLLC		2			2
VA OUTPATIENT PHARMACY			2	100%	2
FLORIDA MEDICAL CLINIC, LLC			2	100%	2
BRANDYWYNE HEALTH CARE CENTER			2	100%	2

# COVID-19: testing by laboratory

Data through Feb 27, 2021 verified as of Feb 28, 2021 at 09:25 AM

Data in this report are provisional and subject to change.

The numbers in the table below represent the number of Florida and non-Florida residents for whom test results were received by the Department of Health. A person can be tested by more than one laboratory and can have both positive and negative results. **Therefore, the sum of the numbers in each column will be larger than the total number of people tested.**

Reporting lab	Inconclusive	Negative	Positive	Percent positive	Total
NATHAN LITTAUER HOSPITAL LAB		2			2
Heartland Healthcare Center Boca Raton			2	100%	2
NEBRASKA MEDICAL CENTER			2	100%	2
MINUTECLINIC DIAGNOSTIC OF OHIO #6139		2			2
CHEROKEE COUNTY HEALTH AND REHAB CENTER		2			2
ALL4KIDZ PEDIATRICS LLC		2			2
JUST BELIEVE RECOVERY CENTER			2	100%	2
INTEGRITY CLINICAL RESEARCH CENTER INC		1	1	50%	2
Walgreens #12427		1	1	50%	2
SPRING HILL REGIONAL HOSPITAL			2	100%	2
CHESTERFIELD HEALTHCARE GROUP, INC		2			2
TEXAS HEALTH CARE			2	100%	2
BIOHEALTH MEDICAL LAB INC			2	100%	2
ADVENTHEALTH IMAGING PARTIN SETTLEMENT			2	100%	2
BROOKDALE ALTAMONTE SPRINGS			2	100%	2
SAFE PMC		2			2
BOND COMMUNITY HEALTH CENTER			2	100%	2
OAKMONT EAST- GREENVILLE SC, LLC		2			2
VOLUNTEERS OF AMERICA OF FLORIDA			2	100%	2
RELIANCE MEDICAL CENTER			2	100%	2
DEER'S HEAD CENTER		2			2
LIFETIME FAMILY URGENT CARE			2	100%	2
NEMOURS CHILDREN'S URGENT CARE LAKE NONA			2	100%	2
MINUTECLINIC, LLC #05891		1	1	50%	2
MOUNT SINAI AVENTURA DIAGNOSTIC CENTER			2	100%	2
Kroger 101 - The Little Clinic Hill Top		2			2
WEST COCOA PHARMACY			2	100%	2
AZALEA HEALTH AND REHABILITATION		2			2
TENNESSEE VALLEY HCS			2	100%	2
FEDERAL CORRECTIONAL INSTITUTION MARIANNA			2	100%	2
SHELBYVILLE HOSPITAL COMPANY		2			2
Cortland Acres Association		2			2
F W HUSTON MEDICAL CENTER SENIOR LIVIN		2			2
CLEVELAND CLINIC IMAGING			2	100%	2
MINUTECLINIC #1773		2			2
MAYO CLINIC COUMADIN CLINIC LABORATORY		1	1	50%	2
CARTER BLOOD CARE			2	100%	2
RAPID RESULT CORP LLC		1	1	50%	2
UW HOSPITAL AND CLINICS		1	1	50%	2
Kroger 020 - The Little Clinic Wheat Ridge		2			2
SWEETWATER NURSING CENTER		2			2
MINUTE-CLINIC DIAGNOSTIC OF VIRGINIA, LLC #3949		2			2
ST LUKES HOSPITAL			2	100%	2
KEY WEST HMA PHYSICIAN MANAGEMENT, LLC			2	100%	2
DOWN HOME MEDICAL			2	100%	2
ORLANDO HEALTH PHYSICIAN GROUP			2	100%	2

# COVID-19: testing by laboratory

Data through Feb 27, 2021 verified as of Feb 28, 2021 at 09:25 AM

Data in this report are provisional and subject to change.

The numbers in the table below represent the number of Florida and non-Florida residents for whom test results were received by the Department of Health. A person can be tested by more than one laboratory and can have both positive and negative results. **Therefore, the sum of the numbers in each column will be larger than the total number of people tested.**

Reporting lab	Inconclusive	Negative	Positive	Percent positive	Total
PM PEDIATRICS OF BAYSIDE PLLC - HOPEWELL JUNCTION		2			2
EASTSIDE SPORTS COMPLEX			2	100%	2
NORTH DAKOTA VETERANS HOME		2			2
WASHINGTON STATE DEPARTMENT OF HEALTH PUBLIC HEALTH LABORATORIES			2	100%	2
TGH Brandon Healthplex Laboratory			2	100%	2
NEW GEN LABS			2	100%	2
NYUMC CLINICAL LABORATORIES			2	100%	2
CITRUS PARK			2	100%	2
APC PEDIATRICS			2	100%	2
ARLINGTON DIALYSIS CENTER LLC		2			2
MIDLAND MEMORIAL HOSPITAL			2	100%	2
MEDEXPRESS URGENT CARE - SOUTH CHARLESTON		2			2
BROOKS -TLC HOSPITAL SYSTEM			2	100%	2
ADVENTIST HINSDALE HOSPITAL LABORATORY			2	100%	2
REGIONS HOSPITAL LABORATORY			2	100%	2
THE FOUNTAIN AT BOCA CIEGA BAY		2			2
GRANDVIEW COLLEGE STUDENT HEALTH CENTE		2			2
SMITH NORTHVIEW HOSPITAL LAB			2	100%	2
CVS MA447POCT NORTHAMPTON		2			2
VALLEY MEDICAL LABORATORY			2	100%	2
MEDEXPRESS URGENT CARE - LEDGEWOOD		2			2
PUBLIC HEALTH LABORATORY	1		1	50%	2
MILFORD REGIONAL HOSPITAL			2	100%	2
ARCPPOINT LABS OF ALTAMONTE SPRINGS			2	100%	2
INTERNAL MEDICINE ASSOCIATES-DUNELLON			2	100%	2
BROOKSVILLE DIALYSIS			2	100%	2
FLORIDA MEDICAL CENTER OF CLEARWATER		2			2
OCALA REGIONAL KIDNEY CENTER-WEST			2	100%	2
MEDEXPRESS URGENT CARE - ANDERSON		2			2
FLORIDA COMMUNITY HEALTH CENTERS, INC.			2	100%	2
SANFORD REGIONAL HOSPITAL WORTHINGTON		2			2
HEALTH EXPRESS URGENT CARE			2	100%	2
HEALTH & REHAB CTR AT DOLPHINS VIEW, THE			2	100%	2
CVS KS676POCT LAWRENCE		2			2
MIDDLE TENN MENTAL HEALTH INSTITUTE		2			2
MINUTECLINIC DIAGNOSTIC PA #7110		2			2
ENVOY OF FORK UNION, LLC DBA ENVOY AT THE VILLAGE		2			2
UT PATH			2	100%	2
MANSFIELD MEDICAL LODGE			2	100%	2
EAST NAPLES PEDIATRICS			2	100%	2
FAMILY CARE SPECIALISTS OF ORLANDO			2	100%	2
TRUE HEALTH INC			2	100%	2
SCDHEC BUREAU OF LABORATORIES			2	100%	2
ST. ELIZABETH HEALTHCARE			2	100%	2
MEMORIAL HERMANN CONSOLIDATED LABORATORY SERVICES			2	100%	2
RIVERSIDE METHODIST HOSPITAL LAB			2	100%	2

# COVID-19: testing by laboratory

Data through Feb 27, 2021 verified as of Feb 28, 2021 at 09:25 AM

Data in this report are provisional and subject to change.

The numbers in the table below represent the number of Florida and non-Florida residents for whom test results were received by the Department of Health. A person can be tested by more than one laboratory and can have both positive and negative results. **Therefore, the sum of the numbers in each column will be larger than the total number of people tested.**

Reporting lab	Inconclusive	Negative	Positive	Percent positive	Total
PARKRIDGE MEDICAL CENTER			2	100%	2
SPECTRUM HEALTH			2	100%	2
CARENOW LENEXA			2	100%	2
ESCANDON DIAGNOSTIC CLINIC			2	100%	2
RCA LABORATORY SERVICES LLC			2	100%	2
STOP URGENT CARE			2	100%	2
WEST COAST PEDIATRICS			2	100%	2
CHI MEMORIAL PRIMARY CARE ASSOCIATES-A		2			2
MEDAILLE COLLEGE WELLNESS CENTER		2			2
MD NOW URGENT CARE MEDICAL CENTERS INC			2	100%	2
CPL LABS			2	100%	2
HOME ACCESS HEALTH			2	100%	2
MEDEXPRESS URGENT CARE - WEXFORD		2			2
STAGES OF LIFE MEDICAL INSTITUTE			2	100%	2
MEDEXPRESS URGENT CARE - BRIDGEVILLE		2			2
HPH HOME CARE		1	1	50%	2
CROSSROADS URGENT CARE DBA URGENT TEA		2			2
FAMILY FIRST PEDIATRICS			2	100%	2
VETERANS AFFAIRS MEDICAL CENTER - GREATER LOS ANGELES			2	100%	2
WARD MEMORIAL HOSPITAL		2			2
CVS PA7611POCT ALLISON PARK		2			2
LAWRENCE GENERAL HOSPITAL			2	100%	2
JULIE STAATS DO		2			2
MD NOW URGENT CARE CENTER INC.			2	100%	2
EDGEWATER RETIREMENT MANOR			2	100%	2
SARASOTA MEMORIAL MEDICAL URGENT CARE CENTER			2	100%	2
BAYSTATE MEDICAL CENTER		1	1	50%	2
Garden Isle Healthcare and Rehabilitation Center		2			2
FLORIDA CLINICAL LABORATORY INC			2	100%	2
PROSPECT URGENT CARE			2	100%	2
NEMOURS CHILDRENS PRIMARY CARE			2	100%	2
MEDLOGIC, LLC		2			2
PALM BAY COMMUNITY OUTPATIENT CLINIC		2			2
VALUE DRUGS BRONXVILLE INC		2			2
CRUC CMCH-COVID-19		2			2
CITY OF WEST PALM BEACH EMPLOYEE & FAMILY HEALTH		2			2
SPRINGS MEDICAL LAB		1	1	50%	2
SOUTHSIDE FAMILY MEDICAL		2			2
RRMC CREEKSIDE LAB		2			2
ST JOSEPH'S HOSPITAL NORTH LABORATORY			2	100%	2
MEMORIAL HERMANN HOSPITAL			2	100%	2
BUFFALO CROSSINGS HEALTHCARE AND REHABILITATION CENTER			2	100%	2
MARQUESA MEDICAL		2			2
A+ URGENT/PRIMARY CARE			2	100%	2
Colonial Manor Nursing and Rehabilitation Center		2			2
GEISINGER MEDICAL CENTER		2			2

# COVID-19: testing by laboratory

Data through Feb 27, 2021 verified as of Feb 28, 2021 at 09:25 AM

Data in this report are provisional and subject to change.

The numbers in the table below represent the number of Florida and non-Florida residents for whom test results were received by the Department of Health. A person can be tested by more than one laboratory and can have both positive and negative results. **Therefore, the sum of the numbers in each column will be larger than the total number of people tested.**

Reporting lab	Inconclusive	Negative	Positive	Percent positive	Total
YOUTH AND YOU, INC		2			2
CVS MA1006POCT BROCKTON		2			2
UK HEALTHCARE			2	100%	2
LIFELINK OF FLORIDA		1	1	50%	2
INTERCOASTAL FAMILY PRATICE			2	100%	2
DASCENA LAB			2	100%	2
Iron County Medical Care Facility		2			2
BERGEN COUNTY SURGICAL AND ENDOSCOPY CENTER		2			2
BIONIC TECHNOLOGIES CORPORATION			2	100%	2
TEXAS REGIONAL ASTHMA & ALLERGY CENTER			2	100%	2
SHORE MEDICAL CENTER		2			2
CVS CA9606POCT TEMECULA		2			2
FLORIDA DEPARTMENT OF HEALTH PINELLAS COUNTY-			2	100%	2
ASCENSION ST VINCENT'S RIVERSIDE			2	100%	2
UC CORAL GABLES			2	100%	2
Lakeside Oaks Care Center			2	100%	2
HOME CARE PHARMACY OF PALM COAST INC		2			2
SUNCOAST BLOOD BANK			2	100%	2
JBSA-SAM HOUSTON			2	100%	2
Van Wert Manor		2			2
ADVANCE FAMILY PRACTICE LLC□			2	100%	2
ELMHURST MEMORIAL HOSPITAL			2	100%	2
NAVAL MEDICAL CENTER			2	100%	2
FL DEPT OF HEALTH MARION COUNTY MOBILE HEALTH UNIT			2	100%	2
MAYO CLINIC GROUP PRACTICE LABORATORY			2	100%	2
HOUSTON HEALTH DEPARTMENT - BUREAU OF LABORATORY SERVICES			2	100%	2
LAKESIDE HOSPITAL BELLE GLADE			2	100%	2
HELEN HAYES HOSPITAL LABORATORY		2			2
MERCY HEALTH LAB		1	1	50%	2
Manor Care-Kingston Court of York PA, LLC		2			2
KANSAS CITY VA MEDICAL CENTER			2	100%	2
MEMORIAL HERMANN			2	100%	2
NATIONAL JEWISH HEALTH			2	100%	2
MEMORIAL HEALTH UNIVERSITY MEDICAL CENTER			2	100%	2
LIFT HEALTH		2			2
PATIENT FIRST MEDICAL CENTER-CARYTOWN			2	100%	2
JUPITER PEDIATRIC ASSOCIATES, PA		1	1	50%	2
CORMEUM LAB SERVICES, LLC			2	100%	2
Sears Coastal Nursing and Rehab		2			2
BOSTON MEDICAL CENTER			2	100%	2
MEDEXPRESS URGENT CARE-SALINA, S 9TH ST		2			2
INSPIRIT SENIOR LIVING			2	100%	2
ST JOSEPH'S HOSPITAL INC			2	100%	2
MEDEXPRESS URGENT CARE - LINCOLN N 26T		2			2
FIRST CHOICE MEDICAL PC			2	100%	2
SPRINGFIELD HOSPITAL LABORATORY			2	100%	2

# COVID-19: testing by laboratory

Data through Feb 27, 2021 verified as of Feb 28, 2021 at 09:25 AM

Data in this report are provisional and subject to change.

The numbers in the table below represent the number of Florida and non-Florida residents for whom test results were received by the Department of Health. A person can be tested by more than one laboratory and can have both positive and negative results. **Therefore, the sum of the numbers in each column will be larger than the total number of people tested.**

Reporting lab	Inconclusive	Negative	Positive	Percent positive	Total
COMPLETE HEALTH MEDICAL CENTER			2	100%	2
EXCEPTIONAL EMERGENCY CENTER - AMARILLO			2	100%	2
AFC PHYSICIANS OF FLORIDA, PA			2	100%	2
SUMMERFIELD RETIREMENT LIVING, INC			2	100%	2
RIVER CITY MEDICAL ASSOCIATES, INC			2	100%	2
CVS TX7603POCT SAGINAW		2			2
STARR CITY OF ROMA COMMUNITY CENTER			2	100%	2
CVS OH6185POCT PICKERINGTON		2			2
CVS NM8918POCT ALBUQUERQUE		2			2
ENT AND ALLERGY ASSOCIATES OF FLORIDA, LLC			2	100%	2
Macon Valley Nursing and Rehabilitation Center		2			2
DOCTORS CARE OF PALM COAST			2	100%	2
PRIMACARE MEDICAL LAKEWOOD			2	100%	2
SANTA ROSA COUNTY HEALTH DEPARTMENT			2	100%	2
WALKONCLINIC			2	100%	2
CARTERSVILLE MEDICAL CENTER			2	100%	2
Kroger 130 - The Little Clinic Colorado Springs		2			2
CVS NJ837POCT MARLTON		2			2
MEDEXPRESS URGENT CARE, LANCASTER WEST		1	1	50%	2
SHELL POINT HOME HEALTH			2	100%	2
VA CBOC			2	100%	2
DELRAY BEACH HEALTH CENTER			2	100%	2
CVS PA7132POCT THORNDALE		2			2
STARR COUNTY MEMORIAL HOSPITAL			2	100%	2
MIDDLEBURG PEDIATRICS			2	100%	2
UNIVERSITY OF MIAMI SCCC RESEARCH LABORATORY			2	100%	2
EXPRESS CARE OF THE SHOALS		1	1	50%	2
GRACE HEALTHCARE OF LAKE WALES		1	1	50%	2
CVS PA258POCT MCKEES ROCKS		2			2
Kroger 426 - The Little Clinic Suwanee		2			2
Elba Nursing and Rehabilitation Center, LLC		2			2
THOMASVILLE REGIONAL MEDICAL CENTER		2			2
COMMUNITY HEALTH CENTERS INC			2	100%	2
PALM CITY NURSING AND REHAB CENTER			2	100%	2
Great Lakes Health Center			2	100%	2
CVS PA2688POCT COLLEGEVILLE		2			2
BAYCARE OUTREACH LAB			2	100%	2
IN & OUT URGENT CARE METAIRIE			2	100%	2
BAPTIST HEALTH LEXINGTON			2	100%	2
CVS OH5457POCT POWELL		2			2
Kroger 127 - The Little Clinic Lakewood-Alameda		2			2
SUNCOAST COMMUNITY HEALTH CENTERS INC		2			2
MEDEXPRESS URGENT CARE-MT PLEASANT		1	1	50%	2
FLORIDA DEPARTMENT OF HEALTH IN ALACHUA COUNTY -			2	100%	2
LACORP		1	1	50%	2
New Jersey Aim At Smg		2			2

# COVID-19: testing by laboratory

Data through Feb 27, 2021 verified as of Feb 28, 2021 at 09:25 AM

Data in this report are provisional and subject to change.

The numbers in the table below represent the number of Florida and non-Florida residents for whom test results were received by the Department of Health. A person can be tested by more than one laboratory and can have both positive and negative results. **Therefore, the sum of the numbers in each column will be larger than the total number of people tested.**

Reporting lab	Inconclusive	Negative	Positive	Percent positive	Total
THE RIM URGENT CARE			2	100%	2
GOLISANO PEDIATRICS PORT CHARLOTTE HARBOR		2			2
WELL HEALTH LABS			2	100%	2
AMICUS MEDICAL CENTER LLC			2	100%	2
LOWELL GENERAL HOSPITAL			2	100%	2
Avanti Wellness and Rehab			2	100%	2
MEMORIAL HOSPITAL OF CARBONDALE			2	100%	2
Delaware Court Healthcare Center		2			2
CVS SC2269POCT COLUMBIA		2			2
MINUTECLINIC DIAGNOSTIC OF NEVADA-9586		1	1	50%	2
MEDEXPRESS URGENT CARE - SPRINGDALE, S 40TH STREET		2			2
JACKSON LABORATORY OF GENOMIC MEDICINE		2			2
RHODE ISLAND DEPARTMENT OF HEALTH LABORATORIES			2	100%	2
CARESPOT URGENT CARE		1	1	50%	2
FLORIDA MEDICAL CLINIC CARDIOLOGY-ZH			2	100%	2
WALGREENS #05477		2			2
VILLA HEALTH NH LLC			2	100%	2
CVS CT288POCT BRISTOL		2			2
Alden Terrace of McHenry			2	100%	2
MONICE DR.			2	100%	2
Kroger 777 - The Little Clinic Shelbyville		1	1	50%	2
MINUTECLINIC DIAGNOSTIC OF NEW MEXICO LLC #7552		2			2
CERTIVIA LABORATORIES			2	100%	2
RENFREW CENTERS INC		2			2
BAYMEADOWS PRIMARY CARE		2			2
MAIN STREET MEDICAL CENTERS		2			2
CVS OH6149POCT UPPER ARLINGTON		1	1	50%	2
NIAGARA APOTHECARY INC		2			2
BRITO MEDICAL CENTER			2	100%	2
ORMOND BEACH URGENT CARE			2	100%	2
MIAMI DADE MEDICAL RESEARCH INSTITUTE			2	100%	2
AFTER HOURS PEDS			2	100%	2
CAMBRIDGE SECURITY SERVICES		2			2
DAYTON CHILDRENS HOSPITAL LAB			2	100%	2
441 URGENT CARE-MULBERRY			2	100%	2
MINUTECLINIC, LLC (CLINIC 10928)		2			2
DEPT OF HEALTH			2	100%	2
MINUTECLINIC DIAGNOSTIC, PA #10252		2			2
ROCKWALL URGENT CARE			2	100%	2
GENETIC ASSAYS INC			2	100%	2
PALMETTO FAMILY HEALTH CENTER			2	100%	2
Walgreens #9278		2			2
NEW BRIDGE MEDICAL CENTER		2			2
Loretto Health and Rehabilitation Center		2			2
Kroger 441 - The Little Clinic Middletown		2			2
CVS MA1877POCT NORTON		2			2

# COVID-19: testing by laboratory

Data through Feb 27, 2021 verified as of Feb 28, 2021 at 09:25 AM

Data in this report are provisional and subject to change.

The numbers in the table below represent the number of Florida and non-Florida residents for whom test results were received by the Department of Health. A person can be tested by more than one laboratory and can have both positive and negative results. **Therefore, the sum of the numbers in each column will be larger than the total number of people tested.**

Reporting lab	Inconclusive	Negative	Positive	Percent positive	Total
Providence of Sparta Health and Rehabilitation		2			2
DELAWARE DIAGNOSTICS LABS			2	100%	2
Beth Shalom Home of Eastern Virginia		1	1	50%	2
WHITESANDS OUTPATIENT TREATMENT		2			2
DALLAS MEDICAL CENTER			2	100%	2
DIVERSE MEDICAL CARE LLC			2	100%	2
SYLVAN NURSING			2	100%	2
FRASER MEMORIAL HOSPITAL		1	1	50%	2
CONEMAUGH MEMORIAL MEDICAL CENTER		2			2
CVS AZ5892POCT LAVERN		2			2
CORNERSTONE MEDICAL CARE OF BRANDON		2			2
CITY OF NEW YORK DEPARTMENT OF HEALTH			2	100%	2
MINUTE CLINIC DIAGNOSTIC OF VIRGINIA, LLC #6292		2			2
MEDEXPRESS URGENT CARE - MYLAN			2	100%	2
TWELVE OAKS RECOVERY CENTER			2	100%	2
CVS NV8784POCT LAS VEGAS		1	1	50%	2
UNITED MEMORIAL MEDICAL CENTER			2	100%	2
ILLINOIS DEPT OF PUBLIC HEALTH LABS			2	100%	2
St. Josephs Hospital			2	100%	2
UVA HEALTH SYSTEM MEDICAL LABORATORIES			2	100%	2
GREEN POINT RX INC DBA ALTRU CHEMISTS		2			2
POINT OF CARE PRIVATE HEALTH MANAGEMENT			2	100%	2
FRESENIUS KIDNEY CARE			2	100%	2
ASCENSION ST MICHAEL'S HOSPITAL LAB		1	1	50%	2
BMC/JACSONVILLE		1	1	50%	2
Kroger 412 - The Little Clinic Oxford		2			2
BAPTIST HOSPITAL OF MIAMI MCI BROWARD LABORATORY			2	100%	2
OSF ST JOSEPH MEDICAL CENTER			2	100%	2
ACCESS MEDICAL GROUP OF TAMPA II, INC		2			2
KIVA AT MOUNT DORA			2	100%	2
GIGI WOOD DAVIS DO-FAMILY MEDICINE		2			2
STATE OF FLORIDA			2	100%	2
CVS IN6572POCT INDIANAPOLIS		2			2
ADVANCED MEDICAL OF FLORIDA			2	100%	2
CAREWELL JW - WORCESTER LNC			2	100%	2
UNIVERSITY OF MISSOURI HEALTH CARE			2	100%	2
Workmens Circle Multicare Center		2			2
MIDDLETON PEDIATRICS			2	100%	2
GOUVERNEUR HOSPITAL LABORATORY		2			2
ADVOCATE SHERMAN HOSPITAL			2	100%	2
PALM MEDICAL CENTER - PLANT CITY		2			2
CATHOLIC HEALTH LABORATORY SERVICES		2			2
ADVENTHEALTH IMAGING LAKE NONA			2	100%	2
Lake Charles Healthcare LLC dba Landmark Lake Charles			2	100%	2
SANIBEL MEDICAL CLINIC			2	100%	2
MAWD PATHOLOGY GROUP			2	100%	2



# COVID-19: testing by laboratory

Data through Feb 27, 2021 verified as of Feb 28, 2021 at 09:25 AM

Data in this report are provisional and subject to change.

The numbers in the table below represent the number of Florida and non-Florida residents for whom test results were received by the Department of Health. A person can be tested by more than one laboratory and can have both positive and negative results. **Therefore, the sum of the numbers in each column will be larger than the total number of people tested.**

Reporting lab	Inconclusive	Negative	Positive	Percent positive	Total
CVS RI326POCT NORTH SMITHFIELD		2			2
MINUTE CLINIC DIAGNOSTIC OF KANSAS PA		2			2
UWMC MONTLAKE DEPT OF LAB MED			2	100%	2
DOCTORS MEDICAL CTR OF WALTON COUNTY			2	100%	2
GULF COAST MEDICAL CENTER RESPIRATORY CARE			2	100%	2
SOUTHERN SURGICAL ARTS		2			2
PM PEDIATRICS OF BAYSIDE, PLLC - MANHASSET		2			2
NASSAU UNIVERSITY MEDICAL CENTER DEPT		1	1	50%	2
MEDEXPRESS URGENT CARE - LINCOLN VILLA		2			2
WILSON MEMORIAL HOSPITAL			2	100%	2
Stillwater Healthcare		2			2
STEWART ST ELIZABETH MEDICAL CENTER			2	100%	2
ASSOCIATES IN UROGYNECOLOGY MD LLC		2			2
MINUTECLINIC DIAGNOSTIC OF PA LLC		2			2
CVS NC3803POCT MOORESVILLE		2			2
THE EDGEWATER AND WATERMAN VILLAGE			2	100%	2
MIDWAY PRIMARY CARE LLC		2			2
NIBHA MEDIRATTA MD PL			2	100%	2
MEDICAL CENTER LABORATORY			2	100%	2
CLEVELAND CLINIC FLORIDA LABORATORY			2	100%	2
Kroger 477 - The Little Clinic Fort Mitchell		2			2
MINUTECLINIC, LLC #4507		2			2
OCALA REGIONAL KIDNEY CENTER EAST			2	100%	2
JOHNSON CITY MEDICAL CENTER		1	1	50%	2
EXPRESSCARE URGENT CARE CENTER			2	100%	2
APPLECARE VALDOSTA			2	100%	2
FLORIDA KEYS PED & ADOLES CTR			2	100%	2
Parkridge Specialty Care		2			2
CALIFORNIA DIVISION OF COMMUNICABLE DISEASE CONTROL			2	100%	2
PEDIATRIC HEALTH CARE		1	1	50%	2
NLC LABS			2	100%	2
JMC TALLAHASSEE, LLC			2	100%	2
COBLESKILL REGIONAL HOSPITAL		2			2
DALLAS BAPTIST UNIVERSITY - HEALTH SERVICES			2	100%	2
WESTMINSTER SUNCOAST			2	100%	2
RDX BIOSCIENCE INC			2	100%	2
JACKSONVILLE VA OPC			2	100%	2
WEST FLORIDA MEDICAL ASSOCIATES, PA			2	100%	2
GILCHRIST COUNTY FIRE DEPARTMENT			2	100%	2
CIGNA GATEWAY			2	100%	2
UNIVERSTIY OF ILLINOIS HOSPITAL			2	100%	2
ROCKEFELLER UNIVERSITY CLINICAL GENOMICS LABORATOR		2			2
MC DIAGNOSTIC OF CONNECTICUT, PC #252		1	1	50%	2
SOUTHERN TENNESSEE MEDICAL CENTER			2	100%	2
MANASOTA PEDIATRICS			2	100%	2
OPP HEALTH AND REHABILITATION		2			2

# COVID-19: testing by laboratory

Data through Feb 27, 2021 verified as of Feb 28, 2021 at 09:25 AM

Data in this report are provisional and subject to change.

The numbers in the table below represent the number of Florida and non-Florida residents for whom test results were received by the Department of Health. A person can be tested by more than one laboratory and can have both positive and negative results. **Therefore, the sum of the numbers in each column will be larger than the total number of people tested.**

Reporting lab	Inconclusive	Negative	Positive	Percent positive	Total
THE CLUB AT BOYNTON BEACH, LLC			2	100%	2
NEWTON MEMORIAL HOSPITAL		2			2
NEW YORK CITY CENTRAL COVID			2	100%	2
DALLAS VA MEDICAL CENTER - VA NORTH TEXAS HEALTH CARE SYSTEM			2	100%	2
TAMPA INTERNATIONAL AIRPORT			2	100%	2
BAYLOR SCOTT & WHITE COMPREHENSIVE WOUND			2	100%	2
CVS NH6596POCT HAMPTON		2			2
CVS SC2497POCT LEXINGTON		2			2
TULANE MEDICAL CENTER			2	100%	2
DUKE HEALTH REGIONAL HOSPITAL			2	100%	2
CVS PA10034POCT PITTSBURGH		2			2
BEAUFORT MEMORIAL			2	100%	2
CARE ATC SUN HYDRAULICS TALLAVAST			2	100%	2
JEFFERSON WASHINGTON TOWNSHIP HOSPITAL		2			2
MEDICAL ASSOCIATES OF BREVARD DR S VYAS			2	100%	2
Kroger 571 - The Little Clinic Hendersonville		1	1	50%	2
FHCP ASC - ORANGE CITY			2	100%	2
MEDEXPRESS URGENT CARE-WILKINS TOWNSHIP, WILLIAM PENN HIGHWAY		2			2
UNIVERSITY COMMUNITY HEALTH SERVICES		1	1	50%	2
Sevierville Health and Rehabilitation		2			2
Alden Des Plaines			2	100%	2
ROBERTS WESLEYAN COLLEGE HEALTH CENTE		2			2
IMMEDIATE CARE PA		1	1	50%	2
NORTHWELL HEALTH			2	100%	2
UNIVERSITY HOSPITAL OF BROOKLYN		2			2
CVS OH2518POCT COLUMBUS		1	1	50%	2
MEDEXPRESS URGENT CARE - MARTINSVILLE		2			2
LIFESPRING COMMUNITY HEALTH		2			2
CVS IL7017POCT BLOOMINGTON		2			2
MINUTECLINIC DIAG OF IND, LLC #6908		2			2
CENTRAL ARKANSAS VETERANS HEALTHCARE SYSTEM - VETERANS AFFAIRS			2	100%	2
SWEDISH COVENANT HOSPITAL			2	100%	2
PROVIDENCE LABORATORY SERVICES		2			2
CVS MA1095POCT AMHERST		2			2
MINUTECLINIC DIAG OF IND LLC #1138		1	1	50%	2
Georgiana Health and Rehabilitation, LLC		2			2
APALACHEE CENTER INC		2			2
HEALTH AND WELLNESS URGENT CARE LLC			2	100%	2
MEDEXPRESS URGENT CARE- COLUMBIA HEIGH		2			2
PANCARE HEALTH - SNEADS ELEMENTARY			2	100%	2
University Center East			2	100%	2
DEKALB MEDICAL CENTER LABORATORY			2	100%	2
U OF MIAMI MILLER SCHOOL OF MEDICINE			2	100%	2
UMHC HOLLYWOOD LABORATORY			2	100%	2
SOUTHERN BREEZE HEALTHCARE		1	1	50%	2
PHYSICIANS MEDICAL CENTER		2			2

# COVID-19: testing by laboratory

Data through Feb 27, 2021 verified as of Feb 28, 2021 at 09:25 AM

Data in this report are provisional and subject to change.

The numbers in the table below represent the number of Florida and non-Florida residents for whom test results were received by the Department of Health. A person can be tested by more than one laboratory and can have both positive and negative results. **Therefore, the sum of the numbers in each column will be larger than the total number of people tested.**

Reporting lab	Inconclusive	Negative	Positive	Percent positive	Total
SPRINGHILL SENIOR RESIDENCE		2			2
NOVA SOUTHEASTERN UNIVERSITY - STUDENT MEDICAL CTR			2	100%	2
BRENTWOOD AT FORE RANCH			2	100%	2
BAPTIST HOSPITAL INTERNAL MEDICINE GULF BREEZE			2	100%	2
Chatham Nursing and Rehab Center		2			2
CVS CA9721POCT ARCADIA		2			2
Walgreens #10207		2			2
SIGNAL DIAGNOSTICS DBA FLOWHEALTH LABS			2	100%	2
JRS LABORATORY			2	100%	2
PHYSICIANS LABORATORY SERVICES			2	100%	2
NEMOURS CHILDREN'S PRIMARY CARE THE VILLAGES		2			2
COVANCE			2	100%	2
Piney Grove Nursing and Rehabilitation Center		2			2
TMH PHYSICIAN PARTNERS MONTICELLO		1	1	50%	2
MEDEXPRESS URGENT CARE - FORT SMITH		2			2
JORDAN VALLEY MEDICAL CENTER			2	100%	2
MINUTECLINIC DIAGNOSTIC OF NORTH CARO		2			2
WALGREENS #3811			2	100%	2
Kings County Hospital Center			2	100%	2
ST. MARY'S MEDICAL CENTER EVANSVILLE, INC			2	100%	2
MADISON HOSPITAL LABORATORY			2	100%	2
SOUTH TAMPA AFTER HOURS CLINIC			2	100%	2
MOSOLF PEDIATRICS PA			1	100%	1
GAMMA HEALTHCARE, INC		1			1
LAKE REGIONAL HEALTH			1	100%	1
CARENOW URGENT CARE-HENDERSONVILLE		1			1
MEDEX CLINIC LLC			1	100%	1
Gulf Coast health and Rehabilitation, LLC		1			1
HATLEY HEALTH CARE, INC		1			1
Bayou Vista Community Care Center			1	100%	1
ALTA BATES SUMMIT MEDICAL CENTER CLINICAL LAB			1	100%	1
PELICAN STATE OUTPATIENT CENTER			1	100%	1
LAKESIDE MEDICAL CENTER		1			1
Kroger 368 - The Little Clinic Frankfort West		1			1
PASCO COUNTY HEALTH DEPARTMENT			1	100%	1
Holly Hill Healthcare Center			1	100%	1
EVEXIA DIAGNOSTICS			1	100%	1
WESTEX URGENT CARE, PLLC			1	100%	1
CONNECTICUT PEDIATRICS @ CHC		1			1
			1	100%	1
Eagle Health and Rehabilitation		1			1
Dugan Memorial Home		1			1
HEALTH PLUS SUNRISE MEDICAL OFFICE			1	100%	1
LAKE VISTA DIALYSIS			1	100%	1
FHPG INTERNAL MEDICINE OF BRANDON			1	100%	1
CONCIERGE INTERNAL MEDICINE ASSOCIATES			1	100%	1

# COVID-19: testing by laboratory

Data through Feb 27, 2021 verified as of Feb 28, 2021 at 09:25 AM

Data in this report are provisional and subject to change.

The numbers in the table below represent the number of Florida and non-Florida residents for whom test results were received by the Department of Health. A person can be tested by more than one laboratory and can have both positive and negative results. **Therefore, the sum of the numbers in each column will be larger than the total number of people tested.**

Reporting lab	Inconclusive	Negative	Positive	Percent positive	Total
NORTHSIDE FAMILY MEDICINE AND URGENT CARE (CUMMING)		1			1
HOLYOKE MEDICAL CENTER			1	100%	1
ADVENTHEALTH DURAND			1	100%	1
MEDERI CARETENDERS VS OF SE FL LLC DBA			1	100%	1
Manor Care of Dallastown d/b/a ManorCare Health Services - Dallastown		1			1
Accordius Health at Gastonia			1	100%	1
EAGLE COUNTY HEALTH AND HUMAN SERVICES			1	100%	1
HYDE PARK MEDICAL CENTER		1			1
NABI		1			1
FRESENIUS KIDNEY CARE FORT WALTON BEACH			1	100%	1
GARDENS AT MAPLEWOOD			1	100%	1
POMPANO BEACH ARTIFICIAL KIDNEY CENTER			1	100%	1
JPS HEALTH CENTER AT TRUE WORTH PLACE			1	100%	1
NYU LANGONE AMBULATORY CARE LAKE SUCCE		1			1
Kroger 527 - The Little Clinic Hwy 70 S.		1			1
HEARTLAND OF ZEPHYRHILLS FL, LLC			1	100%	1
METHODISM MIDLOTHIAN MEDICAL CENTER			1	100%	1
PPD CLINICAL RESEARCH UNIT			1	100%	1
NEW ULM MEDICAL CENTER			1	100%	1
SIPERSTEIN DERMATOLOGY LLC			1	100%	1
VA ST LOUIS HEALTH CARE SYSTEM			1	100%	1
PREVENTIVE CARDIOLOGY AND INTERNAL MEDICINE ASSOCI			1	100%	1
Country View of Sunbury			1	100%	1
SUNCOAST RESEARCH GROUP LLC			1	100%	1
LAB. CORP. OF AMERICA			1	100%	1
ROSE HAVEN NURSING CENTER		1			1
GENESIS HOME HEALTH CARE SERVICES OF			1	100%	1
PEDIATRIC URGENT CARE CENTR OF FORT WORTH-LA GRAN			1	100%	1
CLARKSVILLE MANOR INC		1			1
EAST END PEDIATRICS		1			1
Livingston County Center for Nursing and Rehabilitation		1			1
SOUTHWOOD NURSING & RETIREMENT CENTER		1			1
Lemont Nursing and Rehab Center			1	100%	1
BROOKDALE FORT MYERS LAKES PARK			1	100%	1
PARK LANE NURSING HOME		1			1
PEACE HEALTH FAMILY MEDICINE AT 87TH AVE		1			1
ST. PETERSBURG PEDIATRICS-SEMINOLE			1	100%	1
MID-FLORIDA PATHOLOGY LLC		1			1
ORLANDO PHYSICIAN NETWORK		1			1
Kroger 57 - The Little Clinic Jay C Charlestown		1			1
CVS PA1074POCT KENNETT SQUARE		1			1
FLORIDA MEDICAL CLINIC PA GI			1	100%	1
SKYRIDGE CLINICAL ASSOCIATES		1			1
PROGRESSIVE MEDICAL RESEARCH			1	100%	1
RESOURCE PATH LLC			1	100%	1
FLORIDA HEALTH CARE MEDICAL GROUP		1			1

# COVID-19: testing by laboratory

Data through Feb 27, 2021 verified as of Feb 28, 2021 at 09:25 AM

Data in this report are provisional and subject to change.

The numbers in the table below represent the number of Florida and non-Florida residents for whom test results were received by the Department of Health. A person can be tested by more than one laboratory and can have both positive and negative results. **Therefore, the sum of the numbers in each column will be larger than the total number of people tested.**

Reporting lab	Inconclusive	Negative	Positive	Percent positive	Total
NEW ERA HEALTH CENTER INC		1			1
ROUTE 16 PHARMACY LLC DBA HOLLAND PHAR		1			1
Mountain View Manor			1	100%	1
APPLING NURSING & REHABILITATION PAVIL		1			1
SPEARE MEMORIAL HOSPITAL			1	100%	1
BEAUMONT URGENT CARE		1			1
FAU		1			1
Heartland Health Care Center Jacksonville			1	100%	1
HAPPY KIDZ PEDIATRICS PL			1	100%	1
BETHESDA HEALTH PHYSICIANS GROUP		1			1
CARSON NURSING AND REHABILITATION CENTER		1			1
SAWGRASS PEDIATRIC PARTNERS LLC			1	100%	1
BAPTIST HEALTH PRIMARY CARE AT CUTLER BAY			1	100%	1
Victory Health and Rehabilitation			1	100%	1
WAKULLA URGENT CARE & DIAGNOSTIC			1	100%	1
DILELLA			1	100%	1
LAKEWOOD RANCH MEDICAL GROUP LLC			1	100%	1
GULF COUNTY HEALTH DEPARTMENT			1	100%	1
THE INTERNAL MEDICAL GROUP		1			1
PROVIDENCE HOSPITAL			1	100%	1
MEDEXPRESS URGENT CARE - LAWTON		1			1
KROGER 785 - THE LITTLE CLINIC DIXIE HWY		1			1
SISTERS MISSION			1	100%	1
A.G. Rhodes		1			1
AFTER HOURS CLINIC			1	100%	1
ALLIED PHYSICIANS GROUP		1			1
SC-GA2018 MCCORMICK REHAB & HEALTHCARE		1			1
CVS CA9103POCT ESCONDIDO		1			1
EVANS FAMILY CARE PA			1	100%	1
EXPRESS CARE OF Ocala			1	100%	1
LIFE CARE CENTER OF HILTON HEAD		1			1
GEORGETOWN URGENT CARE			1	100%	1
GREATER TAMPA AT HOME			1	100%	1
USC VERDUGO HILLS HOSPITAL			1	100%	1
BAPTIST HEALTH SURGERY CENTER AT NORTHPOINT			1	100%	1
MADISON AT OVIEDO			1	100%	1
Kroger 126 - The Little Clinic Cottonwood		1			1
CARE ADVANTAGE			1	100%	1
USF PHYSICIANS GROUP			1	100%	1
Kroger 523 - The Little Clinic Dickson			1	100%	1
DOYLESTOWN HOSPITAL			1	100%	1
GENEVA FAMILY HEALTH			1	100%	1
DEPARTMENT OF HEALTH SERVICES			1	100%	1
SUNY AT STONY BROOK			1	100%	1
UF HEALTH THE VILLAGES			1	100%	1
BAPTIST HOSPITAL EAST			1	100%	1

# COVID-19: testing by laboratory

Data through Feb 27, 2021 verified as of Feb 28, 2021 at 09:25 AM

Data in this report are provisional and subject to change.

The numbers in the table below represent the number of Florida and non-Florida residents for whom test results were received by the Department of Health. A person can be tested by more than one laboratory and can have both positive and negative results. **Therefore, the sum of the numbers in each column will be larger than the total number of people tested.**

Reporting lab	Inconclusive	Negative	Positive	Percent positive	Total
TMH URGENT CARE CENTER			1	100%	1
Melbourne Terrace Rehabilitation Center			1	100%	1
ULTIMATE KIDNEY CARE			1	100%	1
PERRY COUNTY NURSING HOME		1			1
HAILE MEDICAL GROUP PA		1			1
PRINCIPLE DIAGNOSTICS LLC			1	100%	1
MOSAIC MEDICAL CENTER MARYVILLE			1	100%	1
PINEVILLE PHARMACY			1	100%	1
CLEVELAND HEARTLAB			1	100%	1
Riverside Nursing & Rehabilitation Center		1			1
AML DIAGNOSTICS- ADV TESTING IN METABOLIC MEDICINE			1	100%	1
PARKWAY REGIONAL MEDICAL CENTER LAB			1	100%	1
Signature Healthcare of Palm Beach			1	100%	1
SKIN WELLNESS PHYSICIANS LLC		1			1
Springdale Village		1			1
BRIDGEWATER PARK ASSISTED LIVING LLC			1	100%	1
PENROSE HOSPITAL			1	100%	1
NEMOURS CHILDRENS URGENT CARE			1	100%	1
Integrity Healthcare of Carbondale			1	100%	1
MEMORIAL HOSPITAL LOS BANOS			1	100%	1
MEDEXPRESS URGENT CARE - WICHITA, N MAIZE RD		1			1
BRUNSWICK HEALTH AND REHABILITATION CE		1			1
CHC			1	100%	1
MERCY HEALTH			1	100%	1
WAKE FOREST MEDICAL CENTER LABORATORY			1	100%	1
MID-SOUTH URGENT CARE, PLLC			1	100%	1
TARRYTOWN PHARMACY			1	100%	1
ST. LUKE'S HOSPITAL			1	100%	1
BAPTIST ASI			1	100%	1
GADSDEN FAMILY PRACTICE		1			1
TALLAHASSEE DIALYSIS		1			1
SEATTLE-KING COUNTY			1	100%	1
EMORY CRAWFORD LONG HOSPITAL			1	100%	1
DOCTOR TODAY URGENT CARE			1	100%	1
LOUNDRY		1			1
MEMORIAL SATILLA HEALTH			1	100%	1
LABORATORIO MEDICO CENTRAL CONDOMINO MD			1	100%	1
JOHN PETER SMITH HOSPITAL- OB TRIAGE			1	100%	1
LAB PLUS, LLC AT ASCENSION SAINT THOMA		1			1
WHEATON FRANCISCAN LABORATORY			1	100%	1
CLINICAL MICROBIOLOGY LAB FAIRVIEW UNIVERSITY HOSPITAL			1	100%	1
UT HEALTH RGV CLINICAL LABORATORY			1	100%	1
The Carrington		1			1
MD NOW MEDICAL CENTERS, INC			1	100%	1
Crisp Regional Nursing and Rehab Center		1			1
FAMILY PRACTICE OF CENTRAL FLORIDA PA			1	100%	1

# COVID-19: testing by laboratory

Data through Feb 27, 2021 verified as of Feb 28, 2021 at 09:25 AM

Data in this report are provisional and subject to change.

The numbers in the table below represent the number of Florida and non-Florida residents for whom test results were received by the Department of Health. A person can be tested by more than one laboratory and can have both positive and negative results. **Therefore, the sum of the numbers in each column will be larger than the total number of people tested.**

Reporting lab	Inconclusive	Negative	Positive	Percent positive	Total
ADVANCE GASTROENTEROLOGY			1	100%	1
BIOLOGICAL AND CHEMICAL EMERGENCIES LABORATORY			1	100%	1
UPMC NORTHWEST HOSPITAL			1	100%	1
PUBLIX PHARMACY #1114			1	100%	1
PUBLIC HEALTH LABORATORIES			1	100%	1
PUBLIX PHARMACY #0332		1			1
MEDEXPRESS URGENT CARE, MOSSIDE		1			1
CHILDRENS HEALTHCARE CTE OF NORTHERN		1			1
CHRISTUS GOOD SHEPHERD MEDICAL CENTER			1	100%	1
MANCHESTER COMMONS		1			1
777 URGENT CARE			1	100%	1
WALMART PHARMACY 10-4554		1			1
MERCY MEDICAL CENTER INC			1	100%	1
DONALSONVILLE HOSPITAL			1	100%	1
EMERALD HEALTH CARE		1			1
MBMG OF WINTER HAVEN			1	100%	1
J F K PEDIATRICS			1	100%	1
VICTORIA PAIN AND REHABILITATION CENTER			1	100%	1
SIGNATURE CARE MIDLAND			1	100%	1
Oak Hill Health & Rehabilitation Center			1	100%	1
URGENT DOC -NACOGODOCHES CLINIC			1	100%	1
WOMENS CARE FLORIDA LLC			1	100%	1
CVS NE5863POCT OMAHA		1			1
Port Orange Nursing And Rehab Center			1	100%	1
GATEWAY FAMILY HEALTH CLINIC			1	100%	1
MY URGENT CARE CLINIC			1	100%	1
CFHC - FROSTPROOF			1	100%	1
ESOTERIC LAB			1	100%	1
Masonic Medical Research Institute			1	100%	1
RIVIERA BEACH HEALTH CENTER LAB			1	100%	1
DOCTORS HEARING			1	100%	1
SACRED HEART MEDICAL CENTER			1	100%	1
ELKTON TRANSITIONAL CARE CENTER		1			1
THOMAS HOSPITAL			1	100%	1
BMC/NASSAU			1	100%	1
METRO HEALTH HOSPITAL LABORATORY		1			1
STAMFORD HOSPITAL			1	100%	1
CVS NH1004POCT SALEM			1	100%	1
LARKIN COMMUNITY HOSPITAL PALM SPRINGS CAMPUS			1	100%	1
ELLIS HOSPITAL URGENT CARE CENTER LAB		1			1
Princeton Place			1	100%	1
WALGREENS #10308		1			1
Kroger 894 - The Little Clinic NEC		1			1
WELLCARE URGENT CARE			1	100%	1
BAPTIST EMERGENCY HOSPITAL - KELLY			1	100%	1
FAIRVIEW HOSPITAL			1	100%	1

# COVID-19: testing by laboratory

Data through Feb 27, 2021 verified as of Feb 28, 2021 at 09:25 AM

Data in this report are provisional and subject to change.

The numbers in the table below represent the number of Florida and non-Florida residents for whom test results were received by the Department of Health. A person can be tested by more than one laboratory and can have both positive and negative results. **Therefore, the sum of the numbers in each column will be larger than the total number of people tested.**

Reporting lab	Inconclusive	Negative	Positive	Percent positive	Total
GOSHEN HOSPITAL			1	100%	1
ST JOHNS MEDICAL CENTER		1			1
COVE AT THE MARBELLA,THE			1	100%	1
HIGHLANDS CLINICAL LABORATORY			1	100%	1
NEW YORK UNIVERSITY MEDICAL CENTER			1	100%	1
MEDEXPRESS URGENT CARE - ST CLAIR, CLOVER DR.		1			1
UNIVERSITY OF VERMONT MEDICAL CENTER			1	100%	1
KANA MEDICAL			1	100%	1
CENTRAL CAROLINA HOSPITAL			1	100%	1
PCR DIAGNOSTICS			1	100%	1
Kroger 531 - The Little Clinic Waterville		1			1
ADVENTHEALTH CENTRA CARE POINCIANA			1	100%	1
ROCKLEDGE HEALTH & REHABILITATION CENTER			1	100%	1
BLOOMIN BRANDS WELLNESS CENTER			1	100%	1
RENOWN REGIONAL MEDICAL CENTER			1	100%	1
LPG PRIMARY CARE AT CAPE CORAL PARKWAY		1			1
MICROBIOLOGY DEPARTMENT			1	100%	1
ALBANY MEDICAL CENTER			1	100%	1
CHP COVID-19 (TX)			1	100%	1
RAPID CITY REGIONAL HOSPITAL -579 ATTN. LABORATORY		1			1
WESTCOAST FAMILY PRACTICE		1			1
NEW HORIZON PRIMARY CARE LLC			1	100%	1
FAIRFIELD MEDICAL CENTER			1	100%	1
BRADENTON DIALYSIS			1	100%	1
ADVENTHEALTH MEDICAL GROUP ADULT AND SENIOR HEALTH			1	100%	1
HUDSON REGIONAL HOSPITAL			1	100%	1
PALMA CEIA MED GROUP-SWANN		1			1
Village Green Health & Rehabilitation		1			1
2504-HOMEWOOD		1			1
CHI MEMORIAL HOSPITAL CHATTANOOGA			1	100%	1
Kroger 705 - The Little Clinic Richmond		1			1
Salem Hills Rehabilitation and Nursing Center		1			1
LAKELAND MEDICAL CENTER			1	100%	1
Towne Manor West		1			1
WALGREENS #06025		1			1
ASANTE THREE RIVERS MEDICAL CENTER LAB		1			1
TRIPLE O MEDICAL SERVICES INC			1	100%	1
GREATER MIAMI DIALYSIS			1	100%	1
DR PHILLIPS CENTER FOR WELLNESS		1			1
REELFOOT FAMILY WALK-IN CLINIC		1			1
LAMARQUE DIALYSIS			1	100%	1
SPARTANBURG REGIONAL MEDICAL CENTER			1	100%	1
MAJESTIC OAKS			1	100%	1
MEDAC AT PORTERS NECK			1	100%	1
DORA HOME CARE			1	100%	1
LIMA MEMORIAL HOSPITAL			1	100%	1



# COVID-19: testing by laboratory

Data through Feb 27, 2021 verified as of Feb 28, 2021 at 09:25 AM

Data in this report are provisional and subject to change.

The numbers in the table below represent the number of Florida and non-Florida residents for whom test results were received by the Department of Health. A person can be tested by more than one laboratory and can have both positive and negative results. **Therefore, the sum of the numbers in each column will be larger than the total number of people tested.**

Reporting lab	Inconclusive	Negative	Positive	Percent positive	Total
NEMOURS CHILDREN'S PRIMARY CARE			1	100%	1
REFERENCE LABORATORY			1	100%	1
MEMORIAL HOSPITAL MIRAMAR WAIVED TESTING			1	100%	1
Broomall Manor		1			1
Kroger 629 - The Little Clinic Cartersville, GA Hwy 41		1			1
CONCENTRA - OCALA		1			1
ASHLEY CLINICAL DIAGNOSTIC LABORATORY			1	100%	1
CENTRAL FLORIDA HOSPITALIST			1	100%	1
UT MD ANDERSON CANCER CENTER-TUMOR MARKER LAB			1	100%	1
ROYAL PALM PEDIATRICS			1	100%	1
MEDRITE MEDICAL CARE PC		1			1
GENESEE COUNTY HEALTH DEPARTMENT		1			1
BARRINGTON TERRACE NAPLES			1	100%	1
DAUGHTERS OF SARAH NURSING CENTER		1			1
Vista Park			1	100%	1
Parkview Care Center			1	100%	1
Kroger 397 - The Little Clinic Frankfort East		1			1
MINUTECLINIC DIAG OF IND, LLC #6250		1			1
MINUTECLINIC # 21110			1	100%	1
LCMC LAB SUBSECTION		1			1
CATHEDRAL GERONTOLOGY CENTER DBA CATHEDRAL CARES			1	100%	1
Walgreens #9121		1			1
BAYFRONT CARDIOVASCULAR ASSOCIATES			1	100%	1
HEALTH ALLIANCE			1	100%	1
HOLLAND COMMUNITY HOSPITAL		1			1
KID FIXERS		1			1
INDIANA STATE DEPARTMENT OF HEALTH CLINIC MICROBIOLOGY		1			1
Lutheran Community at Telford		1			1
NEW YORK PRESBYTERIAN HOSPITAL			1	100%	1
GUIDEWELL EMERGENCY MEDICINE DOCTORS LLC #33			1	100%	1
Kroger 699 - The Little Clinic Smyrna		1			1
CLINICAL TRIALS OF TAMPA LLC		1			1
Memorial Health Care Center			1	100%	1
Alden Lincoln Park			1	100%	1
Kroger 524 - The Little Clinic Iron Bridge Road		1			1
WALGREENS #15291		1			1
SUTTER GOULD MEDICAL FOUNDATION			1	100%	1
Glen Oaks Health and REhabilitation		1			1
C A R E S		1			1
STATE OF ALASKA			1	100%	1
ALIMETRIX INC		1			1
Bethel Lutheran Nursing & Rehabilitation Center		1			1
VETERANS AFFAIRS MEDICAL CENTER - EAST ORANGE			1	100%	1
Sunnybrook Rehabilitation Center			1	100%	1
HENRY FORD WEST BLOOMFIELD HOSPITAL			1	100%	1
ARIZA WELLNESS CARE LLC			1	100%	1

# COVID-19: testing by laboratory

Data through Feb 27, 2021 verified as of Feb 28, 2021 at 09:25 AM

Data in this report are provisional and subject to change.

The numbers in the table below represent the number of Florida and non-Florida residents for whom test results were received by the Department of Health. A person can be tested by more than one laboratory and can have both positive and negative results. **Therefore, the sum of the numbers in each column will be larger than the total number of people tested.**

Reporting lab	Inconclusive	Negative	Positive	Percent positive	Total
ISLAND NURSING HOME			1	100%	1
URGENT CARE OF COASTAL GEORGIA			1	100%	1
PEDIATRIC PARTNERS			1	100%	1
KIDS CARE PEDIATRICS PA			1	100%	1
DIRECT PRIMARY CARE OF BURLESON			1	100%	1
EVENING PEDIATRICS INC			1	100%	1
Terrace Glen Village		1			1
Walgreens #11724		1			1
REEVES COUNTY HOSPITAL DISTRICT			1	100%	1
PALM COTTAGE OPERATOR LLC			1	100%	1
RIDGEFIELD PEDIATRIC ASSOCIATES		1			1
MEMORIAL HERMANN KATY HOSPITAL			1	100%	1
NORTH PALM CHILDRENS PHYSICIANS			1	100%	1
YOUR KIDS URGENT CARE			1	100%	1
Riviera Health Resort		1			1
Walgreens #5914		1			1
HARDEE COUNTY FIRE RESCUE		1			1
OMNI HEALTHCARE INC			1	100%	1
CHATEAU MADELEINE - SENIOR LIVING & MEMORY CARE			1	100%	1
WELLPATH			1	100%	1
GIBSON AREA PRIMARY CARE			1	100%	1
Diversicare of Smyrna		1			1
Kroger 618 - The Little Clinic Trail Creek Village		1			1
Pontotoc Health and Rehab		1			1
WVU MEDICINE AT SUNCREST TOWNE CENTRE			1	100%	1
EASTGENE LABORATORIES		1			1
BASCOM PALMER EYE INSTITUTE			1	100%	1
PALMETTO PRIMARY CARE PHYSICIANS			1	100%	1
Kroger 481 - The Little Clinic Houston Levee		1			1
SOUTHWOOD HEALTHCARE CENTER		1			1
PINELLAS POINT NURSING AND REHAB CENTER			1	100%	1
ASHLEY PEDIATRICS DAY & NIGHT CLINIC			1	100%	1
CAREHERE HUDSON BAY			1	100%	1
TMH REHABILITATION CENTER		1			1
MOORE CLINICAL RESEARCH INC			1	100%	1
THYROID SPECIALTY LABORATORY			1	100%	1
CVS OK6225POCT EDMOND		1			1
EXPRESS LAB LIVINGSTON			1	100%	1
INSTANT MEDICAL CARE CENTER			1	100%	1
CARENOW-MONTGOMERY			1	100%	1
Henry County Health and Rehabilitation		1			1
WINCHESTER URGENT CARE, PC		1			1
CVS MA957POCT WEST SPRINGFIELD		1			1
UNIVERSITY OF BALTIMORE WASHINGTON MEDICAL CENTER			1	100%	1
NEW YORK CITY DEPARTMENT OF HEALTH			1	100%	1
CYPRESS VILLAGE REHAB CENTER		1			1

# COVID-19: testing by laboratory

Data through Feb 27, 2021 verified as of Feb 28, 2021 at 09:25 AM

Data in this report are provisional and subject to change.

The numbers in the table below represent the number of Florida and non-Florida residents for whom test results were received by the Department of Health. A person can be tested by more than one laboratory and can have both positive and negative results. **Therefore, the sum of the numbers in each column will be larger than the total number of people tested.**

Reporting lab	Inconclusive	Negative	Positive	Percent positive	Total
GIFFORD MEMORIAL HOSPITAL		1			1
TRIPLE O RESEARCH INSTITUTE PA			1	100%	1
PARRISH MEDICAL GROUP			1	100%	1
MINUTECLINIC DIAGNOSTIC OF OHIO #5060		1			1
LADY OF THE SEA HOSPITAL LAB			1	100%	1
CAMBRIDGE HEALTH ALLIANCE			1	100%	1
RAYMOND F CARON MD			1	100%	1
WESLEY MEDICAL CENTER			1	100%	1
INDIAN RIDGE		1			1
Good Samaritan Society-Atkinson		1			1
HOSPICE OF MARION COUNTY INC			1	100%	1
EXCEL URGENT CARE OF NJ, LLC		1			1
SIGNATURE CARE COLLEGE STATION			1	100%	1
WEST VIRGINIA UNIVERSITY HOSPITALS			1	100%	1
CVS MINUTE CLINIC #5836		1			1
Kroger 672 - The Little Clinic Bill Kennedy & Glenwood		1			1
MEDEXPRESS URGENT CARE - LINCOLN		1			1
HEALTH NETWORK			1	100%	1
MIAMI CHILDRENS HOSPITAL MIDTOWN OUTPATIENT CENTER			1	100%	1
VELOCITY URGENT CARE - REDMILL			1	100%	1
CVS SC2250POCT COLUMBIA		1			1
CVS PHARMACY			1	100%	1
ManorCare Yeadon		1			1
SAINT LEO UNIVERSITY INCORPORATED			1	100%	1
ATLANTIC DIAGNOSTICS			1	100%	1
Sherwood Oaks Health Center			1	100%	1
CVS NE2741POCT LA VISTA		1			1
107TH PLACE GROUP HOME		1			1
B2 URGENT CARE			1	100%	1
JP MORGAN CHASE HEALTH SERVICES			1	100%	1
NORTH SHORE HEMATOLOGY-ONCOLOGY ASSOCIATES PC		1			1
ASSOCIATES MD MEDICAL GROUP INC			1	100%	1
ACCURATE HEALTH SERVICES CORP			1	100%	1
CVS NC7057POCT SHELBY		1			1
PRIME CARE FAMILY MEDICINE			1	100%	1
NHC Chattanooga			1	100%	1
ARBOR DIAGNOSTICS, INC		1			1
THE LITTLE CLINIC, LLC			1	100%	1
Birmingham Nursing and Rehabilitation East LLC		1			1
OHIOHEALTH URGENT CARE			1	100%	1
Harbert Hills Academy Nursing Home		1			1
MT SINA1 HOSPICE			1	100%	1
COASTAL ER IX, PHYSICIANS PREMIER			1	100%	1
MERCYONE DES MOINES MEDICAL CENTER			1	100%	1
MANATEE URGENT CARE LLC			1	100%	1
ANDREWS INSTITUTE AMBULATORY SURGERY CENTER		1			1

# COVID-19: testing by laboratory

Data through Feb 27, 2021 verified as of Feb 28, 2021 at 09:25 AM

Data in this report are provisional and subject to change.

The numbers in the table below represent the number of Florida and non-Florida residents for whom test results were received by the Department of Health. A person can be tested by more than one laboratory and can have both positive and negative results. **Therefore, the sum of the numbers in each column will be larger than the total number of people tested.**

Reporting lab	Inconclusive	Negative	Positive	Percent positive	Total
TENNOVA HEALTHCARE - CLEVELAND			1	100%	1
RCP OF MEMORIAL WEST			1	100%	1
MY WELLNESS EXPRESS			1	100%	1
HENRY FORD HOSPITAL			1	100%	1
DOCTORS MEMORIAL HOSP HOME HEALTH CARE		1			1
PEDIATRIC ASSOCIATES - JACKSONVILLE			1	100%	1
KELLY			1	100%	1
UNIVERSITY OF SOUTH FLORIDA			1	100%	1
PREMIER HEALTH CARE INC			1	100%	1
CVS GA5622POCT DALLAS		1			1
PORTAGE MEDICAL CENTER			1	100%	1
WMC HEALTH GROUP INC			1	100%	1
ELITE MEDICAL LABORATORY SOLUTIONS LLC			1	100%	1
WOOD COUNTY HEALTH DEPARTMENT			1	100%	1
NEW YORK PHYSICIANS LLP		1			1
BAYMEADOWS PEDIATRIC CARE		1			1
Accordius Health at Harrisonburg		1			1
1ST MED DOTHAN			1	100%	1
SARASOTA MEMORIAL HOSPITAL		1			1
CVS IN6555POCT BROWNSBURG		1			1
Hearthstone Nursing and Rehabilitation Center		1			1
ADVANTA LABS, LLC		1			1
EAST CORE LAB			1	100%	1
HIDALGO FAMILY CLINIC			1	100%	1
PROVIDENCE ST PETER HOSPITAL		1			1
MULTICARE PHYSICIANS			1	100%	1
Kroger 923 - The Little Clinic Centerville		1			1
KATHY L ANDERSON DO PA			1	100%	1
INTERIM HEALTHCARE OF PALM COAST			1	100%	1
NICKLAUS CHILDREN'S DORAL OUTPATIENT CENTER			1	100%	1
UCH LAB			1	100%	1
ADVENTHEALTH MEDICAL GROUP PEDIATRICS DIABETES &			1	100%	1
COURTLAND TERRACE		1			1
CEPERO PEDIATRICS PA			1	100%	1
Arlington Care Center			1	100%	1
KETTERING MEDICAL CENTER			1	100%	1
AVERA SACRED HEART HOSPITAL			1	100%	1
MADISON FACILITY INC			1	100%	1
ST ANTHONY COMMUNITY HOSPITAL LAB		1			1
ST FRANCIS MEDICAL CENTER			1	100%	1
VA Texas Valley Coastal Bend Harlingen HCC		1			1
ASSOCIATES IN INTERNAL MEDICINE PA			1	100%	1
FLORIDA DIGESTIVE AND LIVER SPECIALISTS			1	100%	1
THE HOSPITALS OF PROVIDENCE EMERGENCY ROOM			1	100%	1
ADVENTHEALTH SENIOR CARE AT ORMOND			1	100%	1
ATMORE COMMUNITY HOSPITAL			1	100%	1

# COVID-19: testing by laboratory

Data through Feb 27, 2021 verified as of Feb 28, 2021 at 09:25 AM

Data in this report are provisional and subject to change.

The numbers in the table below represent the number of Florida and non-Florida residents for whom test results were received by the Department of Health. A person can be tested by more than one laboratory and can have both positive and negative results. **Therefore, the sum of the numbers in each column will be larger than the total number of people tested.**

Reporting lab	Inconclusive	Negative	Positive	Percent positive	Total
MEDEXPRESS URGENT CARE - BENTONVILLE		1			1
Cornerstone at the Ranch		1			1
MEDEXPRESS URGENT CARE-BRENTWOOD		1			1
WINTER PARK MEMORIAL HOSPITAL LABORATORY		1			1
Rio Grande City Nursing and Rehab Center			1	100%	1
Smg At Bridgewater Family Medicine		1			1
CVS OH2486POCT NILES			1	100%	1
ROSLYN INTERNAL MEDICINE		1			1
Life Care Center of Paradise Valley		1			1
LAB TEST KENDALL LLC		1			1
CMC MERCY LABORATORY			1	100%	1
PEDIATRIC PARTNERS ZEPHYRHILLS			1	100%	1
MIAMI-DADE COUNTY HEALTH DEPT.		1			1
Kroger - KRO03500568			1	100%	1
FLAGLER CARE CENTER			1	100%	1
LANGLADE			1	100%	1
NORTHEAST TEXAS DIALYSIS		1			1
Oregon Veterans Home The Dalles		1			1
MEDICAL ASSOCIATES OF CARTER		1			1
PowerBack Piscataway Center		1			1
LEXINGTON HOSPITAL CORPORATION			1	100%	1
FALKVILLE HEALTHCARE		1			1
CONWAY - SHERWOOD URGENT CARE			1	100%	1
Heritage of Red Cloud		1			1
CLEVELAND CLINIC OUTPATIENT LABORATORY			1	100%	1
SPORTS MEDICINE CLINIC - U OF WYOMING			1	100%	1
MEMORIAL HOSPITAL WEST			1	100%	1
HEALTHPLUS			1	100%	1
SHANDS JACKSONVILLE CLINICAL CENTER			1	100%	1
CVS TX7675POCT RED OAK			1	100%	1
CAREWELL 203			1	100%	1
WALGREEN#12147		1			1
ARLINGTON ADULT RESIDENTIAL FACILITY, INC			1	100%	1
SV MOBILE HEALTH			1	100%	1
ENCORE AT BOCA RATON, THE			1	100%	1
MONMOUTH MEDICAL CENTER		1			1
PINNACLE DIALYSIS		1			1
LOUIS STOKES CLEVELAND VA MEDICAL CENTER			1	100%	1
Sanford Health & Rehabilitation			1	100%	1
ALABAMA REFERENCE LAB			1	100%	1
Consulate Health Care of Tallahassee			1	100%	1
CVS TN6414POCT SMYRNA		1			1
WESTON COUNTY HEALTH SERVICES			1	100%	1
DELAWARE DEPARTMENT OF HEALTH			1	100%	1
CORNERSTONE OF RECOVERY INC		1			1
HEALTH EXPRESS		1			1

# COVID-19: testing by laboratory

Data through Feb 27, 2021 verified as of Feb 28, 2021 at 09:25 AM

Data in this report are provisional and subject to change.

The numbers in the table below represent the number of Florida and non-Florida residents for whom test results were received by the Department of Health. A person can be tested by more than one laboratory and can have both positive and negative results. **Therefore, the sum of the numbers in each column will be larger than the total number of people tested.**

Reporting lab	Inconclusive	Negative	Positive	Percent positive	Total
Kroger 465 - The Little Clinic Oakley		1			1
WALGREENS NO 10512			1	100%	1
SOUTHWEST ORLANDO FAMILY MEDICINE, PL			1	100%	1
DIGESTIVE DISEASE CARE PC		1			1
SSC NASHVILLE OPERATING CO LLC D/B/A		1			1
LONESTAR 24HRER MANAGEMENT LLC DBA LONESTAR 24HRER			1	100%	1
SOUTHEASTERN HEALTH FACILITES, INC		1			1
OPTUM PRIMARY CARE			1	100%	1
Vibralfie of El Paso Rehabilitation Center			1	100%	1
YUMA REGIONAL MEDICAL CENTER			1	100%	1
NORTHWEST FLORIDA SPECIALTY PHYSICIANS LLC		1			1
AUSTIN URGENT CARE			1	100%	1
ATLANTIS VISION CENTER			1	100%	1
MOUNT SINAI MEDICAL CENTER OF FLORIDA, INC			1	100%	1
ICARE		1			1
LSU MEDICAL CENTER			1	100%	1
MORGAN STANELY HEALTH CENTER		1			1
MEDIPLUS CLINIC, INC			1	100%	1
CAH ACQUISITION COMPANY 11 LLC			1	100%	1
SPRINGFIELD HOSPITAL			1	100%	1
GOOD SAMARITAN HOSPITAL			1	100%	1
SHAH			1	100%	1
FREDERICK AVENUE GROUP HOME		1			1
Miller Health Care Center			1	100%	1
CIRRUS DX			1	100%	1
CENTRAL ALABAMA HEALTH CARE SYSTEM			1	100%	1
PAUL C SCHWARTZ & MELVIN L WEIDMAN		1			1
Kroger 407 - The Little Clinic Lexington		1			1
TREASURE COAST PRIMARY CARE		1			1
Brattleboro Crossings LLC dba Pine Heights at Brattleboro		1			1
SANITAS RESEARCH LLC			1	100%	1
Imperial Healthcare Centre			1	100%	1
Kroger 541 - The Little Clinic Long Hollow Pike		1			1
SLIDELL MEMORIAL HOSPITAL			1	100%	1
TITUSVILLE REHABILITATION AND NURSING CENTER		1			1
NORTHSIDE HOSPITAL DULUTH			1	100%	1
PROVIDENCE PORTLAND MEDICAL CENTER		1			1
MEDEXPRESS URGENT CARE - WAYNESBURG		1			1
Walgreens #9620		1			1
MED FIRST IMMEDIATE CARE AND FAMILY PRACTICE			1	100%	1
AVON PARK CLUSTER		1			1
CONSULATE HEALTH CARE OF VERO BEACH			1	100%	1
SOUTH DADE NURSING & REHABILITATION CENTER			1	100%	1
ISLANDS ASSISTED LIVING FACILITY,THE			1	100%	1
ADVENTHEALTH MEDICAL GROUP UROLOGY AT EAST ORLANDO		1			1
WINCHESTER HOSPITAL			1	100%	1

# COVID-19: testing by laboratory

Data through Feb 27, 2021 verified as of Feb 28, 2021 at 09:25 AM

Data in this report are provisional and subject to change.

The numbers in the table below represent the number of Florida and non-Florida residents for whom test results were received by the Department of Health. A person can be tested by more than one laboratory and can have both positive and negative results. **Therefore, the sum of the numbers in each column will be larger than the total number of people tested.**

Reporting lab	Inconclusive	Negative	Positive	Percent positive	Total
BLOSSOMS ASSISTED LIVING 1 LLC			1	100%	1
Smg/North Jersey Hematology & Oncology		1			1
NATIONAL INSTITUTES OF HEALTH CLINICAL CENTER			1	100%	1
GENESIS MICROBIOLOGY LAB		1			1
MINUTE CLINIC DIAGNOSTIC PA			1	100%	1
SOUTH COUNTY MEDICAL CENTER			1	100%	1
STANLY REGIONAL MEDICAL CENTER			1	100%	1
ST. MICHAEL'S ELITE HOSPITAL			1	100%	1
WELL-KEY URGENT CARE SEVIERVILLE			1	100%	1
Garden Villa Bedford		1			1
OMNICARE PHARMACY OF TEXAS 1, LP		1			1
COSTCO PHARMACY #1023			1	100%	1
MAINE HEALTH AND ENVIRONMENTAL TESTING LABORATORY			1	100%	1
CVS NE8616POCT LINCOLN		1			1
Walgreens #9890		1			1
MEDSTAR URGENT CARE, LLC			1	100%	1
CITRONELLE HEALTH AND REHABILITATION CENTER		1			1
PALM BEACH COUNTY SHERIFF OFFICE			1	100%	1
CVS MA969POCT PALMER		1			1
NORTHEAST BAPTIST HOSPITAL			1	100%	1
Cooperstown Center for Nursing and Rehabilitation		1			1
EASTMAN HEALTHCARE & REHAB		1			1
MEDEXPRESS URGENT CARE, EDWARDSVILLE		1			1
CROSSROADS URGENT CARE PLLC		1			1
SPRING VALLEY HOSPITAL MEDICAL CENTER			1	100%	1
Walgreens #10851		1			1
KEY WEST BRANCH MEDICAL CLINIC			1	100%	1
CULVER CITY URGENT CARE			1	100%	1
MINUTE CLINIC LLC #1909		1			1
KNOX COMMUNITY HOSPITAL			1	100%	1
SOUTHEASTERN PATHOLOGY ASSOCIATES			1	100%	1
JOHNSON MEDICAL SERVICES			1	100%	1
ADVENTHEALTH PHYSICIAN GROUP - APPLEWOOD			1	100%	1
NANCY M WORTHINGTON MD PA			1	100%	1
Raleigh Center (WV)			1	100%	1
HALIFAX HEALTH PRIMARY CARE			1	100%	1
LAKE VIEW COURT		1			1
GSM OCED Subsection			1	100%	1
US LABORATORIES			1	100%	1
BRISTOL REGINAL MEDICAL CENTER			1	100%	1
ASHLEY PEDICATRICS DAY AND NIGHT CLINIC			1	100%	1
SOPHIA MEDICAL ASSOCIATES, PC			1	100%	1
NORTHEAST GEORGIA HEALTH SYSTEM			1	100%	1
FLORIDA FAMILY LABORATORY		1			1
TITUSVILLE TOWERS ASSISTED LIVING		1			1
SAINT JOSEPHS HOSPITAL OF ATLANTA			1	100%	1

# COVID-19: testing by laboratory

Data through Feb 27, 2021 verified as of Feb 28, 2021 at 09:25 AM

Data in this report are provisional and subject to change.

The numbers in the table below represent the number of Florida and non-Florida residents for whom test results were received by the Department of Health. A person can be tested by more than one laboratory and can have both positive and negative results. **Therefore, the sum of the numbers in each column will be larger than the total number of people tested.**

Reporting lab	Inconclusive	Negative	Positive	Percent positive	Total
FLORIDA STATE UNIVERSITY HEALTH SERVICES			1	100%	1
ORLANDO HEALTH MEDICAL GROUP			1	100%	1
HEALTH GUAGE			1	100%	1
Kroger - KRO01100688			1	100%	1
CENTRAL TX URGENT CARE			1	100%	1
THE EMORY CLINIC			1	100%	1
NORTH SHORE HEMATOLOGY-ONCOLOGY ASSOCIATES		1			1
MED TECH CLINICAL LABORATORY		1			1
OUCH URGENT CARE			1	100%	1
BREVARD COUNTY JAIL			1	100%	1
NEMOURS CHILDREN'S PRIMARY CARE, ST CLOUD			1	100%	1
MEDEXPRESS URGENT CARE - LEOMINSTER		1			1
TEMPUS_LABS			1	100%	1
GARDENS PEDIATRICS LAB			1	100%	1
VITAL CARE			1	100%	1
Orchid Cove at Naples			1	100%	1
MARINA DEL REY HOSPITAL LAB			1	100%	1
KEY BISCAIYNE PEDIATRIC ASSOCIATES INC			1	100%	1
SELECT SPECIALTY HOSPITAL - ORLANDO SOUTH			1	100%	1
MD NOW URGENT CARE			1	100%	1
PHOEBE PRIMARY CARE CAMILLA			1	100%	1
SOUTHERN FAMILY HEALTH			1	100%	1
MRMC LAB MICRO			1	100%	1
MAHONEY PEDIATRICS PA			1	100%	1
BRISTOL CHILDRENS CLINIC			1	100%	1
SHRIVERS PHARMACY AND WELLNESS CENTER			1	100%	1
GALVESTON COUNTY HEALTH DISTRICT			1	100%	1
PROGRESSIVE URGENT CARE, PC			1	100%	1
TMH PHYSICIAN PARTNERS			1	100%	1
MID FLORIDA DERMATOLOGY ASSOCIATES PA			1	100%	1
Cerenity Senior Care-White Bear Lake		1			1
Glenburn Home		1			1
CHIPOLA QUICK CARE			1	100%	1
Kroger 350 - The Little Clinic New Cut Road		1			1
HEALTH FIRST MEDICAL GROUP LLC			1	100%	1
TEXAS HEALTH HARRIS METHODIST HOSPITAL			1	100%	1
Crestwood Nursing Center		1			1
COX HEALTH SOUTH LAB			1	100%	1
CVS MA2401POCT MARSHFIELD		1			1
LABORATORY COPORATION OF AMERICA			1	100%	1
BAPTIST HEALTH MEDICAL PLAZA			1	100%	1
OPTUM OF HIALEAH		1			1
VERITAS GENETICS, INC.			1	100%	1
NEW YORK STATE DEPARTMENT OF HEALTH			1	100%	1
TREASURE COAST MEDICAL CONCIERGE LLC			1	100%	1
REGIONAL MED CTR BAYONET POINT			1	100%	1



# COVID-19: testing by laboratory

Data through Feb 27, 2021 verified as of Feb 28, 2021 at 09:25 AM

Data in this report are provisional and subject to change.

The numbers in the table below represent the number of Florida and non-Florida residents for whom test results were received by the Department of Health. A person can be tested by more than one laboratory and can have both positive and negative results. **Therefore, the sum of the numbers in each column will be larger than the total number of people tested.**

Reporting lab	Inconclusive	Negative	Positive	Percent positive	Total
St Mary's d'Youville Pavilion		1			1
USCG AIR STATION CLEARWATER CLINIC			1	100%	1
WALGREENS # 12338		1			1
SAINT ALPHONSUS REGIONAL MEDICAL CENTER			1	100%	1
AMD			1	100%	1
LANTANA HC LAB			1	100%	1
San Antonio Residence and Rehabilitation Center		1			1
FINLAY MEDICAL RESEARCH CORP			1	100%	1
CYPRESS CREEK DIALYSIS CTR			1	100%	1
DECATUR MORGAN HOSPITAL - DECATUR GENE		1			1
MIAMI VASCULAR SURGERY			1	100%	1
INNOVATIVE CARE II LLC			1	100%	1
REHABILITATION CENTER OF SOUTH GEORGIA		1			1
Freedom Pointe at The Villages			1	100%	1
UNIVERSITY PLACE NURSING CENTER		1			1
FAMILY AND INTERNAL MEDICINE ASSOCIATES		1			1
CLEVELAND CLINIC FLORIDA WAIVED			1	100%	1
ONslow COUNTY HEALTH DEPARTMENT			1	100%	1
INLET CONCIERGE MEDICINE			1	100%	1
FAU MEMORY & WELLNESS CENTER			1	100%	1
Wedgewood Manor		1			1
HALE KUPUNA HERITAGE HOME		1			1
AVALON MEDICAL GROUP			1	100%	1
HELIX URGENT CARE			1	100%	1
IDAHO HEALTH DEPARTMENT			1	100%	1
DEERFIELD BEACH REHABILITATION AND NURSING			1	100%	1
WEST PALM BEACH PHARMACEUTICALS LLC			1	100%	1
PANCARE HEALTH - BRUCE			1	100%	1
CVS MA299POCT WORCESTER		1			1
BROOKSVILLE REGIONAL HOSPITAL			1	100%	1
Oakview Manor Health and Rehab		1			1
PALM BEACH COUNTY HEALTH DEPT.			1	100%	1
HEARTLAND PHARMACY SEBRING			1	100%	1
Walgreens #3049		1			1
ADVANCE CARDIOVASCULAR IMAGING, INC			1	100%	1
Walgreens #5421		1			1
MEDEXPRESS URGENT CARE - DANVILLE		1			1
HANCOCK REGIONAL HOSPITAL		1			1
MODERN URGENT CARE			1	100%	1
NORTH FLORIDA CHILD DEVELOPMENT, INC			1	100%	1
ANMED HEALTH MEDICAL CENTER			1	100%	1
CHI ST. LUKE'S HEALTH BCM MEDICAL CENTER			1	100%	1
Central Alabama Veterans HCS - East Campus		1			1
PALM COAST DIALYSIS		1			1
Jersey City Medical Center		1			1
SARHA DOCTORS CENTER			1	100%	1

# COVID-19: testing by laboratory

Data through Feb 27, 2021 verified as of Feb 28, 2021 at 09:25 AM

Data in this report are provisional and subject to change.

The numbers in the table below represent the number of Florida and non-Florida residents for whom test results were received by the Department of Health. A person can be tested by more than one laboratory and can have both positive and negative results. **Therefore, the sum of the numbers in each column will be larger than the total number of people tested.**

Reporting lab	Inconclusive	Negative	Positive	Percent positive	Total
DAYTONA BEACH CENTRA CARE			1	100%	1
FIT4LIFE MEDICAL CENTER			1	100%	1
EPIC CARE PHARMACY		1			1
VAULT MEDICAL SERVICES			1	100%	1
DIXIE REGIONAL MEDICAL CENTER			1	100%	1
BRIGHAM YOUNG UNIV STUDENT HEALTH CTR			1	100%	1
ORMOND PEDIATRICS PA			1	100%	1
CARDIOLOGY AND FITNESS MEDICINE		1			1
HIGHLAND LABORATORY			1	100%	1
QUALITY LAB			1	100%	1
ADVANCED MEDICAL LABORATORIES (AML)			1	100%	1
ACCESS HEALTH CARE PHYSICIANS, LLC		1			1
Kroger 367 - The Little Clinic Walton		1			1
EMERGENCY CARE SERVICES LAB AT JFK MEDICAL CENTER			1	100%	1
CARDIAC AND VASCULAR CONSULTANTS MD PA		1			1
MEDICAL ASSOCIATES OF PINELLAS - LAB			1	100%	1
POUDRE VALLEY HOSPITAL			1	100%	1
FLORIDA DEPARTMENT OF HEALTH PALM BEACH COUNTY			1	100%	1
Bolingreen Health and Rehabilitation		1			1
PEDRO MENENDEZ HEALTH CENTER AT ST JOHNS			1	100%	1
ABRAKIDABRA KIDS CLINIC			1	100%	1
EH FARGO HOSPITAL LABORATORY			1	100%	1
WALKIN MEDICAL URGENT CARE,NEW CITY			1	100%	1
DOCTORS HOSPITAL OF LAREDO			1	100%	1
ENT & ALLERGY ASSOCIATES, LLP - SLEEPY HOLLOW (ABBOTT)		1			1
CLIFTON-FINE HOSPITAL LABORATORY		1			1
FAMILY MEDICAL CENTER OF HOLLYWOOD PA			1	100%	1
ALL PEDIATRIC CARE PA			1	100%	1
NORTHSIDE FAMILY MEDICINE		1			1
LANCASHIRE HALL NURSING AND REHABILITATION CENTER		1			1
MIDWAY SPECIALTY CARE CENTER INC		1			1
RYE BEACH PHARMACY INC		1			1
THEDACARE FAMILY MEDICINE GATEWAY			1	100%	1
ERIE COUNTY EMERGENCY SERVICES DIV OF		1			1
IRA FIALKO DO			1	100%	1
Williamstown Commons			1	100%	1
Fairhope		1			1
CVS AZ5026POCT MESA		1			1
CARE STATION MEDICAL GROUP		1			1
ONPOINT URGENT CARE			1	100%	1
MINUTE CLINIC DIAGNOSTIC MED GRP OF CA		1			1
CHILTON MEDICAL CENTER		1			1
OMC PRIMARY CARE - HOSPITAL CAMPUS			1	100%	1
MINUTECLINIC DIAGNOSTIC, PA		1			1
SILVER SPRINGS SHORES DIALYSIS			1	100%	1
SMA BEHAVIORAL HEALTH SERVICES INC		1			1

# COVID-19: testing by laboratory

Data through Feb 27, 2021 verified as of Feb 28, 2021 at 09:25 AM

Data in this report are provisional and subject to change.

The numbers in the table below represent the number of Florida and non-Florida residents for whom test results were received by the Department of Health. A person can be tested by more than one laboratory and can have both positive and negative results. **Therefore, the sum of the numbers in each column will be larger than the total number of people tested.**

Reporting lab	Inconclusive	Negative	Positive	Percent positive	Total
MINUTECLINIC DIAGNOSTIC OF VIRGINIA, LLC #1980		1			1
The Palms Nursing and Rehabilitation		1			1
QUICKCARE HEALTH, INC			1	100%	1
Brookdale Southside			1	100%	1
NEMOURS CHILDREN'S PRIMARY CARE			1	100%	1
COASTAL PEDIATRICS LLC			1	100%	1
15 TO KNOW			1	100%	1
MARK HOANG MD PA			1	100%	1
NORTHEAST FLORIDA HEALTH SERVICES			1	100%	1
Lenawee Medical Care Facility		1			1
GILBERT MEDICAL GROUP			1	100%	1
YOUR HEALTH PEDIATRICS INC			1	100%	1
FAITH FAMILY PRACTICE			1	100%	1
Villa Maria			1	100%	1
SOWAL HEALTH & DRUG			1	100%	1
Longwood Community Living Center		1			1
MARYWOOD HEIGHTS		1			1
GWINNETT MEDICAL CENTER			1	100%	1
MERCY HOME		1			1
CLINTON DRUG STORE		1			1
CVS CA9497POCT IRVINE		1			1
ADVENTHEALTH MEDICAL GROUP OBSTETRICS			1	100%	1
PRIORITY CARE LLC			1	100%	1
LEHIGH PULMONARY ASSOCIATES			1	100%	1
CLINICAL LABORATORY DEPARTMENT			1	100%	1
Ramsey Village		1			1
NORTHEAST FLORIDA INTERNAL MEDICINE PA		1			1
TILLAMOOK COUNTY GENERAL HOSPITAL LAB		1			1
Waddell Nursing & Rehab Center		1			1
RIVERSIDE REGIONAL MED CENTER			1	100%	1
West Bay of Tampa Center			1	100%	1
ACCESS FAMILY CARE LLC			1	100%	1
Kroger 539 - The Little Clinic Memorial Blvd.		1			1
WALGREENS #5130			1	100%	1
VA SALT LAKE CITY HCS		1			1
TEXAS HEALTH ARLINGTON MEMORIAL		1			1
UNIVERSITY OF NORTH CAROLINA HOSPITALS			1	100%	1
ADVANCE HEALTH AND WELLNESS SOLUTIONS			1	100%	1
PARTNERS IN PRIMARY CARE		1			1
ST JOSEPHS CHILDRENS HOSPITAL PEDI TRANSPORT			1	100%	1
ANDREWS			1	100%	1
HORIZON MEDICAL CENTER			1	100%	1
HIGH DESERT COURT GROUP HOME			1	100%	1
Altenheim Senior Living		1			1
Washington County Nursing H0me			1	100%	1
WVU MEDICINE - WESTON			1	100%	1

# COVID-19: testing by laboratory

Data through Feb 27, 2021 verified as of Feb 28, 2021 at 09:25 AM

Data in this report are provisional and subject to change.

The numbers in the table below represent the number of Florida and non-Florida residents for whom test results were received by the Department of Health. A person can be tested by more than one laboratory and can have both positive and negative results. **Therefore, the sum of the numbers in each column will be larger than the total number of people tested.**

Reporting lab	Inconclusive	Negative	Positive	Percent positive	Total
SKY LAKES MEDICAL CENTER		1			1
OMAHA VA MEDICAL CENTER			1	100%	1
SOLARIS HEALTHCARE PLANT CITY		1			1
SOMA MEDICAL CENTER PA #2			1	100%	1
Kroger 353 - The Little Clinic Harpers Point		1			1
JOSHUA E CHESIR MD		1			1
CSL PLASMA CENTER			1	100%	1
PUBLIX PHARMACY # 1236			1	100%	1
DISCOVERY AT HOME, LLC			1	100%	1
MEDICAL EXAMINERS OFFICE, LEESBURG			1	100%	1
DAVENPORT PEDIATRICS CLERMONT			1	100%	1
St. Catherine's manor of Findlay		1			1
PEDIATRIC ASSOCIATES OF ORLANDO			1	100%	1
Kroger 682 - The Little Clinic New Holland Market			1	100%	1
ALL PRO ORTHOPEDICS & SPORTS MEDICINE, PA			1	100%	1
OPTUM MEDICAL CLINIC IN ROCKRIMMON			1	100%	1
Kroger 588 - The Little Clinic Thompsons Station		1			1
EXACCARE KINGSTON, LLC			1	100%	1
Schenectady Center for Rehabilitation & Nursing		1			1
MYLAN-SOUTH POINT PA		1			1
SYNAPSE ANALYTICAL LABS		1			1
ROYAL OAK MEDICAL CENTER LLC DBA CHARACTER FAMILY			1	100%	1
SHAW MEDICAL GROUP LLC			1	100%	1
TEXAS HEALTH ARLINGTON MEMORIAL HOSPITAL			1	100%	1
NORTH RIVER FAMILY HEALTH CENTER			1	100%	1
HARTFORD HEALTH CARE & REHABILITATION			1	100%	1
ADAMS COUNTY HEALTH DEPARTMENT			1	100%	1
MINUTECLINIC DIAGNOSTIC OF KANSAS, PC		1			1
HOUSTON MEDICAL CENTER			1	100%	1
ADVENTHEALTH HOME CARE WATERMAN			1	100%	1
Mountain City Care and Rehabilitation Center		1			1
CVS CT1109POCT BETHEL		1			1
MEMORIAL HOSPITAL - BELLEVILLE			1	100%	1
PREMIER PEDIATRICS LLC			1	100%	1
SOMA MEDICAL CENTER P.A. #4			1	100%	1
SPECTRUM LUDINGTON			1	100%	1
VCU HEALTH SYSTEM AUTHORITY - MCV HOSPITALS			1	100%	1
Highland Ave. Eye Clinic		1			1
BAYLOR SCOTT & WHITE ALL SAINTS MEDICAL CENTER FT			1	100%	1
TCPA CLINICAL LABORATORIES			1	100%	1
GEORGE WASHINGTON UNIVERSITY HOSPITAL			1	100%	1
CHILDREN'S MEMORIAL HOSPITAL			1	100%	1
VIP FAMILY PRACTICE			1	100%	1
KIOSK MEDICINE KENTUCKY LLC		1			1
HOLMES FAMILY PRACTICE PA			1	100%	1
EAST TENNESSEE STATE UNIVERSITY		1			1

# COVID-19: testing by laboratory

Data through Feb 27, 2021 verified as of Feb 28, 2021 at 09:25 AM

Data in this report are provisional and subject to change.

The numbers in the table below represent the number of Florida and non-Florida residents for whom test results were received by the Department of Health. A person can be tested by more than one laboratory and can have both positive and negative results. **Therefore, the sum of the numbers in each column will be larger than the total number of people tested.**

Reporting lab	Inconclusive	Negative	Positive	Percent positive	Total
CLINICAL CARE, INC			1	100%	1
HELIX BIOMEDICS LLC			1	100%	1
IVY CREEK HEALTHCARE & WELLNESS CENTRE			1	100%	1
QUEST INC			1	100%	1
MEMORIAL HERMANN SOUTHWEST HOSPITAL			1	100%	1
Wexner Heritage House			1	100%	1
Parkside Manor		1			1
ST. MARY MEDICAL CENTER		1			1
STEWART MEDICAL GROUP INC			1	100%	1
TAYLOR COUNTY HEALTH DEPARTMENT			1	100%	1
American Fork Care Center dba Heritage Care Center		1			1
WAYCROSS INTRTNAL MEDICINE			1	100%	1
SAINT BARNABAS MEDICAL CENTER		1			1
CHATSWORTH ASSISTED LIVING COMMUNITY AT PGA NATIONAL			1	100%	1
WILMINGTON NURSING AND REHAB			1	100%	1
PASTEUR MEDICAL CENTER LLC		1			1
RIVERTON CBOC			1	100%	1
C V S / PHARMACY #833		1			1
CRYSTAL RIVER FIRE DEPARTMENT			1	100%	1
MERCY GENERAL HOSPITAL			1	100%	1
HSRE-ASL CASSELBERRY TRS, LLC			1	100%	1
MISSION REGIONAL MEDICAL CENTER			1	100%	1
Kroger 569 - The Little Clinic Gallatin		1			1
PATHLAB SERVICES			1	100%	1
HALIFAX FAMILY HEALTH CENTER			1	100%	1
NHC HealthCare Anniston		1			1
CORPORATION OF AMERICA		1			1
SUREPOINT URGENT CARE PADRE ISLAND			1	100%	1
ORMC-ARDEN/EOI			1	100%	1
FAMILY MEDICAL CENTER		1			1
WESTOX LABS		1			1
HELGEMO & LIOU PEDIATRICS			1	100%	1
UNIVERSITY OF MARYLAND PATHOLOGY ASSOCIATES			1	100%	1
Life Care Center of Auburn		1			1
Chateau Girardeau			1	100%	1
WEST FLORIDA MEDICAL ASSOCIATES PA			1	100%	1
Crowne Health Care of Mobile		1			1
Kroger 395 - The Little Clinic Blanchester		1			1
BAYSTATE REFERENCE LABORATORY			1	100%	1
HUNTSVILLE HOSPITAL			1	100%	1
Ashland Place Health and Rehabilitation, LLC		1			1
CVS PA371POCT PHILADELPHIA		1			1
ALLIANCE LABORATORY SERVICES			1	100%	1
LIFESPAN HEALTH - SELMER		1			1
WELLINGTON WEST 100176			1	100%	1
SUN CITY DIAGNOSTIC CENTER			1	100%	1

# COVID-19: testing by laboratory

Data through Feb 27, 2021 verified as of Feb 28, 2021 at 09:25 AM

Data in this report are provisional and subject to change.

The numbers in the table below represent the number of Florida and non-Florida residents for whom test results were received by the Department of Health. A person can be tested by more than one laboratory and can have both positive and negative results. **Therefore, the sum of the numbers in each column will be larger than the total number of people tested.**

Reporting lab	Inconclusive	Negative	Positive	Percent positive	Total
SEASONS HOSPICE AND PALLIATIVE CARE OF			1	100%	1
MEDICAL CITY NORTH HILLS			1	100%	1
EAST FL CORE LAB			1	100%	1
ATHENS MEDICAL CENTER			1	100%	1
TMH CANCER CENTER LABORATORY			1	100%	1
DEVITA		1			1
CVS KS8601POCT OVERLAND PARK			1	100%	1
Ohman Family Living at Holly Assisted Living		1			1
HEALTHCARE ASSOCIATES OF IRVING, LLP			1	100%	1
CVS MA2125POCT NATICK		1			1
MANHATTAN COLLEGE HEALTH SERVICES		1			1
PRISMA HEALTH TUOMEY LABORATORY			1	100%	1
UNIVERSITY OF MIAMI PRIMARY CARE SITE UMHC 3039			1	100%	1
ANSWERS RESOURCE FACILITY		1			1
PSL JAX BEACH OPERATIONS LLC			1	100%	1
FORT LOUDOUN PRIMARY CARE		1			1
VIVEX/UMTB BIOMEDICAL			1	100%	1
BIODORON LABORATORIES			1	100%	1
Kroger - KRO03400316			1	100%	1
PANCARE HEALTH - NORTHSIDE ELEMENTARY			1	100%	1
UHS BINGHAMTON GENERAL			1	100%	1
Caldwell Care		1			1
INNOVATIVE HEALTH DIAGNOSTIC OF CALIFORNIA			1	100%	1
Kroger 519 - The Little Clinic Staples Mill Road		1			1
FLORIDA HEART AND VASCULAR MULTISPECIALTY GROUP PA			1	100%	1
Shoreline Care Center			1	100%	1
VISTA LAKE ASSISTED LIVING			1	100%	1
Portsmouth Health and Rehab			1	100%	1
Wildwood Healthcare		1			1
MEDICAL ARTS LABORATORY			1	100%	1
LABORATORY SERVICES SGHS - CAMDEN		1			1
TUNIS STREET GROUP HOME		1			1
ORCHID TERRACE		1			1
ASCARATE DIALYSIS			1	100%	1
URGENTMED PLANTATION			1	100%	1
USA Healthcare LTC, LLC - Folsom Center for Rehabilitation & Healthca		1			1
SOUTHWEST FLORIDA DIVISION LAB			1	100%	1
TAMPA GENERAL MEDICAL GROUP LABORATORY HEALTHPARK			1	100%	1
Kroger 97 - The Little Clinic Hutchinson		1			1
E-LAB OF FLORIDA			1	100%	1
MIDWEST COVENANT HOME, INC		1			1
URGENT CARE OF KANSAS CITY			1	100%	1
TRIDENT ANTI AGING LLC			1	100%	1
Kroger - KRO70300083			1	100%	1
DOCTORS CARE - GREER		1			1
SACRED HEART HEALTH SYSTEM- MIDWIFE PROGRAM			1	100%	1

# COVID-19: testing by laboratory

Data through Feb 27, 2021 verified as of Feb 28, 2021 at 09:25 AM

Data in this report are provisional and subject to change.

The numbers in the table below represent the number of Florida and non-Florida residents for whom test results were received by the Department of Health. A person can be tested by more than one laboratory and can have both positive and negative results. **Therefore, the sum of the numbers in each column will be larger than the total number of people tested.**

Reporting lab	Inconclusive	Negative	Positive	Percent positive	Total
BEAUMONT HOSPITAL			1	100%	1
LP ELIZABETHTON		1			1
JAX FAMILY CARE		1			1
OCCUPATIONAL HEALTH CENTER		1			1
ANDERSON FAMILY MEDICINE			1	100%	1
METROPOLITAN			1	100%	1
Crowne Place Assisted Living		1			1
RESIDENCES AT MIAMI / REIGN GARDENS LLC, THE			1	100%	1
BAYLOR SCOTT AND WHITE MEDICAL CENTER -CENTENTENNIAL			1	100%	1
Lynwood		1			1
PLANT CITY FAMILY CARE		1			1
Virginia Gay Nursing and Rehab		1			1
Walgreens #5065		1			1
SOUTHEAST MISSOURI HOSPITAL		1			1
MED-LAKE LABORATORY, LLC			1	100%	1
WMC HEALTH GROUP OF KISSIMMEE LLC			1	100%	1
Kroger 390 - The Little Clinic North College Hill		1			1
BRITTNEY WHELIHAN IRWIN ARNP LLC			1	100%	1
CARESPOT EXPRESS HEALTHCARE BOYNTON BEACH			1	100%	1
Long Beach Care Center			1	100%	1
Community Care Center of Heritage House, LLC			1	100%	1
WATERS EDGE ELEMENTARY SCHOOL			1	100%	1
JACKSONVILLE HEALTH & REHAB		1			1
Strasburg Care Center		1			1
Autumn Care of Suffolk		1			1
Brio of Johnston		1			1
Rockcastle Health and Rehab		1			1
BLANCHARD VALLEY HOSPITAL LABORATORY			1	100%	1
CVS AZ3749POCT GOODYEAR		1			1
CHIPLEY DIALYSIS			1	100%	1
SYCAMORE MEDICAL CENTER-KETTERING HEALTH NETWORK			1	100%	1
KINGWOOD EMERGENCY CENTER			1	100%	1
C V S / PHARMACY #4396		1			1
HEART HOSPITAL OF LAFAYETTE: EMERGENCY ROOM			1	100%	1
DIMMIT REGIONAL HOSPITAL			1	100%	1
MARQUETTE GENERAL HOSPITAL			1	100%	1
CENTRAL JERSEY URGENT CARE OF GREEN BR		1			1
MED CHOICE CENTER OF NORTH MIAMI			1	100%	1
EXPRESS WALK IN MEDICAL CENTER			1	100%	1
GARDEN VIEW CARE CENTER		1			1
SANCHEZ CAZAU MEDICAL GROUP			1	100%	1
ORANGE PEDIATRICS PA			1	100%	1
BOND COUNTY HEALTH DEPARTMENT			1	100%	1
BOCA CIEGA CENTER			1	100%	1
CROSS CREEK HEALTH CARE		1			1
PRIMARY AND URGENT CARE			1	100%	1

# COVID-19: testing by laboratory

Data through Feb 27, 2021 verified as of Feb 28, 2021 at 09:25 AM

Data in this report are provisional and subject to change.

The numbers in the table below represent the number of Florida and non-Florida residents for whom test results were received by the Department of Health. A person can be tested by more than one laboratory and can have both positive and negative results. **Therefore, the sum of the numbers in each column will be larger than the total number of people tested.**

Reporting lab	Inconclusive	Negative	Positive	Percent positive	Total
DOCTORS CARE - AIKEN MALL			1	100%	1
VA COMMUNITY BASED CLINIC - LAKE CITY			1	100%	1
CVS AZ4795POCT MESA		1			1
Oakland Nursing and Rehabilitation Center		1			1
CSL PLASMA LAB			1	100%	1
CLEMENT MANOR HEALTH CENTER		1			1
JACKSON MADISON CO. GEN. HOSPITAL			1	100%	1
MCH PHYSICIANS GROUP			1	100%	1
PRIMARY CARE & PEDIATRICS - SHEPHERSTOWN		1			1
JACKSONVILLE PEDIATRICS			1	100%	1
Monument Health Strugis Care Center		1			1
FLORIDA HOME HEALTH			1	100%	1
Valley Center (WV)			1	100%	1
FLORIDA ADVANCED MEDICAL AND DERM AESTHETICS LLC			1	100%	1
PIONEER CLINICAL RESEARCH LLC			1	100%	1
BREVARD FAMILY WALK IN CLINIC			1	100%	1
GUTHRIE CORNING HOSPITAL LABORATORY		1			1
KNAPP MEDICAL GROUP			1	100%	1
DERMDX, DIV OF AURORA DIAGNOSTICS/BERNHARDT LAB		1			1
SURGERY CENTER, THE			1	100%	1
UMASS MEMORIAL MEDICAL CENTER, INC		1			1
CVS MO10053POCT SAINT PETERS		1			1
BETHESDA ON TURKEY CREEK			1	100%	1
CVS OH6164POCT DELAWARE		1			1
CVS AZ10529POCT SCOTTSDALE		1			1
INFECTION CONTROL DEPT			1	100%	1
HEALTHCARE FOR THE HOMELESS			1	100%	1
Douglas County Health Center		1			1
Jacaranda Manor			1	100%	1
CAN COMMUNITY HEALTH LLC		1			1
Belvoir Woods Health Care Center at The Fairfax		1			1
GRAND VIEW HOSPITAL			1	100%	1
THE MEDICAL CENTER AT BOWLING GREEN			1	100%	1
NATION'S BEST CARE HOME HEALTH			1	100%	1
ORLANDO HEALTH PHYSICIAN GROUP INC			1	100%	1
NEMOURS CHILDRENS PRIMARY CARE CLERMONT			1	100%	1
LITTLE FALLS HOSPITAL LABORATORY		1			1
UNIVERSITY OF IOWA HOSPITALS & CLINICS			1	100%	1
RICHMOND MEDICAL CENTER FOR WOMEN		1			1
MISSOURI DEPT. OF HEALTH			1	100%	1
HIBISCUS COURT			1	100%	1
ABINGTON MEMORIAL HOSPITAL			1	100%	1
NEVADA DEPARTMENT OF HEALTH AND HUMAN SERVICES			1	100%	1
SUN CLINICAL LABORATORIES			1	100%	1
DAYTONA BEACH DIALYSIS			1	100%	1
FAMILY MEDICAL CENTRE			1	100%	1



# COVID-19: testing by laboratory

Data through Feb 27, 2021 verified as of Feb 28, 2021 at 09:25 AM

Data in this report are provisional and subject to change.

The numbers in the table below represent the number of Florida and non-Florida residents for whom test results were received by the Department of Health. A person can be tested by more than one laboratory and can have both positive and negative results. **Therefore, the sum of the numbers in each column will be larger than the total number of people tested.**

Reporting lab	Inconclusive	Negative	Positive	Percent positive	Total
AURORA HEALTH CARE METRO INC			1	100%	1
UT HEALTH RIO GRANDE VALLEY PRIMARY CARE AT			1	100%	1
MAYO CLINICAL LABORATORIES		1			1
ST GERARD'S COMMUNITY OF CARE		1			1
HUNEYCUTT FAMILY PRACTICE			1	100%	1
MORSE LIFE HOME CARE INC			1	100%	1
Bethany Manor		1			1
WALGREENS #01398			1	100%	1
SWIFTCARE URGENT CARE, PLLC			1	100%	1
ENCOMPASS HEALTH REHABILITATION			1	100%	1
WELLMED AT LINEBAUGH AVE			1	100%	1
Waters of Covington		1			1
ACCOMPLISHED HOME CARE		1			1
AL MANI HEALTH INSTITUTE		1			1
CHRISTIAN REST HOME ASSOC		1			1
MEMORIALCARE LONG BEACH MEDICAL CENTER			1	100%	1
ELKHART GENERAL HOSPITAL			1	100%	1
Robinson Terrace Rehabilitation and Nursing Center		1			1
Grangeville Health and Rehab		1			1
Rehab Select of Talladega		1			1
MEDICAL LIFE-INC GUIDEWELL EMERGENCY MEDICINE			1	100%	1
CVS TX8322POCT AUSTIN		1			1
Aspire Physical Recovery Center at Cahaba River		1			1
PRIMEX CLINICAL LABORATORIES INC			1	100%	1
LAKE MARY OPTUM FLORIDA			1	100%	1
BEVERLY ADVANCED PRACTICE NURSING		1			1
MEADOWS PARK HEALTH AND REHABILITATION		1			1
MERCY - NORTH IOWA			1	100%	1
MED-LAKE LABORATORY			1	100%	1
LOWER KEYS COMMUNITY HEALTH CENTER			1	100%	1
LANGLEY DIALYSIS			1	100%	1
PM PEDIATRICS OF BAYSIDE PLLC - BELLER		1			1
DORAL KIDNEY CENTER			1	100%	1
ARCADIA DIALYSIS CENTER			1	100%	1
Kroger 518 - The Little Clinic Hermitage		1			1
PHYSICIAN ASSOCIATES, LLC			1	100%	1
ACCESS MEDICAL GROUP OF TAMPA INC			1	100%	1
LabCorp of America			1	100%	1
BAYFRONT HEAL WOUND CARE AND HYPERBARIC CENTER			1	100%	1
WALGREENS # 11165		1			1
Remarkable Healthcare Dallas			1	100%	1
THE CENTER FOR DISCOVERY		1			1
TRINITY URGENT CARE		1			1
Ash Flat Healthcare and Rehabilitation Center			1	100%	1
BAYOU URGENT CARE			1	100%	1
Wetumpka Health and Rehab, LLC		1			1

# COVID-19: testing by laboratory

Data through Feb 27, 2021 verified as of Feb 28, 2021 at 09:25 AM

Data in this report are provisional and subject to change.

The numbers in the table below represent the number of Florida and non-Florida residents for whom test results were received by the Department of Health. A person can be tested by more than one laboratory and can have both positive and negative results. **Therefore, the sum of the numbers in each column will be larger than the total number of people tested.**

Reporting lab	Inconclusive	Negative	Positive	Percent positive	Total
CVS NE8626POCT LINCOLN		1			1
CVS NV5286POCT HENDERSON		1			1
NORWALK HOSPITAL			1	100%	1
PEACHEALTH LABORATORIES		1			1
INTERMOUNTAIN HEALTHCARE LABORATORY SERVICES			1	100%	1
AESTHETIC PHYSICIANS PC			1	100%	1
MEDICAL ASSOCIATES OF BREVARD LLC		1			1
WALGREENS #15495			1	100%	1
UHEALTH CORAL SPRINGS			1	100%	1
MARTIN LUTHER KING RENAL INSTITUTE			1	100%	1
VELOCITY URGENT CARE - LITTLE CREEK			1	100%	1
LEE PHYSICIAN GROUP COLLEGE POINT		1			1
WORKFORCE HEALTH DEPARTMENT			1	100%	1
CVS OH3306POCT AKRON		1			1
ALLIED PEDIATRICS & FAMILY MEDICINE			1	100%	1
Kroger 970 - The Little Clinic Westfield			1	100%	1
HABANA HEALTH CARE CENTER			1	100%	1
Heritage Health of Peru			1	100%	1
EMERSON HOSPITAL LABORATORY			1	100%	1
WYOMING COUNTY DEPARTMENT OF HEALTH		1			1
RURAL/METRO MIDSOUTH,		1			1
OCEANVIEW NURSING AND REHABILITAION CENTER			1	100%	1
FIVE STAR PREMIER RESIDENCES OF POMPANO BEACH			1	100%	1
MEDONE URGENT CARE			1	100%	1
The Evangelical Lutheran Good Samaritan Society Prescott Village		1			1
QC LABORATORY			1	100%	1
BNJ		1			1
WINNIFRED ASSISTED LIVING FACILITY INC		1			1
MEDEXPRESS URGENT CARE - BENTON		1			1
COVENANT HEALTH		1			1
CARESPOT - LEE VISTA			1	100%	1
Troy Center for Rehabilitation & Nursing		1			1
MOUNT SINAI COMPREHENSIVE CANCER CENTER			1	100%	1
VILLAGES HEALTH SYSTEM, LLC, THE			1	100%	1
Kingston Care Center of Fort Wayne		1			1
WEILL CORNELL MEDICAL ASSOCIATES - EAST SIDE		1			1
BSA PHYSICIANS GROUP, INC D/B/A BSA FAMILY MEDICAL			1	100%	1
THE MEDICAL CENTER			1	100%	1
Court House Center		1			1
DEVLIN MANOR NURSING AND REHABILITATION		1			1
GENESIS HEALTH SYSTEM			1	100%	1
APOLLOMDX LLC			1	100%	1
CHI ST VINCENT LITTLE ROCK DIAGNOSTIC CLINIC			1	100%	1
ST. LUKES HOSPITAL			1	100%	1
SMITH KLINE			1	100%	1
BAM INC		1			1

# COVID-19: testing by laboratory

Data through Feb 27, 2021 verified as of Feb 28, 2021 at 09:25 AM

Data in this report are provisional and subject to change.

The numbers in the table below represent the number of Florida and non-Florida residents for whom test results were received by the Department of Health. A person can be tested by more than one laboratory and can have both positive and negative results. **Therefore, the sum of the numbers in each column will be larger than the total number of people tested.**

Reporting lab	Inconclusive	Negative	Positive	Percent positive	Total
HEALTHFORCE PARTNERS INC			1	100%	1
DEVLAB, LLC			1	100%	1
FLORIDA DEPARTMENT OF HEALTH IN CITRUS COUNTY		1			1
SMITH			1	100%	1
CENTRAL FLORIDA INTERNAL OCCUPATIONAL AND		1			1
FAMILY MEDICAL CLINIC KENDALL LLC			1	100%	1
MEDICAL CLINIC OF HOUSTON			1	100%	1
MEDICAL ASSOCIATES OF THE SHOALS		1			1
FIRST PHYSICIANS GROUP - LORRAINE CORNERS		1			1
GOOD PEDIATRICS			1	100%	1
Fairhaven Retirement Community		1			1
Regency Square			1	100%	1
TAMPA HEALTH CARE PROVIDERS PA		1			1
Le Roy Village Green		1			1
ARTESIAN HOME		1			1
CVS IL2798POCT CHICAGO			1	100%	1
MARTIN HEALTH PHYSICIAN GROUP			1	100%	1
AFFILIATED LABORATORIES INC			1	100%	1
HARDIN MEMORIAL HOSPITAL - HEARTLAND PATHOLOGY CONSULTANTS			1	100%	1
Brynwood Health & Rehabilitation Center			1	100%	1
WRIGHT PATTERSON AFB MEDICAL CENTER			1	100%	1
HARMONY HEALTHCARE ORLANDO INC		1			1
NORDX			1	100%	1
Hillside Rehab and Care Center			1	100%	1
APS-SUMMIT CARE PHARMACY, LLC DBA OMNICARE		1			1
PEDIATRIC ASSOCIATES - MIAMI LAKES		1			1
FLORIDA EPIDEMIOLOGY PROGRAM			1	100%	1
WEST FLORIDA HOSPITAL LABORATORY			1	100%	1
COLOMBO'S PHARMACY		1			1
BERKSHIRE MEDICAL CENTER			1	100%	1
ST MARY'S OF SAGINAW		1			1
Mary Anna Nursing Home		1			1
PEDRO L ORTEGA MD PA			1	100%	1
PHYSICIANS PREMIER			1	100%	1
MOUNT ST MARYS HOSPITAL OF NIAGARA FALLS			1	100%	1
DAVITA DIALYSIS-NORTH			1	100%	1
ATRIA TAMARAC			1	100%	1
PALM BEACH DIABETES AND ENDOCRINE SPECIALISTS, PA			1	100%	1
FAIRVIEW SOUTHDAL			1	100%	1
JUPITER MEDICAL CENTER INC			1	100%	1
URGENT CARE CENTER OF PORT ORANGE LLC			1	100%	1
BAYLOR SCOTT & WHITE MEDICAL SURGICAL CLINIC			1	100%	1
MCLEOD MEMORIAL HOSPITAL CLARENDON			1	100%	1
OAK HAVEN REHAB AND NURSING CENTER			1	100%	1
MAYO CLINIC OUTPATIENT DIALYSIS CENTER			1	100%	1
CVS / PHARMACY #10794			1	100%	1

# COVID-19: testing by laboratory

Data through Feb 27, 2021 verified as of Feb 28, 2021 at 09:25 AM

Data in this report are provisional and subject to change.

The numbers in the table below represent the number of Florida and non-Florida residents for whom test results were received by the Department of Health. A person can be tested by more than one laboratory and can have both positive and negative results. **Therefore, the sum of the numbers in each column will be larger than the total number of people tested.**

Reporting lab	Inconclusive	Negative	Positive	Percent positive	Total
BIOMAT ORLANDO		1			1
CAPSTONE REHABILITATION AND HEALTHCARE		1			1
PALM BEACH DIGESTIVE ASSOCIATES			1	100%	1
Kroger 006 - The Little Clinic Uintah Gardens		1			1
THE LITTLE CLINIC LLC			1	100%	1
CVS NV5942POCT LAS VEGAS		1			1
ANY LAB TEST NOW JACKSONVILLE		1			1
AMERICAN LAB LLC		1			1
LIFEGUARD AMBULANCE SERVICE LLC - BAY COUNTY			1	100%	1
CLERMONT PEDIATRICS, PA			1	100%	1
Fairview			1	100%	1
Erie VAMC		1			1
CVS CA9803POCT RIVERSIDE		1			1
MARYLAND DEPARTMENT OF HEALTH AND MENTAL HYGIENE			1	100%	1
ENCOMPASS HEALTH HOME HEALTH		1			1
HARRIS URGENT CARE CENTER			1	100%	1
Dexter Health Care		1			1
KIDSVILLE PEDIATRICS III PA			1	100%	1
MEDICAL CITY DENTON			1	100%	1
ADVANCED LABORATORY SERVICES			1	100%	1
INHEALTH LIFE SCIENCES LLC			1	100%	1
CARESPOT - OCOEE			1	100%	1
NHC HealthCare St. Charles		1			1
Allen Health and Rehabilitation		1			1
OCEAN MEDICAL CENTER		1			1
ORMOND MEDICAL ARTS FAMILY PRACTICE PL			1	100%	1
HAWKEYE CARE CENTER DUBUQUE		1			1
PLEASANT RIDGE MANOR WEST		1			1
PATIENT FIRST-GENERAL BOOTH			1	100%	1
ST JOHN'S HOME CARE			1	100%	1
CVS IL5797POCT CAROL STREAM		1			1
RAMBAM URGENT CARE			1	100%	1
ST LUKES SURGICAL AT THE VILLAGES INC			1	100%	1
URGENT TEAM MANAGEMENT OF TENNESSEE, L			1	100%	1
LABORATORIO BUENA SALUD			1	100%	1
Monument Health Custer Care Center		1			1
BUFFALO VAMC			1	100%	1
FLAGLER PROFESSIONAL HEALTH CARE SERVICES INC		1			1
ADVENT HEALTH - OWASA			1	100%	1
LAB PLUS, LLC			1	100%	1
RIVERSIDE MEDICAL CENTER		1			1
HAMILTON CI MAIN UNIT ANNEX/ WORK CAMP			1	100%	1
Tremont Health & Rehabilitation Center		1			1
ANY LAB TEST FAST CORP			1	100%	1
MEDPOST - NORTH DALLAS			1	100%	1
Southwest Louisiana Veterans Home			1	100%	1

# COVID-19: testing by laboratory

Data through Feb 27, 2021 verified as of Feb 28, 2021 at 09:25 AM

Data in this report are provisional and subject to change.

The numbers in the table below represent the number of Florida and non-Florida residents for whom test results were received by the Department of Health. A person can be tested by more than one laboratory and can have both positive and negative results. **Therefore, the sum of the numbers in each column will be larger than the total number of people tested.**

Reporting lab	Inconclusive	Negative	Positive	Percent positive	Total
ABSOLUTE QUICK CARE			1	100%	1
CVS IN6608POCT NEW PALESTINE			1	100%	1
Medicalodges Neosho			1	100%	1
HIGHLAND PARK LAKEWOOD PRESTON HOLLOW			1	100%	1
CVS OH4300POCT STRONGSVILLE		1			1
UW MEDICINE CHU LAB			1	100%	1
JACK M MATHENY II MD			1	100%	1
UNITYPOINT HEALTH TRINITY			1	100%	1
MEMORIAL HOSPITAL OF TAMPA			1	100%	1
ADVANCED CARDIOVASCULAR DIAGNOSTICS OF FL			1	100%	1
Grays Harbor Health and Rehabilitation		1			1
DIVERSICARE OF BIG SPRINGS		1			1
ASSISTED LIVING AT TREZEVANT		1			1
TERRELL URGENT CARE			1	100%	1
MEDEXPRESS URGENT CARE - RUSSELLVILLE, W MAIN ST		1			1
UPSON REGIONAL MEDICAL CENTER			1	100%	1
YOUR HEALTH PEDIATRICS			1	100%	1
MEDEXPRESS URGENT CARE - CONWAY		1			1
CATSKILL REGIONAL MEDICAL CENTER		1			1
PALOMAR MEDICAL CENTER			1	100%	1
Alden North Shore			1	100%	1
CHRISTIANA HOSPITAL		1			1
BAPTIST HEALTH PRIMARY CARE AT DORAL			1	100%	1
bishop rehabilitation and nursing center		1			1
DIGNITY HEALTH GOHEALTH		1			1
YOUTH HEALTH CENTER OF HUNTINGTON		1			1
BETHESDA HOSPITAL			1	100%	1
CVS CA8861POCT BUENA PARK		1			1
SHP WESTCHESTER LLC		1			1
VIRGINIA UROLOGY		1			1
MID FLORIDA COMMUNITY SERVICES			1	100%	1
STEWART FLORIDA ALF, INC			1	100%	1
MID-FLORIDA CANCER CENTERS		1			1
SELECT MEDICAL CLINIC			1	100%	1
WEST PENSACOLA DIALYSIS CENTER			1	100%	1
Vi at Aventura		1			1
BEST CARE COMMUNITY AND FAMILY HEALTH CENTER INC			1	100%	1
Kroger 825 - The Little Clinic Dorothy Lane		1			1
CVS TX3292POCT WYLIE		1			1
AUTUMN HOUSE			1	100%	1
FAMILY MEDICINE AT CELEBRATION		1			1
Kroger 968 - The Little Clinic Colerain Township		1			1
Kroger 907 - The Little Clinic Holland		1			1
Community Compassion Center of Batesville			1	100%	1
ODYSSEY HEALTH CARE OF MARION COUNTY LLC		1			1
MID FLORIDA BIOLOGICALS			1	100%	1

# COVID-19: testing by laboratory

Data through Feb 27, 2021 verified as of Feb 28, 2021 at 09:25 AM

Data in this report are provisional and subject to change.

The numbers in the table below represent the number of Florida and non-Florida residents for whom test results were received by the Department of Health. A person can be tested by more than one laboratory and can have both positive and negative results. **Therefore, the sum of the numbers in each column will be larger than the total number of people tested.**

Reporting lab	Inconclusive	Negative	Positive	Percent positive	Total
BROOKSHIRE, THE			1	100%	1
441 URGENT CARE CENTER - BROWNWOOD			1	100%	1
PT&J REHAB LLC		1			1
SAN JOSE CLINIC		1			1
Moab Regional Hospital			1	100%	1
POINTE MEDICAL SERVICES INC			1	100%	1
EXAC CARE CROSSVILLE		1			1
WATERTOWN URGENT CARE		1			1
AUGUSTA HEALTH CLINICAL LABORATORY			1	100%	1
NAVARRO MEDICAL CENTERS LLC			1	100%	1
PROVIDENCE ST. PATRICK HOSPITAL			1	100%	1
Kroger 549 - The Little Clinic Clinton Highway		1			1
ELEMENTS PHARMACY			1	100%	1
ENZO LABS INC			1	100%	1
MEDEXPRESS URGENT CARE-MEADVILLE			1	100%	1
MAURY REGIONAL MEDICAL CENTER		1			1
DR JAMES D FORBES FAMILY CARE CENTER			1	100%	1
ST VINCENTS OUTPATIENT IMAGING		1			1
UNLIMITED MEDICAL SERVICES OF FL PL DBA		1			1
WEST COAST CLINICAL LABS INC			1	100%	1
HOUSTON DEPARTMENT OF HEALTH AND HUMAN SERVICES			1	100%	1
DOCTORS AFTER HOURS URGENT CARE CENTER			1	100%	1
LIBERTY URGENT CARE			1	100%	1
Falmouth By The Sea			1	100%	1
HHCS PHARMACY INC			1	100%	1
Courtenay Springs Village			1	100%	1
CONTINENTAL HOME HEALTH CARE INC			1	100%	1
ATHENA PLASTIC SURGERY		1			1
THE CHILDREN'S HOSPITAL OF PHILADELPHIA		1			1
DIGNITY HEALING LLC			1	100%	1
SUNCOAST FAMILY MEDICAL ASSOCIATES			1	100%	1
Heartland of Perrysburg		1			1
MISSISSIPPI VALLEY REGIONAL BLOOD CENTER			1	100%	1
SOUTHERN HILLS MEDICAL CENTER			1	100%	1
UUHC - REDSTONE HEALTH CENTER LABORATORY			1	100%	1
CARENOW LAKE WORTH			1	100%	1
NORTH SHORE HEMATOLOGY-ONCOLOGY ASSOCI		1			1
ADVENTHEALTH MEDICALGROUP PEDIATRICS AT ORLANDO		1			1
STATE OF CALIFORNIA DOH SERVICES			1	100%	1
SHARON REGIONAL MEDICAL CENTER			1	100%	1
Summit Medical Group Morristown Oncology		1			1
ROAN MOUNTAIN MEDICAL CENTER			1	100%	1
FLORIDA KEYS PED AND ADOLES CTR			1	100%	1
CVS KS8573POCT OVERLAND PARK		1			1
URGENT CARE OF FORT LAUDERDALE INC			1	100%	1
BLACKBERRY CENTER, THE		1			1

# COVID-19: testing by laboratory

Data through Feb 27, 2021 verified as of Feb 28, 2021 at 09:25 AM

Data in this report are provisional and subject to change.

The numbers in the table below represent the number of Florida and non-Florida residents for whom test results were received by the Department of Health. A person can be tested by more than one laboratory and can have both positive and negative results. **Therefore, the sum of the numbers in each column will be larger than the total number of people tested.**

Reporting lab	Inconclusive	Negative	Positive	Percent positive	Total
SOMA MEDICAL CENTER PA #2 OAKLAND			1	100%	1
Good Samaritan Society - Albion		1			1
EAST COAST INSTITUTE FOR RESEARCH LLC			1	100%	1
ELAN MANATEE			1	100%	1
CURA LABORATORY SERVICES			1	100%	1
Eddy Memorial Geriatric Center		1			1
CTMD MEDICAL CENTER, PA			1	100%	1
MEDEXPRESS URGENT CARE - TOPEKA, SW WANAMAKER RD		1			1
ADVANCE MD CARE			1	100%	1
Village Crest Center for Health & Rehabilitation		1			1
SPECIALTY DRUG TESTING			1	100%	1
SOUTHWESTERN STATE HOSPITAL LABORATORY			1	100%	1
SANFORD LABORATORIES WATERTOWN			1	100%	1
CVS MI8091POCT FRASER		1			1
Dulles Health and Rehab Center		1			1
SPRINGBROOK HOSPITAL			1	100%	1
FHPG SURGICAL ASSOCIATES OF EAST PASCO			1	100%	1
CARINGPLUS HOMECARE LLC			1	100%	1
BROADWAY HEALTH FLORIDA MEDICAL CLINIC URGENT CARE			1	100%	1
5 STAR HOME HEALTH SERVICES INC		1			1
CVS AZ7841POCT TUCSON		1			1
HALIFAX HEALTH PRIMARY CARE ORMOND			1	100%	1
Kroger 670 - The Little Clinic Powell		1			1
UHEALTH CARDIOLOGY			1	100%	1
ACUPATH LABORATORIES INC			1	100%	1
BOLLES SCHOOL, THE			1	100%	1
MALUHIA		1			1
NONA MEDICAL ARTS		1			1
LabCorp L#09258295 M#09258285			1	100%	1
IM&P WELLNES CENTER			1	100%	1
LRGHEALTHCARE		1			1
LAKEVIEW REGIONAL HOSPITAL			1	100%	1
Arch Plaza Nursing and Rehabilitation Center			1	100%	1
AVERA ST. MARY'S HOSPITAL			1	100%	1
TREASURE COAST INFECTIOUS DISEASE CONSULTANTS			1	100%	1
ALLIANCE MD DIRECT PRIMARY CARE			1	100%	1
Kroger 63 - The Little Clinic Glassford Hill Rd		1			1
AURORA MEDICAL CENTER-KENOSHA			1	100%	1
MED BAR LLC		1			1
CLARKSVILLE HEALTH SYSTEM			1	100%	1
MEDICAL SPECIALISTS OF THE PALM BEACHES INC			1	100%	1
SACRED HEART HEALTH SYSTEMS INC			1	100%	1
Manor Care Health Services- Wilmington			1	100%	1
SOUTHEASTERN INTEGRATED MEDICAL PL			1	100%	1
BIOMERIEUX			1	100%	1
WASHINGTONVILLE PHARMACY INC		1			1

# COVID-19: testing by laboratory

Data through Feb 27, 2021 verified as of Feb 28, 2021 at 09:25 AM

Data in this report are provisional and subject to change.

The numbers in the table below represent the number of Florida and non-Florida residents for whom test results were received by the Department of Health. A person can be tested by more than one laboratory and can have both positive and negative results. **Therefore, the sum of the numbers in each column will be larger than the total number of people tested.**

Reporting lab	Inconclusive	Negative	Positive	Percent positive	Total
HEALTH CARE SERVICES LC			1	100%	1
ST. VINCENT HOSPITAL			1	100%	1
CONCORDIA MANOR			1	100%	1
MISSION HOSPITAL - MEMORIAL CAMPUS			1	100%	1
BLESSINGS MEDICAL CLINIC, THE			1	100%	1
MISSOURI DEPARTMENT OF HEALTH AND SENIOR SERVICES - STATE PH LAB		1			1
MANOR CARE OF DELRAY BEACH FL LLC		1			1
HILTON HEAD HOSPITAL/INPATIENT			1	100%	1
CVS AZ9210POCT SCOTTSDALE		1			1
KIOSK MEDICINE OF KENTUCKY LLC		1			1
XSTREMEMD			1	100%	1
INTERNAL MEDICINE EMILIA MURRAY MD PA		1			1
BRANDON OUTREACH CLINIC			1	100%	1
Avera Sr. James Care Center		1			1
SIGNATURE CARE MEMORIAL CITY			1	100%	1
Kroger - KRO62000426			1	100%	1
PALMETTO BAY MEDICAL CENTER			1	100%	1
MERITUS MEDICAL CENTER			1	100%	1
HERNANDO COUNTY HEALTH DEPT			1	100%	1
Kroger 532 - The Little Clinic Murfreesboro		1			1
ER NEAR ME HULEN		1			1
SACRED HEART HOSPITAL NURSING			1	100%	1
QLABS			1	100%	1
CVS IL8750POCT CHICAGO		1			1
CVS AZ7263POCT PHOENIX		1			1
Kroger 359 - The Little Clinic Bellevue		1			1
Advanced Rehabilitation of Vernon		1			1
ARIZONA STATE LABORATORY			1	100%	1
EXCEL URGENT CARE OF NJ			1	100%	1
PCG MOLECULAR			1	100%	1
OAKMONT OF UNION SC, LLC		1			1
LEE MEMORIAL HOSPITAL OUTPATIENT SURGERY CENTER			1	100%	1
CVS MA594POCT FALMOUTH		1			1
ST. JOHN HOSPITAL & MEDICAL CENTER			1	100%	1
SPHERE DX			1	100%	1
MINUTECLINIC DIAGNOSTICS OF OKLAHOMA		1			1
MEDCARE-GARNERS FERRY			1	100%	1
TruCare Living Centers - Columbus		1			1
SHANNON MEDICAL CENTER			1	100%	1
LAREDO EMERGENCY ROOM			1	100%	1
PREMIUM HOME HEALTH CARE INC			1	100%	1
GOSHEN MEDICAL CENTER			1	100%	1
WATERBURY HOSPITAL REFERENCE LAB			1	100%	1
AMERICAN DRUG TESTING LAB LLC			1	100%	1
COLUMBIA CREST CARE & RAHAB		1			1
BMC MAYPORT			1	100%	1



# COVID-19: testing by laboratory

Data through Feb 27, 2021 verified as of Feb 28, 2021 at 09:25 AM

Data in this report are provisional and subject to change.

The numbers in the table below represent the number of Florida and non-Florida residents for whom test results were received by the Department of Health. A person can be tested by more than one laboratory and can have both positive and negative results. **Therefore, the sum of the numbers in each column will be larger than the total number of people tested.**

Reporting lab	Inconclusive	Negative	Positive	Percent positive	Total
BRONSON METHODIST HOSPITAL			1	100%	1
KENDALL PEDIATRICS PARTNERS LLC			1	100%	1
OHSU LABORATORY SERVICES		1			1
CENTRAL FL INTERNAL MEDICINE ASSOCIATES LLC		1			1
BLUFFTON HEALTH CENTER			1	100%	1
ADDINGTON PLACE EAST LAKE		1			1
Ideal Senior Living Center		1			1
MEDTOWN PHARMACY			1	100%	1
DEVANSH LAB WERKS		1			1
CLINICAL PATHOLOGY LABORATORIES SOUTHEAST INC			1	100%	1
CHAMBREL AT PINECASTLE			1	100%	1
GENOTOX LABORATORIES		1			1
ANDERSON REGIONAL MEDICAL CENTER			1	100%	1
CUSTOM SCRIPTS PHARMACY		1			1
PREMIER FAMILY AND SPORTS MEDICINE LLC			1	100%	1
JACKSBORO URGENT CARE			1	100%	1
SOUTH TEXAS HEALTH SYSTEM ER - WARE ROAD			1	100%	1
FLORIDA MENTOR HODGES CLUSTER			1	100%	1
NFRC CLINICAL LAB			1	100%	1
A G RHODES HOME AT WESLEY WOODS		1			1
BICKERTON, DAWN		1			1
CVS NM7242POCT ALBUQUERQUE		1			1
WEST BOCA MEDICAL CENTER			1	100%	1
ST.ELIZABETH HEALTH CENTER	1				1
GATEWAY LABORATORIES		1			1
MAIN STREET PHARMACY OF MARCELLUS, INC		1			1
Excel Care Center			1	100%	1
NEW MILFORD HOSPITAL			1	100%	1
CHC SOUTHWEST FLORIDA LAB-LIVE			1	100%	1
WAYNE COUNTY PUBLIC HEALTH		1			1
SAINT PETE MRI			1	100%	1
PINEBROOK CARE AND REHABILITATION CENTER□			1	100%	1
TFH HOME HEALTH INC			1	100%	1
NORTHWEST TEXAS HEALTHCARE SYSTEM,INC			1	100%	1
TITUSVILLE CENTER FOR SURGICAL EXCELLENCE LLC		1			1
CVS NJ2508POCT MANALAPAN		1			1
ACCESS 365 URGENT CARE LLC			1	100%	1
MDS PHARMA SERVICES		1			1
Schoenbrunn Healthcare		1			1
CVS TX7156POCT RICHARDSON		1			1
CLEVELAND CLINIC AKRON GENERAL			1	100%	1
LIBERTY HEALTH CENTER			1	100%	1
SANTA CLARA VALLEY MEDICAL CENTER			1	100%	1
ST JOHN'S MEDICAL CENTER, TETON VILLAGE			1	100%	1
KAISER PERMANENTE REGIONAL REFERENCE LABORATORY		1			1
MEDEXPRESS-DOVER		1			1

# COVID-19: testing by laboratory

Data through Feb 27, 2021 verified as of Feb 28, 2021 at 09:25 AM

Data in this report are provisional and subject to change.

The numbers in the table below represent the number of Florida and non-Florida residents for whom test results were received by the Department of Health. A person can be tested by more than one laboratory and can have both positive and negative results. **Therefore, the sum of the numbers in each column will be larger than the total number of people tested.**

Reporting lab	Inconclusive	Negative	Positive	Percent positive	Total
Shelbyville Manor		1			1
VALLEY HOSPITAL MEDICAL CENTER		1			1
FAST PACE URGENT CARE			1	100%	1
BRIDGEWAY CENTER INC			1	100%	1
Northern Nevada State Veterans Home		1			1
DEPT OF VA MEDICAL CENTER - MIAMI			1	100%	1
EVENTIDE LUTHERAN HOME		1			1
TRUCARE LIVING CENTERS - SELMA			1	100%	1
Lopatcong Center		1			1
RELIANCE HOME HEALTH CARE INC		1			1
DIAGNOSTIC GROUP INTEGRATED HEALTHCARE			1	100%	1
FREDERICK MEMORIAL HOSPITAL			1	100%	1
UNIVERISTY HOSPITAL			1	100%	1
Englewood Health Care Center		1			1
ADVENTHEALTH MEDICAL GROUP SENIOR HEALTH AT			1	100%	1
OXY-GENLAB			1	100%	1
HILLSBORO MEDICAL CENTER MAIN LABORATO		1			1
LAKE LURE HEALTH CENTER			1	100%	1
Pinnacle Assisted Living			1	100%	1
BEAUMONT REFERENCE LABORATORY			1	100%	1
NEVADA RURAL HOUSING AUTHORITY			1	100%	1
WALGREENS #10854		1			1
TLC MEDICAL			1	100%	1
JOHNSON & JOHNSON VISION CARE-VISTAKON			1	100%	1
RIDGE OPTUM FLORIDA			1	100%	1
CENTRAL FLORIDA ADULT MEDICINE		1			1
PHYSICIANS IMMEDIATE CARE			1	100%	1
FLORHAM PARK ENDOSCOPY CENTER		1			1
PENNY PEDIATRICS		1			1
TMH PHYSICIAN PARTNERS WAKULLA			1	100%	1
HEALTH FIRST HOME CARE		1			1
SONNI'S PEDIATRICS			1	100%	1
BLACKBAG DIGITAL HEALTH LLC		1			1
APPLECARE URGENT CARE KINGSLAND			1	100%	1
HEALTHCARE AND REHAB OF SANFORD			1	100%	1
BAYCARE OUTREACH LAB AT NEW TAMPA			1	100%	1
BOULDER COMMUNITY HOSPITAL			1	100%	1
The Pines at Poughkeepsie Center for Nursing and Rehabilitation		1			1
CARESOUTH HHA HOLDINGS OF THE TREASURE COAST LLC			1	100%	1
Elm Crest Senior Living Community		1			1
FAMILY MEDICAL CENTERS			1	100%	1
MINUTE CLINIC DIAGNOSTICS OF IN, LLC #6252		1			1
GOLDING-GRANADO MEDICAL ASSOCIATES		1			1
LUMICO LIFE INSURANCE COMPANY		1			1
Kroger 717 - The Little Clinic Dolphin Drive			1	100%	1
MARYWOOD NURSING CARE CENTER		1			1

# COVID-19: testing by laboratory

Data through Feb 27, 2021 verified as of Feb 28, 2021 at 09:25 AM

Data in this report are provisional and subject to change.

The numbers in the table below represent the number of Florida and non-Florida residents for whom test results were received by the Department of Health. A person can be tested by more than one laboratory and can have both positive and negative results. **Therefore, the sum of the numbers in each column will be larger than the total number of people tested.**

Reporting lab	Inconclusive	Negative	Positive	Percent positive	Total
PATHOLOGYT & LAB MEDICINE SERVICES			1	100%	1
CVS IL2297144CV CHICAGO		1			1
CVS NV9586POCT RENO		1			1
LAKE MARY DIALYSIS			1	100%	1
PANCARE HEALTH - CARR ELEM & MIDDLE SCHOOL			1	100%	1
LOUIS A JOHNSON VAMC		1			1
Manassas Health & Rehab			1	100%	1
TMH PHYSICIAN PARTNERS QUINCY			1	100%	1
NORTH MIAMI BEACH SURGICAL CENTER			1	100%	1
PULMONARY MEDICINE		1			1
MARTIN ARMY COMMUNITY HOSPITAL			1	100%	1
Kroger 909 - The Little Clinic Hamilton			1	100%	1
CAROMONT HEALTH			1	100%	1
HOCHBERG LOWER SCHOOL		1			1
MINUTECLINIC DIAG OF IND, LLC #4368		1			1
CHOTA COMMUNITY HEALTH SERVICES		1			1
Granville Center		1			1
LEHIGH REGIONAL WOUND CENTER			1	100%	1
CALIFORNIA PUBLIC HEALTH LABORATORY			1	100%	1
SOUTH FLORIDA URGENT CARE CENTERS, LLC			1	100%	1
CENTRAL FLORIDA MEDICAL CARE			1	100%	1
SUMMIT COUNTY PUBLIC HEALTH DEPARTMENT			1	100%	1
PROGRESSIVE MEDICAL LAB LLC			1	100%	1
HAWAII DEPARTMENT OF HEALTH LAB			1	100%	1
Central Park Healthcare & Rehabilitation Center		1			1
NORTH CAROLINA STATE LABORATORY OF PUBLIC HEALTH, SPECTRUM LAB NETWORK			1	100%	1
Waycross Health and Rehabilitation		1			1
ST JOHNS EPISCOPAL HOSPITAL SOUTH SHORE		1			1
MERRILL GARDENS AT CHAMPIONSGATE			1	100%	1
Carrollton Manor Inc		1			1
ALPHA 1 ANTITRYPSIN RESEARCH PROGRAM			1	100%	1
Walgreens #3661		1			1
CAREFIRST URGENT CARE - BEECHMONT			1	100%	1
ABSOLUTE CAREGIVERS HOME HEALTH AGENCY INC			1	100%	1
UMMC MIDTOWN CAMPUS			1	100%	1
ADVENTHEALTH MEDICAL GROUP COMMUNITY MEDICINE			1	100%	1
MEDEXPRESS URGENT CARE - CABOT			1	100%	1
Grand Junction VAMC		1			1
FLORIDA CLINICAL RESEARCH CENTER, LLC			1	100%	1
WINDSOR MANOR			1	100%	1
Garden View Care Center at Dougherty Ferry		1			1
KENT		1			1
SANTA MONICA CA-UCLA MC			1	100%	1
KINGWOOD EMERGENCY HOSPITAL			1	100%	1
ALLEGHENY GENERAL HOSPITAL			1	100%	1
VA OPTOMETRY CLINIC			1	100%	1

# COVID-19: testing by laboratory

Data through Feb 27, 2021 verified as of Feb 28, 2021 at 09:25 AM

Data in this report are provisional and subject to change.

The numbers in the table below represent the number of Florida and non-Florida residents for whom test results were received by the Department of Health. A person can be tested by more than one laboratory and can have both positive and negative results. **Therefore, the sum of the numbers in each column will be larger than the total number of people tested.**

Reporting lab	Inconclusive	Negative	Positive	Percent positive	Total
PENINSULA REGIONAL MED CTR LAB			1	100%	1
DE TAR HOSPITAL			1	100%	1
ARISTACARE AT MANCHESTER		1			1
LOUISIANA STATE LAB			1	100%	1
CONVENIENT MEDICAL AND HEALTH SERVICES			1	100%	1
TOXUSALABS DBA CONNECTDX LABS		1			1
WALGREENS #15369		1			1
COMMUNITY			1	100%	1
FRONT PORCH PEDIATRICS PLLC			1	100%	1
St. Anne Home		1			1
THE HEART HOSPITAL BAYLOR PLANO			1	100%	1
Essex Center for Rehabilitation and Healthcare		1			1
HACKENSACK UNIVERSITY MEDICAL CENTER		1			1
Cottage of the Shoals		1			1
MORNINGSIDE NURSING AND REHABILITATION		1			1
BETHESDA HOSPITAL EAST BLOOD GAS LAB			1	100%	1
RM PHARMACY SERVICES INC		1			1
Florence Nursing and Rehabilitation Center		1			1
FLAGLER MEDICAL ASSOCIATES PA			1	100%	1
MEDCOR, INC			1	100%	1
Lenbrook		1			1
Kroger 682 - The Little Clinic Combs and Gantzel		1			1
JMJ FAMILY PRACTICE			1	100%	1
CACERES SPECIALIZED GYNECOLOGY		1			1
Sage Bluff Health & Rehabilitation Center		1			1
FLAGLER COUNTY BOARD OF COUNTY COMMISSIONERS			1	100%	1
Kroger 444 - The Little Clinic Dent		1			1
Niles Nursing and Rehab. Center		1			1
BRIAN C GRINER MD LLC			1	100%	1
WY RETIREMENT CENTER		1			1
EILEEN TURBESSI MD PA		1			1
CELEBRATION HOSPITAL			1	100%	1
CVS MA920POCT CLINTON		1			1
CARENOW MIDTOWN			1	100%	1
BAYSHORE DIALYSIS			1	100%	1
LITTLE COMPANY OF MARY HOSPITAL			1	100%	1
KENNEDY BOULEVARD DIALYSIS			1	100%	1
PRIMARY CARE GROUP LLC		1			1
BL DIAGNOSTICS LLC			1	100%	1
PARK AVENUE PEDIATRICS PC		1			1
ALAFAYA WOODS FAMILY MEDICAL CENTER		1			1
WELLSTAR COBB HOSPITAL			1	100%	1
FAMILY PRACTICE ASSOCIATES		1			1
Bay View Nursing and Rehabilitation Center			1	100%	1
Victoria Manor		1			1
THE NEW JEWISH HOME		1			1

# COVID-19: testing by laboratory

Data through Feb 27, 2021 verified as of Feb 28, 2021 at 09:25 AM

Data in this report are provisional and subject to change.

The numbers in the table below represent the number of Florida and non-Florida residents for whom test results were received by the Department of Health. A person can be tested by more than one laboratory and can have both positive and negative results. **Therefore, the sum of the numbers in each column will be larger than the total number of people tested.**

Reporting lab	Inconclusive	Negative	Positive	Percent positive	Total
INDIGO PALMS			1	100%	1
STERLING HOUSE OF PORT ORANGE		1			1
Signature Healthcare of Georgetown		1			1
PAMC MICRO LAB			1	100%	1
FLORIDA CLINICAL LABORATORY INC DBA			1	100%	1
PRACTITIONERS IN MOTION			1	100%	1
PROFESSIONAL DIALYSIS CENTER			1	100%	1
CORPUS CHRISTI MEDICAL CENTER			1	100%	1
MIL LAKE HEALTHCARE CENTER INC PEDIATRICS			1	100%	1
UMASS MEMORIAL/MARLBORO HOSPITAL			1	100%	1
LABTEST LLC LABTEST DIAGNOSTICS			1	100%	1
CVS OH3980POCT KENT		1			1
Kroger 49 - The Little Clinic Wichita - 21st St.			1	100%	1
FOUNDATION LABORATORY			1	100%	1
MARTIN MEM FAMILY CARE AT ST LUCIE W			1	100%	1
CVS TX1057POCT SAN ANTONIO		1			1
PHYSICIANS URGENT CARE			1	100%	1
COMMONWEALTH OF VIRGINIA DIVISION OF CONSOLIDATED LABORATORY SERVICES			1	100%	1
Big River Nursing and Rehab		1			1
NULEASE MEDICAL SOLUTIONS			1	100%	1
MYCLINIC, INC			1	100%	1
EXPRESS PHARMACY INC		1			1
SOUTHERN WINDS			1	100%	1
CVS M08595POCT RAYMORE		1			1
SOUTHERN SPRINGS HEALTH CARE		1			1
GOOD SAMARITAN SOCIETY-FOREST CITY		1			1
BAPTIST HEALTH SURGERY CENTER			1	100%	1
WW Chem Auto SS			1	100%	1
CARENOW URGENT CARE - SPRING			1	100%	1
MINNESOTA DEPARTMENT OF HEALTH LABORATORY			1	100%	1
FIRST CARE WALK IN CLINIC LLC			1	100%	1
SUMMIT LABORATORY			1	100%	1
LAKE WALES DIALYSIS CENTER			1	100%	1
QUALITY CLINICAL LAB LLC			1	100%	1
COUNTRYSIDE PEDIATRIC CARE PA			1	100%	1
NORTH PALM BEACH DIALYSIS CENTER			1	100%	1
SCHUYLER HOSPITAL		1			1
CLEVELAND CLINIC OHIO LABORATORIES			1	100%	1
OCALA REGIONAL DIALYSIS- NORTH			1	100%	1
CAREWELL URGENT CARE FITCHBURG			1	100%	1
Baypoint Healthcare Center			1	100%	1
WINTER GARDEN CHILDREN'S HEALTH CENTERS			1	100%	1
DUKE UNIVERSITY POINT OF CARE TESTING PROGRAM			1	100%	1
CERMAK HEALTH SERVICES			1	100%	1
Peninsula Nursing and Rehabilitation Center		1			1
PALMETTO LANDING			1	100%	1

# COVID-19: testing by laboratory

Data through Feb 27, 2021 verified as of Feb 28, 2021 at 09:25 AM

Data in this report are provisional and subject to change.

The numbers in the table below represent the number of Florida and non-Florida residents for whom test results were received by the Department of Health. A person can be tested by more than one laboratory and can have both positive and negative results. **Therefore, the sum of the numbers in each column will be larger than the total number of people tested.**

Reporting lab	Inconclusive	Negative	Positive	Percent positive	Total
Urgent Care 24/7 Orlando LLC			1	100%	1
SELF REGIONAL HEALTHCARE			1	100%	1
MEMORIAL HERMANN MEDICAL GROUP-ATASCOCITA PEDS			1	100%	1
SUSAN F. WILLIAMS M.D., P.A.			1	100%	1
KEATING SPORTS CENTER		1			1
MEDEXPRESS URGENT CARE - HADLEY		1			1
Kroger - KR070600172		1			1
ADVANCED INDIVIDUALIZED MEDICINE OF NAPLES			1	100%	1
NORTHERN KENTUCKY HEALTH DEPARTMENT			1	100%	1
NSPIRE HEALTHCARE PLANTATION			1	100%	1
ORMOND BEACH DIALYSIS			1	100%	1
ADVANCED RESEARCH AND DIAGNOSTIC LABORATORY UNIVERSITY OF MINNESOTA			1	100%	1
FAYETTE MEDICAL CENTER LAB		1			1
NORTH COUNTY MEDICAL LAB			1	100%	1
BAPTIST MINOR MEDICAL CENTER			1	100%	1
ROSE MEDICAL CENTER LAB			1	100%	1
ALL CHILDRENS PEDIATRIC CLINIC			1	100%	1
PULMONARY, CRITICAL CARE AND SLEEP DISORDERS INSTITUTE OF SOUTH FLORID			1	100%	1
NORTH BROWARD MEDICAL CENTER			1	100%	1
ASSOCIATESMD			1	100%	1
WillowBrooke Court at Westminster Village		1			1
Kroger 379 - The Little Clinic Stony Brook		1			1
HAYS CLINICAL LAB			1	100%	1
CVS MA41POCT TAUNTON		1			1
BROOKS REHAB			1	100%	1
DW MCMILLAN MEMORIAL HOSPITAL LABORATORY			1	100%	1
KROGER 915 - THE LITTLE CLINIC ANDERSON			1	100%	1
GATEWAY HEALTHCARE, PC			1	100%	1
PALM COAST DRAW STATION/AMERICAN HEALTH ASSOCIATES		1			1
Villages of St.Peters		1			1
LABONE		1			1
PEDIATRIC PARTNERS OF ZEPHYRHILLS PA			1	100%	1
ST VINCENT'S AMBULATORY CARE INC			1	100%	1
Ravenwood Speciality Care		1			1
BHS PHYSICIAN NETWORK			1	100%	1
FRESENIUS SOUTH FORT MYERS		1			1
CRUSADER COMMUNITY HEALTH			1	100%	1
Birmingham Nursing & Rehab Center		1			1
HEARTLAND REGIONAL MEDICAL CENTER		1			1
UF HEALTH - WILDLIGHT			1	100%	1
ADVENTHEALTH MEDICAL GROUP FAMILY AND INTERNAL			1	100%	1
CVS M05727POCT PLATTE CITY		1			1
LOPEZ		1			1
LOURDES URGENT CARE			1	100%	1
THE CLINIC ON SIXTH			1	100%	1
SYNERGENE LABORATORY			1	100%	1

# COVID-19: testing by laboratory

Data through Feb 27, 2021 verified as of Feb 28, 2021 at 09:25 AM

Data in this report are provisional and subject to change.

The numbers in the table below represent the number of Florida and non-Florida residents for whom test results were received by the Department of Health. A person can be tested by more than one laboratory and can have both positive and negative results. **Therefore, the sum of the numbers in each column will be larger than the total number of people tested.**

Reporting lab	Inconclusive	Negative	Positive	Percent positive	Total
TITUS REGIONAL MEDICAL CENTER			1	100%	1
FLORIDA HOSPITAL TRANSPLANT CENTER		1			1
RAPID MEDLAB (002M0)		1			1
CSI LABORATORIES FLORIDA			1	100%	1
MOBILE HEALTH MEDICAL SERVICES PC		1			1
CVS MA1845POCT WILMINGTON		1			1
Glenview Terrace Nursing Center		1			1
BLACK SHEEP MEDICAL			1	100%	1
SUPREME MEDICAL GROUP PLLC			1	100%	1
PROGENESIS INC			1	100%	1
PM PEDIATRICS PC			1	100%	1
SILVERMAN			1	100%	1
NEW ERA COMMUNITY HEALTH CENTER LLC		1			1
MEDEXPRESS URGENT CARE CHICOPEE			1	100%	1
JOHN D. ARCHBOLD MEMORIAL HOSPITAL			1	100%	1
HOME AIDE SVC OF EASTERN NY INC D/B/A		1			1
LAKE COMMUNITY ACTION AGENCY		1			1
BAPTIST HEALTH EXPRESS CARE			1	100%	1
THE CHRIST HOSPITAL			1	100%	1
MEMORIAL MEDICAL CENTER			1	100%	1
BLOOD SYSTEMS LABORATORIES			1	100%	1
PASTEUR MEDICAL HIALEAH GARDEN LLC			1	100%	1
SPARTA HEALTH & REHAB		1			1
HOLY CITY MED URGENT CARE			1	100%	1
ASCENSION ST VINCENT'S - WESTSIDE			1	100%	1
MIAMI CEREBRAL PALSY RESIDENTIAL			1	100%	1
IZ MEDICAL		1			1
DEACONESS URGENT CARE CENTER			1	100%	1
ENCOMPASS HEALTH REHABILITATION HOSPITAL OF MIAMI			1	100%	1
LABTOX LABORATORIES			1	100%	1
UNIVERSITY URGENT CARE			1	100%	1
Kroger 409 - The Little Clinic Hebron Marketplace			1	100%	1
CARE CONNECTIONS AT HOME LLC			1	100%	1
CVS OH4359POCT HUDSON		1			1
INDIAN RIVER CLINICAL LABORATORY, INC.		1			1
LEGACY AT HIGHWOODS PRESERVE		1			1
ST ANTHONY'S PINELLAS CARE CLINIC			1	100%	1
HENRICO DOCTOR'S LABORATORY			1	100%	1
1ST CHOICE URGENT CARE CENTER LLC			1	100%	1
BOCA RATON REGIONAL HOSPITAL		1			1
IVAN, MAYA			1	100%	1
CORNERSTONE DRUG AND GIFT INC		1			1
PACE UNIVERSITY HEALTH CARE		1			1
ST MICHAEL'S ELITE MEDICAL HOSPITAL			1	100%	1
LEELANAU OPCO, LLC		1			1
SUMMERFIELD PAIN MANAGEMENT			1	100%	1

# COVID-19: testing by laboratory

Data through Feb 27, 2021 verified as of Feb 28, 2021 at 09:25 AM

Data in this report are provisional and subject to change.

The numbers in the table below represent the number of Florida and non-Florida residents for whom test results were received by the Department of Health. A person can be tested by more than one laboratory and can have both positive and negative results. **Therefore, the sum of the numbers in each column will be larger than the total number of people tested.**

Reporting lab	Inconclusive	Negative	Positive	Percent positive	Total
BALLAD HEALTH MEDICAL ASSOCIATES URGENT CARE			1	100%	1
RIVERSIDE COUNTY PUBLIC HEALTH LABORATORY			1	100%	1
DOCTORS CENTER PA,THE		1			1
PENSACOLA PATHOLOGY		1			1
CAROLINAS HEALTHCARE SYSTEM LAB			1	100%	1
CVS HEALTH, #5962		1			1
VANAJA SUREDDI MD PA			1	100%	1
CFCH - FROSTPROOF			1	100%	1
CVS AZ5477POCT SURPRISE		1			1
PROMUS DIAGNOSTICS, LLC			1	100%	1
FLORIDA HOSPITAL ORMOND BEACH			1	100%	1
SKY RIDGE MEDICAL CENTER - MICRO			1	100%	1
AAA MEDICAL TESTING			1	100%	1
ALLEGANY COUNTY DEPARTMENT OF HEALTH		1			1
CHILDREN'S NATIONAL MEDICAL CENTER			1	100%	1
ATHENS LIMESTONE HOSPITAL		1			1
MEDEXPRESS URGENT CARE - DERBY N ROCK		1			1
Newton Wellesley Center for Alzheimer's Care		1			1
SPECTRUM LABORATORY			1	100%	1
ARNOLD PALMER HOSPITAL LAB POCT		1			1
RED BUG LAKE ROAD OVIEDO COVID			1	100%	1
THE TOLEDO HOSPITAL			1	100%	1
BETHESDA DIALYSIS			1	100%	1
Fulton County Medical Center Long Term Care			1	100%	1
WEST BOYNTON DIALYSIS			1	100%	1
CVS OH10893POCT PARMA			1	100%	1
HALEYVILLE HEALTH CARE CENTER		1			1
MARYLAND DEPARTMENT OF HEALTH AND MENTAL HYGIENE-LABORATORIES			1	100%	1
Walgreens #10988		1			1
FIU HEALTH CARE CENTER			1	100%	1
JUP Serology SubSection			1	100%	1
SHAMRA MEDICAL LABORATORY			1	100%	1
SC-GA2018 THE RIDGE REHABILITATION & H		1			1
LYSTER MAIN LAB, FT RUCKER		1			1
BELLMORE PEDIATRICS		1			1
LAS PALMAS MEDICAL CENTER			1	100%	1
TEVAPHARM			1	100%	1
CVS GA2279POCT SUWANEE		1			1
CVS AZ33POCT TEMPE		1			1
SANTA ROSA PEDIATRICS			1	100%	1
ACCESS TOTAL CARE - PORTLAND			1	100%	1
BLAKE AT PENSACOLA OPERATION CO, LLC, THE			1	100%	1
RAJ K PAI MD PA			1	100%	1
PALMETTO CHARTER SCHOOL		1			1
Mercy Manor Transition Center			1	100%	1
FRANKLIN CBOC			1	100%	1



# COVID-19: testing by laboratory

Data through Feb 27, 2021 verified as of Feb 28, 2021 at 09:25 AM

Data in this report are provisional and subject to change.

The numbers in the table below represent the number of Florida and non-Florida residents for whom test results were received by the Department of Health. A person can be tested by more than one laboratory and can have both positive and negative results. **Therefore, the sum of the numbers in each column will be larger than the total number of people tested.**

Reporting lab	Inconclusive	Negative	Positive	Percent positive	Total
VALUE DRUGS GREENLAWN INC		1			1
STONECREST MEDICAL CENTER		1			1
HEALTHPARTNERS HUDSON CLINIC			1	100%	1
COMMUNITY HOSPITALS INDIANAPOLIS			1	100%	1
INTERNAL MEDICINE GROUP OF CENTRAL FLORIDA			1	100%	1
CHESAPEAKE REGIONAL MEDICAL CENTER			1	100%	1
Acts Manor House		1			1
UABC			1	100%	1
DSI LABORATORIES-NAPLES-7TH			1	100%	1
Florence Home		1			1
EVERGREEN NURSING HOME		1			1
WEST CARVER MEDICAL ASSOCIATES		1			1
WARREN GENERAL HOSPITAL			1	100%	1
NEW SMYRNA BEACH AMBULATORY CARE CTR			1	100%	1
MEDOR/ACC SYNCHRONY			1	100%	1
Hawthorne House		1			1
MEDCARE QUALITY MEDICAL CENTER LLC			1	100%	1
CVS AZ69POCT PEORIA		1			1
Chateau Living Center			1	100%	1
Metairie Healthcare Center			1	100%	1
GREYSTONE HOME HEALTH OF GREATER ORLANDO LLC		1			1
CARBON HEALTH			1	100%	1
BASCOM PALMER-MICRO LAB			1	100%	1
CONCENTRA - TAMPA EAST		1			1
TIMPANOGOS REGIONAL HOSPITAL			1	100%	1
Chestnut Ridge Nursing & Rehab		1			1
CENTRAL TX MEDICAL CENTER - LAB			1	100%	1
CVS AZ9277POCT TUCSON		1			1
CVS SC5471POCT LEXINGTON		1			1
FLORIDA HOSPITAL LAB			1	100%	1
SANFORD HOME		1			1
SUNCOAST BEHAVIORAL HEALTH CENTER			1	100%	1
COMMUNITY MEDICAL CENTER-ORANGE CITY		1			1
BAPTIST MEDICAL PLAZA AT WESTCHESTER			1	100%	1
SYNERGY DIALYSIS INC			1	100%	1
Redwood Springs Healthcare			1	100%	1
ALPHA CLINICAL LABORATORY CORP.			1	100%	1
PEDIATRIC ASSOCIATES - DORAL			1	100%	1
RABI SINHA, MD		1			1
EMPLOYEE WELLNESS PA			1	100%	1
CHIEFLAND MEDICAL CENTER			1	100%	1
Florida Baptist Retirement Center		1			1
PORTSMOUTH REG. HOSPITAL			1	100%	1
SPINE & PAIN CONSULTANT PLLC		1			1
NORTH FL SOUTH GA HCS-LAKE CITY			1	100%	1
LOGAN COUNTY HOSPITAL			1	100%	1

# COVID-19: testing by laboratory

Data through Feb 27, 2021 verified as of Feb 28, 2021 at 09:25 AM

Data in this report are provisional and subject to change.

The numbers in the table below represent the number of Florida and non-Florida residents for whom test results were received by the Department of Health. A person can be tested by more than one laboratory and can have both positive and negative results. **Therefore, the sum of the numbers in each column will be larger than the total number of people tested.**

Reporting lab	Inconclusive	Negative	Positive	Percent positive	Total
BEAUMONT HOSPITAL, GROSSE POINTE			1	100%	1
Kroger 016 - The Little Clinic Centennial		1			1
MOUNT SINAI MEDICAL CENTER AVENTURA ER			1	100%	1
TANGLEWOOD MANOR		1			1
DEL PRADO MEDICAL CENTER, INC		1			1
FELD ENTERTAINMENT			1	100%	1
GOOD SAMARITAN SOCIETY - DE SMET		1			1
TARRANT MEDICAL ASSOCIATES			1	100%	1
ADVANCED URGENT CARE PLLC		1			1
WEXFORD HEALTH SOURCES INC		1			1
SANTA BARABARA ALF LLC (THE WINDSOR)			1	100%	1
CURELOGICS WOUND CARE & HYPERBARIC CENTER		1			1
Kroger 410 - The Little Clinic Trinity		1			1
MAYO CLINIC BEACHES PRIMARY CARE CTR		1			1
FAMILY PHYSICIANS OF WINTER PARK, INC			1	100%	1
MOBILE MEDICAL CLINIC			1	100%	1
GO PATH LABORATORIES			1	100%	1
ALL CARE URGENT CARE			1	100%	1
WEST VIRGINIA LABORATORIES			1	100%	1
PATHOLOGY		1			1
EASTSIDE URGENT CARE			1	100%	1
ELATION HEALTH		1			1
SUNSHINE PEDIATRICS OF LUTz			1	100%	1
MARRA'S PHARMACY		1			1
TRAFALGAR DIALYSIS			1	100%	1
MINUTECLINIC, LLC #07876			1	100%	1
NORTH FLORIDA FAMILY MEDICINE			1	100%	1
MCCALLIE SCHOOL-STUDENT HEALTH CENTER		1			1
NULL			1	100%	1
Valley View Health and Rehabilitation, LLC		1			1
HOLSTON MEDICAL GROUP		1			1
BORINQUEN HEALTH CENTER			1	100%	1
MEDCOR CORPORATE CLINIC			1	100%	1
Piqua Manor		1			1
COLLINS NURSING HOME		1			1
TRUMAN MEDICAL CENTER - HOSPITAL HILL			1	100%	1
OAKWOOD HOSPITAL - SOUTHSHORE			1	100%	1
CLUB HEALTH AND REHABILITATION CENTER, THE		1			1
CVS NC2749POCT CONCORD		1			1
TENNOVA ER - SANGO			1	100%	1
METROWEST MEDICAL CENTER - FRAMINGHAM			1	100%	1
HUMC		1			1
MEDEXPRESS URGENT CARE - BECKLEY		1			1
ST JOHNS PEDIATRICS PA		1			1
Harris Hill Nursing Facility		1			1
TRIHEALTH			1	100%	1

# COVID-19: testing by laboratory

Data through Feb 27, 2021 verified as of Feb 28, 2021 at 09:25 AM

Data in this report are provisional and subject to change.

The numbers in the table below represent the number of Florida and non-Florida residents for whom test results were received by the Department of Health. A person can be tested by more than one laboratory and can have both positive and negative results. **Therefore, the sum of the numbers in each column will be larger than the total number of people tested.**

Reporting lab	Inconclusive	Negative	Positive	Percent positive	Total
COLLIER BLVD HMA PHYSICIANS MANAGEMENT LLC			1	100%	1
NEW RIVER HEALTH DISTRICT			1	100%	1
EDWARD HOSPITAL			1	100%	1
Eagle Point Health Care Center		1			1
Maple Lane Nursing Home		1			1
MEDEXPRESS URGENT CARE - PATRICK STREE			1	100%	1
Mayfair Village Nursing Care Center		1			1
MEDCOR INC			1	100%	1
CVS IL2297652CV CHICAGO		1			1
FAMILY MEDICINE AT KISSIMMEE		1			1
Kroger 683 - The Little Clinic Foothills Plaza		1			1
Woodstock Nursing and Rehabilitation Center		1			1
Kroger 698 - The Little Clinic 14th Street/Bell		1			1
ORDRS, INC.			1	100%	1
TRAVIS LEE THOMPSON MD			1	100%	1
Orange City Nursing and Rehab Center			1	100%	1
VIVIAN SIMMONS FAMILY PRACTICE			1	100%	1
SEWALLS POINT PHARMACY INC			1	100%	1
UNITED HEALTHCARE			1	100%	1
ASPIRUS WAUSAU HOSPITAL			1	100%	1
BRUSHY CREEK FAMILY HOSPITAL			1	100%	1
OCALA RKC EAST HEMO #1			1	100%	1
Senatobia Healthcare & Rehab		1			1
FIRST CARE OF GAINESVILLE			1	100%	1
FREEPORT ER DOX URGENT CARE		1			1
POETS WALK SARASOTA			1	100%	1
RESTORE MEDICAL PARTNERS PLLC			1	100%	1
EUGENE T FINAN, MD			1	100%	1
INTERNAL MEDICINE ASSOCIATES		1			1
Kroger 519 - The Little Clinic Georgesville Square		1			1
STEPHENS COUNTY HOSPITAL			1	100%	1
STANDIFER PLACE		1			1
HAVASU REGIONAL MEDICAL CENTER			1	100%	1
Juniper Village at Bucks County		1			1
NF Escambia, LLC DBA Olive BranchHealth and Rehabilitaion Center			1	100%	1
OKLAHOMA BLOOD INSTITUTE			1	100%	1
CVS CA9823POCT SACRAMENTO		1			1
BROOKDALE FORT WALTON BEACH			1	100%	1
CLERMONT HEALTH DEPARTMENT			1	100%	1
OMNI HEALTHCARE URGENT CARE			1	100%	1
OHIO VALLEY MANOR NURSING &		1			1
PREMIER MOBILE HEALTH SERVICES, LLC			1	100%	1
CVS OH6167POCT ASHLAND		1			1
MINUTECLINIC DIAGNOSTIC OF NH, LLC (CL		1			1
CHILDRENS SPECIALIST PEDIATRIC PULMMOLOGY &			1	100%	1
SOUTHWEST REGIONAL PCR LABORATORY			1	100%	1

# COVID-19: testing by laboratory

Data through Feb 27, 2021 verified as of Feb 28, 2021 at 09:25 AM

Data in this report are provisional and subject to change.

The numbers in the table below represent the number of Florida and non-Florida residents for whom test results were received by the Department of Health. A person can be tested by more than one laboratory and can have both positive and negative results. **Therefore, the sum of the numbers in each column will be larger than the total number of people tested.**

Reporting lab	Inconclusive	Negative	Positive	Percent positive	Total
Kroger 086 - The Little Clinic Broomfield-Sheridan		1			1
IMMY LABS			1	100%	1
Kroger 667 - The Little Clinic Litchfield Park		1			1
MAYO MEDICAL LABORATORIES			1	100%	1
NORTH BREVARD CHILDRENS MEDICAL CENTER			1	100%	1
FASTMED URGENT CARE			1	100%	1
INTEGRATED GENETICS SEQUENOM		1			1
WINDMOOR HEALTHCARE			1	100%	1
WOODHILLS LABS			1	100%	1
SONORAN DESERT PATHOLOGY			1	100%	1
CIMA MEDICAL CENTER			1	100%	1
CVS NC3853POCT BURLINGTON		1			1
LIFELINK TRANSPLANT INSTITUTE LAB			1	100%	1
BATESVILLE - SHERWOOD URGENT CARE			1	100%	1
AURORA CONSOLIDATED LABORATORY			1	100%	1
LEGACY SPECIALTY PHARMACY CORP			1	100%	1
SAINT JOSEPH'S HOSPITAL AND MEDICAL CENTER		1			1
ST CATHERINE HOSPITAL LABORATORY			1	100%	1
Seal Rock Healthcare		1			1
MOBILE INFIRMARY MEDICAL CENTER			1	100%	1
CELEBRATION FAMILY PHYSICIANS LLC			1	100%	1
SUPERKIDS PEDIATRICS			1	100%	1
CANDLER HOSPITAL			1	100%	1
CORDOVA FAMILY PRACTICE			1	100%	1
MERITER LABORATORIES			1	100%	1
BRUCE S WEST MD			1	100%	1
EASTSIDE MEDICAL CLINIC		1			1
MISSION HOSPITAL			1	100%	1
SUNCOAST PRIMARY CARE LLC			1	100%	1
EDGAR PRICE FAMILY & CHILDREN HEALTHCARE CENTER			1	100%	1
PHYSICIANS PRIMARY CARE LEHIGH PEDS			1	100%	1
EXCEPTIONAL EMERGENCY CENTER			1	100%	1
Kroger 753 - The Little Clinic Goss Avenue		1			1
MEDEXPRESS URGENT CARE - LAWRENCE		1			1
APPLECARE BRUNSWICK			1	100%	1
CARING PROFESSIONAL HEALTH CARE LLC		1			1
SIMPLY HEALTHCARE AND WELLNESS CLINIC, PC			1	100%	1
AUTUMN CARE OF STATESVILLE, LLC		1			1
BAPTIST HOSPITAL LABORATORY			1	100%	1
REGENTS PARK OF JACKSONVILLE			1	100%	1
CONSOLIDATED			1	100%	1
MEA PRIMARY CARE PLUS BYRAM			1	100%	1
Kroger 419 - The Little Clinic Farmington/Exeter		1			1
Hillside Manor Rehabilitation and Extended Care Center		1			1
MEDEXPRESS URGENT CARE - WESTFIELD, E MAIN ST			1	100%	1
NORTH SHORE MEDICAL CENTER - SALEM HOSPITAL			1	100%	1

# COVID-19: testing by laboratory

Data through Feb 27, 2021 verified as of Feb 28, 2021 at 09:25 AM

Data in this report are provisional and subject to change.

The numbers in the table below represent the number of Florida and non-Florida residents for whom test results were received by the Department of Health. A person can be tested by more than one laboratory and can have both positive and negative results. **Therefore, the sum of the numbers in each column will be larger than the total number of people tested.**

Reporting lab	Inconclusive	Negative	Positive	Percent positive	Total
REGIONAL MEDICAL LABORATORY			1	100%	1
MEDICAL CENTER			1	100%	1
BROOKDALE AVONDALE (BU 04360)			1	100%	1
Carington Park			1	100%	1
COLONIAL VILLA GOOD SAMARITAN CENTER		1			1
TWIN			1	100%	1
SENCARE MANAGEMENT		1			1
JASPER MEMORIAL HOSPITAL		1			1
CROZER-CHESTER MEDICAL CENTER			1	100%	1
Manor Care Health Care Services - Williamsport North		1			1
SOMA MEDICAL CENTER PA #3 PALOMINO			1	100%	1
PUTNAM CO HOSPITAL-D/B/A ASBURY TOWERS		1			1
NORTH WEST FLORIDA DIAGNOSTIC ENOCRINOLOGY CLINIC			1	100%	1
LIFE CARE CENTER OF GWINNETT		1			1
ABBOTT LABORATORIES - OCCUPATIONAL HEALTH SERVICES			1	100%	1
El Paso Health Care Center			1	100%	1
PALM SPRINGS GENERAL HOSPITAL			1	100%	1
HCA HOUSTON ER 24/7			1	100%	1
PRIMARY & URGENT CARE CENTERS			1	100%	1
PALM WEST INTERNIST PA			1	100%	1
SUMMER PLACE NURSING & REHABILITATION		1			1
INHEALTH LIFE SCIENCES			1	100%	1
BAXTER REGIONAL MEDICAL CENTER			1	100%	1
SHANNON CLARK OD, PA			1	100%	1
Kroger 929 - The Little Clinic Corryville		1			1
HOWELL BRANCH COURT			1	100%	1
MEDSTAR HEALTH URGENT CARE			1	100%	1
COMMUNITY MEDICAL CARE			1	100%	1
HCL LABORATORIES			1	100%	1
ULTIMATE ANALYSIS LABORATORY			1	100%	1
CVS TX7431POCT ROWLETT		1			1
HARDIN HEALTH INC		1			1
Brown Memorial Home		1			1
WELLSNOW URGENT CARE-OSWEGO			1	100%	1
SCRIPTS PLUS INC DBA THE MEDICINE SHOP		1			1
Louis Stokes Cleveland VA - Midtown Dialysis Center		1			1
VISTA DEL SOL MED ASSOC		1			1
KIDSVILLE PEDIATRICS IV PA		1			1
PARK AVENUE DERMATOLOGY NORTH			1	100%	1
The Center at Centennial			1	100%	1
OPTIMAL MEDICINE INC		1			1
Bivins Pointe			1	100%	1
TREASURE COAST COMMUNITY HEALTH INC			1	100%	1
<b>Total</b>	<b>90,590</b>	<b>16,508,139</b>	<b>2,456,389</b>	<b>13%</b>	<b>19,055,118</b>