

COVID-19: summary of cases and monitoring

Data through Mar 2, 2021 verified as of Mar 3, 2021 at 09:25 AM

Data in this report are provisional and subject to change.

Cases: people with positive PCR or antigen test result	
Total cases	1,924,114
Florida residents	1,888,725
Non-Florida residents	35,389
Type of testing	
Florida residents	1,888,725
Positive by BPHL/CDC	69,430
Positive by commercial/hospital lab	1,819,295
PCR positive	1,534,186
Antigen positive	354,539
Non-Florida residents	35,389
Positive by BPHL/CDC	866
Positive by commercial/hospital lab	34,523
PCR positive	24,429
Antigen positive	10,960
Characteristics	
Florida residents hospitalized	80,024
Florida resident deaths	31,267
Non-Florida resident deaths	562
Hospitalized counts include anyone who was hospitalized at some point during their illness. It does not reflect the number of people currently hospitalized.	
More information on deaths identified through death certificate data is available on the National Center for Health Statistics website at www.cdc.gov/nchs/nvss/vsrr/COVID19/index.htm .	

Cases: people with positive PCR or antigen test result	
Risk factors for Florida residents	
Traveled	14,954
Contact with a known case	731,438
Traveled and contact with a known case	20,424
Neither	1,121,909
No travel and no contact	219,843
Travel is unknown	653,340
Contact is unknown	414,943
Contact is pending	423,605
Travel can be unknown and contact can be unknown or pending for the same case, these numbers will sum to more than the "neither" total.	

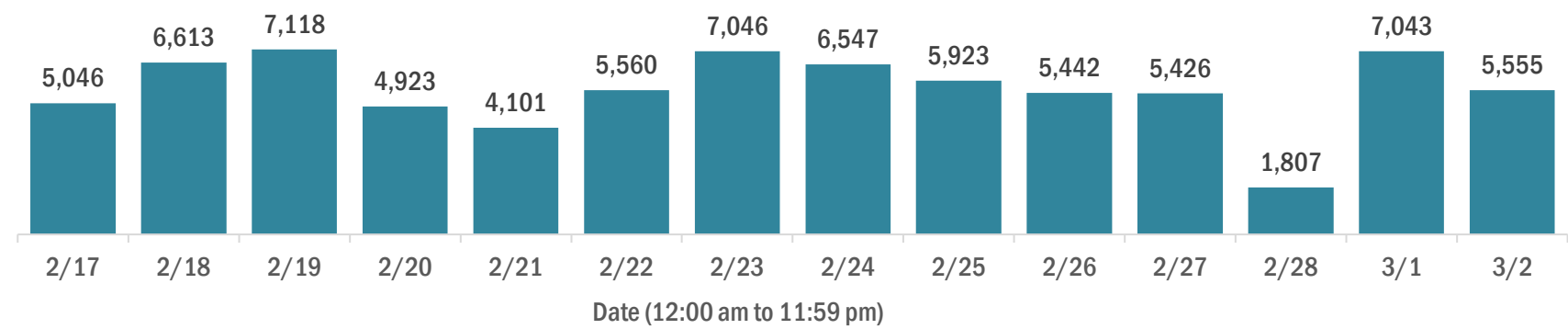
COVID-19: summary of laboratory testing

Data through Mar 2, 2021 verified as of Mar 3, 2021 at 09:25 AM

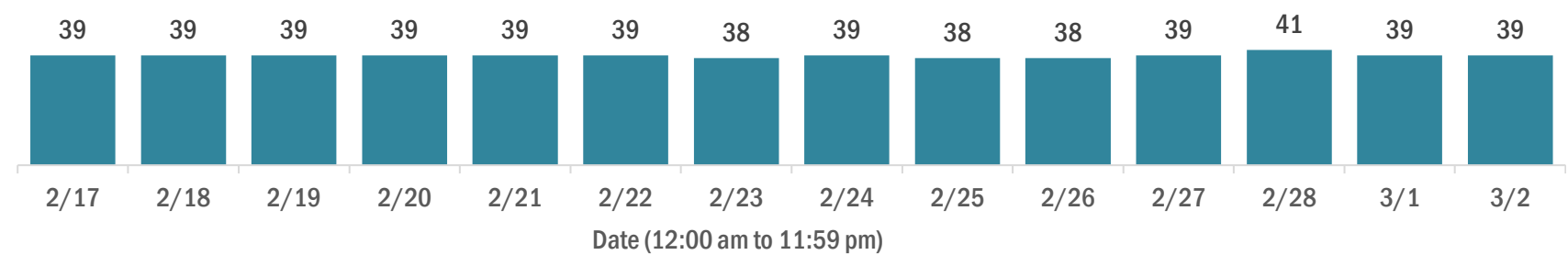
Data in this report are provisional and subject to change.

Cases in Florida residents per day for the past 2 weeks

Number of cases per day



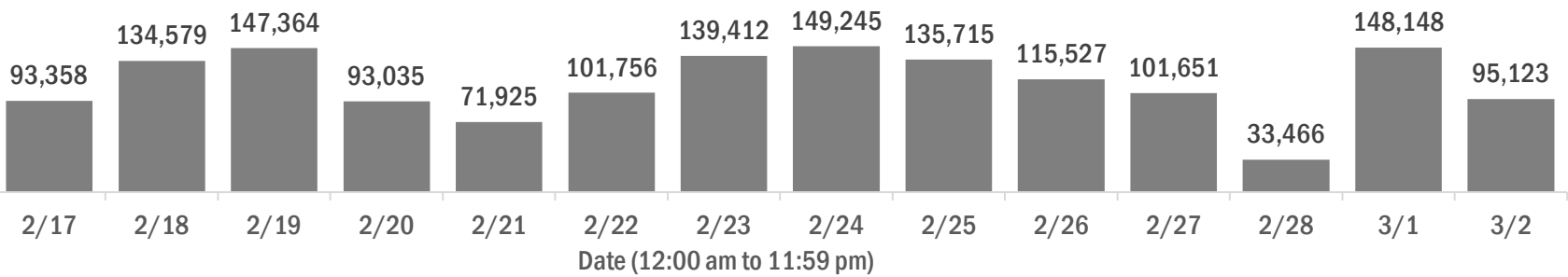
Median age of cases by day



Laboratory testing for Florida residents over the past 2 weeks

Number of Florida residents tested per day

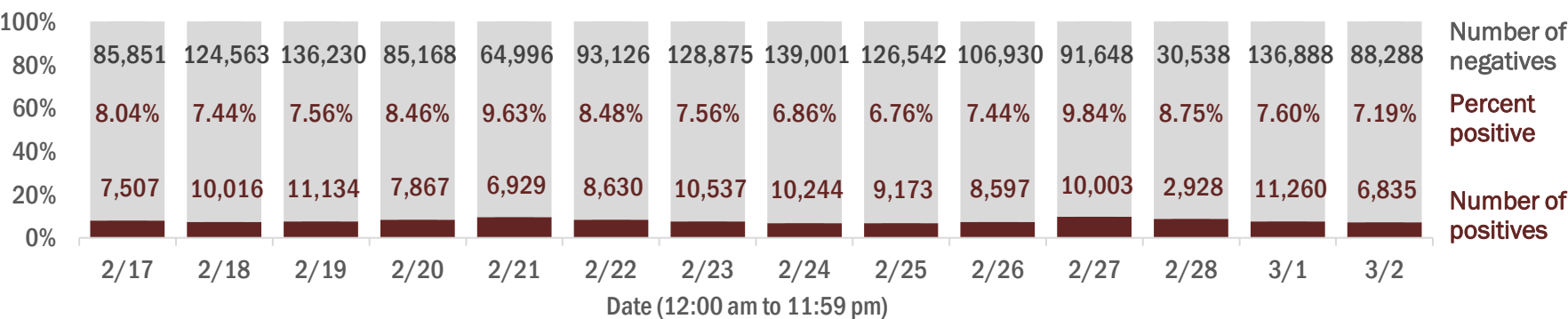
These counts include the number of people for whom the Department received PCR or antigen laboratory results by day. People tested on multiple days will be included for each day a new result was received. A person is only counted once for each day they are tested, regardless of whether multiple specimens are tested or multiple results are received.



Number and percent of Florida residents with positive test results

The percent of positive results ranged from 6.76% to 9.84% over the past 2 weeks and was 7.19% yesterday.

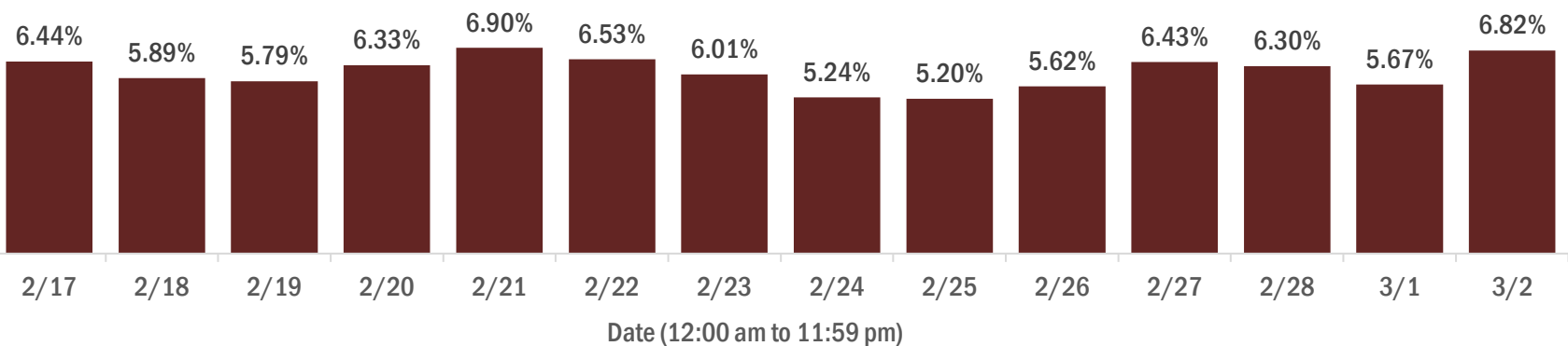
These counts include the number of people for whom the Department received PCR or antigen laboratory results by day. People tested on multiple days will be included for each day a new result was received. A person is only counted once for each day they are tested, regardless of whether multiple specimens are tested or multiple results are received. If a person has a positive specimen and a negative specimen in the same day, only the positive result is counted.



Percent positivity for new cases in Florida residents

The percent of positive results ranged from 5.20% to 6.90% over the past 2 weeks and was 6.82% yesterday.

This percent is the number of people who test PCR- or antigen-positive for the first time divided by all the people tested that day, excluding people who have previously tested positive.



COVID-19: characteristics of 1,888,725 Florida resident cases

Data through Mar 2, 2021 verified as of Mar 3, 2021 at 09:25 AM

Data in this report are provisional and subject to change.

Age group	Cases		Hospitalizations		Deaths	
0-4 years	37,403	2%	528	1%	1	0%
5-14 years	116,402	6%	499	1%	5	0%
15-24 years	290,259	15%	1,980	2%	38	0%
25-34 years	328,078	17%	3,887	5%	160	1%
35-44 years	292,166	15%	5,841	7%	476	2%
45-54 years	287,868	15%	9,027	11%	1,166	4%
55-64 years	249,238	13%	13,529	17%	3,316	11%
65-74 years	157,362	8%	16,731	21%	6,621	21%
75-84 years	87,366	5%	16,687	21%	9,532	30%
85+ years	41,318	2%	11,309	14%	9,952	32%
Unknown	1,265	0%	6	0%	0	0%
Total	1,888,725		80,024		31,267	

Gender	Cases	
Female	987,501	52%
Male	887,528	47%
Unknown	13,696	1%
Total	1,888,725	

Ethnicity	Cases		Hospitalizations		Deaths	
Hispanic	600,647	32%	20,341	25%	7,222	23%
Non-Hispanic	905,952	48%	55,748	70%	21,882	70%
Unknown	382,126	20%	3,935	5%	2,163	7%
Total	1,888,725		80,024		31,267	

Race and ethnicity	Cases		Hospitalizations		Deaths	
White	1,056,502	56%	52,097	65%	22,779	73%
Hispanic	400,884	21%	14,431	18%	5,705	18%
Non-Hispanic	576,342	31%	36,033	45%	15,993	51%
Unknown	79,276	4%	1,633	2%	1,081	3%
Black	249,725	13%	16,657	21%	4,952	16%
Hispanic	14,472	1%	694	1%	201	1%
Non-Hispanic	214,378	11%	15,616	20%	4,572	15%
Unknown	20,875	1%	347	0%	179	1%
Other race	281,908	15%	8,984	11%	2,573	8%
Hispanic	142,289	8%	4,739	6%	1,148	4%
Non-Hispanic	96,283	5%	3,832	5%	1,203	4%
Unknown	43,336	2%	413	1%	222	1%
Unknown race	300,590	16%	2,286	3%	963	3%
Hispanic	43,002	2%	477	1%	168	1%
Non-Hispanic	18,949	1%	267	0%	114	0%
Unknown	238,639	13%	1,542	2%	681	2%
Total	1,888,725		80,024		31,267	

Hospitalization counts include anyone who was hospitalized at some point during their illness. It does not reflect the number of people currently hospitalized. **Other race** includes any person with a race of American Indian/Alaskan native, Asian, native Hawaiian/Pacific Islander, or other.

COVID-19: deaths in Florida residents and staff of long-term care facilities

Data through Mar 2, 2021 verified as of Mar 3, 2021 at 09:25 AM

Data in this report are provisional and subject to change.

For current cases in residents or staff of long-term care facilities, please visit: <https://floridahealthcovid19.gov/>

CountyDeaths				CountyDeaths				CountyDeaths			
Palm Beach	1020	<div></div>	10%	Martin	160	<div></div>	1%	Gilchrist	19	<div></div>	0%
Dade	991	<div></div>	9%	Hernando	151	<div></div>	1%	Madison	19	<div></div>	0%
Pinellas	864	<div></div>	8%	Osceola	136	<div></div>	1%	Flagler	16	<div></div>	0%
Broward	627	<div></div>	6%	Charlotte	131	<div></div>	1%	Gulf	16	<div></div>	0%
Hillsborough	548	<div></div>	5%	Clay	118	<div></div>	1%	Wakulla	16	<div></div>	0%
Polk	412	<div></div>	4%	Indian River	116	<div></div>	1%	Gadsden	15	<div></div>	0%
Duval	397	<div></div>	4%	Leon	92	<div></div>	1%	Bradford	14	<div></div>	0%
Brevard	382	<div></div>	4%	Bay	87	<div></div>	1%	Washington	14	<div></div>	0%
Sarasota	382	<div></div>	4%	Jackson	87	<div></div>	1%	Baker	12	<div></div>	0%
Orange	368	<div></div>	3%	St. Johns	87	<div></div>	1%	Franklin	10	<div></div>	0%
Lee	333	<div></div>	3%	Highlands	84	<div></div>	1%	Holmes	10	<div></div>	0%
Volusia	281	<div></div>	3%	Santa Rosa	78	<div></div>	1%	Jefferson	10	<div></div>	0%
Marion	280	<div></div>	3%	Alachua	70	<div></div>	1%	Lafayette	8	<div></div>	0%
Escambia	270	<div></div>	3%	Suwannee	58	<div></div>	1%	Desoto	7	<div></div>	0%
St. Lucie	234	<div></div>	2%	Columbia	47	<div></div>	0%	Levy	7	<div></div>	0%
Seminole	220	<div></div>	2%	Sumter	45	<div></div>	0%	Dixie	4	<div></div>	0%
Lake	219	<div></div>	2%	Putnam	38	<div></div>	0%	Monroe	4	<div></div>	0%
Pasco	219	<div></div>	2%	Nassau	33	<div></div>	0%	Taylor	3	<div></div>	0%
Manatee	188	<div></div>	2%	Hendry	29	<div></div>	0%	Hardee	2	<div></div>	0%
Collier	186	<div></div>	2%	Walton	28	<div></div>	0%	Hamilton	1	<div></div>	0%
Citrus	176	<div></div>	2%	Okeechobee	25	<div></div>	0%	Liberty	1	<div></div>	0%
Okaloosa	161	<div></div>	2%	Calhoun	19	<div></div>	0%	Total	10,685		

Note: cases are summarized by the county of usual residence. Residents and staff may be cases associated with facilities that are not in their county of usual residence, resulting in cases being included below for counties that do not have facilities with known cases.

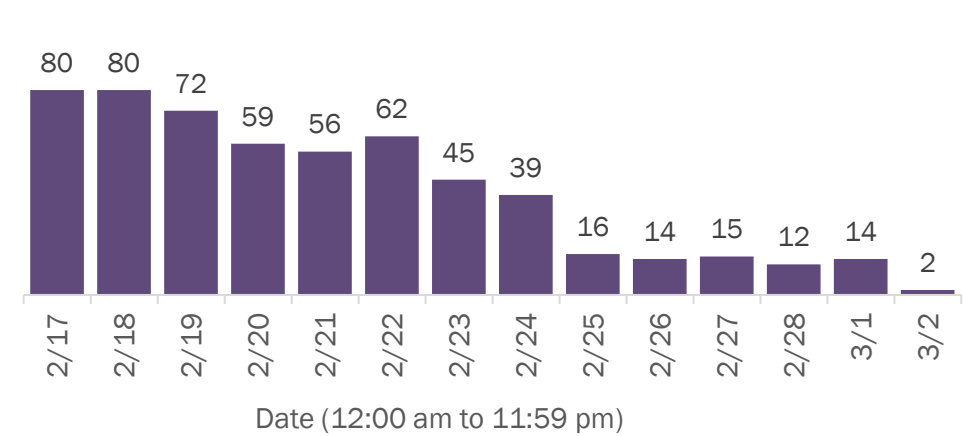
COVID-19: cases in Florida residents who have died

Data through Mar 2, 2021 verified as of Mar 3, 2021 at 09:25 AM

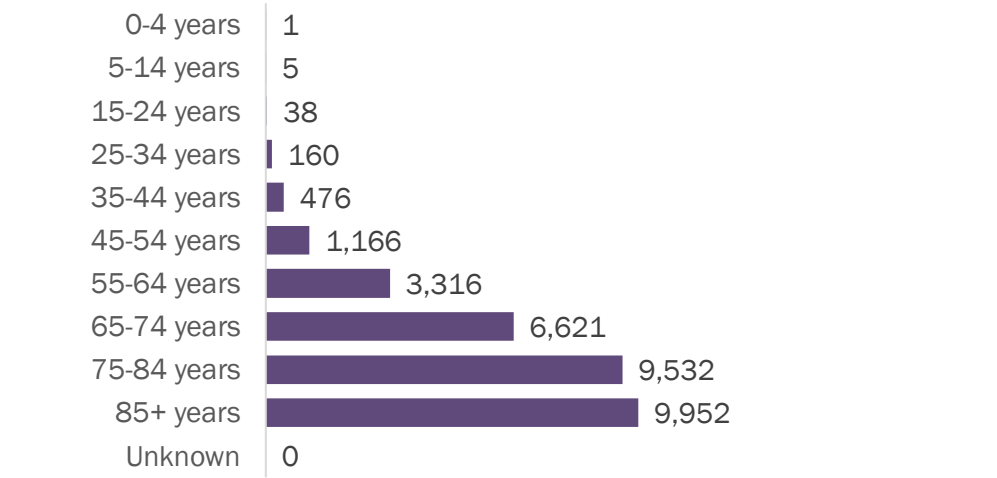
Data in this report are provisional and subject to change.

Demographics for all identified COVID-19 deaths: 31,267

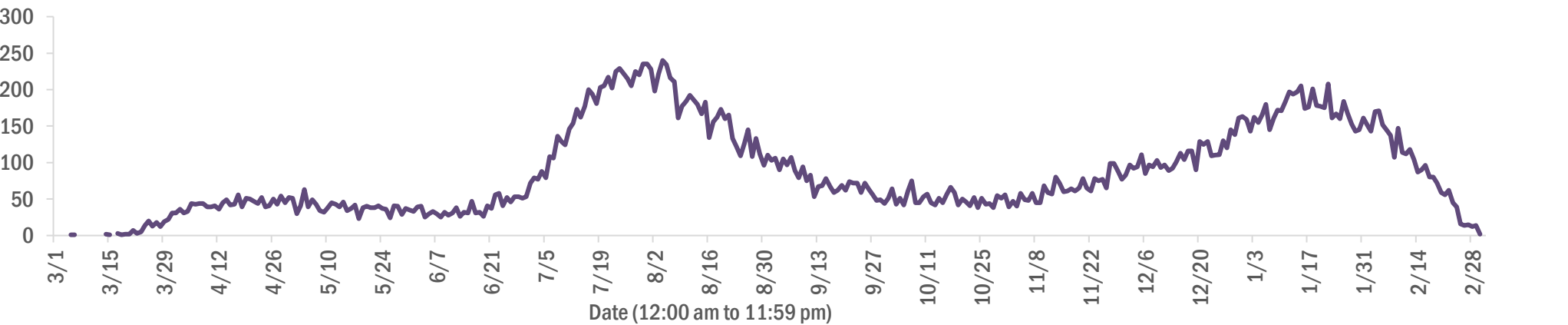
Deaths by date of death for the past 2 weeks



Deaths by age group



Deaths by date of death since March 2020



Age group	Deaths	Cases	Case fatality rate	Mortality rate per 100,000 population
0-4 years	1	37,403	0.0%	0.1
5-14 years	5	116,402	0.0%	0.2
15-24 years	38	290,259	0.0%	1.5
25-34 years	160	328,078	0.0%	5.7
35-44 years	476	292,166	0.2%	18.2
45-54 years	1,166	287,868	0.4%	41.8
55-64 years	3,316	249,238	1.3%	114.6
65-74 years	6,621	157,362	4.2%	272.8
75-84 years	9,532	87,366	10.9%	678.8
85+ years	9,952	41,318	24.1%	1723.2
Unknown	0	1,265	0.0%	
Total	31,267	1,888,725	1.7%	144.8

Gender	Deaths	Cases	Case fatality rate	Mortality rate per 100,000 population
Female	13,765	987,501	1.4%	124.7
Male	17,502	887,528	2.0%	165.8
Unknown	0	13,696	0.0%	
Total	31,267	1,888,725	1.7%	144.8

Race	Deaths	Cases	Case fatality rate	Mortality rate per 100,000 population
White	22,779	1,056,502	2.2%	136.4
Black	4,952	249,725	2.0%	135.4
Other	2,573	281,908	0.9%	206.8
Unknown	963	300,590	0.3%	
Total	31,267	1,888,725	1.7%	144.8

Ethnicity	Deaths	Cases	Case fatality rate	Mortality rate per 100,000 population
Hispanic	7,222	600,647	1.2%	127.2
Non-Hispanic	21,882	905,952	2.4%	137.4
Unknown	2,163	382,126	0.6%	
Total	31,267	1,888,725	1.7%	144.8

COVID-19: characteristics of 1,888,725 cases

Data through Mar 2, 2021 verified as of Mar 3, 2021 at 09:25 AM

Data in this report are provisional and subject to change.

Tables below include cases in Florida residents and non-Florida residents.

All 67 Florida counties have cases:

County	FL resident cases		Non-FL resident cases	Total cases	FL resident deaths	FL death rate
Dade	409,654	<div></div> 22%	5,122	414,776	5,503	1.3%
Broward	194,513	<div></div> 10%	2,258	196,771	2,422	1.2%
Palm Beach	119,596	<div></div> 6%	2,056	121,652	2,490	2.1%
Orange	113,513	<div></div> 6%	1,572	115,085	1,107	1.0%
Hillsborough	111,325	<div></div> 6%	942	112,267	1,521	1.4%
Duval	87,718	<div></div> 5%	1,459	89,177	1,186	1.4%
Pinellas	65,420	<div></div> 3%	1,641	67,061	1,463	2.2%
Lee	56,246	<div></div> 3%	1,947	58,193	877	1.6%
Polk	57,093	<div></div> 3%	403	57,496	1,152	2.0%
Osceola	36,433	<div></div> 2%	612	37,045	447	1.2%
Volusia	34,222	<div></div> 2%	569	34,791	666	1.9%
Brevard	33,704	<div></div> 2%	599	34,303	751	2.2%
Escambia	30,393	<div></div> 2%	3,501	33,894	633	2.1%
Pasco	33,357	<div></div> 2%	301	33,658	661	2.0%
Manatee	31,501	<div></div> 2%	675	32,176	607	1.9%
Collier	29,406	<div></div> 2%	1,099	30,505	461	1.6%
Leon	28,466	<div></div> 2%	851	29,317	286	1.0%
Marion	27,695	<div></div> 1%	124	27,819	815	2.9%
Seminole	27,256	<div></div> 1%	208	27,464	434	1.6%
Sarasota	25,943	<div></div> 1%	1,277	27,220	747	2.9%
Lake	24,472	<div></div> 1%	369	24,841	567	2.3%
Alachua	22,212	<div></div> 1%	246	22,458	235	1.1%
St. Lucie	22,184	<div></div> 1%	151	22,335	551	2.5%
St. Johns	19,911	<div></div> 1%	277	20,188	197	1.0%
Okaloosa	18,890	<div></div> 1%	200	19,090	328	1.7%
Bay	18,104	<div></div> 1%	711	18,815	347	1.9%
Santa Rosa	17,004	<div></div> 1%	216	17,220	262	1.5%
Clay	16,735	<div></div> 1%	42	16,777	315	1.9%
Hernando	11,331	<div></div> 1%	88	11,419	403	3.6%
Indian River	11,014	<div></div> 1%	94	11,108	264	2.4%
Charlotte	10,585	<div></div> 1%	166	10,751	372	3.5%
Martin	10,483	<div></div> 1%	191	10,674	292	2.8%
Citrus	9,738	<div></div> 1%	76	9,814	404	4.1%
Sumter	8,008	<div></div> 0%	87	8,095	241	3.0%
Nassau	7,332	<div></div> 0%	426	7,758	112	1.5%

County	FL resident cases		Non-FL resident cases	Total cases	FL resident deaths	FL death rate
Columbia	7,660	<div></div> 0%	37	7,697	157	2.0%
Highlands	7,207	<div></div> 0%	74	7,281	307	4.3%
Walton	6,336	<div></div> 0%	754	7,090	81	1.3%
Flagler	5,960	<div></div> 0%	73	6,033	92	1.5%
Jackson	5,872	<div></div> 0%	63	5,935	151	2.6%
Monroe	5,593	<div></div> 0%	318	5,911	46	0.8%
Putnam	5,849	<div></div> 0%	19	5,868	127	2.2%
Gadsden	5,448	<div></div> 0%	16	5,464	87	1.6%
Suwannee	5,096	<div></div> 0%	27	5,123	133	2.6%
Hendry	4,311	<div></div> 0%	18	4,329	73	1.7%
Desoto	3,816	<div></div> 0%	18	3,834	74	1.9%
Okeechobee	3,537	<div></div> 0%	40	3,577	82	2.3%
Unknown	372	<div></div> 0%	3,121	3,493	0	0.0%
Baker	3,296	<div></div> 0%	15	3,311	56	1.7%
Wakulla	3,167	<div></div> 0%	12	3,179	52	1.6%
Levy	2,886	<div></div> 0%	9	2,895	39	1.4%
Bradford	2,844	<div></div> 0%	13	2,857	52	1.8%
Hardee	2,792	<div></div> 0%	15	2,807	31	1.1%
Taylor	2,640	<div></div> 0%	6	2,646	42	1.6%
Washington	2,612	<div></div> 0%	20	2,632	48	1.8%
Holmes	2,159	<div></div> 0%	31	2,190	44	2.0%
Madison	1,977	<div></div> 0%	26	2,003	43	2.2%
Gulf	1,852	<div></div> 0%	23	1,875	41	2.2%
Union	1,739	<div></div> 0%	1	1,740	70	4.0%
Calhoun	1,615	<div></div> 0%	3	1,618	46	2.8%
Lafayette	1,592	<div></div> 0%	0	1,592	24	1.5%
Hamilton	1,553	<div></div> 0%	18	1,571	21	1.4%
Dixie	1,492	<div></div> 0%	3	1,495	21	1.4%
Gilchrist	1,417	<div></div> 0%	4	1,421	36	2.5%
Jefferson	1,385	<div></div> 0%	22	1,407	24	1.7%
Franklin	1,248	<div></div> 0%	31	1,279	17	1.4%
Liberty	1,042	<div></div> 0%	1	1,043	16	1.5%
Glades	903	<div></div> 0%	2	905	15	1.7%
Total	1,888,725		35,389	1,924,114	31,267	1.7%

COVID-19: characteristics of 1,888,725 Florida resident cases

Data through Mar 2, 2021 verified as of Mar 3, 2021 at 09:25 AM

Data in this report are provisional and subject to change.

The table below includes the cities and counties of residence for cases in Florida residents based on the patient's ZIP Code. Note that city is not always received as part of the initial notification and may be missing while the case is being investigated.

City and county	Cases
Miami, Dade	237,277
Orlando, Orange	83,968
Jacksonville, Duval	82,433
Tampa, Hillsborough	65,086
Hialeah, Dade	57,935
Fort Lauderdale, Broward	41,857
Hollywood, Broward	37,318
West Palm Beach, Palm Beach	29,306
Kissimmee, Osceola	28,141
Tallahassee, Leon	27,475
Pensacola, Escambia	25,255
Naples, Collier	24,826
Homestead, Dade	24,819
Saint Petersburg, Pinellas	23,997
Fort Myers, Lee	22,087
Bradenton, Manatee	20,530
Ocala, Marion	20,438
Boca Raton, Palm Beach	20,087
Lakeland, Polk	19,907
Pompano Beach, Broward	18,856
Gainesville, Alachua	17,673
Sarasota, Sarasota	16,008
Port Saint Lucie, St. Lucie	14,618
Lake Worth, Palm Beach	14,569
Cape Coral, Lee	14,268
Clearwater, Pinellas	12,907
Miami Beach, Dade	12,787
Miramar, Broward	12,709
Boynton Beach, Palm Beach	11,571
Panama City, Bay	11,517
Doral, Dade	11,271
Coral Springs, Broward	11,108
Miami Gardens, Dade	10,829
Saint Augustine, St. Johns	10,697
Melbourne, Brevard	9,818
Winter Haven, Polk	9,627
Delray Beach, Palm Beach	9,026
Lehigh Acres, Lee	8,813
Riverview, Hillsborough	8,463
Vero Beach, Indian River	8,463
Davie, Broward	8,452
Milton, Santa Rosa	8,235
Palm Bay, Brevard	7,768
New Port Richey, Pasco	7,695
Sunrise, Broward	7,621
Fort Pierce, St. Lucie	7,411
Coral Gables, Dade	7,240
Saint Cloud, Osceola	7,191
Largo, Pinellas	7,161
Daytona Beach, Volusia	7,019
Lake City, Columbia	6,980
Apopka, Orange	6,949
Orange Park, Clay	6,844
Spring Hill, Hernando	6,771
Plantation, Broward	6,619
North Miami Beach, Dade	6,530
Clermont, Lake	6,504
Davenport, Polk	6,442
Brandon, Hillsborough	6,342

COVID-19: characteristics of 1,888,725 Florida resident cases

Data through Mar 2, 2021 verified as of Mar 3, 2021 at 09:25 AM

Data in this report are provisional and subject to change.

The table below includes the cities and counties of residence for cases in Florida residents based on the patient's ZIP Code. Note that city is not always received as part of the initial notification and may be missing while the case is being investigated.

City and county	Cases
Jupiter, Palm Beach	6,129
Weston, Broward	6,077
Sanford, Seminole	6,030
Plant City, Hillsborough	6,026
Deltona, Volusia	5,941
Deerfield Beach, Broward	5,652
Winter Garden, Orange	5,567
Fort Walton Beach, Okaloosa	5,265
Tamarac, Broward	5,239
Port Charlotte, Charlotte	5,200
Crestview, Okaloosa	5,032
Palm Coast, Flagler	5,022
Stuart, Martin	4,971
Wesley Chapel, Pasco	4,873
Coconut Creek, Broward	4,766
Palm Beach Gardens, Palm Beach	4,735
Land O Lakes, Pasco	4,716
Margate, Broward	4,672
Winter Park, Orange	4,604
Deland, Volusia	4,602
Palmetto, Manatee	4,599
Palm Harbor, Pinellas	4,569
Wellington, Palm Beach	4,478
Oviedo, Seminole	4,467
Miami Lakes, Dade	4,326
Opa Locka, Dade	4,208
Altamonte Springs, Seminole	4,171
Middleburg, Clay	4,082
Lutz, Hillsborough	4,058
Port Orange, Volusia	4,025
Haines City, Polk	4,019
Live Oak, Suwannee	3,970
Brooksville, Hernando	3,957
Venice, Sarasota	3,911
North Port, Sarasota	3,905
Valrico, Hillsborough	3,904
Sebring, Highlands	3,861
Ocoee, Orange	3,856
Punta Gorda, Charlotte	3,854
The Villages, Sumter	3,846
Leesburg, Lake	3,843
Hallandale, Broward	3,823
Saint Johns, St. Johns	3,720
Arcadia, Desoto	3,711
Pembroke Pines, Broward	3,701
Bonita Springs, Lee	3,588
Seminole, Pinellas	3,572
Ormond Beach, Volusia	3,565
Navarre, Santa Rosa	3,528
Okeechobee, Okeechobee	3,526
Zephyrhills, Pasco	3,518
Windermere, Orange	3,305
Pinellas Park, Pinellas	3,296
Immokalee, Collier	3,278
Longwood, Seminole	3,257
North Lauderdale, Broward	3,233
Gulf Breeze, Santa Rosa	3,212
North Miami, Dade	3,175
Ruskin, Hillsborough	3,169

COVID-19: characteristics of 1,888,725 Florida resident cases

Data through Mar 2, 2021 verified as of Mar 3, 2021 at 09:25 AM

Data in this report are provisional and subject to change.

The table below includes the cities and counties of residence for cases in Florida residents based on the patient's ZIP Code. Note that city is not always received as part of the initial notification and may be missing while the case is being investigated.

City and county	Cases
Cocoa, Brevard	3,133
Niceville, Okaloosa	3,130
Cantonment, Escambia	3,057
Panama City Beach, Bay	2,941
Quincy, Gadsden	2,903
Jacksonville Beach, Duval	2,903
Lake Worth Beach, Palm Beach	2,875
Key West, Monroe	2,858
Crawfordville, Wakulla	2,843
Casselberry, Seminole	2,791
Cutler Ridge, Dade	2,753
Hudson, Pasco	2,749
Dade City, Pasco	2,736
Port Richey, Pasco	2,724
Bartow, Polk	2,714
Palatka, Putnam	2,712
Fernandina Beach, Nassau	2,664
Titusville, Brevard	2,647
North Fort Myers, Lee	2,638
Oakland Park, Broward	2,620
Green Cove Springs, Clay	2,610
Lake Mary, Seminole	2,552
Winter Springs, Seminole	2,525
Kissimmee, Polk	2,517
Auburndale, Polk	2,507
Ponte Vedra Beach, St. Johns	2,487
Perry, Taylor	2,481
Aventura, Dade	2,462
Merritt Island, Brevard	2,435
Lake Wales, Polk	2,434
Lynn Haven, Bay	2,406
New Smyrna Beach, Volusia	2,377
Tarpon Springs, Pinellas	2,371
Marianna, Jackson	2,352
Inverness, Citrus	2,321
Belle Glade, Palm Beach	2,286
Clewiston, Hendry	2,272
Fleming Island, Clay	2,223
Eustis, Lake	2,202
Santa Rosa Beach, Walton	2,189
Parkland, Broward	2,177
Royal Palm Beach, Palm Beach	2,154
Cooper City, Broward	2,151
Wimauma, Hillsborough	2,148
Dunedin, Pinellas	2,142
Estero, Lee	2,115
Loxahatchee, Palm Beach	2,091
Holiday, Pasco	2,040
Defuniak Springs, Walton	2,031
Chipley, Washington	2,031
Sarasota, Manatee	1,950
Rockledge, Brevard	1,946
Key Biscayne, Dade	1,935
Destin, Okaloosa	1,927
Starke, Bradford	1,916
Parrish, Manatee	1,913
Labelle, Hendry	1,909
Mount Dora, Lake	1,876
Palm City, Martin	1,866

COVID-19: characteristics of 1,888,725 Florida resident cases

Data through Mar 2, 2021 verified as of Mar 3, 2021 at 09:25 AM

Data in this report are provisional and subject to change.

The table below includes the cities and counties of residence for cases in Florida residents based on the patient's ZIP Code. Note that city is not always received as part of the initial notification and may be missing while the case is being investigated.

City and county	Cases
Odessa, Hillsborough	1,860
Avon Park, Highlands	1,860
Mulberry, Polk	1,839
Riviera Beach, Palm Beach	1,815
Tavares, Lake	1,808
Seffner, Hillsborough	1,756
Summerfield, Marion	1,742
Yulee, Nassau	1,738
Groveland, Lake	1,670
Missing, Dade	1,638
Pinecrest, Dade	1,631
Wauchula, Hardee	1,628
Macclenny, Baker	1,614
Maitland, Orange	1,588
Lithia, Hillsborough	1,586
Mayo, Lafayette	1,563
Sebastian, Indian River	1,559
Orange City, Volusia	1,556
Callahan, Nassau	1,547
Bonifay, Holmes	1,547
Coconut Grove, Dade	1,542
Carol City, Dade	1,511
Ponte Vedra, St. Johns	1,509
Homosassa, Citrus	1,493
Palmetto Bay, Dade	1,492
Lady Lake, Lake	1,483
Crossings, Dade	1,475
Crystal River, Citrus	1,461
Dania, Broward	1,398
Pace, Santa Rosa	1,367
Lake Placid, Highlands	1,357
Lake Butler, Union	1,347
Gibsonton, Hillsborough	1,327
Madison, Madison	1,315
Oldsmar, Pinellas	1,313
Florida City, Dade	1,309
Sun City Center, Hillsborough	1,307
Atlantic Beach, Duval	1,300
Dover, Hillsborough	1,300
Hobe Sound, Martin	1,281
Monticello, Jefferson	1,267
Biscayne Park, Dade	1,267
Dunnellon, Marion	1,259
Apollo Beach, Hillsborough	1,244
Edgewater, Volusia	1,239
Palm Springs, Palm Beach	1,238
Alachua, Alachua	1,230
Indiantown, Martin	1,220
Graceville, Jackson	1,213
Debary, Volusia	1,204
Bellevue, Marion	1,197
North Palm Beach, Palm Beach	1,160
Century, Escambia	1,157
Lantana, Palm Beach	1,139
Newberry, Alachua	1,116
South Miami, Dade	1,110
Lecanto, Citrus	1,091
Havana, Gadsden	1,070
El Portal, Dade	1,056

COVID-19: characteristics of 1,888,725 Florida resident cases

Data through Mar 2, 2021 verified as of Mar 3, 2021 at 09:25 AM

Data in this report are provisional and subject to change.

The table below includes the cities and counties of residence for cases in Florida residents based on the patient's ZIP Code. Note that city is not always received as part of the initial notification and may be missing while the case is being investigated.

City and county	Cases
Hilliard, Nassau	1,051
Safety Harbor, Pinellas	1,049
Williston, Levy	1,047
Ellenton, Manatee	1,041
Beverly Hills, Citrus	1,032
Jensen Beach, Martin	1,031
Blountstown, Calhoun	1,026
Jasper, Hamilton	1,018
Freeport, Walton	1,012
Satellite Beach, Brevard	990
Lauderhill, Broward	973
Trenton, Gilchrist	966
Wewahitchka, Gulf	954
Wildwood, Sumter	949
Sanderson, Baker	939
Wilton Manors, Broward	924
Keystone Heights, Clay	923
Nokomis, Sarasota	913
Hernando, Citrus	912
Mary Esther, Okaloosa	905
Everglades National Park, Dade	901
Englewood, Charlotte	897
Frostproof, Polk	890
Fellsmere, Indian River	889
Key Largo, Monroe	881
Fisher Island, Dade	870
Polk City, Polk	868
Port Saint Joe, Gulf	868
Dunnellon, Citrus	855
Bushnell, Sumter	854
Shalimar, Okaloosa	852
Moore Haven, Glades	845
Medley, Dade	837
Lauderdale Lakes, Broward	832
Coleman, Sumter	829
Bristol, Liberty	808
Pahokee, Palm Beach	800
Cross City, Dixie	798
South Bay, Palm Beach	787
Marco Island, Collier	759
Fort Meade, Polk	752
Cocoa Beach, Brevard	748
Glen Saint Mary, Baker	738
Chiefland, Levy	734
High Springs, Alachua	731
Chattahoochee, Gadsden	726
Sorrento, Lake	716
Minneola, Lake	713
Englewood, Sarasota	713
Trinity, Pasco	705
Olympia Heights, Dade	704
Indialantic, Brevard	703
Uleta, Dade	702
Spring Hill, Pasco	701
Thonotosassa, Hillsborough	694
Crescent City, Putnam	691
Miramar Beach, Walton	688
Interlachen, Putnam	684
Coral, Dade	678

COVID-19: characteristics of 1,888,725 Florida resident cases

Data through Mar 2, 2021 verified as of Mar 3, 2021 at 09:25 AM

Data in this report are provisional and subject to change.

The table below includes the cities and counties of residence for cases in Florida residents based on the patient's ZIP Code. Note that city is not always received as part of the initial notification and may be missing while the case is being investigated.

City and county	Cases
Fruitland Park, Lake	676
Marathon, Monroe	660
Lawtey, Bradford	657
Southwest Ranches, Broward	652
Bowling Green, Hardee	651
Fort Myers Beach, Lee	647
Umatilla, Lake	640
Old Town, Dixie	639
Jacksonville, St. Johns	639
Lake Alfred, Polk	631
Fort White, Columbia	622
Neptune Beach, Duval	611
West Melbourne, Brevard	604
Silver Springs, Marion	580
Baker, Okaloosa	576
Bronson, Levy	553
Sneads, Jackson	546
Belle Isle, Orange	546
South Daytona, Volusia	545
Clearwater Beach, Pinellas	543
Weeki Wachee, Hernando	539
Palm Beach, Palm Beach	538
Jay, Santa Rosa	530
Gulfport, Pinellas	524
Carrabelle, Franklin	521
Bunnell, Flagler	506
Surfside, Dade	498
Mascotte, Lake	494
Sweetwater, Dade	487
Hawthorne, Alachua	486
Molino, Escambia	480
Cottdonale, Jackson	475
Citra, Marion	468
Oakland, Orange	463
Rotunda West, Charlotte	462
Oxford, Sumter	460
Midway, Gadsden	459
Zolfo Springs, Hardee	457
Florida State University, Leon	452
East Palatka, Putnam	446
Myakka City, Manatee	442
Youngstown, Bay	442
Cape Canaveral, Brevard	439
Melbourne Beach, Brevard	438
Ocklawaha, Marion	435
Mims, Brevard	434
Tavernier, Monroe	424
Altha, Calhoun	422
Branford, Suwannee	415
Bell, Gilchrist	414
Indian Harbour Beach, Brevard	414
Dundee, Polk	413
Alva, Lee	408
Apalachicola, Franklin	408
Celebration, Osceola	406
Flagler Beach, Flagler	403
Centerville, Leon	395
Bal Harbour, Dade	393
Archer, Alachua	375

COVID-19: characteristics of 1,888,725 Florida resident cases

Data through Mar 2, 2021 verified as of Mar 3, 2021 at 09:25 AM

Data in this report are provisional and subject to change.

The table below includes the cities and counties of residence for cases in Florida residents based on the patient's ZIP Code. Note that city is not always received as part of the initial notification and may be missing while the case is being investigated.

City and county	Cases
Haverhill, Palm Beach	374
De Leon Springs, Volusia	365
Hastings, St. Johns	363
Eagle Lake, Polk	363
Webster, Sumter	360
Raiford, Union	359
Osprey, Sarasota	348
Grand Ridge, Jackson	347
Floral City, Citrus	345
West Miami, Dade	344
Tequesta, Palm Beach	337
Lake Park, Palm Beach	329
Greenville, Madison	328
Holly Hill, Volusia	325
Grand Island, Lake	319
Vernon, Washington	318
Ave Maria, Collier	317
Pierson, Volusia	314
Malone, Jackson	312
Jennings, Hamilton	312
Chuluota, Seminole	310
Montverde, Lake	308
Satsuma, Putnam	304
Eastpoint, Franklin	301
Gotha, Orange	297
Laurel Hill, Okaloosa	295
Indian Rocks Beach, Pinellas	295
Westville, Holmes	292
Melrose, Putnam	289
Sebastian, Brevard	289
Bryceville, Nassau	286
Elkton, St. Johns	285
Lehigh, Lee	283
Reddick, Marion	282
Valparaiso, Okaloosa	281
Kenneth City, Pinellas	280
Alafaya, Orange	280
Fort McCoy, Marion	280
Malabar, Brevard	273
Greenwood, Jackson	268
O Brien, Suwannee	266
Anthony, Marion	265
Ponce De Leon, Holmes	264
Winter Park, Seminole	263
San Antonio, Pasco	261
Lake Panasoffkee, Sumter	260
Missing, Volusia	259
Belleair, Pinellas	251
Greenacres, Palm Beach	247
Geneva, Seminole	246
Missing, Orange	245
Morriston, Levy	245
Inlet Beach, Walton	239
South Pasadena, Pinellas	235
Edgewood, Orange	231
Sanibel, Lee	229
Lee, Madison	229
Southport, Bay	228
Fountain, Bay	226

COVID-19: characteristics of 1,888,725 Florida resident cases

Data through Mar 2, 2021 verified as of Mar 3, 2021 at 09:25 AM

Data in this report are provisional and subject to change.

The table below includes the cities and counties of residence for cases in Florida residents based on the patient's ZIP Code. Note that city is not always received as part of the initial notification and may be missing while the case is being investigated.

City and county	Cases
Eglin Air Force Base, Okaloosa	224
Fern Park, Seminole	222
White Springs, Hamilton	222
Gretna, Gadsden	220
Kindred, Osceola	219
Weirsdale, Marion	219
Hosford, Liberty	219
Hallandale Beach, Broward	216
Longboat Key, Manatee	213
Wellborn, Suwannee	210
University Of Central Fl, Orange	208
Mcdavid, Escambia	201
Holt, Okaloosa	199
Bay Harbor Islands, Dade	196
Saint James City, Lee	194
Lakewood Ranch, Manatee	191
Astatula, Lake	190
Juno Beach, Palm Beach	189
Islamorada, Monroe	188
Howey-In-The-Hills, Lake	186
Holmes Beach, Manatee	186
Mcalpin, Suwannee	186
Micanopy, Alachua	182
Sopchoppy, Wakulla	182
Azalea Park, Orange	182
Poinciana, Polk	182
The Villages, Marion	181
Altoona, Lake	179
Alford, Jackson	177
Babson Park, Polk	177
Atlantis, Palm Beach	174
Madeira Beach, Pinellas	174
Zellwood, Orange	174
The Villages, Lake	169
Lauderdale By The Sea, Broward	167
Lake Helen, Volusia	162
Mangonia Park, Palm Beach	161
Center Hill, Sumter	160
Caryville, Washington	160
University Of Miami, Dade	156
Summerland Key, Monroe	153
Odessa, Pasco	153
Pomona Park, Putnam	152
Viera, Brevard	152
Bokeelia, Lee	149
Golden Beach, Dade	148
Rocky Point, Hillsborough	147
Lockhart, Orange	146
Osteen, Volusia	145
University Of Fl, Alachua	144
Bay Lake, Orange	143
Oak Hill, Volusia	143
Hiawassee, Orange	139
Grant-Valkaria, Brevard	139
Hypoluxo, Palm Beach	138
Clair-Mel City, Hillsborough	138
Ponce Inlet, Volusia	137
Citrus Springs, Citrus	136
Cutler Bay, Dade	135

COVID-19: characteristics of 1,888,725 Florida resident cases

Data through Mar 2, 2021 verified as of Mar 3, 2021 at 09:25 AM

Data in this report are provisional and subject to change.

The table below includes the cities and counties of residence for cases in Florida residents based on the patient's ZIP Code. Note that city is not always received as part of the initial notification and may be missing while the case is being investigated.

City and county	Cases
Hollister, Putnam	134
Lutz, Pasco	130
Carrollwood, Hillsborough	128
Baldwin, Duval	128
Sumterville, Sumter	128
Lady Lake, Sumter	127
Hampton, Bradford	125
San Mateo, Putnam	122
Apopka, Seminole	122
Paisley, Lake	120
Inglis, Levy	120
Clarksville, Calhoun	119
Christmas, Orange	118
Lake Hamilton, Polk	118
Matlacha, Lee	118
Steinhatchee, Taylor	118
Cloud Lake, Palm Beach	117
Big Pine Key, Monroe	117
Kendall, Dade	116
Placida, Charlotte	112
Missing, Lee	109
University Of Central Florida, Orange	108
Belleair Beach, Pinellas	107
Buena Ventura Lakes, Osceola	105
Panacea, Wakulla	104
Callaway, Bay	103
Temple Terrace, Hillsborough	101
Lamont, Jefferson	101
Dinsmore, Duval	101
Brooker, Bradford	101
Tierra Verde, Pinellas	100
Seville, Volusia	100
Hurlburt Field, Okaloosa	99
Astor, Lake	99
West Park, Broward	98
South Fort Myers, Lee	97
Canal Point, Palm Beach	96
Lighthouse Point, Broward	94
Harmony, Osceola	94
Bascom, Jackson	94
Florahome, Putnam	93
Missing, St. Johns	91
Barry University, Dade	91
Cedar Key, Levy	91
Waldo, Alachua	91
Florida Gulf Coast Univ, Lee	90
Barefoot Bay, Brevard	88
Fruit Cove, St. Johns	88
University Of South Florida, Hillsborough	87
Dania Beach, Broward	87
Bradenton Beach, Manatee	86
Saint Leo, Pasco	86
Maitland, Seminole	86
Pinetta, Madison	86
Tyndall Air Force Base, Bay	86
Lorida, Highlands	83
Crystal Beach, Pinellas	83
Missing, Marion	82
Kathleen, Polk	80

COVID-19: characteristics of 1,888,725 Florida resident cases

Data through Mar 2, 2021 verified as of Mar 3, 2021 at 09:25 AM

Data in this report are provisional and subject to change.

The table below includes the cities and counties of residence for cases in Florida residents based on the patient's ZIP Code. Note that city is not always received as part of the initial notification and may be missing while the case is being investigated.

City and county	Cases
F M, Lee	79
Sunny Isles Beach, Dade	77
City Of Sunrise, Broward	76
Welaka, Putnam	75
Palma Ceia, Hillsborough	74
Ocean Ridge, Palm Beach	74
Eatonville, Orange	74
Fort Denaud, Hendry	73
Avon Park, Polk	73
Missing, St. Lucie	73
Patrick Air Force Base, Brevard	72
Campbellton, Jackson	70
Yalaha, Lake	69
Saint Pete Beach, Pinellas	69
Air Mail Facility, Dade	69
Ochopee, Collier	69
Missing, Pinellas	66
Greensboro, Gadsden	65
Princeton, Dade	65
Boca Grande, Lee	64
North Venice, Sarasota	64
Stock Island, Monroe	63
Anna Maria, Manatee	62
Reunion, Osceola	60
Cudjoe Key, Monroe	59
Bonita Beach, Lee	59
Mexico Beach, Bay	58
Destin, Walton	58
Georgetown, Putnam	58
Orlando, Seminole	57
Miami, Unknown	56
North Redington Beach, Pinellas	56
Bellview, Escambia	56
Felda, Hendry	54
Lake Suzy, Desoto	54
Missing, Pasco	54
Ona, Hardee	53
Missing, Santa Rosa	53
Micco, Brevard	53
Treasure Island, Pinellas	52
Missing, Lake	52
Walnut Hill, Escambia	51
Orlando, Dade	51
Northdale, Hillsborough	51
Heathrow, Seminole	51
Singer Island, Palm Beach	51
Miami Springs, Dade	50
Missing, Duval	49
Okahumpka, Lake	49
Palm Beach Shores, Palm Beach	49
Salt Springs, Marion	49
Aloma, Orange	49
Miromar Lakes, Lee	47
Cinco Bayou, Okaloosa	47
Town N Country, Hillsborough	47
University Of Tampa, Hillsborough	46
Enterprise, Volusia	45
Highland City, Polk	45
Duette, Manatee	45

COVID-19: characteristics of 1,888,725 Florida resident cases

Data through Mar 2, 2021 verified as of Mar 3, 2021 at 09:25 AM

Data in this report are provisional and subject to change.

The table below includes the cities and counties of residence for cases in Florida residents based on the patient's ZIP Code. Note that city is not always received as part of the initial notification and may be missing while the case is being investigated.

City and county	Cases
Waverly, Polk	44
Intercession City, Osceola	44
Sewalls Point, Martin	44
Florence Villa, Polk	44
Eaton Park, Polk	43
Terra Ceia, Manatee	43
Orlando, Osceola	43
Gulf Breeze, Escambia	42
Missing, Palm Beach	42
Manalapan, Palm Beach	41
Village Of Wellington, Palm Beach	41
Kenansville, Osceola	41
Saint Johns, Duval	40
Green Acres, Palm Beach	40
Ebro, Washington	40
Lacoochee, Pasco	39
Key Colony Beach, Monroe	39
Orlando, Broward	39
Bayonet Point, Pasco	38
Florida International Univ, Dade	38
Florida A And M University, Leon	37
Ponte Vedra, Duval	37
Orlando, Volusia	37
Village Wellington, Palm Beach	37
Naranja, Dade	37
Orlando, Polk	35
Hialeah Gardens, Dade	35
Highland Beach, Palm Beach	34
Flemington, Marion	34
Pasadena, Pinellas	34
Cortez, Manatee	33
Palm Shores, Brevard	33
Tice, Lee	33
Homeland, Polk	32
Bay Pines, Pinellas	32
Bagdad, Santa Rosa	32
Dowling Park, Suwannee	32
Venus, Highlands	31
Lulu, Columbia	31
Missing, Sumter	31
Miami Shores, Dade	31
Davenport, Osceola	30
Eloise, Polk	30
Bonaventure, Broward	30
Nocatee, Desoto	29
Stetson University, Volusia	29
Lakeshore, Polk	29
Orlando, Hillsborough	29
Mcintosh, Marion	29
Missing, Seminole	29
Penney Farms, Clay	29
Bonita Springs, Collier	29
Lealman, Pinellas	29
North Bay Village, Dade	29
Siesta Key, Sarasota	29
Missing, Broward	28
Hallandle Beach, Broward	28
Bayshore Gardens, Manatee	28
Pensacola Beach, Santa Rosa	28

COVID-19: characteristics of 1,888,725 Florida resident cases

Data through Mar 2, 2021 verified as of Mar 3, 2021 at 09:25 AM

Data in this report are provisional and subject to change.

The table below includes the cities and counties of residence for cases in Florida residents based on the patient's ZIP Code. Note that city is not always received as part of the initial notification and may be missing while the case is being investigated.

City and county	Cases
South Palm Beach, Palm Beach	28
Univ Of FI Student Dorms, Alachua	28
Miami, Broward	27
Saint Marks, Wakulla	27
Florida State, Leon	27
Caryville, Holmes	27
Missing, Hillsborough	27
Horseshoe Beach, Dixie	27
Jupiter, Martin	27
Little Torch Key, Monroe	26
Kinard, Calhoun	26
Chokoloskee, Collier	26
City Of Westlake, Palm Beach	26
Alturas, Polk	26
Palmdale, Glades	26
Homosassa Springs, Citrus	26
Poinciana, Osceola	26
Indian Lake Estates, Polk	25
Missing, Monroe	25
South Miami Heights, Dade	25
Wekiva Springs, Seminole	25
Tangerine, Orange	25
Pine Hills, Orange	24
Labelle, Glades	24
Fort Lauderdale, Dade	24
Missing, Escambia	24
Santa Fe, Alachua	24
Earleton, Alachua	24
Westchase, Hillsborough	23
New Smyrna, Volusia	23
Goulds, Dade	23
Long Key, Monroe	23
Pembroke Park, Broward	23
Bradley, Polk	23
Hawthorne, Putnam	23
Archer, Levy	23
Ridge Manor, Pasco	22
Kissimmee, Orange	22
La Crosse, Alachua	22
Citrus Ridge, Indian River	22
Sydney, Hillsborough	22
Florida Dept Of Corrections, Union	22
Paxton, Walton	22
Wausau, Washington	22
Yankeetown, Levy	22
Balm, Hillsborough	22
Sugarloaf Key, Monroe	22
Tioga, Alachua	22
Perdido Key, Escambia	21
Orange Lake, Marion	21
Wabasso, Indian River	21
Plymouth, Orange	21
Bonifay, Washington	21
Bostwick, Putnam	21
Loughman, Polk	21
Sparr, Marion	21
Everglades City, Collier	21
Pine Castle, Orange	20
Branford, Lafayette	20

COVID-19: characteristics of 1,888,725 Florida resident cases

Data through Mar 2, 2021 verified as of Mar 3, 2021 at 09:25 AM

Data in this report are provisional and subject to change.

The table below includes the cities and counties of residence for cases in Florida residents based on the patient's ZIP Code. Note that city is not always received as part of the initial notification and may be missing while the case is being investigated.

City and county	Cases
Missing, Citrus	20
Indian River Shores, Indian River	20
Missing, Manatee	20
Babcock Ranch, Lee	19
Mexico Beach, Gulf	19
Sun City, Hillsborough	19
Florida International University, Dade	19
Crystal Springs, Pasco	19
Redington Shores, Pinellas	19
Wildlight, Nassau	19
Mango, Hillsborough	19
Parker, Bay	19
Laud-By-The-Sea, Broward	19
Jensen Beach, St. Lucie	18
Lowell, Marion	18
Missing, Okaloosa	18
Missing, Indian River	18
Hollywood, Dade	18
Westlake, Palm Beach	18
Orlando, Palm Beach	18
Fort Ogden, Desoto	18
Goodland, Collier	18
Nichols, Polk	17
Nalcrest, Polk	17
Maxville, Duval	17
Champions Gate, Polk	17
Graceville, Holmes	17
Candler, Marion	17
Jacksonville, Unknown	16
West Panama City Beach, Bay	16
Missing, Collier	16
Forest City, Orange	16
Missing, Brevard	16
Orlando, Pinellas	16
High Springs, Gilchrist	16
Gulf Hammock, Levy	16
Shady Hills, Pasco	16
Union Park, Orange	16
Gulf Stream, Palm Beach	15
Webster, Hernando	15
Tallevast, Manatee	15
Hernando Beach, Hernando	15
Hutchinson Island, St. Lucie	15
White Springs, Columbia	15
Otter Creek, Levy	15
Woodville, Leon	15
Lake City, Suwannee	15
Wewahitchka, Calhoun	15
Trenton, Levy	15
Lake Buena Vista, Orange	15
Golden Oak, Orange	15
Saint Lucie West, St. Lucie	14
Brooksville, Pasco	14
Winter Garden, Lake	14
Murdock, Charlotte	14
Copeland, Collier	14
Lakewood Ranch, Sarasota	14
Village Of Palmetto Bay, Dade	14
Mount Dora, Orange	14

COVID-19: characteristics of 1,888,725 Florida resident cases

Data through Mar 2, 2021 verified as of Mar 3, 2021 at 09:25 AM

Data in this report are provisional and subject to change.

The table below includes the cities and counties of residence for cases in Florida residents based on the patient's ZIP Code. Note that city is not always received as part of the initial notification and may be missing while the case is being investigated.

City and county	Cases
Missing, Bay	14
Laurel Hill, Walton	14
Suwannee, Dixie	14
Graham, Bradford	13
Braden River, Manatee	13
Wahneta, Polk	13
Kingsley Lake, Bradford	13
Gonzalez, Escambia	13
Orlando, Brevard	13
Saint George Island, Franklin	13
Trilby, Pasco	13
Daytona Beach Shores, Volusia	13
Hialeah, Unknown	13
Belleair Bluffs, Pinellas	13
Lake Monroe, Seminole	13
Ramrod Key, Monroe	13
Orlando, Lake	13
Johns Pass Village, Pinellas	13
Buckingham, Lee	13
Watersound, Walton	13
Orlando, Unknown	12
Choctaw Beach, Okaloosa	12
Fort Charlotte, Charlotte	12
Unknown, Dade	12
Long Boat Key, Manatee	12
Pensacola Beach, Escambia	12
Rosemary Beach, Walton	12
Roseland, Indian River	12
Durant, Hillsborough	12
Holder, Citrus	12
Mount Plymouth, Lake	12
Missing, Putnam	12
Missing, Unknown	11
Greenville, Taylor	11
Missing, Martin	11
Citrus Hills, Citrus	11
Orlando, Leon	11
Florida State Univ Admin, Leon	11
Indian Creek Village, Dade	11
Naples, Lee	11
Steinhatchee, Dixie	11
Deer Island, Lake	11
East Lake, Marion	11
Alys Beach, Bay	11
Eau Gallie, Brevard	11
Deerfield Beach, Palm Beach	10
Captiva, Lee	10
Lake Como, Putnam	10
Missing, Polk	10
University Park, Manatee	10
Grandin, Putnam	10
Gibsonia, Polk	10
Redington Beach, Pinellas	10
Telogia, Liberty	10
Missing, Nassau	10
Los Angeles, Dade	10
Ozona, Pinellas	10
Orlando, Duval	10
Dade City, Hernando	10

COVID-19: characteristics of 1,888,725 Florida resident cases

Data through Mar 2, 2021 verified as of Mar 3, 2021 at 09:25 AM

Data in this report are provisional and subject to change.

The table below includes the cities and counties of residence for cases in Florida residents based on the patient's ZIP Code. Note that city is not always received as part of the initial notification and may be missing while the case is being investigated.

City and county	Cases
Leisure City, Dade	10
Hillsboro Beach, Broward	10
Passport, Unknown	10
Seacrest, Walton	10
Elfers, Pasco	9
Fanning Springs, Gilchrist	9
Day, Lafayette	9
Grant Valkaria, Brevard	9
Briny Breezes, Palm Beach	9
Nobleton, Hernando	9
Perrine, Dade	9
Saint Augustine, Duval	9
West Delray Beach, Palm Beach	9
Lloyd, Jefferson	9
Lamont, Madison	9
Forest City, Seminole	9
Haines Creek, Lake	9
Cypress, Jackson	9
Boca Raton, Broward	9
Rubonia, Manatee	9
Babcock Ranch, Charlotte	9
Palma Sola, Manatee	9
Sea Ranch Lakes, Broward	9
Missing, Taylor	9
Innovation, Pasco	9
Cottdale, Washington	9
Beverly Beach, Flagler	9
White City, Gulf	8
Worthington Springs, Union	8
Pine Ridge, Citrus	8
Seybold, Dade	8
Palm City, St. Lucie	8
Putnam Hall, Putnam	8
Cross Creek, Alachua	8
Fairfield, Marion	8
Fort Walton Beach, Unknown	8
Ferndale, Lake	8
Barberville, Volusia	8
Jerome, Collier	8
Ponce De Leon, Walton	8
Missing, Clay	8
Goldenrod, Seminole	8
Umatilla, Marion	8
Evinston, Alachua	8
Virginia Gardens, Dade	8
Salem, Taylor	8
Orange Springs, Marion	7
Fernandina, Nassau	7
Port Saint John, Brevard	7
Orange Park, Duval	7
Basinger, Okeechobee	7
Missing, Flagler	7
University Of Central Fl, Hillsborough	7
Orlando, Pasco	7
Longboat Key, Sarasota	7
Keystone Heights, Bradford	7
Fort Lauderdale, Unknown	7
Indian Shores, Pinellas	7
River Ranch, Polk	7

COVID-19: characteristics of 1,888,725 Florida resident cases

Data through Mar 2, 2021 verified as of Mar 3, 2021 at 09:25 AM

Data in this report are provisional and subject to change.

The table below includes the cities and counties of residence for cases in Florida residents based on the patient's ZIP Code. Note that city is not always received as part of the initial notification and may be missing while the case is being investigated.

City and county	Cases
Niceville, Walton	7
Orlando, Alachua	7
Saint Augustine Beach, St. Johns	7
Switzerland, St. Johns	7
Maitland, Volusia	7
Aripeka, Pasco	7
Holt, Santa Rosa	7
Orlando, Flagler	6
Orlando, Marion	6
Sunny Hills, Washington	6
Valkaria, Brevard	6
Okeechobee, Glades	6
Quail Heights, Dade	6
Punta Gorda, Lee	6
Miami Gardens, Broward	6
Missing, Walton	6
Labelle, Lee	6
Winter Park, Polk	6
Winderemere, Orange	6
Maitland, Hillsborough	6
Grove City, Charlotte	6
Coco River, Collier	6
Eglin, Okaloosa	6
Glenwood, Volusia	6
Orchid, Indian River	6
Miccosukee, Leon	6
Pensacola, Unknown	6
Ybor City, Hillsborough	6
Morriston, Marion	6
Duck Key, Monroe	6
Newberry, Gilchrist	6
Mayport Naval Station, Duval	6
Lake Butler, Bradford	6
East Rockland Key, Monroe	6
Bradenton, Sarasota	6
Maitland, Osceola	6
Inglis, Citrus	6
Hollywood, Unknown	5
N/A, Unknown	5
Ocoee, Lake	5
Okeechobee, Martin	5
Orlando, Manatee	5
Wakulla Springs, Wakulla	5
Fort Lauderdale, Lee	5
Anastasia Island, St. Johns	5
Miami Beach, Unknown	5
Point Washington, Walton	5
University Of Central Fl, Martin	5
Williston, Marion	5
PSI, Unknown	5
San Carlos Park, Lee	5
Pompano Beach, Unknown	5
Bayou George, Bay	5
Boynton Beach, Broward	5
Miramar, Dade	5
Miami Gardens, Unknown	5
Kissimmee, Unknown	5
Jacksonville Naval Air Station, Duval	5
Fort Lauderdale, Palm Beach	5

COVID-19: characteristics of 1,888,725 Florida resident cases

Data through Mar 2, 2021 verified as of Mar 3, 2021 at 09:25 AM

Data in this report are provisional and subject to change.

The table below includes the cities and counties of residence for cases in Florida residents based on the patient's ZIP Code. Note that city is not always received as part of the initial notification and may be missing while the case is being investigated.

City and county	Cases
Clarcona, Orange	5
Ebro, Bay	5
Bruce, Holmes	5
Hialeah, Broward	5
Westchester, Dade	5
Port Salerno, Martin	5
Ocean Breeze, Martin	5
Missing, Sarasota	5
Missing, Columbia	5
Missing, Highlands	5
Scottsmoor, Brevard	5
Pass, Unknown	5
Miami, Palm Beach	5
Stuart, St. Lucie	5
Shady Grove, Taylor	5
Missing, Leon	5
Milton, Escambia	5
Inlet Beach, Bay	5
Mayport, Duval	5
Deland, Lake	5
Marina Del Rey, Dade	4
Greenville, Jefferson	4
Oklawaha, Marion	4
West Bradenton, Manatee	4
Port Charlotte, Unknown	4
Live Oak, Madison	4
Loxahatchee Groves, Palm Beach	4
Pensacola, Santa Rosa	4
Glen Ridge, Palm Beach	4
Coconut Creek, Palm Beach	4
Margate, Unknown	4
Melrose, Bradford	4
Mid Florida, Seminole	4
Highland Park, Polk	4
Los Angeles, Broward	4
Lamont, Taylor	4
Lazy Lake, Broward	4
Missing, Osceola	4
Branford, Gilchrist	4
Cape Haze, Charlotte	4
Clewiston, Palm Beach	4
Conch Key, Monroe	4
Okeechobee, Osceola	4
Pompano Beach, Dade	4
Sandestin, Walton	4
Seacrest, Bay	4
Missing, Alachua	4
Naples, Unknown	4
Hinsdale, Manatee	4
Bella Collina, Lake	4
Alys Beach, Walton	4
El Jobean, Charlotte	4
Weirsdale, Lake	4
Pompano Beach, Palm Beach	4
Oneco, Manatee	4
Indian Rock Beach, Pinellas	4
International Service Center, Dade	4
Island Grove, Alachua	4
Bowling Green, Polk	4

COVID-19: characteristics of 1,888,725 Florida resident cases

Data through Mar 2, 2021 verified as of Mar 3, 2021 at 09:25 AM

Data in this report are provisional and subject to change.

The table below includes the cities and counties of residence for cases in Florida residents based on the patient's ZIP Code. Note that city is not always received as part of the initial notification and may be missing while the case is being investigated.

City and county	Cases
Cypress Gardens, Polk	4
Crestview, Walton	3
Cross Key, Monroe	3
Cape San Blas, Gulf	3
Apopka, Lake	3
Mayport Naval Housing, Duval	3
Green Cove Springs, Duval	3
Fernandina Beach, Duval	3
Fpo, Duval	3
Monticello, Madison	3
Samoset, Manatee	3
San Fernando, Unknown	3
Vernon, Bay	3
Alford, Washington	3
Altamonte Springs, Orange	3
High Springs, Columbia	3
Jonesville, Alachua	3
Julington Creek, St. Johns	3
Jupiter Island, Martin	3
Mims, Volusia	3
Miramar, Unknown	3
Longwood, Unknown	3
Marco Island, Lee	3
Pembroke Pines, Unknown	3
Ocean Reef Club, Monroe	3
Vero Beach, St. Lucie	3
Sorrento, Orange	3
Stuart, Palm Beach	3
Chicago, Lee	3
Coraopolis, Citrus	3
Champions Gate, Osceola	3
Bristol, Calhoun	3
North Fort Myers, Charlotte	3
Jacksonville, Alachua	3
Land O Lakes, Hillsborough	3
Lady Lake, Marion	3
Fisher Island, Unknown	3
Jacksonville , Duval	3
Bay Harbor Islands, Unknown	3
Ft Pierce, St. Lucie	3
Westville, Walton	3
Wacissa, Jefferson	3
Sugarloaf, Monroe	3
Milligan, Okaloosa	3
Lake Worth, Broward	3
Jacksonville, Dade	3
Pass, Dade	3
Vero Beach, Brevard	3
Brewton, Escambia	3
Apopka, Broward	3
Maitland, Polk	3
Lake Harbor, Palm Beach	3
Lanark Village, Franklin	3
Orem, Palm Beach	3
Pp, Dade	3
Pp, Unknown	3
Woodside, Broward	3
Lynbrook, Broward	3
Miami, Orange	3

COVID-19: characteristics of 1,888,725 Florida resident cases

Data through Mar 2, 2021 verified as of Mar 3, 2021 at 09:25 AM

Data in this report are provisional and subject to change.

The table below includes the cities and counties of residence for cases in Florida residents based on the patient's ZIP Code. Note that city is not always received as part of the initial notification and may be missing while the case is being investigated.

City and county	Cases
Lake Geneva, Clay	3
Lake City, Duval	3
Lakeland, Hillsborough	3
Immokalee, Lee	3
Hallandale Beach, Unknown	3
Fort Myers, Unknown	3
Blountstown, Liberty	3
Port Saint Lucie, Martin	3
Saint Petersburg, Hillsborough	3
Palm Coast, Volusia	3
Village Of Golf, Palm Beach	3
Wildwood, Marion	3
Saint Augusaintine Beach, St. Johns	3
Missing, Hernando	3
Pineland, Lee	3
Tampa Palms, Hillsborough	3
Tampa, Pinellas	3
Winter Garden, Seminole	3
Tarpon Springs, Pasco	3
Jacksonville, Clay	3
Laurel, Sarasota	3
Ludlam, Dade	3
Clermont, Orange	3
Clermont, Polk	2
Bronx, Seminole	2
Doctors Inlet, Clay	2
Bonifay, Jackson	2
Bonnie, Sarasota	2
Lecanto, Marion	2
Miami Shores, Broward	2
Maitland, Leon	2
Lake Helen, Orange	2
Fort Myers, Collier	2
Fort Pierce, Martin	2
Weston, Dade	2
West Palm Beach, Dade	2
Winter Park, Leon	2
Redland, Dade	2
Olustee, Baker	2
Orlando, Charlotte	2
Orlando, Santa Rosa	2
Palm Springs North, Dade	2
Seven Springs, Pasco	2
Upper Key Largo, Monroe	2
University Of Central Florida, Brevard	2
West Palm Beach, Broward	2
West Villages, Sarasota	2
Zellwood, Lake	2
Phoenix, Lake	2
Mount Pleasant, Gadsden	2
None, Dade	2
Navarre, Okaloosa	2
Blountstown, Jackson	2
Alligator Point, Franklin	2
Bradington, Manatee	2
Coconut Creek, Unknown	2
Crawfordville, Leon	2
Eatonville, Lake	2
Hallandale Beach, Dade	2

COVID-19: characteristics of 1,888,725 Florida resident cases

Data through Mar 2, 2021 verified as of Mar 3, 2021 at 09:25 AM

Data in this report are provisional and subject to change.

The table below includes the cities and counties of residence for cases in Florida residents based on the patient's ZIP Code. Note that city is not always received as part of the initial notification and may be missing while the case is being investigated.

City and county	Cases
Lawtey, Union	2
Lutz, Pinellas	2
Los Angeles, Okaloosa	2
Wekiwa Springs, Seminole	2
Wimauma, Manatee	2
University Of Central Florida, Palm Beach	2
University Of Central Florida, Pinellas	2
Provo, Broward	2
Portland, Unknown	2
Sumatra, Liberty	2
Maitland, Lake	2
Hialeah Lakes, Dade	2
Hialeah, Orange	2
Moore Haven, Hendry	2
Naples, Broward	2
Cassadaga, Volusia	2
Fort Walton Beach, Walton	2
Duke Field Air Force Station, Okaloosa	2
Dunnellon, Levy	2
University Of Central Florida, Broward	2
Orlando, Okaloosa	2
Ridge Manor Estates, Sumter	2
Saint Teresa, Wakulla	2
Miamt, Dade	2
Ocala, Unknown	2
Inverness, Polk	2
Madison, Unknown	2
Maitland, Pasco	2
Florida Power & Light Co, Dade	2
Amelia City, Nassau	2
Apopka, Unknown	2
Alligator Point, Wakulla	2
Chipley, Jackson	2
Red Bay, Holmes	2
Saint Marys, Nassau	2
Pembroke Lakes, Broward	2
Port Saint Lucie, Palm Beach	2
Tampa, Unknown	2
Sutton, Pasco	2
Windermere, Lake	2
Fort Lauderdale, Alachua	2
Deerfield Beach, Unknown	2
Doral, Unknown	2
Brooklyn, Broward	2
Cross City, Taylor	2
Carl Fisher, Dade	2
Jupiter, Dade	2
Homeless, Hillsborough	2
Lakeland, Unknown	2
Micanopy, Marion	2
Jacksonville Naval Hospital, Duval	2
Hosford, Calhoun	2
Melrose, Clay	2
Mesa, Unknown	2
Marina Del Rey, Broward	2
Longview, Dade	2
Jacksonville, Nassau	2
Aventura, Broward	2
000000, Unknown	2

COVID-19: characteristics of 1,888,725 Florida resident cases

Data through Mar 2, 2021 verified as of Mar 3, 2021 at 09:25 AM

Data in this report are provisional and subject to change.

The table below includes the cities and counties of residence for cases in Florida residents based on the patient's ZIP Code. Note that city is not always received as part of the initial notification and may be missing while the case is being investigated.

City and county	Cases
Dfafs, Okaloosa	2
Summerfield, Unknown	2
Tampa, Hernando	2
Sharpes, Brevard	2
Sebring, Desoto	2
Saint Lucie Village, St. Lucie	2
Ormond Beach, Flagler	2
Noma, Holmes	2
Orlando, Lee	2
Panama City, Unknown	2
Pembroke Pines, Dade	2
Wauchula, Desoto	2
Vero Beach, Unknown	2
Yeehaw, Okeechobee	2
Venice, Dade	2
University Of Central Fl, Seminole	2
West Palm Beach, Unknown	2
Windermere, Hillsborough	2
Winter Park, Volusia	2
Winter Springs, Orange	2
Okeechobee, Highlands	2
New Port Richey, Hillsborough	2
Orlando, Escambia	2
Port Charlotte, Lee	2
Union, Manatee	2
Sand Lake, Orange	2
Port St. Lucie, St. Lucie	2
Long Beach, Orange	2
Marathon Shores, Monroe	2
Miami, Martin	2
Labelle, Collier	2
Jena, Taylor	2
Lauderhill, Unknown	2
At Large, Broward	2
Bonnie, Dade	2
Fort Pierce, Brevard	2
Graceville, Unknown	2
Eatonville, Polk	2
Delray Beach, Broward	2
Tampa, Broward	2
Tarpon Springs, Hillsborough	2
Seguin, Unknown	2
Sarasota, Unknown	2
Sunrise, Unknown	2
Port Canaveral, Brevard	2
Plantation Key, Monroe	2
Orlando, Collier	2
Orlando, St. Lucie	2
Oakland Park, Unknown	2
Marysville, Dade	2
Callahan, Duval	2
Dade City, Unknown	2
Cibolo, Orange	2
Claysville, Hernando	2
Crescent Beach, Sarasota	2
Defuniak Springs, Okaloosa	2
Defuniak Springs, Unknown	2
Dona Vista, Lake	1
East Setauket, Palm Beach	1

COVID-19: characteristics of 1,888,725 Florida resident cases

Data through Mar 2, 2021 verified as of Mar 3, 2021 at 09:25 AM

Data in this report are provisional and subject to change.

The table below includes the cities and counties of residence for cases in Florida residents based on the patient's ZIP Code. Note that city is not always received as part of the initial notification and may be missing while the case is being investigated.

City and county	Cases
El Dorado, Palm Beach	1
Fleming Island, Duval	1
Fellsmere, Brevard	1
Crestview, Broward	1
Clearwater, Leon	1
Charlotte, Alachua	1
Dalecity, Okaloosa	1
Daytona Beach, Orange	1
Deerfield Beach, Polk	1
Crystal River, Marion	1
Crystal River, Unknown	1
Canton, Duval	1
Cantonment, Santa Rosa	1
Cape Coral, Unknown	1
Brooklyn, Polk	1
Bryceville, Duval	1
Bradenton, Lee	1
Boca Raton, Dade	1
Boca Raton, Madison	1
Bogota, Unknown	1
Bal Harbour, Broward	1
Atlanta, Walton	1
Attalla, Broward	1
Auburn, Palm Beach	1
Autaugaville, Broward	1
Apopka, Volusia	1
Alachua, Suwannee	1
Alafaya, Broward	1
Alafaya, Pinellas	1
Lake Clarke Shores, Palm Beach	1
Lake Forest, Collier	1
Merrick, Palm Beach	1
Metter, Manatee	1
Miami, Osceola	1
Miamiardens, Unknown	1
Miamksaohes, Dade	1
Jacksonville, Baker	1
Jacksonville, Marion	1
Irmo, Unknown	1
Key West, Palm Beach	1
Kilgore, Dade	1
Jupiter Inlet, Palm Beach	1
Jzx, Unknown	1
Land O Lakes, Unknown	1
Lawton, Okaloosa	1
Levittown, Palm Beach	1
Lima, Manatee	1
Lima, Volusia	1
Macclenny, Dixie	1
Madison, Jefferson	1
Maitland, Collier	1
Florida City, Unknown	1
Fort Lauderdale, Collier	1
Gainesville, Levy	1
Glen Cove, Unknown	1
Glen Saint Mary, Duval	1
Golden Oak, Hillsborough	1
Immokalee, Walton	1
Greensboro, Leon	1

COVID-19: characteristics of 1,888,725 Florida resident cases

Data through Mar 2, 2021 verified as of Mar 3, 2021 at 09:25 AM

Data in this report are provisional and subject to change.

The table below includes the cities and counties of residence for cases in Florida residents based on the patient's ZIP Code. Note that city is not always received as part of the initial notification and may be missing while the case is being investigated.

City and county	Cases
Ocala, Duval	1
Orem, Dade	1
Orlando, Citrus	1
Okeechobi, Unknown	1
North Porte, Unknown	1
Notrealville, Polk	1
Monument, Broward	1
Mokena, Lee	1
Miami Dade, Unknown	1
Myrtle Beach, Broward	1
Morrisville, Palm Beach	1
North Brunswick, St. Lucie	1
North Grafton, Dade	1
North Lauderdale, Unknown	1
Orlando, Walton	1
Oviedo, Lake	1
Orlando, Gadsden	1
Orlando, Hernando	1
Orlando, St. Johns	1
Plantation, Leon	1
Pooler, Broward	1
Pensacola, Dade	1
Panomo City, Bay	1
Parrish, Sarasota	1
Rye, Palm Beach	1
San Marcos, Unknown	1
Ridgewood, Lee	1
Roayl Palm Beach, Palm Beach	1
Roseville, Broward	1
Port St. Lucie, Unknown	1
Punta Gorda, Sarasota	1
Putnam, Putnam	1
Surprise, Unknown	1
Syracuse, Unknown	1
St Cloud, Orange	1
St Helena Is, Dade	1
Saint Petersburg, Bay	1
Twentynine Palms, Broward	1
Venezuela, Unknown	1
Vernon, Walton	1
Waukesha, Volusia	1
West Miami, Unknown	1
Wimaumna, Hillsborough	1
Windermere, Alachua	1
Winfield, Hillsborough	1
Winter Garden, Unknown	1
Winter Park, Brevard	1
Winter Park, Unknown	1
Whippany, Volusia	1
Xifamk, Dade	1
Denton, Broward	1
Destin, Bay	1
Clearwater, Hillsborough	1
Coal City, Pasco	1
Crescent City, Marion	1
Crestview, Unknown	1
Commerce Township, Manatee	1
Coral Gables , Dade	1
Crawfordville, Alachua	1

COVID-19: characteristics of 1,888,725 Florida resident cases

Data through Mar 2, 2021 verified as of Mar 3, 2021 at 09:25 AM

Data in this report are provisional and subject to change.

The table below includes the cities and counties of residence for cases in Florida residents based on the patient's ZIP Code. Note that city is not always received as part of the initial notification and may be missing while the case is being investigated.

City and county	Cases
Eureka, Flagler	1
Evansville, Citrus	1
Fort Worth, Broward	1
Franklin, Orange	1
Frostproof, Highlands	1
Gainesville, Palm Beach	1
Gainesville, Santa Rosa	1
Bonnie, St. Johns	1
Belleair Bluffs, Unknown	1
Brownsville, Escambia	1
Boys Ranch, Suwannee	1
Celebration, Orange	1
Chicago, Broward	1
Choctaw Beach, Unknown	1
Austin, Dade	1
Apo, Collier	1
Big Torch Key, Monroe	1
Black, Holmes	1
Boca Raton, Lee	1
Bonifay, Unknown	1
8852 Teacher Ln, Pasco	1
Addison, Pasco	1
Apopka, Citrus	1
Apopka, Hillsborough	1
Arabi, Orange	1
Litchfield Park, Monroe	1
Littleton, St. Johns	1
Lake Worth, Unknown	1
Lake In The Hills, Broward	1
Jupiter, Pinellas	1
Kansas City, Palm Beach	1
Indianapolis, Lee	1
Gwynn Oak, Polk	1
Milford, Bay	1
Milford, Unknown	1
New Canaan, Dade	1
Na, Dade	1
Naples, Leon	1
Mattoon, Lee	1
Melbourne, Volusia	1
Marianna, Leon	1
Marianna, Washington	1
Mary Esther, Hillsborough	1
Los Angeles, Orange	1
Maitland, Palm Beach	1
Saint Charles, Orange	1
Roswell, Bay	1
Ruskin, Dade	1
Ruskin, Manatee	1
Scottsdale, Brevard	1
Scottsdale, Palm Beach	1
Saint Petersburg, Duval	1
Saint Petersburg, Manatee	1
Tampa, Duval	1
Tavares, Unknown	1
Temple, Palm Beach	1
St Peterburg, Orange	1
Stiamk, Dade	1
Summerdale, Escambia	1

COVID-19: characteristics of 1,888,725 Florida resident cases

Data through Mar 2, 2021 verified as of Mar 3, 2021 at 09:25 AM

Data in this report are provisional and subject to change.

The table below includes the cities and counties of residence for cases in Florida residents based on the patient's ZIP Code. Note that city is not always received as part of the initial notification and may be missing while the case is being investigated.

City and county	Cases
Surfside Beach, Orange	1
Sun City Center, Lee	1
Port Saint Lucie, Marion	1
Port St Luice, Unknown	1
Pompano Beach, Osceola	1
Plymouth, Pasco	1
Pensacola Naval Hospital, Escambia	1
Pass-A-Grille, Pinellas	1
Oviedo, Orange	1
Pace, Escambia	1
Painted Post, Pasco	1
Palatka, Marion	1
Newaygo, Charlotte	1
North Port, Charlotte	1
Okeechobee, Unknown	1
Winter Springs, Polk	1
Youngstown, Washington	1
Winnetka, Dade	1
Winter Garden, Osceola	1
Winter Haven, Osceola	1
Winter Park, Duval	1
Winter Park, Palm Beach	1
Weston, Unknown	1
Wildwood, Lee	1
West Hollywood, Broward	1
Wakefield, Broward	1
Waverly, Duval	1
Wabasha, Clay	1
Unknown, Duval	1
Upland, Manatee	1
White Plains, Broward	1
Whites Creek, Leon	1
Windermere, Volusia	1
Wtixrat, Dade	1
Ventura, Orange	1
Westlake Village, Unknown	1
Watersound, Bay	1
University Of Central Florida, Lee	1
Unk, Duval	1
Trenton, Dixie	1
Unknown, Unknown	1
Pembroke Pines, Orange	1
Pensacola, Sumter	1
Palmetto, Dixie	1
Perth Amboy, Hillsborough	1
Puerto Rico, Unknown	1
Punta Gorda, Unknown	1
Randolph, Orange	1
Rivera Beach, Palm Beach	1
Port Orange, Brevard	1
Powell, Lee	1
Orlando, Jackson	1
Paducah, Manatee	1
Palm Coast, Unknown	1
Oldsrav, Manatee	1
Newberry, Levy	1
Saint Petersburg, Charlotte	1
Saint Augustine, Flagler	1
Seffenner, Hillsborough	1

COVID-19: characteristics of 1,888,725 Florida resident cases

Data through Mar 2, 2021 verified as of Mar 3, 2021 at 09:25 AM

Data in this report are provisional and subject to change.

The table below includes the cities and counties of residence for cases in Florida residents based on the patient's ZIP Code. Note that city is not always received as part of the initial notification and may be missing while the case is being investigated.

City and county	Cases
Seminole, Lee	1
Toms River, Lee	1
Tourist, Dade	1
Sunrtise, Dade	1
Tallahassee, Gadsden	1
Tallahassee, Madison	1
Stratford, Broward	1
Crossings, Unknown	1
Davenport, Lake	1
Davie, Unknown	1
Dayton, Orange	1
Edgewood, Broward	1
Elkton, Putnam	1
Chesterfield, Broward	1
Carteret, Polk	1
Cincinnati, Dade	1
Connellsville, Highlands	1
Armstrong, St. Johns	1
Atl, Brevard	1
Alva, Escambia	1
Andalusia, Escambia	1
Arcadia, Highlands	1
Baker, Santa Rosa	1
Belleville, Palm Beach	1
Belmont, Santa Rosa	1
Blountstown, Broward	1
Bronson, Alachua	1
Brooker, Alachua	1
Bradenton, Clay	1
Brandon, Pinellas	1
Bonita, Lee	1
Bocaraten, Palm Beach	1
Longwood, Broward	1
Lucedale, St. Lucie	1
Mayaguez, Dade	1
Macclenny, Duval	1
Mantua, Broward	1
Middletown, Osceola	1
North Laud, Unknown	1
Ocala, Citrus	1
Ocoee, Unknown	1
Odessa, Dade	1
New Vernon, Palm Beach	1
Monroe, Hillsborough	1
Missing, Gilchrist	1
Hudson, Pinellas	1
Hoosick Falls, Broward	1
Indian Rock Beach, Palm Beach	1
Interlachen, Duval	1
Kure Beach, Monroe	1
Lakeland, Palm Beach	1
Floral, Okaloosa	1
Forestville, Volusia	1
Gibson, Unknown	1
Gainesville, Okaloosa	1
Gainesville, Unknown	1
Greenbrier, Bay	1
Groveland, Orange	1
Hialeahgardens, Dade	1

COVID-19: characteristics of 1,888,725 Florida resident cases

Data through Mar 2, 2021 verified as of Mar 3, 2021 at 09:25 AM

Data in this report are provisional and subject to change.

The table below includes the cities and counties of residence for cases in Florida residents based on the patient's ZIP Code. Note that city is not always received as part of the initial notification and may be missing while the case is being investigated.

City and county	Cases
Hiram, Leon	1
Mckinney, Broward	1
Miamc, Dade	1
Matawan, Palm Beach	1
Missing, Okeechobee	1
Monroe Township, Palm Beach	1
Moore Haven, Okeechobee	1
Morrisville, Unknown	1
Longwood, Volusia	1
Ldhl, Broward	1
Lincoln, St. Lucie	1
Little Neck, Lee	1
Lake Butler, Alachua	1
Knoxville, Bay	1
Las Vegas, Palm Beach	1
Homeless, Monroe	1
Homeless, Pinellas	1
Howell, Dade	1
Hudson, Hernando	1
Hoclywsod, Dade	1
Holiday, Pinellas	1
Indian Rocks Beach, Duval	1
Indiantown, Palm Beach	1
Inglewood, Sarasota	1
Inverness, Marion	1
Inwood, Broward	1
Irvine, Marion	1
Istachatta, Hernando	1
Jupiter, St. Lucie	1
Kenilworth, Leon	1
Jacksonville, Orange	1
Jefferson, Dade	1
Jonesboro, Leon	1
Kingsland, Nassau	1
Key West, Duval	1
Keys West, Unknown	1
Carmel, Orange	1
Cedar Springs, Hernando	1
Chicago, Unknown	1
Coconut Ck, Unknown	1
Dallas, Hernando	1
Dayton, Lake	1
Daytona Beach, Pinellas	1
Dearborn, Broward	1
Deer Park, Dade	1
Brooklyn, Dade	1
Brooklyn, Lee	1
Caracas, Dade	1
Bonnie, Broward	1
Boston, Broward	1
Bel Air, Collier	1
O, Manatee	1
Alachua, Duval	1
Alpharetta, Broward	1
Apopka, Clay	1
Asheville, Highlands	1
Astoria, Broward	1
Atmore, Escambia	1
Bartow, Hardee	1

COVID-19: characteristics of 1,888,725 Florida resident cases

Data through Mar 2, 2021 verified as of Mar 3, 2021 at 09:25 AM

Data in this report are provisional and subject to change.

The table below includes the cities and counties of residence for cases in Florida residents based on the patient's ZIP Code. Note that city is not always received as part of the initial notification and may be missing while the case is being investigated.

City and county	Cases
Downingtown, Broward	1
Downingtown, Hillsborough	1
Dpo, Santa Rosa	1
Dunedin, Unknown	1
Deerfield, Dade	1
Deland, Seminole	1
Deltona, Seminole	1
Fort Lauderdale, Leon	1
Fort Myers, Sarasota	1
Fort Pierce, Palm Beach	1
Fort White, Clay	1
East Palatka, Hillsborough	1
Eastpoint, Leon	1
Garden City, Alachua	1
Gaylord, Orange	1
Gotcha, Orange	1
Greensburg, Palm Beach	1
Erie, Monroe	1
Hallandale, Unknown	1
Haines City, Osceola	1
Hernando, Marion	1
Hialeah, Collier	1
Helen, Bay	1
Winter Garden, Duval	1
Woodbine, Nassau	1
West Aplm Beach, Palm Beach	1
West Yarmouth, St. Lucie	1
Venetian Islands, Dade	1
Yulee, St. Johns	1
Zephyrhills, Hillsborough	1
Syracuse, Polk	1
Tallahassee, Dade	1
Tamarac, Dade	1
Sunbright, Palm Beach	1
Tavares, Orange	1
Tequesta, Martin	1
Topsham, Manatee	1
Town Of Nocatee, St. Johns	1
Troy, Manatee	1
Unkn, Duval	1
Waipahu, Santa Rosa	1
Ward, Polk	1
Wellborn, Columbia	1
Prattville, Hillsborough	1
Prestonsburg, Bay	1
Quincy, Jackson	1
Rapid City, Broward	1
Russellville, Bay	1
Sagamore Beach, Charlotte	1
Saint Cloud, Palm Beach	1
Petersburg, Manatee	1
Piasa, Putnam	1
Saint Joseph, Volusia	1
San Antonio, Orange	1
Sanford, Unknown	1
Seminole, Leon	1
Suitland, Volusia	1
Shalimar, Unknown	1
Shirley, Flagler	1

COVID-19: characteristics of 1,888,725 Florida resident cases

Data through Mar 2, 2021 verified as of Mar 3, 2021 at 09:25 AM

Data in this report are provisional and subject to change.

The table below includes the cities and counties of residence for cases in Florida residents based on the patient's ZIP Code. Note that city is not always received as part of the initial notification and may be missing while the case is being investigated.

City and county	Cases
Oldsmar, Hillsborough	1
Olean, Alachua	1
North Palm Beach, Orange	1
Northport, Sarasota	1
Oakland, Lee	1
Milford, Lee	1
Myakka City, Sarasota	1
New Middletown, Hillsborough	1
New Port Richey, Pinellas	1
New Port Richey, Unknown	1
Newberry, Marion	1
Orlo Vista, Orange	1
Other, Dade	1
Palm Beach Gardens, Unknown	1
Palmetto Bay, Palm Beach	1
Palmetto, Pasco	1
Parma, Manatee	1
Pass-A-Grille Beach, Pinellas	1
Chipley, Holmes	1
Daniel Island, Bay	1
Colorado Springs, Unknown	1
Conifer, Lee	1
El Paso, Unknown	1
Fl State Lot, Leon	1
Everett, Dade	1
Destin, Unknown	1
Diamond, Highlands	1
Dunellen, Dade	1
Eatonville, Seminole	1
Altamonte, Orange	1
Alva, Collier	1
333, Unknown	1
Allentown, Putnam	1
Apple Creek, Citrus	1
Amelia Village, Nassau	1
Barefoot Beach, Lee	1
Battle Creek, Manatee	1
Avon, Manatee	1
Aventura, Osceola	1
Bryn Mawr, Palm Beach	1
Burkeville, Brevard	1
Camden Wyoming, Duval	1
Chattanooga, Dade	1
Bear Grass, Palm Beach	1
Azalea Park, Osceola	1
Boca Raton,, Palm Beach	1
Boston, Dade	1
Fort Denaud, Glades	1
Fort Meyers, Lee	1
Fortlauderdale, Unknown	1
Fortwalton Beach, Okaloosa	1
Ft Pierce, Unknown	1
Garland, Orange	1
Hallandate Ben, Unknown	1
Havana, Leon	1
Homeless, Dade	1
Homer, Escambia	1
Hickory, Lee	1
Hilliard, Unknown	1

COVID-19: characteristics of 1,888,725 Florida resident cases

Data through Mar 2, 2021 verified as of Mar 3, 2021 at 09:25 AM

Data in this report are provisional and subject to change.

The table below includes the cities and counties of residence for cases in Florida residents based on the patient's ZIP Code. Note that city is not always received as part of the initial notification and may be missing while the case is being investigated.

City and county	Cases
Longwood, Orange	1
Lehigh Cares, Lee	1
Live Oak, Columbia	1
Loganville, Orange	1
Jeffersonville, Broward	1
Knoxville, Escambia	1
Lake Mary, Lake	1
Lapeer, Manatee	1
Lauderdale Hill, Unknown	1
Ocean City, Broward	1
North Miami, Broward	1
Old Town, Gilchrist	1
Oviedo, Leon	1
Opa Locka, Polk	1
Orem, Sarasota	1
Orem, Unknown	1
Miami, Charlotte	1
Miamii, Dade	1
Miami Garden, Unknown	1
Middleburg, Duval	1
Midland, Osceola	1
Missing, Wakulla	1
Mumford, Manatee	1
N/A, Duval	1
Naples, Alachua	1
San Antonio, Dade	1
San Diego, Unknown	1
Sanford, Palm Beach	1
Russellville, Hillsborough	1
Saint Augustine, Okaloosa	1
Ridgewood, Broward	1
Riverview, Manatee	1
Riverview, Osceola	1
Roseland, Palm Beach	1
Republic, Monroe	1
Richmond, Palm Beach	1
Palm City, Unknown	1
Plant City, Unknown	1
Pompano Beach, Alachua	1
Porter Ranch, Dade	1
Raiford, Bradford	1
Ponte Vedra Beach, Orange	1
Port Orange , Volusia	1
Port Saint Lucie, Indian River	1
University Of Central Florida, Hillsborough	1
University Of Central Fl, Pasco	1
Village Of Palm Springs, Palm Beach	1
Virginia Beach, Alachua	1
Webster, Pasco	1
Westerville, Hillsborough	1
Wilbur By The Sea, Volusia	1
Willowbrook, Lee	1
Union City, Bradford	1
Sebastian, Lake	1
Steinhatchee, Alachua	1
Tampa, Escambia	1
Tampa, Manatee	1
Tangerine, Lake	1
Winston Salem, Unknown	1

COVID-19: characteristics of 1,888,725 Florida resident cases

Data through Mar 2, 2021 verified as of Mar 3, 2021 at 09:25 AM

Data in this report are provisional and subject to change.

The table below includes the cities and counties of residence for cases in Florida residents based on the patient's ZIP Code. Note that city is not always received as part of the initial notification and may be missing while the case is being investigated.

City and county	Cases
Winter Garden, Hillsborough	1
Wilton Manors, Dade	1
Woodland Hills, Brevard	1
Youngstown, Calhoun	1
Yulee, Duval	1
Downers Grove, St. Lucie	1
Export, Palm Beach	1
Fdsf, Unknown	1
Felda, Palm Beach	1
Flagler Beach, Volusia	1
Flora, Lee	1
Fort Myers, Lake	1
Fresno, Pasco	1
Fruitland Park, Sumter	1
Fwb, Unknown	1
Gainesville, Marion	1
Gastonia, Polk	1
Clearwater, Highlands	1
Clermont, Unknown	1
Columbia, Orange	1
Coral Gables, Unknown	1
Coral Springs, Unknown	1
Cornelius, Leon	1
Crestview, Dade	1
Dade City, Polk	1
Dania, Unknown	1
Darien, Pasco	1
Arcadia, Charlotte	1
Aspen, Palm Beach	1
Atlanta, Broward	1
Aurburndale, Polk	1
Aventura, Unknown	1
Azalea Park, Sarasota	1
Bartow, Unknown	1
Biscayne Park, Broward	1
Boca Rotan, Unknown	1
Alpharetta, Alachua	1
Apalachicola, Leon	1
Brooksville, Columbia	1
Bryn Mawr, Collier	1
Canfield, Duval	1
Naugatuck, Lee	1
Myakka, Duval	1
Newport Beach, Palm Beach	1
North Little Rock, Palm Beach	1
New Vernon, Sarasota	1
New York, Broward	1
Northville, Broward	1
Ocala, Indian River	1
Ocoee, Broward	1
Missing, Baker	1
Middleburg, Unknown	1
Milford, Palm Beach	1
Milford, Polk	1
Minneapolis, Broward	1
Melbourne, Orange	1
Metter, Volusia	1
Miami Beach, Palm Beach	1
Miami Granders, Dade	1

COVID-19: characteristics of 1,888,725 Florida resident cases

Data through Mar 2, 2021 verified as of Mar 3, 2021 at 09:25 AM

Data in this report are provisional and subject to change.

The table below includes the cities and counties of residence for cases in Florida residents based on the patient's ZIP Code. Note that city is not always received as part of the initial notification and may be missing while the case is being investigated.

City and county	Cases
Hilliard, Dade	1
Hollywood, Leon	1
Holt, Unknown	1
Homestead, Monroe	1
Humble, Broward	1
Green, Clay	1
Greensburg, Orange	1
Greenville, Monroe	1
Gulf Shores, Escambia	1
Killarney, Orange	1
Knoxville, Duval	1
Havanna, Gadsden	1
Jan Phyl Village, Polk	1
Johns Island, Wakulla	1
Los Angeles, Polk	1
Maitland, Unknown	1
Mary Esther Rd, Okaloosa	1
Lakeland, Pasco	1
Lakewood, Unknown	1
Lake City, Volusia	1
Sumter Ville, Unknown	1
Tallahassee, Escambia	1
Springhill, Unknown	1
Stockbridge, Leon	1
Sullivans Island, Dade	1
Tinley Park, Lee	1
University Of Central Fl, Dade	1
Telluride, Lee	1
Tampa, Dade	1
Tampa, Lee	1
Sevierville, Dade	1
South Otselic, Dade	1
Southampton, Palm Beach	1
Saint Petersburg, Dade	1
San Juan, Osceola	1
San Pedro Sula, Dade	1
Sandy, Duval	1
Richmond Heights, Dade	1
Riverview, Pinellas	1
Rochester, Lee	1
Rosemary Beach, Bay	1
Saint Cloud, Orange	1
Pound Ridge, Leon	1
Ponce, Orange	1
Port Charlotte Fl, Unknown	1
Plant City, Pinellas	1
Plantation, Unknown	1
Plant City, Hendry	1
Orlando, Highlands	1
Opa Locka, Unknown	1
Orem, Nassau	1
Olando, Orange	1
Ocoee, Polk	1
Wayne, Dade	1
Windermere, Polk	1
Winter Park, Lake	1
West Simsbury, Collier	1
Louisville, Manatee	1
Los Angeles Ca, Unknown	1

COVID-19: characteristics of 1,888,725 Florida resident cases

Data through Mar 2, 2021 verified as of Mar 3, 2021 at 09:25 AM

Data in this report are provisional and subject to change.

The table below includes the cities and counties of residence for cases in Florida residents based on the patient's ZIP Code. Note that city is not always received as part of the initial notification and may be missing while the case is being investigated.

City and county	Cases
Los Angeles, Hardee	1
Littleton, Dade	1
Margate, Dade	1
Marshall, Dade	1
Mary Esther, Unknown	1
Medford, Palm Beach	1
Middlesburg, Duval	1
Missing, Jackson	1
Macdill Air Force Base, Hillsborough	1
Miami , Dade	1
Miami Beach, Broward	1
Miami Lakes, Unknown	1
Miami, Hillsborough	1
Miami, Manatee	1
Leesburg, Marion	1
Lehigh Acres, Dade	1
Lewisburg, Pasco	1
Largo, Unknown	1
Lake City, Hamilton	1
La Grange, Dade	1
Harrison, Pinellas	1
Holly Ridge, Orange	1
Homeless, Polk	1
Homosassa, Hernando	1
Jerusalem, St. Johns	1
East Hampton, Palm Beach	1
Cypress, Leon	1
Davenport, Orange	1
Daytona Beach, Unknown	1
Deland, St. Lucie	1
Deltona, Orange	1
Fort Myers-, Lee	1
Fort Pierce, Unknown	1
Foley, Escambia	1
Gainesville, Duval	1
Granada Hills, Broward	1
Guilford, Dade	1
Hailandale, Unknown	1
Conway, Leon	1
Coventry, Broward	1
Clermont, Volusia	1
Clewiston, Glades	1
Bridgeport, Dade	1
Bronx, Palm Beach	1
Cartersville, Unknown	1
Altoona, Marion	1
Anaheim, Unknown	1
Argyle, Walton	1
Athens, Duval	1
Bogota, Orange	1
Bradenton, Dade	1
Bradenton, Osceola	1
New Orleans, Palm Beach	1
Newark, Broward	1
Newburgh, Bay	1
Navarre, Dade	1
Old Town, Alachua	1
Ona, Manatee	1
Oooooo, Unknown	1

COVID-19: characteristics of 1,888,725 Florida resident cases

Data through Mar 2, 2021 verified as of Mar 3, 2021 at 09:25 AM

Data in this report are provisional and subject to change.

The table below includes the cities and counties of residence for cases in Florida residents based on the patient's ZIP Code. Note that city is not always received as part of the initial notification and may be missing while the case is being investigated.

City and county	Cases
Orange Park , Duval	1
North Pole, Seminole	1
North Port, Lee	1
Orlando, Columbia	1
Orlando, Indian River	1
Orlando, Sarasota	1
Ocoee, Osceola	1
Okeechobee, Broward	1
Orem, Broward	1
Plantation, Orange	1
Pompano Beach, Martin	1
Parker, Dade	1
Parker, Leon	1
Peoria, Unknown	1
Palm Coast, Alachua	1
Palm Coast, Polk	1
Ormond Beach, Unknown	1
Oviedo, Brevard	1
Pacifica, Dade	1
Saint Petersburg, St. Lucie	1
Sandford, Seminole	1
Rye, Duval	1
Rex, Duval	1
Port Everglades, Broward	1
Zolfo Springs, Polk	1
Winter Park, Broward	1
Winter Park, Indian River	1
Winter Park, Lee	1
Westbrook, Dade	1
Wichita, Volusia	1
Washington, Unknown	1
Venice, Unknown	1
Vernon, Unknown	1
Winder Garden, Orange	1
Windermere, Leon	1
Windermere, Osceola	1
Windermere, Seminole	1
Winter Garden, Broward	1
Wells, Polk	1
Winter Garden, Pinellas	1
Tulsa, Orange	1
Tiffin, Highlands	1
Sun City Center, Hardee	1
Sunny Isles Beach, Broward	1
Tallahassee, Duval	1
Tallahassee, Unknown	1
Tampa, Palm Beach	1
Tavares, Marion	1
Saint Cloud, Unknown	1
Saint Johns, Unknown	1
Sarasota, Flagler	1
Saxis, Lee	1
Sebring, Lee	1
Shelton, Manatee	1
Spring Hill , Hernando	1
Spring Hill, Dade	1
Starke, Clay	1
Stone Mountain, Palm Beach	1
Panama City, Walton	1

COVID-19: characteristics of 1,888,725 Florida resident cases

Data through Mar 2, 2021 verified as of Mar 3, 2021 at 09:25 AM

Data in this report are provisional and subject to change.

The table below includes the cities and counties of residence for cases in Florida residents based on the patient's ZIP Code. Note that city is not always received as part of the initial notification and may be missing while the case is being investigated.

City and county	Cases
Perry, Leon	1
Perth Amboy, Monroe	1
Palm Coast, Duval	1
Opalocka, Dade	1
Orlando, Union	1
Ovido, Seminole	1
Oxford, Palm Beach	1
Oakland, Leon	1
Ocala, Alachua	1
Okeechobee, St. Lucie	1
New Richmond, Volusia	1
North Canton, Palm Beach	1
Rio Dell, Volusia	1
Rochelle, Volusia	1
Port Orange, Unknown	1
Port Saint Lucie, Orange	1
Princeton, Alachua	1
Provincetown, Collier	1
Shannon, Collier	1
Soldotna, Broward	1
Saint Cloud, Lee	1
Saint Johns, Orange	1
San Antonio, Sarasota	1
San Antonio, Unknown	1
Sanford, Volusia	1
Tangerine, Seminole	1
Tewksbury, Orange	1
South Burlington, Orange	1
Spring Park, Alachua	1
Steinhatchee, Madison	1
Winter Park, Osceola	1
Wood River, Polk	1
Worcester, Palm Beach	1
Winter Park, Alachua	1
Wilmington, Broward	1
Wheaton, Lee	1
Wesley Chapel, Alachua	1
Virginia Beach, Hernando	1
Waco, Broward	1
Washington, Broward	1
Umatilla, Alachua	1
University Of Central Florida, Monroe	1
Toms River, Dade	1
Gainesville, Baker	1
Gilmer, Dade	1
Grassy Key, Monroe	1
Haverford, Hillsborough	1
Herrin, Orange	1
Jupiter, Unknown	1
Kingsland, Duval	1
Kissimmee, Brevard	1
Jacksonville, Manatee	1
Jamaica, Broward	1
Jersey City, Polk	1
Los Angeles, Palm Beach	1
Marianna, Calhoun	1
Miami, Collier	1
Miami, St. Lucie	1
Marshall, Palm Beach	1

COVID-19: characteristics of 1,888,725 Florida resident cases

Data through Mar 2, 2021 verified as of Mar 3, 2021 at 09:25 AM

Data in this report are provisional and subject to change.

The table below includes the cities and counties of residence for cases in Florida residents based on the patient's ZIP Code. Note that city is not always received as part of the initial notification and may be missing while the case is being investigated.

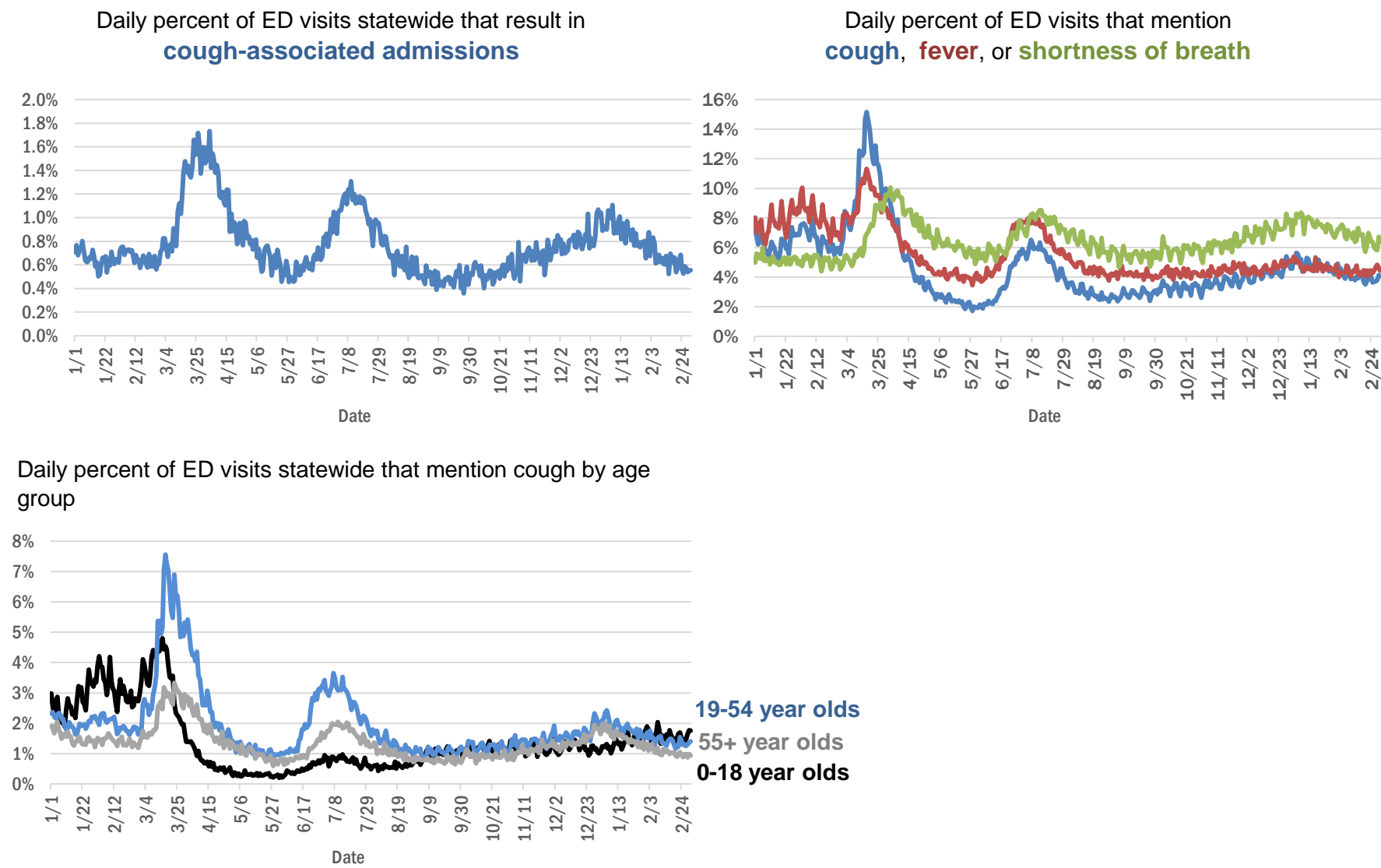
City and county	Cases
Melrose, Alachua	1
Miamf, Dade	1
Miami G, Dade	1
Lemoyne, Manatee	1
Lawrence Township, Palm Beach	1
Lyndhurst, Broward	1
Magnolia Square, Osceola	1
Maitland, Alachua	1
Lake Placid, Alachua	1
Lake Worth Beach, Broward	1
Lander, Citrus	1
Las Vegas, Orange	1
Bryant, Alachua	1
Bronx, Broward	1
Buffalo, Palm Beach	1
Carol Stream, Orange	1
Castleberry, Escambia	1
Charlotte, Pasco	1
Apo, Pasco	1
Apopka, Flagler	1
99, Unknown	1
Alanson, Bay	1
Aollywoss, Dade	1
Boca Raton, Unknown	1
Bohealia, Lee	1
Blowing Rock, Polk	1
Belleair, Hillsborough	1
Dorchester, Orange	1
Deland, Polk	1
Cumberland, Palm Beach	1
Dade City, Hillsborough	1
Estero, Collier	1
Fanning Springs, Levy	1
Clear Brook, Lee	1
Crestview, Holmes	1
Columbus, Brevard	1
Cookeville, Seminole	1
Dallas, Lee	1
De Leon Springs, Putnam	1
Dearborn, Lee	1
Total	1,888,725

COVID-19: additional surveillance information

Data through Mar 2, 2021 verified as of Mar 3, 2021 at 09:25 AM

Data in this report are provisional and subject to change.

Statewide emergency department (ED) chief complaint and admission data



The Electronic Surveillance System for the Early Notification of Community-Based Epidemics (ESSENCE-FL) includes chief complaint data from 211 of 211 Florida EDs. Data are transmitted electronically to ESSENCE-FL daily or hourly.

COVID-19: testing by laboratory

Data through Mar 2, 2021 verified as of Mar 3, 2021 at 09:25 AM

Data in this report are provisional and subject to change.

The numbers in the table below represent the number of Florida and non-Florida residents for whom test results were received by the Department of Health. A person can be tested by more than one laboratory and can have both positive and negative results. **Therefore, the sum of the numbers in each column will be larger than the total number of people tested.**

Reporting lab	Inconclusive	Negative	Positive	Percent positive	Total
LABORATORY CORPORATION OF AMERICA	2,505	1,570,776	214,899	12%	1,788,180
CURATIVE LABS	14,062	1,491,976	225,880	13%	1,731,918
QUEST DIAGNOSTICS	11,645	1,339,540	197,978	13%	1,549,163
BIO REFERENCE LABORATORIES, INC	7,564	914,031	175,894	16%	1,097,489
HELIX	8,277	604,788	106,537	15%	719,602
REALTOX LABS LLC	6,309	582,821	95,772	14%	684,902
NOMI_HEALTH	2,391	401,201	56,638	12%	460,230
GENETWORX	661	390,597	32,960	8%	424,218
RCA LABORATORY SERVICES, LLC		380,681	41,035	10%	421,716
CDR MAGUIRE - HEALTH CARE CENTER		338,623	51,538	13%	390,161
IMPACT HEALTH BIOMETRIC TESTING, INC	1,023	213,815	25,066	10%	239,904
EAST FLORIDA STATE COLLEGE - BREVARD		212,886	26,986	11%	239,872
BPHL-JACKSONVILLE	18	179,035	31,432	15%	210,485
PWNHEALTH	1,403	180,168	24,916	12%	206,487
NOMI HEALTH LAB SERVICES		172,672	19,871	10%	192,543
PALM BEACH BALLPARK		161,267	16,590	9%	177,857
ADVENTHEALTH LAB	99	154,322	20,104	12%	174,525
CB SMITH PARK		150,116	18,793	11%	168,909
MAKO GENOMICS	7,578	136,157	24,898	15%	168,633
FULGENT DIAGNOSTICS LABORATORY	3,037	141,615	15,817	10%	160,469
BPHL-MIAMI	225	134,619	22,729	14%	157,573
MAYO CLINIC LABORATORIES	334	136,385	17,322	11%	154,041
ELABNETWORK	1,059	137,676	11,758	8%	150,493
BAYCARE LABORATORIES LLC	579	127,277	11,167	8%	139,023
MEMORIAL REGIONAL HOSPITAL SOUTH	25	111,008	22,834	17%	133,867
ASCENSION SACRED HEART HOSPITAL - PENSACOLA	2	111,618	17,668	14%	129,288
NORTHWEST LABORATORY	246	121,064	6,474	5%	127,784
ORLANDO HEALTH SYSTEM	681	112,582	11,769	9%	125,032
BIOCOLLECTIONS WORLDWIDE, INC	735	108,277	13,349	11%	122,361
ADVENT HEALTH LAB	112	101,259	13,956	12%	115,327
MEDICAL DIAGNOSTIC LABORATORIES	974	98,540	14,211	12%	113,725
AKESOGEN		88,526	17,132	16%	105,658
UF HEALTH MEDICAL LAB	33	95,424	8,940	9%	104,397
TESTING MATTERS INC	612	88,476	15,275	15%	104,363
BPHL-TAMPA (SPECTRUM BLVD)	45	87,882	16,240	16%	104,167
AEGIS SCIENCES CORPORATION	867	84,135	14,813	15%	99,815
TAMPA GENERAL HOSPITAL	4	89,087	8,572	9%	97,663
KORVALABS, INC	1,285	91,488	4,699	5%	97,472
DIATHERIX LABORATORIES (VRL EUROFINS)		82,528	12,347	13%	94,875
SUNPATH MEDICAL DIAGNOSTICS LABORATORY	810	77,328	11,920	13%	90,058
BAPTIST HEALTH SOUTH FLORIDA	350	73,797	11,478	13%	85,625
ASCENSION ST VINCENT'S - RIVERSIDE	1	68,309	9,911	13%	78,221
JACKSON MEMORIAL HOSPITAL CLINICAL LAB	79	60,471	11,171	16%	71,721
SOUTH MIAMI HOSPITAL LAB	432	61,996	8,975	13%	71,403
LAKELAND REGIONAL MEDICAL CENTER	129	62,791	8,361	12%	71,281
AMERICAN HEALTH ASSOCIATES	9	58,761	5,138	8%	63,908
UF HEALTH SHANDS HOSPITAL	471	58,989	4,409	7%	63,869

COVID-19: testing by laboratory

Data through Mar 2, 2021 verified as of Mar 3, 2021 at 09:25 AM

Data in this report are provisional and subject to change.

The numbers in the table below represent the number of Florida and non-Florida residents for whom test results were received by the Department of Health. A person can be tested by more than one laboratory and can have both positive and negative results. **Therefore, the sum of the numbers in each column will be larger than the total number of people tested.**

Reporting lab	Inconclusive	Negative	Positive	Percent positive	Total
INGENIOUS PERSONALIZED MEDICINE	198	49,406	10,236	17%	59,840
AIT LABORATORIES		51,817	6,319	11%	58,136
ARUP LABORATORIES	16	50,064	2,922	6%	53,002
BAPTIST HEALTH - JACKSONVILLE	4	47,052	3,869	8%	50,925
APPLIED INGENUITY DIAGNOSTICS LLC		48,697	2,179	4%	50,876
GENESIS REFERENCE LABORATORIES		44,678	5,035	10%	49,713
TALLAHASSEE MEMORIAL HOSPITAL	237	42,917	5,426	11%	48,580
VIRACOR EUROFINs		35,535	9,813	22%	45,348
SARASOTA MEMORIAL HOSPITAL MAIN LAB	12	40,712	3,609	8%	44,333
BROWARD GENERAL MEDICAL CENTER-CLINICAL LAB	2	38,658	4,207	10%	42,867
ADVENTIST HEALTH SYSTEMS SUNBELT INC DBA		37,991	4,444	10%	42,435
FLORIDA HOSPITAL - TAMPA	37	37,966	3,232	8%	41,235
NICKLAUS CHILDREN'S HOSPITAL	67	36,109	5,003	12%	41,179
MILLENNIUM PHYSICIAN GROUP	17	34,049	6,596	16%	40,662
MINUTECLINIC LLC		33,846	5,894	15%	39,740
LEE HEALTH - CAPE CORAL HOSPITAL	3	33,442	5,508	14%	38,953
UNIVERSITY OF MIAMI HOSPITAL	132	34,582	3,586	9%	38,300
DWIC OF TAMPA BAY INC		33,729	4,142	11%	37,871
ORANGE COUNTY CONVENTION CENTER		33,330	3,699	10%	37,029
UF HEALTH JACKSONVILLE	50	32,788	3,868	11%	36,706
MIAMI DADE COUNTY		32,091	3,527	10%	35,618
ECCO LAB GROUP CO	507	30,399	4,595	13%	35,501
WALGREENS	35	29,331	5,422	16%	34,788
MEDFAST URGENT CARE CENTERS, LLC	20	29,719	4,529	13%	34,268
NORTH FLORIDA REGIONAL MEDICAL CENTER		27,875	3,382	11%	31,257
MOUNT SINAI MEDICAL CENTER	10	27,780	3,033	10%	30,823
ST JOSEPHS HOSPITAL LABORATORY	23	26,831	3,533	12%	30,387
BRANDON REGIONAL HOSPITAL		26,562	3,486	12%	30,048
JUPITER MEDICAL CENTER LAB	80	27,303	2,663	9%	30,046
STS LAB 2 LLC	6	27,865	1,440	5%	29,311
INTEGRATED REGIONAL LABORATORIES LLP	1	25,347	3,949	13%	29,297
JFK MEDICAL CENTER LAB	1	24,106	3,132	11%	27,239
PALMETTO GENERAL HOSPITAL LAB	3	22,369	4,548	17%	26,920
GENESIS MEDICAL LABORATORY	367	22,273	4,236	16%	26,876
WATSON CLINIC LLP		21,468	5,011	19%	26,479
NIGHT LITE PEDIATRIC CENTER LLC		23,653	2,643	10%	26,296
HOLY CROSS HOSPITAL CLINICAL LAB	1	23,219	2,212	9%	25,432
MALABAR MEDICAL WALK IN CLINIC	1	21,035	4,205	17%	25,241
HEALTHLINK DIAGNOSTIC LABORATORIES	289	22,105	2,334	9%	24,728
ACCESS DX LABORATORY	222	21,961	2,082	9%	24,265
AVENTUS BIO LABS	16	20,979	3,124	13%	24,119
MORTON PLANT HOSPITAL-ADLER INSTITUTE	26	20,489	2,457	11%	22,972
PANCARE OF FLORIDA INC		20,127	2,458	11%	22,585
STATLAB_MOBILE	1	20,247	2,046	9%	22,294

COVID-19: testing by laboratory

Data through Mar 2, 2021 verified as of Mar 3, 2021 at 09:25 AM

Data in this report are provisional and subject to change.

The numbers in the table below represent the number of Florida and non-Florida residents for whom test results were received by the Department of Health. A person can be tested by more than one laboratory and can have both positive and negative results. **Therefore, the sum of the numbers in each column will be larger than the total number of people tested.**

Reporting lab	Inconclusive	Negative	Positive	Percent positive	Total
LAB DIAGNOSTICS LLC	390	16,160	5,314	24%	21,864
NAPLES COMMUNITY HOSPITAL	72	19,478	2,019	9%	21,569
DRS CLACK SPENCER WHITE & MCCORMACK PA D/B/A		19,500	1,988	9%	21,488
SAINT MARY'S MEDICAL CENTER	24	18,693	2,197	11%	20,914
ADVENT HEALTH - DAYTONA BEACH	32	18,890	1,682	8%	20,604
PATIENTS FIRST LAKE ELLA MEDICAL CENTER PA		17,306	3,229	16%	20,535
EXACT SCIENCES LABORATORIES		18,177	2,306	11%	20,483
UNITED CLINICAL LABORATORY LLC	3	17,640	2,344	12%	19,987
CLEVELAND CLINIC HOSPITAL LAB	4	17,611	2,257	11%	19,872
INFINITY BIOLOGIX LLC	54	18,735	818	4%	19,607
CLEVELAND CLINIC TRADITION HOSPITAL		17,669	1,280	7%	18,949
BAYFRONT HEALTH - ST PETERSBURG	17	16,326	2,376	13%	18,719
OSCEOLA REGIONAL MEDICAL CENTER	1	15,793	2,264	13%	18,058
LEESBURG REGIONAL MEDICAL CENTER		15,668	2,178	12%	17,846
HEALTH CENTER AT SINAI RESIDENCES		16,930	506	3%	17,436
HOMESTEAD HOSPITAL CLINICAL LABORATORY	27	14,208	3,052	18%	17,287
BIOCERNA LABS	461	14,582	2,112	12%	17,155
MEMORIAL HOSPITAL JACKSONVILLE	8	14,296	2,708	16%	17,012
CLARITY LAB SOLUTIONS	93	14,581	1,802	11%	16,476
NORTHWEST MEDICAL CENTER	1	14,330	2,035	12%	16,366
WELLINGTON REGIONAL MED CTR LAB	6	14,468	1,795	11%	16,269
ORANGE PARK MEDICAL CENTER	9	13,528	2,604	16%	16,141
INDIAN RIVER PATHOLOGY LLC		14,784	1,249	8%	16,033
ACCESS MEDICAL LABORATORIES	4	8,069	7,642	49%	15,715
BETHESDA HOSPITAL EAST		14,155	1,456	9%	15,611
FULGENT DIAGNOSTICS	170	14,410	978	6%	15,558
OAK HILL HOSPITAL		13,800	1,748	11%	15,548
DELRAY MEDICAL CENTER LAB	3	13,877	1,614	10%	15,494
VISTA CLINICAL DIAGNOSTICS	481	13,211	1,723	11%	15,415
LAWNWOOD REGIONAL MEDICAL CENTER	1	12,971	2,112	14%	15,084
WEST KENDALL BAPTIST HOSPITAL	13	12,215	2,850	19%	15,078
MEMORIAL REGIONAL HOSPITAL CLINICAL LABORATORY	10	13,921	960	6%	14,891
PRIVA PATH LABS	76	13,684	945	6%	14,705
BAPTIST HEALTH - SOUTH		13,458	1,181	8%	14,639
BAPTIST HEALTHCARE - BAPTIST HOSPITAL	5	11,497	3,119	21%	14,621
INDIAN RIVER MEDICAL CENTER LAB		13,669	852	6%	14,521
LARGO MEDICAL CENTER		12,814	1,606	11%	14,420
LEE HEALTH - LEE MEMORIAL HOSPITAL		10,829	3,568	25%	14,397
THE HEALTHCARE DISTRICT OF PALM BEACH COUNTY	46	12,497	1,831	13%	14,374
UHEALTH CORAL GABLES/LENNAR MED CTR	34	13,376	898	6%	14,308
WINTER HAVEN HOSPITAL CLINICAL LABORATORY	4	12,078	2,201	15%	14,283
NONA SCIENTIFIC	5	10,931	3,126	22%	14,062
ADVENTHEALTH CENTRA CARE LAKE BUENA VISTA		12,447	1,586	11%	14,033
WEST FLORIDA HOSPITAL LAB	1	10,855	2,974	22%	13,830
CARDIOPATH	84	11,909	1,721	13%	13,714

COVID-19: testing by laboratory

Data through Mar 2, 2021 verified as of Mar 3, 2021 at 09:25 AM

Data in this report are provisional and subject to change.

The numbers in the table below represent the number of Florida and non-Florida residents for whom test results were received by the Department of Health. A person can be tested by more than one laboratory and can have both positive and negative results. **Therefore, the sum of the numbers in each column will be larger than the total number of people tested.**

Reporting lab	Inconclusive	Negative	Positive	Percent positive	Total
MEDICAL CENTER OF TRINITY CLINICAL LABORATORY	2	12,030	1,409	10%	13,441
PALMS WEST HOSPITAL LAB	2	11,439	1,861	14%	13,302
MOLECULAR INFECTIOUS DISEASES	468	12,346	417	3%	13,231
GOOD SAMARITAN MEDICAL CENTER LAB	2	11,418	1,708	13%	13,128
WESTSIDE REGIONAL MED CTR	2	11,154	1,921	15%	13,077
NEMOURS CHILDRENS HOSPITAL	1	12,262	739	6%	13,002
MEDRITE MEDICAL CARE, PC	6,132	6,240	583	5%	12,955
MERCY HOSPITAL A CAMPUS OF PLANTATION GEN HOSP LAB	1	10,868	2,011	16%	12,880
REGIONAL MEDCIAL CENTER BAYONET POINT	2	11,635	1,014	8%	12,651
GULF COAST MEDICAL CENTER MICROLAB		9,844	2,717	22%	12,561
ST ANTHONY'S HOSPITAL LAB	30	10,993	1,511	12%	12,534
THE VILLAGES REGIONAL HOSPITAL		11,138	1,289	10%	12,427
LAKE CITY HM		11,147	988	8%	12,135
BINAXNOW	9	9,173	2,844	24%	12,026
CAPITAL REGIONAL MEDICAL CTR		9,637	2,346	20%	11,983
FLORIDA HOSPITAL WATERMAN LABORATORY	70	10,997	862	7%	11,929
AVENTURA HOSPITAL LAB		9,647	2,249	19%	11,896
CORAL GABLES HOSPITAL CLINICAL LABORATORY		9,990	1,861	16%	11,851
PWN HEALTH	17	9,735	2,071	18%	11,823
HALIFAX MEDICAL CENTER LAB	37	10,017	1,730	15%	11,784
ST MARKS HOSPITAL LABORATORY B	78	10,627	1,002	9%	11,707
GENOVA DIAGNOSTICS LABORATORY	61	10,599	1,030	9%	11,690
BLAKE MEDICAL CENTER		10,219	1,458	12%	11,677
WEST BOCA MEDICAL CENTER LAB		10,785	873	7%	11,658
ST JOSEPHS HOSPITAL	18	10,034	1,544	13%	11,596
FLORIDA LABORATORY ANALYSIS		10,071	1,473	13%	11,544
BAPTIST HEALTH SOUTH FLORIDA - WEST KENDALL URGENT CARE		9,662	1,868	16%	11,530
LEE HEALTH - HEALTH PARK MEDICAL CENTER		9,603	1,834	16%	11,437
MANATEE MEMORIAL HOSPITAL		10,429	992	9%	11,421
PATHNOSTICS	41	8,913	2,361	21%	11,315
COAST DIAGNOSTICS LLC	45	9,945	1,217	11%	11,207
PALM BEACH GARDENS MEDICAL CTR LAB		10,057	1,105	10%	11,162
LARKIN COMMUNITY HOSPITAL	10	9,654	1,465	13%	11,129
MEASE COUNTRYSIDE LAB	14	9,651	1,187	11%	10,852
PRECISION HEALTH RESOURCES LLC		10,141	666	6%	10,807
LAKE CITY MEDICAL CENTER		8,496	2,177	20%	10,673
VIKOR SCIENTIFIC	49	8,809	1,792	17%	10,650
FLORIDA HOSPITAL HEARTLAND MED CTR CLINICAL LAB	33	9,197	1,374	13%	10,604
NATIONWIDE LABORATORY SERVICES INC	358	8,880	1,359	13%	10,597
AMELIA EARHART		9,007	1,506	14%	10,513
LARKIN COMMUNITY HOSPITAL INC DBA CARDIOTROPIC		6,819	3,620	35%	10,439
PLANTATION GENERAL HOSPITAL		8,737	1,610	16%	10,347
ADVENT HEALTH - WESLEY CHAPEL	14	9,300	972	9%	10,286
SYNERGY DIAGNOSTIC LABORATORY	93	8,986	1,119	11%	10,198
LABS ASAP LLC		9,151	1,009	10%	10,160
EXPRESS GENE MOLECULAR DIAGNOSTICS LABORATORY		8,686	1,407	14%	10,093
FLORIDA MEDICAL CENTER - A CAMPUS OF NORTH SHORE	2	8,815	1,220	12%	10,037

COVID-19: testing by laboratory

Data through Mar 2, 2021 verified as of Mar 3, 2021 at 09:25 AM

Data in this report are provisional and subject to change.

The numbers in the table below represent the number of Florida and non-Florida residents for whom test results were received by the Department of Health. A person can be tested by more than one laboratory and can have both positive and negative results. **Therefore, the sum of the numbers in each column will be larger than the total number of people tested.**

Reporting lab	Inconclusive	Negative	Positive	Percent positive	Total
DOCTORS HOSPITAL	7	8,343	1,636	16%	9,986
AMERICAN FAMILY CARE		5,596	4,324	44%	9,920
CENTRAL FLORIDA REGIONAL HOSPITAL		8,857	1,032	10%	9,889
LEON MEDICAL CENTERS LLC		7,782	2,090	21%	9,872
SARKIS CLINICAL TRIALS	25	8,584	1,252	13%	9,861
SRQ DRIVE THROUGH☐		8,944	905	9%	9,849
NORTHSIDE HOSPITAL AND HEART INSTITUTE		8,745	988	10%	9,733
AVECINA	20	8,995	699	7%	9,714
LABSTAT LLC	3	9,230	436	5%	9,669
P4 CLINICAL, LLC	202	8,484	956	10%	9,642
PALM BEACH BALL PARK		8,605	1,015	11%	9,620
AVECINA MEDICAL	4	6,202	3,401	35%	9,607
CORAL SPRINGS MED CTR		8,624	938	10%	9,562
NCF DIAGNOSTICS & DNA TECHNOLOGIES LAB	157	8,776	496	5%	9,429
BOSTON HEART DIAGNOSTICS CORP		8,217	1,198	13%	9,415
ADVENTHEALTH CENTRA CARE WATERFORD LAKES		7,869	1,531	16%	9,400
FLORIDA HOSPITAL DELAND	10	8,189	1,185	13%	9,384
CernerELR_Advent		8,013	1,248	13%	9,261
BAPTIST HEALTH SOUTH FLORIDA - COUNTRY WALK URGENT CARE		7,434	1,551	17%	8,985
CERNERELR_BAYCARE	43	8,320	616	7%	8,979
INFORM DIAGNOSTICS, INC		8,372	498	6%	8,870
WEST PALM HOSPITAL LAB		8,168	702	8%	8,870
OCALA REGIONAL MEDICAL CENTER		7,635	1,171	13%	8,806
FLORIDA HOSPITAL FLAGLER	29	7,927	788	9%	8,744
MEDARBOR DIAGNOSTICS	1	7,612	1,112	13%	8,725
BROWARD HEALTH NORTH CLINICAL LABORATORY		7,720	994	11%	8,714
ADVENTHEALTH CENTRA CARE ST CLOUD	1	7,475	1,190	14%	8,666
NORTH SHORE MEDICAL CENTER		7,164	1,466	17%	8,630
FLORIDA HOSPITAL ZEPHYRHILLS	10	7,609	932	11%	8,551
LEE HEALTH - GULF COAST MEDICAL CENTER	2	6,796	1,709	20%	8,507
HEALTHQUEST ESOTERICS		7,071	1,390	16%	8,461
INFINITY BIOLOGIX LLC (GINKO BIOWORKS)	30	8,168	247	3%	8,445
FLORIDA HOSPITAL OF CARROLLWOOD	23	7,205	1,172	14%	8,400
AVECINA MEDICAL OAKLEAF	3	6,977	1,330	16%	8,310
SYNERGY LABORATORIES	29	7,193	1,078	13%	8,300
CERNERELR_BAPTISTMIAMI	31	7,313	862	11%	8,206
ALL CHILDREN'S HOSPITAL		7,507	555	7%	8,062
CLEVELAND CLINIC MARTIN SOUTH HOSPITAL	1	7,161	886	11%	8,048
SOUTH BAY HOSPITAL CLINICAL LAB	1	7,178	867	11%	8,046
H LEE MOFFITT CANCER CENTER LABORATORY	1	7,795	219	3%	8,015
BAPTIST HEALTH - BEACHES		7,342	640	8%	7,982
SANTA ROSA MEDICAL CENTER		6,547	1,406	18%	7,953
BAPTIST HEALTH SOUTH FLORIDA - MIAMI LAKES URGENT CARE		6,159	1,670	21%	7,829
BAYCARE COMMUNITY HEALTH		7,605	189	2%	7,794
MEMORIAL HOSPITAL WEST LABORATORY SERVICES	14	7,039	705	9%	7,758
POINCIANA MEDICAL CENTER		6,057	1,692	22%	7,749
KD MEDICAL CHOICE LLC	5	6,903	723	9%	7,631

COVID-19: testing by laboratory

Data through Mar 2, 2021 verified as of Mar 3, 2021 at 09:25 AM

Data in this report are provisional and subject to change.

The numbers in the table below represent the number of Florida and non-Florida residents for whom test results were received by the Department of Health. A person can be tested by more than one laboratory and can have both positive and negative results. **Therefore, the sum of the numbers in each column will be larger than the total number of people tested.**

Reporting lab	Inconclusive	Negative	Positive	Percent positive	Total
ISPM LABS, LLC DBA CAPSTONE DIAGNOSTICS, LLC		7,228	382	5%	7,610
ANNE BATES LEACH EYE HOSPITAL/ ABLEH MICROBIOLOGY LABORATORY	9	7,475	106	1%	7,590
NCH NORTH NAPLES HOSPITAL LAB	15	6,733	830	11%	7,578
GENE BY GENE, GENOMICS RESEARCH CENTER LAB	44	7,070	427	6%	7,541
MEMORIAL HOSPITAL MICRO		6,998	502	7%	7,500
CLEVELAND CLINIC MARTIN NORTH HOSPITAL		6,617	857	11%	7,474
WEST MARION COMMUNITY HOSPITAL LAB		6,184	1,266	17%	7,450
ADVENTHEALTH CENTRA CARE CLERMONT		6,277	1,021	14%	7,298
ST LUCIE MEDICAL CENTER		5,867	1,413	19%	7,280
ARCPOINT LABS OF FORT MYERS	4	6,364	885	12%	7,253
MORTON PLANT-MEASE	5	6,536	678	9%	7,219
LAKEWOOD RANCH MEDICAL CENTER		6,616	574	8%	7,190
ADVENTHEALTH CENTRA CARE UNIVERSITY	1	6,372	810	11%	7,183
FLORIDA HOSPITAL FISH MEMORIAL	19	6,052	1,062	15%	7,133
ADVENTHEALTH CENTRA CARE WINTER PARK		6,387	706	10%	7,093
ADVENTHEALTH CENTRA CARE WINTER GARDEN	1	6,298	780	11%	7,079
BAPTIST HEALTH SOUTH FLORIDA - WESTCHESTER URGENT CARE		5,617	1,233	18%	6,850
LUMINUS DIAGNOSTICS		6,271	553	8%	6,824
MIAMI BEACH CONVENTION CENTER		6,447	303	4%	6,750
ADVENTHEALTH CENTRA CARE LAKE LAND	1	5,846	888	13%	6,735
FLORIDA HOSPITAL OCALA		5,812	904	13%	6,716
AVERO DIAGNOSTICS - IRVING	11	6,161	469	7%	6,641
HIALEAH HOSPITAL	4	5,150	1,472	22%	6,626
ADVENTHEALTH CENTRA CARE DR PHILLIPS		5,975	616	9%	6,591
VISTA CLINICAL	8	3,870	2,710	41%	6,588
ADVENTHEALTH CENTRA CARE LEE ROAD		5,879	674	10%	6,553
BAPTIST HEALTH SOUTH FLORIDA - DORAL URGENT CARE		5,237	1,299	20%	6,536
MEDEXPRESS URGENT CARE	2	4,447	2,082	32%	6,531
INDIAN RIVER MEDICAL CENTER		5,644	868	13%	6,512
OVIEDO MEDICAL CENTER		5,718	657	10%	6,375
UNKNOWN	3	3,358	2,987	47%	6,348
NCH DOWNTOWN NAPLES HOSPITAL	14	5,710	600	9%	6,324
HOLIDAY CVS LLC		6,026	283	4%	6,309
BAPTIST HEALTH - NASSAU		5,956	342	5%	6,298
EMERALD COAST URGENT CARE		4,821	1,448	23%	6,269
ADVENTHEALTH CENTRA CARE HUNTERS CREEK	3	5,381	847	14%	6,231
ATLANTIS URGENT CARE	1	4,651	1,574	25%	6,226
BAYFRONT HEALTH - PORT CHARLOTTE		5,728	496	8%	6,224
ST JOSEPHS NORTH HOSPITAL LAB	7	5,312	872	14%	6,191
IMPERIAL POINT MEDICAL CENTER		5,645	536	9%	6,181
COMMUNITY HEALTH CENTERS OF PINELLAS INC		4,927	1,225	20%	6,152
ADVENTHEALTH CENTRA CARE SANFORD		5,379	698	11%	6,077
SOLARIS DIAGNOSTICS	10	5,489	569	9%	6,068
ADVENTHEALTH CENTRA CARE MOUNT DORA		5,042	964	16%	6,006
MEDEXPRESS URGENT CARE OF BOYNTON BEACH LLC		5,575	424	7%	5,999
ST PETERSBURG GENERAL HOSPITAL		5,063	925	15%	5,988
ADVENTHEALTH CENTRA CARE LAKE MARY	2	5,212	768	13%	5,982

COVID-19: testing by laboratory

Data through Mar 2, 2021 verified as of Mar 3, 2021 at 09:25 AM

Data in this report are provisional and subject to change.

The numbers in the table below represent the number of Florida and non-Florida residents for whom test results were received by the Department of Health. A person can be tested by more than one laboratory and can have both positive and negative results. **Therefore, the sum of the numbers in each column will be larger than the total number of people tested.**

Reporting lab	Inconclusive	Negative	Positive	Percent positive	Total
FORT WALTON BEACH MEDICAL CENTER		5,079	879	15%	5,958
BAYFRONT HEALTH - VENICE REGIONAL MEDICAL	1	5,374	537	9%	5,912
ADVENTHEALTH CENTRA CARE KISSIMMEE		5,297	607	10%	5,904
ADVENTHEALTH CENTRA CARE APOPKA	1	5,018	804	14%	5,823
NCH NORTH NAPLES HOSPITAL	6	5,113	644	11%	5,763
CLINICAL REFERENCE LABORATORY	2	5,438	289	5%	5,729
SUNCOAST PATHOLOGY ASSOCIATES		5,206	499	9%	5,705
ADVENTIST HEALTH SYSTEMS, SUNBELT INC		4,957	695	12%	5,652
MEDEXPRESS URGENT CARE HUDSON		4,855	759	14%	5,614
EMPIRE CITY LABORATORIES INC	64	4,769	777	14%	5,610
BAPTIST HEALTH SOUTH FLORIDA - PEMBROKE PINES URGENT CARE		4,677	930	17%	5,607
FLORIDA HOSPITAL NORTH PINELLAS	11	5,133	458	8%	5,602
PARAMOUNT URGENT CARE		2,811	2,706	49%	5,517
ADVENTHEALTH CENTRA CARE ALTAMONTE		4,826	684	12%	5,510
TROPICANA FIELD - LOT 2	19	4,936	487	9%	5,442
NORTHWEST FLORIDA COMMUNITY HOSPITAL	39	3,983	1,409	26%	5,431
SOUTH FLORIDA BAPTIST HOSPITAL MICRO	4	4,531	883	16%	5,418
SUNRISE MEDICAL LABORATORIES	2	5,039	373	7%	5,414
EGLIN AIR FORCE BASE	13	3,876	1,519	28%	5,408
ADVENTHEALTH EXPRESS CARE		4,429	974	18%	5,403
MICROGEN DX	4	4,622	685	13%	5,311
DOCTORS URGENT CARE LLC	1	4,312	982	19%	5,295
ANGEL KIDS PEDIATRICS		4,980	306	6%	5,286
MARTIN HOSPITAL SOUTH LAB		4,966	288	5%	5,254
PUTNAM COMMUNITY MEDICAL CENTER		4,520	676	13%	5,196
ADVENTHEALTH CENTRA CARE AZALEA PARK		4,445	743	14%	5,188
PRO CLINIC		4,103	1,050	20%	5,153
URGENT CARE OF THE PALM BEACHES		4,279	858	17%	5,137
AHCC WESLEY CHAPEL		4,565	549	11%	5,114
BAPTIST HEALTH SOUTH FLORIDA - CORAL SPRINGS URGENT CARE		4,395	714	14%	5,109
MEDICAL DNA LABS LLC	3	4,648	452	9%	5,103
DYNIX DIAGNOSTIX		4,633	453	9%	5,086
TRINITY SPRINGS		4,356	729	14%	5,085
ADVENTHEALTH CENTRA CARE OVIEDO		4,329	699	14%	5,028
ACUTIS DIAGNOSTICS	17	3,967	991	20%	4,975
COASTAL MED URGENT CARE		3,483	1,477	30%	4,960
QDX PATHOLOGY SERVICES	2	4,574	370	7%	4,946
LEE HEALTH CONVENIENT CARE - PAGE FIELD		4,334	603	12%	4,937
ESCAMBIA COMMUNITY CLINICS INC	8	3,678	1,235	25%	4,921
UNIVERSITY HOSPITAL AND MEDICAL CENTER		3,725	1,168	24%	4,893
URGENT CARE CURE	2	4,160	686	14%	4,848
BAPTIST HEALTH - NORTH		3,789	1,052	22%	4,841
FLORIDA COMMUNITY HEALTH CENTER		3,789	1,025	21%	4,814
DOCTORS URGENT CARE OF LUTZ LLC	1	3,854	943	20%	4,798
ADVENTHEALTH CENTRA CARE LONGWOOD		4,235	561	12%	4,796
HEALTH FIRST ADVENTHEALTH CENTRA CARE - TITUSVILLE		4,072	722	15%	4,794
FLORIDA FAMILY LABORATORY, INC DBA	38	4,350	401	8%	4,789

COVID-19: testing by laboratory

Data through Mar 2, 2021 verified as of Mar 3, 2021 at 09:25 AM

Data in this report are provisional and subject to change.

The numbers in the table below represent the number of Florida and non-Florida residents for whom test results were received by the Department of Health. A person can be tested by more than one laboratory and can have both positive and negative results. **Therefore, the sum of the numbers in each column will be larger than the total number of people tested.**

Reporting lab	Inconclusive	Negative	Positive	Percent positive	Total
MINUTECLINIC		4,111	656	14%	4,767
ADVENT HEALTH - HEART OF FLORIDA ER	1	4,089	667	14%	4,757
MINUTECLINIC LLC #3703		3,916	828	17%	4,744
ADVENTHEALTH CENTRA CARE SOUTH ORANGE		4,054	669	14%	4,723
ADVENTHEALTH CENTRA CARE ORANGE LAKE		4,186	534	11%	4,720
PALMS OF PASADENA HOSPITAL		4,205	515	11%	4,720
MEDEXPRESS URGENT CARE - ESTERO		4,192	476	10%	4,668
ADVENTHEALTH CENTRA CARE PORT ORANGE		3,903	747	16%	4,650
BAPTIST HEALTH SOUTH FLORIDA - TAMiami TRAIL URGENT CARE		3,748	901	19%	4,649
THE CENTER FOR URGENT CARE	3	3,845	772	17%	4,620
MEDEXPRESS URGENT CARE - ROYAL PALM BEACH		4,129	479	10%	4,608
NIGHT LITE PEDIATRICS	4	3,341	1,254	27%	4,599
PEDIATRIC HEALTH CARE ALLIANCE PA		4,207	381	8%	4,588
DOCTORS HOSPITAL OF SARASOTA CLINICAL LABORATORY		3,989	590	13%	4,579
BAPTIST HEALTH SOUTH FLORIDA - KENDALE LAKES URGENT CARE		3,681	895	20%	4,576
WESTCHESTER HOSPITAL	23	3,660	863	19%	4,546
ADVENTHEALTH CENTRA CARE SAND LAKE		4,049	456	10%	4,505
HEALTH FIRST ADVENTHEALTH CENTRA CARE GATEWAY	1	4,049	452	10%	4,502
BAPTIST HEALTH SOUTH FLORIDA - CORAL GABLES (UNIVERSITY) URGENT CARE		3,891	611	14%	4,502
MOFFITT CANCER CENTER	6	4,398	97	2%	4,501
MEDEXPRESS URGENT CARE - GOLDEN GATE		3,979	497	11%	4,476
ADVENTHEALTH CENTRA CARE LEESBURG		3,647	826	18%	4,473
MEDEXPRESS URGENT CARE PALM BEACH GARDENS		4,078	378	8%	4,456
RAULERSON HOSPITAL		3,680	768	17%	4,448
TALLAHASSEE PRIMARY CARE ASSOCIATES		3,866	559	13%	4,425
MEASE DUNEDIN HOSPITAL	5	3,969	448	10%	4,422
BAPTIST HEALTH SOUTH FLORIDA - PINECREST URGENT CARE		3,788	595	14%	4,383
LABORATORY OF FLORIDA LLC	40	3,974	314	7%	4,328
BAPTIST HEALTH SOUTH FLORIDA - CORAL GABLES URGENT CARE		3,610	718	17%	4,328
PARAMOUNT URGENT CARE - WINDERMERE		2,786	1,448	34%	4,234
MEDCOMP SCIENCES LLC	79	2,324	1,825	43%	4,228
BAPTIST HEALTH SOUTH FLORIDA - PALMETTO BAY URGENT CARE		3,525	679	16%	4,204
PALMS MEDICAL GROUP	5	2,966	1,227	29%	4,198
BAYFRONT HEALTH - SEVEN RIVERS		3,761	350	9%	4,111
BETHESDA HOSPITAL WEST		3,685	425	10%	4,110
MEDEXPRESS URGENT CARE - LAKELAND		3,619	486	12%	4,105
SPORTS DRUG TESTING LABORATORY	64	3,909	123	3%	4,096
ASCENSION SACRED HEART - EMERALD COAST		3,381	705	17%	4,086
GENESIS DIAGNOSTICS		3,819	241	6%	4,060
NIGHT LITE PEDIATRICS URGENT CARE	1	3,414	638	16%	4,053
VENTURE MEDICAL OF FLORIDA LLC		3,696	306	8%	4,002
PHYSICIANS REGIONAL MEDICAL CENTER - PINE RIDGE RD	1	3,265	736	18%	4,002
BAYA PHARMACY & URGENT CARE		2,921	1,071	27%	3,992
PREMIER URGENT CARE OF BREVARD LLC	3	3,477	505	13%	3,985
US BIOTEK LABORATORIES	14	3,603	363	9%	3,980
TWIN CITIES HOSPITAL	1	3,443	494	13%	3,938
MEMORIAL HOSPITAL- MIRAMAR	12	3,609	299	8%	3,920

COVID-19: testing by laboratory

Data through Mar 2, 2021 verified as of Mar 3, 2021 at 09:25 AM

Data in this report are provisional and subject to change.

The numbers in the table below represent the number of Florida and non-Florida residents for whom test results were received by the Department of Health. A person can be tested by more than one laboratory and can have both positive and negative results. **Therefore, the sum of the numbers in each column will be larger than the total number of people tested.**

Reporting lab	Inconclusive	Negative	Positive	Percent positive	Total
MINUTECLINIC LLC #1067		3,357	492	13%	3,849
ADVENTHEALTH PROMPT CARE	2	2,742	1,082	28%	3,826
BAYFRONT HEALTH - BROOKSVILLE		3,370	455	12%	3,825
MINUTECLINIC LLC		3,276	538	14%	3,814
DOCTORS TEST CENTERS		3,364	433	11%	3,797
ADVENTHEALTH CENTRA CARE		3,375	418	11%	3,793
ADVENTHEALTH CENTRA CARE COLONIAL TOWN	2	3,352	393	10%	3,747
DESOTO MEMORIAL HOSPITAL	3	3,067	675	18%	3,745
MINUTECLINIC LLC #8396		3,125	536	15%	3,661
ACCU REFERENCE MEDICAL LAB	9	2,874	773	21%	3,656
ENGLEWOOD COMMUNITY HOSPITAL		3,319	336	9%	3,655
MINUTECLINIC LLC # 0709		3,107	526	14%	3,633
AMELIA URGENT CARE		2,057	1,571	43%	3,628
CLARITY LAB SOLUTIONS LLC		3,608	4	0%	3,612
BAYFRONT HEALTH - PUNTA GORDA		3,318	270	8%	3,588
SIPARADIGM LLC	52	3,282	244	7%	3,578
LAKESIDE MEDICAL CENTER		2,793	782	22%	3,575
BAPTIST HEALTH SOUTH FLORIDA - DAVIE URGENT CARE		2,944	618	17%	3,562
BAYFRONT HEALTH - SPRING HILL		3,094	302	9%	3,396
IMMOKALEE CHD		3,155	234	7%	3,389
MIDWAY SPECIALTY CARE CENTER DIAGNOSTICS	38	3,114	237	7%	3,389
MEDEXPRESS URGENT CARE CAPE CORAL		2,903	486	14%	3,389
BAPTIST HEALTH SOUTH FLORIDA - WESTON URGENT CARE		2,959	403	12%	3,362
ADVENTIST HEALTH SYSTEMS SUNBELT IN DBA		2,966	357	11%	3,323
ALTRU DIAGNOSTICS INC	2	3,152	158	5%	3,312
BARTOW REGIONAL MEDICAL CENTER	1	2,742	522	16%	3,265
PHARMCO RX	2	3,026	234	7%	3,262
HEALTH FIRST ADVENTHEALTH CENTRA CARE COCOA		2,922	306	9%	3,228
HIGHLANDS REGIONAL MEDICAL CENTER		2,494	723	22%	3,217
HOLMES REG MED CENTER CLINICAL LAB		2,751	441	14%	3,192
QUICK CARE MED PL	2	2,562	624	20%	3,188
BAPTIST HEALTH URGENT CARE AT SAWGRASS		2,643	519	16%	3,162
PRECISION HEALTH SOLUTIONS		2,971	169	5%	3,140
MINUTE CLINIC LLC		2,705	409	13%	3,114
BAPTIST HEALTH SOUTH FLORIDA - BRICKELL URGENT CARE		2,575	527	17%	3,102
MINUTECLINIC LLC #3631		2,609	465	15%	3,074
HOLIDAY CVS LLC DBA CVS PHARMACY #5154		2,979	82	3%	3,061
MC DIAGNOSTIC OF CONNECTICUT, PC #2220		2,611	433	14%	3,044
BRASHEAR'S VITAL CARE CORP		2,399	639	21%	3,038
MEDEXPRESS URGENT CARE LEHIGH ACRES		2,655	378	12%	3,033
MINUTECLINIC LLC 5852		2,572	446	15%	3,018
SELECT LABORATORIES - MARION COUNTY, FL LLC	5	2,704	305	10%	3,014
HEALTH FIRST ADVENTHEALTH CENTRA CARE MALABAR		2,710	297	10%	3,007
WALGREEN CO	2	2,657	334	11%	2,993
MEDEXPRESS URGENT CARE - DELAND		2,677	314	10%	2,991
PROHEALTH	3	1,393	1,541	52%	2,937
ADVENTHEALTH CENTRA CARE KIDS LAKE MARY		2,710	214	7%	2,924

COVID-19: testing by laboratory

Data through Mar 2, 2021 verified as of Mar 3, 2021 at 09:25 AM

Data in this report are provisional and subject to change.

The numbers in the table below represent the number of Florida and non-Florida residents for whom test results were received by the Department of Health. A person can be tested by more than one laboratory and can have both positive and negative results. **Therefore, the sum of the numbers in each column will be larger than the total number of people tested.**

Reporting lab	Inconclusive	Negative	Positive	Percent positive	Total
WELLINGTON REGIONAL MEDICAL CENTER		2,651	267	9%	2,918
MINUTECLINIC LLC #3463		2,446	472	16%	2,918
VETERANS AFFAIRS MEDICAL CENTER - ORLANDO	1	1,343	1,573	54%	2,917
STONE CLINICAL LABORATORIES		2,790	96	3%	2,886
WALGREENS ORLANDO	3	2,536	340	12%	2,879
ADVENT HEALTH CENTRA CARE -WINTER PARK KIDS URGENT CARE	4	2,623	251	9%	2,878
MINUTECLINIC LLC #5249		2,283	593	21%	2,876
PRIMEHEALTH URGENT CARE INC		2,471	404	14%	2,875
MEMORIAL HOSPITAL PEMBROKE	3	2,518	338	12%	2,859
VERILY LIFE SCIENCES		2,810	30	1%	2,840
BMCT Molecular Diagnostics Subsection		2,338	496	18%	2,834
MINUTECLINIC LLC #5253		2,341	480	17%	2,821
MEDONE PLLC		2,099	685	25%	2,784
ADVENT HEALTH - NEW SMYRNA		2,221	561	20%	2,782
CARENOW URGENT CARE		1,679	1,072	39%	2,751
BAPTIST HEALTH - CLAY		2,350	376	14%	2,726
ACCESS POINT HEALTHCARE URGENT & PRIMARY CARE	2	2,043	666	25%	2,711
MARINERS HOSPITAL		2,448	263	10%	2,711
CITRUS MEMORIAL HOSPITAL LABORATORY		2,248	458	17%	2,706
BAPTIST HEALTH EMERGENCY CENTER COUNTRY WALK	1	2,271	428	16%	2,700
NXGEN MDX LLC	4	2,399	294	11%	2,697
PARAMOUNT URGENT CARE INC		938	1,750	65%	2,688
GESSLER CLINIC	2	1,782	882	33%	2,666
MARION E FETHER MEDICAL CENTER, THE		2,438	217	8%	2,655
EMERALD COAST URGENT CARE, LLC	1	1,968	660	25%	2,629
MINUTECLINIC LLC #5190		2,188	440	17%	2,628
SCION LAB SERVICES LLC	24	2,402	195	7%	2,621
MEDEXPRESS URGENT CARE - VERO BEACH		2,270	342	13%	2,612
BAPTIST HEALTHCARE - GULF BREEZE HOSPITAL	3	2,151	450	17%	2,604
MINUTECLINIC LLC #4415		2,184	415	16%	2,599
SACRED HEART HEALTH SYSTEM, INC	1	1,745	853	33%	2,599
MINUTECLINIC LLC #5854		2,176	410	16%	2,586
PARAMOUNT URGENT CARE - ORLANDO		1,687	887	34%	2,574
ADVENT HEALTH - Ocala		2,124	447	17%	2,571
BLUE MED CONSULTANTS		2,452	103	4%	2,555
CELESTA MEDICAL SERVICES LLC DBA - AMERICAN RESEARCH LABS		2,322	227	9%	2,549
MEDEXPRESS FORT MYERS		2,229	313	12%	2,542
PARAMOUNT URGENT CARE - OVIEDO		1,718	800	32%	2,518
BAPTIST HEALTH - OAKLEAF		2,071	435	17%	2,506
MEDEXPRESS URGENT CARE CORAL SPRINGS		2,244	254	10%	2,498
EMERALD COAST URGENT CARE LLC		1,804	653	27%	2,457
LOWER KEYS MEDICAL CENTER		2,200	255	10%	2,455
COMMUNITY HEALTH NORTHWEST FLORIDA	4	1,856	549	23%	2,409
ADVENTHEALTH CENTRA CARE CONWAY		2,041	362	15%	2,403
BAPTIST HEALTH SOUTH FLORIDA - MIAMI BEACH URGENT CARE		2,057	345	14%	2,402
MINUTECLINIC LLC #3662		2,036	356	15%	2,392
MINUTECLINIC, LLC #4015		1,824	546	23%	2,370

COVID-19: testing by laboratory

Data through Mar 2, 2021 verified as of Mar 3, 2021 at 09:25 AM

Data in this report are provisional and subject to change.

The numbers in the table below represent the number of Florida and non-Florida residents for whom test results were received by the Department of Health. A person can be tested by more than one laboratory and can have both positive and negative results. **Therefore, the sum of the numbers in each column will be larger than the total number of people tested.**

Reporting lab	Inconclusive	Negative	Positive	Percent positive	Total
MEDEXPRESS URGENT CARE - CLEWISTON		1,973	384	16%	2,357
MINUTECLINIC LLC #7886		2,038	319	14%	2,357
PHYSICIANS STAT LAB	3	1,066	1,271	54%	2,340
MINUTECLINIC LLC #5214		1,990	326	14%	2,316
LEE HEALTH - COCONUT POINT CLINICAL LAB	2	1,872	433	19%	2,307
PHYSICIAN ASSOCIATES		2,068	237	10%	2,305
MINUTECLINIC LLC #7887		2,026	259	11%	2,285
MINUTECLINIC LLC #1771		1,913	363	16%	2,276
BAY MEDICAL CENTER SACRED HEART HEALTH SYSTEM		1,711	553	24%	2,264
MINUTECLINIC LLC # 0514		1,986	264	12%	2,250
MINUTECLINIC LLC # 3930		1,929	320	14%	2,249
MINUTECLINIC LLC #4458		1,825	415	19%	2,240
DONALD W ROBERTSON DO PA		1,740	495	22%	2,235
PHYSICIANS REGIONAL MEDICAL CENTER - COLLIER BLVD	1	1,526	707	32%	2,234
PRIMEHEALTH URGENT CARE	1	1,865	361	16%	2,227
AMELIA EXPRESS CARE LLC	10	1,889	308	14%	2,207
MINUTECLINIC LLC #3814		1,842	351	16%	2,193
MINUTECLINIC LLC #1055		1,757	436	20%	2,193
LEE DAVIS COMMUNITY RESOURCE CENTER		1,898	294	13%	2,192
DR G'S URGENT CARE		1,894	284	13%	2,178
FLORIDA MEDICAL CLINIC	3	999	1,155	54%	2,157
MINUTECLINIC LLC #7225		1,852	300	14%	2,152
PATIENTS FIRST - THOMASVILLE ROAD		1,886	254	12%	2,140
MINUTECLINIC LLC # 3686		1,835	302	14%	2,137
MEDEXPRESS URGENT CARE BOCA RATON		1,955	177	8%	2,132
MINUTECLINIC LLC #3003		1,686	441	21%	2,127
MINUTECLINIC LLC #3705		1,857	269	13%	2,126
TAMPA COMMUNITY HOSPITAL		1,785	317	15%	2,102
ASCENSION SACRED HEART - GULF		1,581	513	24%	2,094
MINUTECLINIC, LLC #3204		1,739	353	17%	2,092
ASSOCIATED PATHOLOGISTS, LLC	3	1,709	374	18%	2,086
MINUTECLINIC LLC #5069		1,719	360	17%	2,079
MINUTECLINIC LLC #7973		1,794	271	13%	2,065
MINUTECLINIC LLC #3291		1,797	259	13%	2,056
ADVENT HEALTH - DADE CITY		1,797	258	13%	2,055
BOND URGENT CARE LLC		1,517	523	26%	2,040
UNIVERSITY OF NORTH FLORIDA STUDENT HEALTH		1,967	66	3%	2,033
MINUTECLINIC LLC #3257		1,677	349	17%	2,026
INTELEX LABS, LLC		1,962	63	3%	2,025
WHOLE FAMILY HEALTH CENTER INC		1,667	342	17%	2,009
FLOWERS HOSPITAL		1,812	188	9%	2,000
AFC PHYSICIANS OF FLORIDA		1,491	489	25%	1,980
JUPITER MEDICAL CENTER URGENT CARE		1,510	466	24%	1,976
PARRISH MEDICAL CENTER	1	1,716	248	13%	1,965
MINUTECLINIC LLC # 7933		1,719	245	12%	1,964
MINUTECLINIC LLC #7173		1,721	240	12%	1,961
MINUTECLINIC, LLC (CLINIC 10699)		1,694	264	13%	1,958

COVID-19: testing by laboratory

Data through Mar 2, 2021 verified as of Mar 3, 2021 at 09:25 AM

Data in this report are provisional and subject to change.

The numbers in the table below represent the number of Florida and non-Florida residents for whom test results were received by the Department of Health. A person can be tested by more than one laboratory and can have both positive and negative results. **Therefore, the sum of the numbers in each column will be larger than the total number of people tested.**

Reporting lab	Inconclusive	Negative	Positive	Percent positive	Total
DOC SMILEY'S URGENT CARE		1,706	247	13%	1,953
MINUTECLINIC, LLC #5817		1,593	349	18%	1,942
CHARLES AIESI CONSULTING INC	8	1,711	222	11%	1,941
ADVENTHEALTH CENTRA CARE WINTER HAVEN	1	1,231	707	36%	1,939
KEYS AHEC SCHOOL MEDICAL CLINIC	13	1,808	116	6%	1,937
MINUTECLINIC LLC #3748		1,555	381	20%	1,936
GENUS3		1,849	72	4%	1,921
MINUTECLINIC LLC #5924		1,623	286	15%	1,909
BAYFRONTVENICEREGIONAL		1,815	83	4%	1,898
EMERGENCY PHYSICIANS MEDICAL CENTER		851	1,046	55%	1,897
JACKSON HOSPITAL CLINICAL LABORATORY		1,616	278	15%	1,894
MEDFAST URGENT CARE CENTERS LLC		564	1,325	70%	1,889
MINUTECLINIC LLC #4024		1,615	272	14%	1,887
MINUTECLINIC LLC #5216		1,618	267	14%	1,885
MEDIQUICK URGENT CARE CENTERS INC		1,357	525	28%	1,882
MINUTECLINIC LLC #3255		1,611	264	14%	1,875
MINUTECLINIC LLC #3654		1,548	319	17%	1,867
MINUTECLINIC LLC #4612		1,480	380	20%	1,860
MEDEXPRESS PORT CHARLOTTE		1,691	167	9%	1,858
NCHMD INC		1,546	302	16%	1,848
MINUTECLINIC LLC # 3579		1,561	268	15%	1,829
CAREFAST+	1	1,120	706	39%	1,827
MINUTECLINIC LLC #3648		1,474	348	19%	1,822
LAKE WALES MEDICAL CENTER INC		1,574	240	13%	1,814
PENSACOLA PEDIATRICS PA	1	1,646	167	9%	1,814
JOHNS HOPKINS ALL CHILDREN'S HOSPITAL		1,709	95	5%	1,804
NCH NORTHEAST	7	1,399	398	22%	1,804
MARTIN HEALTH SYSTEM - ST LUCIE WEST		1,632	168	9%	1,800
MINUTECLINIC LLC #3285		1,558	240	13%	1,798
PHYSICIANS PRIMARY CARE	2	1,561	225	13%	1,788
AFC PHYSICIANS OF FLORIDA PA		1,329	449	25%	1,778
MINUTECLINIC LLC #3635		1,536	228	13%	1,764
DOC SMILEYS URGENT CARE LLC		1,435	328	19%	1,763
MINI ER WATERFORD LAKES, THE		1,507	255	14%	1,762
EXACT SCIENCES LABORATORIES, LLC		1,575	186	11%	1,761
BARDMOOR LABORATORY	9	1,497	255	14%	1,761
HEALTH CARE DISTRICT OF PALM BEACH COUNTY	1	1,563	190	11%	1,754
MINUTECLINIC LLC #1807		1,467	273	16%	1,740
Community_Health		1,533	199	11%	1,732
MINUTECLINIC LLC #4201		1,517	211	12%	1,728
RIVER TOWN DIAGNOSTIC LLC		1,433	276	16%	1,709
JW PLASTIC SURGERY		1,449	244	14%	1,693
MINUTECLINIC LLC #1821		1,522	170	10%	1,692
IGENOMIX USA LLC	47	1,482	157	9%	1,686
NEIGHBORHOOD MEDICAL CENTER INC	17	1,481	178	11%	1,676
SPARROW HEALTHCARE	2	1,416	252	15%	1,670
NORTH SHORE LONG ISLAND JEWISH HEALTH	1	1,566	80	5%	1,647

COVID-19: testing by laboratory

Data through Mar 2, 2021 verified as of Mar 3, 2021 at 09:25 AM

Data in this report are provisional and subject to change.

The numbers in the table below represent the number of Florida and non-Florida residents for whom test results were received by the Department of Health. A person can be tested by more than one laboratory and can have both positive and negative results. **Therefore, the sum of the numbers in each column will be larger than the total number of people tested.**

Reporting lab	Inconclusive	Negative	Positive	Percent positive	Total
LITTLE PINE PEDIATRICS	1	1,376	267	16%	1,644
LABORATORY SPECIALISTS OF MICHIGAN		1,348	280	17%	1,628
MEDIPATH LLC		1,308	315	19%	1,623
MINUTECLINIC LLC #476		1,394	224	14%	1,618
GENESIS LABORATORY MANAGEMENT	14	1,368	228	14%	1,610
LABTECH DIAGNOSTIC		1,321	285	18%	1,606
ELLENTON URGENT CARE		1,361	234	15%	1,595
OPTEO LABORATORY		1,560	34	2%	1,594
MINUTECLINIC LLC #8381		1,356	221	14%	1,577
SHELL POINT NURSING PAVILION	1	1,499	71	5%	1,571
MELBOURNE MEDICAL LABORATORY☐	2	1,365	202	13%	1,569
OPTUM LABS LLC		1,402	164	10%	1,566
KETAMINE HEALTH CENTERS LLC		1,428	131	8%	1,559
BAPTIST HEALTH EMERGENCY CENTER AT WEST CORAL WAY		1,225	332	21%	1,557
BAYFRONT HEALTH - CITRUS HILLS		1,341	211	14%	1,552
MINUTECLINIC LLC #1350		1,333	218	14%	1,551
ASSURANCE SCIENTIFIC LABORATORIES	1	1,259	282	18%	1,542
MINUTECLINIC LLC #6007		1,314	208	14%	1,522
WHITE WILSON MEDICAL CENTER		192	1,309	87%	1,501
MINUTECLINIC LLC #3637		1,176	321	21%	1,497
FIU-HEALTH AUXILIARY LABORATORY	6	1,388	89	6%	1,483
BAPTIST HEALTH SOUTH FLORIDA - COUNTRY WALK URGENT CARE EXPRESS		1,258	223	15%	1,481
MINUTECLINIC, LLC # 4469		1,254	211	14%	1,465
ADVANCE MEDICAL OF NAPLES		326	1,124	78%	1,450
MINUTECLINIC LLC #3236		1,234	213	15%	1,447
UHEALTH DEERFIELD BEACH/UMSYLVESTER DEERFIELD BEACH LABORATORY	3	1,380	55	4%	1,438
MINUTECLINIC, LLC #3245		1,145	279	20%	1,424
PATIENTS CHOICE LABORATORIES		831	592	42%	1,423
BIOCERNA LLC	9	1,248	164	12%	1,421
ED FRASER MEMORIAL HOSPITAL		1,158	243	17%	1,401
GENOME LLC	2	1,289	106	8%	1,397
COASTAL LABORATORIES	1	1,104	286	21%	1,391
ARCPOINT LABS		848	541	39%	1,389
MINUTECLINIC LLC #1815		1,214	169	12%	1,383
MEDEXPRESS URGENT CARE - JAX ATLANTIC BLVD		1,171	199	15%	1,370
STEWART ROCKLEDGE HOSPITAL	1	1,143	220	16%	1,364
BAPTIST HEALTH SOUTH FLORIDA - KEY BISCANE URGENT CARE EXPRESS		1,194	165	12%	1,359
ASCENSION ST VINCENT'S - SOUTHSIDE		1,309	49	4%	1,358
MINUTECLINIC LLC #5157		1,170	183	14%	1,353
PROJECT HEALTH, INC SUMTERVILLE	5	1,108	236	17%	1,349
FLORIDA DEPARTMENT OF HEALTH IN POLK COUNTY	2	1,045	301	22%	1,348
TEMPUS CLINICAL LABORATORY	10	1,183	148	11%	1,341
BAPTIST HEALTHCARE - JAY HOSPITAL	1	972	364	27%	1,337
UNIVERSITY OF ALABAMA AT BIRMINGHAM		1,288	38	3%	1,326
PEDIATRIC HEALTH CARE ALLIANCE - NORTHDAL		1,212	114	9%	1,326
AMELIA EXPRESS CARE	1	715	595	45%	1,311
TREASURE COAST MEDICAL ASSOCIATES INC		747	562	43%	1,309

COVID-19: testing by laboratory

Data through Mar 2, 2021 verified as of Mar 3, 2021 at 09:25 AM

Data in this report are provisional and subject to change.

The numbers in the table below represent the number of Florida and non-Florida residents for whom test results were received by the Department of Health. A person can be tested by more than one laboratory and can have both positive and negative results. **Therefore, the sum of the numbers in each column will be larger than the total number of people tested.**

Reporting lab	Inconclusive	Negative	Positive	Percent positive	Total
PARAMOUNT URGENT CARE VILLAGES		912	388	30%	1,300
MINUTECLINIC LLC #214		1,110	184	14%	1,294
LAKELAND REGIONAL HEALTH PABLO		1,115	175	14%	1,290
SMA LAB	9	1,133	148	11%	1,290
UHEALTH CLINIC AT WALGREENS		1,039	249	19%	1,288
ADVANCED MEDICAL OF NAPLES LLC		1,126	153	12%	1,279
NYU HOSPITALS CENTER CLINICAL LABORATORIES		1,234	42	3%	1,276
TOM LEE COMMUNITY HEALTH CENTER		825	416	34%	1,241
VRL EUROFINs		1,203	36	3%	1,239
OPTUMCARE FLORIDA LLC		987	246	20%	1,233
FIRST QUALITY LABORATORY		1,156	77	6%	1,233
VAVA PARTNERS LLC		440	791	64%	1,231
APALACHEE CORRECTIONAL INSTITUTION EAST UNIT		1,200	26	2%	1,226
HOLIDAY CVS LLC DBA CVSPHARMACY #5155		1,167	56	5%	1,223
CLINICORE		1,124	91	7%	1,215
CAREMED CLINIC LLC	1	946	267	22%	1,214
ACCESS MEDICAL LABS		746	448	38%	1,194
PREMIER MEDICAL	1	1,097	94	8%	1,192
ST ANNES NURSING CENTER		1,163	25	2%	1,188
XPRESS URGENT CARE	4	1,003	179	15%	1,186
PATIENTS FIRST LAKE ELLA MEDICAL CENTER		1,045	136	12%	1,181
READY RESPONDERS FLORIDA, PLLC		1,014	160	14%	1,174
PROHEALTH MEDICAL CLINIC		566	608	52%	1,174
ER QUICKCARE PL		994	171	15%	1,165
STAGEZERO LIFE SCIENCES INC	3	1,061	99	9%	1,163
SOLARIS HEALTHCARE PALATKA		1,056	102	9%	1,158
CORE DIAGNOSTIC LABORATORIES LLC	4	955	194	17%	1,153
NORTH FLORIDA PEDIATRICS-TALLAHASSEE	1	1,046	98	9%	1,145
EPN URGENT CARE NAPLES	2	773	366	32%	1,141
PALM BAY HOSPITAL CLINICAL LABORATORY		792	344	30%	1,136
PARAMOUNT URGENT CARE - CLERMONT		686	447	39%	1,133
ADVANCED DIAGNOSTIC LABORATORY		1,085	47	4%	1,132
CAPSTONE HEALTHCARE		802	330	29%	1,132
LAB24 INC	3	453	667	59%	1,123
VERITAS GENETICS	61	942	119	11%	1,122
EUROFINs NTD, LLC		1,072	44	4%	1,116
MEDICAL CONSULTANTS OF FLORIDA, LLC	1	929	183	16%	1,113
COASTAL PEDIATRIC GROUP		958	149	13%	1,107
PROFESSIONAL HEALTH EXAMINERS DBA PROHEALTH	1	892	209	19%	1,102
VITRO MOLECULAR LABORATORIES	41	990	66	6%	1,097
XYZ LABORATORY	8	942	146	13%	1,096
PALM HARBOR PHARMACY		947	148	14%	1,095
NAPLES URGENT CARE	1	691	394	36%	1,086
MYTEST DIAGNOSTICS		1,023	62	6%	1,085
MINUTECLINIC LLC #8927		913	166	15%	1,079
STEWART REFERENCE LABORATORY	1	595	481	45%	1,077
MIAMI JEWISH HEALTH SYSTEMS		1,003	58	5%	1,061

COVID-19: testing by laboratory

Data through Mar 2, 2021 verified as of Mar 3, 2021 at 09:25 AM

Data in this report are provisional and subject to change.

The numbers in the table below represent the number of Florida and non-Florida residents for whom test results were received by the Department of Health. A person can be tested by more than one laboratory and can have both positive and negative results. **Therefore, the sum of the numbers in each column will be larger than the total number of people tested.**

Reporting lab	Inconclusive	Negative	Positive	Percent positive	Total
ADDICTION LABS OF AMERICA	3	982	75	7%	1,060
RAINBOW RIVER MEDICAL LABORATORY		977	83	8%	1,060
HENDRY REGIONAL MEDICAL CENTER CLINICAL LABORATORY		809	248	23%	1,057
ARCPPOINT LABS OF CORAL SPRINGS FL		945	103	10%	1,048
MINUTECLINIC LLC #5187		916	126	12%	1,042
NORTH FLORIDA PEDIATRICS - LAKE CITY		819	208	20%	1,027
SUNRISE URGENT CARE ASSOCIATES LLC D/B/A	6	646	372	36%	1,024
FLAGLER HOSPITAL LABORATORY	8	36	967	96%	1,011
PRIMARY CARE OF THE TREASURE COAST		879	131	13%	1,010
ST PETERSBURG PEDIATRICS	1	910	99	10%	1,010
VERITOR		850	151	15%	1,001
GENEIQ		947	52	5%	999
MINUTECLNIC LLC		876	115	12%	991
LAKELAND REGIONAL HEALTH - PWC/OB		36	954	96%	990
BROWNWOOD CARE CENTER		853	128	13%	981
PROJECT HEALTH INC	4	825	151	15%	980
PROFESSIONAL HEALTH EXAMINERS		834	144	15%	978
LENCO MEDICAL LABORATORY		928	46	5%	974
CAREFAST MURABELLA		501	458	48%	959
ADVENTHEALTH CENTRA CARE TRINITY		831	125	13%	956
USF MORSANI CENTER FOR ADVANCED HEALTH CARE		826	109	12%	935
MINUTECLINIC, LLC DBA MINUTECLINIC #4717		894	38	4%	932
CARENOW URGENT CARE – FORT PIERCE		647	284	31%	931
VRL EUROFINs - DALLAS		913	13	1%	926
GENE TOX WORLDWIDE	60	736	125	14%	921
PHAROS HEALTH		680	239	26%	919
HISTOPATHOLOGY SERVICES, LLC		814	104	11%	918
LPG COCONUT POINT		754	156	17%	910
PRIMARY CARE SOUTH INC		533	374	41%	907
BIO-TECH CLINICAL LABORATORIES INC		775	129	14%	904
ABSOLUTE GENOMICS	1	730	170	19%	901
FAST TRACK URGENT CARE CENTER		4	895	100%	899
THE HEALTH CENTER OF PLANT CITY		829	70	8%	899
TYNDALL AIR FORCE BASE		700	196	22%	896
INTEGRITY LABORATORIES, LLC	2	731	161	18%	894
NORTH FLORIDA PEDIATRICS PA - SUWANNEE	3	752	125	14%	880
TACACHALE CLINICAL LABORATORY	1	830	47	5%	878
UNIVERSITY OF WEST FLORIDA STUDENT HEALTH SERVICES	1	755	121	14%	877
PEDIATRICS OF CENTRAL FLORIDA PA	20	802	46	5%	868
CATALYST WALK IN CLINIC		685	179	21%	864
FISHERMENS HOSPITAL CLINICAL LAB		781	78	9%	859
INTERLACHEN PEDIATRICS		824	32	4%	856
GROWING TOGETHER PEDIATRICS LLC		801	55	6%	856
C.W. BILL YOUNG VA MEDICAL CENTER	1	21	831	97%	853
LEE COUNTY EMERGENCY MEDICAL SERVICE	1	731	112	13%	844
COVANCE CLINICAL RESEARCH UNIT INC		817	23	3%	840
INNOVATIVE TRANSFUSION MEDICINE, INC	9	711	115	14%	835

COVID-19: testing by laboratory

Data through Mar 2, 2021 verified as of Mar 3, 2021 at 09:25 AM

Data in this report are provisional and subject to change.

The numbers in the table below represent the number of Florida and non-Florida residents for whom test results were received by the Department of Health. A person can be tested by more than one laboratory and can have both positive and negative results. **Therefore, the sum of the numbers in each column will be larger than the total number of people tested.**

Reporting lab	Inconclusive	Negative	Positive	Percent positive	Total
BAPTIST HEALTH - MD ANDERSON CANCER CENTER		829	5	1%	834
INTERLACHEN PEDIATRICS PA		789	37	4%	826
CREEKSIDE CARE CENTER	1	681	139	17%	821
FLORIDA HOSPITAL ORLANDO		743	74	9%	817
DEPARTMENT OF CLINICAL LABS		797	18	2%	815
QUICK CARE MED		613	202	25%	815
MOLECULAR TESTING LABS		758	53	7%	811
ASAP LABS LLC	7	666	138	17%	811
ASCENSION ST VINCENT'S - CLAY		775	35	4%	810
NORTH FLORIDA PEDIATRICS PA	2	695	111	14%	808
CAPE CANAVERAL HOSPITAL		547	256	32%	803
EAST LAKE PEDIATRICS		695	105	13%	800
NITE LITE PEDIATRICS		234	564	71%	798
CONSULATE HEALTH CARE OF NEW PORT RICHEY	2	673	123	15%	798
Point of Care Testing	1	116	678	85%	795
COASTAL PHYSICIANS, LLC		636	154	19%	790
PENSACOLA PEDIATRICS	2	554	233	30%	789
ADVENTHEALTH EXPRESS CARE AT WALGREENS		689	98	12%	787
WOODLANDS MEDICAL SPECIALISTS		528	258	33%	786
CVS HEALTH		610	173	22%	783
NORTH OKALOOSA MEDICAL CENTER		455	327	42%	782
DYNIX DIAGNOSTICS	2	525	255	33%	782
VA PAIN CLINIC	4	741	30	4%	775
NORTH VISTA HOSPITAL LABORATORY		655	120	15%	775
NORTH SHORE LIJ URGENT CARE PC		728	45	6%	773
REDI MED LLC		614	154	20%	768
HALIFAX MEDICAL CENTER-PORT ORANGE LAB		657	110	14%	767
NONE		308	456	60%	764
MACDILL AIR FORCE BASE		712	51	7%	763
FAMILY HEALTH CENTERS OF SWF LABS	2	677	84	11%	763
Tampa Lakes Health and Rehabilitation Center	2	690	70	9%	762
VITAS HEALTHCARE CORPORATION OF FLA	1	748	4	1%	753
SPECTOR SCIENTIFIC LAB	1	267	484	64%	752
NORTHEAST FLORIDA NEUROLOGY CLINICS, INC		637	113	15%	750
CRUCIAL CARE EMERGENCY MEDICINE DOCTORS		594	155	21%	749
MIDWAY SPECIATLY CARE CENTER		520	221	30%	741
VENICE REGIONAL BAYFRONT HEALTH (PULMONARY)		637	104	14%	741
JACKSONVILLE BEACH PEDIATRIC CARE CENTER□		678	62	8%	740
SANTA ROSA MEDICAL GROUP		575	161	22%	736
CHILDRENS MEDICAL ASSOCIATION		669	66	9%	735
PRIMARY CARE SERVICES AT INDIAN RIVER ESTATES		710	23	3%	733
Victoria Nursing and Rehabilitation Center		677	53	7%	730
NCHMD, INC SOUTHEAST IMMEDIATE CARE		564	166	23%	730
ADVENT HEALTH LAB - ORLANDO		433	296	41%	729
ANY LAB TEST NOW	1	488	239	33%	728
LOOP PEDIATRICS PA	3	609	114	16%	726
CARE ONE OF FLORIDA LLC		476	239	33%	715

COVID-19: testing by laboratory

Data through Mar 2, 2021 verified as of Mar 3, 2021 at 09:25 AM

Data in this report are provisional and subject to change.

The numbers in the table below represent the number of Florida and non-Florida residents for whom test results were received by the Department of Health. A person can be tested by more than one laboratory and can have both positive and negative results. **Therefore, the sum of the numbers in each column will be larger than the total number of people tested.**

Reporting lab	Inconclusive	Negative	Positive	Percent positive	Total
DISNEY COVID TEST SITE		703	11	2%	714
SOLARIS HEALTHCARE CHARLOTTE HARBOR		662	47	7%	709
KENDALL HEALTHCARE PROPERTIES DBA	2	678	27	4%	707
DOCTOR'S MEMORIAL HOSPITAL		544	162	23%	706
CLINICAL PATHOLOGY LABS INC		635	69	10%	704
PRIMARY CARE SERVICES AT ST ANDREWS ESTATES		701			701
ORLANDO HEALTH AND REHAB CENTER		657	43	6%	700
LIFE CARE CENTER OF NEW PORT RICHEY		667	33	5%	700
PALACE NURSING HOME & REHAB CENTER		660	36	5%	696
WILLOWBROOKE COURT AT EDGEWATER POINTE ESTATES		685	9	1%	694
CALHOUN LIBERTY HOSPITAL		542	152	22%	694
PALM GARDEN OF PORT SAINT LUCIE		682	9	1%	691
PREMIER MEDICAL LABORATORY SERVICES	2	463	225	33%	690
Crestview Rehabilitation Center	5	553	128	19%	686
AMERICAN MEDICAL RESPONSE		675	7	1%	682
24 HOUR PEDIATIC CARE CENTER	1	630	48	7%	679
PHYSICIANS STAT LAB INC		593	85	13%	678
TELESCOPE HEALTH LLC	3	562	111	16%	676
NCH HEALTHCARE SYSTEM MICROBIOLOGY LAB		2	673	100%	675
GRAND COURT TAMPA		669	4	1%	673
MINI ER ADULT AND PEDIATRIC URGENT CARE		574	98	15%	672
CENTRAL FLORIDA HEALTH CARE INC		565	106	16%	671
NORTH FLORIDA MEDICAL GROUP		522	142	21%	664
MEDICAL FP – WHOLE FAMILY HEALTH CENTER		543	120	18%	663
POINT WASHINGTON MEDICAL CLINIC	1	462	199	30%	662
AMERICAN FAMILY CARE PENSACOLA WEST		127	533	81%	660
TREE HOUSE PEDIATRICS PLLC		591	67	10%	658
POINT OF CARE TESTING SITE		630	24	4%	654
BOND AND STEELE CLINIC PA		463	190	29%	653
GULF COAST MOLECULAR LABORATORIES	13	536	102	16%	651
EAST LAKE PEDIATRICS PA		595	56	9%	651
MAVERICK LABS		460	188	29%	648
MAIN STREET MEDICAL CENTER		128	518	80%	646
LIFE CARE CENTER OF PENSACOLA		596	49	8%	645
FLAGLER COUNTY HEALTH DEPARTMENT	3	500	142	22%	645
ADVENTHEALTH MEDICAL GROUP PROMPT CARE		462	183	28%	645
ETHOS WELLNESS PHARMACY		602	43	7%	645
MANOR PINES CONVALESCENT CENTER LLC	1	619	21	3%	641
GULF COAST VILLAGE		611	30	5%	641
GOLDEN GATE FAMILY CLINIC		200	439	69%	639
FLORIDA GULF COAST UNIVERSITY		457	181	28%	638
MOUNT SINAI LABORATORY		605	29	5%	634
JOHN KNOX VILLAGE HEALTH CENTER		614	20	3%	634
AMERICAN SCIENTIFIC LABORATORIES LLC		628	5	1%	633
ST JOHN'S NURSING CENTER		611	21	3%	632
VIERA HOSPITAL, INC		496	136	22%	632
PALM GARDEN OF VERO BEACH		588	40	6%	628

COVID-19: testing by laboratory

Data through Mar 2, 2021 verified as of Mar 3, 2021 at 09:25 AM

Data in this report are provisional and subject to change.

The numbers in the table below represent the number of Florida and non-Florida residents for whom test results were received by the Department of Health. A person can be tested by more than one laboratory and can have both positive and negative results. **Therefore, the sum of the numbers in each column will be larger than the total number of people tested.**

Reporting lab	Inconclusive	Negative	Positive	Percent positive	Total
VETERANS AFFAIRS MEDICAL CENTER	1	40	581	93%	622
LIFE CARE CENTER OF ORANGE PARK		591	30	5%	621
HEALTH CENTRAL CLINICAL LABORATORY		567	53	9%	620
PEBBLEBROOK PHARMACY		513	106	17%	619
MID-FLORIDA PATHOLOGY		465	147	24%	612
ORANGE BLOSSOM FAMILY HEALTH		584	27	4%	611
HOLY CROSS HOSPITAL		12	598	98%	610
HOLMES REGIONAL MEDICAL CENTER		5	600	99%	605
SPRING HILL HEALTH AND REHABILITATION CENTER		580	24	4%	604
CLEWISTON NURSING AND REHABILITATION CENTER		591	12	2%	603
SEBASTIAN RIVER MEDICAL CENTER	2	440	161	27%	603
THE PRESERVE		591	9	2%	600
GOLDEN GLADES NURSING & REHABILITATION CTR		583	16	3%	599
PATIENTS FIRST - MAHAN DRIVE		164	435	73%	599
VETERANS AFFAIRS MEDICAL CENTER - JAMES A HALEY			597	100%	597
BOCA GRANDE HEALTH CLINIC		564	29	5%	593
LIFE CARE CENTER OF HILLIARD		570	22	4%	592
BROOKDALE FORT MYERS CYPRESS LAKE		590	2	0%	592
SOUTHEAST ALABAMA MEDICAL CENT		540	51	9%	591
FORT MYERS INTERNAL MEDICINE, LLC		532	59	10%	591
EXPRESS PHARMACY		543	44	7%	587
MANOR CARE HEALTH SERVICES - FT MYERS		561	25	4%	586
LAB DOCTOR		511	73	13%	584
MOORINGS PARK INSTITUTE, INC, THE		558	26	4%	584
VITAS HEALTHCARE CORP OF CENTRAL FL		557	23	4%	580
BROAD INSTITUTE CLINICAL SEQUENCING RESEARCH PLATFORM	2	551	27	5%	580
PEDIATRIC HEALTHCARE ALLIANCE PA		532	47	8%	579
EDEN SPRINGS NURSING AND REHAB CENTER		467	110	19%	577
CONSULATE HEALTHCARE OF VERO BEACH	14	480	79	14%	573
MEDICAL VB		451	121	21%	572
TENNESSEE DOH - NASHVILLE	2	504	66	12%	572
ENCOMPASS HEALTH		557	14	2%	571
J AND G MEDICAL GROUP LLC		472	99	17%	571
HMA SANTA ROSA MEDICAL CENTER LLC DBA		448	122	21%	570
THERADOC		152	417	73%	569
NSPIRE HEALTHCARE MIAMI LAKES	8	541	14	2%	563
CITY MEDICAL OF NEW JERSEY, PC		516	46	8%	562
Fernandina Beach Rehabilitation and Nursing Center	1	541	19	3%	561
AFC URGENT CARE CLEARWATER	1	123	436	78%	560
SHORELINE PHYSICIAN GROUP		342	216	39%	558
ECCOLAB GROUP	1	146	411	74%	558
PEDIATRIC HEALTHCARE ALLIANCE		526	32	6%	558
MAYFLOWER ASSISTED LIVING		549	6	1%	555
EMERALD SHORES HEALTH AND REHABILITATION		455	97	18%	552
CYPRESS VILLAGE	1	527	24	4%	552
SUWANNEE HEALTH AND REHABILITATION CENTER		547	5	1%	552
NEMOURS CHILDERN'S HOSPITAL		453	98	18%	551

COVID-19: testing by laboratory

Data through Mar 2, 2021 verified as of Mar 3, 2021 at 09:25 AM

Data in this report are provisional and subject to change.

The numbers in the table below represent the number of Florida and non-Florida residents for whom test results were received by the Department of Health. A person can be tested by more than one laboratory and can have both positive and negative results. **Therefore, the sum of the numbers in each column will be larger than the total number of people tested.**

Reporting lab	Inconclusive	Negative	Positive	Percent positive	Total
BALDOMERO LOPEZ STATE VETERANS NURSING HOME	2	544	4	1%	550
EXPRESS URGENT CARE LLC		1	548	100%	549
The Sands at South Beach		545	4	1%	549
MANOR CARE NURSING CENTER OF SARASOTA FL LLC		460	87	16%	547
VITAE DIAGNOSTICS		534	13	2%	547
WILLOW BROOKE COURT AT INDIAN RIVER ESTATES		503	43	8%	546
Signature HealthCare Center of Waterford		515	30	6%	545
COASTAL URGENT CARE		428	116	21%	544
DOCTORS CENTER,THE		432	111	20%	543
CLINICAL ENTERPRISE, INC		522	20	4%	542
BUFFALO CROSSING HEALTHCARE & REHABILITATION CTR		527	15	3%	542
NCF DIAGNOSTICS & DNA TECHNOLOGIES	15	208	318	59%	541
BALDWIN PEDIATRICS	1	511	28	5%	540
DIAMOND RIDGE HEALTH AND REHABILITATION		508	32	6%	540
CARITHERS PEDIATRIC GROUP		492	47	9%	539
EMERALD COAST PEDIATRICS		527	11	2%	538
CONTINENTAL CLINICAL RESEARCH, LLC		504	34	6%	538
PALM GARDEN OF TAMPA		508	29	5%	537
VETERANS AFFAIRS MEDICAL CENTER - BAY PINES		18	518	97%	536
CLARITY LABS		464	70	13%	534
Plantation Bay Rehabilitation Center		510	23	4%	533
NCH HEALTHCARE BONITA		403	128	24%	531
BREVARD HEALTH ALLIANCE		281	249	47%	530
MED FAST URGENT CARE CENTER		260	268	51%	528
MEDICAL CENTER CLINIC-IMMEDIATE CARE	1	423	104	20%	528
DAVITA LABORATORY		426	100	19%	526
DOH – INDIAN RIVER		450	76	14%	526
CLIFFORD CHESTER SIMS STATE VETERANS		514	11	2%	525
MEDICAL CENTER OF DELTONA, INC		434	90	17%	524
SABAL PALMS HEALTH AND REHAB		473	50	10%	523
VILLA MARIA NURSING & REHAB CENTER INC	1	507	12	2%	520
MEDONE URGENT CARE AT ST. AUGUSTINE		133	385	74%	518
MEDFAST URGENT CARE CENTERS		231	281	55%	512
BAPTIST PRIMARY CARE	2	407	100	20%	509
AMERICA'S PHARMACY LLC		451	57	11%	508
PIONEER CLINICAL LAB LLC		411	96	19%	507
HARBOUR HEALTH CENTER		491	15	3%	506
VETERANS AFFAIRS MEDICAL CENTER - GAINESVILLE		3	500	99%	503
WATSON THERAPEUTICS INC		482	20	4%	502
VALENCIA HILLS HEALTH AND REHABILITATION CENTER		489	13	3%	502
FLORIDA DEPARTMENT OF HEALTH IN CALHOUN COUNTY		378	123	25%	501
PALMETTO FAMILY HEALTHCARE	1	317	182	36%	500
SOLARIS HEALTHCARE LAKE CITY		403	97	19%	500
JACKSON MEMORIAL PERDUE MEDICAL CENTER		475	24	5%	499
ENZO CLINICAL LABS INC	3	469	25	5%	497
CHILDRENS MEDICAL ASSOCIATION PA		440	57	11%	497
CLINICAL PATHOLOGY LABS		386	111	22%	497

COVID-19: testing by laboratory

Data through Mar 2, 2021 verified as of Mar 3, 2021 at 09:25 AM

Data in this report are provisional and subject to change.

The numbers in the table below represent the number of Florida and non-Florida residents for whom test results were received by the Department of Health. A person can be tested by more than one laboratory and can have both positive and negative results. **Therefore, the sum of the numbers in each column will be larger than the total number of people tested.**

Reporting lab	Inconclusive	Negative	Positive	Percent positive	Total
RICARDO NAVARRO DO PA		426	70	14%	496
MEMORIAL PEMBROKE 24/7 CARE CENTER		376	119	24%	495
NEW YORK HOSPITAL LABORATORIES	1	482	12	2%	495
HEARTLAND PEDIATRICS OF LAKE WALES		443	51	10%	494
JACKSON MEMORIAL LONG TERM CARE CENTER		472	22	4%	494
ARCPPOINTS LABS		428	65	13%	493
HEALTH CENTER AT BRENTWOOD	1	448	44	9%	493
ASCEND CLINICAL	5	415	71	14%	491
GENOSUR LLC		485	6	1%	491
SOUTHERN OAKS CARE CENTER	1	451	37	8%	489
FLORIDA DEPARTMENT OF HEALTH CLAY COUNTY	1	390	98	20%	489
FOUNTAIN MANOR HEALTH AND REHAB CENTER	1	469	18	4%	488
ST CLOUD REGIONAL MEDICAL CENTER CLINICAL LAB		394	94	19%	488
PALM GARDEN OF JACKSONVILLE☐	2	405	80	16%	487
BOND CLINIC PA PEDIATRICS DEPT		447	39	8%	486
The Manor at Blue Water Bay		425	60	12%	485
THE PALACE AT HOMESTEAD	1	464	19	4%	484
FAMILY HEALTH CENTERS OF SOUTHWEST FLORIDA INC		415	69	14%	484
SUSANNA WESLEY HEALTH CENTER		447	36	7%	483
HILLCREST HEALTH CARE & REHABILITATION CENTER	3	466	13	3%	482
RIVER GARDEN HEBREW HOME FOR THE AGED		428	54	11%	482
NORTH FLORIDA RETIREMENT VILLAGE		479	2	0%	481
SANDBAY URGENT CARE		384	94	20%	478
WEST GABLES HEALTH CARE CENTER		468	10	2%	478
LAUDERDALE NURSING CENTER LLC	1	455	19	4%	475
RAINBOW PEDIATRIC CENTER PA		444	31	7%	475
OCALA FAMILY MEDICAL CENTER INC	2	420	53	11%	475
Good Samaritan Society Kissimmee Village		408	65	14%	473
HARTS HARBOR HEALTH CARE CENTER		452	21	4%	473
FIRST CHOICE PEDIATRICS		383	89	19%	472
MANOR OAKS NURSING & REHAB CENTER	4	466	2	0%	472
MICHAEL A MIDDLETON MD PA☐		451	18	4%	469
FLO-MEDILAB SERVICES LLC		188	280	60%	468
NAVAL HOSPITAL - JACKSONVILLE		136	332	71%	468
DXTERITY DIAGNOSTICS	2	437	29	6%	468
PALM GARDEN OF CLEARWATER		448	18	4%	466
Quest Diag Unspecifd	1	316	149	32%	466
SHORE ACRES CARE CENTER		429	35	8%	464
CITRUS NURSING CENTER LLC		418	46	10%	464
MANOR AT CARPENTERS		436	27	6%	463
HOPE HOSPICE AND COMMUNITY SERVICES INC	14	431	17	4%	462
PARKLANDS FACILITY INC	4	415	42	9%	461
BROOKDALE PALMER RANCH	1	403	57	12%	461
CHILDRENS CLINIC WEST FLORIDA PEDIATRICS		421	40	9%	461
PHYSICIANS PRIMARY CARE LAB	1	396	63	14%	460
HERON POINTE HEALTH AND REHABILITATION	1	456	3	1%	460
BENTON PEDIATRICS INC		410	47	10%	457

COVID-19: testing by laboratory

Data through Mar 2, 2021 verified as of Mar 3, 2021 at 09:25 AM

Data in this report are provisional and subject to change.

The numbers in the table below represent the number of Florida and non-Florida residents for whom test results were received by the Department of Health. A person can be tested by more than one laboratory and can have both positive and negative results. **Therefore, the sum of the numbers in each column will be larger than the total number of people tested.**

Reporting lab	Inconclusive	Negative	Positive	Percent positive	Total
FLORIDA HOSPITAL WAUCHULA		323	133	29%	456
ORLANDO HEALTH CENTER FOR REHABILITATION		442	13	3%	455
CLARIDGE HOUSE NURSING CENTER		437	18	4%	455
WHITE-WILSON MEDICAL CENTER - FORT WALTON BEACH		436	18	4%	454
AFC URGENT CARE FAMILY CARE			454	100%	454
LIFE CARE CENTER OF PALM BAY□		425	27	6%	452
LITTLE PINE PEDIATRICS PLLC	3	391	57	13%	451
WILLISTON CARE CENTER		392	57	13%	449
UNIVERSITY OF TAMPA INC, THE		437	9	2%	446
BROWARD PARTNERSHIP	6	432	8	2%	446
Q ANSWER LAB	1	385	58	13%	444
DIAMOND RIDGE HEALTH AND REHABILITATION CENTER		422	22	5%	444
DBI HEALTH INC		428	15	3%	443
AFC URGENT CARE SEMINOLE			443	100%	443
CARENOW	2	245	196	44%	443
NORTH FLORIDA REHABILITATION & SPECIALTY CARE□		436	6	1%	442
ELLENTON PEDIATRICS		423	18	4%	441
NEW PLANT CITY FAMILY CARE	1	236	203	46%	440
EMERITUS AT NAPLES	2	437	1	0%	440
Solaris HealthCare Windermere		408	32	7%	440
SMA SPECIALTY MEDICAL LAB		119	321	73%	440
CARE ONE OF FLORIDA	1	297	142	32%	440
NEW YORK PRESBYTERIAN - CUMC CLINICAL		416	18	4%	434
ST ANDREWS BAY SKILLED NURSING &		374	60	14%	434
PALM BEACH ATLANTIC UNIVERSITY		420	14	3%	434
RESTORE HEALTH URGENT CARE		335	99	23%	434
SOLARIS HEALTHCARE OSCEOLA		410	22	5%	432
PRO HEALTH		187	244	57%	431
STEWARD SEBASTIAN RIVER MEDICAL CENTER		378	53	12%	431
VITAS LUTHERAN TOWERS INPATIENT PROGRAM		367	64	15%	431
RUSKIN HEALTH CENTER		266	164	38%	430
AVECINA MEDICAL JULINGTON	1	240	189	44%	430
APP-UNIPATH, LLC	2	412	15	3%	429
FLORIDA DEPT OF HEALTH IN BREVARD COUNTY	3	363	63	15%	429
SIGNATURE HEALTHCARE OF BROOKWOOD GARDENS		423	6	1%	429
FLORIDA HOSPITAL MEDICAL GROUP		265	163	38%	428
PALM GARDEN OF OCALA		330	98	23%	428
AFC URGENT CARE TYRONE		2	425	100%	427
SEMINOLE NURSING PAVILION		419	7	2%	426
PALM GARDEN OF WINTER HAVEN	3	403	16	4%	422
SUNSHINE URGENT CARE LLC		275	147	35%	422
Colonial Lakes Health Care		384	38	9%	422
GARCIA CLINICAL LABORATORY		28	392	93%	420
PALM GARDEN OF ORLANDO		386	33	8%	419
Ocala Health and Rehabilitation Center		397	21	5%	418
MEDIPATH		19	399	95%	418
Bardmoor Oaks Healthcare and Rehabilitation Center		406	11	3%	417

COVID-19: testing by laboratory

Data through Mar 2, 2021 verified as of Mar 3, 2021 at 09:25 AM

Data in this report are provisional and subject to change.

The numbers in the table below represent the number of Florida and non-Florida residents for whom test results were received by the Department of Health. A person can be tested by more than one laboratory and can have both positive and negative results. **Therefore, the sum of the numbers in each column will be larger than the total number of people tested.**

Reporting lab	Inconclusive	Negative	Positive	Percent positive	Total
LEHIGH REGIONAL MEDICAL CENTER LAB		371	44	11%	415
SANTA ROSA CENTER FOR REHABILITATION AND HEALING		346	69	17%	415
Cypress Cove Care Center		314	100	24%	414
CONSULATE HEALTH CARE OF BAYONET POINT	4	402	7	2%	413
MEDONE URGENT CARE CENTER		190	223	54%	413
HEALTHY STEPS PEDIATRICS		364	47	11%	411
MINUTECLINIC LLC #3671		366	44	11%	410
THE PALACE MANAGEMENT - THE PALACE AT CORAL GABLES		407	3	1%	410
BROOKSVILLE HEALTHCARE CENTER LLC		395	13	3%	408
STATMED OCALA	2	313	91	22%	406
NAPLES CHILDREN'S URGENT CARE		354	51	13%	405
TIDE LABORATORIES		362	43	11%	405
LIFEBRITE	1	210	193	48%	404
SOLARIS HEALTHCARE MERRITT ISLAND		363	41	10%	404
FLORIDA DEPARTMENT OF HEALTH		355	48	12%	403
STARKE FAMILY MEDICAL CENTER		315	88	22%	403
ABBEE DELRAY		397	5	1%	402
ORCHARD PARK HEALTH & REHABILITATION		393	5	1%	398
MINUTECLINIC LLC, #10357		397	1	0%	398
SOLARIS HEALTHCARE DAYTONA	2	349	46	12%	397
Timberidge Center for Rehabilitation and Healing		363	34	9%	397
MEDSCAN LABORATORY INC	1	182	212	54%	395
INDIAN RIVER CTR, LLC		344	50	13%	394
MINI ER AND URGENT CARE		289	105	27%	394
TREASURE COAST COMMUNITY HEALTH	3	324	64	16%	391
TIDEWELL HOSPICE INC	2	381	7	2%	390
CLERMONT HEALTH AND REHABILITATION CENTER		357	32	8%	389
BARBER		13	376	97%	389
Darcy Hall Of Life Care		375	12	3%	387
PALMS OF SEBRING		352	34	9%	386
ADVENTHEALTH EXPRESS CARE AT		315	71	18%	386
VITAS HEALTHCARE CORPORATION		380	5	1%	385
ROLLINS COLLEGE WELLNESS CENTER		130	255	66%	385
Manatee Springs Rehabilitation and Nursing Center		363	20	5%	383
AFC URGENT CARE		68	314	82%	382
BROOKDALE PADDOCK HILLS	2	377	2	1%	381
FLORIDA DEPARTMENT OF HEALTH IN LIBERTY COUNTY	2	280	95	25%	377
ADDINGTON PLACE AT WELLINGTON GREEN		367	9	2%	376
BAYA PHARMACY WEST		8	368	98%	376
SOLARIS HEALTHCARE BAYONET POINT		360	16	4%	376
FAMILY CARE PARTNERS OF NORTHEAST FLORIDA LLC		302	74	20%	376
ANCIENT CITY PEDIATRICS	1	361	14	4%	376
GOOD SAMARITAN CENTER		371	3	1%	374
FAIR HAVENS CENTER, OPCO		367	6	2%	373
ACCESS MEDICAL CENTER	1	344	27	7%	372
SUNLAND MARIANNA COX MEDICAL CENTER		330	42	11%	372
Life Care Center of Ocala		304	68	18%	372

COVID-19: testing by laboratory

Data through Mar 2, 2021 verified as of Mar 3, 2021 at 09:25 AM

Data in this report are provisional and subject to change.

The numbers in the table below represent the number of Florida and non-Florida residents for whom test results were received by the Department of Health. A person can be tested by more than one laboratory and can have both positive and negative results. **Therefore, the sum of the numbers in each column will be larger than the total number of people tested.**

Reporting lab	Inconclusive	Negative	Positive	Percent positive	Total
HENDRY REGIONAL MEDICAL CENTER		107	265	71%	372
MAGNOLIA FAMILY URGENT CARE		332	39	11%	371
UR MEDICINE LABS- CENTRAL LABORATORY		349	22	6%	371
URGENT CARE BETHESDA	1	318	52	14%	371
BLOUNTSTOWN REHABILITATION CENTER LLC		264	106	29%	370
ADVENT HEALTH - TAMPA		148	220	60%	368
Destin Healthcare and Rehabiliation Center	1	329	38	10%	368
EPN URGENT CARE		44	324	88%	368
AMEERAH LABS, LLC	2	284	82	22%	368
TRENTON MEDICAL CENTER INC DBA PALMS MEDICAL GROUP	4	270	93	25%	367
Bayside Care Center	1	346	20	5%	367
Stacey Health Care Centers Inc. dba Riverside Care Center		337	29	8%	366
VILLAGE DOCTORS OF KEYSTONE		283	81	22%	364
PINES OF SARASOTA		360	4	1%	364
INFORM DIAGNOSTICS		353	9	2%	362
ASSOCIATESMD MEDICAL GROUP INC		310	52	14%	362
MOOSEHAVEN HEALTH CENTER		325	37	10%	362
LIFE CARE PONTE VEDRA INC		353	8	2%	361
SOLARIS HEALTHCARE PARKWAY	2	339	17	5%	358
HEALTH CENTRAL PARK		291	66	18%	357
FHMG FLORIDA HOSPITAL MEDICAL GROUP		320	37	10%	357
INTERNAL MEDICINE & PEDIATRICS OF TAMPA BAY PA		301	55	15%	356
HAINES CITY REHABILITATION AND NURSING CENTER		331	24	7%	355
NATIONS BEST FAMILY HEALTH CARE		176	178	50%	354
VETERANS AFFAIRS MEDICAL CENTER - LAKE CITY		52	302	85%	354
SEA BREEZE REHAB AND NURSING CENTER□		344	9	3%	353
DIAGNOSTIC & CLINICAL CARE SERVICES INC DBA		279	74	21%	353
GANDY CROSSING CARE CENTER	1	338	14	4%	353
UNIVERSITY OF TAMPA STUDENT HEALTH AND SHC CLINICAL LABORATORY		203	150	42%	353
MY CLINICAL LAB		224	129	37%	353
MEDFAST URGENT CARE CENTER		122	230	65%	352
VILLAGE AT VIENNA SQUARE,THE□	6	329	17	5%	352
SANFORD LABORATORIES		325	26	7%	351
MANORCARE HEALTH SERVICES - VENICE		296	55	16%	351
BAYSHORE DIAGNOSTICS		310	41	12%	351
CORAL BAY HEALTHCARE AND REHABILITATION	1	338	12	3%	351
SIPARADIGM, DIAGNOSTIC INFORMATICS		273	76	22%	349
ORLANDO VA MEDICAL CENTER			348	100%	348
PENSACOLA PEDIATRICS PA - TIGER POINT	18	322	8	2%	348
FG RAPID RESULTS	2	116	229	66%	347
HEALTH DESIGNS		332	14	4%	346
FLORIDA HOSPITAL HEARTLAND MED CTR LAKE PLACID		257	88	26%	345
ORCHARD RIDGE CARE AND REHABILITATION CENTER		326	19	6%	345
HEALTHWORKS MED GROUP OF FLORIDA PA	3	335	7	2%	345
ADVENTHEALTH MEDICAL GROUP PROMPT CAR	1	242	102	30%	345
WHITE WILSON MEDICAL CENTER PA - NAVARRE		237	107	31%	344
PALM GARDEN OF WEST PALM BEACH□	4	325	15	4%	344

COVID-19: testing by laboratory

Data through Mar 2, 2021 verified as of Mar 3, 2021 at 09:25 AM

Data in this report are provisional and subject to change.

The numbers in the table below represent the number of Florida and non-Florida residents for whom test results were received by the Department of Health. A person can be tested by more than one laboratory and can have both positive and negative results. **Therefore, the sum of the numbers in each column will be larger than the total number of people tested.**

Reporting lab	Inconclusive	Negative	Positive	Percent positive	Total
Palmetto Subacute Care Center		333	11	3%	344
SUN COUNTRY PEDIATRICS PLLC	9	305	29	8%	343
FLOMEDILAB		126	216	63%	342
PruittHealth Panama City	1	277	64	19%	342
NATURE COAST MEDICAL GROUP		249	93	27%	342
HARDEE MANOR HEALTH CARE CENTER	1	337	3	1%	341
ADVENT HEALTH CENTRA CARE - PALM COAST		80	261	77%	341
FLORIDA HEART & VASCULAR MULTISPECIALTY GROUP PA		245	96	28%	341
ARCPPOINT LABS OF SARASOTA MANATEE		261	78	23%	339
SIGNATURE HEALTHCARE OF NORTH FLORIDA		336	3	1%	339
USAFSAM/PHE		174	165	49%	339
SELECT REFERENCE LABORATORIES, LLC	1	326	12	4%	339
ST PETERSBURG PEDIATRICS-PARK BLVD		305	32	9%	337
TRI-COUNTY NURSING AND REHABILITATION CENTER INC		322	15	4%	337
ADVENTHEALTH EXPRESS CARE AT WALGREENS 49TH STREET		285	52	15%	337
CORAL TRACE HEALTH CARE☐	2	330	5	1%	337
Marshall Health and Rehabilitation Center		287	49	15%	336
PEDIATRIC ASSOCIATES OF OCALA PA		305	31	9%	336
Palm Garden of Largo		332	4	1%	336
BRISTOL AT TAMPA, THE	4	323	8	2%	335
SERENADES IN THE VILLAGES		281	53	16%	334
HARDEE COUNTY HEALTH DEPARTMENT		266	67	20%	333
NORTH PINELLAS STATMED QUICK QUALITY CLINICS		236	97	29%	333
CRONOS CLINICAL LABORATORY	22	220	91	27%	333
Bay Breeze Senior Living and Rehabilitation Center		280	53	16%	333
PEDIATRICS BY THE SEA		322	11	3%	333
COLOR GENOMICS, INC.	2	324	6	2%	332
VILLAGE DOCTORS FAMILY MEDICAL CENTER OF		268	63	19%	331
FAIRWAY OAKS CENTER LLC	6	319	6	2%	331
SABAL DIRECT PRIMARY CARE, PA		272	58	18%	330
MANOR CARE OF BOYNTON BEACH LLC		305	24	7%	329
Life Care Center at Wells Crossing		309	19	6%	328
ST PETERSBURG PEDIATRICS-SEMINOLE BLVD		267	61	19%	328
PIONEER CLINICAL LAB, LLC		212	113	35%	325
ATLANTIC SHORES NURSING AND REHAB CENTER	1	314	9	3%	324
MIDWAY SPECIALTY CARE CENTER	3	206	114	35%	323
BAPTIST PRIMARY CARE, INC		297	25	8%	322
DELTONA HEALTH CARE		298	24	7%	322
ROSEWOOD HEALTH AND REHABILITATION CENTER		301	21	7%	322
BAY VILLAGE OF SARASOTA INC		318	3	1%	321
KISSIMMEE FACILITY OPERATIONS LLC		298	23	7%	321
SPEARHEAD MEDICAL		269	50	16%	319
DIGNITY HEALING, LLC		305	14	4%	319
OCEAN VIEW NURSING AND REHAB CENTER		301	16	5%	317
SPECIALTY HEALTH AND REHABILITATION CENTER		291	25	8%	316
HCSO OCCUPATIONAL HEALTH AND WELLNESS CENTER		248	68	22%	316
FL HUD DESTIN, LLC D/B/A GRAND BOULEVARD HEALTH		279	37	12%	316

COVID-19: testing by laboratory

Data through Mar 2, 2021 verified as of Mar 3, 2021 at 09:25 AM

Data in this report are provisional and subject to change.

The numbers in the table below represent the number of Florida and non-Florida residents for whom test results were received by the Department of Health. A person can be tested by more than one laboratory and can have both positive and negative results. **Therefore, the sum of the numbers in each column will be larger than the total number of people tested.**

Reporting lab	Inconclusive	Negative	Positive	Percent positive	Total
LabCorp (Non-Interfaced)	1	124	191	60%	316
PruittHealth Santa Rosa		225	90	29%	315
BIOCEPT		293	22	7%	315
MOBILE MEDICAL ASSOCIATES PL	10	264	41	13%	315
PW WINDERMERE SUBTENANT LLC		314	1	0%	315
SILVER CREEK SENIOR LIVING COMMUNITY		310	5	2%	315
AVANTE AT MT DORA		310	4	1%	314
HEALTH PARK CARE CENTER		310	4	1%	314
CHAUTAUQUA REHABILITATION AND NURSING CENTER		305	9	3%	314
ONESTOP MEDICAL AND URGENT CARE LLC		270	43	14%	313
GENESIS MEDICAL LABORATORY MIAMI FL.		83	230	73%	313
ST LUCIE EMPLOYEE HEALTH & WELLNESS CENTER		307	6	2%	313
BONIFAY NURSING AND REHAB CENTER		282	30	10%	312
KEY WEST HEALTH AND REHAB	1	304	7	2%	312
ELMHURST HOSPITAL CENTER	1	284	26	8%	311
AVENTURA REHAB AND NURSING CENTER		301	10	3%	311
WELL HEALTH WORKS	1	275	35	11%	311
SPRINGTREE REHAB & HEALTH CARE CENTER		292	19	6%	311
LAKE EUSTIS HEALTH AND REHABILITATION CENTER		304	7	2%	311
MEDEXPRESS LUTZ		3	307	99%	310
THE SPRINGS AT BOCA CIEGA BAY		300	9	3%	309
TAMARAC REHABILITATION & HEALTH CENTER		306	3	1%	309
KINDRED HOSPITAL	7	289	13	4%	309
GOOD SAMARITAN SOCIETY-DAYTONA		289	20	6%	309
REHABILITATION CENTER OF LAKE CITY, THE		279	28	9%	307
AVELLINO LAB USA, INC	1	294	12	4%	307
PALMS REHABILITATION AND HEALTHCARE CENTER		269	37	12%	306
SAMANTHA WILSON CARE CENTER	4	292	9	3%	305
PHYSICIANS REGIONAL WALK-IN		185	120	39%	305
KENNEDY PAIN CLINIC GROUP LLC		275	30	10%	305
RIVERS FAMILY MEDICINE PA		226	77	25%	303
MEDICAL CENTER AT OCEAN REEF,THE		288	15	5%	303
ARGO SENIOR LIVING AT HAVERHILL		283	18	6%	301
JACKSON PLAZA NURSING & REHAB CENTER	6	288	6	2%	300
PORT SAINT LUCIE HOSPITAL		291	9	3%	300
PEDIATRIC HEALTH CARE ALLIANCE, PA		268	31	10%	299
BOCA BIOLISTICS REFERENCE LABORATORY	2	185	112	37%	299
AMBULATORY SURGERY CENTER OF BOCA RATON LTD		295	4	1%	299
ST JAMES HEALTH AND REHABILITATION CENTER		214	84	28%	298
Life Care Center of Punta Gorda	1	284	13	4%	298
ENCOMPASS HEALTH REHABILITATION HOSPITAL OF SUNRISE	8	283	6	2%	297
The Care Center at Pinellas Park	1	288	8	3%	297
SAINTS 120 LLC	1	262	34	11%	297
OSPREY LODGE		237	59	20%	296
BUENA VISTA URGENT CARE		264	32	11%	296
FAMILY CARE PARTNERS OF NE FLORIDA LLC		226	70	24%	296
LUTHERAN HAVEN		287	9	3%	296

COVID-19: testing by laboratory

Data through Mar 2, 2021 verified as of Mar 3, 2021 at 09:25 AM

Data in this report are provisional and subject to change.

The numbers in the table below represent the number of Florida and non-Florida residents for whom test results were received by the Department of Health. A person can be tested by more than one laboratory and can have both positive and negative results. **Therefore, the sum of the numbers in each column will be larger than the total number of people tested.**

Reporting lab	Inconclusive	Negative	Positive	Percent positive	Total
BROOKDALE DESTIN		284	12	4%	296
TRINITY REGIONAL REHAB CENTER		280	15	5%	295
LIFE CARE CENTER OF WINTER HAVEN		277	18	6%	295
COLLIER URGENT CARE CENTERS CREEKSIDE		272	23	8%	295
REGENTS PARK OF BOCA RATON□		292	2	1%	294
HEATHER HILL HEALTHCARE CENTER		248	46	16%	294
NORTHWEST MEDICAL CENTER CLINICAL LABORATORY		175	118	40%	293
BAY COUNTY SHERIFFS OFFICE JAIL FACILITY		247	45	15%	292
24/7 PEDIATRIC CARE CENTERS INC		273	19	7%	292
LAKELAND REGIONAL HEALTH SYSTEMS INC		26	266	91%	292
SOUTHWEST ORLANDO FAMILY MEDICINE, PL		243	48	16%	291
PLANT CITY PEDIATRICS	1	232	58	20%	291
BAPTIST PRIMARY CARE INC	1	264	25	9%	290
CROSS POINTE CARE CENTER	2	281	6	2%	289
PALM GARDEN OF GAINESVILLE	2	285	2	1%	289
HOMESTEAD MANOR	2	247	40	14%	289
AUBURN UNIVERSITY MEDICAL CLINIC		227	62	21%	289
HOLIDAY CVS LLC DBA CVS/PHARMACY #0440		280	9	3%	289
LONGWOOD FAMILY PRACTICE		220	69	24%	289
ST JUDE CHILDREN'S RESEARCH HOSPITAL		273	15	5%	288
HOLLEY NAVARRE MEDICAL CLINIC		213	74	26%	287
Solaris Healthcare Lake Bennet		254	33	11%	287
Parkview Rehabilitation Center at Winter Park		279	8	3%	287
CONSULATE HEALTH CARE OF SAFETY HARBOR		281	6	2%	287
COMMUNITY HEALTH AND REHABILITATION CENTER		224	62	22%	286
BRIDGEWATER PARK HEALTH AND REHAB		257	29	10%	286
Coastal Health and Rehabilitation Center		275	11	4%	286
FAMILY EXPRESS URGENT CARE		5	281	98%	286
SEASIDE HEALTH AND REHABILITATION CENTER		227	57	20%	284
AURORA DIAGNOSTICS BERNHARDT LABORATORIES PATHOLOGY SERVICE		190	93	33%	283
ADVENT HEALTH - DELTONA ER		230	53	19%	283
ROSEN MEDICAL CENTER		243	40	14%	283
RULEME CENTER	2	255	26	9%	283
TAVARES PEDIATRICS		240	43	15%	283
AVANTE AT LEESBURG INC		281	1	0%	282
ELMCROFT PINECREST	1	260	21	7%	282
TALLAHASSEE NHHI LLC	1	253	27	10%	281
TUSKAWILLA NURSING AND REHAB CENTER	2	272	7	2%	281
BEAR CREEK NURSING CENTER		276	5	2%	281
URGENT CARE EXPRESS LLC		1	280	100%	281
FLORIDA HEALTH CARE PLANS			281	100%	281
WALGREENS 3173		257	24	9%	281
ESTERO ISLAND MEDICAL CENTER		220	61	22%	281
HOLISTIX TREATMENT CENTERS		274	6	2%	280
MANOR CARE OF NAPLES FL LLC		277	3	1%	280
LASER & SURGERY CENTER OF THE PALM BEACHES□		279	1	0%	280
CLARE BRIDGE ORMOND BEACH	1	279			280

COVID-19: testing by laboratory

Data through Mar 2, 2021 verified as of Mar 3, 2021 at 09:25 AM

Data in this report are provisional and subject to change.

The numbers in the table below represent the number of Florida and non-Florida residents for whom test results were received by the Department of Health. A person can be tested by more than one laboratory and can have both positive and negative results. **Therefore, the sum of the numbers in each column will be larger than the total number of people tested.**

Reporting lab	Inconclusive	Negative	Positive	Percent positive	Total
MANORCARE AT LELY PALMS		274	5	2%	279
PERSONALIZED GENETIC TESTING	1	182	95	34%	278
PRUITT HEALTH-SANTA ROSA		275	2	1%	277
QUALITOX LABORATORIES		105	172	62%	277
DOCTORS MEMORIAL HOSPITAL		155	122	44%	277
EXCEL PEDIATRICS		231	45	16%	276
VILLAGES REGIONAL HOSPITAL SURGERY CENTER LLC, THE		218	58	21%	276
Rehabilitation Center for Park Place LLC		265	11	4%	276
WESTCHESTER GARDENS LIMITED PARTNERSHIP		270	6	2%	276
HARBOURWOOD	1	271	4	1%	276
renaissance health and rehabilitation center		257	18	7%	275
FRICKS PHARMACY		214	61	22%	275
BAYA POINTE NURSING AND REHABILITATION		191	83	30%	274
Glades West Rehabilitation and Nursing Center		266	8	3%	274
JACKSONVILLE KIDS PEDIATRICS, PLLC		241	32	12%	273
MEMPHIS PATHOLOGY LABORATORY	4	251	18	7%	273
BROOKDALE LAKE TAVARES		267	5	2%	272
Solaris Healthcare Coconut Creek		266	6	2%	272
SILVERCREST HEALTH AND REHABILITATION CENTER	3	260	8	3%	271
ACCURATE DIAGNOSTIC LABS, INC		256	15	6%	271
QUOTIENT SCIENCES		260	9	3%	269
NASSAU COUNTY JAIL		226	43	16%	269
Premier Place at The Glenview		260	9	3%	269
DAVID SCOTT MADWAR MD PA□		241	27	10%	268
ADVENT HEALTH CARE CENTER	9	246	13	5%	268
W FRANK WELLS NURSING HOME		240	28	10%	268
JAMES A HALEY VETERANS HOSPITAL			267	100%	267
Life Care Center at Inverrary		261	6	2%	267
HOSPICE OF THE FLORIDA SUNCOAST,THE		265	1	0%	266
WELL-BEING MEDICAL CENTER PLLC		246	20	8%	266
ADVENT HEALTH CENTRA CARE - ORMOND BEACH		113	153	58%	266
SERANADES BY SONATA WEST ORANGE		236	29	11%	265
BRENTWOOD RETIREMENT COMMUNITY	5	228	31	12%	264
Solaris HealthCare Imperial		256	8	3%	264
SIGNATURE HEALTHCARE AT THE COURTYARD		217	47	18%	264
MILLER BIOCONNECT		236	28	11%	264
WHITE-WILSON MEDICAL CENTER - NICEVILLE		236	27	10%	263
ADVANCED AMBULATORY SURGERY CENTER		250	12	5%	262
PAVILION FOR HEALTHCARE, THE		260	2	1%	262
The Grove Health and Rehabilitation		239	23	9%	262
AYERS HEALTH & REHABILITATION CENTER		257	5	2%	262
DEPARTMENT OF HEALTH BUREAU OF FAMILY		259	2	1%	261
LAKE PARK OF MADISON		252	9	3%	261
ST CATHERINE'S WEST REHABILITATION HOSPITAL		249	12	5%	261
PROTEUS MOLECULAR AND CLINICAL LAB	1	149	111	43%	261
AVON PARK PEDIATRICS INC	3	233	24	9%	260
CHIPOLA HEALTH AND REHAB		243	17	7%	260

COVID-19: testing by laboratory

Data through Mar 2, 2021 verified as of Mar 3, 2021 at 09:25 AM

Data in this report are provisional and subject to change.

The numbers in the table below represent the number of Florida and non-Florida residents for whom test results were received by the Department of Health. A person can be tested by more than one laboratory and can have both positive and negative results. **Therefore, the sum of the numbers in each column will be larger than the total number of people tested.**

Reporting lab	Inconclusive	Negative	Positive	Percent positive	Total
CLIFFORD CHESTER SIMS VA NURSING HOME		251	9	3%	260
CONSULATE HEALTHCARE OF KISSIMMEE		247	12	5%	259
FLORIDA WOMAN CARE LABORATORY LLC		232	26	10%	258
VETERANS AFFAIRS MEDICAL CENTER - MIAMI		2	254	99%	256
HAVEN OF OUR LADY OF PEACE INC		248	8	3%	256
USA HEALTH UNIVERSITY HOSPITAL CLINICAL LABORATORY	1	244	10	4%	255
Vi at Lakeside Village Skilled Nursing		249	5	2%	254
WESTWOOD HEALTHCARE SNF		208	46	18%	254
SHELL POINT VILLAGE MEDICAL CENTER		246	7	3%	253
CENTERSTONE OF FLORIDA☐		236	17	7%	253
BROWARD NURSING & REHABILITATION CTR	8	234	11	4%	253
FIRST CHOICE PRIMARY CARE		201	51	20%	252
ABBOTT LABORATORIES		165	87	35%	252
RIVERWOOD HEALTH NH LLC		212	39	16%	251
TIERRA PINES CENTER		239	12	5%	251
MARTIN MEMORIAL MEDICAL CENTER LAB		128	122	49%	250
LA MER NH LLC☐		245	5	2%	250
HUNT CLUB PEDIATRIC ASSOCIATES, P.A.		214	36	14%	250
OKEECHOBEE COUNTY HEALTH DEPT	1	166	82	33%	249
PENSACOLA PEDIATRICS, PA		232	17	7%	249
CHIPOLA MEDICAL ASSOCIATES, LLC		174	75	30%	249
Sunset Point Center		245	4	2%	249
FOUNTAIN INN NURSING & REHABILITATION CTR, INC		242	6	2%	248
ABBOTT DIAGNOSTICS		233	15	6%	248
BUREAU OF CLINICAL LABORATORIES		208	40	16%	248
CARRINGTON PLACE OF ST PETE LLC		242	6	2%	248
Heritage Healthcare at Tallahassee		239	7	3%	246
AVECINA MOBILE		121	125	51%	246
ROSEWOOD HEALTHCARE & REHABILITATION CENTER		239	6	2%	245
Chatsworth at PGA National, LLC		233	12	5%	245
MY HEALTHY BLUEPRINT BY BAPTIST HEALTH CARE		198	46	19%	244
MALABAR/ADVENT CENTRA CARE		48	196	80%	244
Consulate Health Care of North Fort Myers		232	12	5%	244
WIMAUMA COMMUNITY HEALTH CENTER		199	45	18%	244
AMERICAN FINNISH NURSING HOME	2	234	7	3%	243
ARCHER HEALTH VENTURES, LLC		217	25	10%	242
SOUTHERN LABORATORY SERVICES OF NWF		213	29	12%	242
FORT MYERS REHABILITATION AND NURSING CENTER		216	26	11%	242
KR at Hillsborough Lakes/Lutz Healthcare		232	10	4%	242
LODGE HEALTH AND REHABILITATION CENTER, THE		210	32	13%	242
ADVENT HEALTH - ORLANDO		183	58	24%	241
GOOD SAMARITAN CARES		236	5	2%	241
STERLING HOUSE OF DELAND		240	1	0%	241
CLARE BRIDGE OF SARASOTA		238	2	1%	240
HOSPICE OF LAKE & SUMTER INC	1	233	5	2%	239
ARBOR FACILITY INC		239			239
MIAMI JEWISH HEALTH SYSTEMS, INC	3	228	8	3%	239

COVID-19: testing by laboratory

Data through Mar 2, 2021 verified as of Mar 3, 2021 at 09:25 AM

Data in this report are provisional and subject to change.

The numbers in the table below represent the number of Florida and non-Florida residents for whom test results were received by the Department of Health. A person can be tested by more than one laboratory and can have both positive and negative results. **Therefore, the sum of the numbers in each column will be larger than the total number of people tested.**

Reporting lab	Inconclusive	Negative	Positive	Percent positive	Total
FLORIDA CLINICAL LABORATORY-BIOREFERENCE LABORATORIES		89	150	63%	239
Life Care Center of Sarasota		226	13	5%	239
AMERICAN HOUSE SENIOR LIVING		189	50	21%	239
PALM GARDEN OF AVENTURA		236	3	1%	239
ORANGE COUNTY HEALTH DEPT		228	11	5%	239
West Melbourne Health and Rehabilitation Center		237	1	0%	238
FLORIDA KEYS PEDIATRICS & ADOLESCENT CENTER		226	12	5%	238
AZALEA TRACE		224	13	5%	237
SARAPATH DIAGNOSTICS		119	118	50%	237
Solaris Senior Living North Naples ALF		228	9	4%	237
EDGEWATER AT WATERMAN VILLAGE,THE		221	15	6%	236
HOMESTEAD VILLAGE		225	11	5%	236
TERRACES OF LAKE WORTH CARE CENTER□		224	12	5%	236
Crossbreeze care center	1	232	2	1%	235
FELLOWSHIP HOME AT THE FAIRWAY LLC		228	7	3%	235
OAK HAMMOCK AT THE UNIVERSITY OF FLORIDA		229	6	3%	235
REGENTS PARK AT AVENTURA		221	14	6%	235
BAY TREE CARE AND REHABILITATION CENTER		197	38	16%	235
STATMED QUICK QUALITY CLINIC AT NORTH PINELLAS		66	168	72%	234
Chatham Glen Healthcare and Rehabilitation Center		226	7	3%	233
UCC - WELLINGTON		3	230	99%	233
Cross Gardens Care Center		232	1	0%	233
ARTHREX MEDICAL CENTER	1	131	100	43%	232
TGH		1	231	100%	232
ADVENT HEALTH - TIMBERRIDGE ER		195	36	16%	231
LAKESIDE NEUROLOGIC		221	10	4%	231
ARCPPOINT LABS OF ST PETERSBURG		152	79	34%	231
ATLANTIC URGENT CARE		155	76	33%	231
MANDARIN PEDIATRICS		209	21	9%	230
ManorCare Health Services-Palm Harbor	1	229			230
NORTH FLORIDA PEDIATRICS - MARIANNA		192	38	17%	230
CYPRESS COVE		224	6	3%	230
Heartland Healthcare of Ft. Myers	1	227	1	0%	229
LYNN HAVEN SPORTS COMPLEX-WALKON CLINIC		21	208	91%	229
ST MARK VILLAGE	1	222	5	2%	228
BOND CLINIC, PA		165	63	28%	228
DE LUNA HEALTH AND REHABILITATION CENTER		206	22	10%	228
WASHINGTON REHAB AND NURSING		218	10	4%	228
CHEEK AND SCOTT DRUGS INC		185	42	19%	227
Lake Port Square Health Center		210	16	7%	226
PARKS HEALTHCARE & REHABILITATION CTR	4	211	11	5%	226
Consulate Health Care of St. Petersburg		218	7	3%	225
Lakewood Nursing Center		196	29	13%	225
ST AUGUSTINE HEALTH & REHAB CENTER		223	1	0%	224
Avante at Inverness		223	1	0%	224
PEDIATRICS IN BREVARD PA		188	36	16%	224
LEHIGH VALLEY GENOMICS			223	100%	223

COVID-19: testing by laboratory

Data through Mar 2, 2021 verified as of Mar 3, 2021 at 09:25 AM

Data in this report are provisional and subject to change.

The numbers in the table below represent the number of Florida and non-Florida residents for whom test results were received by the Department of Health. A person can be tested by more than one laboratory and can have both positive and negative results. **Therefore, the sum of the numbers in each column will be larger than the total number of people tested.**

Reporting lab	Inconclusive	Negative	Positive	Percent positive	Total
WHITE WILSON MEDICAL IMMEDIATE CARE NICEVILLE		16	206	93%	222
NORTH FLORIDA PEDIATRICS PA - DUVAL		193	29	13%	222
PINNACLES PEDS CARE PA		222			222
WALGREENS 10670		196	24	11%	220
WOOD LAKE HEALTH AND REHABILITATION CENTER		219			219
DISCOVERY VILLAGE AT MELBOURNE		193	26	12%	219
PALM BEACH PEDIATRICS PA	2	187	30	14%	219
CCS - JOSEPH V CONTE		217	2	1%	219
Boynton Beach Rehabilitation Center	2	213	4	2%	219
Signature healthcare of Jacksonville		213	5	2%	218
Avante at Orlando		214	4	2%	218
THE RESIDENCE AT TIMBER PINES	4	189	25	11%	218
HEARTLAND PEDIATRICS OF LAKE PLACID PA		188	30	14%	218
ST. CLOUD REGIONAL MEDICAL CENTER		199	18	8%	217
LAKE PORT SQUARE		200	17	8%	217
ADVENT HEALTH - WESTCHASE ER		182	35	16%	217
ASCENSION MEDICAL GROUP		5	212	98%	217
THE MANOR AT CARPENTERS		185	32	15%	217
BROOKDALE ATRIM WAY		210	6	3%	216
MACCLENNY NURSING AND REHAB		198	18	8%	216
UNIVERSITY OF CENTRAL FLORIDA HEALTH SERVICES		214	1	0%	215
GATEWAY/ADVENT CENTRA CARE	1	24	190	88%	215
BLOCK, NATION, CHASE, AND SMOLEN FAMILY MEDICINE		157	57	27%	214
FLORIDA ATLANTIC UNIVERSITY STUDENT HEALTH		177	37	17%	214
FORT PIERCE HEALTH CARE		207	7	3%	214
Orchid Cove at Sarasota		213	1	0%	214
SURREY PLACE CARE CENTER		207	6	3%	213
Consulate Healthcare of West Palm Beach		197	16	8%	213
BAYVIEW CENTER		208	5	2%	213
WIREGRASS DIRECT PRIMARY CARE PLLC□		179	33	16%	212
PCB CLINIC		167	45	21%	212
San Jose Health & Rehabilitation		206	6	3%	212
ARDEN COURTS OF TAMPA□	2	205	5	2%	212
POCONO MEDICAL CENTER		212			212
CITY OF PORT SAINT LUCIE		199	13	6%	212
CONSULATE HEALTH CARE OF WINTER HAVEN		209	3	1%	212
CONEY ISLAND HOSPITAL		205	7	3%	212
SUPERIOR RESIDENCES OF PANAMA CITY BEACH		205	6	3%	211
CORAL REEF NURSING & REHABILITATION CENTER		207	4	2%	211
SUNRISE DIAGNOSTIC LABORATORY		158	53	25%	211
EDGEWOOD NURSING CENTER		204	7	3%	211
SAMIR EBEID MD		190	21	10%	211
AMELIA MEDICAL CARE		63	147	70%	210
AZALEA TRACE PHYSICIAN SERVICES		207	2	1%	209
THE PALACE NURSING AND REHABILITATION CENTER		209			209
NSPIRE HEALTHCARE LAUDERHILL		203	6	3%	209
HEALTH FIRST - HOLMES REGIONAL MEDICAL CENTER		32	177	85%	209

COVID-19: testing by laboratory

Data through Mar 2, 2021 verified as of Mar 3, 2021 at 09:25 AM

Data in this report are provisional and subject to change.

The numbers in the table below represent the number of Florida and non-Florida residents for whom test results were received by the Department of Health. A person can be tested by more than one laboratory and can have both positive and negative results. **Therefore, the sum of the numbers in each column will be larger than the total number of people tested.**

Reporting lab	Inconclusive	Negative	Positive	Percent positive	Total
Whispering Oaks	11	175	23	11%	209
DOCTORS MEMORIAL FAMILY MEDICINE	2	143	64	31%	209
TAYLOR CARE CENTER		204	5	2%	209
Surrey Place Healthcare and Rehabilitation		207	2	1%	209
Concordia Village of Tampa AL		204	5	2%	209
APLS SERVICES LLC D/B/A CLEAR DIAGNOSTICS	12	195	2	1%	209
ADVENTHEALTH EXPRESS CARE AT WESLEY CH		186	22	11%	208
Bayside Health and Rehabilitation		177	31	15%	208
FULGENT GENETICS	2	165	40	19%	207
BREVARD HEALTH ALLIANCE INC, THE		196	11	5%	207
PALMS MEDICAL GROUP HIGH SPRINGS		174	33	16%	207
LCS SANDHILL COVE LLC DBA	6	192	9	4%	207
VETERANS AFFAIRS ORLANDO VA MEDICAL CENTER			207	100%	207
PONTE VEDRA GARDENS		205	1	0%	206
ADVENT HEALTH - LAKE NONA		178	27	13%	205
WILLIAM OWEN PASS PARK		184	20	10%	204
BARTON HEALTH ALLIANCE		159	45	22%	204
BORLAND GROOVER CLINIC	1	167	35	17%	203
GLENRIDGE ON PALMER RANCH,THE		195	8	4%	203
BROOKDALE OF SPRING HILL	9	192	2	1%	203
MACTOWN, INC		201	2	1%	203
SOLARIS SENIOR LIVING VERO BEACH		196	7	3%	203
POLK COUNTY HEALTH DEPARTMENT		178	24	12%	202
ADVENT HEALTH CENTRA CARE - APOPKA NORTH		172	30	15%	202
PATHGROUP LABS LLC		97	105	52%	202
LIFE CARE CENTER OF PORT ST. LUCIE		191	10	5%	201
COLONY CLUB ALF,THE	1	187	13	6%	201
ADVENT HEALTH CENTRA CARE - DAYTONA BEACH		94	107	53%	201
PADDOCK RIDGE		198	3	1%	201
VAMC WEST PALM LAB		5	196	98%	201
Governors Creek Health and Rehabilitation	1	198	2	1%	201
ST ANTHONYS REHABILITATION HOSPITAL	9	190	2	1%	201
Nspire Health Care Kendall		190	10	5%	200
ANGELS DIAGNOSTIC GROUP		158	42	21%	200
HERITAGE HEALTHCARE AND REHABILITATION CENTER		195	5	3%	200
SOUTHLAND SUITES OF ORMOND BEACH	4	195			199
ADVENT HEALTH - CARROLLWOOD	4	169	26	13%	199
INN AT ASTON GARDENS, THE		192	7	4%	199
GOOD SAMARITAN SOCIETY OF DELAND		188	11	6%	199
LAKEVIEW INTERNAL MEDICINE		143	56	28%	199
220 GOLDEN, LLC	1	181	16	8%	198
LAUREL POINT CARE ACQUISITION LLC DBA SANDGATE GARDENS REHAB AND NURSI		171	27	14%	198
DEPARTMENT OF HEALTH & HUMAN SERVICES		198			198
CORAL GABLES NURSING & REHABILITATION CENTER		187	10	5%	197
ABBIEJEAN RUSSELL CARE CENTER		195	1	1%	196
MATHISON RETIREMENT COMMUNITY, INC	1	187	8	4%	196
LAKE VIEW CARE CENTER AT DELRAY		189	6	3%	195

COVID-19: testing by laboratory

Data through Mar 2, 2021 verified as of Mar 3, 2021 at 09:25 AM

Data in this report are provisional and subject to change.

The numbers in the table below represent the number of Florida and non-Florida residents for whom test results were received by the Department of Health. A person can be tested by more than one laboratory and can have both positive and negative results. **Therefore, the sum of the numbers in each column will be larger than the total number of people tested.**

Reporting lab	Inconclusive	Negative	Positive	Percent positive	Total
CONSULATE HEALTH CARE OF MELBOURNE		191	4	2%	195
TARPON POINT NURSING AND REHABILITATION CENTER		191	3	2%	194
EVENT MED SERVICES LABORATORY		190	4	2%	194
Cross Terrace REhabilitation		192	2	1%	194
NO FLORIDA PEDIATRICS, PA		167	27	14%	194
SARNO EXTENDED HOURS		124	69	36%	193
Sunnyside Nursing Home		188	4	2%	192
HOLISTIC PEDIATRICS GROUP LLC		171	21	11%	192
LUIS A GHIGLINO MD PA		185	7	4%	192
OAKBROOK HEALTH AND REHABILITATION CENTER	1	176	14	7%	191
HEALTH LINK DIAGNOSTIC LABORATORIES		182	9	5%	191
MORSELIFE MEMORY CARE RESIDENCE		182	9	5%	191
FLORIDA HEALTH CARE PLAN INC		2	189	99%	191
NEO GENOMICS - FORT MYERS	1	183	6	3%	190
CYPRESS POINT LIVING, LLC		174	15	8%	189
CHILDREN MED CARE INC		158	31	16%	189
GUEST HOUSE OCALA, THE		184	5	3%	189
FINLAY CLINICAL LABORATORY INC		36	152	81%	188
WOMEN'S CARE FLORIDA LABORATORY		183	5	3%	188
OCEAN REEF MEDICAL CENTER		150	38	20%	188
VI AT BENTLEY VILLAGE HOME CARE		187	1	1%	188
Flagler Health and Rehabilitation		185	3	2%	188
DAIRY ROAD URGENT CARE	2	80	105	56%	187
PALM HARBOR FAMILY PRACTICE & WALK-IN		140	47	25%	187
AMA MEDICAL GROUP LLC		156	31	17%	187
BOCA RATON REHABILITATION CENTER	4	180	3	2%	187
MEDICAL CONSULTANTS OF FLORIDA LLC	1	153	33	18%	187
PLANTATION NURSING & REHAB CENTER		187			187
The Waterford		184	2	1%	186
ANTHEM LAKES LLC		151	35	19%	186
WATERMARK LAKE POINTE WOODS LLC		167	18	10%	185
ADVENT		172	13	7%	185
ST PETERSBURG PEDIATRICS-EAST BAY	1	154	30	16%	185
VIERA MANOR ASSISTED LIVING RESIDENCE		178	7	4%	185
DOS OF NORTH SHORES NURSING & REHAB CENTER		185			185
GRACE PEDIATRICS		155	30	16%	185
NIGHT LITE PEDIATRICS WINTER GARDEN		144	41	22%	185
ST. JAMES BAY HEALTH AND REHABILITATION CENTER		183	1	1%	184
LEESBURG PEDIATRICS		161	23	13%	184
SANDY PINES	2	164	18	10%	184
GEORGIA DEPARTMENT OF PUBLIC HEALTH	1	5	178	97%	184
POMPANO REHABILITATION AND NURSING CTR		184			184
ADVENT HEALTH CENTRA CARE - WESLEY CHAPEL		13	170	93%	183
FIRST CHOICE PEDIATRICS SEMORAN		96	87	48%	183
NURSING PLUS OF BROWARD LLC		168	15	8%	183
BAPTIST HEALTH PRIMARY CARE	1	134	48	26%	183
ADVANCED MEDICAL GROUP		1	182	99%	183

COVID-19: testing by laboratory

Data through Mar 2, 2021 verified as of Mar 3, 2021 at 09:25 AM

Data in this report are provisional and subject to change.

The numbers in the table below represent the number of Florida and non-Florida residents for whom test results were received by the Department of Health. A person can be tested by more than one laboratory and can have both positive and negative results. **Therefore, the sum of the numbers in each column will be larger than the total number of people tested.**

Reporting lab	Inconclusive	Negative	Positive	Percent positive	Total
HOSPITAL FOR SPECIAL SURGERY		179	3	2%	182
MARTIN ACQUISITION 1 LLC DBA		169	13	7%	182
RITECARE MEDICAL CENTER		118	64	35%	182
BROOKDALE ORANGE PARK		181	1	1%	182
UNIVERSITY OF MIAMI		54	127	70%	181
TUSCAN GARDENS OF PALM COAST		176	5	3%	181
CANTERFIELD OF CLAY COUNTY		143	38	21%	181
NADAL PEDIATRICS - VICTORIA STREET (3385)		153	28	15%	181
BAY VUE NURSING AND REHABILITATION CENTER		171	10	6%	181
ARDEN COURTS OF SEMINOLE		139	41	23%	180
PATRIOT MEDICAL LABORATORIES		172	8	4%	180
STERLING HOUSE OF PUNTA GORDA		178	1	1%	179
PBC FIREFIGHTER BENEFIT FUND WELLNESS CENTER		143	36	20%	179
YOUR FAMILY WALK-IN CLINIC		13	166	93%	179
ZON BEACHSIDE LLC		142	37	21%	179
SUNCOAST URGENT CARE		131	47	26%	178
BARKLEY PLACE	1	173	4	2%	178
JACKSONVILLE UNIVERSITY	1	164	13	7%	178
ADVENT HEALTH CENTRA CARE - CARROLLWOOD		5	172	97%	177
Heritage Park Rehabilitation & Healthcare		159	18	10%	177
LAB CORP	1	100	76	43%	177
MIRACLE HILL NURSING & REHABILITATION CENTER INC		171	5	3%	176
Emory L Bennett State Veterans Nursing Home		173	3	2%	176
PRIMECARE OF DOTHAN		122	54	31%	176
DISCOVERY VILLAGE AT NAPLES		159	17	10%	176
JACKSONVILLE NURSING AND REHAB CENTER		169	6	3%	175
ORLANDO HEALTH EMERGENCY DEPARTMENT		163	12	7%	175
The Inn at Sarasota Bay Club		172	2	1%	174
ALL SEASONS NAPLES LLC		169	5	3%	174
ARDEN COURTS OF LARGO FL, LLC		153	21	12%	174
ASTON GARDENS AT PELICAN MARSH		169	5	3%	174
GULF COAST MEDICAL CENTER		169	4	2%	173
PALM BEACH COUNTY FIREFIGHTERS HEALTH CLINIC, LLC		138	34	20%	172
CANTERFIELD OF OCALA, LLC		161	11	6%	172
KENILWORTH CARE & REHABILITATION CENTER		162	10	6%	172
AFTER HOURS PEDIATRICS INC	1	1	170	99%	172
US MEDICAL CARE, INC		154	18	10%	172
CENTRAL FLORIDA HEALTHCARE GROUP LLC		150	21	12%	171
ROSECASTLE OF CITRUS		141	30	18%	171
GENE BY GENE		61	110	64%	171
IMA MEDICAL GROUP		111	60	35%	171
JUPITER MEDICAL CENTER URGENT CARE - STUART		124	47	27%	171
BROOKDALE FORT MYERS THE COLONY		167	4	2%	171
FLAGLER COUNTY DETENTION CENTER		162	8	5%	170
ALLSOUTH URGENT CARE		6	164	96%	170
EDWARD J HEALEY REHAB & NURSING CENTER		170			170
Life Care Center of Orlando		164	5	3%	169

COVID-19: testing by laboratory

Data through Mar 2, 2021 verified as of Mar 3, 2021 at 09:25 AM

Data in this report are provisional and subject to change.

The numbers in the table below represent the number of Florida and non-Florida residents for whom test results were received by the Department of Health. A person can be tested by more than one laboratory and can have both positive and negative results. **Therefore, the sum of the numbers in each column will be larger than the total number of people tested.**

Reporting lab	Inconclusive	Negative	Positive	Percent positive	Total
NEW YORK CITY DEPARTMENT OF HEALTH & MENTAL		136	33	20%	169
FORT WALTON REHABILITATION CENTER		133	36	21%	169
QUICK CARE MED LLC	1	121	47	28%	169
HOSPICE OF ST FRANCIS INC□		163	6	4%	169
FARAH MEDICAL		158	10	6%	168
HAWKINS FAMILY MEDICINE LLC	1	118	49	29%	168
TUSCAN GARDENS OF VENETIA MANAGEMENT COMPANY		155	13	8%	168
PANAMA CITY DEVELOPMENTAL CENTER□		168			168
EMERALD COAST PEDIATRICS & ADOL		152	16	10%	168
BENDERSON FAMILY SKILLED NURSING AND□		151	17	10%	168
SOUTH BALDWIN REGIONAL MEDICAL CENTER		156	11	7%	167
EXOSOME DIAGNOSTICS	1	148	18	11%	167
CONCORD LIFE SCIENCES LLC	1	149	17	10%	167
ADVENT HEALTH CENTRA CARE - TEMPLE TERRACE	1	103	63	38%	167
URGENT CARE OF THE PALM BEACHES, NORTH PALM BEACH			167	100%	167
JUPITER MEDICAL CENTER URGENT CENTER		130	36	22%	166
BRIGHTON EGGERT PHARMACY INC		161	5	3%	166
BEACON AT GULF BREEZE, THE	2	155	9	5%	166
PATHWAY PHARMACY		134	32	19%	166
ROSECASTLE OF ZEPHRHILLS		162	3	2%	165
STERLING HOUSE OF WINTER HAVEN		162	3	2%	165
CITRUS HEALTH AND REHAB		132	33	20%	165
NORTH FLORIDA INTERNAL MEDICINE PA		131	34	21%	165
THE ARLINGTON OF NAPLES INC.		162	3	2%	165
SUWANNEE VALLEY NURSING CENTER		150	14	9%	164
OSPREY VILLAGE AT AMELIA ISLAND LTD		155	9	5%	164
TRI COUNTY NURSING HOME		162	1	1%	163
MEADOWCREST FAMILY PHYSICIANS		97	66	40%	163
WORKPLACE SCREENING INTELLIGENCE			163	100%	163
MIAMI VA HEALTHCARE SYSTEM			163	100%	163
BRADENTON HEALTH CARE		163			163
LAKESIDE HEALTH CENTER		163			163
PRECISION GENETICS, INC		157	6	4%	163
GLADES HEALTH CARE CENTER		159	3	2%	162
CAYUGA MEDICAL CENTER AT ITHACA		157	5	3%	162
BAY EDUCATORS WELLNESS CENTER		105	57	35%	162
CRYSTAL RIVER HEALTH & REHAB		161			161
SOMERBY LAKE NONA		154	7	4%	161
WOODBIDGE FACILITY INC		156	5	3%	161
SPRINGS AT LAKE POINTE WOODS		159	2	1%	161
KEYSTONE REHAB		160			160
LORI MCAULIFFE MD PA		137	23	14%	160
GREENBRIAR REHABILITATION AND NURSING CENTER	1	159			160
ARCADIA HEALTH AND REHABILITATION CENTER		100	59	37%	159
BIOIQ		111	48	30%	159
HIGHLANDS URGENT CARE			159	100%	159
BROOKDALE PENSACOLA		158	1	1%	159

COVID-19: testing by laboratory

Data through Mar 2, 2021 verified as of Mar 3, 2021 at 09:25 AM

Data in this report are provisional and subject to change.

The numbers in the table below represent the number of Florida and non-Florida residents for whom test results were received by the Department of Health. A person can be tested by more than one laboratory and can have both positive and negative results. **Therefore, the sum of the numbers in each column will be larger than the total number of people tested.**

Reporting lab	Inconclusive	Negative	Positive	Percent positive	Total
PHYSICIANS REGIONAL MEDICAL CENTER - PINE RIDGE		19	139	88%	158
WHITE WILSON MEDICAL CENTER IMMEDIATE CARE		51	107	68%	158
MID FLORIDA PATHOLOGY LLC MOBILE UNIT #4		107	51	32%	158
CSL PLASMA		31	127	80%	158
WUESTHOFF REF LABORATORY			158	100%	158
MOBILE INFIRMARY MED CENTER PATH LAB		143	15	9%	158
WESLEY HAVEN VILLA	1	122	34	22%	157
COASTAL INTERNAL MEDICINE		119	38	24%	157
BERNHARDT LABORATORIES	1	105	50	32%	156
Englewood Healthcare and Rehab		141	15	10%	156
CARENOW LAKE MARY		26	130	83%	156
TIMBERRIDGE NURSING HOME & REHAB		123	33	21%	156
KINDRED HOSPITAL THE PALM BEACHES		151	5	3%	156
COCOA BEACH/ADVENT CENTRA		41	114	74%	155
PEDIATRICS OF GREATER ORLANDO		134	21	14%	155
SUNY UPSTATE MEDICAL UNIVERSITY		145	10	6%	155
HUNT CLUB PEDIATRIC ASSOCIATES PA		99	56	36%	155
PALMETTTO FACILITY INC	1	153			154
RENAISSANCE AT THE TERRACES		153	1	1%	154
PEDIATRIC SPECIALISTS MEDICAL GROUP	1	142	11	7%	154
DIAMOND RIDGE		147	7	5%	154
FAWCETT MEMORIAL HOSPITAL-LAB		39	115	75%	154
PRUITT HEALTH		152	2	1%	154
CARE CENTERS OF NASSAU		151	3	2%	154
DOLPHIN POINTE HEALTH CARE LLC		134	19	12%	153
HIALEAH SHORES NURSING AND REHAB CENTER		145	8	5%	153
DOCTORS MEMORIAL FAMILY PRACTICE	2	118	33	22%	153
ALTAMONTE MD			153	100%	153
BARTRAM CROSSING		153			153
BRADEN RIVER REHABILITATION CENTER LLC		152			152
ST VINCENT'S AMBULATORY CARE INC DBA	2	132	18	12%	152
MILLENNIUM PHYSICIAN GROUP LLC		130	22	14%	152
LAKEVIEW TERRACE RETIREMENT COMMUNITY		135	17	11%	152
PARTICLE THEORY LABS		139	13	9%	152
MIDWAY PRIMARY CARE, LLC	11	79	61	40%	151
SUMMERFIELD EMERGENCY ROOM		114	37	25%	151
ANCHOR CARE AND REHABILITATION CENTER		150	1	1%	151
POINTE, THE		122	28	19%	150
VIERA DEL MAR HEALTH AND REHABILITATION CENTER		146	4	3%	150
HIGHLANDS LAKE CENTER		146	4	3%	150
MEDICATION ROOMS-CSU/CI NURSE STATION	1	138	11	7%	150
LABORATORY OF FLORIDA		97	53	35%	150
The Crossroads		149	1	1%	150
SUNNY HILLS ALF OF SEBRING INC		138	11	7%	149
PRECISION HEALTH RESOURCES, LLC	1	133	15	10%	149
METROPOLITAN HOSPITAL CENTER		143	6	4%	149
WILLISTON PEDIATRICS PA	1	126	22	15%	149

COVID-19: testing by laboratory

Data through Mar 2, 2021 verified as of Mar 3, 2021 at 09:25 AM

Data in this report are provisional and subject to change.

The numbers in the table below represent the number of Florida and non-Florida residents for whom test results were received by the Department of Health. A person can be tested by more than one laboratory and can have both positive and negative results. **Therefore, the sum of the numbers in each column will be larger than the total number of people tested.**

Reporting lab	Inconclusive	Negative	Positive	Percent positive	Total
ARDEN COURTS OF DELRAY BEACH FL LLC	3	136	10	7%	149
LABCORP BURLINGTON		117	32	21%	149
FLORIDA DEPARTMENT OF HEALTH IN TAYLOR COUNTY	1	104	43	29%	148
WRIGHTS HEALTH CARE AND REHABILITATION CENTER		118	30	20%	148
KRYSTAL BAY NURSING AND REHABILITATION		144	4	3%	148
GOLD CHOICE SENIOR COMMUNITIES		107	40	27%	147
SEAGRASS VILLAGE FLEMING ISLAND		110	37	25%	147
SONATA COCONUT CREEK	2	122	23	16%	147
REFUAH HEALTH CENTER LABORATORY		140	7	5%	147
CHARTER SENIOR LIVING OF PANAMA CITY BEACH		126	21	14%	147
SIGNATURE HEALTHCARE OF ORANGE PARK		144	3	2%	147
NO FLORIDA PEDIATRICS, PA - BRADFORD		119	27	18%	146
CORE BIO LABS		76	70	48%	146
PROVIDENCE HOSPITAL LABORATORY		138	8	5%	146
PHYSICIAN PARTNERS PERRY		84	62	42%	146
Quail Run Health Care Center		146			146
Kindred Hospital South Florida Hollywood SNU		139	7	5%	146
VILLAGE PEDIATRICS LLC		121	25	17%	146
JUNO DERMATOLOGY LLC		132	13	9%	145
MILLENNIUM LAB SERVICES			145	100%	145
BROOKDALE CAPE CORAL		145			145
REGENCY CARE OF BLOUNTSTOWN LLC		135	10	7%	145
NCRNC INC		140	4	3%	144
FHMG-FLORIDA HOSPITAL MEDICAL GROUP		122	22	15%	144
VIPEDIATRICS PLLC		132	12	8%	144
WALGREENS 6221		127	17	12%	144
PALM BEACH COUNTY HEALTH DEPT LAB	4	134	6	4%	144
JEFFERY WEINZWEIG		2	141	99%	143
ADVENTHEALTH CENTRA CARE PONCIANA	1	81	61	43%	143
OAKHURST CENTER		135	7	5%	142
WEST COAST FAMILY MEDICAL CARE		111	31	22%	142
NAVARRE GARDENS LLC		117	25	18%	142
BENTON HOUSE AT OAKLEAF		112	30	21%	142
FAMILY EXTENDED CARE OF CENTRAL TAMPA		123	18	13%	141
NAPHCARE, INC AT MANATEE COUNTY JAIL		116	25	18%	141
UNITED CLINICAL LABORATORIES		132	9	6%	141
PORT ST LUCIE REHABILITATION AND HEALTHCARE		98	43	30%	141
NOVARI CARE LLC		97	44	31%	141
CROSSWINDS HEALTH AND REHABILITATION CENTER	1	138	2	1%	141
OAKS OF KISSIMMEE HEALTH AND REHABILITATION CENTER		138	3	2%	141
ELLENTON PEDIATRICS PA		129	11	8%	140
GRAVITY DIAGNOSTICS, LLC		36	104	74%	140
STAR CARE		121	19	14%	140
WEDGEWOOD HEALTHCARE CENTER		92	48	34%	140
F&T MEDICAL RESEARCH, INC		140			140
ALL FLORIDA FAMILY AND SPORTS MEDICINE		121	19	14%	140
JACKSON COUNTY HEALTH DEPARTMENT		98	42	30%	140

COVID-19: testing by laboratory

Data through Mar 2, 2021 verified as of Mar 3, 2021 at 09:25 AM

Data in this report are provisional and subject to change.

The numbers in the table below represent the number of Florida and non-Florida residents for whom test results were received by the Department of Health. A person can be tested by more than one laboratory and can have both positive and negative results. **Therefore, the sum of the numbers in each column will be larger than the total number of people tested.**

Reporting lab	Inconclusive	Negative	Positive	Percent positive	Total
LAKE REGIONAL URGENT CARE		9	130	94%	139
VILLAGE PLACE NH LLC□		115	24	17%	139
Gulf Coast Healthcare (Longwood Health and Rehab		118	21	15%	139
VILLA MARIA WEST SKILLED NURSING FACILITY		131	7	5%	138
LabCorp L#09258090 M#09258105		74	64	46%	138
The Ponce Therapy Care Center		134	4	3%	138
DAYSPRING VILLAGE		116	22	16%	138
SEAVIEW NURSING AND REHABILITATION CENTER		137	1	1%	138
Hampton Court Nursing and Rehabilitation Center		136	2	1%	138
ADVENTHEALTH HOSPICE CARE CENTRAL FLORIDA		135	3	2%	138
AMERICAN PATHOLOGY PARTNERS		136	2	1%	138
QUEENS HOSPITAL CENTER	1	127	9	7%	137
CARENOW URGENT CARE - LAKE MARY			137	100%	137
PPC-LAB EDI ORCHARD BI		129	8	6%	137
ADVENT HEALTH CENTRA CARE - CITRUS PARK		9	128	93%	137
MANOR AT BLUEWATER BAY		131	6	4%	137
AUGUSTUS LABS LLC		108	29	21%	137
ADVENT HEALTH CENTRA CARE - DELAND		28	109	80%	137
DESOTO PALMS ALF		132	5	4%	137
CRANE CENTER		106	31	23%	137
RDV SPORTSPLEX PEDIATRICS		115	22	16%	137
SONATA DELRAY BEACH		125	11	8%	136
ADVENT HEALTH CENTRA CARE - ORANGE CITY	1	53	82	60%	136
CLARE BRIDGE OF CAPE CORAL	1	135			136
Nemours Children's Urgent Care		80	56	41%	136
REGENCY PARK		117	18	13%	135
A PLUS PEDIATRICS		117	18	13%	135
MV MEDICAL PRACTICE DBA PRIMARY URGENT CARE		128	7	5%	135
IRL MARKET LAB ALACHUA		104	31	23%	135
MED COMP SCIENCES		1	134	99%	135
GRAVITY DIAGNOSTICS		48	87	64%	135
TUSCAN ISLE CHAMPIONSGATE OP CO LLC		133	2	1%	135
LONGWOOD HEALTH AND REHABILITATION CENTER		124	11	8%	135
PEDIATRIC CARE CENTER		135			135
CAREATC CITY OF TAMPA		108	26	19%	134
ADVANCED MEDICAL CENTER		86	48	36%	134
HEALTHPOINT MED GRP OF THE EMERALD COAST LLC		104	30	22%	134
DOCTOR'S IN HOUSE LABORATORY		18	116	87%	134
STEWART MEDICAL GROUP		34	99	74%	133
SOUTH CAMPUS FACILITY INC		122	11	8%	133
WALGREENS 4915	1	118	14	11%	133
DB MD		118	15	11%	133
AMERICAN FAMILY MEDICAL LLC		93	39	30%	132
FINNISH AMERICAN REST HOME-ALF		130	2	2%	132
THE REHABILITATION CENTER OF LAKE CITY		127	5	4%	132
THE WELLNESS CENTER AT LAKEWOOD RANCH		43	88	67%	131
INTEGRATED REGIONAL LABORATORIES		119	12	9%	131

COVID-19: testing by laboratory

Data through Mar 2, 2021 verified as of Mar 3, 2021 at 09:25 AM

Data in this report are provisional and subject to change.

The numbers in the table below represent the number of Florida and non-Florida residents for whom test results were received by the Department of Health. A person can be tested by more than one laboratory and can have both positive and negative results. **Therefore, the sum of the numbers in each column will be larger than the total number of people tested.**

Reporting lab	Inconclusive	Negative	Positive	Percent positive	Total
MAINSTREAM DIAGNOSTIC LABORATORY LLC		112	19	15%	131
NORTH BEACH REHABILITATION CENTER		129	2	2%	131
CITRUS MEMORIAL HOSPITAL			131	100%	131
FOUNTAINS OF HOPE LLC, THE		130	1	1%	131
CENTRACARE		17	113	87%	130
LIFE BRITE		114	16	12%	130
FLORIDA HEALTH CARE PLANS INC		1	129	99%	130
SACRED HEART HEALTH SYSTEM INC		102	27	21%	129
BMHSI-AEL MICROBIOLOGY LABORATORY	2	102	25	19%	129
MACKOUL PEDIATRICS FORT MYERS		112	17	13%	129
BHA CENTRAL COUNTY CLINIC		103	26	20%	129
The Crossings		127	2	2%	129
TRI-COUNTY NURSING HOME		117	12	9%	129
WILLOW BROOKE COURT AT AZALEA TRACE		127	1	1%	128
Lakeside Nursing and Rehabilitation Center	1	102	25	20%	128
LIFE CARE CENTER OF ALTAMONTE SPRINGS		102	26	20%	128
CLEARWATER STATMED QUICK QUALITY CLINICS		38	90	70%	128
ENCOMPASS HEALTH REHABILITATION OF SEA PINES		127	1	1%	128
HARBORCHASE OF VERO BEACH	1	112	15	12%	128
GESSLER CLINIC PA		98	29	23%	127
SHOAL CREEK REHABILITATION CENTER		85	42	33%	127
ARDEN COURTS OF FORT MYERS		123	3	2%	126
QUICK CARE MED PL CR		80	46	37%	126
PROVISTA DIAGNOSTICS, INC		123	3	2%	126
AMERICAN HOUSE-BONITA SPRINGS□		125	1	1%	126
QUALITY URGENT CARE AND WELLNESS PL	3	89	34	27%	126
DAYSPRING SENIOR LIVING LLC		124	2	2%	126
HILLSBOROUGH COUNTY DEVELOPMENTAL CTR□	1	117	8	6%	126
GEORGE SAFRAN MD PC		114	11	9%	125
PROMPT CARE OF CENTRAL FLORIDA			125	100%	125
FAWCETT MEMORIAL HOSPITAL LABORATORY			125	100%	125
TGH URGENT CARE – SEMINOLE			125	100%	125
WINDSOR OF LAKEWOOD RANCH,THE		123	2	2%	125
DAYTONA BEACH HEALTH AND REHAB CENTER		124			124
MANOR CARE OF PALM HARBOR		123	1	1%	124
ARBOR GLEN AT ARBOR TRACE	2	113	9	7%	124
RIVERSIDE RECOVERY OF TAMPA		123	1	1%	124
KINDRED HOSPITAL-BAY AREA-ST PETERSBURG LAB	1	117	6	5%	124
WILLOWBROOKE COURT AT ST ANDREWS ESTATES		119	5	4%	124
ALLCARE MEDICAL CENTERS PC		102	22	18%	124
THE CLUB AND REHABILITATION CENTER		123	1	1%	124
IQBAL A FARUQUI MD□		91	32	26%	123
CHURCH OF SCIENTOLOGY FLAG SERVICE ORGANIZATION		121	2	2%	123
NORTH FL SOUTH GA HCS-MALCOM RANDALL VAMC			123	100%	123
CLINICA HISPANA		1	122	99%	123
ISLAND HEALTH AND REHABILITATION CENTER		122	1	1%	123
ADVENT HEALTH CENTRA CARE - BRANDON		31	92	75%	123

COVID-19: testing by laboratory

Data through Mar 2, 2021 verified as of Mar 3, 2021 at 09:25 AM

Data in this report are provisional and subject to change.

The numbers in the table below represent the number of Florida and non-Florida residents for whom test results were received by the Department of Health. A person can be tested by more than one laboratory and can have both positive and negative results. **Therefore, the sum of the numbers in each column will be larger than the total number of people tested.**

Reporting lab	Inconclusive	Negative	Positive	Percent positive	Total
SONNIS PEDIATRICS PA		110	13	11%	123
EAST NEW YORK DIAGNOSTIC AND TREATMENT		116	6	5%	122
THREE OAKS PHARMACY INC		109	13	11%	122
COQUINA CENTER		119	3	2%	122
PARKVIEW HEALTH		121			121
GENEDX		46	75	62%	121
MCW MENTAL HEALTH LLC		119	2	2%	121
WINDERMERE MEDICAL CENTER		117	4	3%	121
Mt Sinai Aventura			121	100%	121
Crystal Health & Rehab Center		115	6	5%	121
URGENT CARE TCMA			121	100%	121
FLORIDA DEPARTMENT OF HEALTH IN LAKE COUNTY	1	78	42	35%	121
ARIZONA DEPARTMENT OF HEALTH SERVICES		5	115	96%	120
MINUTECLINIC DIAGNOSTIC OF RHODE ISLAND, LLC #729		116	4	3%	120
LIFE CARE CENTER OF JACKSONVILLE□		99	21	18%	120
MEYER PEDIATRICS		107	13	11%	120
BROOKDALE JENSEN BEACH□		117	3	3%	120
RESEARCH CENTERS OF AMERICA, LLC		97	22	18%	119
BOSTON RED SOX CLUB LP		117	2	2%	119
MATHISON RETIREMENT COMMUNITY		114	5	4%	119
FIRSTCARE CLINIC		64	55	46%	119
PALMS FACILITY INC		104	15	13%	119
ISLAND URGENT CARE PLLC DBA AFC URGENT CARE		118	1	1%	119
RDX BIOSCIENCE		60	58	49%	118
GULFCOAST PEDIATRICS		110	8	7%	118
COASTAL HEALTH AND REHAB		110	8	7%	118
CITRUS MEMORIAL HEALTH SYSTEM LAB		2	116	98%	118
SH HERON EAST LLC□		103	15	13%	118
EMBRY RIDDLE AERONAUTICAL UNIVERSITY HEALTH SERVICES		1	117	99%	118
PSL NAPLES BH OPERATIONS, LLC		118			118
ADVENT HEALTH - PALM HARBOR ER		90	28	24%	118
WALTON PLACE		117			117
NEIGHBORHOOD MEDICAL CENTER		112	5	4%	117
CHERRY OAK PALM BEACH COUNTY		111	6	5%	117
Avante at Melbourne		116	1	1%	117
SPRING HAVEN RETIREMENT	1	116			117
DIAGNOSTIC LABORATORY OF OKLAHOMA		93	23	20%	116
LEE COUNTY SCHOOL DISTRICT	1	108	7	6%	116
PANAMA PHARMACY	3	96	17	15%	116
HOBDAIRI FAMILY HEALTH LLC□		81	35	30%	116
BELVEDERE COMMONS OF FORT WALTON BEACH		106	10	9%	116
MAGNOLIA MEDICAL CLINIC		11	104	90%	115
BROOKDALE COLONIAL PARK	2	112	1	1%	115
SUNFLOWER SPRINGS ASSISTED LIVING		105	10	9%	115
TIFFANY HALL NURSING AND REHAB CENTER		106	9	8%	115
PEDIATRIC ASSOCIATES AT ARGYLE PA		109	6	5%	115
JPR URGENT MEDICAL CARE		113	2	2%	115

COVID-19: testing by laboratory

Data through Mar 2, 2021 verified as of Mar 3, 2021 at 09:25 AM

Data in this report are provisional and subject to change.

The numbers in the table below represent the number of Florida and non-Florida residents for whom test results were received by the Department of Health. A person can be tested by more than one laboratory and can have both positive and negative results. **Therefore, the sum of the numbers in each column will be larger than the total number of people tested.**

Reporting lab	Inconclusive	Negative	Positive	Percent positive	Total
CLERMONT URGENT CARE			114	100%	114
ELAN BUENA VISTA		97	17	15%	114
VITAS HEALTHCARE CORPORATION OF FLORIDA		111	3	3%	114
PROFESSIONAL URGENT CARE SERVICES		81	33	29%	114
BROWARD HEALTH CORAL SPRINGS EPIDEMIOLOGY DEPT		1	113	99%	114
CABANA AT JENSEN DUNES, THE		110	4	4%	114
SENIOR LIVING VII TAMPA LLC	1	104	9	8%	114
ADVENTHEALTH MEDICAL GROUP FAMILY MEDICINE AT		88	25	22%	113
THE COURTYARD ASSISTED LIVING		109	4	4%	113
Courtyards of Orlando Care Center		101	12	11%	113
D PEDIATRICS		98	15	13%	113
AMERICAN HOUSE COCONUT POINT		96	17	15%	113
TREASURE COAST MEDICAL ASSOCIATES		4	109	96%	113
CLEVELAND CLINIC FOUNDATION		12	100	89%	112
NADAL PEDIATRICS		86	26	23%	112
KINDRED HOSPITAL MELBOURNE	1	107	4	4%	112
MEASE COUNTRYSIDE HOSPITAL		1	111	99%	112
Sandy Ridge Center for Rehabilitation and Healing		91	21	19%	112
RITE MEDICAL CARE PC		111	1	1%	112
JEFFERSON COUNTY HEALTH DEPARTMENT-MONTICELLO		81	31	28%	112
ALLIED HEALTH FORT PIERCE		112			112
ARBOR TERRACE ORTEGA LLC	2	107	2	2%	111
CCS - PAUL REIN DETENTION FACILITY		83	28	25%	111
PHYSICIANS REGIONAL CLINIC		82	29	26%	111
MONTEFIORE MEDICAL CENTER LABORATORIES - MOSES		101	10	9%	111
WESTWOOD NURSING & REHAB		77	34	31%	111
TRADITION MEDICAL CENTER LABORATORY		48	62	56%	110
HIGHLANDS MEDICAL CENTER		107	3	3%	110
PENSACOLA PEDIATRICS - PACE		102	8	7%	110
PINELLAS COUNTY JAIL			110	100%	110
SUNLIFE PHARMACY		103	7	6%	110
LAKE HOUSE ASSISTED LIVING		93	17	15%	110
SMILEY MEDICAL GROUP		80	29	27%	109
MG PORT CHARLOTTE II SUBTENANT LLC		98	11	10%	109
UNIVERSITY MEDICAL CENTER SUITES		96	13	12%	109
MD 365 MEDICAL CARE		108	1	1%	109
TGH URGENT CARE - TYRONE		2	107	98%	109
BIODESIX, INC.		80	28	26%	108
SOLARIS SENIOR LIVING OF MERRITT ISLAND		104	4	4%	108
UNIVERSITY HEALTH SYSTEM INC		98	10	9%	108
PINELLAS CARE CENTER		78	30	28%	108
L&S SENIOR CARE DBA ARCADIA OAKS	4	103	1	1%	108
SUMMIT MEDICAL GROUP		99	9	8%	108
EVANS HEALTH CARE		106	2	2%	108
HOSPICE OF THE TREASURE COAST		103	4	4%	107
BAY VIEW HEALTHCARE		85	22	21%	107
GRAND OAKS HEALTH & REHABILITATION		106	1	1%	107

COVID-19: testing by laboratory

Data through Mar 2, 2021 verified as of Mar 3, 2021 at 09:25 AM

Data in this report are provisional and subject to change.

The numbers in the table below represent the number of Florida and non-Florida residents for whom test results were received by the Department of Health. A person can be tested by more than one laboratory and can have both positive and negative results. **Therefore, the sum of the numbers in each column will be larger than the total number of people tested.**

Reporting lab	Inconclusive	Negative	Positive	Percent positive	Total
NAVY HOSPITAL			107	100%	107
ELMCROFT OF BELLA VITA		98	8	8%	106
MINUTECLINIC LLC #4987		92	14	13%	106
NORTH FLORIDA EVALUATION AND TREATMENT CENTER	2	99	5	5%	106
HEART OF FLORIDA REGIONAL MED CTR		35	71	67%	106
HEARTLAND HEALTHCARE AND REHAB CENTER		84	22	21%	106
MEDICAL CONSULTANTS OF FLORIDA DBA	1	90	14	13%	105
ALTERNATIVE LIVING, INC DBA TWIN CITIES PAVILION		102	3	3%	105
PICH KTM CORP DBA MEDTOWN PHARMACY		89	16	15%	105
HEARTLAND PHARMACY LAKE PLACID, INC		79	26	25%	105
KINDRED HOSPITAL SOUTH FLORIDA		103	2	2%	105
FLAGLER COLLEGE HEALTH SERVICES		77	28	27%	105
ESCAMBIA COUNTY JAIL DETENTION DIVISION		101	3	3%	104
VISTA MANOR		92	12	12%	104
WELLOW URGENT CARE PC		104			104
EAST RIDGE RETIREMENT VILLAGE INC		104			104
DIATHERIX LABORATORIES		60	44	42%	104
J FRANK AVEY MD		81	23	22%	104
PEDIATRIC CARE CENTER- JACKSONVILLE BEACH		75	29	28%	104
SEMINOLE TRIBE OF FLORIDA		84	20	19%	104
GRANDE, THE	2	98	4	4%	104
BETHESDA HEALTH URGENT CARE		55	49	47%	104
SOUTH BALDWIN MEDICAL CENTER GULF SHORES		83	21	20%	104
PREDICTIVE LABORATORIES, INC	1	90	13	13%	104
ROHR HOME		101	3	3%	104
North Lake Care Center		103	1	1%	104
FHMG LAKE MARY PEDS		89	14	14%	103
LATE HOURS URGENT CARE		58	45	44%	103
KINDRED HOSPITAL - SOUTH FLORIDA		100	3	3%	103
ST PETERSBURG PEDIATRICS-MLK JUNIOR BLVD		95	8	8%	103
MY CLINICAL LAB INC		17	85	83%	102
ALL MY KIDS PEDIATRICS INC		75	27	26%	102
HOSPICE OF THE EMERALD COAST INC - PANAMA CITY	2	93	7	7%	102
BROOKDALE VERO BEACH SOUTH AL		101			101
FAMILY MEDICAL CARE OF PALM BEACH		41	60	59%	101
A2Z DIAGNOSTICS		100	1	1%	101
CCS - BROWARD COUNTY JAIL		94	6	6%	100
Consulate Health Care of Port Charlotte		98	2	2%	100
DOUGLAS T JACOBSON STATE VETERANS HOME		100			100
Centre Pointe Health and Rehabilitation Center		89	11	11%	100
WHITE PLAINS HOSPITAL CENTER LAB		96	4	4%	100
VILLAS OF HOLLY BROOK - BRADENTON 14TH		99			99
SANIBEL INTERNAL MEDICINE, LLC		96	3	3%	99
WESTCHESTER MEDICAL CENTER		96	3	3%	99
PRIME HEALTH OF NORTH PORT LLC		88	11	11%	99
GLOBAL CENTRAL LABS AT PPD	2	88	9	9%	99
Peninsula Care and Rehab		87	12	12%	99

COVID-19: testing by laboratory

Data through Mar 2, 2021 verified as of Mar 3, 2021 at 09:25 AM

Data in this report are provisional and subject to change.

The numbers in the table below represent the number of Florida and non-Florida residents for whom test results were received by the Department of Health. A person can be tested by more than one laboratory and can have both positive and negative results. **Therefore, the sum of the numbers in each column will be larger than the total number of people tested.**

Reporting lab	Inconclusive	Negative	Positive	Percent positive	Total
FLORIDA MEDICAL CLINIC LLC		56	43	43%	99
KINDRED HOSPITAL NORTH FLORIDA	3	90	6	6%	99
VIERA HOSPITAL			99	100%	99
CENTRAL FLORIDA HEALTH CARE		47	52	53%	99
EMERALD COAST CENTER		96	3	3%	99
HAZELDEN FLORIDA	1	95	3	3%	99
SEMINOLE SPORTS AND FAMILY MEDICINE		88	11	11%	99
ISLAND DOCTORS		12	86	88%	98
FLORIDA COMMUNITY HEALTH CENTERS INC			98	100%	98
LANDMARK, THE		48	50	51%	98
Cross Landings Health and Rehabilitation		97	1	1%	98
SEMINOLE COUNTY HEALTH DEPARTMENT		79	19	19%	98
CHARLES CROFT MD	1	96	1	1%	98
SUMMIT MEDICAL GROUP PA		88	10	10%	98
URINEGOODHANDS LLC		96	2	2%	98
PLAZA OF HALLANDALE BEACH		98			98
PruittHealth Fleming Island		86	12	12%	98
ST JOSEPH'S HOSPITAL LABORATORY			98	100%	98
ST MARK ASSISTED LIVING CENTER	1	85	12	12%	98
CAREMOUNT MEDICAL - PATHOLOGY		94	4	4%	98
BONITA PHARMACY		89	9	9%	98
MACADAMS HOME HEALTH AGENCY		96	1	1%	97
RIDGEWOOD DIAGNOSTIC LABORATORY		92	5	5%	97
OPPENHEIMER PLASTIC SURGERY LLC		92	5	5%	97
SUNSHINE GARDENS		96	1	1%	97
EC OPCO CARROLLWOOD LLC		91	6	6%	97
ARBOR TRAIL		77	20	21%	97
HURLBURT FIELD CLINIC		39	58	60%	97
WILTON MANORS HEALTH & REHABILITATION CENTER		88	9	9%	97
HEALTH CENTERS AT BRENTWOOD		96	1	1%	97
PEDIATRIC ASSOCIATES ORLANDO		82	14	15%	96
FLORIDA STATE HOSPITAL CLINICAL LABORATORY		96			96
BAYSHORE MEMORY CARE		96			96
BAYCARE HEALTH SYSTEMS		2	94	98%	96
ATMORE COMMUNITY HOSPITAL LABORATORY		72	24	25%	96
PANCARE HEALTH GULF COUNTY		70	26	27%	96
MARKET STREET VIERA		95	1	1%	96
325TH MEDICAL GROUP		83	12	13%	95
THE VILLAGES REGIONAL HOSPITAL FREESTANDING		85	10	11%	95
SIGNATURE HEALTHCARE OF PORT CHARLOTTE		88	7	7%	95
ST PETERSBURG PEDIATRICS-SEMINOLE		82	13	14%	95
ORLANDO LUTHERAN TOWERS ASSISTED LIVING		95			95
CVS		21	74	78%	95
ESCAMBIA COUNTY JAIL	1	68	26	27%	95
MIAMI BEACH COMMUNITY HEALTH CENTER		1	94	99%	95
THE TERRACE OF KISSIMMEE		80	15	16%	95
DEVANSH LAB WERKS INC		79	16	17%	95

COVID-19: testing by laboratory

Data through Mar 2, 2021 verified as of Mar 3, 2021 at 09:25 AM

Data in this report are provisional and subject to change.

The numbers in the table below represent the number of Florida and non-Florida residents for whom test results were received by the Department of Health. A person can be tested by more than one laboratory and can have both positive and negative results. **Therefore, the sum of the numbers in each column will be larger than the total number of people tested.**

Reporting lab	Inconclusive	Negative	Positive	Percent positive	Total
CROSS CITY REHABILITATION AND HEALTH CARE CENTER		72	23	24%	95
SUPERIOR RESIDENCES OF LECANTO		80	15	16%	95
SEVEN HILLS HEALTH AND REHABILITATION CENTER		78	16	17%	94
DIAGNOSTIC SOLUTIONS		3	91	97%	94
QPS, LLC		91	3	3%	94
ARBOR TERRACE SAN JOSE LLC	3	89	2	2%	94
ADVENT HEALTH CENTRA CARE - EAST ORLANDO		65	29	31%	94
PALMS EDGE	1	87	6	6%	94
CONSULATE HEALTH CARE OF SARASOTA	1	93			94
BODYK		90	4	4%	94
Golfview Healthcare Center		90	3	3%	93
PENNSYLVANIA DEPT OF HEALTH		21	72	77%	93
KALEIDA HEALTH CENTER FOR LABORATORY		87	6	6%	93
ADVENTHEALTH MEDICAL GROUP PRIMARY CARE		89	4	4%	93
SURFSIDE URGENT CARE		75	17	18%	92
MINNESOTA TWINS		87	5	5%	92
HARBORCHASE OF NAPLES		79	13	14%	92
KORGENE LAB	1	23	68	74%	92
ADVENT HEALTH CENTRA CARE - WATERMAN		79	13	14%	92
LAKELAND REGIONAL HEALTH LAKE MIRIAM		50	42	46%	92
VITAS HEALTHCARE		82	10	11%	92
LECONTE MEDICAL CENTER LAB		73	19	21%	92
CARE RESOURCE COMMUNITY HEALTH CENTERS INC		90	2	2%	92
BAHIA OAKS LODGE		85	6	7%	91
MINUTECLINIC DIAGNOSTIC		85	6	7%	91
HERON CLUB AT PRESTANCIA		89	2	2%	91
JOHN KNOX VILLAGE OF FLORIDA ALF	1	86	4	4%	91
LABCORP RTP		34	57	63%	91
TUSCAN ISLE OPERATING COMPANY LLC DBA		88	3	3%	91
CENTURY CENTER FOR REHABILITATION & HEALING		72	18	20%	90
HOSPICE OF MARTIN & ST LUCIE, INC		87	3	3%	90
NSPIRE HEALTHCARE TAMARAC		80	10	11%	90
KEYS MEDICAL GROUP			90	100%	90
MAGNOLIA DIAGNOSTIC		2	88	98%	90
JACKSONVILLE VA UNIVERSITY OPC	4	83	3	3%	90
NORTH SHORE MEDICAL LABS	1	82	7	8%	90
NORTH FLORIDA SPINE AND WELLNESS		69	20	22%	89
MINUTECLINIC DIAGNOSTIC OF SOUTH CAROLINA, LLC		73	16	18%	89
MOOSEHAVEN LIFE CARE CENTER		89			89
STUART LODGE LIVING LLC		66	23	26%	89
MICRO PATH LABORATORIES INC		86	3	3%	89
ATRIUM AT LIBERTY PARK		85	4	4%	89
PREMIER MEDICAL CENTER LLC		89			89
ARDEN COURTS OF LELY PALMS		87	2	2%	89
FREEDOM INN AT TARPON SPRINGS		82	7	8%	89
DELAND WELLNESS CENTER			88	100%	88
AVERO DIAGNOSTICS		64	24	27%	88

COVID-19: testing by laboratory

Data through Mar 2, 2021 verified as of Mar 3, 2021 at 09:25 AM

Data in this report are provisional and subject to change.

The numbers in the table below represent the number of Florida and non-Florida residents for whom test results were received by the Department of Health. A person can be tested by more than one laboratory and can have both positive and negative results. **Therefore, the sum of the numbers in each column will be larger than the total number of people tested.**

Reporting lab	Inconclusive	Negative	Positive	Percent positive	Total
GOVERNOR’S CREEK HEALTH & REHABILITATION		87	1	1%	88
HAWTHORN HOUSE☐		74	14	16%	88
FIRST CHOICE PEDIATRICS INC		81	7	8%	88
LAKE GIBSON VILLAGE, LLC		85	3	3%	88
Winter Garden Rehab and Nursing Facility		77	11	13%	88
PEDIATRICS IN BREVARD PA- ROCKLEDGE		54	34	39%	88
East Bay Rehabilitation Center		54	34	39%	88
AHEC CLINIC		7	81	92%	88
MEMORY CARE OF NAPLES		88			88
EPWORTH VILLAGE RETIREMENT COMMUNITY		87			87
ADVANCED EMURGENT CARE		27	60	69%	87
BRANDON HEALTH AND REHABILITATION CENTER	1	85	1	1%	87
PACIFIC ANALYTICS			87	100%	87
CALADIUM PEDIATRICS		79	8	9%	87
STONY BROOK UNIVERSITY MEDICAL CENTER		72	14	16%	86
DISCOVERY VILLAGE AT THE FORUM		86			86
SOUTH GEORGIA MEDICAL CENTER		48	38	44%	86
PENSACOLA DEVELOPMENTAL CENTER		67	19	22%	86
TURNING POINT OF TAMPA		79	6	7%	85
AVANTE AT OCALA INC		55	30	35%	85
LABFIRST - DEPARTMENT OF PATHOLOGY		81	4	5%	85
W. FRANK WELLS NURSING HOME		84	1	1%	85
WALGREENS #12673		82	3	4%	85
ERIE COUNTY MEDICAL CTR CLINICAL LABS		81	4	5%	85
BAY REGIONAL URGENT CARE	1	48	36	42%	85
MIAMI SHORES NURSING & REHAB		85			85
BAPTIST MEDICAL CENTER SOUTH		69	16	19%	85
PORT CHARLOTTE REHABILITATION CENTER		72	13	15%	85
DEBARY HEALTH AND REHABILITATION CENTER		81	3	4%	84
PINES OF SARASOTA GARDEN		84			84
NITE LITE PEDIATRICS – JACKSONVILLE		76	8	10%	84
CLYDE E LASSEN STATE VETERANS NURSING HOME		59	25	30%	84
ARBOR OAKS AT TYRONE	9	73	2	2%	84
Baldwin Pediatrix		73	11	13%	84
MINUTECLINIC DIAGNOSTIC OF TEXAS, LLC		73	10	12%	83
GRAND OAKS OF JENSEN BEACH LLC☐		82	1	1%	83
LAFAYETTE NURSING AND REHABILITATION CENTER		81	2	2%	83
LABCORP EMPLOYER SERVICES		82	1	1%	83
CANOPY ON BERRYHILL, THE		51	32	39%	83
A COUNTRY PLACE ASSISTED LIVING FACILITY		81	2	2%	83
LEE MEMORIAL HEALTH SYSTEM HEALTH FAIR		78	5	6%	83
BRILLIANCE ASSISTED LIVING		65	17	21%	82
Lexington Health and Rehabilitation Center		82			82
WINDSOR OAKS		81	1	1%	82
HUNTSVILLE HOSPITAL LABORATORY		57	25	30%	82
EAST ALABAMA MEDICAL CENTER LABORATORY		70	12	15%	82
EXPERTUS LABORATORIES INC		28	54	66%	82

COVID-19: testing by laboratory

Data through Mar 2, 2021 verified as of Mar 3, 2021 at 09:25 AM

Data in this report are provisional and subject to change.

The numbers in the table below represent the number of Florida and non-Florida residents for whom test results were received by the Department of Health. A person can be tested by more than one laboratory and can have both positive and negative results. **Therefore, the sum of the numbers in each column will be larger than the total number of people tested.**

Reporting lab	Inconclusive	Negative	Positive	Percent positive	Total
LAB		29	53	65%	82
THE PAVILION FOR HEALTH CARE		72	10	12%	82
BARBARA O'REILLY MD PA		78	3	4%	81
CORNERSTONE MEDICAL CARE OF BRANDON PL		67	14	17%	81
CARE CENTERS OF NASSAU, LLC - HENDRICKS RD		81			81
ASHRAF MEDICAL GROUP PLLC DBA PULSE MD		78	3	4%	81
BIO-TECH CLINICAL LABORATORIES		41	40	49%	81
UNIVERSTIY CENTER MEDICAL LLC DBA	1	76	4	5%	81
GIBBENS FAMILY MEDICAL, LLC		63	18	22%	81
CAN COMMUNITY HEALTH		80	1	1%	81
MENORAH HOUSE		79	1	1%	80
LENOX HILL HOSPITAL		74	6	8%	80
AMERICAN HEALTH ASSOCIATES INC		63	17	21%	80
HARBOR BEACH NURSING AND REHABILITATION CENTER		77	3	4%	80
CATHOLIC HEALTH SYSTEM DEPT LABORATORY		78	2	3%	80
LONG TERM CARE OF JAY, LLC		59	21	26%	80
NEW SMYRNA BEACH URGENT CARE			80	100%	80
MINUTECLINIC DIAGNOSTIC OF SOUTH CARO		66	13	16%	79
PLYMOUTH HOME FOR ADULTS, INC.	8	70	1	1%	79
BALMORAL TENANT SERVICES INC	1	43	35	44%	79
VETERANS AFFAIRS MEDICAL CENTER - PALO ALTO		28	51	65%	79
BAY PINES MEDICAL ASSOCIATES		1	78	99%	79
ACE BIOMEDICAL LABS LLC		66	13	16%	79
SONATA WEST		77	2	3%	79
LIFESTREAM BEHAVIORIAL CENTER		59	20	25%	79
EDGEWATER AT WATERMAN VILLAGE		78	1	1%	79
CBS LABS OF TAMPA LLC		3	76	96%	79
MD 365 MEDICAL CARE PLLC		78			78
CHAMBREL AT ISLAND LAKE		75	3	4%	78
FLORIDA DEPARTMENT OF HEALTH IN WALTON COUNTY		65	13	17%	78
ROSECASTLE AT DELANEY CREEK		77	1	1%	78
Madison Health and Rehabilitation Center		42	36	46%	78
LAKE MORTON PLAZA□		75	3	4%	78
BEACHES PEDIATRICS PA		72	5	6%	77
MINUTECLINIC DIAGNOSTIC OF NORTH CARO		69	8	10%	77
QUALITY URGENT CARE AND WELLNESS		40	37	48%	77
PARK OF THE PALMS INC		77			77
HEALTH FIRST - PALM BAY HOSPITAL		2	75	97%	77
ORANGE CITY NURSING AND REHAB		75	2	3%	77
ORANGE PARK PEDIATRICS		69	8	10%	77
TRUE NORTH HEALTH NAVIGATION LLC DBA DISPATCHHEALTH	1	60	16	21%	77
EMERALD COAST BEHAVIORAL HOSPITAL		71	6	8%	77
NORTH PORT REHABILITATION AND NURSING CENTER□		75	1	1%	76
S-H THIRTY-FIVE OPCO- PORT ST LUCIE, LLC	1	75			76
BAPTIST HEALTH SOUTH FLORIDA - WEST BOCA URGENT CARE		52	24	32%	76
WALGREENS 9627		70	6	8%	76
CLINICAL PATHOLOGY ASSOCIATES-SONIC REFERENCE LAB		76			76

COVID-19: testing by laboratory

Data through Mar 2, 2021 verified as of Mar 3, 2021 at 09:25 AM

Data in this report are provisional and subject to change.

The numbers in the table below represent the number of Florida and non-Florida residents for whom test results were received by the Department of Health. A person can be tested by more than one laboratory and can have both positive and negative results. **Therefore, the sum of the numbers in each column will be larger than the total number of people tested.**

Reporting lab	Inconclusive	Negative	Positive	Percent positive	Total
WEST VOLUSIA FAMILY AND SPORTS MEDICINE		75	1	1%	76
WINDSOR REFLECTIONS		75	1	1%	76
CENTRAL BALDWIN IMMEDIATE CARE & FAMILY PRACTICE		58	18	24%	76
DYNAMIC MEDICAL USA			76	100%	76
MOBILE PHYSICIAN SERVICES INC		68	8	11%	76
AU HEALTH		61	14	19%	75
FLORIDA PEDIATRIC GROUP		27	48	64%	75
TOTAL CARE PLUS LLC			75	100%	75
BOND CLINIC PA		43	32	43%	75
BLISS HEALTHCARE SERVICES	1	52	22	29%	75
ADVENTHEALTH EXPRESSCARE		45	30	40%	75
PROMEDICA LABORATORIES		21	54	72%	75
ST VINCENT'S BIRMINGHAM		69	6	8%	75
LAB PLUS, LLC AT SAINT THOMAS WEST HOSPITAL		61	14	19%	75
PENSACOLA PEDIATRICS MILTON		65	9	12%	74
NOAH CLINICAL LABORATORY		63	11	15%	74
HUNTINGTON HOSPITAL LABORATORY		71	3	4%	74
FLORIDA ATLANTIC UNIVERSITY		71	3	4%	74
BROWARD HEALTH MEDICAL CENTER		3	71	96%	74
BROOKDALE OVIEDO		72	2	3%	74
LAKE HOWELL FAMILY MEDICINE ASSOCIATES		63	11	15%	74
PUTNAM COUNTY SHERIFFS OFFICE		67	6	8%	73
WATERCREST ST LUCIE WEST	1	69	3	4%	73
CRESTVIEW URGENT CARE		5	68	93%	73
BROWARD HEALTH MEDICAL CENTER CLINICAL LAB			73	100%	73
SIMED LABORATORY		57	16	22%	73
CONSULATE HEALTH CARE - LAKE MARY		72	1	1%	73
SCOTT LAKE HEALTH AND REHABILITATION CENTER		71	2	3%	73
MINUTECLINIC DIAGNOSTIC OF OHIO LLC		57	16	22%	73
PANIRA HEALTHCARE CLINIC		2	70	97%	72
FHMG- FLORIDA HOSPITAL MEDICAL GROUP		62	10	14%	72
PUBLIC SQUARE PHARMACY LLC		55	17	24%	72
ALTAMONTE PEDIATRIC ASSOCIATES		31	41	57%	72
HOLMES COUNTY HEALTH DEPARTMENT	1	58	13	18%	72
HAVEN OF OUR LADY OF PEACE		72			72
CRAIG BERGER MD PL D/B/A BAY AREA EYE INSTITUTE		72			72
INN AT ASTON GARDENS AT PELICAN POINTE,THE		67	4	6%	71
WALGREENS 2941		68	3	4%	71
AMMON LABS		61	10	14%	71
NORTH FLORIDA PEDIATRICS		57	14	20%	71
STERLING HOUSE OF TALLAHASSEE	3	62	6	8%	71
KINDRED AT HOME		62	9	13%	71
CATHOLIC HEALTH SERVICES REGIONAL LAB		64	7	10%	71
ADVANCED LAB		67	4	6%	71
RAPID RELIABLE TESTING NY LLC		66	5	7%	71
SUNCOAST COMMUNITY HEALTH CENTERS PEDIATRICS		21	49	70%	70
LAKE WALES OPERATING GROUP LLC		65	5	7%	70

COVID-19: testing by laboratory

Data through Mar 2, 2021 verified as of Mar 3, 2021 at 09:25 AM

Data in this report are provisional and subject to change.

The numbers in the table below represent the number of Florida and non-Florida residents for whom test results were received by the Department of Health. A person can be tested by more than one laboratory and can have both positive and negative results. **Therefore, the sum of the numbers in each column will be larger than the total number of people tested.**

Reporting lab	Inconclusive	Negative	Positive	Percent positive	Total
Highlands Regional Hospital		63	7	10%	70
LANDMARK HOSPITAL SOUTHWEST FLORIDA LLC		67	3	4%	70
USF HEALTH MORSANI CENTER		5	65	93%	70
JERICOHO URGENT CARE		67	3	4%	70
SUMMIT AT VENICE	2	63	5	7%	70
OAK MANOR NURSING HOME		66	4	6%	70
RARITAN BAY PERTH AMBOY		63	7	10%	70
ADVENT HEALTH - LAKE MARY		60	10	14%	70
MEMORIAL MANOR		69			69
SAN JOSE SENIOR CARE LLC	1	43	25	36%	69
PANCARE HEALTH - MALONE CLINIC		62	7	10%	69
ARDEN COURTS OF SARASOTA		53	16	23%	69
PARKSIDE INN	3	64	2	3%	69
HERITAGE HEALTHCARE AND REHABILITATION CENTER		69			69
GV NAPLES OPCO, LLC		68	1	1%	69
COOPER FAMILY MEDICAL PLLC		52	17	25%	69
PLANTATION GENERAL HOSPITAL CLINICAL LAB		26	43	62%	69
ASSOCIATED CLINICAL LABORATORIES		61	8	12%	69
CP/AIG PENSACOLA DEVELOPMENT LLC		66	3	4%	69
EISENHOWER ARMY MEDICAL CENTER		61	7	10%	68
COLLIER PHARMACY		59	9	13%	68
KEYSTYLE LIVING LLC	1	66	1	1%	68
MD LABS		41	27	40%	68
STONY BROOK SOUTHAMPTON		67	1	1%	68
BROOKDALE BONITA SPRINGS		67	1	1%	68
AEL- MEMPHIS		17	51	75%	68
EXPRESS DOCS LLC			68	100%	68
SUNCOAST OPTIMAL WELLNESS		23	45	66%	68
MID FLORIDA PRIMARY CARE PA		55	13	19%	68
Avante at St Cloud, Inc.		66	2	3%	68
JENNIFER J CHIAVETTA-GRLSANTI DC		55	13	19%	68
BARRY UNIVERSITY STUDENT HEALTH SERVICES		37	31	46%	68
MISIR DRUGS LLC		56	12	18%	68
CL BRUMBACK PRIMARY CARE CLINICS		17	50	75%	67
BIG BOCA SMILES LLC		65	2	3%	67
G & R HEALTH MART PHARMACY		55	12	18%	67
MEASE MANOR INC		63	4	6%	67
GENPATH			67	100%	67
MINUTECLINIC DIAGNOSTIC OF NORTH CAROL		57	10	15%	67
INDIGO MANOR		22	44	67%	66
WEST		52	14	21%	66
JACOBI MEDICAL CENTER		61	5	8%	66
BOND CLINIC DR ELDEEB		35	31	47%	66
MED EXPRESS		6	60	91%	66
AMERICAN FAMILY MEDICAL		53	13	20%	66
MEDEX MEDICAL EXPRESS OF PALATKA			66	100%	66
TITUSVILLE FAMILY PRACTICE		16	50	76%	66

COVID-19: testing by laboratory

Data through Mar 2, 2021 verified as of Mar 3, 2021 at 09:25 AM

Data in this report are provisional and subject to change.

The numbers in the table below represent the number of Florida and non-Florida residents for whom test results were received by the Department of Health. A person can be tested by more than one laboratory and can have both positive and negative results. **Therefore, the sum of the numbers in each column will be larger than the total number of people tested.**

Reporting lab	Inconclusive	Negative	Positive	Percent positive	Total
VETERANS AFFAIRS MEDICAL CENTER - GULF COAST		27	38	58%	65
SUMMER VISTA ASSISTED LIVING		38	27	42%	65
BISHOP GRADY VILLAS		63	2	3%	65
ISLAND COAST PEDIATRICS		58	7	11%	65
BHA TITUSVILLE CLINIC		57	8	12%	65
TREASURE COAST FORENSIC TREATMENT CTR		44	21	32%	65
OKEECHOBEE URGENT CARE		17	48	74%	65
NORTH SHORE UNIVERSITY HOSPITAL LABORATORY		59	6	9%	65
BROOKDALE CENTRE POINTE	1	64			65
SOMERBY OF SANTA ROSA BEACH		56	9	14%	65
EC OPCO PENSACOLA, LLC		64	1	2%	65
SOUTH LAKE PEDIATRICS		62	3	5%	65
CORAL GABLES HOSPITAL			64	100%	64
Stratford Court of Palm Harbor		54	10	16%	64
NXGEN MDX		20	44	69%	64
LEVY COUNTY DEPARTMENT OF HEALTH		47	17	27%	64
ABSOLUTE HEALTH INTERNAL MEDICINE AND PEDIATRICS		55	9	14%	64
WADSWORTH HEALTH CENTER		61	3	5%	64
GREENLEAF ALF		63	1	2%	64
NEMOURS CHILDRENS PRIMARY CARE OVIEDO		51	13	20%	64
PALM BAY HOSPITAL			64	100%	64
MEDRITE URGENT CARE		52	12	19%	64
TRINITY AL SENIOR HOUSING LLC		45	19	30%	64
LAKE CITY VA MEDICAL CENTER			64	100%	64
OUT OF STATE		40	24	38%	64
ADVENT HEALTH CENTRA CARE - WINTER GARDEN		18	46	72%	64
PRIMECARE AT TWIN LAKES		1	63	98%	64
JOSEPH L MORSE GERIATRIC CENTER	2	59	3	5%	64
BOND AND STEELE CLINIC, PA		50	13	21%	63
MEDI CLINIC SARASOTA INC		62	1	2%	63
APC PEDIATRICS AT RYE ROAD MEDICAL PARK		63			63
AEGIS MEDICAL GROUP		47	16	25%	63
VIERA HEALTH AND REHABILITATION CENTER		62	1	2%	63
LUTHERAN HAVEN ASSISTED LIVING		63			63
AFTER HOURS PEDIATRICS			63	100%	63
MED ONE AT SAINT AUGUSTINE		33	30	48%	63
HARMONY CLINIC		1	62	98%	63
BEEHIVE HOMES OF GULF BREEZE		47	16	25%	63
ARDEN COURTS OF PALM HARBOR		47	16	25%	63
NOMI HEALTH LAB SERVICES LLC		5	58	92%	63
LAKELAND REGIONAL HEALTH		38	24	39%	62
SAMFORD UNIVERSITY HEALTH SERVICES		61	1	2%	62
BURRY'S PHARMACY INC		37	25	40%	62
PEDIATRIC SERVICES OF AMERICA INC		60	2	3%	62
GATTOLINE ENTERPRISES, INC. DBA FAMILY CARE PHARMACY		53	9	15%	62
DAVID POSNACK JEWISH DAY SCHOOL		62			62
OVERLOOK HOSPITAL LABORATORY		57	5	8%	62

COVID-19: testing by laboratory

Data through Mar 2, 2021 verified as of Mar 3, 2021 at 09:25 AM

Data in this report are provisional and subject to change.

The numbers in the table below represent the number of Florida and non-Florida residents for whom test results were received by the Department of Health. A person can be tested by more than one laboratory and can have both positive and negative results. **Therefore, the sum of the numbers in each column will be larger than the total number of people tested.**

Reporting lab	Inconclusive	Negative	Positive	Percent positive	Total
Summit Medical Group, Pa Db a Citymd		56	6	10%	62
MENTAL HEALTH CARE INC		53	9	15%	62
DASCENA, INC		52	9	15%	61
Winter Park Care and Rehab		60	1	2%	61
WASHINGTON REHABILITATION AND NURSING CENTER		51	10	16%	61
EMERALD COAST HOSPICE		60	1	2%	61
MORTON PLANT HOSPITAL NURSING		1	60	98%	61
NORTH FLORIDA MEDICAL CENTER		57	4	7%	61
MICHAEL AKPEKE MD		52	9	15%	61
BROOKDALE PALM COAST		61			61
PANCARE HEALTH - FREEPORT CLINIC SUITE B		52	9	15%	61
HERNANDO COUNTY FIRE RESCUE DISTRICT		27	34	56%	61
TWIN CREEKS ASSISTED LIVING & MEMORY CARE		57	3	5%	60
THE PRESERVE AT CLEARWATER		58	2	3%	60
PALM BAY URGENT CARE		28	32	53%	60
WILSON MEMORIAL REGIONAL MEDICAL CENTER		56	4	7%	60
DELCARE PA		45	15	25%	60
THOMAS INTERNAL MEDICINE		50	10	17%	60
CINNAMON COVE ALF		59	1	2%	60
ADVENT HEALTH - PALM COAST		1	59	98%	60
NORTH CENTRAL BRONX HOSPITAL		58	2	3%	60
81ST MEDICAL GROUP		28	32	53%	60
FLORIDA MEDICAL CLINIC PA		46	13	22%	59
WAVE CREST HEALTH AND REHABILITATION CENTER		57	2	3%	59
BIOTECH		52	7	12%	59
SOS MOBILE MEDICAL CARE LLC		48	11	19%	59
MILLENIUM PHYSICIANS GROUP		1	58	98%	59
RITECARE MED CTR H			59	100%	59
FLORIDA HEALTH CARE		8	51	86%	59
TBI RESIDENTIAL SERVICES, INC.		48	11	19%	59
FERN PARK DEVELOPMENTAL CENTER		5	54	92%	59
INTERNAL LAB		50	9	15%	59
UHEALTH AT FISHER ISLAND			59	100%	59
CARDIOLOGY AND MEDICINE ASSOCIATES		43	16	27%	59
KINDRED HOSPITAL CENTRAL TAMPA BLOOD GAS	1	52	5	9%	58
Margate Health and Rehabilitation Center		56	2	3%	58
PEDIATRIC SERVICES AND BREATHING CENTER PA		43	15	26%	58
SONATA BOCA RATON		54	4	7%	58
LPG CONVENIENT CARE AT PINE ISLAND ROAD		52	6	10%	58
MICHIGAN DEPARTMENT OF HEALTH AND HUMAN SERVICES	1		57	98%	58
MALCOM RANDALL DEPT OF VAMC			57	100%	57
HORIZON ALF		56	1	2%	57
INNOVATIVE GENOMICS, LLC		38	19	33%	57
ALZHEIMERS CARE CENTER OF VIERA LTD		37	20	35%	57
Palms at Ponte Vedra Assisted Living and Memory Care		54	3	5%	57
KAPG FLEMING ISLAND SENIOR HOUSING OPCO LLC	1	56			57
TROY REGIONAL MEDICAL CENTER		46	11	19%	57

COVID-19: testing by laboratory

Data through Mar 2, 2021 verified as of Mar 3, 2021 at 09:25 AM

Data in this report are provisional and subject to change.

The numbers in the table below represent the number of Florida and non-Florida residents for whom test results were received by the Department of Health. A person can be tested by more than one laboratory and can have both positive and negative results. **Therefore, the sum of the numbers in each column will be larger than the total number of people tested.**

Reporting lab	Inconclusive	Negative	Positive	Percent positive	Total
NORTHEAST FLORIDA STATE HOSP-NURSING		56	1	2%	57
GRAND VILLA OF DELAND		51	6	11%	57
LINCOLN MEDICAL AND MENTAL HEALTH CENTER		54	3	5%	57
THE CANOPY AT BERRYHILL		57			57
ASCENSION SACRED HEART BAY LABORATORY		54	3	5%	57
ST FRANCIS HOSPITAL		49	8	14%	57
BioReference Laboratories, Inc		7	50	88%	57
GRAND ST PAUL CVS		57			57
ATRIA PARK OF LAKE FOREST (WG HERITAGE LF LLC)		54	2	4%	56
ST JOHNS COUNTY DETENTION CENTER		56			56
KEY WEST MEDICAL CENTER	1	50	5	9%	56
EAST HILL PHARMACY		38	18	32%	56
INTERNAL MEDICINE ASSOCIATES PA		52	4	7%	56
PHYSICIANS PRIMARY CARE OF SOUTHWEST FLORIDA		39	17	30%	56
MEDLOGIC LABORATORIES		3	53	95%	56
TIFFANY HALL NURSING AND REHAB		44	12	21%	56
Gabisa Medical LLC		56			56
HIALEAH HOSPITAL RESPIRATORY DEPT			56	100%	56
TUKA PEDIATRICS		7	49	88%	56
STEINHATCHEE FAMILY MEDICAL CENTER	1	48	7	13%	56
MAUREEN OROURKE-FUTEY			56	100%	56
EAGLES WATCH CLUSTER		47	9	16%	56
VITAS HEALTHCARE CORP OF FLORIDA		55	1	2%	56
KENDALL REGIONAL MEDICAL CENTER LAB	3		52	95%	55
CARE CENTERS OF NASSAU LLC MINER ROAD SOUTH		55			55
MARQUIS LABS, LLC		54	1	2%	55
PREMIER MEDICAL ASSOCIATES ALL FLORIDA LLC		54	1	2%	55
SONATA HUNTERS CREEK		47	8	15%	55
PANCARE HEALTH - JACKSON COUNTY		44	11	20%	55
COOPER FAMILY MEDICAL, PLLC		45	10	18%	55
CDR MAGUIRE INC	1	7	47	85%	55
GENESIS DERMATOLOGY		51	4	7%	55
NITE LITE PEDIATRICS - PORT ST. LUCIE		46	9	16%	55
SUWANNEE COUNTY SHERIFF OFFICE		52	3	5%	55
life Care Center of Melbourne		38	17	31%	55
CLERMONT HEALTH AND REHAB		40	14	26%	54
CERTUS MTD OPCP LLC		52	2	4%	54
FAMILY EXTENDED CARE OF PUNTA GORDA		54			54
UNITED LABORATORY SERVICES CORPORATION		38	16	30%	54
SARASOTA CO. HEALTH DEPT # 58		40	14	26%	54
CHILDREN'S HOSPITAL OF ALABAMA		53	1	2%	54
TOWERS HOME CARE		50	4	7%	54
ALLIANCE PEDIATRICS		24	30	56%	54
JUNIPER VILLAGE AT NAPLES		53	1	2%	54
ST. CLOUD MEDICAL GROUP		54			54
SARATOGA HOSPITAL LABORATORY		49	5	9%	54
BIGGERS FAMILY MEDICINE PA	1	48	5	9%	54

COVID-19: testing by laboratory

Data through Mar 2, 2021 verified as of Mar 3, 2021 at 09:25 AM

Data in this report are provisional and subject to change.

The numbers in the table below represent the number of Florida and non-Florida residents for whom test results were received by the Department of Health. A person can be tested by more than one laboratory and can have both positive and negative results. **Therefore, the sum of the numbers in each column will be larger than the total number of people tested.**

Reporting lab	Inconclusive	Negative	Positive	Percent positive	Total
TROPICANA MANUFACTURING COMPANY INC		50	4	7%	54
ARDEN COURTS OF WEST PALM BEACH		54			54
PALM BAY PEDIATRICS		36	18	33%	54
SOMERSET			53	100%	53
Conway Lakes Health and Rehabilitation Center		53			53
Osprey Point Nursing Center		51	2	4%	53
QUOTIENT SCIENCES LABS LLC			53	100%	53
APOLLOMDX LABS		31	22	42%	53
Salerno Bay Health & Rehabilitation Center		44	9	17%	53
BAPTIST HEALTH URGENT CARE AT PLANTATION		44	8	15%	52
ADVENT HEALTH - MOUNT DORA		9	43	83%	52
ADVENT HEALTH		49	3	6%	52
ALEXANDER NININGER STATE VETERANS		52			52
PROMEDICA SENIOR LIVING		51	1	2%	52
WALGREENS #06012		47	5	10%	52
SNH BRFL TENANT LLC	2	50			52
VPA PC LAB		48	4	8%	52
INTERNAL MEDICINE SPECIALIST		46	6	12%	52
MINUTECLINIC DIAGNOSTIC OF NEW JERSEY		45	7	13%	52
NICEVILLE URGENT CARE		8	44	85%	52
ROCKLEDGE REGIONAL MEDICAL CENTER		30	21	41%	51
GATEWAY CARE CENTER		50	1	2%	51
FINLAY CLINICAL LABORATORY		20	31	61%	51
VALENCIA HOUSE ALF		50	1	2%	51
BUECHELE DENTAL PA DBA CLERMONT FAMILY DENTISTRY		42	9	18%	51
GULFVIEW MEDICAL INSTITUTE		51			51
AVANTE ST CLOUD		48	3	6%	51
PALM RIVER COMMUNITY HEALTH CENTER		46	5	10%	51
LPG PEDIATRICS AT PAGE FIELD		50	1	2%	51
BIG BEND CARES, INC		43	8	16%	51
THE GOOD SHEPARDS OF DELAND-WEST		50	1	2%	51
UNIVERSITY OF WEST FLORIDA, THE		50	1	2%	51
Jupiter Medical Center Pavilion		50	1	2%	51
GOOD HEARTS COVID TESTING		8	43	84%	51
WALGREENS #10373		48	2	4%	50
PENNSYLVANIA DEPARTMENT OF HEALTH BUREAU OF LABORATORIES			50	100%	50
BENTON HOUSE OF PORT ORANGE		44	6	12%	50
FLORIDA HEALTH CARE DELAND			50	100%	50
TRADITIONAL HOME HEALTH OF PALM BEACH INC		49	1	2%	50
WEST ISLIP URGENT CARE		46	4	8%	50
SOUTHEAST ALABAMA MEDICAL CENTER			50	100%	50
GENTIVA HEALTH SERVICES CERTIFIED INC		47	3	6%	50
ORCHID COVE AT DAYTONA		45	5	10%	50
ROCHESTER GENERAL HOSPITAL LABORATORY		46	4	8%	50
GOLDEN POND COMMUNITIES		50			50
BETHUNE-COOKMAN UNIVERSITY		32	18	36%	50
INN AT THE FOUNTAINS, THE		34	15	31%	49

COVID-19: testing by laboratory

Data through Mar 2, 2021 verified as of Mar 3, 2021 at 09:25 AM

Data in this report are provisional and subject to change.

The numbers in the table below represent the number of Florida and non-Florida residents for whom test results were received by the Department of Health. A person can be tested by more than one laboratory and can have both positive and negative results. **Therefore, the sum of the numbers in each column will be larger than the total number of people tested.**

Reporting lab	Inconclusive	Negative	Positive	Percent positive	Total
SAFARI PEDIATRICS PA		48	1	2%	49
ST CLOUD PHYSICIAN MANAGEMENT LLC DBA ST CLOUD		28	21	43%	49
DEVELOPMENTAL DISABILITIES DEFENDANT PROGRAM		47	2	4%	49
FAST PACE MEDICAL CLINIC, PLLC		42	7	14%	49
NORTHBROOK CENTER FOR☐		47	2	4%	49
SOUTH CAROLINA DEPT OF HEALTH AND ENVIRONMENT CONTROL		10	39	80%	49
HEALTH FIRST - CAPE CANAVERAL HOSPITAL		1	48	98%	49
MEADOWCREST FAMILY PHYSICIANS PA	1	27	21	43%	49
HCTB INC		47	2	4%	49
LITTLE NECK URGENT CARE		47	2	4%	49
SOFT CELL LABORATORIES		45	4	8%	49
ALLEGRO		47	2	4%	49
CAMPBELL URGENT CARE			49	100%	49
S-H THIRTY FIVE OPCO - ORANGE CITY, LLC		39	10	20%	49
SOLARIS SENIOR LIVING NORTH NAPLES		48	1	2%	49
USF		1	48	98%	49
DOH		23	26	53%	49
CVS MINUTE CLINIC		1	47	98%	48
ROSECASTLE OF JACKSONVILLE LLC		47	1	2%	48
THE TERRACE OF JACKSONVILLE		3	45	94%	48
COURTYARD GARDENS OF JUPITER		48			48
ARTHREX MEDICAL CENTER		28	20	42%	48
GRAND OAKS OF PALM CITY LLC☐	1	41	6	13%	48
BARNETT PARK☐		2	46	96%	48
PHILLIPPE RIDGE		36	12	25%	48
NAPLES PEDIATRICS INC☐		43	5	10%	48
RAINBOW PEDIATRICS PC LLC / BREAKFAST POINT		38	10	21%	48
BAY CENTER HURRICANE SHELTER		48			48
PREMIER MEDICAL ASSOCIATES		46	2	4%	48
SEWANEE MOLECULAR DIAGNOSTICS LABORATO		48			48
CAREMED INTERNAL MEDICINE		30	18	38%	48
PRACTICE MANAGEMENT OF AMERICA, INC.		7	40	85%	47
NAVARRE GARDENS		41	6	13%	47
INTERLAB		1	46	98%	47
POPLAR HEALTHCARE PLLC	1	11	35	74%	47
PERSONAL PEDIATRICS		42	5	11%	47
FHMG_CTR FOR SENIOR HEALTH		42	5	11%	47
INSTITUTE OF PATHOLOGY KINGS COUNTY		46	1	2%	47
BARNES HEALTHCARE OF FLORIDA LLC		44	3	6%	47
CAPE REGIONAL MEDICAL CENTER		45	2	4%	47
CONCIMED LLC		39	8	17%	47
HOME CARE PHARMACY		46			46
H LEE MOFFITT CANCER CENTER MICRO		46			46
DEPT OF VA MED CENTE-WEST PALM BEACH			46	100%	46
MOBILE DOC FL, LLC		29	17	37%	46
KAPG ST AUGUSTINE SENIOR HOUSING OPCO LLC		37	9	20%	46
ERDOX		44	2	4%	46

COVID-19: testing by laboratory

Data through Mar 2, 2021 verified as of Mar 3, 2021 at 09:25 AM

Data in this report are provisional and subject to change.

The numbers in the table below represent the number of Florida and non-Florida residents for whom test results were received by the Department of Health. A person can be tested by more than one laboratory and can have both positive and negative results. **Therefore, the sum of the numbers in each column will be larger than the total number of people tested.**

Reporting lab	Inconclusive	Negative	Positive	Percent positive	Total
HILA BECKERMAN MD LLC	1	42	3	7%	46
FAMILY EXTENDED CARE OF WINTER HAVEN		44	2	4%	46
PREMIER PLACE HEALTHCARE AT THE GLENVIEW		46			46
ADVENT HEALTH - LAKE WALES		34	12	26%	46
ADVENT HEALTH EXPRESS CARE		4	42	91%	46
GARDENS HEALTH NH LLC		46			46
ADVENT HEALTH MEDICAL GROUP OB GYN AT		40	6	13%	46
EAST MANATEE FAMILY	1	1	44	96%	46
COLLIER BLVD HMA PHYSICIAN MANAGEMENT LLC		46			46
HARTFORD HEALTH SERVICES LLC		46			46
NEOGENOMICS LABORATORIES INC		45			45
MERCY MEDICAL URGENT CARE CENTER INC		12	33	73%	45
CSL PLASMA INC		7	38	84%	45
SONORAN DESERT PATHOLOGY ASSOCIATES		2	43	96%	45
AR ANESTHESIA LLC		44	1	2%	45
STUART URGENT CARE			45	100%	45
EMERGENCY PHYSICIANS MEDICAL CENTER LLC		28	17	38%	45
NIGHT LITE PEDIATRICS CENTER LLC		10	35	78%	45
TREASURE COAST PEDIATRICS PA		40	5	11%	45
WINTER GARDEN REHAB AND NURSING CENTER		41	4	9%	45
MINUTECLINIC DIAGNOSTIC OF KANSAS, PA		37	8	18%	45
HERNANDO ENDOSCOPY AND SURGERY CENTER		34	11	24%	45
NEW YORK PRESBYTERIAN - QUEENS DIAGNOSTIC		42	3	7%	45
NEXT MOLECULAR ANALYTICS		14	31	69%	45
NORTH FLORIDA / SOUTH GEORGIA VETERANS HEALTH SYSTEM		1	44	98%	45
REDI-MED WALK-IN FAMILY CARE			45	100%	45
FAMILY HEALTH CENTER		32	13	29%	45
SOUTHPORT SQUARE HARBOUR HEALTH		45			45
COLLIER URGENT CARE CENTERS		44	1	2%	45
FELICIDAD MEDICAL CENTER			45	100%	45
CITYMD OF MANAHAWKIN		42	2	5%	44
PEDIATRICS OF CENTRAL FLORIDA – SAINT CLOUD	2	40	2	5%	44
MARIANNA HEALTH AND REHABILITATION CENTER		43	1	2%	44
WG EVERGREEN WOODS SH LLC		44			44
ALLIANCE OF PHYSICIANS AGAINST COVID-19			44	100%	44
QHC UPSTATE MEDICAL PC		36	8	18%	44
S-H THIRTY FIVE OPCO - LUTZ, LLC		43	1	2%	44
SOUTHSIDE HOSPITAL NORTHWELL HEALTH LABORATORY		37	7	16%	44
THE MERIDIAN AT BOCA RATON	1	43			44
CALHOUN COUNTY HEALTH DEPT		20	24	55%	44
FLORIDA HOSPITAL		28	16	36%	44
ERIC C MRSHAL, MD, PC #1842		41	3	7%	44
Gulf Shore Care Center		39	5	11%	44
GRAND AVENUE RX			44	100%	44
ST VINCENTS PRIMARY CARE		39	5	11%	44
SILVER LAKE PEDIATRICS PA		40	4	9%	44
PATRICK AIR FORCE BASE		3	40	93%	43

COVID-19: testing by laboratory

Data through Mar 2, 2021 verified as of Mar 3, 2021 at 09:25 AM

Data in this report are provisional and subject to change.

The numbers in the table below represent the number of Florida and non-Florida residents for whom test results were received by the Department of Health. A person can be tested by more than one laboratory and can have both positive and negative results. **Therefore, the sum of the numbers in each column will be larger than the total number of people tested.**

Reporting lab	Inconclusive	Negative	Positive	Percent positive	Total
Guardian Care Nursing and Rehabilitation Center		43			43
LINCOLN DIAGNOSTIC LAB		41	2	5%	43
LARA HEALTH AND WELLNESS CENTER LLC		43			43
AESTHETIC ENHANCEMENTS		43			43
BENTLEY CARE CENTER		43			43
BRANCH MEDICAL CLINIC			43	100%	43
SAN CARLOS PHARMACY		39	4	9%	43
MIRIMUS CLINICAL LABS	1	17	25	58%	43
MORTON PLANT			43	100%	43
RADIOLOGY ASSOCIATES OF VENICE AND ENGLEWOOD		41	2	5%	43
TERRACE AT HOBE SOUND, THE	1	39	3	7%	43
PRINCETON VILLAGE□		39	4	9%	43
WOLFF CTR FOR CHILD & ADOLESCENT HEALTH PLLC,THE		26	17	40%	43
BRP SH OPCO LLC		43			43
AVOW HOSPICE INC		43			43
Citymd Of Toms River		37	6	14%	43
TGH URGENT CARE POWERED BY FAST TRACK			43	100%	43
LAKE MARY KIDS CENTRA CARE		33	10	23%	43
TAMPA BAY CONCIERGE DOCTOR, LLC		41	2	5%	43
HOLY NAME HOSPITAL LABORATORY		41	1	2%	42
BENTLEY VILLAGE II		33	9	21%	42
PLAINVIEW URGENT CARE		40	2	5%	42
CENTRA CARE – LAKE NONA		4	38	90%	42
FIRST CHOICE URGENT CARE		12	30	71%	42
REGENCY OAKS HEALTH CENTER		40	2	5%	42
MAIMONIDES-SHALOM ACADEMY, INC		41	1	2%	42
Atlantic Shore Nursing and Rehab		42			42
ECOLAB GROUP		8	34	81%	42
KIVA AT CANTERBURY		25	17	40%	42
CLINICAL LABORATORY		42			42
WALGREENS 3145		39	3	7%	42
ISLAND URGENT CARE PLLC		40	2	5%	42
SUNCOAST TECHNICAL COLLEGE SCHOOL OF HEALTH		42			42
BRONX LEBANON HOSPITAL-MEDICAL CENTER		37	4	10%	41
PEDIATRICS OF CENTRAL FLORIDA KISSI		33	8	20%	41
DOH-WEST PALM BEACH BRANCH LABORATORY		2	39	95%	41
INTERCOASTAL MEDICAL GROUP			41	100%	41
MICHAEL A VENAZIO MD		38	3	7%	41
MADISON COUNTY MEMORIAL HOSPITAL LABORATORY		15	26	63%	41
FREEDOM SQUARE NURSING CENTER□		33	8	20%	41
FLORIDA HOSPITAL NEW SMYRNA		4	37	90%	41
BENTON HOUSE OF ST. JOHNS		39	2	5%	41
UNIVERSITY OF ALABAMA		38	3	7%	41
University Hills health and Rehabilitation		31	10	24%	41
SPRING MANOR ASSISTED LIVING		41			41
CAPITAL REGIONAL MEDICAL CENTER		2	38	95%	40
PATRICK MANOR INCORPORATED		40			40

COVID-19: testing by laboratory

Data through Mar 2, 2021 verified as of Mar 3, 2021 at 09:25 AM

Data in this report are provisional and subject to change.

The numbers in the table below represent the number of Florida and non-Florida residents for whom test results were received by the Department of Health. A person can be tested by more than one laboratory and can have both positive and negative results. **Therefore, the sum of the numbers in each column will be larger than the total number of people tested.**

Reporting lab	Inconclusive	Negative	Positive	Percent positive	Total
LONG ISLAND UNIVERSITY - POST CAMPUS		40			40
PRIDE DIAGNOSTICS		24	16	40%	40
ROYAL PALM SENIOR RESIDENCE		40			40
UNION MEDICAL CARE PLLC		40			40
NORTH CAROLINA DEPARTMENT OF HEALTH & HUMAN SERVICES	1		39	98%	40
URGENT CARE & WELLNESS CENTER		10	30	75%	40
GRAMERCY PARK URGENT CARE		38	2	5%	40
PACIFICA SENIOR LIVING OCALA		35	5	13%	40
CLINICAL PATHOLOGY LABORATORIES, INC		40			40
LONGLEAF DIAGNOSTIC LABORATORIES		11	29	73%	40
AVALON PARK RETIREMENT RESIDENCE		39	1	3%	40
LOURDES HOSPITAL INC		38	2	5%	40
FUTURE PEDIATRICS		37	3	8%	40
PREMIER COMMUNITY HEALTHCARE GROUP INC		38	2	5%	40
ADVENTIST HEALTH SYSTEM FLORIDA		27	13	33%	40
MID-FLORIDA PATHOLOGY, LLC		32	8	20%	40
BRADFORD COUNTY HEALTH DEPARTMENT		39	1	3%	40
CROSSROADS URGENT CARE		24	15	38%	39
MINUTECLINIC DIAGNOSTIC OF HAWAII LLC		33	6	15%	39
CARE 4 U MANAGEMENT, INC			39	100%	39
ADVENT HEALTH CENTRA CARE - LAKE LAND		30	9	23%	39
BAY COUNTY JAIL ANNEX		34	5	13%	39
JUNIPER VILLAGE AT CAPE CORAL		34	5	13%	39
CLINICAL RESEARCH SEQUENCING PLATFORM		8	31	79%	39
CENTRAL FLORIDA PEDIATRICS		13	26	67%	39
NORTHWELL HEALTH PLAINVIEW HOSPITAL LABORATORY		30	9	23%	39
LAKE LAND REGIONAL HEALTH GATEWAY CENTER		16	23	59%	39
MIAMI CLINICAL RESEARCH CORP			39	100%	39
CEDAR CREEK AT KINGS BAY INC		39			39
STAT ONE URGENT CARE CENTER		2	37	95%	39
MEDEX MEDICAL EXPRESS OF PALATKA LLC			39	100%	39
GUYAN VALLEY WELLNESS CENTER		32	7	18%	39
SUMTER PEDIATRICS		36	3	8%	39
WG BAYPOINT VILLAGE SH LLC		38	1	3%	39
BAYSHORE PATHOLOGY CONSULTANTS PA		37	2	5%	39
LUTHERAN HAVEN EXTENDED CONGREGATE CAR		38			38
CITRUS COUNTY HEALTH DEPARTMENT		34	4	11%	38
AUTUMN OF SARASOTA		12	26	68%	38
OCOEE PEDIATRICS		31	7	18%	38
CCRC @ SUNFLOWER LLC		35	3	8%	38
MOLECULAR DIAGNOSTICS		5	33	87%	38
KESHAV RX LLC		32	6	16%	38
VIP WALK IN CLINIC		19	19	50%	38
FLORIDA DEPARMENT OF HEALTH CLAY COUNTY		25	13	34%	38
MISSION OAKS ASSISTED LIVING□		36	2	5%	38
BOND CLINIC, PA		9	29	76%	38
HOMEWOOD RESIDENCE AT FREEDOM PLAZA		37	1	3%	38

COVID-19: testing by laboratory

Data through Mar 2, 2021 verified as of Mar 3, 2021 at 09:25 AM

Data in this report are provisional and subject to change.

The numbers in the table below represent the number of Florida and non-Florida residents for whom test results were received by the Department of Health. A person can be tested by more than one laboratory and can have both positive and negative results. **Therefore, the sum of the numbers in each column will be larger than the total number of people tested.**

Reporting lab	Inconclusive	Negative	Positive	Percent positive	Total
STEWARD MEDICAL GROUP, INC		21	17	45%	38
ROYAL CARE OF AVON PARK		35	3	8%	38
BIOFIRE		7	31	82%	38
THE TRADITION OF THE PALM BEACHES		37	1	3%	38
BRIDGEVIEW CENTER LLC		27	11	29%	38
PATHOGENIUS LABORATORIES		30	7	19%	37
LONG ISLAND JEWISH MED CTR		34	3	8%	37
MINUTE CLINIC INCORPORATE		31	6	16%	37
PREMISE HEALTH MIA		1	36	97%	37
Lehigh Acres Health and Rehabilitation		26	11	30%	37
TAYLORVILLE FAMILY MEDICINE		30	7	19%	37
THE COLLIER AT NAPLES		36	1	3%	37
HOLZER HEALTH CENTER		5	32	86%	37
DOT DOC SARASOTA		35	2	5%	37
BOULEVARD REHABILITATION CENTER		24	13	35%	37
IMA MEDICAL GROUP POINCIANA		14	23	62%	37
BRANDON COMMUNITY HEALTH CENTER		29	8	22%	37
OPTUMCARE SOUTH FLORIDA, LLC		30	7	19%	37
PANCARE HEALTH - BAY COUNTY - YOUNGSTOWN		33	4	11%	37
INNOVATION CLINICAL TRIALS, INC			37	100%	37
FAMILY EXTENDED CARE OF SEBRING INC		35	2	5%	37
DUVAL PHARMACY		28	9	24%	37
GENEXPERT			37	100%	37
ST AUGUSTINE PEDIATRIC ASSOC		33	4	11%	37
ACCURATE DIAGNOSTIC LAB		35	2	5%	37
ONE MILO		37			37
PONCE THERAPY CARE CENTER		34	3	8%	37
CONNECTICUT DEPARTMENT OF HEALTH		22	15	41%	37
HR SARASOTA OPERATOR LLC		25	12	32%	37
GRACE MEDICAL HOME		28	9	24%	37
EASTERN SHORE URGENT CARE		25	11	31%	36
IMA MEDICAL CENTER		22	14	39%	36
WASHINGTON COUNTY HEALTH DEPARTMENT		24	12	33%	36
A & R RESEARCH GROUP		30	6	17%	36
NIGHT LITE PEDIATRIC CENTER		10	26	72%	36
PROFESSIONAL PEDIATRICS		34	2	6%	36
CORRECTIONAL MEDICAL GROUP		27	9	25%	36
MAKO MEDICAL		21	15	42%	36
GEORGE E WEEMS MEMORIAL HOSPITAL LAB		26	10	28%	36
ANDALUSIA HEALTH		19	17	47%	36
BVL/LITTLE ANGEL PEDIATRICS		36			36
BELVEDERE COMMONS OF SUN CITY CENTER		36			36
HARMONY HEALTH OPCO, LLC		15	21	58%	36
MINUTECLINIC DIAGNOSTIC OF RHODE ISLAND, LLC #1544		34	1	3%	35
PRMG - EAST NAPLES	1	23	11	31%	35
PARKSIDE HEALTH AND REHABILITATION CENTER			35	100%	35
LYSTER ACH FT RUCKER AL		32	3	9%	35

COVID-19: testing by laboratory

Data through Mar 2, 2021 verified as of Mar 3, 2021 at 09:25 AM

Data in this report are provisional and subject to change.

The numbers in the table below represent the number of Florida and non-Florida residents for whom test results were received by the Department of Health. A person can be tested by more than one laboratory and can have both positive and negative results. **Therefore, the sum of the numbers in each column will be larger than the total number of people tested.**

Reporting lab	Inconclusive	Negative	Positive	Percent positive	Total
AESTHETIC SURGERY CENTER OF WINTER PARK, THE	3	30	2	6%	35
CORNERSTONE PEDIATRICS		25	10	29%	35
CAREHERE LAKE SCHOOLS EMPLOYEE HEALTH CENTER		24	11	31%	35
ADVANCE URGENT CARE CENTER, LLC		1	34	97%	35
LAKE CO EMPLOYEE HEALTH AND WELLNESS CENTER		31	4	11%	35
CDR MAGUIRE - MIAMI BEACH CC MISSION 17388		2	33	94%	35
P23 LABS		35			35
ST. MARYS MEDICAL CENTER		1	34	97%	35
NCHD		21	14	40%	35
WUESTHOFF MEMORIAL HOSPITAL			35	100%	35
MAINSTREET FAMILY URGENT CARE		1	34	97%	35
MAIN STREET MEDICAL CENTER OF CRESTVIEW PA		19	16	46%	35
IRL		4	31	89%	35
NEUROINTERNATIONAL SARASOTA		32	3	9%	35
LIGHTHOUSE PEDIATRICS OF NAPLES		31	4	11%	35
BOCA TOXICOLOGY LLC		33	2	6%	35
PATHGROUP		9	26	74%	35
ADVENT HEALTH - FISH MEMORIAL		2	33	94%	35
ATRIA WILLOW WOOD		32	2	6%	34
ENCOMPASS HEALTH REHABILITATION HOSPITAL OF LARGO		31	3	9%	34
LONG TERM CARE OF GULF BREEZE LLC		30	4	12%	34
TUSCAN GARDENS OF DELRAY BEACH MANAGEMENT COMPANY,		34			34
STETSON UNIVERSITY STUDENT HEALTH CENTER		3	31	91%	34
POARCH BANC CREEK INDIANS TRIBAL HEALTH DEPARTMENT			34	100%	34
NAIA		34			34
REDI-MED WALK IN FAMILY CLINIC			34	100%	34
JOHN KNOX VILLAGE OF CENTRAL FLORIDA		30	4	12%	34
University Hospital		29	5	15%	34
RASHDA ALBIBI M.D. P.A.		31	3	9%	34
ASHTON PLACE	3	27	4	12%	34
COMPLETE HOME CARE OF THE PALM BEACHES LLC		32	2	6%	34
LAKE INTERNAL MEDICINE ASSOCIATES PA		29	5	15%	34
ST LUCIE COUNTY JAIL		25	9	26%	34
MEDCOMP SCIENCES			34	100%	34
PARAMOUNT WALK-IN CLINIC		1	33	97%	34
COLLIER HMA PHYSICIAN MANAGEMENT LLC		26	8	24%	34
PECONIC BAY MEDICAL CENTER LABORATORY		26	8	24%	34
BULLS HEAD URGENT CARE		33	1	3%	34
ORANGE COUNTY CORRECTIONS HEALTH SERVICES		32	2	6%	34
SUNSHINE ASSISTED LIVING		34			34
PINES NURSING HOME		33	1	3%	34
CORAL HOUSE ASSISTED LIVING COMMUNITY LLC		33			33
CENTRAL FLORIDA HEALTH CARE INC WAUCHULA SITE 2		26	7	21%	33
AYERS NURSING AND REHABILITATION CENTER		33			33
MILLENIA ADVANCED SCIENTIFIC LLC			33	100%	33
METRO KNOXVILLE HMA		25	8	24%	33
THE SPRINGS OF PARC HILL		32	1	3%	33

COVID-19: testing by laboratory

Data through Mar 2, 2021 verified as of Mar 3, 2021 at 09:25 AM

Data in this report are provisional and subject to change.

The numbers in the table below represent the number of Florida and non-Florida residents for whom test results were received by the Department of Health. A person can be tested by more than one laboratory and can have both positive and negative results. **Therefore, the sum of the numbers in each column will be larger than the total number of people tested.**

Reporting lab	Inconclusive	Negative	Positive	Percent positive	Total
NIGHT LITE PEDIATRICS URGENT CARE CENTER			33	100%	33
PHOSPHORUS DIAGNOSTICS		27	6	18%	33
PHYSICIAN ASSOCIATES LLC		26	7	21%	33
VILLAGE ON THE ISLE		28	5	15%	33
HARBORCHASE OF WELLINGTON CROSSING		31	2	6%	33
SANFORD MOBILE LAB PGA TOUR		32	1	3%	33
FLORIDA PEDIATRIC GROUP PA		28	5	15%	33
CVS MINUTE CLINIC DIAGNOSTIC OF NORTH CAROL		27	6	18%	33
Kensington Gardens		33			33
BOND CLINIC		3	30	91%	33
VETERAN AFFAIRS MEDICAL CENTER - JAMES J PETERS		30	3	9%	33
WESTWOOD NURSING AND REHABILITATION		28	5	15%	33
PORT SAINT JOHN FAMILY PRACTICE		21	12	36%	33
GREENRIDGE GROUP HOME	3	11	19	58%	33
AHSE ROP		32	1	3%	33
ST ANTHONYS PRIMARY CARE LLC/JACKSON STREET			33	100%	33
FHMG-FLORIDA HOSPITAL MEDICAL GROUP		24	9	27%	33
ATRIA SAN PABLO		31	2	6%	33
Ocala CBOC		30	2	6%	32
FLORIDA DEPARTMENT OF HEALTH IN MONROE COUNTY		26	6	19%	32
TRADITIONAL HOME CARE INC		31	1	3%	32
OPIS COQUINA CENTER		32			32
JACKSON HEALTH SYSTEM		1	31	97%	32
ALWAYS BEST CARE SENIOR SERVICES		29	3	9%	32
Heartland Health Care Center North Sarasota		18	14	44%	32
BROOKDALE CANOPY OAKS			32	100%	32
COLORADO DEPARTMENT OF HEALTH LABORATORY SERVICES DIVISION			32	100%	32
WESTMINSTER ST AUGUSTINE		32			32
LPG CONVENIENT CARE AT METRO		29	3	9%	32
NORTH FLORIDA PEDIATRICS - JACKSONVILLE		28	4	13%	32
IPSUM DIAGNOSTICS		3	29	91%	32
UNION MEDICAL CARE		32			32
VETERANS HOME			32	100%	32
COLLIER ANESTHESIA PAIN LLC		31			31
HEALTH FIRST - VIERA HOSPITAL		1	30	97%	31
AMERICAN ESOTERIC LABORATORIES		15	16	52%	31
JAMAICA HOSPITAL MEDICAL CENTER		28	3	10%	31
PASSPORT HEALTH ORLANDO		31			31
Consulate Health Care of Orange Park		27	4	13%	31
MIDDLETOWN MEDICAL P C		22	9	29%	31
UR CARE FAMILY AND SPORTS MEDICINE			31	100%	31
WALK IN MEDICAL URGENT CARE		31			31
ALAN A SMITH MD LLC		29	2	6%	31
EASYCARE WALK-IN CLINIC	1	11	19	61%	31
FLAGLER HOSPITAL INC	2		29	94%	31
SOUTHEASTERN OUTPATIENT SURGERY CENTER		28	3	10%	31
SANTA BARBARA CARE CENTER		18	13	42%	31

COVID-19: testing by laboratory

Data through Mar 2, 2021 verified as of Mar 3, 2021 at 09:25 AM

Data in this report are provisional and subject to change.

The numbers in the table below represent the number of Florida and non-Florida residents for whom test results were received by the Department of Health. A person can be tested by more than one laboratory and can have both positive and negative results. **Therefore, the sum of the numbers in each column will be larger than the total number of people tested.**

Reporting lab	Inconclusive	Negative	Positive	Percent positive	Total
ENT AND ALLERGY ASSOCIATES OF FLORIDA LLC		30	1	3%	31
MINUTECLINIC, LLC		27	4	13%	31
SOMA MEDICAL CENTER PA #3			31	100%	31
DISCOVERY COMMONS AT BRADENTON		31			31
UNIPATH		24	7	23%	31
LabCorp L#09258130 M#09258125		12	19	61%	31
MINUTE CLINIC LLC #2216		29	2	6%	31
VILLA COURT LLC		31			31
ADVENTHEALTH MEDICAL GROUP FAMILY MEDICINE AT RDV		31			31
MICHAEL J D'AMBROSE MD PA		29	2	6%	31
GUIDEWELL EMERGENCY MEDICINE DOCTORS LLC		11	20	65%	31
ALABAMA CLINICS		16	15	48%	31
COMMUNITY MEDICAL CARE CENTER INC			31	100%	31
WHITE-WILSON MEDICAL CENTER		20	11	35%	31
MINUTECLINIC DIAGNOSTIC OF SOUTH CAROL		29	2	6%	31
REGENCY PARK ASSISTED LIVING FACILITY		29	2	6%	31
JFK MEDICAL CENTER NORTH LAB		1	29	97%	30
AMMON ANALYTICAL LABORATORIES		26	4	13%	30
MAGNOLIA DIAGNOSTICS, LLC		3	27	90%	30
D W MCMILLAN MEMORIAL HOSPITAL		19	11	37%	30
VIKOR SCIENTITIC			30	100%	30
CLINCLOUD, LLC			30	100%	30
UNIVERSITY MEDICAL CTR OF PRINCETON AT		28	2	7%	30
BOCA BIOLISTIC REFERENCE LAB			30	100%	30
HERITAGE WATERSIDE		27	3	10%	30
WE SCREEN LLC		30			30
VETERANS AFFAIRS MEDICAL CENTER - NEW YORK HARBOR		29	1	3%	30
MEDEXPRESS - BLOOMIN BRANDS		13	17	57%	30
Okeechobee Health Care Facility		16	14	47%	30
SOUTHCOR LABORATORY		4	26	87%	30
COUNTY OF LOS ANGELES			30	100%	30
ADVENT HEALTH PRIMARY CARE PLUS, WINTER GARDEN		26	4	13%	30
BASSETTI MEDICAL RESEARCH INC		24	6	20%	30
THE TERRACE AT IVY ACRES ALF		11	19	63%	30
WELLMED AT NEW TAMPA		22	8	27%	30
WALGREENS COVID-19		26	4	13%	30
ROADS PEDIATRICS,LLC		28	2	7%	30
AMEERAH LABS			30	100%	30
Wiregrass Rehabilitation Center and Nursing Home		28	1	3%	29
LAKE COUNTY SCHOOLS EMPLOYEE HEALTH CENTER		18	11	38%	29
NURSES HELPING HANDS INC ALF		29			29
CDC		17	12	41%	29
DAVID LAWRENCE CENTER		25	4	14%	29
STEWART MELBOURNE HOSPITAL			29	100%	29
LAKE MARY - STIRLING CENTER SUITE 202			29	100%	29
SUNTREE INTERNAL MEDICINE		29			29
DCH REGIONAL MEDICAL CENTER LABORATORY		28	1	3%	29

COVID-19: testing by laboratory

Data through Mar 2, 2021 verified as of Mar 3, 2021 at 09:25 AM

Data in this report are provisional and subject to change.

The numbers in the table below represent the number of Florida and non-Florida residents for whom test results were received by the Department of Health. A person can be tested by more than one laboratory and can have both positive and negative results. **Therefore, the sum of the numbers in each column will be larger than the total number of people tested.**

Reporting lab	Inconclusive	Negative	Positive	Percent positive	Total
DUVAL COUNTY HEALTH DEPARTMENT		29			29
JUPITER MEDICAL CENTER PHYSICIANS GROUP, INC		26	3	10%	29
MINUTECLINIC DIAGNOSTIC OF MICHIGAN		27	2	7%	29
PALM GARDEN OF JACKSONVILLE		27	2	7%	29
P4CLINICAL	3	2	24	83%	29
BAY STREET PHARMACY		27	2	7%	29
NEMOURS CHILDRENS CLINIC		22	7	24%	29
PRO HEALTH HARMONY		29			29
PREMIUM HEALTH SERVICES OF TAMPA BAY LLC		16	13	45%	29
WEINBERG VILLAGE		28	1	3%	29
FAST PACE MEDICAL CLINIC		26	3	10%	29
EP MEDICAL EQUIPMENT PHARMACY		26	3	10%	29
RENAISSANCE SENIOR LIVING	1	28			29
PANCARE HEALTH - BONIFAY K-8			29	100%	29
PERDIDO URGENT CARE		1	28	97%	29
EVERLYWELL		16	13	45%	29
COMPREHENSIVE CHILDCARE		23	6	21%	29
STATEN ISLAND UNIVERSITY HOSPITAL-POUCH		29			29
FAMILY CARE PARTNERS URGENT CARE LLC		23	6	21%	29
UNIV OF ROCHESTER-STRONG MEMORIAL HOSP		28	1	3%	29
ACTIVE SENIOR LIVING		26	2	7%	28
EDEN AT CRESTVIEW		12	16	57%	28
FAMILY AND INTERNAL MEDICINE AT AVALON PARK		25	3	11%	28
OAKMONTE VILLAGE		27	1	4%	28
Cleveland Clinic Laboratories		4	24	86%	28
LAKE PLACID HEALTH AND REHABILITATION		1	27	96%	28
ISLAMORADA VILLAGE OF ISLANDS FIRE RESCUE		26	2	7%	28
ASTORIA HEALTH AND REHABILITATION CENTER		27	1	4%	28
UCLA HEALTHCARE CLINICAL LABS		23	5	18%	28
ATLAN		24	4	14%	28
BROOKDALE PHILLIPPI CREEK			28	100%	28
CAMBRIDGE SECURITY SERVICES		26	2	7%	28
ALL AMERICAN URGENT CARE			28	100%	28
MARION PEDIATRICS PA		21	7	25%	28
URGENT CARE CENTER			28	100%	28
FAMILY CARE PARTNERS		18	10	36%	28
KEY PRIMARY CARE			28	100%	28
ORANGE PEDIATRICS			28	100%	28
MINUTECLINIC DIAGNOSTIC OF NORTH CAROLINA		27	1	4%	28
ISLAND LAKE CENTER		12	16	57%	28
PORT ST LUCIE HOSPITAL		25	3	11%	28
PINELLAS INTERNAL MEDICINE ASSOCIATES	1	26	1	4%	28
ST PETER'S BENDER LABORATORY		27	1	4%	28
COASTAL DETOX		28			28
PALMS, THE		28			28
PREMIER URGENT CARE CENTER LLC			28	100%	28
CENTER ONE SURGERY CENTER		23	5	18%	28

COVID-19: testing by laboratory

Data through Mar 2, 2021 verified as of Mar 3, 2021 at 09:25 AM

Data in this report are provisional and subject to change.

The numbers in the table below represent the number of Florida and non-Florida residents for whom test results were received by the Department of Health. A person can be tested by more than one laboratory and can have both positive and negative results. **Therefore, the sum of the numbers in each column will be larger than the total number of people tested.**

Reporting lab	Inconclusive	Negative	Positive	Percent positive	Total
WARDE MEDICAL LABORATORY		20	8	29%	28
LAKELAND NURSING AND REHABILITATION CENTER			28	100%	28
ST JOSEPHS CHILDRENS OUTREACH			28	100%	28
A AND R RESEARCH GROUP LLC		25	3	11%	28
CERON PEDIATRICS & INTEGRATIVE MEDICIN		28			28
SYNIVERSE WELLNESS CENTER		23	4	15%	27
BROOKDALE BRANDON	1	26			27
AMELIA ASSISTED LIVING FACILITY		27			27
FORT VALLEY STATE UNIVERSITY		27			27
NORTH PINELLAS CHILDRENS MEDICAL CENTER			27	100%	27
FORT CAROLINE GARDENS, INC		25	2	7%	27
INTERIM HEALTHCARE OF NORTHWEST FLORIDA INC		25	2	7%	27
BROOKDALE SOUTHPOINT			27	100%	27
NATIONAL MENTOR HEALTHCARE LLC			27	100%	27
Bon Secours Maria Manor		22	5	19%	27
MINUTECLINIC DIAGNOSTIC OF RHODE ISLAND, LLC #212		27			27
LABORATORY ALLIANCE OF CENTRAL NEW YORK		26	1	4%	27
ROCKLAND URGENT CARE FAMILY HEALTH NP		27			27
SIDDH INC DBA SAN CARLOS PHARMACY		25	2	7%	27
CHILDREN'S MEDICAL CENTER			27	100%	27
RIVERHEAD URGENT CARE		26	1	4%	27
CHILDRENS MEDICAL CENTER			27	100%	27
SPANISH RIVER HIGH SCHOOL ESE		23	4	15%	27
MINUTE CLINIC, LLC DBA MINUTECLINIC #4505		25	2	7%	27
GULFSIDE HOSPICE INC		24	3	11%	27
BAPTIST PRIMARY BLACK CREEK SOUTH			27	100%	27
WEISS PEDIATRIC CARE LLC		16	11	41%	27
EXPRESS CARE OF BELLEVIEW		27			27
ACCESS 365 URGENT CARE		8	19	70%	27
SUNCOAST LABS			27	100%	27
LEXINGTON PLACE SENIOR LIVING COMMUNITY		27			27
ATRIA LADY LAKE		27			27
HEALTHPARK MEDICAL CENTER ABG LAB		26	1	4%	27
MIGUEL E TREVINO MD PA		23	4	15%	27
LAKES DIALYSIS CENTER INC			26	100%	26
WIREGRASS CLINIC LLC		21	5	19%	26
ADVENTHEALTH MEDICAL GROUP FAMILY MEDICINE		25	1	4%	26
BAPTIST URGENT CARE		23	3	12%	26
THE MINIER URGENT CARE		20	6	23%	26
WEST BROWARD CARE CENTER		24	2	8%	26
FLORIDA ENDOSCOPY & SURGERU CTR LLC		26			26
ADVANCED URGENT CARE		12	14	54%	26
BROWARD HEALTH IMPERIAL POINT NURSING			26	100%	26
COLORADO DEPARTMENT OF PUBLIC HEALTH AND ENVIRONMENT			26	100%	26
RESIDENTIAL PLAZA AT BLUE LAGOON INC		23	3	12%	26
RESIDENCE AT BAY VUE		25	1	4%	26
WAKULLA COUNTY HEALTH DEPARTMENT		12	14	54%	26

COVID-19: testing by laboratory

Data through Mar 2, 2021 verified as of Mar 3, 2021 at 09:25 AM

Data in this report are provisional and subject to change.

The numbers in the table below represent the number of Florida and non-Florida residents for whom test results were received by the Department of Health. A person can be tested by more than one laboratory and can have both positive and negative results. **Therefore, the sum of the numbers in each column will be larger than the total number of people tested.**

Reporting lab	Inconclusive	Negative	Positive	Percent positive	Total
MINUTE CLINIC DIAGNOSTIC OF SC, LLC #75		25	1	4%	26
ABL MEDICAL CARE LLC			26	100%	26
MONTEFIORE NEW ROCHELLE HOSPITAL		24	2	8%	26
MONCRIEF ARMY HEALTH CLINIC			26	100%	26
PALM BEACH COUNTY FIRE RESCUE		24	2	8%	26
RAINBOW PEDIATRICS		1	25	96%	26
TGH URGENT CARE - RIVERVIEW			26	100%	26
CIGNA PBSO WEST PALM			26	100%	26
CARILLON SPORTS AND FAMILY MEDICINE		21	5	19%	26
PULMONARY SPECIALISTS OF THE PALM BEACHES		16	10	38%	26
CAPE CORAL HOSPITAL ABG LABORATORY		13	13	50%	26
STUART REHABILITATION AND HEALTHCARE		12	14	54%	26
URGENT FAMILY CARE INC		23	3	12%	26
OAKTREE HEALTHCARE			26	100%	26
LOT HEALTH SERVICES☐	1	25			26
ST JOSEPHS HOSPITAL SOUTH HOSPITAL			26	100%	26
LOOP PEDIATRICS		22	4	15%	26
EAST HILL MEDICAL GROUP		17	9	35%	26
COLONY CARE CENTER		16	10	38%	26
EPIC REFERENCE LABS INC			26	100%	26
ADVENT HEALTH PARTIN SETTLEMENT HEALTH PARK		18	8	31%	26
ADVENT HEALTH - LAKE MARY PEDIATRICS		16	9	36%	25
SOUTH FLORIDA DIALYSIS CENTER		8	17	68%	25
COASTAL SKIN SURGERY AND DERMATOLOGY		18	7	28%	25
SANITAS		4	21	84%	25
CITY OF CAPE CORAL		21	4	16%	25
ARCPOINT LABS OF FORT LAUDERDALE		25			25
MADWAR		19	6	24%	25
FEDERAL PRISON CAMP PENSACOLA			25	100%	25
HOLLISMED LLC		23	2	8%	25
GASTROENTEROLOGY ASSOCIATES OF PENSACOLA PA		22	3	12%	25
COASTAL COMPLETE CARE		11	14	56%	25
ARCPOINT LABS OF WEST PALM BEACH			25	100%	25
TREEHOUSE PEDIATRICS & FAMILY CARE		25			25
RJ LEE GROUP	1	23	1	4%	25
TALLAHASSEE VA OPC		24	1	4%	25
MD BEAUTY LABS, PA		23	2	8%	25
CANTON-POTSDAM HOSPITAL LABORATORY		24	1	4%	25
Lanier Rehab			25	100%	25
M&V SAN JOSE MEDICAL CENTER			25	100%	25
ORLANDO CLINICAL RESEARCH CENTER		23	2	8%	25
ADVENTHEALTH MEDICAL GROUP FAMILY & INTERNAL		9	16	64%	25
WOMENS CARE FLORIDA LABORATORY		25			25
ST. CLOUD HOSPITAL		20	5	20%	25
VASSAR BROTHERS MEDICAL CENTER LABORATORY		24	1	4%	25
WESTPAC LABS		1	24	96%	25
TALLAHASSEE DEVELOPMENTAL CENTER☐		24	1	4%	25

COVID-19: testing by laboratory

Data through Mar 2, 2021 verified as of Mar 3, 2021 at 09:25 AM

Data in this report are provisional and subject to change.

The numbers in the table below represent the number of Florida and non-Florida residents for whom test results were received by the Department of Health. A person can be tested by more than one laboratory and can have both positive and negative results. **Therefore, the sum of the numbers in each column will be larger than the total number of people tested.**

Reporting lab	Inconclusive	Negative	Positive	Percent positive	Total
MINUTECLINIC DIAGNOSTIC MEDICAL GROUP		23	2	8%	25
KIVA AT CANTERBURY, LLC		25			25
UNION CHD		22	3	12%	25
THE WATERMARK AT VISTAWILLA		25			25
BITTINGS APOTHECARY INC		21	4	16%	25
SUNSHINE PEDIATRICS OF CENTRAL FLORIDA PL		23	2	8%	25
TARPON BAYOU CENTER			24	100%	24
SENIOR HEALTH OF WINTER PARK DUNDEE		24			24
SPRINGWOOD COURT		19	5	21%	24
PRIME CARE ONE LLC/HARBORCHASE OF VENICE			24	100%	24
SENIOR LIVING IV SUN CITY LLC		17	7	29%	24
CSH LAKE ORIENTA LP		24			24
APOLLO HEALTH & REHABILITATION		18	6	25%	24
GOOD SAMARITAN HOSPITAL LABORATORY		21	3	13%	24
MEDICAL PAVILION CLINIC		14	10	42%	24
MED PLUS FLORENCE		20	4	17%	24
AIR, LAND & SEA PHYSICALS & CONSULTATIONS, LLC		23	1	4%	24
LABORATORY DYNAMICS		20	4	17%	24
WESTMINSTER WOODS ON JULINGTON CREEK		22	2	8%	24
HERITAGE OAKS ASSISTED LIVING & MEMORY CARE		20	4	17%	24
Clearwater Center		10	14	58%	24
HENNEPIN COUNTY MEDICAL CENTER (HCMC)		13	11	46%	24
ATRIA AT ST JOSEPHS		24			24
CARDIOLOGY AND MEDICINE ASSOCIATES INC		24			24
THE CHAPPEL GROUP RESEARCH		24			24
URGENT CARE USA			24	100%	24
THE COMMONWEALTH OF MASSACHUSETTS			24	100%	24
Grand Villa of Clearwater		22	2	8%	24
FIRST CHOICE PEDIATRICS LOOP		22	2	8%	24
MAYO CLINIC JACKSONVILLE		1	23	96%	24
MARYLAND DEPARTMENT OF HEALTH			24	100%	24
LAKE SHERIFF		24			24
PACIFICA SENIOR LIVING FORT MYERS		15	9	38%	24
VICK STREET MANOR		24			24
SUMMIT MEDICAL GROUP - 75 E NORTHFIELD		22	2	8%	24
HUNTINGTON STATION URGENT CARE		23	1	4%	24
AVENTIS BIO-SERVICES CTL		24			24
MINUTECLINIC DIAGNOSTIC OF LOUISIANA		23	1	4%	24
PHYSICIANS PRIMARY CARE OF SW FLORIDA PL		24			24
MARTHA'S HOUSE & ASSISTED LIVING FACILITY		24			24
HEALTH MED CENTERS		24			24
VILLAGES REHABILITATION AND NURSING CENTER		24			24
THE LODGE AND REHABILITATION CENTER		9	15	63%	24
GROWING TOGETHER PEDIATRICS, LLC		20	4	17%	24
COURTYARDS OF ORLANDO		24			24
JOSEPH SCHENKER MD PC DBA CENTERS URGENT		21	3	13%	24
DOCTOR TODAY TLC LLC			24	100%	24

COVID-19: testing by laboratory

Data through Mar 2, 2021 verified as of Mar 3, 2021 at 09:25 AM

Data in this report are provisional and subject to change.

The numbers in the table below represent the number of Florida and non-Florida residents for whom test results were received by the Department of Health. A person can be tested by more than one laboratory and can have both positive and negative results. **Therefore, the sum of the numbers in each column will be larger than the total number of people tested.**

Reporting lab	Inconclusive	Negative	Positive	Percent positive	Total
JOSEF SCHENKER MD PC		24			24
PINELLAS 1 HOME HEALTH CARE CORP		24			24
SUNQUEST		3	21	88%	24
MADISON COUNTY MEMORIAL HOSP		12	12	50%	24
CENTERPLACE HEALTH		3	21	88%	24
MAGNOLIA PEDIATRICS		4	20	83%	24
WELLOW URGENT CARE		23	1	4%	24
NEW JERSEY		22	1	4%	23
PARK WEST MEDICAL CENTER		22	1	4%	23
UNIVERSITY HILLS HEALTH AND REHABILITATION CENTER		18	5	22%	23
GRAND VILLA OF ST. PETERSBURG		21	2	9%	23
BROOKDALE UNIVERSITY HOSPITAL		22	1	4%	23
Summit Medical Group Westfield Lab		20	3	13%	23
MINUTE CLINIC DIAGNOSTIC OF VIRGINIA		18	5	22%	23
EMORY BENNETT VETERANS NURSING HOME	1	22			23
FINLAY C. LABORATORY		3	20	87%	23
CRESTVIEW IMMEDIATE CARE LL			23	100%	23
TIFFANY LAKE CARE CENTERS INC		23			23
GRAND LIVING AT LAKEWOOD RANCH		23			23
SARASOTA MEMORIAL NURSING & REHABILITATION CTR		23			23
LONG BEACH URGENT CARE		23			23
NOBLE SENIOR LIVING		3	20	87%	23
MID FLORIDA PATHOLOGY LLC		22	1	4%	23
ENGLEWOOD HOSPITAL AND MEDICAL CENTER		18	5	22%	23
BIOREFERENCE LABORATORIES INC		3	20	87%	23
UF HEALTH NORTH JACKSONVILLE			23	100%	23
WUESTHOFF MEDICAL CENTER-MELBOURNE			23	100%	23
ASSISTED LIVING OF BROWARD		23			23
UNIV OF NORTH ALABAMA HEALTH CENTER		22	1	4%	23
LAKEVIEW HEALTH CARE SYSTEMS		9	14	61%	23
EGL GENETIC DIAGNOSTICS		1	22	96%	23
GENETIC TECHNOLOGICAL INNOVATIONS, LLC		11	12	52%	23
WOODHOUSE INC		17	6	26%	23
CORE LABORATORY		1	22	96%	23
NOVANT HEALTH		17	6	26%	23
MINUTECLINIC, LLC #08366		18	5	22%	23
ADVENTHEALTH MEDICAL GROUP PULMONOLOGY		20	3	13%	23
CHIPOLA MEDICAL ASSOCIATES		4	19	83%	23
PALMS MEDICAL GROUP - LAKE CITY WEST		3	20	87%	23
ISLAND COAST PEDIATRICS PA		22	1	4%	23
HUNT CLUB PEDIATRIC ASSOCIATES LLC		19	4	17%	23
STATE LAB		2	21	91%	23
ROWLETT MIDDLE ACADEMY		21	2	9%	23
CARENOW - DOWNTOWN NORTH GULCH		22	1	4%	23
OMEGA LABORATORIES		19	4	17%	23
BROOKWOOD BAPTIST MEDICAL CENTER		22	1	4%	23
PHYSICIANS STAT		3	20	87%	23

COVID-19: testing by laboratory

Data through Mar 2, 2021 verified as of Mar 3, 2021 at 09:25 AM

Data in this report are provisional and subject to change.

The numbers in the table below represent the number of Florida and non-Florida residents for whom test results were received by the Department of Health. A person can be tested by more than one laboratory and can have both positive and negative results. **Therefore, the sum of the numbers in each column will be larger than the total number of people tested.**

Reporting lab	Inconclusive	Negative	Positive	Percent positive	Total
MD NOW MEDICAL CENTERS INC		1	22	96%	23
HOLIDAY MEDICAL ASSOCIATES		1	22	96%	23
THORNBURG PEDIATRICS		22	1	4%	23
ROCKLEDEGE REGIONAL MEDICAL CENTER		17	5	23%	22
MORNINGSIDE MANOR & VILLA ADULT CARE C		22			22
NAPHCARE, INC.		12	10	45%	22
FORT SANDERS REGIONAL LABORATORY		22			22
HUNT CLUB MEDICAL		15	7	32%	22
FAMILY AND AFTER HOURS CARE		22			22
DIACARTA INC.		22			22
SANFORD PEDIATRIC ASSOCIATES, PA		20	2	9%	22
DALE MEDICAL CENTER		17	5	23%	22
CARE HERE		1	21	95%	22
PALMETTO PEDIATRICS			22	100%	22
GLEN COVE HOSPITAL		22			22
PULSE MEDICAL GROUP INC			22	100%	22
ADVENT HEALTH EXPRESS		9	13	59%	22
VILLAGES VA CBOC	2	18	2	9%	22
OLIVE BRANCH HEALTH AND REHABILITATION CENTER			22	100%	22
APOLLO SURGERY CENTER		20	2	9%	22
BUREAU OF PUBLIC HEALTH	1	3	18	82%	22
TEN HEALTHCARE		6	16	73%	22
ADVENT HEALTH MEDICAL GROUP- FAMILY MEDICINE AT DR. PHILIPS		17	5	23%	22
MOBILE DIVISION LABORATORY		7	15	68%	22
ADULT MEDICINE OF LAKE COUNTY INC			22	100%	22
FORT PIERCE FAMILY CARE INC		16	6	27%	22
SEAGRASS VILLAGE			22	100%	22
EBEIDS MD PEDIATRICS		19	3	14%	22
FLORIDA HOSPITAL LABS		12	10	45%	22
ELAN SPANISH SPRINGS		4	18	82%	22
MARATHON HEALTH FOR LIFE		19	3	14%	22
CLEARWATER EMPLOYEE HEALTH CLINIC		7	15	68%	22
SOLE HEALTH LLC		22			22
STEWARD MEDICAL GROUP INC			22	100%	22
FLORIDA PEDIATRICS		6	16	73%	22
UNIVERSITY OF ILLINOIS VETERINARY DIAG		21	1	5%	22
SHORE MEMORIAL HOSPITAL		19	3	14%	22
COMMUNITY HEALTH OF SOUTH FLORIDA			22	100%	22
NORTHWEST FLORIDA COMMUNITY HOSPITAL 3RD FLOOR		20	2	9%	22
BOCA SIMON LAB		1	21	95%	22
TOTAL ACCESS URGENT CARE			21	100%	21
ARDEN COURTS OF WINTER SPRINGS		18	3	14%	21
AMERICAN ESOTERIC LAB-BIRMINGHAM		21			21
GILCHRIST COUNTY JAIL		19	2	10%	21
ERIC C MARSHAL MD, PC DBA MINUTECLINIC		20	1	5%	21
ROSLYN URGENT CARE		21			21
GRAND VILLA OF NEW PORT RICHEY		14	7	33%	21

COVID-19: testing by laboratory

Data through Mar 2, 2021 verified as of Mar 3, 2021 at 09:25 AM

Data in this report are provisional and subject to change.

The numbers in the table below represent the number of Florida and non-Florida residents for whom test results were received by the Department of Health. A person can be tested by more than one laboratory and can have both positive and negative results. **Therefore, the sum of the numbers in each column will be larger than the total number of people tested.**

Reporting lab	Inconclusive	Negative	Positive	Percent positive	Total
PHYSICIANS CARE		18	3	14%	21
BAYCARE HEALTH SYSTEMS, LLC			21	100%	21
ALAN SERURE MD		21			21
UAH STUDENT HEALTH CENTER		14	7	33%	21
JUPITER MEDICAL CENTER			21	100%	21
CLINICAL PATHOLOGY LABORATORIES SOUTHEAST			21	100%	21
CARESPOT		1	20	95%	21
GREEN GABLES ASSISTED LIVING FACILITY		21			21
JEFFERSON K-12, A SOMERSET SCHOOL- CLINIC		17	4	19%	21
ROCKLEDGE FAMILY HEALTH			21	100%	21
UPMC CHAUTAUQUA AT WCA LABORATORY		20	1	5%	21
SANDALWOOD NURSING CENTER		21			21
CONNECTDX		6	15	71%	21
CITRUS CARE CLINIC			21	100%	21
HARBOUR ISLAND PEDIATRICS		12	9	43%	21
ADVENTHEALTH MEDICAL GROUP MULTISPECIALTY			21	100%	21
INTERNATIONAL MEDICAL LABORATORY INC		21			21
MINUTECLINIC DIAGNOSTIC OF TN PC #378		20	1	5%	21
GRAND VILLA OF ALTAMONTE SPRINGS		14	7	33%	21
ST JUDE CHILDRENS RESEARCH HOSPITAL		21			21
MINIMALLY INVASIVE VASCULAR INC		19	2	10%	21
GERALD J KIVETT MD		19	2	10%	21
JOSEF SCHENKER MD PC DBA CENTERS URGENT		19	2	10%	21
PRIMECARE OF DOTHAN-DALEVILLE CLINIC		16	5	24%	21
VIRTUA		17	4	19%	21
MEDEXPRESS URGENT CARE - BLOOMINGTON		18	3	14%	21
ROBERT H JENKINS JR VETERANS' DOMICILIARY HOME OF		18	3	14%	21
HALIFAX HEALTH URGENT CARE		3	17	85%	20
LPG PULMONOLOGY-COCONUT POINT		16	4	20%	20
WINSHIPS PHARMACY INC		20			20
JUST FOR KIDS PEDIATRICS		5	15	75%	20
FLUSHING HOSPITAL MEDICAL CENTER		16	4	20%	20
HOWARD BEACH URGENT CARE		20			20
POINT OF CARE CLINICS PRIMARY CARE		20			20
PONCE PLAZA NURSING & REHAB CENTER		4	16	80%	20
LAKE WORTH MANOR		19	1	5%	20
TOTTENVILLE CIRCLE URGENT CARE		20			20
BROOKDALE MANDARIN CENTRAL		7	13	65%	20
CL BRUMBACK PRIMARY CARE CLINIC LANTANA		2	18	90%	20
ODYSSEY HEALTHCARE OF MARION COUNTY, LLC		19	1	5%	20
NEWYORK-PRESBYTERIAN/ LAWRENCE HOSPITAL LABORATORY		18	2	10%	20
TIMBERLANE LODGE ALF	1	12	7	35%	20
TENNESSEE DEPARTMENT OF HEALTH		15	5	25%	20
REDITUS LABORATORIES			20	100%	20
HIGHLANDS COUNTY FIRE RESCUE		20			20
PROFESSIONAL PARK PEDIATRICS PA			20	100%	20
CVS NY4098030POCT NEW YORK		20			20

COVID-19: testing by laboratory

Data through Mar 2, 2021 verified as of Mar 3, 2021 at 09:25 AM

Data in this report are provisional and subject to change.

The numbers in the table below represent the number of Florida and non-Florida residents for whom test results were received by the Department of Health. A person can be tested by more than one laboratory and can have both positive and negative results. **Therefore, the sum of the numbers in each column will be larger than the total number of people tested.**

Reporting lab	Inconclusive	Negative	Positive	Percent positive	Total
TGH MEDICAL GROUP LABORATORY CARROLLWOOD			20	100%	20
LPG PRIMARY CARE AT SURFSIDE		18	2	10%	20
PEDIATRIC ASSOCIATES PA		17	3	15%	20
BAY PEDIATRICS PA		18	2	10%	20
MORRIS PARK URGENT CARE		17	3	15%	20
BETHESDA HEALTH PHYSICIAN GROUP INC			20	100%	20
MARQUES PEDIATRICS			20	100%	20
ADIRONDACK MEDICAL CENTER		20			20
NEW YORK METHODIST HOSPITAL		16	4	20%	20
CONSOLIDATED LAB SERVICES		10	10	50%	20
ESTATES MEDICAL CENTER		12	8	40%	20
COOPER HEALTHCARE		20			20
RAINBOW PEDIATRIC CENTER		2	18	90%	20
VIERA FAMILY MEDICINE AND WELLNESS		16	4	20%	20
GOOD SAMARITAN SOCIETY OF DAYTONA		16	4	20%	20
MEDICAL EXPRESS CORP		18	2	10%	20
CARESPOT OF NOCATEE		1	19	95%	20
BEST MEDICAL CENTER		11	9	45%	20
WINTER PARK FAMILY PRACTICE LLC		17	3	15%	20
HEALTHY MINORS, LLC.		20			20
Grand Villa of Deerfield Beach		18	2	10%	20
SOUTH CAROLINA DEPARTMENT OF HEALTH			20	100%	20
HENDRY REGIONAL CORPORATE HEALTH			20	100%	20
MICHELLE S PAGE MD PA		18	1	5%	19
MINUTECLINIC DIAGNOSTIC OF TEXAS		16	3	16%	19
COASTAL FAMILY PRACTICE		11	8	42%	19
JACKSON NORTH MEDICAL CENTER		2	17	89%	19
BAYVIEW MEDICAL		19			19
OHIO CVS STORES, LLC DBA		17	2	11%	19
GENTIVA HEALTH SERVICES		17	2	11%	19
NEW YORK PRESBYTERIAN - ALLEN HOSPITAL		19			19
ANYLABTESTNOW		6	13	68%	19
DOCTORS MEDICAL CENTER OF WALTON COUNTY CLINIC			19	100%	19
WILLAMETTE VALLEY TOXICOLOGY LLC		17	2	11%	19
ASURANCE SCIENTIFIC LABORATORIES		19			19
REHAB AND HEALTHCARE CENTER OF CAPE CORAL		19			19
OCEAN REEF MEDICAL CENTER, LLC			19	100%	19
GUARDANT HEALTH		14	5	26%	19
NANO HEALTH ASSOCIATES LLC		19			19
SONATA BOYNTON BEACH		17	2	11%	19
ESOTERIX GENETIC LABORATORIES		16	3	16%	19
MED HEALTH SERVICES		18	1	5%	19
Ocala Oaks Rehabilitation Center		13	6	32%	19
TEXAS DEPARTMENT OF STATE HEALTH SERVICES		3	16	84%	19
BRIDGEWAY HEALTH CLINICS INC			19	100%	19
NO NAME		8	11	58%	19
SEVEN RIVERS REGIONAL MEDICAL CENTER		5	14	74%	19

COVID-19: testing by laboratory

Data through Mar 2, 2021 verified as of Mar 3, 2021 at 09:25 AM

Data in this report are provisional and subject to change.

The numbers in the table below represent the number of Florida and non-Florida residents for whom test results were received by the Department of Health. A person can be tested by more than one laboratory and can have both positive and negative results. **Therefore, the sum of the numbers in each column will be larger than the total number of people tested.**

Reporting lab	Inconclusive	Negative	Positive	Percent positive	Total
INTEGRATED REGIONAL LABORATORIES - LARGO			19	100%	19
FLORIDA HOSPITAL WINTER GARDEN		15	4	21%	19
BAYFRONT HMA CONVENIENT CARE, LLC		2	17	89%	19
GRACE WELLNESS CENTER		8	11	58%	19
COLLIER COUNTY JAIL		19			19
BARTON FAMILY PRACTICE		8	11	58%	19
WELLMED AT LAKE COPELAND		13	6	32%	19
ST VINCENT'S EAST		17	2	11%	19
ADVANCED URGENT CARE CENTER		7	12	63%	19
LOVING CARE OF THE TREASURE COAST LLC	1	13	5	26%	19
Wesley Place on Honeysuckle		17	2	11%	19
SOUTH NASSAU COMMUNITIES HOSPITAL		15	4	21%	19
MONROE COUNTY DETENTION CENTER			19	100%	19
MINUTE CLINIC DIAGNOSTIC OF VIRGINIA, LLC		19			19
STONE WASH CLINICAL LABORATORIES		2	17	89%	19
FLORIDA COMMUNITY HEALTH CENTER OF ST. LUCIE		1	18	95%	19
LAB INTERMARKET FACILITY LAB		1	18	95%	19
Sovereign Laboratory Services, LLC		17	2	11%	19
REGENCY SQUARE MALL - SEARS		3	16	84%	19
WELLMED AT PLANT CITY		10	9	47%	19
ROYAL PALM MEDICAL GROUP, INC		19			19
CLERMONT ADVENTHEALTH CENTRA CARE		1	18	95%	19
ORLANDO FAMILY MEDICINE		7	12	63%	19
ALL PEDIATRIC CARE			19	100%	19
DELRAY BEACH FACIAL PLASTIC SURGERY		18			18
ASCENSION ST VINCENT'S PRIMARY CARE		1	17	94%	18
LEE COMMUNITY HEALTHCARE - LEHIGH		17	1	6%	18
BOZEMAN HEALTH DEACONESS HOSPITAL		13	5	28%	18
BLOCK NATION CHASE		12	6	33%	18
GRAND VILLA OF PINELLAS PARK		17	1	6%	18
MINUTECLINIC DIAGNOSTIC PA		16	2	11%	18
MADISON CORE LABORATORIES		17	1	6%	18
FAMILY CARE CYPRESS CREEK		1	17	94%	18
MINUTECLINIC DIAGNOSTICS MEDICAL GROUP		17	1	6%	18
TPCA CLINICAL LABORATORIES		15	3	17%	18
MARION COUNTY HEALTH DEPARTMENT		17	1	6%	18
1 TOUCH TOTALCARE SOLUTIONS		17	1	6%	18
UM MILLER SCHOOL OF MEDICINE			18	100%	18
MINUTECLINIC #8699		14	4	22%	18
GRAND VILLA OF ORMOND BEACH		16	2	11%	18
ACCESS HEALTH CARE PHYSICIANS LLC		6	12	67%	18
MINUTECLINIC, LLC, DBA MINUTECLINIC #5		15	3	17%	18
49D2045214PHYSICIAN OFFICE WAIVER MEDEXPRESS URGENT CARE - HARRISONBU		9	9	50%	18
MOORINGS PARK OAKSTONE AT GREY OAKS		17	1	6%	18
CENTRAL FLORIDA PEDIATRIC URGENT CARE LLC		16	2	11%	18
HARTFORD HOSPITAL ANCILLARY LAB		17	1	6%	18
HARLEM HOSPITAL CENTER		17	1	6%	18

COVID-19: testing by laboratory

Data through Mar 2, 2021 verified as of Mar 3, 2021 at 09:25 AM

Data in this report are provisional and subject to change.

The numbers in the table below represent the number of Florida and non-Florida residents for whom test results were received by the Department of Health. A person can be tested by more than one laboratory and can have both positive and negative results. **Therefore, the sum of the numbers in each column will be larger than the total number of people tested.**

Reporting lab	Inconclusive	Negative	Positive	Percent positive	Total
CHARLOTTE CHD PORT CHARLOTTE		14	4	22%	18
BAYLOR GENETICS		6	12	67%	18
WALGREEN EASTERN CO, INC		18			18
OSCEOLA ALF OPERATOR, LLC DBA□		18			18
MINUTECLINIC DIAGNOSTIC OF NORTH CAROLINA PC		15	3	17%	18
ENCOMPASS HEALTH REHABILITATION HOSPITAL OF SARASOTA		18			18
SHERMAN-ABRAMS LABORATORY INC		15	3	17%	18
MINUTECLINIC DIAGNOSTIC OF RHODE ISLAND, LLC #590		17	1	6%	18
BASSETTI & ASSOCIATES, MD, PA			18	100%	18
COMMONWEALTH OF MASSACHUSETTS			18	100%	18
PALM BAY FAMILY PRACTICE		4	14	78%	18
UTAH DEPARTMENT OF HEALTH			18	100%	18
MINUTECLINIC DIAGNOSTIC OF ILLINOIS L		15	3	17%	18
CRANES VIEW LODGE			18	100%	18
XPRESS WELLNESS URGENT CARE			18	100%	18
Z UROLOGY		18			18
BAYCARE MEDICAL GROUP INC			18	100%	18
TOTAL RENAL LABORATORIES INC		13	5	28%	18
DEPT OF VA MEDICAL CENTER - BAY PINES			18	100%	18
GENERAL INTERNAL MEDICINE MEDICAL CTR CLINIC		13	5	28%	18
COMMUNITY HOME HEALTH CARE		18			18
PBSO WEST PALM FAMILY PRACTICE		1	17	94%	18
ST ELIZABETH MEDICAL CENTER LABORATORY		17	1	6%	18
SUMMERGATE PHARMACY		16	2	11%	18
MCWHORTER SCHOOL OF PHARMACY		18			18
ST. JUDES LABORATORIES		12	6	33%	18
AURORA DIAGNOSTICS		6	12	67%	18
CABOT RESERVE ON THE GREEN		18			18
DIXIE COUNTY HEALTH DEPARTMENT		11	7	39%	18
OCEANSIDE URGENT CARE		18			18
GLEN OAKS URGENT CARE		17	1	6%	18
MINUTE CLINIC DIAGNOSTIC OF NEW JERSEY		17			17
JESSIE TRICE COMMUNITY HEALTH SYSTEM, INC		1	16	94%	17
TANVIR H SHAGAR NP		14	3	18%	17
TRINITY MEDICAL ASSOCIATES LLC			17	100%	17
PRIMARY CARE WALK IN CLINIC PLLC			17	100%	17
PARRISH HEALTH CENTER		14	3	18%	17
DIEGO FALLON MD PA		6	11	65%	17
ST CATHERINE OF SIENA HOSPITAL		15	2	12%	17
AUBURN COMMUNITY HOSPITAL		15	2	12%	17
URGENT CARE WEST CLINIC		14	3	18%	17
MEDI STATION			17	100%	17
URGENT TEAM		14	3	18%	17
Floral Health and Rehabilitation, LLC		16	1	6%	17
TENDER CARE ALF		17			17
HEALTHCARE NOW			17	100%	17
PRIMARY CARE MEDICINE	1	13	3	18%	17

COVID-19: testing by laboratory

Data through Mar 2, 2021 verified as of Mar 3, 2021 at 09:25 AM

Data in this report are provisional and subject to change.

The numbers in the table below represent the number of Florida and non-Florida residents for whom test results were received by the Department of Health. A person can be tested by more than one laboratory and can have both positive and negative results. **Therefore, the sum of the numbers in each column will be larger than the total number of people tested.**

Reporting lab	Inconclusive	Negative	Positive	Percent positive	Total
PRATTVILLE BAPTIST HOSPITAL		13	4	24%	17
Citymd Of Lacey		15	2	12%	17
MD PLUS URGENT CARE, LLC			17	100%	17
BAY BREEZE HEALTH AND REHABILITATION CENTER		9	8	47%	17
FLORENCE J HUNT STUDENT WELLNESS CENTER - HEALTH SERVICES (ABBOTT)		17			17
FORT WALTON BEACH DEVELOPMENTAL CENTER		16	1	6%	17
STEINHATCHEE DRUGS		14	3	18%	17
BAY COUNTY HEALTH DEPARTMENT		13	4	24%	17
WELLINGTON FAMILY PRACTICE		13	4	24%	17
BROOKDALE CROWN POINT			17	100%	17
LAKELAND HILLS CENTER		10	7	41%	17
ROSS MEDICAL GROUP			17	100%	17
KINDRED HOSPITAL OCALA		14	3	18%	17
RESOLVE MOLECULAR DIAGNOSTICS		13	4	24%	17
HELIX DIAGNOSTICS			17	100%	17
URGENT CARE AT LONGWOOD			17	100%	17
VALLEY IMMEDIATE CARE		15	2	12%	17
GENETIC TECHNOLOGICAL INNOVATIONS			17	100%	17
UVMCM MICROBIOLOGY		16	1	6%	17
THE CANOPY AT HARPER LAKE	1		16	94%	17
CARESPOT EXPRESS HEALTHCARE			17	100%	17
MASSACHUSETTS GENERAL HOSPITAL		1	16	94%	17
ROBERT WOOD JOHNSON UNIVERSITY HOSP		15	2	12%	17
ADEPT INPATIENT MEDICAL SERVICES PC		17			17
UNIVERSITY OF ALABAMA - FUNGAL REFERENCE LABORATORY		12	5	29%	17
BROOKDALE ST AUGUSTINE			17	100%	17
MARCO DRUGS AND COMPOUNDING		13	4	24%	17
COAST MED URGENT CARE		16	1	6%	17
CARENOW URGENT CARE-BRENTWOOD		11	6	35%	17
INN AT LAKE SEMINOLE SQUARE, THE		17			17
SHELBY BAPTIST MEDICAL CENTER		12	5	29%	17
PROMEDICA LABORATORIES		11	5	31%	16
INTERNAL MEDICINE ASSOCIATES & SPECIALTIES INC		15	1	6%	16
NORTHWEST FLORIDA SLEEP		1	15	94%	16
AURORA UNIVERSITY WELLNESS CENTER		16			16
XERA MED RESEARCH			16	100%	16
ADVENT HEALTH - KISSIMMEE		6	10	63%	16
NORTHWEST FLORIDA ENT, PA		5	11	69%	16
PANAMA CITY VITAS HOSPICE		16			16
HODGES CLUSTER		2	14	88%	16
DARDEN WELLNESS CENTER		13	3	19%	16
UNIVERSITY LAB			16	100%	16
URGENT CARE CLINIC OF LINCOLN		14	2	13%	16
ADVENT HEALTH - ZEPHYRHILLS			16	100%	16
ALBIBI		1	15	94%	16
FAST TRACK URGENT CARE CENTER - TYRONE			16	100%	16
MEDEXPRESS URGENT CARE, MOON TOWNSHIP		15	1	6%	16

COVID-19: testing by laboratory

Data through Mar 2, 2021 verified as of Mar 3, 2021 at 09:25 AM

Data in this report are provisional and subject to change.

The numbers in the table below represent the number of Florida and non-Florida residents for whom test results were received by the Department of Health. A person can be tested by more than one laboratory and can have both positive and negative results. **Therefore, the sum of the numbers in each column will be larger than the total number of people tested.**

Reporting lab	Inconclusive	Negative	Positive	Percent positive	Total
STARLING AT NOCATEE			16	100%	16
JOSEPH MIGNOGNA		13	3	19%	16
ALL FLORIDA FAMILY & SPORTS MEDICINE		15	1	6%	16
JS HEALTHCARE INC		16			16
MEDICINE AT LONGWOOD		16			16
MIRIMUS INC		1	15	94%	16
MILLENNIUM PHYSICIAN GRP LLC NAPLES PINE RIDGE			16	100%	16
PRO HEALTH FAMILY PHYSICIANS, NYSTROM		16			16
CRUCIAL CARE		10	6	38%	16
WINDSOR WOODS REHAB & HEALTHCARE CTR		15	1	6%	16
MIDNIGHT MEDICINE			16	100%	16
SRMC AVALON		9	7	44%	16
LAKEWOOD RANCH MEDICAL CENTER CLINICAL LAB			16	100%	16
BVL PEDIATRICS		14	2	13%	16
OKEECHOBEE HEALTHCARE FACILITY			16	100%	16
SOMA MEDICAL CENTER PA			16	100%	16
BREVARD HEALTH ALLIANCE INC		15	1	6%	16
PEACHTREE IMMEDIATE CARE			16	100%	16
HEALTH CENTRAL HOSPITAL			16	100%	16
MINUTECLINIC MINUTECLINIC #8746		15	1	6%	16
MEDEXPRESS URGENT CARE LEWISBURG		15	1	6%	16
MI CASA DORADA ASSISTED LIVING FACILIT		16			16
MINUTECLINIC, LLC, DBA MINUTECLINIC #2544		15	1	6%	16
GRAND VILLA OF ENGLEWOOD		12	4	25%	16
LEE MEMORIAL HEALTH SYSTEM		13	3	19%	16
A LILIKO'I PHARMACY LLC		15	1	6%	16
STATEN ISLAND UNIVERSITY HOSPITAL		15	1	6%	16
COLLEGE POINT URGENT CARE		14	2	13%	16
SOMA MEDICAL CENTER # 4		2	14	88%	16
REOPEN DIAGNOSTICS			16	100%	16
BAPTIST MEMORIAL HEALTH CARE		14	2	13%	16
BONIFAY NURSING AND REHABILITATION CENTER			16	100%	16
NOVANT HEALTH GOHEALTH URGENT CARE-HARRISBURG		8	8	50%	16
NEWPATH DIAGNOSTICS		10	6	38%	16
Lab MSMC Hialeah			16	100%	16
REGENEXX TAMPA BAY		14	2	13%	16
CLEVELAND CLINIC FLORIDA		1	15	94%	16
CALLAWAY CLINIC		11	5	31%	16
ST AUGUSTINE PLANTATION		1	15	94%	16
MINUTECLINIC DIAGNOSTIC OF MICHIGAN PC		15	1	6%	16
MINUTECLINIC DIAGNOSTIC OF PENNSYLVANI		16			16
MAITLAND PRIMARY CARE		9	7	44%	16
STAT MEDICAL CLINIC III INC		10	6	38%	16
ELTINGVILLE CIRCLE URGENT CARE		15	1	6%	16
CLEVELAND CLINIC			16	100%	16
CAREATC INC BRANDON	1	14	1	6%	16
CAREHERE- LCS LEESBURG			16	100%	16

COVID-19: testing by laboratory

Data through Mar 2, 2021 verified as of Mar 3, 2021 at 09:25 AM

Data in this report are provisional and subject to change.

The numbers in the table below represent the number of Florida and non-Florida residents for whom test results were received by the Department of Health. A person can be tested by more than one laboratory and can have both positive and negative results. **Therefore, the sum of the numbers in each column will be larger than the total number of people tested.**

Reporting lab	Inconclusive	Negative	Positive	Percent positive	Total
THE PALMS PHARMACY, INC		14	1	7%	15
TELEVISIT MALABAR PEDIATRICS		5	10	67%	15
CLINIC OF PEDIATRICS & GI MEDICINE INC		1	14	93%	15
MILTON 4707		15			15
EXPRESS FAMILY CARE LLC			15	100%	15
AJU GEORGE MD PA			15	100%	15
MORTON PLANT MEASE			15	100%	15
FAMILY CARE			15	100%	15
FORT HAMILTON URGENT CARE		15			15
HOPE HEALTHCARE		15			15
ENCOMPASS HEALTH REHABILITATION HOSPITAL OF PANAMA CITY		10	5	33%	15
Astoria Health and Rehab		15			15
TMH FSU RAPID LABORATORY		2	13	87%	15
OAKMONTE VILLAGE OF DAVIE			15	100%	15
MEDLAB ASSOCIATES LLC		15			15
EAR NOSE & THROAT ASSOCIATES OF MANATEE PA		15			15
BAPTIST MEDICAL CENTER EAST		11	4	27%	15
CARE NOW, INC		11	4	27%	15
MC DIAGNOSTIC OF CONNECTICUT, PC #775		14	1	7%	15
MULBERRY'S MOBILE PROVIDER SERVICES LLC□		1	14	93%	15
MEADOWCREST MOLECULAR DIAGNOSTICS, LLC			15	100%	15
ORLANDO HEALTH		2	13	87%	15
BAYCARE MEDICAL GROUP INC			15	100%	15
DIATHERIX		13	2	13%	15
BLOUNT MEMORIAL HOSPITAL		13	2	13%	15
UNAVAILABLE/UNKNOWN/NO INFORMATION FOUND			15	100%	15
COMMUNITY HEALTH OF SOUTH FLORIDA INC			15	100%	15
MEDEXPRESS URGENT CARE - TIMBERLAKE		14	1	7%	15
FLORIDA DEPARTMENT OF HEALTH IN HILLSBOROUGH COUNTY		1	14	93%	15
CUSTEAD CARE CENTER HAVEN HOSPICE		12	3	20%	15
BESSENT ROAD GROUP HOME		15			15
FAMILY CARE CENTER OF ARLINGTON		10	5	33%	15
ST ANTHONY'S HOSP PATIENT CARE SERVICE			15	100%	15
SINAI HOSPITAL OF BALTIMORE		15			15
UNIVERSITY OF MIAMI MILLER SCHOOL			15	100%	15
EASTLAKE PEDIATRICS - TRINITY		15			15
PATHLINE			15	100%	15
LAKE HOWARD HEIGHTS	1	12	2	13%	15
WALK IN URGENT CARE			15	100%	15
HOLLEY-NAVARRE MEDICAL CLINIC		5	10	67%	15
PALM BEACH GARDENS MEDICAL CENTER			15	100%	15
MINUTECLINIC DIAGNOSTIC OF TN, PC 374		10	4	29%	14
MEDEMERGE		13	1	7%	14
LABCORP		8	6	43%	14
POLK CHD BARTOW		13	1	7%	14
INDIANA STATE DEPARTMENT OF HEALTH		1	13	93%	14
TALLAHASSEE PRIMARY CARE ASSOCIATES PA		12	2	14%	14

COVID-19: testing by laboratory

Data through Mar 2, 2021 verified as of Mar 3, 2021 at 09:25 AM

Data in this report are provisional and subject to change.

The numbers in the table below represent the number of Florida and non-Florida residents for whom test results were received by the Department of Health. A person can be tested by more than one laboratory and can have both positive and negative results. **Therefore, the sum of the numbers in each column will be larger than the total number of people tested.**

Reporting lab	Inconclusive	Negative	Positive	Percent positive	Total
SARASOTA - ROBERT L TAYLOR COMMUNITY CENTER		1	13	93%	14
NORTHWESTERN MEMORIAL HOSPITAL			14	100%	14
MELBOURNE FAMILY PRACTICE		12	2	14%	14
ALASKA PUBLIC HEALTH LAB		1	13	93%	14
NOVALIFE MEDSPA			14	100%	14
LONGWOOD CARDIOLOGY			14	100%	14
SIGMUND LABS LLC		14			14
STEWARD MELBOURNE HOSPITAL, INC	1		13	93%	14
URGENT CARE USA LLC		1	13	93%	14
METROPOLITAN CHARITIES INC		13	1	7%	14
MINUTECLINIC DIAGNOSTIC OF TN PC #6435		14			14
MINUTECLINIC DIAGNOSTIC OF TN PC #566		12	2	14%	14
HEALTHFIRST ADVENT HEALTH CENTRA CARE COCOA BEACH			14	100%	14
The Evangelical Lutheran Good Samaritan Society		14			14
PARROTT MEDICAL CLINIC			14	100%	14
TREASURE COAST URGENT CARE			14	100%	14
FLORIDA MEDICAL CLINIC IM MLK		9	5	36%	14
OPTIONS FOR SENIORS INC DBA PALM KREST MANOR		12	2	14%	14
RIVERSIDE COTTAGES AT THE SHORES, LLC			14	100%	14
VANDERBILT UNIVERSITY MEDICAL CENTER		11	3	21%	14
CVS MINUTE CLINIC DIAGNOSTIC OF TEXAS LLC		11	3	21%	14
PULSE & REMEDY LLC			14	100%	14
ST JOSEPH HOSPITAL		13	1	7%	14
GRAND VILLA OF BOYNTON BEACH		13	1	7%	14
HUDSON VALLEY HOSPITAL CENTER LABORATORY		13	1	7%	14
BOCA SIMON		2	12	86%	14
Consulate Health Care of Jacksonville			14	100%	14
MONTEFIORE ST LUKE'S CORNWALL HOSPITAL		10	4	29%	14
SOUTHEASTERN LABORATORY			14	100%	14
EPIPHANY HEALTH		8	6	43%	14
OPIS ISLAND LAKE CENTER		13	1	7%	14
MEDEXPRESS URGENT CARE - ROBINSON TWP, STEUBENVILLE PIKE		12	2	14%	14
ST CLOUD MEDICAL GROUP		12	2	14%	14
LEE MEMORIAL HEALTH SYSTEM D/B/A LEE COMMUNITY		12	2	14%	14
DAVITA DIALYSIS		4	10	71%	14
Belleair Healthcare Center		8	6	43%	14
UC HEALTH UNIVERSITY HOSPITAL		11	3	21%	14
FG RAPID RESULTS LLC		8	6	43%	14
ALAN L MELOTEK MD		14			14
SOUTHEASTERN UNIVERSITY INC		14			14
MIAMI BEACH MEDICAL GROUP LLC			14	100%	14
MINUTECLINIC DIAGNOSTIC OF LOUISIANA,		13	1	7%	14
PRIMARY CARE SPECIALISTS OF ORLANDO LLC		11	3	21%	14
Terrace of Jacksonville			14	100%	14
SARNO FAMILY PRACTICE		1	12	92%	13
ST VINCENT'S URGENT CARE		10	3	23%	13
KIMBERLY J HENDERSON MD PC		12	1	8%	13

COVID-19: testing by laboratory

Data through Mar 2, 2021 verified as of Mar 3, 2021 at 09:25 AM

Data in this report are provisional and subject to change.

The numbers in the table below represent the number of Florida and non-Florida residents for whom test results were received by the Department of Health. A person can be tested by more than one laboratory and can have both positive and negative results. **Therefore, the sum of the numbers in each column will be larger than the total number of people tested.**

Reporting lab	Inconclusive	Negative	Positive	Percent positive	Total
ROCKLEDGE		3	10	77%	13
CARLOS F FUSTER MD PA		13			13
LONG ISLAND JEWISH VALLEY STREAM		12	1	8%	13
INTERMOUNTAIN CENTRAL LAB		1	12	92%	13
BROOKDALE DELAND			13	100%	13
KIDSWOOD PEDIATRICS CORP		5	8	62%	13
PHELPS HOSPITAL LABORATORY		11	2	15%	13
TNC WALK IN CLINIC		10	3	23%	13
VITAS HEALTHCARE CORPORATION OF FL			13	100%	13
CITY OF OCALA EMPLOYEE HEALTH AND WELLNESS CENTER		10	3	23%	13
ARNOT OGDEN MEDICAL CENTER LABORATORY		13			13
MINUTECLINIC, LLC #4230		10	3	23%	13
GLENBROOKE AT PALM BAY			13	100%	13
ORCHID COVE		3	10	77%	13
SOUTHEAST FAMILY HEALTHCARE CENTER			13	100%	13
CORNER OAK ESTATE LLC		13			13
LUCID DIAGNOSTICS LABS			13	100%	13
VALDOSTA FAMILY MEDICINE		1	12	92%	13
ESCAMBIA COMMUNITY CLINIC		2	11	85%	13
Grand Villa of Dunedin		7	6	46%	13
MAINSTREET FAMILY SELECT		1	12	92%	13
BELLEVUE HOSPITAL CENTER DEPARTMENT		13			13
CAREATC			13	100%	13
CLINICAL LABORATORY SERVICES			13	100%	13
FLORIDA STATE HOSPITAL			13	100%	13
DYNAMIC DNA LAB		1	12	92%	13
UNIVERSITY HOSPITAL UC HEALTH		9	4	31%	13
HORIZON MEDICAL GROUP		11	2	15%	13
VRL EUROFINs - HAWAII		13			13
Sunnyside Care Center		13			13
ADVANCED HEALTHCARE ASSOCIATES		13			13
PPD - IXLAYER		12	1	8%	13
ADVENTHEALTH MEDICAL GROUP		10	3	23%	13
AVALON MEDICAL WALK IN CLINIC			13	100%	13
PREMIER LABORATORY SERVICES, LLC		5	8	62%	13
HARBOR CHASE OF JACKSONVILLE			13	100%	13
DESOTO HEALTH AND REHAB LLC		8	5	38%	13
ENCOMPASS HOME HEALTH OF THE SOUTHEAST LLC		13			13
Hackensack Umc Mountainside		12	1	8%	13
CROSS CARE CENTER			13	100%	13
BRYAN WHITFIELD MEMORIAL HOSPITAL		8	5	38%	13
STATCARE URGENT & WALK IN MEDICAL CARE		11	2	15%	13
IN-OFFICE LAB		12	1	8%	13
MINUTECLINIC DIAGNOSTIC OF TN, PC 6438		11	2	15%	13
COVANCE CENTRAL LABORATORY			13	100%	13
VILLA OF KINGS AND QUEENS OF DELRAY		13			13
PROHEALTH CARE ASSOCIATES MOBILE		10	3	23%	13

COVID-19: testing by laboratory

Data through Mar 2, 2021 verified as of Mar 3, 2021 at 09:25 AM

Data in this report are provisional and subject to change.

The numbers in the table below represent the number of Florida and non-Florida residents for whom test results were received by the Department of Health. A person can be tested by more than one laboratory and can have both positive and negative results. **Therefore, the sum of the numbers in each column will be larger than the total number of people tested.**

Reporting lab	Inconclusive	Negative	Positive	Percent positive	Total
Casa Mora Rehabilitation & Extended Care		13			13
MED TECH SERVICES OF PALM BEACH INC		13			13
CORAL LANDING ASSISTED LIVING		11	2	15%	13
FLORIDA MEDICAL CLINIC - MULTI SPECIALTY CAMPUS		4	9	69%	13
EAR NOSE AND THROAT ASSOCIATES OF MANATEE, P.A.		10	3	23%	13
MIAMI BEACH MEDICAL GROUP			13	100%	13
SHELBY COUNTY HEALTH CARE CORPORATION		10	3	23%	13
COMPREHENSIVE CHILDCARE ASSOCIATES		8	5	38%	13
WACO HHSSURGEWACO	1	11	1	8%	13
BROOKLYN HOSPITAL CENTER DOWNTOWN CAMPUS		13			13
BAYA URGENT CARE LLC		1	12	92%	13
PARKWEST MEDICAL CENTER		11	2	15%	13
ORANGE REGIONAL MEDICAL CENTER LABORATORY		10	3	23%	13
WORLD WRESTLING ENTERTAINMENT			13	100%	13
FAMILY MEDICINE OF WESTON LLC		5	8	62%	13
PASSPORT HEALTH OF TAMPA BAY		13			13
ADVENT HEALTH - WINTER HAVEN		7	6	46%	13
CVS MINUTE CLINIC, LLC		10	2	17%	12
FHCP-PORT ORANGE		3	9	75%	12
LEE PHYSICIAN GROUP		11	1	8%	12
ST VINCENTS AMBULATORY CARE INC DBA		9	3	25%	12
AVENTURA HOSPITAL AND MEDICAL CENTER			12	100%	12
MINUTECLINIC DIAGNOSTIC OF TN PC #320		11	1	8%	12
OHIO STATE UNIVERSITY MEDICAL CENTER			12	100%	12
MADISON COUNTY HEALTH DEPARTMENT		5	7	58%	12
NAPLES GREEN VILLAGE		12			12
MULBERRY CARE CENTER		7	5	42%	12
TMH PHYSICIAN PARTNERS - MONTICELLO		10	2	17%	12
FLORIDA DEPT OF HEALTH		4	8	67%	12
MC DIAGNOSTIC OF CONNECTICUT, PC #1960		12			12
MEDEXPRESS URGENT CARE-ALTOONA		10	2	17%	12
WOODLAND TOWERS		6	6	50%	12
MERCY MEDICAL CENTER		5	7	58%	12
FLORIDA PRESBYTERIAN HOMES INC		11	1	8%	12
THE VILLAGES HEALTH		7	5	42%	12
FLORIDA DEPARTMENT OF HEALTH WASHINGTON COUNTY		7	5	42%	12
PT&J REHAB - VILLAGE OF ROYAL PALM BEACH		12			12
ACADIAN DIAGNOSTIC LABORATORIES		8	4	33%	12
YUSRA MEDICAL ASSOCIATES PA		9	3	25%	12
ADVENTHEALTH MEDICAL GROUP PEDIATRICS AT		2	10	83%	12
FAMILY MEDICINE AT LONGWOOD			12	100%	12
DEPARTMENT OF PUBLIC HEALTH		12			12
CARENOW URGENT CARE-WEST END		7	5	42%	12
COLLIER COUNTY HEALTH DEPT.		7	5	42%	12
THE PLAZA AT PARKSQUARE		12			12
IREPERTOIRE_MOL_LAB		12			12
GADSDEN REGIONAL MEDICAL CENTER		12			12

COVID-19: testing by laboratory

Data through Mar 2, 2021 verified as of Mar 3, 2021 at 09:25 AM

Data in this report are provisional and subject to change.

The numbers in the table below represent the number of Florida and non-Florida residents for whom test results were received by the Department of Health. A person can be tested by more than one laboratory and can have both positive and negative results. **Therefore, the sum of the numbers in each column will be larger than the total number of people tested.**

Reporting lab	Inconclusive	Negative	Positive	Percent positive	Total
SUWANNEE COUNTY JAIL		11	1	8%	12
TLC FAMILY CARE HOME INC		12			12
SURGERY CENTER OF CORAL GABLES LLC,THE		10	2	17%	12
YORKVILLE PEDIATRIC URGENT CARE		12			12
HAVEN HOSPICE			12	100%	12
NATIONAL GENETICS INST LABCORP		4	8	67%	12
BAPTIST PRIMARY CARE PONTE VEDRA		6	6	50%	12
GEORGE W FERGUSON MD-CONCIERGE MEDICAL SERVICES PL		11	1	8%	12
NORTHERN WESTCHESTER HOSPITAL LABORATORY		10	2	17%	12
CVS TN5639POCT FARRAGUT		10	2	17%	12
INNOVATIVE RESEARCH OF WEST FLORIDA		9	3	25%	12
EXPRESS CARE OF TAMPA BAY LLC		2	10	83%	12
BIG BEND HOSPICE INC		12			12
VERITAS RESEARCH CORP			12	100%	12
MEDEXPRESS URGENT CARE - SEMINOLE SQUA		10	2	17%	12
MERIDIAN AT WATERWAYS, THE		10	2	17%	12
PANCARE HEALTH - WEWA ELEMENTARY			12	100%	12
WALGREEN		4	8	67%	12
MINUTECLINIC DIAGNOSTIC OF TN, PC 4992		12			12
GLEN OAKS HEALTH AND REHABILITATION CENTER			12	100%	12
BROWARD DIALYSIS			12	100%	12
SUMMIT ATLANTIC SURGERY CENTER		12			12
GRAND VILLA OF DEL RAY WEST		11	1	8%	12
BAYFRONT MEDICAL			12	100%	12
LIFE CARE OF PORT SAINT LUCIE		3	9	75%	12
SOMA MEDICAL CENTER, P.A.			12	100%	12
Lady Lake Specialty Care			12	100%	12
BERGEN NEW BRIDGE M		11	1	8%	12
MIRACLE ALF INC		12			12
LAB UNKNOWN		1	11	92%	12
MEDEXPRESS URGENT CARE - MONROE		12			12
MINUTECLINIC DIAGNOSTIC OF NORTH		11	1	8%	12
ORMOND MEDICAL ARTS		3	9	75%	12
SAMARITAN MEDICAL CENTER		12			12
CVS NC3516POCT WINSTON SALEM		10	2	17%	12
ADVENTHEALTH MEDICAL GROUP CARE CLINIC AT		8	4	33%	12
ST PETER'S UNIVERSITY HOSPITAL		9	3	25%	12
GNT ASSOCIATES		11	1	8%	12
XPRESS URGENT CARE- PORT ST. LUCIE		4	8	67%	12
METHODIST MEDICAL CENTER		9	3	25%	12
WELLMED AT PORT ST LUCIE WEST		8	4	33%	12
BAPTIST HEALTH			12	100%	12
MED LABS DIAGNOSTICS		7	5	42%	12
APPLE DIAGNOSTICS LAB		5	7	58%	12
BROOKDALE CITRUS			12	100%	12
MI2297090CV HOLLAND-23D2189684		12			12
CARE FAST MURABELLA		7	5	42%	12

COVID-19: testing by laboratory

Data through Mar 2, 2021 verified as of Mar 3, 2021 at 09:25 AM

Data in this report are provisional and subject to change.

The numbers in the table below represent the number of Florida and non-Florida residents for whom test results were received by the Department of Health. A person can be tested by more than one laboratory and can have both positive and negative results. **Therefore, the sum of the numbers in each column will be larger than the total number of people tested.**

Reporting lab	Inconclusive	Negative	Positive	Percent positive	Total
LEON CHD		12			12
CVS NC7047POCT DURHAM		12			12
MC DIAGNOSTIC OF CONNECTICUT PC #459		12			12
IGENEX INC		11			11
ELITE HOME HEALTH SERVICES		11			11
UMHC/SYLVESTER AT KENDALL		1	10	91%	11
GENESIS		7	4	36%	11
HUNTINGTON URGENT CARE		10	1	9%	11
AIM LABORATORIES			11	100%	11
WINTER PARK CARE AND REHABILITATION			11	100%	11
MORTON PLANT NORTH BAY HOSPITAL			11	100%	11
MOUNT DORA PEDIATRICS		9	2	18%	11
BRIDGE DIAGNOSTICS			11	100%	11
ORLANDO ORTHOPAEDIC OUTPATIENT SURGERY CENTER LLC		8	3	27%	11
JOHN W NORRIS III MD PA	1		10	91%	11
WATSON HEALTHCARE		8	3	27%	11
UNIVERSITY CENTRA CARE		10	1	9%	11
VIRTUA WEST JERSEY HOSPITAL VOORHEES		9	2	18%	11
ILLINOIS DEPT OF PUBLIC HEALTH LAB - SPRINGFIELD			11	100%	11
REDMED CLINIC OF ARLINGTON		10	1	9%	11
Solaris Healthcare Pensacola			11	100%	11
ACCESS HOME HEALTH OF FLORIDA LLC		11			11
ADVENTIST HEALTH SYSTEM FLORIDA DEPT OF HEALTH		7	4	36%	11
St Joseph's Hospital & Medical Center		10	1	9%	11
NIGHT LITE PEDIATRICS CENTER, LLC		1	10	91%	11
MHHS All Lab Subsection		11			11
PRIMECARE ACQUISITION FAMILY PRACTICE INC		11			11
DMH STEINHATCHEE FAMILY MEDICINE		8	3	27%	11
LABORATORY MEDICINE CONSULTANTS-LMC PA		10	1	9%	11
WANTAGH URGENT CARE		8	3	27%	11
ALCOVE ASSISTED LIVING FACILITY		11			11
MONTEFIORE MEDICAL CENTER LABORATORIES - WEILER		7	4	36%	11
WELLMED AT SOUTH PARSONS		9	2	18%	11
CARLOS PORTU MD, PLLC			11	100%	11
CVS MINUTE CLINIC DIAGNOSTIC OF TN #6044		9	2	18%	11
CVS MINUTE CLINIC DIAGNOSTIC PA		9	2	18%	11
TROPICANA		5	6	55%	11
PINELLAS COUNTY HEALTH DEPARTMENT		2	9	82%	11
PRIMECARE AT PORT ORANGE			11	100%	11
FAMILY PRACTICE ON THE GO		6	5	45%	11
RIVERSIDE MEDICAL GROUP		10	1	9%	11
CVS TX8321POCT MCKINNEY		11			11
St. Annes Nursing Center, St. Annes Residence, Inc.		11			11
FLORIDA HOSPITAL PHYSICIAN GROUP		3	8	73%	11
FIRST CHOICE PEDIATRICS WINTER SPRINGS		10	1	9%	11
CVS HEALTH, #3396		11			11
NORTH OKALOOSA PHYSICIAN GROUP		10	1	9%	11

COVID-19: testing by laboratory

Data through Mar 2, 2021 verified as of Mar 3, 2021 at 09:25 AM

Data in this report are provisional and subject to change.

The numbers in the table below represent the number of Florida and non-Florida residents for whom test results were received by the Department of Health. A person can be tested by more than one laboratory and can have both positive and negative results. **Therefore, the sum of the numbers in each column will be larger than the total number of people tested.**

Reporting lab	Inconclusive	Negative	Positive	Percent positive	Total
MEYER PEDIATRICS CHTD		11			11
GRAND VILLA OF LARGO		9	2	18%	11
ASSOCIATES MD CYPRESS CREEK			11	100%	11
CARINGTON MANOR		11			11
LEHIGH VALLEY HOSPITAL		3	8	73%	11
CVS MINUTE CLINIC DIAGNOSTIC OF WISCONSIN		11			11
PALM BEACH PATHOLOGY		9	2	18%	11
MEDEXPRESS URGENT CARE- MARYLAND		10	1	9%	11
MEDICAL CENTER AFFILIATES WEST PALM			11	100%	11
STATCARE URGENT AND WALK-IN MEDICAL CA		10	1	9%	11
CVS NC187POCT CHARLOTTE		10	1	9%	11
GAMMA DIAGNOSTIC LAB LLC			11	100%	11
SENIOR HOME CARE INC		11			11
THE TERRACE OF SAINT CLOUD		9	2	18%	11
RUSSELL MEDICAL CENTER		10	1	9%	11
SEMORAN FAMILY HEALTH LLC		10	1	9%	11
CARROLL GARDENS URGENT CARE		11			11
TELEVISIT PALM BAY FAMILY PRACTICE		9	2	18%	11
AZALEA HEALTH		2	9	82%	11
MINUTE CLINIC		1	10	91%	11
Rosewood Healthcare and Rehabilitation Center		5	6	55%	11
LIFE'S SPECIAL MOMENTS INC		11			11
CULINARY INSTITUTE OF AMERICA STUDENT	3	8			11
CITY OF CLEARWATER EMPLOYEE HEALTH CENTER		3	8	73%	11
45TH 1		11			11
SEBRING PEDIATRICS LLC			11	100%	11
BRONSON FIRE DEPARTMENT		11			11
FAMILY MEDICINE AT HUNTERS CREEK		11			11
BIOTECH CLINICAL LABORATORIES, INC.		1	10	91%	11
LAKE NONA MEDICAL SERVICES		3	7	70%	10
BROWARD HEALTH CARE			10	100%	10
Maury Regional Hospital		6	4	40%	10
ADVENT HEALTH MEDICAL GROUP FAMILY AND INTERNAL MEDICINE AT AVALON PAR		9	1	10%	10
NIGHT OWL PEDIATRICS URGENT CARE			10	100%	10
AMERICAN HOUSE FORT MYERS		10			10
MOLECULAR PATHOLOGY LABORATORY			10	100%	10
DES PLAINES CLINICAL LAB		3	7	70%	10
EMERALD COAST HOSPICE - CRESTVIEW		10			10
WALGREENS #04618		9	1	10%	10
ASHRAF MEDICAL GROUP PLLC DBA PULSE M		9	1	10%	10
BAYFRONT FAMILY HEALTH CENTER			10	100%	10
PANCARE HEALTH - VERNON ELEMENTARY			10	100%	10
AVALON FAMILY RESORT ASSISTED LIVING LLC		10			10
MEDICAL LABORATORY DIAGNOSTICS			10	100%	10
MAINSTREET FAMILY CARE			10	100%	10
STATEN ISLAND UNIVERSITY HOSPITAL SEGUINE AVE		9	1	10%	10
PERSONAL PEDIATRICS PA		7	3	30%	10

COVID-19: testing by laboratory

Data through Mar 2, 2021 verified as of Mar 3, 2021 at 09:25 AM

Data in this report are provisional and subject to change.

The numbers in the table below represent the number of Florida and non-Florida residents for whom test results were received by the Department of Health. A person can be tested by more than one laboratory and can have both positive and negative results. **Therefore, the sum of the numbers in each column will be larger than the total number of people tested.**

Reporting lab	Inconclusive	Negative	Positive	Percent positive	Total
KIDSVILLE PEDIATRICS			10	100%	10
MAIMONIDES MEDICAL CENTER		7	3	30%	10
BROOKDALE PANAMA CITY		9	1	10%	10
CARENOW URGENT CARE-DONELSON		7	3	30%	10
IONA COLLEGE HEALTH & WELLNESS CENTER		10			10
VENICE GREEN VILLAGE		3	7	70%	10
MEDEXPRESS URGENT CARE PARKERSBURG		8	2	20%	10
MEDEXPRESS URGENT CARE - LAFAYETTE		9	1	10%	10
PRORENATA LABS		2	8	80%	10
ADVENTIST HEALTH SYSTEM		9	1	10%	10
FLEMING ISLAND CENTER FOR CLINICAL RESEARCH		10			10
HIGH TOWER ALF LLC		9	1	10%	10
BAYONET POINT HOSPITAL			10	100%	10
URGENT CARE & FAMILY PRACTICE CENTER			10	100%	10
ACCESS PHARMACY		10			10
MC DIAGNOSTIC OF CONNECTICUT, PC # 257		9	1	10%	10
CVS MINUTE CLINIC DIAGNOSTIC MED GRP OF CA		10			10
ISLAND COAST PEDIATRICS IN-HOUSE LAB		10			10
URGENT CARE OF NEW YORK		10			10
CVA MINUTE CLINIC DIAGNOSTIC OF VIRGINIA, LLC		10			10
SAVANNAH MANOR ASSISTED LIVING COMMUNITY			10	100%	10
Hialeah Nursing And Rehabilitation Center		6	4	40%	10
MEDEX REGIONAL LABORATORIES LLC		1	9	90%	10
DOC PAM PA		9	1	10%	10
ALABAMA DEPARTMENT OF PUBLIC HEALTH		1	9	90%	10
HEALTH NETWORK LABORATORIES		6	4	40%	10
BEAUMONT LABORATORY			10	100%	10
VASCONCELLO COHEN MD PA		9	1	10%	10
FRUITVILLE URGENT CARE			10	100%	10
URGENT CARE CENTER AT PINNACLE		4	6	60%	10
MEDEXPRESS URGENT CARE - CHRISTIANBURG		7	3	30%	10
HCR MANORCARE		10			10
LUXOR SCIENTIFIC LLC		1	9	90%	10
PHYSICIANS REGIONAL MEDICAL CTR - COLLIER BLVD			10	100%	10
ONEIDA HEALTHCARE CENTER		8	2	20%	10
CREATIVE TESTING SOLUTIONS		3	7	70%	10
CONSULATE HEALTH CARE OF PENSACOLA			10	100%	10
PM PEDIATRICS		10			10
TENNESSEE DEPARTMENT OF HEALTH (TDH) - CENTRAL LABORATORY		2	8	80%	10
BELLE GLADES HEALTH CLINIC			10	100%	10
MINUTECLINIC DIAGNOSTIC OF RHODE ISLAND		7	3	30%	10
MEDEXPRESS URGENT CARE - PANTOPS		9	1	10%	10
MINUTECLINIC DIAGNOSTIC OF NEW MEXICO		10			10
LAKE BALDWIN CBOC		9	1	10%	10
OCCUPATIONAL HEALTH CENTERS OF THE SOUTHWEST PA		9	1	10%	10
ESTATES MEDICAL CENTER INC			10	100%	10
PHASE2 LABS	2	6	2	20%	10

COVID-19: testing by laboratory

Data through Mar 2, 2021 verified as of Mar 3, 2021 at 09:25 AM

Data in this report are provisional and subject to change.

The numbers in the table below represent the number of Florida and non-Florida residents for whom test results were received by the Department of Health. A person can be tested by more than one laboratory and can have both positive and negative results. **Therefore, the sum of the numbers in each column will be larger than the total number of people tested.**

Reporting lab	Inconclusive	Negative	Positive	Percent positive	Total
CARENOW URGENT CARE - EAST NASHVILLE		8	2	20%	10
RHODE ISLAND DEPARTMENT OF HEALTH			10	100%	10
MEDEXPRESS URGENT CARE - SALEM		6	4	40%	10
RICHMOND UNIVERSITY MEDICAL CENTER		8	2	20%	10
NORTON HEALTHCARE			10	100%	10
SUPERIOR RESIDENCES OF CLERMONT		2	8	80%	10
CORONA PATHOLOGY		10			10
SOMA MEDICAL CENTER, PA #4 FLORIDA MANGO			10	100%	10
RICH STREET GROUP HOME		3	7	70%	10
BOCA RATON REGIONAL HOSPITAL LAB			10	100%	10
RED MOUNTAIN DIAGNOSTICS		10			10
MONROE COUNTY HOSPITAL		7	3	30%	10
NOT INDICATED		1	9	90%	10
MOSOLF PEDIATRICS			10	100%	10
COMMUNITY HEALTH CENTER		2	8	80%	10
NEW JERSEY DEPARTMENT OF HEALTH COMMUNICABLE DISEASE SERVICE		3	7	70%	10
MISSOURI DEPARTMENT OF HEALTH AND SENIOR SERVICES			10	100%	10
RIVERWOOD CENTER,THE			10	100%	10
VETERNANS ADMINISTRATION			10	100%	10
ARBORS OF GULF BREEZE, THE		8	2	20%	10
MINUTECLINIC DIAGNOSTIC OF PA, LLC (1036)		8	2	20%	10
CBC LAB		3	7	70%	10
MINUTE CLINIC LLC #5733		10			10
JOHNS HOPKINS MEDICAL LABORATORIES		1	9	90%	10
HNL LAB MEDICINE		7	3	30%	10
ABC PEDIATRICS OF PORT ST LUCIE		10			10
METHODIST HOSPITAL			10	100%	10
PBC PREMIER FAMILY HEALTH			10	100%	10
AMBRY GENETICS CORPORATION		10			10
EDWARD S BENNETT MD PLLC		10			10
APPALACHIAN REGIONAL HEALTHCARE SYSTEM		10			10
OPTIMAL CARE PEDIATRICS			10	100%	10
MEDEXPRESS URGENT CARE-KATY		7	3	30%	10
VITALANT		1	9	90%	10
PLYMOUTH HARBOR INCORPORATED		9	1	10%	10
CVS NY491POCT JACKSON HEIGHTS		10			10
MEDLABS DIAGNOSTICS		8	2	20%	10
Westchester General Hospital			10	100%	10
MEDEXPRESS URGENT CARE - WINCHESTER GATEWAY		8	2	20%	10
RPC@HODGES		2	8	80%	10
MINUTECLINIC DIAGNOSTIC OF TN PC #6415		9	1	10%	10
MEDEXPRESS URGENT CARE CHARLESTON		6	4	40%	10
CROSSROADS URGENT CARE, PLLC		10			10
LOREY ALF		9			9
PINELLAS PARK FIRE DEPARTMENT		9			9
PRECISION GENETICS			9	100%	9
ORLANDO HEALTH PHYSICIAN ASSOCIATES		4	5	56%	9

COVID-19: testing by laboratory

Data through Mar 2, 2021 verified as of Mar 3, 2021 at 09:25 AM

Data in this report are provisional and subject to change.

The numbers in the table below represent the number of Florida and non-Florida residents for whom test results were received by the Department of Health. A person can be tested by more than one laboratory and can have both positive and negative results. **Therefore, the sum of the numbers in each column will be larger than the total number of people tested.**

Reporting lab	Inconclusive	Negative	Positive	Percent positive	Total
MINUTECLINIC, LLC, #4160		6	3	33%	9
ANY LAB TEST NOW INC			9	100%	9
MINUTE-CLINIC DIAGNOSTIC OF VIRGINIA		8	1	11%	9
MEDEXPRESS URGENT CARE MONACA		9			9
UCARE			9	100%	9
WESTPAC LABS INC	1		8	89%	9
MINUTECLINIC, LLC, DBA MINUTECLINIC #6106		7	2	22%	9
MINUTECLINIC, LLC #4682		5	4	44%	9
MINUTE CLINIC DIAGNOSTIC OF SC, LLC #42		8	1	11%	9
UNIVERSITY MEDICAL CENTER		8	1	11%	9
MINUTECLINIC DIAGNOSTIC OF TN PC #6363		8	1	11%	9
ST JOSEPH WOMENS HOSPITAL			9	100%	9
FLORIDA HOSPITAL WINTER PARK		7	2	22%	9
SAMARITAN HOSPITAL LABORATORY		8	1	11%	9
REMISE OCCUPATIONAL HEALTH SOLUTIONS INC			9	100%	9
BROWNE MEDICAL		7	2	22%	9
CVS MINUTE CLINIC DIAGNOSTIC OF TEXAS, LLC		9			9
OMNI			9	100%	9
NORTHWEST FLORIDA COMMUNITY HOSPITAL LABORATORY		8	1	11%	9
CARENOW URGENT CARE-MT JULIET		8	1	11%	9
CVS MINUTE CLINIC DIAGNOSTIC		8	1	11%	9
CARENOW URGENT CARE-HERMITAGE		5	4	44%	9
AFC URGENT CARE - CEDAR GROVE		9			9
ST JUDE LABORATORIES		7	2	22%	9
FLORIDA MEDICAL CL ODOM TPA		4	5	56%	9
BAPTIST PEDIATRICS		6	3	33%	9
ENCOMPASS HOME HEALTH OF THE SOUTHEAST LLC		9			9
CITY OF NAPLES FIRE RESCUE		7	2	22%	9
NIGHT LITE PEDIATRICS CENTER		1	8	89%	9
WESTCHESTER GENERAL HOSPITAL BLOOD GAS LAB			9	100%	9
FAMILY PRACTICE OF DAVIE INC			9	100%	9
FLORIDA KEYS CONCIERGE MEDICINE, LLC		6	3	33%	9
ROSECASTLE			9	100%	9
MAGNOLIA MANOR			9	100%	9
Signature Healthcare of Ormond		9			9
BRENNITY AT VERO BEACH, THE			9	100%	9
Fouraker Hills Rehab and Nursing			9	100%	9
ILLINOIS DEPARTMENT OF PUBLIC HEALTH		1	8	89%	9
CLEVELAND TENNESSEE HOSPITAL COMPANY		8	1	11%	9
CHILDREN'S HEALTH CENTER INC.		7	2	22%	9
MINUTE CLINIC DIAGNOSTIC OF TEXAS, LLC		9			9
FLORIDA MENTOR		7	2	22%	9
HEALTH MED HOME CARE, LLC		9			9
ASSOCIATES IN MEDICINE		7	2	22%	9
MINUTE CLINIC LLC #1448		8	1	11%	9
EMERGENCY MEDICAL CENTER		3	6	67%	9
GULF COAST MEDICAL GROUP		2	7	78%	9

COVID-19: testing by laboratory

Data through Mar 2, 2021 verified as of Mar 3, 2021 at 09:25 AM

Data in this report are provisional and subject to change.

The numbers in the table below represent the number of Florida and non-Florida residents for whom test results were received by the Department of Health. A person can be tested by more than one laboratory and can have both positive and negative results. **Therefore, the sum of the numbers in each column will be larger than the total number of people tested.**

Reporting lab	Inconclusive	Negative	Positive	Percent positive	Total
MINUTECLINIC DIAGNOSTIC OF MINNESOTA		9			9
WADSWORTH CENTER - DAVID AXELROD INSTITUTE		8	1	11%	9
NORTHSHORE UNIVERSITY HEALTHSYSTEM EVANSTON HOSPITAL LAB			9	100%	9
FAMILY HEALTH CENTER AT PORT ST JOHN		4	5	56%	9
MINUTECLINIC INCORPORATE, LLC		7	2	22%	9
LAKE NONA MEDICAL SERVICE LLC		9			9
PALM BAY URGENT CARE PL		1	8	89%	9
MIDMICHIGAN MEDICAL CENTER			9	100%	9
VILLAGE PLACE HEALTH AND REHAB		9			9
PRIME MEDICAL CARE, LLC		9			9
BERRYHILL MANOR		9			9
CHILDREN'S HEALTHCARE OF ATLANTA/EGLESTON		9			9
ROSEMONT GARDENS INC		9			9
ORLANDO ORTHOPAEDIC OUTPATIENT SURGERY CENTER		5	4	44%	9
LONGWOOD PEDIATRICS LLC			9	100%	9
THE MARY IMOGENE BASSETT HOSPITAL		9			9
CVS M08590POCT KANSAS CITY		5	4	44%	9
RIVERVIEW REGIONAL MEDICAL CENTER		7	2	22%	9
OPTUM SILVER LAKES			9	100%	9
WINDSOR OF GAINESVILLE		9			9
HAWTHORNE INN OF LAKELAND		9			9
THE MEDICAL GROUP OF SOUTH FLORIDA INC		8	1	11%	9
IMMEDIATE CARE PA		7	2	22%	9
CVS TN5601POCT LENOIR CITY		9			9
OUR HOME AT BEACON HILL			9	100%	9
CLAYMED OF NORTH FLORIDA			9	100%	9
MEDEXPRESS URGENT CARE - SWANSEA, N ILLINOIS ST		8	1	11%	9
MICHIGAN DEPARTMENT OF COMMUNITY HEALTH		1	8	89%	9
ALLIANCE HEALTH AND REHABILITATION CENTER		9			9
ORLANDO MEDICAL CENTER PL		1	8	89%	9
PEDIATRIC HEALTH CARE ALLIANCE			9	100%	9
CVS PHARMACY NO 274		9			9
LAKEVIEW HEALTH SYSTEMS			9	100%	9
ORANGE PARK PEDIATRIC ASSOCIATES		1	8	89%	9
BUENA VIDA ESTATES			9	100%	9
COLLIER BLVD HMA PHYSICIAN MANAGEMENT,, LLC			9	100%	9
ALACHUA			9	100%	9
MEDEXPRESS URGENT CARE - BENTON HARBOR		9			9
CHEMISYS LABORATORIES		1	8	89%	9
MINUTECLINIC DIAGNOSTIC OF NEW JERSEY, LLC # 7069		9			9
GCPM MANUAL MICROBIOLOGY		1	8	89%	9
ADVENT HEALTH - FOUR CORNERS ER		8	1	11%	9
MINUTECLINIC DIAGNOSTIC OF NORTH CAROLINA, PC		8	1	11%	9
MINUTECLINIC DIAGNOSTIC OF OKLAHOMA		7	2	22%	9
BAYFRONT HEALTH ST PETERSBURG		8	1	11%	9
FOX FAMILY PRACTICE		9			9
COLLIER HMA PHYSICIAN MANAGEMENT, LLC		1	8	89%	9

COVID-19: testing by laboratory

Data through Mar 2, 2021 verified as of Mar 3, 2021 at 09:25 AM

Data in this report are provisional and subject to change.

The numbers in the table below represent the number of Florida and non-Florida residents for whom test results were received by the Department of Health. A person can be tested by more than one laboratory and can have both positive and negative results. **Therefore, the sum of the numbers in each column will be larger than the total number of people tested.**

Reporting lab	Inconclusive	Negative	Positive	Percent positive	Total
Manor Care of Dunedin		6	3	33%	9
WINDSOR OF SAN PABLO, THE		6	3	33%	9
NATURE COAST REGIONAL MEDICAL CENTER			9	100%	9
PATEL MEDICAL VENTURES		8	1	11%	9
MOBILE RESPONSE DIAGNOSTICS LLC		8	1	11%	9
NEMOURS CHILDREN'S PRIMARY CARE VERO BEACH			9	100%	9
DAVID LAWRENCE CENTER INC		7	2	22%	9
LAKE CO SCHOOLS EMPLOYEE HEALTH & WELLNESS CENTER	1	6	2	22%	9
INSPIRED LIVING AT PALM BAY		7	2	22%	9
CVS NC7588POCT ASHEVILLE		6	3	33%	9
GLADES COUNTY DETENTION CENTER			9	100%	9
Consulate Health Care of Brandon		7	2	22%	9
GENE STREET LABORATORIES, LLC		6	2	25%	8
DORAL URGENT CARE			8	100%	8
ST. JOSEPH HOSPITAL AND HEALTH CARE INC.			8	100%	8
LAB UNKNOWN		6	2	25%	8
CARENOW URGENT CARE-GREEN HILLS		8			8
GRAND AVE PHARMACY		1	7	88%	8
BARTON PARKER OD PC		8			8
MONTEFIORE MEDICAL CENTER LABORATORIES - NORTH		8			8
ALLINA HEALTH - ABBOTT NORTHWESTERN HOSPITAL		5	3	38%	8
VIBRANT AMERICA		6	2	25%	8
DOCTOR'S IN-HOUSE LAB/COMMUNITY HEALTH CENTERS OF PINELLAS – CLEARWATE			8	100%	8
VAIL VALLEY MEDICAL CENTER			8	100%	8
MINUTECLINIC, LLC #244		7	1	13%	8
MINUTECLINIC LLC (1435)		7	1	13%	8
MEDEXPRESS ELKINS		8			8
CVS MINUTE CLINIC DIAGNOSTIC OF NEW JERSEY		8			8
ALACHUA COUNTY HEALTH DEPARTMENT		1	7	88%	8
APEX HOME HEALTH CARE		7	1	13%	8
SOMA MEDICAL CENTER MD PA #7 PEDIATRICS			8	100%	8
CVS NC2357POCT HUNTERSVILLE		7	1	13%	8
FOUNTAINVIEW BY FIVE STAR QUALITY CARE		7	1	13%	8
JX REF LAB			8	100%	8
MEDEXPRESS URGENT CARE - WASHINGTON		6	2	25%	8
SYLVESTER AT PLANTATION LABORATORY		7	1	13%	8
VETERANS AFFAIRS MEDICAL CENTER - OUTPATIENT			8	100%	8
GOLISANO CHILDREN'S HOSPITAL OF SOUTHWEST FLORIDA		6	2	25%	8
IU HEALTH PATHOLOGY		1	7	88%	8
FLORIDA CLINICAL LAB		1	7	88%	8
LIFE CARE CITRUS COUNTY			8	100%	8
HUNTINGTON VILLAGE URGENT CARE		8			8
NITIN BAWA PROFESSIONAL ASSOCIATES			8	100%	8
MINUTE CLINIC DIAGNOSTIC OF TN PC #64		8			8
ARTHREX MEDICAL CENTER EAST		4	4	50%	8
MINUTECLINIC DIAGNOSTIC OF SC, LLC #2		7	1	13%	8
FHCP-ORANGE CITY			8	100%	8

COVID-19: testing by laboratory

Data through Mar 2, 2021 verified as of Mar 3, 2021 at 09:25 AM

Data in this report are provisional and subject to change.

The numbers in the table below represent the number of Florida and non-Florida residents for whom test results were received by the Department of Health. A person can be tested by more than one laboratory and can have both positive and negative results. **Therefore, the sum of the numbers in each column will be larger than the total number of people tested.**

Reporting lab	Inconclusive	Negative	Positive	Percent positive	Total
SOUTHEASTERN PEDIATRIC ASSOCIATES			8	100%	8
Avalon Healthcare and Rehabilitation Center			8	100%	8
ANYLABTEST NOW		2	6	75%	8
PACIFICA SUNRISE☐			8	100%	8
VIGILINT HEALTHCARE		5	3	38%	8
ST CLOUD PHYSICIAN MANAGMENT LLC		7	1	13%	8
MINUTECLINIC DIAGNOSTIC OF TN PC #242		5	3	38%	8
WESTERN NEW YORK IMMEDIATE MEDICAL CAR		8			8
LIFELINK TISSUE BANK D/B/A LIFELINK TISSUE BANK		7	1	13%	8
THE WOLFF CENTER FOR CHILD & ADOLESCENT HEALTH			8	100%	8
HARBORCHASE OF DR PHILLIPS		7	1	13%	8
TRUE HEALTH		5	3	38%	8
MEDEXPRESS URGENT CARE-LATROBE		8			8
Sunset Lake Health and Rehabilitation Center		8			8
ALBION COLLEGE (ABBOTT)		8			8
STPET		6	2	25%	8
CAREPOINT CLINIC		5	3	38%	8
NEW HAMPSHIRE DEPARTMENT OF HEALTH AND HUMAN SERVICES		3	5	63%	8
SOUTH FLORIDA BAPTIST HOSPITAL			8	100%	8
RAYMOND BASRI MD		8			8
SURGOINSVILLE PHARMACY		8			8
BEAUMONT EMERGENCY CENTER			8	100%	8
KEY TRAINING CENTER			8	100%	8
CAN COMMUNITY HEALTH, INC		8			8
URGENT TEAM MANAGEMENT OF TENNESSEE		7	1	13%	8
INTERNAL MEDICINE AND AESTHETICS OF NAPLES LLC		8			8
HOLY NAME MEDICAL CENTER	1	6	1	13%	8
PENSACOLA CLUSTER			8	100%	8
WELLIGENT		1	7	88%	8
ROBERT WOOD JOHNSON HOSPITAL		7	1	13%	8
MINUTECLINIC DIAGNOSTIC OF TN PC #5671		5	3	38%	8
West Gate Village, LLC		8			8
ST CHARLES HOSPITAL LABORATORY		8			8
MINUTECLINIC DIAGNOSTIC OF ILLINOIS LL		8			8
ALLEGRO - TAMPA	1	4	3	38%	8
CIAN DIAGNOSTICS			8	100%	8
PUTNAM COUNTY EMERGENCY RESCUE SERVICE		5	3	38%	8
KEY WEST URGENT CARE, INC		3	5	63%	8
EXECUTIVE MEDICAL SERVICES		8			8
INTERNAL MEDICINE ASSOCIATES OF JACKSON HOSPITAL			8	100%	8
HEALTHPARK MEDICAL CTR NURSING SVC		8			8
NEW YORK PRESBYTERIAN - LOWER MANHATTAN		8			8
BAPTIST OUTPATIENT			8	100%	8
DEPARTMENT OF HEALTH- CITRUS COUNTY		1	7	88%	8
BENSONHURST URGENT CARE		8			8
NASCAR EVENT MANAGEMENT, LLC		8			8
DOCTOR'S IN HOUSE LAB			8	100%	8

COVID-19: testing by laboratory

Data through Mar 2, 2021 verified as of Mar 3, 2021 at 09:25 AM

Data in this report are provisional and subject to change.

The numbers in the table below represent the number of Florida and non-Florida residents for whom test results were received by the Department of Health. A person can be tested by more than one laboratory and can have both positive and negative results. **Therefore, the sum of the numbers in each column will be larger than the total number of people tested.**

Reporting lab	Inconclusive	Negative	Positive	Percent positive	Total
MID-HUDSON VALLEY DIVISION OF WESTCHESTER MEDICAL		8			8
DOTHAN PEDIATRIC CLINIC			8	100%	8
CVS HEALTH MINUTE CLINIC		1	7	88%	8
X-GENE MOLECULAR LABS		1	7	88%	8
THOMAS JEFFERSON UNIVERSITY HOSPITAL		4	4	50%	8
CIGNA ONSITE HEALTH LLC		2	6	75%	8
HEALTHMARK REGIONAL HOSPITAL LAB		4	4	50%	8
JOHN T MATHER MEMORIAL HOSPITAL LABORATORY		7	1	13%	8
UHEALTH UNIVERSITY OF MIAMI			8	100%	8
MINUTECLINIC DIAGNOSTIC OF TN PC #386		7	1	13%	8
WHITE SANDS OUTPATIENT SERVICES (WSOP SERVICES LLC		8			8
LEE COMMUNITY HEALTHCARE INC CAPE CORAL		8			8
ARCHBOLD MEMORIAL HOSPITAL/LAB		3	5	63%	8
MAGNOLIA PEDIATRICS GROUP LLC			8	100%	8
ATLANTIC CONSOLIDATED LABORATORY		8			8
CONSULATE HEALTH CARE		7	1	13%	8
INTEGRATED FAMILY MEDICAL CENTER			8	100%	8
MINUTECLINIC, LLC, MINUTECLINIC #7637		6	2	25%	8
LAKELAND REGIONAL HEALTH GRASSLANDS		7	1	13%	8
CVS PA6902POCT BRYN MAWR		6	2	25%	8
MINUTECLINIC, LLC #1470		8			8
MEDEXPRESS URGENT CARE - BEECH GROVE		7	1	13%	8
LANE PEDIATRICS PA			8	100%	8
MEDEXPRESS URGENT CARE, BUTLER		5	3	38%	8
CLEARWATER PEDIATRIC CARE		1	7	88%	8
WALK-IN MEDICAL CARE			8	100%	8
MED & CO INVESTMENT LLC		7	1	13%	8
MEDEXPRESS URGENT CARE - FORT WORTH S		7	1	13%	8
NORTHSIDE HOSPITAL		2	6	75%	8
PUTNAM FAMILY CARE INC		3	5	63%	8
PALM BEACH CDH - DELRAY BEACH			8	100%	8
MINUTE CLINIC LLC #10203		6	2	25%	8
SMH PHYSICIAN SERVICES INC		8			8
BLOOMING GARDENS OF CARE INC		8			8
GENEUS DIAGNOSTICS			8	100%	8
COLUMBIA MEMORIAL HOSPITAL		8			8
DR PHILLIPS MEDICAL WELLNESS CENTER		8			8
MEDICANA NURSING AND REHAB CENTER			8	100%	8
FAST PACE MEDICAL CLINIC PLLC		6	2	25%	8
Nashville Central Laboratory		8			8
FHPG_EXP CARE W HILLSBOROUGH			8	100%	8
CARE ATC - CITY OF BOYNTON BEACH	1	2	5	63%	8
ORMOND BEACH CENTRA CARE			8	100%	8
DOH-TAMPA BRANCH LABORATORY (MLK BLVD)		4	4	50%	8
MINUTECLINIC, LLC #05038		8			8
MONTEFIORE NYACK HOSPITAL AFFILIATED LABORATORY		8			8
ST VINCENT'S ST CLAIR		5	3	38%	8

COVID-19: testing by laboratory

Data through Mar 2, 2021 verified as of Mar 3, 2021 at 09:25 AM

Data in this report are provisional and subject to change.

The numbers in the table below represent the number of Florida and non-Florida residents for whom test results were received by the Department of Health. A person can be tested by more than one laboratory and can have both positive and negative results. **Therefore, the sum of the numbers in each column will be larger than the total number of people tested.**

Reporting lab	Inconclusive	Negative	Positive	Percent positive	Total
PALM BEACH COUNTY HEALTH DEPARTMENT LABORATORY			8	100%	8
WATERFORD AT CREEKSIDE, THE			8	100%	8
MINUTE CLINIC DIAGNOSTIC OF SOUTH CAROLINA		6	2	25%	8
BIOTECH PHARMACEUTICAL GROUP LLC			8	100%	8
ADVANCED RESEARCH FOR HEALTH IMPROVEMENT		6	2	25%	8
JACKSON CLINIC PA,THE		4	4	50%	8
CVS MINUTE CLINIC DIAGNOSTIC PA #3060		7	1	13%	8
URGENT MEDICAL CENTER INC		2	6	75%	8
CVS MINUTE CLINIC DIAGNOSTIC OF VIRGINIA		8			8
FLORIDA HEART AND VASCULAR MULTISPECIALTY GROUP		8			8
LAKE CONWAY URGENT CARE LLC		2	6	75%	8
UNIVERSITY HOSPITALS OF CLEVELAND		4	4	50%	8
LEMOYNE COLLEGE WELLNESS CENTER FOR		8			8
OKLAHOMA STATE DEPARTMENT OF HEALTH-PUBLIC HEALTH LABORATORY			8	100%	8
DOH JACKSONVILLE CENTRAL LABORATORY		3	5	63%	8
SEA LEVEL LABS			8	100%	8
NYU WINTHROP HOSPITAL PATHOLOGY		7			7
LYNMOORE,THE		7			7
GRACE WELLNESS CENTER LLC		6	1	14%	7
PEDIATRICS OF CENTRAL FLORIDA		5	2	29%	7
MC DIAGNOSTIC OF CONNECTICUT, PC #1966		7			7
MINUTECLINIC #2860		5	2	29%	7
MINUTECLINIC DIAGNOSTIC OF NEW JERSEY,		6	1	14%	7
MEDEXPRESS URGENT CARE - FAYETTEVILLE		5	2	29%	7
AVON PARK PEDIATRICS			7	100%	7
ELLIS HOSPITAL LABORATORY		6	1	14%	7
EXPRESS TEST			7	100%	7
ORLANDO ORTHOPAEDIC CENTER		5	2	29%	7
GRAND VILLA OF PALM COAST		7			7
MEDEXPRESS URGENT CARE - STAUNTON		3	4	57%	7
LMH SKILLED NURSING UNIT		7			7
CVS OH2543POCT CANFIELD		5	2	29%	7
MANATEE PEDIATRICS			7	100%	7
GENTRY PARK ORLANDO ASSISTED LIVING		6	1	14%	7
MEDEXPRESS URGENT CARE - MAPLE DRIVE		7			7
CVS NC4165POCT BREVARD		5	2	29%	7
FLORIDA SCHOOL FOR THE DEAF AND THE BLIND			7	100%	7
NEMOURS CHILDREN'S URGENT			7	100%	7
MINUTECLINIC DIAG OF IND, LLC #2387		6	1	14%	7
ST. CLOUD PHARMACY AND WELLNESS CENTER		3	4	57%	7
ST LUKES ROOSEVELT LABORATORY		7			7
WILDLIGHT LAB			7	100%	7
ATMORE NURSING CENTER		6	1	14%	7
HOLY GARDEN ALF, INC.		7			7
SOUTH COM HEALTH CLINIC, DEPT. OF THE ARMY		7			7
CARENOW URGENT CARE-MADISON		7			7
PALM POINT BEHAVIORAL HEALTH		7			7

COVID-19: testing by laboratory

Data through Mar 2, 2021 verified as of Mar 3, 2021 at 09:25 AM

Data in this report are provisional and subject to change.

The numbers in the table below represent the number of Florida and non-Florida residents for whom test results were received by the Department of Health. A person can be tested by more than one laboratory and can have both positive and negative results. **Therefore, the sum of the numbers in each column will be larger than the total number of people tested.**

Reporting lab	Inconclusive	Negative	Positive	Percent positive	Total
MEDEXPRESS URGENT CARE - HOT SPRINGS		7			7
EP LTC PHARMACY		5	2	29%	7
MINUTECLINIC DIAGNOSTIC OF MAINE, LLC		5	2	29%	7
FAMILY MEDICINE MEDICAL DRIVE		7			7
MEDEXPRESS URGENT CARE - MIDLOTHIAN		6	1	14%	7
FHMG_FM AND IM AVALON PARK		2	5	71%	7
SIMEDHEALTH LLC		2	5	71%	7
LAWTON CHILES HEALTH CENTER		1	6	86%	7
DELIVER MY MEDS CORP		7			7
SONORA QUEST LABORATORIES			7	100%	7
CVS MINUTE CLINIC DIAGNOSTIC OF TEXAS,LLC		5	2	29%	7
CURATIVE		1	6	86%	7
Thermopolis Rehabilitation Wellness		7			7
FLORIDA HOSPITAL APOPKA		6	1	14%	7
GULF COAST PEDIATRICS OF SARASOTA PA		1	6	86%	7
MINUTE CLINIC LLC #4017		7			7
DALLAS COUNTY HEALTH AND HUMAN SERVICES			7	100%	7
PANCARE HEALTH - HOSFORD SCHOOL			7	100%	7
OSWEGO HOSPITAL LABORATORY		6	1	14%	7
HEALTH AND WELLNESS CENTER		1	6	86%	7
PASSPORT HEALTH			7	100%	7
FLORIDA CANCER SPECIALISTS & RESEARCH INSTITUTE		6	1	14%	7
CAYUGA COUNTY HEALTH DEPARTMENT		6	1	14%	7
PBC FOUND CARE INC			7	100%	7
BAYCARE MEDICAL GROUP		1	6	86%	7
KANSAS DEPARTMENT OF HEALTH		2	5	71%	7
WYOMING COUNTY COMMUNITY HOSPITAL LABORATORY		7			7
SOUTH FLORIDA ENT ASSOCIATES, INC			7	100%	7
MEDEXPRESS URGENT CARE - CLARKSBURG		7			7
PEDIATRICS URGENT CARE, LLC			7	100%	7
PENN MEDICINE PRINCETON MEDICAL CENTER		6	1	14%	7
NORTH PINELLAS CHILDRENS MEDICAL CENTER INC			7	100%	7
PERSONAL PHYSICIAN CARE PA			7	100%	7
SUPERIOR RESIDENCES AT CALA HILLS		7			7
NORTH FLORIDA MEDICAL CENTERS INC		1	6	86%	7
COMMUNITY MEDICAL AND DENTAL CARE INC		7			7
NORTHDALE REHABILITATION CENTER			7	100%	7
Ocoee Health Care Center		7			7
SCHOOL OF PHARMACY AND PHARMACEUTICAL		7			7
SOMA MEDICAL CENTER PA #4			7	100%	7
LAKE PEDIATRICS			7	100%	7
CARENOW URGENT CARE-SOUTHLAKE			7	100%	7
ORLANDO FAMILY MEDICAL INC		7			7
MINUTECLINIC DIAGNOSTICS OF IND, LLC		7			7
CVS NJ617POCT CEDAR GROVE		6	1	14%	7
JUPITER ISLAND PUBLIC SAFETY		5	2	29%	7
URGENT CARE OF LONGWOOD			7	100%	7

COVID-19: testing by laboratory

Data through Mar 2, 2021 verified as of Mar 3, 2021 at 09:25 AM

Data in this report are provisional and subject to change.

The numbers in the table below represent the number of Florida and non-Florida residents for whom test results were received by the Department of Health. A person can be tested by more than one laboratory and can have both positive and negative results. **Therefore, the sum of the numbers in each column will be larger than the total number of people tested.**

Reporting lab	Inconclusive	Negative	Positive	Percent positive	Total
TRUE HEALTH DIAGNOSTICS		1	6	86%	7
MINUTECLINIC, LLC #03965		7			7
CARESOUTH HHA HOLDINGS OF TALLAHASSEE LLC		7			7
ADVENT HEALTH APOPKA		3	4	57%	7
OCALA FAMILY MEDICAL CENTER		7			7
BLOOMINGDALE PEDIATRIC ASSOCIATES PA			7	100%	7
VERMONT DEPARTMENT OF HEALTH		1	6	86%	7
IRL MARKET LAB			7	100%	7
GRAND VILLA OF MELBOURNE		5	2	29%	7
ST VINCENT'S CHILTON		5	2	29%	7
LONG ISLAND JEWISH FOREST HILLS HOSPITAL		7			7
LIZS ADULT CARE		7			7
LEPE'S HOUSE			7	100%	7
NEMOURS CHILDREN'S HOSPITAL			7	100%	7
LEE COUNTY HEALTH DEPARTMENT		4	3	43%	7
ABBHEY MANOR RETIREMENT RESIDENCE INC		7			7
CLAY PRIMARY & FAMILY CARE LLC			7	100%	7
FLORIDA DIGESTIVE AND LIVER SPECIALIST		7			7
MEDEXPRESS URGENT CARE, JOHNSTOWN		6	1	14%	7
FLORIDA CENTER FOR DERMATOLOGY LABORATORY			7	100%	7
QUE		4	3	43%	7
DOCTORS CENTER PA,THE		6	1	14%	7
MIAMI COMPREHENSIVE MEDICINE GROUP PA		4	3	43%	7
BOCA BIOLISTICS LLC			7	100%	7
MEDEXPRESS URGENT CARE-DUBOIS		7			7
JOHNS HOPKINS ALL CHILDRENS			7	100%	7
Baptist Village Retirement Communities		7			7
MIAMI BEACH COMMUNITY HEALTH CENTER INC			7	100%	7
EMBRY-RIDDLE AERONAUTICAL UNIVERSITY HEALTH			7	100%	7
DOCTORS CLINICAL LABORATORY, INC		5	2	29%	7
VICTORIAN MANOR		2	5	71%	7
MINUTECLINIC DIAGNOSTIC OF VIRGINIA		7			7
PREMIUM HEALTH CARE			7	100%	7
EL PARAISO HOME INC		7			7
DOTHAN WEST FAMILY MEDICINE		5	2	29%	7
CVS MINUTE CLINIC DIAGNOSTIC MED GRP OF SAN		5	2	29%	7
Parkside Villa		7			7
KENDALL REGIONAL MEDICAL CNTR			7	100%	7
ORLANDO FAMILY PHYSICIANS			7	100%	7
KEYSTONE PLACE AT NAPLES PRESERVE		4	3	43%	7
RIVER OAKS TREATMENT CENTER			7	100%	7
MINUTECLINIC DIAGNOSTIC OF TN PC #643		5	2	29%	7
COMPASSION PEDIATRICS		3	4	57%	7
OPTUM PRIMARY CARE - FOUNTAIN OAKS		3	4	57%	7
CVS PHARMACY #8800		5	2	29%	7
BRADENTON PHYSICIANS MEDICAL CENTER			7	100%	7
MEDEXPRESS URGENT CARE - STATE COLLEGE		5	2	29%	7

COVID-19: testing by laboratory

Data through Mar 2, 2021 verified as of Mar 3, 2021 at 09:25 AM

Data in this report are provisional and subject to change.

The numbers in the table below represent the number of Florida and non-Florida residents for whom test results were received by the Department of Health. A person can be tested by more than one laboratory and can have both positive and negative results. **Therefore, the sum of the numbers in each column will be larger than the total number of people tested.**

Reporting lab	Inconclusive	Negative	Positive	Percent positive	Total
UF HEALTH			7	100%	7
MINUTE CLINIC LLC #2775		7			7
CAPRONA GROUP HOME		1	6	86%	7
BALTIMORE CITY HEALTH DEPT COMMUNICABLE DISEASES AND EPIDEMIOLOGY			7	100%	7
MINUTE CLINIC LLC #5706		6	1	14%	7
DOCTOR'S IN-HOUSE LAB/COMMUNITY HEALTH CENTERS OF PINELLAS –PINELLAS P			7	100%	7
FLORIDA HOSPITAL KISSIMMEE		4	3	43%	7
CRESTWOOD MEDICAL CENTER		5	2	29%	7
PENINSULA CARE AND REHABILITATION CENTER			7	100%	7
HEALTH CARE LABORATORY SERVICES		1	6	86%	7
ACCENTCARE		7			7
DYNAMIC HEALTH CENTERS INC		3	4	57%	7
MINUTECLINIC DIAGNOSTIC OF TEXAS LLC		6	1	14%	7
MINUTECLINIC, LLC #1586		5	2	29%	7
HEARTLAND PEDIATRICS OF LAKE PLACID			7	100%	7
MERCY HEALTH—MUSKEGON		6	1	14%	7
BROOKDALE LAKE ORIENTA			7	100%	7
NOVANT HEALTH INPATIENT CARE		2	5	71%	7
ECLRS		2	5	71%	7
UNIVERSITY OF WASHINGTON MEDICAL CENTER			7	100%	7
Florida Clinical Laboratory		1	6	86%	7
CHAPTERS HEALTH HOSPICE		7			7
UNIVERSITY OF MIAMI MILLER SCHOOL OF MEDICINE			7	100%	7
DIAGNOSTIC CLINIC		6	1	14%	7
MODMD LABORATORY		7			7
ST CLOUD COMPOUNDING PHARMACY & WELLNESS CENTER		7			7
CVS CA9165POCT SAN DIEGO		7			7
NORTHERN DUTCHESS HOSPITAL LABORATORY		5	2	29%	7
MEDEXPRESS URGENT CARE-PETERS TWP		5	1	17%	6
CAPE CORAL URGENT CARE		3	3	50%	6
JERSEY SHORE MEDICAL CENTER		6			6
SAINT PETER'S UNIVERSITY HOSPITAL		6			6
GRACE REHABILITATION CENTER OF VERO BEACH		4	2	33%	6
AMERICAN HEALTH ASSOC. LABORATORY SOUTH		4	2	33%	6
CITYMD		1	5	83%	6
CVS SC7556POCT WEST COLUMBIA		6			6
URGENT TEAM - MUSCLE SHOALS		6			6
PROHEALTH MED		1	5	83%	6
AVANTE AT ORMOND BEACH INC			6	100%	6
Centrastate Medical Center		5	1	17%	6
THE CLINIC PREMISE HEALTH			6	100%	6
SANDGATE GARDENS REHAB & NURSING CENTER		3	3	50%	6
SUMTER COUNTY HEALTH DEPARTMENT		1	5	83%	6
CARE CENTERS OF NASSAU LLC MINER ROAD NORTH		6			6
FLEET LANDING			6	100%	6
MINUTECLINIC DIAGNOSTIC OF GEORGIA, LL		5	1	17%	6
BROWARD COUNTY HEALTH DEPT.			6	100%	6

COVID-19: testing by laboratory

Data through Mar 2, 2021 verified as of Mar 3, 2021 at 09:25 AM

Data in this report are provisional and subject to change.

The numbers in the table below represent the number of Florida and non-Florida residents for whom test results were received by the Department of Health. A person can be tested by more than one laboratory and can have both positive and negative results. **Therefore, the sum of the numbers in each column will be larger than the total number of people tested.**

Reporting lab	Inconclusive	Negative	Positive	Percent positive	Total
BROOKDALE CLERMONT			6	100%	6
MAXHEALTH		5	1	17%	6
URGENT TEAM - HUNTSVILLE		5	1	17%	6
FLORIDA WOMAN CARE LABORATORY			6	100%	6
MINUTECLINIC DIAGNOSTIC OF VIRGINIA, LLC #255		6			6
CVS DC1340POCT WASHINGTON		6			6
UNILAB OF DADE INC			6	100%	6
CDRX INFUSION			6	100%	6
SOUTHEASTERN DERMATOLOGY GROUP PA		5	1	17%	6
MEDEXPRESS URGENT CARE - BLUEFIELD		5	1	17%	6
BAYCARE ALLIANT HOSPITAL			6	100%	6
FLORIDA PREMIER MEDICAL CARE PA			6	100%	6
ANTHONY-BROWN PHARMACY		6			6
PALMETTO HEALTH ALLIANCE		3	3	50%	6
CVS MINUTE CLINIC DIAG OF IND, LLC #6549		6			6
PALM HARBOR DERMATOLOGY		4	2	33%	6
NORTHEAST ALABAMA REGIONAL MEDICAL CENTER		3	3	50%	6
PATHGROUP LABS, LLC		4	2	33%	6
PR HEALTH		1	5	83%	6
LYNN KEEFE, MD PEDIATRICS		3	3	50%	6
GREENSBORO PATHOLOGY LLC		6			6
KISSIMMEE VA OUTPATIENT CLINIC		6			6
MEDEXPRESS URGENT CARE - ELM GROVE		5	1	17%	6
CVS MINUTE CLINIC, LLC #22		5	1	17%	6
DEPARTMENT OF HEALTH AND HUMAN SERVICES STATE OF NEW HAMPSHIRE			6	100%	6
NEOGENOMICS LABORATORIES, INC		6			6
MINUTECLINIC DIAGNOSTIC OF SC, LLC #7		4	2	33%	6
MINUTECLINIC MINUTECLINIC #4977		4	2	33%	6
VIERA PEDIATRICS		1	5	83%	6
MEDEXPRESS URGENT CARE - RICHMOND, NINE MILE RD		5	1	17%	6
CVS NC5591POCT STATESVILLE		5	1	17%	6
TERENCE B MITCHELL MD, INC		2	4	67%	6
TERRACINA LLC		1	5	83%	6
MERCY COLLEGE HEALTH OFFICE		6			6
MEDEXPRESS URGENT CARE - TARENTUM		5	1	17%	6
FLORIDA DEPARTMENT OF HEALTH IN SARASOTA COUNTY		5	1	17%	6
ETHOS LABORATORIES		6			6
BROWARD TRANSITIONAL CENTER			6	100%	6
LEWIS COUNTY MANOR		6			6
PRESBYTERIAN HOME		6			6
FLORIDA DEPARTMENT OF HEALTH IN MIAMI DADE COUNTY		5	1	17%	6
LUMADOC HEALTH		4	2	33%	6
PANCARE HEALTH - KATE SMITH ELEMENTARY		1	5	83%	6
DOCTORS EXPRESS OF ST PETERSBURG			6	100%	6
AARK LABORATORY		6			6
LAKEVIEW TERRACE HOME HEALTH SERVICES LLC			6	100%	6
ST. PETERSBURG PEDIATRICS			6	100%	6

COVID-19: testing by laboratory

Data through Mar 2, 2021 verified as of Mar 3, 2021 at 09:25 AM

Data in this report are provisional and subject to change.

The numbers in the table below represent the number of Florida and non-Florida residents for whom test results were received by the Department of Health. A person can be tested by more than one laboratory and can have both positive and negative results. **Therefore, the sum of the numbers in each column will be larger than the total number of people tested.**

Reporting lab	Inconclusive	Negative	Positive	Percent positive	Total
TIMBER CREEK PEDIATRICS		6			6
WELLMED AT BRANDON REGIONAL		5	1	17%	6
CITIZENS BAPTIST MEDICAL CENTERS LAB		5	1	17%	6
TEXAS MEDCLINIC			6	100%	6
BAYSHORE POINTE NURSING AND REHAB CENTER			6	100%	6
MINUTE CLINIC INCORPORTE		6			6
MEDEXPRESS URGENT CARE-PITTSFIELD		6			6
URGENT CARE HOUSECALLS PA		5	1	17%	6
CAMELLIA AT DEERWOOD		2	4	67%	6
MEDEXPRESS URGENT CARE - HUNTINGTON WE		6			6
ELITE MD GROUP INC		2	4	67%	6
RIVER CITY PRIMARY AND URGENT CARE			6	100%	6
CVS NC6402POCT DAVIDSON		4	2	33%	6
CAPITAL HEALTH PLAN LABORATORIES			6	100%	6
MINUTECLINIC DIAGNOSTIC OF NEVADA #87		4	2	33%	6
NORTHSIDE HOSPITAL ATLANTA		3	3	50%	6
CVS TX8351POCT BEAUMONT		6			6
GLEN FALLS HOSPITAL DEPARTMENT OF PATHOLOGY		6			6
UT MEMPHIS UNIVERSITY HEALTH SERVICES			6	100%	6
MINUTECLINIC DIAGNOSTIC OF NORTH CAROLINA PC #5341		4	2	33%	6
Lenox on the Lake			6	100%	6
MEDEXPRESS URGENT CARE - MT LEBANON		4	2	33%	6
CAREWELL 301 - WARWICK			6	100%	6
MINUTE-CLINIC DIAGNOSTIC OF VIRGINIA, LLC #2003		5	1	17%	6
BAYSIDE LABORATORIES INC		6			6
MEDICAL CENTER AT OCEAN REEF		1	5	83%	6
LOUISIANA DEPT OF HEALTH			6	100%	6
EASTERN FLORIDA STATE COLLEGE - PALM BAY CAMPUS□			6	100%	6
ST. LUCIE COUNTY HEALTH DEPARTMENT		4	2	33%	6
MARSHALL MEDICAL CENTER SOUTH LAB		5	1	17%	6
FRESENIUS KIDNEY CARE DUNEDIN			6	100%	6
DANIEL M LIBBY MD PLLC		6			6
THE PALMS REHABILITATION AND HEALTHCARE CENTER		5	1	17%	6
MIAMI RESCUE MISSION CLINIC INC			6	100%	6
SUFFRIDGE DRIVE GROUP HOME		6			6
CVS NV3210POCT LAS VEGAS		6			6
MINUTECLINIC DIAG OF IND LLC #6998		5	1	17%	6
AMERICAN EAGLE LEESBURG AL LLC DBA VISTA LAKE			6	100%	6
MINUTE CLINIC DIAGNOSTIC OF MICHIGAN PC		6			6
MINUTECLINIC #8760		6			6
UNILAB		2	4	67%	6
VITAS HEALTH INC			6	100%	6
WATAUGA MEDICAL CENTER		4	2	33%	6
BETHESDA COMMUNITY HEALTH CENTER			6	100%	6
CVS NATIONAL HARBOR MD2297714CV		6			6
MEDEXPRESS URGENT CARE - CULPEPER		6			6
MINUTECLINIC, LLC #03268		5	1	17%	6

COVID-19: testing by laboratory

Data through Mar 2, 2021 verified as of Mar 3, 2021 at 09:25 AM

Data in this report are provisional and subject to change.

The numbers in the table below represent the number of Florida and non-Florida residents for whom test results were received by the Department of Health. A person can be tested by more than one laboratory and can have both positive and negative results. **Therefore, the sum of the numbers in each column will be larger than the total number of people tested.**

Reporting lab	Inconclusive	Negative	Positive	Percent positive	Total
GOOD SAMARITAN MEDICAL CENTER			6	100%	6
Signature Healthcare of Savannah		6			6
QUICK CARE MED WALK IN AND URGENT CARE			6	100%	6
HOLLY HILL HOME INFUSION SERVICE		5	1	17%	6
INTERVENTIONAL REHABILITATION OF SOUTH FLORIDA			6	100%	6
MINUTECLINIC, LLC #1492		6			6
FLORIDA MEDICAL SPECIALISTS		2	4	67%	6
XPRESS URGENT CARE LLC		6			6
MINUTECLINIC DIAGNOSTIC OF OHIO #7790		4	2	33%	6
FAMILY CARE MEDICAL CENTER			6	100%	6
Kroger 673 - The Little Clinic Dallas		5	1	17%	6
PARTNERS PHARMACY OF FLORIDA LLC		6			6
CVS TX4397POCT CYPRESS		6			6
TAMIAMI LAB MILLENIUM			6	100%	6
UT SOUTHWESTERN MEDICAL CENTER			6	100%	6
SUNRISE SENIOR LIVING OF JACKSONVILLE			6	100%	6
LPG PRIMARY CARE AT PINE ISLAND		5	1	17%	6
GOLDMAN SACHS HEALTH CENTER		6			6
OAK HARBOR ASSISTED LIVING FACILITY		4	2	33%	6
TAMPA URGENT CARE			6	100%	6
MC DIAGNOSTIC OF CONNECTICUT, PC #1043		6			6
DR. PHILLIPS MEDICAL WELLNESS CENTER		3	3	50%	6
CVS MINUTE CLINIC DIAGNOSTIC OF TN #3293		6			6
THE WINDSOR OF OCALA		2	4	67%	6
MEDEXPRESS URGENT CARE - BATTLE CREEK		4	2	33%	6
SIGNATURE HEALTHCARE OF MIDDLEBURG		6			6
INTERNAL MEDICINE LIPID AND WELNNESS PRACTICE			6	100%	6
MC DIAGNOSTIC OF CONNECTICUT , PC # 3		4	2	33%	6
MINUTECLINIC, LLC #1796		5	1	17%	6
ATLANTIC COMMUNITY HIGH SCHOOL		5	1	17%	6
ENTRUST IMMEDIATE CARE			6	100%	6
CVS TX1104POCT ALLEN		6			6
WIREGRASS MEDICAL CENTER			6	100%	6
YAZJI PEDIATRIC CARE LLC DBA TUKA PEDIATRICS			6	100%	6
MINUTE CLINIC DIAG OF IND LLC #8674		6			6
HUNTERS CREEK PEDIATRICS		6			6
WG WINDSOR WOODS SH LLC		6			6
MD NOW MEDICAL CENTER			6	100%	6
MEDEXPRESS URGENT CARE - IRVING		6			6
CONCENTRA			6	100%	6
TRANSPLANT GENOMICS INC (EUROFINS)		6			6
ARLINGTON OF NAPLES		6			6
GRAND VILLA OF DELRAY EAST		6			6
DIXITKUMAR N MODI MD PA			6	100%	6
MINUTECLINIC, LLC, DBA MINUTECLINIC #6		6			6
LISTENING DOCTOR PLLC, THE		1	5	83%	6
LRHS Southeastern University		4	2	33%	6

COVID-19: testing by laboratory

Data through Mar 2, 2021 verified as of Mar 3, 2021 at 09:25 AM

Data in this report are provisional and subject to change.

The numbers in the table below represent the number of Florida and non-Florida residents for whom test results were received by the Department of Health. A person can be tested by more than one laboratory and can have both positive and negative results. **Therefore, the sum of the numbers in each column will be larger than the total number of people tested.**

Reporting lab	Inconclusive	Negative	Positive	Percent positive	Total
PALMS WEST HOSPITAL			6	100%	6
SV DIAGNOSTIC LAB			6	100%	6
ASCENSION ST VINCENT'S CLAY COUNTY			6	100%	6
FIRST COAST CARDIOVASCULAR INSTITUTE PA			6	100%	6
INFINITY BIOLOGIX LLC OAKDALE		5	1	17%	6
MINUTECLINIC MINUTECLINIC #8505		4	2	33%	6
BETH ISRAEL DEACONESS MEDICAL CENTER			6	100%	6
PEPIN ACADEMIES-PASCO		6			6
CVS IN6654POCT INDIANAPOLIS		5	1	17%	6
PHYSICIANS FOR CHILDREN			6	100%	6
NORTH FLORIDA PEDIATRICS JASPER			6	100%	6
PUBLIC HEALTH LAB		6			6
COMPASSION PEDIATRIC URGENT CARE LLC		2	4	67%	6
CURATIVE CARE CENTER INC		1	5	83%	6
CHILDREN'S HOSPITAL OF PHILADELPHIA		5	1	17%	6
PEDIATRICS IN BREVARD-COCOA BEACH		2	4	67%	6
MINUTE-CLINIC DIAGNOSTIC OF VIRGINIA, LLC #794		5	1	17%	6
BOCA VIPEDIATRICS			6	100%	6
PLEASANTVILLE OF SEBASTIAN LLC			6	100%	6
Northwell Lab		2	4	67%	6
MINUTECLINIC LLC #5041		2	4	67%	6
LEE COMMUNITY HEALTHCARE INC NORTH FORT MYERS		6			6
FAMILY TREE PRIMARY CARE		5	1	17%	6
ENIGMA DIAGNOSTIC, INC.			6	100%	6
MINUTE CLINIC DIAGNOSTIC OF PENNSYLVANIA		6			6
RANDOLPH DIABETES AND WELLNESS		5	1	17%	6
HAWTHORNE HEALTH AND REHABILITATION			5	100%	5
ARKANSAS DEPARTMENT OF HEALTH			5	100%	5
JUPITER ISLAND MEDICAL CLINIC INC		5			5
LABCORP UNSPECIFIED		5			5
CELEBRATION PEDIATRICS PA			5	100%	5
MD NOW MEDICAL CENTER INC			5	100%	5
INDIAN RIVER PRIMARY CARE PA		5			5
GRACE COMMUNITY PHARMACY			5	100%	5
CVS NV408817POCT LAS VEGAS		1	4	80%	5
NORTH SHORE HEMATOLOGY-ONCOLOGY ASSOCIATES, PC		5			5
NOVADX		2	3	60%	5
OCCMED SOLUTIONS		2	3	60%	5
CVS TX7827POCT ROUND ROCK		5			5
PANCARE HEALTH - ALTHA PUBLIC			5	100%	5
INNOVATIVE COVID-DIVERSEY			5	100%	5
GILCHRIST COUNTY FIRE DEPARTMENT		2	3	60%	5
NORTH DADE NURSING AND REHABILITATION CENTER			5	100%	5
MOUNT SINAI BROOKLYN LABORATORY		4	1	20%	5
ALPHADERA LABS, LLC			5	100%	5
Rutgers Health Rwj University Hospital - Laboratory		2	3	60%	5
EGL GENETICS DIAGNOSTICS			5	100%	5

COVID-19: testing by laboratory

Data through Mar 2, 2021 verified as of Mar 3, 2021 at 09:25 AM

Data in this report are provisional and subject to change.

The numbers in the table below represent the number of Florida and non-Florida residents for whom test results were received by the Department of Health. A person can be tested by more than one laboratory and can have both positive and negative results. **Therefore, the sum of the numbers in each column will be larger than the total number of people tested.**

Reporting lab	Inconclusive	Negative	Positive	Percent positive	Total
Army Residence Community		5			5
PRECISION LABS LLC		2	3	60%	5
MINUTECLINIC, LLC #1431		4	1	20%	5
PEDIATRICS OF CENTRAL FLORIDA – POINCIANA		3	2	40%	5
CVS SC5479POCT INDIAN LAND		5			5
RELIANT IMMUNE DIAGNOSTICS			5	100%	5
ABSOLUTE HEALTH		5			5
COPELAND MEDICAL CLINIC		3	2	40%	5
MINUTECLINIC DIAGNOSTIC OF TN, PC 6304		3	2	40%	5
COVID RAPID LABS			5	100%	5
FOUNDCARE, INC			5	100%	5
CVS PA233POCT NEWTOWN SQUARE		5			5
QUINTON MEMORIAL HEALTH CARE CENTER		5			5
MEASE CONTINUING CARE		3	2	40%	5
BAYSHORE LABORATORY		4	1	20%	5
Kennedy University Hospital		5			5
INFECTION CONTROL/ EMPHEALTH		3	2	40%	5
PALM GARDEN OF SUN CITY			5	100%	5
MEDEXPRESS URGENT CARE-MUNCIE		5			5
FLORIDA PRIMARY CARE AND SPORTS MEDICINE INC		2	3	60%	5
MEDEXPRESS URGENT CARE - WEIRTON		5			5
UNDERGROUND FREE CLINIC		5			5
MIAMI CANCER INSTITUTE			5	100%	5
MINUTECLINIC DIAG OF IND LLC #8651		4	1	20%	5
WALGREEN #6538		5			5
MINUTECLINIC DIAG OF IND, LLC #6697		5			5
CENTREX CLINICAL LABS INC		5			5
URGENT TEAM - NASHVILLE		5			5
MEDEXPRESS URGENT CARE-NESHANNOCK TWP		4	1	20%	5
CLEVELAND CLINIC MARTIN HEALTH NURSING & RESTORATIVE		5			5
SJH			5	100%	5
COOPER HOSPITAL/UNIVERSITY MEDICAL		5			5
DIXIE COUNTY EMERGENCY SERVICES			5	100%	5
WINTER PARK INTERNAL MEDICINE MD PA		4	1	20%	5
CHAMPLAIN VALLEY PHYSICIANS HOSPITAL		3	2	40%	5
Kroger 099 - The Little Clinic Fort Collins		5			5
MCR HEALTH LAWTON CHILES ADMINISTRATION STE A		1	4	80%	5
AMERICAN MEDICAL RESPONSE - DENVER		2	3	60%	5
SUPREME LABORATORY			5	100%	5
BOONE DRUG & HEALTHCARE AT DEERFIELD			5	100%	5
CENTRAL FLORIDA PRIMARY CARE			5	100%	5
CVS CT1123POCT SOUTHBURY		5			5
FORSYTH HOUSE			5	100%	5
COMMONS AT ORLANDO LUTHERAN TOWERS SNF			5	100%	5
DEPARTMENT OF HEALTH AND HUMAN SERVICES LANSING			5	100%	5
BLUETAIL MEDICAL GROUP, LLC		4	1	20%	5
MIAMI MEDICAL CONSULTANT PA			5	100%	5

COVID-19: testing by laboratory

Data through Mar 2, 2021 verified as of Mar 3, 2021 at 09:25 AM

Data in this report are provisional and subject to change.

The numbers in the table below represent the number of Florida and non-Florida residents for whom test results were received by the Department of Health. A person can be tested by more than one laboratory and can have both positive and negative results. **Therefore, the sum of the numbers in each column will be larger than the total number of people tested.**

Reporting lab	Inconclusive	Negative	Positive	Percent positive	Total
GADSDEN COUNTY HEALTH DEPARTMENT			5	100%	5
MINUTECLINIC DIAGNOSTIC OF PENNSYLVANIA, LLD #1545		5			5
Enterprise Health and Rehabilitation Center		5			5
PHYSICIANS URGENT CARE BERRY FARMS		4	1	20%	5
BIOTECH CLINICAL LABORATORY			5	100%	5
ADVENTHEALTH CAR CENTER APOPKA			5	100%	5
VA Primary Care Clinic at Meharry		4	1	20%	5
CVS MINUTE CLINIC DIAG OF IND LLC #5206		4	1	20%	5
GUTHRIE MEDICAL GROUP LABORATORIES		5			5
QUALITY MEDICAL CARE			5	100%	5
HERNANDO PASCO HOSPICE INC		4	1	20%	5
NU WAVE MEDICAL CENTER			5	100%	5
WATERTOWN URGENT CARE PLLC		5			5
UCF STUDENT HEALTH SERVICES LABORATORY		2	3	60%	5
FRANCES WARDE MEDICAL LABORATORY		2	3	60%	5
ST BARNABAS HOSPITAL		5			5
MINUTECLINIC DIAGNOSTIC OF TN PC #442		4	1	20%	5
MEDEXPRESS URGENT CARE - WILLIAMSPORT		4	1	20%	5
CLINICAL CARE ASSOCIATES			5	100%	5
XRL SXF REF LAB		5			5
PRINCIPLE HOSPICE SERVICE, LLC			5	100%	5
SANTOS REHABILITATION CENTER INC			5	100%	5
KEYSTONE REHABILITATION AND HEALTH CENTER		1	4	80%	5
HAVEN HOSPICE IN CHIEFLAND			5	100%	5
SOUTHEAST GEORGIA HEALTH SYSTEM, INC D		5			5
GENTLE HANDS MOBILE PHLEBOTOMY			5	100%	5
WESTMINSTER SHORES			5	100%	5
PREMIER FAMILY HEALTH PA			5	100%	5
AHF PUBLIC HEALTH LABORATORY			5	100%	5
URGENT CARE COASTAL GA			5	100%	5
RIO PINAR HEALTH CARE			5	100%	5
LAKE MARY HEALTH AND REHABILITATION CENTER		1	4	80%	5
TALLAHASSEE MEMORIAL HEALTHCARE			5	100%	5
FHPG FAMILY MEDICAL CENTER OF TAMPA BAY		1	4	80%	5
COMPUNET CLINICAL LAB			5	100%	5
ST MARYS MEDICAL CENTER			5	100%	5
URGENT MED INC		3	2	40%	5
MINUTECLINIC, DIAGNOSTIC OF TEXAS, LL		4	1	20%	5
SCIENCE CARE			5	100%	5
MANATEE COUNTY JAIL		4	1	20%	5
NELSON BIOLOGICAL			5	100%	5
Life Care Center of Estero			5	100%	5
MEDEXPRESS URGENT CARE MURRYSVILLE		3	2	40%	5
PM PEDIATRICS OF SELDEN		3	2	40%	5
WHITE WILSON MEDICAL CENTER - FWB		1	4	80%	5
ADVENTHEALTH MEDICAL GROUP PEDIATRIC & ADOLESCENT		4	1	20%	5
EAST BANK HOSPITAL - UNIVERSITY OF MINNESOTA MEDICAL CENTER			5	100%	5

COVID-19: testing by laboratory

Data through Mar 2, 2021 verified as of Mar 3, 2021 at 09:25 AM

Data in this report are provisional and subject to change.

The numbers in the table below represent the number of Florida and non-Florida residents for whom test results were received by the Department of Health. A person can be tested by more than one laboratory and can have both positive and negative results. **Therefore, the sum of the numbers in each column will be larger than the total number of people tested.**

Reporting lab	Inconclusive	Negative	Positive	Percent positive	Total
SOUTHERN OCEAN MEDICAL CENTER		5			5
MINNESOTA DEPARTMENT OF HEALTH PUBLIC HEALTH LABORATORY DIVISION	1		4	80%	5
BROWNE MEDICAL LLC		3	2	40%	5
INDIANA STATE DEPARTMENT OF HEALTH LABORATORIES			5	100%	5
PHYSICIANS IMMEDIATE CARE ELGIN			5	100%	5
BIRMINGHAM VAMC		2	3	60%	5
TESTD			5	100%	5
TANNER MEDICAL CENTER EAST AL		5			5
RURAL HEALTH CARE INC			5	100%	5
LIVING WATERS MEDICAL CENTER			5	100%	5
FLAGLER HEALTH SERVICES INC			5	100%	5
PIEDMONT HOSPITAL LAB			5	100%	5
SHEEPSHEAD BAY URGENT CARE		5			5
LEVY COUNTY SHERRIF'S DEPT			5	100%	5
URGENT CARE OF ERWIN		5			5
WHEELER LABORATORY		4	1	20%	5
EXPICARE NURSING AGENCY, INC		5			5
QUEST DIAGNOSTICS PSC		1	4	80%	5
MEDICAL CENTER OF BLOUNTSTOWN			5	100%	5
ADVICE FOR OPTIMAL WELLNESS		2	3	60%	5
MINUTECLINIC, LLC, DBA MINUTECLINIC #2		5			5
LPG PRIMARY CARE AT BONITA BAY LIFESTYLE CENTER		4	1	20%	5
SOUTH FLORIDA FAMILY HEALTH & RESEARCH CTR			5	100%	5
ST CHARLES BEND LABORATORY		4	1	20%	5
Kroger 449 - The Little Clinic Mountain Park		4	1	20%	5
SIGNATURE URGENT CARE			5	100%	5
WEST PACIFIC MEDICAL LABORATORY			5	100%	5
OCHSNER MEDICAL CENTER			5	100%	5
BAPTIST HEALTH - TOWN CENTER			5	100%	5
MINUTECLINIC DIAGNOSTIC OF ILLINOIS		4	1	20%	5
REDMED OF CROSSTOWN		2	3	60%	5
MINUTECLINIC DIAGNOSTIC OF KENTUCKY		5			5
FLORIDA DEPARTMENT OF HEALTH - INVERNESS		3	2	40%	5
CAREHERE LCS- EUSTIS			5	100%	5
PRECISION DIAGNOSTICS INC - NJ		5			5
NOVANT HEALTH UVA		2	3	60%	5
UPMC HEALTH SYSTEM		4	1	20%	5
MINUTECLINIC DIAGNOSTIC OF OHIO #3407		4	1	20%	5
BEACH HOUSE		5			5
HILLSBOROUGH COUNTY HEALTH DEPARTMENT			5	100%	5
RUSH UNIVERSITY MEDICAL CENTER LABORATORY			5	100%	5
MCKENZIE-WILLAMETTE MEDICAL CENTER LAB		5			5
JUPITER CLINIC			5	100%	5
LIFEPLUS HEALTHCARE GROUP INC		5			5
CVS NC3319POCT CHARLOTTE		4	1	20%	5
SEASIDE MANOR			5	100%	5
PINECREST PEDIATRICS GROUP LLC			5	100%	5

COVID-19: testing by laboratory

Data through Mar 2, 2021 verified as of Mar 3, 2021 at 09:25 AM

Data in this report are provisional and subject to change.

The numbers in the table below represent the number of Florida and non-Florida residents for whom test results were received by the Department of Health. A person can be tested by more than one laboratory and can have both positive and negative results. **Therefore, the sum of the numbers in each column will be larger than the total number of people tested.**

Reporting lab	Inconclusive	Negative	Positive	Percent positive	Total
CVS PA2582POCT SPRINGFIELD		3	2	40%	5
MINUTECLINIC, LLC #7139		5			5
MIZELL MEMORIAL HOSPITAL			5	100%	5
CVS OH3476POCT TIPP CITY		5			5
WAKEMED		1	4	80%	5
FLORIDA CLINICAL LABORATORY - BIOREFERENCE LABORATORIES		2	3	60%	5
DISCOVERY VILLAGE AT STUART		2	3	60%	5
DAVENPORT PEDIATRICS PA		1	4	80%	5
CONCENTRA URGENT CARE		1	4	80%	5
FLORIDA PRIMARY & SPECIALTY CARE		5			5
PEDIATRIC URGENT HEALTH CARE			5	100%	5
GULF COAST VETERANS HCS PANAMA CITY OPC		5			5
INTERNAL MEDICINE & PRIMARY CARE ASSOCIATES, PLC			5	100%	5
FAMILY TREE DNA			5	100%	5
MEDEXPRESS URGENT CARE - GLENDALE		5			5
TULLAHOMA HMA, LLC		4	1	20%	5
SUTTER TRACY COMMUNITY HOSPITAL			5	100%	5
FLORIDA HOSPITAL LAKE MARY		5			5
MEDI-DRUG INC		4	1	20%	5
Walker BaptistMedCtr		4	1	20%	5
PUTNAM HOSPITAL CENTER LABORATORY		5			5
MINUTE CLINIC DIAGNOSTIC OF NORTH CAROLINA		5			5
UNIVERSITY OF CHICAGO MEDICAL CENTER LAB			5	100%	5
NORTHPORT MEDICAL CENTER LAB		5			5
FRESENIUS KIDNEY CARE SOUTH ORLANDO			5	100%	5
AUGUSTA HEALTH			5	100%	5
WILSON PEDIATRICS			5	100%	5
CARENOW URGENT CARE - CENTRAL AUSTIN		1	4	80%	5
UF HEALTH PATHOLOGY LABORATORIES			5	100%	5
MINUTE CLINIC LLC # 2033		4	1	20%	5
PRINCIPLE LABORATORY		3	2	40%	5
ENT AND ALLERGY ASSOCIATES OF FLORIDA, LLC			5	100%	5
CYPRESS CREEK MEDICAL CENTER			5	100%	5
CUMBERLAND HEIGHTS		5			5
LABS PLUS LLC		5			5
OHIO DEPARTMENT OF HEALTH			5	100%	5
MEDEXPRESS - COLLINSVILLE BELT LINE		3	2	40%	5
MONROE COUNTY FIRE RESCUE		5			5
MEDEXPRESS URGENT CARE MORGANTOWN		5			5
MAXCARE CLINIC			5	100%	5
HENDRY REGIONAL CONVENIENT CARE CENTER			5	100%	5
BOROPARK URGENT CARE		4	1	20%	5
ST JOHNS BIOMEDICAL LAB		5			5
ELITE CARE			5	100%	5
FLORIDA HEALTHCARE OF ORLANDO			5	100%	5
WEST DADE PEDIATRICS			5	100%	5
MID - FLORIDA PATHOLOGY LLC		1	4	80%	5

COVID-19: testing by laboratory

Data through Mar 2, 2021 verified as of Mar 3, 2021 at 09:25 AM

Data in this report are provisional and subject to change.

The numbers in the table below represent the number of Florida and non-Florida residents for whom test results were received by the Department of Health. A person can be tested by more than one laboratory and can have both positive and negative results. **Therefore, the sum of the numbers in each column will be larger than the total number of people tested.**

Reporting lab	Inconclusive	Negative	Positive	Percent positive	Total
HELIX KH UC			5	100%	5
FLORIDA DEPARTMENT OF HEALTH SEMINOLE COUNTY		1	4	80%	5
WOODHULL MEDICAL AND MENTAL HEALTH CTR		5			5
FINLAY		1	4	80%	5
MINUTE CLINIC, LLC #1434		5			5
EASTCHESTER PEDIATRIC MEDICAL GROUP		5			5
BROOKDALE NEW PORT RICHEY			5	100%	5
MINUTECLINIC DIAGNOSTIC MED GRP OF CA		4	1	20%	5
VEIL VALLEY MEDICAL CENTER			5	100%	5
KETTERING HEALTH			5	100%	5
CARL R DARNALL ARMY MEDICAL CENTER			5	100%	5
COLUMBIA MEMORIAL HOSPITAL LABORATORY		5			5
PM PEDIATRICS OF BAYSIDE PLLC		5			5
SARASOTA MEDICAL CENTER			5	100%	5
DIAGNOSTECHS		4	1	20%	5
MEDEXPRESS URGENT CARE PORT HURON		4	1	20%	5
AEL KNOXVILLE			5	100%	5
MEDEXPRESS URGENT CARE - BECKLEY CROSS		4	1	20%	5
GENESIS FAMILY PRACTICE		3	2	40%	5
JOHN T MACKAY MD			5	100%	5
LAKE COUNTY DETENTION CENTER		3	2	40%	5
THE DOCTORS CENTER HEALTHCARE-SOUTHSIDE		1	4	80%	5
MINUTECLINIC MINUTECLINIC #921		5			5
OMNICARE PHARMACY OFTEXAS 1, LP DBA OMNICARE		5			5
LAFAYETTE NURSING AND REHAB			5	100%	5
UW MEDICINE VIROLOGY LAB			5	100%	5
REHABILITATION CENTER AT JUPITER GARDENS		5			5
GREENVILLE MEMORIAL HOSPITAL LAB			5	100%	5
RIVERVIEW ALF OPERATOR LLC			5	100%	5
UNIVERSITY OF MIAMI / SCCC RESEARCH LABORATORY			5	100%	5
PEDIATRICS OF ALTAMONTE		5			5
PATIENT FIRST - LEESBURG			5	100%	5
AHC Decatur County		5			5
DOCS URGENT CARE		1	4	80%	5
LPG PEDIATRICS AT CAPE CORAL		5			5
SELECT PHYSICIANS ALLIANCE		5			5
THE UNIVERSITY OF VERMONT MEDICAL CENTER		4	1	20%	5
LAKEVIEW HEALTHCARE SYSTEM LLC			5	100%	5
GRAND VILLA OF SARASOTA		4	1	20%	5
DICKSON MEDICAL ASSOCIATES PC PATH LAB		4	1	20%	5
APOLLO GARDENS RETIREMENT RESIDENCE CARE		5			5
JACKSON SOUTH COMMUNITY HOSPITAL LAB			5	100%	5
ALL CHILDREN'S HOSPITAL DEPT OF GENERAL PEDIATRICS			5	100%	5
JOE DIMAGGIO CHILDREN'S HOSPITAL		1	4	80%	5
LAKE NONA PEDIATRICS IN ASSOCIATION WITH NEMOURS		5			5
ADVANCED URGENT CARE OF MARATHON		1	4	80%	5
OPTUMCARE FLORIDA, LLC		3	2	40%	5

COVID-19: testing by laboratory

Data through Mar 2, 2021 verified as of Mar 3, 2021 at 09:25 AM

Data in this report are provisional and subject to change.

The numbers in the table below represent the number of Florida and non-Florida residents for whom test results were received by the Department of Health. A person can be tested by more than one laboratory and can have both positive and negative results. **Therefore, the sum of the numbers in each column will be larger than the total number of people tested.**

Reporting lab	Inconclusive	Negative	Positive	Percent positive	Total
GENOPTIX MEDICAL LABORATORY		4	1	20%	5
MINUTECLINIC DIAGNOSTIC OF OHIO #2964		4			4
MINUTECLINIC DIAGNOSTIC OF PENNSYLVAN		3	1	25%	4
DIAGNOSTIC & MEDICAL SPECIALISTS OF GREENWICH		2	2	50%	4
MARSHFIELD LABORATORIES			4	100%	4
L3HARRIS FAMILY MEDICAL CENTER			4	100%	4
AURORA BAYCARE UROLOGY			4	100%	4
CVS HEALTH, #2043		4			4
ORANGE COUNTY HEALTH DEPARTMENT		2	2	50%	4
MASSASHUSETTS STATE LAB INSTITUTE		1	3	75%	4
CVS OH3301POCT WOODMERE		4			4
COVID TESTING LLC			4	100%	4
CVS IL8751POCT CHICAGO		4			4
CVS TN7289POCT SIGNAL MOUNTAIN		4			4
COMMUNITY HEALTH CENTER OF WEST PALM BEACH			4	100%	4
UNIVERSITY OF MIAMI STUDENT HEALTH SERVICE			4	100%	4
MEDEXPRESS URGENT CARE - TULSA, S YALE AVE		4			4
SOUTHEASTERN REGIONAL MEDICAL CENTER			4	100%	4
CVS MD2956POCT NEW MARKET		3	1	25%	4
GASTROENTEROLOGY ASSOC OF PENSACOLA, PA		2	2	50%	4
CLINICAL ASSOCIATES OF ORLANDO LLC		4			4
CVS OH2342POCT WEST CHESTER		3	1	25%	4
MINUTECLINIC DIAGNOSTIC OF KANSAS PA		4			4
SOUTHLAND SUITES OF LAKELAND			4	100%	4
CAREWELL URGENT CARE			4	100%	4
VITAL CARE URGENT CARE			4	100%	4
ManorCare Rehabilitation Center- Decatur		4			4
MEDEXPRESS URGENT CARE, FAIRMONT		4			4
FAMILY MEDICINE AT WATERMAN		4			4
ENCOMPASS HOME HEALTH		4			4
BETHPAGE EXTENDED HOURS CENTER		4			4
FLORENCE - HUNTSVILLE HOSPITAL URGENT CARE		3	1	25%	4
Advanced Care Center			4	100%	4
MEDEXPRESS URGENT CARE - MOUNTAIN HOME		3	1	25%	4
TARPON SPRINGS PEDIATRICS, LLC			4	100%	4
MEDLAB INC		4			4
REFUGE A HEALING PLACE, THE			4	100%	4
PRINCETON BMC LABORATORY		4			4
COMMUNITY PHYSICIANS OF NORTH PORT PA			4	100%	4
ELITE MEDICAL CENTER			4	100%	4
IMIC INC RESEARCH			4	100%	4
CVS GA2147POCT KENNESAW		3	1	25%	4
HEART OF FLORIDA HEALTH CENTER INC		1	3	75%	4
LEON MEDICAL CENTERS, LLC			4	100%	4
STONE CLINICAL LABORATORIES OF FL LLC		4			4
PHYSICIANS QUALITY CARE			4	100%	4
Kroger 752 - The Little Clinic Central Station		3	1	25%	4

COVID-19: testing by laboratory

Data through Mar 2, 2021 verified as of Mar 3, 2021 at 09:25 AM

Data in this report are provisional and subject to change.

The numbers in the table below represent the number of Florida and non-Florida residents for whom test results were received by the Department of Health. A person can be tested by more than one laboratory and can have both positive and negative results. **Therefore, the sum of the numbers in each column will be larger than the total number of people tested.**

Reporting lab	Inconclusive	Negative	Positive	Percent positive	Total
MEDEXPRESS URGENT CARE - KOKOMO		4			4
PDL PHARMACY CORP			4	100%	4
NEMOURS CHILDREN'S CLINIC			4	100%	4
IVY ROSEN MD PLLC		4			4
RIVER CITY MEDICAL ASSOCIATES INC			4	100%	4
MEDEXPRESS URGENT CARE - MBURG COMMONS		4			4
INFINITI LABS INC			4	100%	4
SARAH LAWRENCE COLLEGE HEALTH SERVICES		4			4
PM PEDIATRICS OF SELDEN PLLC		4			4
MD ANDERSON			4	100%	4
LATCHER LABORATORY OF A O FOX MEMORIAL		2	2	50%	4
DASCENA LABORATORY			4	100%	4
UNION CITY MANOR NURSING CENTER		4			4
MEDEXPRESS URGENT CARE - WICHITA, S SENECA ST		2	2	50%	4
DERMATOLOGY SPECIALISTS OF FL - DR. JON WARD			4	100%	4
NORTH FLORIDA PHARMACY		4			4
DTR LABS		3	1	25%	4
REHABILITATION CENTER OF WINTER PARK,THE			4	100%	4
MEDEXPRESS URGENT CARE - SUMMERSVILLE, WEBSTER RD		4			4
PILGRIM PHARMACY INC		4			4
MARION AND BERNARD L SAMSON NURSING CENTER			4	100%	4
HEALTHY MINORS PEDIATRIC URGENT CARE		4			4
CVS TX7162POCT HOUSTON		4			4
DIAMOND SPEEDWAY DIALYSIS		1	3	75%	4
FAMILY MEDICINE AT WINTER PARK			4	100%	4
CITY OF TALLAHASSEE		4			4
MAILBOX DIAGNOSTICS		2	2	50%	4
Park Ridge Nursing Center		3	1	25%	4
BOND & STEELE CLINIC PA D/B/A BOND CLINIC PA		4			4
WILLIAM A HINTON STATE LABORATORY INSTITUTE		1	3	75%	4
WYOMING PUBLIC HEALTH LAB			4	100%	4
FLORIDA MEDICAL ASSOCIATES LLC			4	100%	4
DEPARTMENT OF PATHOLOGY ROME MEMORIAL		3	1	25%	4
NORTHEAST PEDIATRICS			4	100%	4
MONROE COUNTY DEPT OF PUBLIC HEALTH ST		4			4
INTERMARKET FACILITY			4	100%	4
MINUTECLINIC DIAG OF IND, LLC #6472		4			4
WOMEN'S CARE FLORIDA, LLC		4			4
MEDEXPRESS URGENT CARE - SOMERSET TOWNSHIP		4			4
BARTON MEMORIAL HOSPITAL		3	1	25%	4
FHCP - ORMOND BEACH			4	100%	4
PANCARE HEALTH - PONCE DE LEON			4	100%	4
MEDEXPRESS URGENT CARE - SOUTH PARKERSBURG		4			4
FAMILY MEDICAL CLINIC HOMESTEAD, LLC			4	100%	4
FISHERMEN'S HOSPITAL			4	100%	4
MONTANA DEPARTMENT OF PUBLIC HEALTH & HUMAN SERVICES			4	100%	4
FLORIDA HEALTH CARE PLANS STIRLING CENTER			4	100%	4

COVID-19: testing by laboratory

Data through Mar 2, 2021 verified as of Mar 3, 2021 at 09:25 AM

Data in this report are provisional and subject to change.

The numbers in the table below represent the number of Florida and non-Florida residents for whom test results were received by the Department of Health. A person can be tested by more than one laboratory and can have both positive and negative results. **Therefore, the sum of the numbers in each column will be larger than the total number of people tested.**

Reporting lab	Inconclusive	Negative	Positive	Percent positive	Total
RHEA MEDICAL CENTER		4			4
THONOTOSASSA COMMUNITY HEALTH CENTER		1	3	75%	4
RELIANT ACUTE CARE			4	100%	4
MINUTECLINIC DIAG OF IND, LLC #10190		4			4
BIOTEST PLASMA CENTER		4			4
CVS NY549POCT RIDGEWOOD		2	2	50%	4
THE RETREAT AT PORT ORANGE			4	100%	4
Crowne Health Care of Montgomery		4			4
HAMPTON ALF AT 24TH ROAD LLC			4	100%	4
CANCER RESEARCH LAB, BOB JONES UNIVERSITY		4			4
PEACEHEALTH LABORATORIES		3	1	25%	4
CAREATC, INC.			4	100%	4
CVS PA1296POCT DREXEL HILL		3	1	25%	4
CVS TX8387POCT AUSTIN		4			4
MINUTECLINIC DIAGNOSTIC OF RHODE ISLAN		4			4
PRIMECARE		2	2	50%	4
SINAI PLAZA NURSING AND REHAB CENTER			4	100%	4
CVS TX2263POCT SAN ANTONIO		4			4
URGENT CARE - OCONEE		2	2	50%	4
HEALTHCARE NETWORK OF SOUTHWEST FLORIDA			4	100%	4
Metro West Nursing and Rehab			4	100%	4
DEACONESS HOSPITAL			4	100%	4
CVS PA4077POCT BELLE VERNON		4			4
MINUTECLINIC DIAGNOSTIC OF NORTH CAROLINA PC #7054		3	1	25%	4
ADVENTHEALTH NEW SMYRNA BEACH COMMUNITY HEALTH			4	100%	4
CVS OH3393POCT AURORA		3	1	25%	4
MINUTE CLINIC OF KANSAS PA		1	3	75%	4
CVS MA394POCT SEEKONK		4			4
CULLMAN REGIONAL MEDICAL CENTER		3	1	25%	4
CAPE COD HOSPITAL			4	100%	4
MEDEXPRESS URGENT CARE LAVALE		4			4
CARENOW URGENT CARE - WINTER SPRINGS		3	1	25%	4
REGIONAL MEDICAL LAB			4	100%	4
EXTENDICARE HEALTH & REHAB CENTER		4			4
PALM BEACH CANCER INSTITUTE			4	100%	4
MINUTECLINIC DIAGNOSTIC OF VIRGINIA, LLC #1656		4			4
CVS GA2841POCT LAWRENCEVILLE		4			4
MEDEXPRESS URGENT CARE- FORT WORTH N T		4			4
CVS MINUTE CLINIC DIAGNOSTIC OF TEXAS		3	1	25%	4
CELEBRATION PEDIATRICS			4	100%	4
CVS CA8850POCT HUNTINGTON BEACH		3	1	25%	4
MD NOW URGENT CARE - DELRAY WEST			4	100%	4
DEPT OF VA MEDICAL CENTER - RICHMOND		3	1	25%	4
MINUTE CLINIC, LLC #4650		4			4
MEDEXPRESS URGENT CARE - FREDERICK		4			4
NOT GIVEN		1	3	75%	4
AHC of Mckenzie		4			4

COVID-19: testing by laboratory

Data through Mar 2, 2021 verified as of Mar 3, 2021 at 09:25 AM

Data in this report are provisional and subject to change.

The numbers in the table below represent the number of Florida and non-Florida residents for whom test results were received by the Department of Health. A person can be tested by more than one laboratory and can have both positive and negative results. **Therefore, the sum of the numbers in each column will be larger than the total number of people tested.**

Reporting lab	Inconclusive	Negative	Positive	Percent positive	Total
COVENIENT CARE MEDICAL CLINIC			4	100%	4
JFK INTERNAL MEDICINE FACULTY PRACTICE		2	2	50%	4
DEPARTMENT OF HEALTH/ NEW YORK			4	100%	4
MEDEXPRESS URGENT CARE-PASADENA		4			4
ARCPPOINT LABS OF FORT LAUDERDALE, FL CENTRAL		1	3	75%	4
Sunrise Health and Rehabilitation Center			4	100%	4
GENEVA GENERAL HOSPITAL LABORATORY		3	1	25%	4
Kroger 124 - The Little Clinic University		3	1	25%	4
MEDEXPRESS URGENT CARE-SCOTT TOWNSHIP		3	1	25%	4
LAKE FOREST PARK OP CO LLC		4			4
CVS GA7064POCT STOCKBRIDGE		4			4
HUNT CLUB MEDICAL CARE			4	100%	4
INTRACOASTAL LABS INC		4			4
Health Care Center of Jacksonville			4	100%	4
CVS SC2736POCT MURRELLS INLET		4			4
USCG SECTOR ST PETE		1	3	75%	4
Kroger 339 - The Little Clinic Highlands - Bardstown Road		4			4
ACCENT PHYSICIAN SPECIALISTS PA		4			4
CVS CT718POCT ANSONIA		4			4
PRL NYC PANDEMIC RESPONSE LAB			4	100%	4
MEDEXPRESS - NEWARK		4			4
LOUISIANA DEPT. OF HEALTH AND HOSPITALS-INFECTIOUS DISEASE EPI SECTION			4	100%	4
CORIZON HEALTH INC			4	100%	4
FCHC (OB)-DARWIN SQUARE CTR.			4	100%	4
BAYLOR ESOTERIC AND MOLECULAR LAB			4	100%	4
MINUTECLINIC DIAG OF IND, LLC #6910		4			4
Westminster Manor		3	1	25%	4
Mill Valley Care Center		4			4
HARMONIOUS HOME HEALTH, LLC		4			4
CVS GA2236POCT WOODSTOCK		4			4
CVS MA2297677CV BOSTON		4			4
ST. MARY'S HOSPITAL			4	100%	4
SONIC REFERENCE LABORATORY			4	100%	4
CONSOLIDATED LABORATORY SERVICES			4	100%	4
BELLIN HEALTH LAB		1	3	75%	4
CHILDREN'S MEDICAL GROUP		4			4
HARBOUR ISLAND PEDIATRICS LLC			4	100%	4
FRESENIUS MEDICAL CARE			4	100%	4
ARC POINT LABS OF AUSTIN NORTH			4	100%	4
MINUTE CLINIC DIAGNOSTIC MED GRP		3	1	25%	4
MORGAN STANLEY HEALTH CENTER		4			4
LIFEHOPE LABS			4	100%	4
BETH ISRAEL MEDICAL CENTER LABS		4			4
Kroger 959 - The Little Clinic Carmel		4			4
OKLAHOMA STATE UNIVERSITY DIAGNOSTIC LAB			4	100%	4
CAREWELL 202			4	100%	4
MINUTE CLINIC DIAGNOSTIC OF VIRGINIA, LLC #1905		4			4

COVID-19: testing by laboratory

Data through Mar 2, 2021 verified as of Mar 3, 2021 at 09:25 AM

Data in this report are provisional and subject to change.

The numbers in the table below represent the number of Florida and non-Florida residents for whom test results were received by the Department of Health. A person can be tested by more than one laboratory and can have both positive and negative results. **Therefore, the sum of the numbers in each column will be larger than the total number of people tested.**

Reporting lab	Inconclusive	Negative	Positive	Percent positive	Total
DEPARTMENT OF HEALTH AND HUMAN SERVICES		2	2	50%	4
ACCESS RECOVERY SOLUTIONS LLC			4	100%	4
CVS MO5655POCT LIBERTY		1	3	75%	4
LPG PRIMARY CARE AT MATTHEW DRIVE		4			4
CVS CA9715POCT THOUSAND OAKS		4			4
NEULIFE NEUROLOGICAL SERVICES LLC			4	100%	4
CVS NJ2815POCT E BRUNSWICK		3	1	25%	4
CVS SC2269POCT COLUMBIA		3	1	25%	4
CENTERPLACE HEALTH, INC			4	100%	4
MEDICINE SHOPPE #1306 THE		3	1	25%	4
MINUTECLINIC DIAGNOSTIC OF OHIO #4401		4			4
AIREVAC INTERNATIONAL		4			4
CELERION			4	100%	4
CVS PA813POCT RICHBORO		4			4
Bon Secours Place		3	1	25%	4
SIGNATURE CARE EMERGENCY CENTER		2	2	50%	4
WALGREENS #07034		4			4
AFFINITY URGENT CARE			4	100%	4
IMMUNOGENOMICS LLC		1	3	75%	4
MEDICAL CENTER ENTERPRISE			4	100%	4
Grace Rehabilitation of Vero Beach		4			4
ELDER ALTERNATIVES INC		3	1	25%	4
MINUTECLINIC DIAGNOSTIC OF WISCONSIN, LLC		4			4
CLINICAL PATHOLOGY LABORATORIES			4	100%	4
CVS TN4624POCT KNOXVILLE		3	1	25%	4
SOUTH FLORIDA RESEARCH ORGANIZATION			4	100%	4
State Lab Unspecifd			4	100%	4
EXPRESS TESTING-ONE			4	100%	4
REELFOOT FAMILY WALK IN CLINIC		3	1	25%	4
Oakwood - North Baldwins Center for Living		4			4
MEDEXPRESS URGENT CARE - TEAYS VALLEY		3	1	25%	4
MIAMI COMMUNITY HEALTH CENTER INC		1	3	75%	4
ADVENTHEALTH MEDICAL GROUP PEDIATRICS		1	3	75%	4
MEDEXPRESS URGENT CARE - LOGAN		4			4
MINUTECLINIC DIANOSTIC OF VIRGINA, LL		3	1	25%	4
HIRAM COLLEGE HEALTH CENTER (ABBOTT)		4			4
OMNICARE PHARMACY OF TEXAS 1		4			4
CULLMAN REGIONAL URGENT CARE		3	1	25%	4
BNR PHARMACY INC		4			4
LPG PRIMARY CARE AT COLONIAL CENTER DRIVE		3	1	25%	4
STEUBEN COUNTY PUBLIC HEALTH		4			4
THE OASIS ALF		4			4
EPI			4	100%	4
CRESTAR LABS		2	2	50%	4
PINELLAS POINT NURSING AND REHAB			4	100%	4
MEMORIAL HEALTHCARE SYSTEM		1	3	75%	4
OHSU MOLECULAR MICROBIOLOGY LAB		3	1	25%	4

COVID-19: testing by laboratory

Data through Mar 2, 2021 verified as of Mar 3, 2021 at 09:25 AM

Data in this report are provisional and subject to change.

The numbers in the table below represent the number of Florida and non-Florida residents for whom test results were received by the Department of Health. A person can be tested by more than one laboratory and can have both positive and negative results. **Therefore, the sum of the numbers in each column will be larger than the total number of people tested.**

Reporting lab	Inconclusive	Negative	Positive	Percent positive	Total
MINUTECLINIC DIAGNOSTIC OF SC, LLC #4		4			4
DAVENPORT PEDIATRICS CLERMONT PA		2	2	50%	4
SHARP MEMORIAL HOSPITAL MICROBIOLOGY DEPT			4	100%	4
MINUTECLINIC DIAGNOSTIC OF TN PC #240		4			4
SELECT PHYSICIANS ALLIANCE PL		4			4
MINUTE CLINIC #8979		4			4
SUMNER REGIONAL MEDICAL CENTER		3	1	25%	4
MEDEXPRESS URGENT CARE PLEASANT HILLS		3	1	25%	4
VENICE REGIONAL MEDICAL CENTER			4	100%	4
TREASURE COAST URGENT & FAMILY CARE			4	100%	4
MEDEXPRESS URGENT CARE - MARKHAM STREE		3	1	25%	4
Heartland of Boynton Beach			4	100%	4
CAPTAIN JAMES A. LOVELL FEDERAL HEALTHCARE CENTER			4	100%	4
CVS NJ836POCT RUNNEMEDE		4			4
OURMED		3	1	25%	4
PARADIGM LABORATORIES			4	100%	4
EMORY UNIVERSITY HOSPITAL		1	3	75%	4
ASCENDI HOME HEALTH AGENCY INC			4	100%	4
SOUTHWESTERN REGIONAL MEDICAL CENTER - TULSA		4			4
OHIO CVS STORES		3	1	25%	4
RML PHARMACY PC		4			4
PORT ORANGE NURSING & REHAB			4	100%	4
LIFE CARE HOME HEALTH SERVICES LLC		1	3	75%	4
SIGNATURE CARE MONTROSE		2	2	50%	4
MINUTE-CLINIC DIAGNOSTIC OF VIRGINIA,		4			4
CARE ONE PRIMARY CARE			4	100%	4
MEDEXPRESS URGENT CARE - YORK		1	3	75%	4
CVS NV9841POCT RENO		2	2	50%	4
JOSEF SCHENKER, MD, PC		4			4
VIDANT MEDICAL CENTER			4	100%	4
WESLEY CHAPEL INTERNAL MEDICINE AND PEDIATRICS			4	100%	4
CALIFORNIA DEPARTMENT OF PUBLIC HEALTH			4	100%	4
UNIVERSITY OF WASHINGTON MEDICAL CENTER (UWMC) EMERGENCY DEPT.			4	100%	4
Millennium Nursing & Rehab Center		4			4
HENDRY/GLADES COUNTY HEALTH DEPARTMENT		3	1	25%	4
OVIEDO CHILDRENS HEALTH CENTER LLC		1	3	75%	4
HARBORCHASE OF VILLAGES CROSSING			4	100%	4
MINUTECLINIC DIAG OF IND LLC #1367		4			4
SOUTH FLORIDA PEDIATRIC PARTNERS			4	100%	4
CVS OH3080POCT HUBER HEIGHTS		4			4
CVS NC2313POCT RALEIGH		3	1	25%	4
ROAN DRUG COMPANY LLC		4			4
GILCHRIST COUNTY HEALTH DEPT			4	100%	4
COMPREHENSIVE CLINICAL RESEARCH, LLC			4	100%	4
ADVANCED PEDIATRICS OF BOCA LLC			4	100%	4
NAVAL MEDICAL CENTER SAN DIEGO			4	100%	4
CVS TN7698POCT KNOXVILLE		4			4

COVID-19: testing by laboratory

Data through Mar 2, 2021 verified as of Mar 3, 2021 at 09:25 AM

Data in this report are provisional and subject to change.

The numbers in the table below represent the number of Florida and non-Florida residents for whom test results were received by the Department of Health. A person can be tested by more than one laboratory and can have both positive and negative results. **Therefore, the sum of the numbers in each column will be larger than the total number of people tested.**

Reporting lab	Inconclusive	Negative	Positive	Percent positive	Total
DISCOVERY VILLAGE AT DEERWOOD			4	100%	4
INVERNESS FAMILY CARE HIGH RISK PLLC			4	100%	4
PELICAN LANDING		1	3	75%	4
DYNACARE LABORATORIES			4	100%	4
SANFORD SOUTH UNIVERSITY		4			4
GENUS DIAGNOSTICS			4	100%	4
SYNEXUS CLINICAL RESEARCH US INC		2	2	50%	4
WALGREENS #10972	1	3			4
KENTUCKY CABINET FOR HEALTH AND FAMILY SERVICES			4	100%	4
BIOREFERENCE LABORATORIES			4	100%	4
CVS IL8747POCT CHICAGO		4			4
MINUTECLINIC OF NEVADA-2955 S FT APACH		4			4
BUCKINGHAM PLACE ALF		4			4
MEMORIAL HEALTH CARE SYSTEMS			4	100%	4
COURTYARD GARDENS OF BOYNTON BEACH, LLC		1	3	75%	4
BAPTIST HEALTH MEDICAL CENTER			4	100%	4
MEDEXPRESS URGENT CARE SHADYSIDE		3	1	25%	4
MINUTECLINIC, LLC #1452		4			4
WINCHESTER MEDICAL CENTER			4	100%	4
UF HEALTH PATHOLOGY LABORATORIES			4	100%	4
FIFTH AVENUE PEDIATRICS		3	1	25%	4
TRIDENT BIOMETRICS		3	1	25%	4
BEECHTREE MOLECULAR LAB LLC			4	100%	4
GRAND VILLA OF LAKELAND		4			4
CVS NC5532POCT SUMMERFIELD		4			4
MEDEXPRESS URGENT CARE - HOLLINS		4			4
CONSULATE HEATH CARE AT WEST ALTAMONTE			4	100%	4
UNC HOSPITAL/MCLENDON CLINICAL LABORATORIES			4	100%	4
CVS PA1671POCT LANCASTER		4			4
MEDEXPRESS URGENT CARE - PRINCETON		4			4
FLORIDA HEART AND VASCULAR			4	100%	4
CELAL GUROL ERBAY, MD			4	100%	4
MAINE DEPARTMENT OF HEALTH AND HUMAN SERVICES			4	100%	4
CVS MA2172POCT NORTH GRAFTON		4			4
PHYSICIANS IMMEDIATE CARE AURORA			4	100%	4
CAPITAL HEALTH LABORATORY INC			4	100%	4
CVS GA2108POCT NORCROSS		2	2	50%	4
TRUE HEALTH- HOFFNER		3	1	25%	4
ManorCare Health Services Camp Hill		4			4
GUTHRIE MEDICAL GROUP - CORNING		3	1	25%	4
BENEVA LAKES HEALTHCARE & REHAB CENTER			4	100%	4
CVS MINUTE CLINIC DIAGNOSTIC OF KANSAS, PA		4			4
MINUTECLINIC DIAGNOSTIC MED GRP OF SAN		3	1	25%	4
ADVENT HEALTH - TUSKAWILLA		4			4
INDUSTRY LAB DIAGNOSTIC PARTNERS			4	100%	4
MINUTECLINIC, LLC #5707		4			4
POWERS PEDIATRICS			4	100%	4

COVID-19: testing by laboratory

Data through Mar 2, 2021 verified as of Mar 3, 2021 at 09:25 AM

Data in this report are provisional and subject to change.

The numbers in the table below represent the number of Florida and non-Florida residents for whom test results were received by the Department of Health. A person can be tested by more than one laboratory and can have both positive and negative results. **Therefore, the sum of the numbers in each column will be larger than the total number of people tested.**

Reporting lab	Inconclusive	Negative	Positive	Percent positive	Total
TMH PHYSICIAN PARTNERS SOUTHWOOD		1	3	75%	4
SunTerrace Health Care Center		3	1	25%	4
GUIDANCE / CARE CENTER, INC		4			4
THE LITTLE CLINIC			4	100%	4
PANCARE HEALTH YOUNGSTOWN			4	100%	4
UNIVERISTY OF MIAMI			4	100%	4
MERCY URGENT CARE			4	100%	4
MINUTE CLINIC DIAGNOSTIC OF VIRGINIA, LLC #7543		4			4
HOME DOCS		2	2	50%	4
DEVEREUX FLORIDA CHILDRENS CENTER			4	100%	4
CVS TX7821POCT LEAGUE CITY		4			4
MEDEXPRESS - NEW CASTLE, DUPONT HWY		4			4
CARDIOTHORACIC SURGERY OF HYDE PARK			4	100%	4
ADVANCED URGENT CARE LLC		1	3	75%	4
FLORIDA CANCER SPECIALISTS AND RESEARCH		2	2	50%	4
CVS TN2179POCT MURFREESBORO		4			4
ST PETE DIRECT PRIMARY CARE		2	2	50%	4
CFP PHYSICIANS GROUP			4	100%	4
Calusa Harbour			4	100%	4
FLORIDA HOSPITAL ALTAMONTE		2	2	50%	4
CLINICAL LABORATORIES OF THE BUFFALO		3	1	25%	4
MEDEXPRESS URGENT CARE HUNTINGTON		4			4
CENTRAL JERSEY URGENT CARE OF EATONTOW		4			4
ASCENSION ST VINCENT'S MEDICAL CENTER		3	1	25%	4
ALVARO J DANGOND MD PA		4			4
CVS CA9113POCT CHULA VISTA		4			4
NORTH OKALOOSA CLINIC CORP		1	3	75%	4
APOPKA FAMILY HEALTH CENTER		3	1	25%	4
ALLIANCE PEDIATRICS PA			4	100%	4
PARADISE VILLA ALF INCORPORATED		3			3
HILLVIEW LABORATORY			3	100%	3
CVS MI8049POCT WATERFORD		3			3
ADVANCED MEDICAL RESEARCH CENTER LLC			3	100%	3
ORLANDO FAMILY PHYSICIANS INC			3	100%	3
CENTRAL DUPAGE HOSPITAL			3	100%	3
PREMIER FAMILY AND SPORTS MEDICINE		2	1	33%	3
CVS MD1515POCT LEONARDTOWN		2	1	33%	3
AIRPORT CLINIC			3	100%	3
CVS PHARMACY INC DBA CVS/PHARMACY #10908		3			3
MEDEXPRESS URGENT CARE, CHAMBERSBURG		2	1	33%	3
Kroger 635 - The Little Clinic Dacula		3			3
LITTLE SPURS PEDIATRIC URGENT CARE		1	2	67%	3
CAPTIAL REGIONAL MEDICAL CENTER			3	100%	3
LEE CONVENIENT CARE AT SUMMERLIN			3	100%	3
KINGS BAY PEDIATRICS LLC			3	100%	3
PUBLIC HEALTH TRUST OF MIAMI DADE COUNTY			3	100%	3
MEDEXPRESS URGENT CARE - WAXAHACHIE, N HIGHWAY 77		1	2	67%	3

COVID-19: testing by laboratory

Data through Mar 2, 2021 verified as of Mar 3, 2021 at 09:25 AM

Data in this report are provisional and subject to change.

The numbers in the table below represent the number of Florida and non-Florida residents for whom test results were received by the Department of Health. A person can be tested by more than one laboratory and can have both positive and negative results. **Therefore, the sum of the numbers in each column will be larger than the total number of people tested.**

Reporting lab	Inconclusive	Negative	Positive	Percent positive	Total
ONslow MEMORIAL HOSPITAL LABORATORY		3			3
US SPECIALTY LABS			3	100%	3
CORTLAND REGIONAL MEDICAL CENTER		3			3
WELLSTAR KENNESTONE HOSPITAL			3	100%	3
CVS IN6757POCT COLUMBUS		3			3
INTERNAL MEDICINE & PEDIATRICS WELLNESS CENTER			3	100%	3
INTERNAL MEDICINE AND WOUND CARE SPECIALIST LLC		3			3
TARRANT COUNTY PUBLIC HEALTH		3			3
MIDWAY SPECIALTY CARE RX LLC		1	2	67%	3
CVS PA1379POCT LANSDALE		3			3
ESTERO FIRE RESCUE		3			3
BETTERMED URGENT CARE			3	100%	3
BAPTIST OUTPATIENT SERVICES			3	100%	3
ADVANCED PEDIATRICS			3	100%	3
ST LUKES HOSPITAL LABORATORY		2	1	33%	3
MEDICAL CITY DALLAS HOSPITAL			3	100%	3
QUEST DIAGNOSTICS CLINICAL LABORATORIES INC		2	1	33%	3
HELIX LW UC		1	2	67%	3
CVS MA1852POCT MEDWAY		3			3
CVS KS676POCT LAWRENCE		2	1	33%	3
CVS OH3458POCT BEAVERCREEK		3			3
HELIX MEDICAL CENTERS		1	2	67%	3
MEDEXPRESS URGENT CARE NORWIN		3			3
CROWNE HEALTH CARE OF FORT PAYNE		2	1	33%	3
ADRIANA M CASTRO MD PA		3			3
LEE MEMORIAL HEALTH SYSTEM D/B/A		1	2	67%	3
BAPTIST PRIMARY CARE FERNANDINA BEACH			3	100%	3
BRENTWOOD SENIOR LIVING AT ST PETE			3	100%	3
NORTHERN LIGHT LABORATORY		1	2	67%	3
WALGREENS NO 19542		3			3
FLORIDA HOSPITAL PHYSICIANS GROUP		1	2	67%	3
FLORIDA HOSPITAL LABORATORIES		3			3
OHIO HEALTH DOCTORS HOSPITAL			3	100%	3
BAPTIST HOSPITAL NURSING/PATIENT CARE			3	100%	3
THOMAS LANGLEY			3	100%	3
MINUTECLINIC DIAGNOSTIC OF VIRGINIA, LLC #1416		3			3
WAL-MART STORES EAST LP		2	1	33%	3
MINUTECLINIC, LLC #09202		2	1	33%	3
NEWSTAR MEDICAL LABORATORIES		3			3
AUSTIN PUBLIC HEALTH			3	100%	3
FHPG TAMPA PRIMARY CARE			3	100%	3
VELOCITY CARE			3	100%	3
CVS MD4371POCT OCEAN CITY		3			3
TUFTS MEDICAL CENTER			3	100%	3
PINELLAS PARK HEALTH CENTER - PINELLAS CHD		1	2	67%	3
GYN PATH SERVICES			3	100%	3
CUMBERLAND MEDICAL CENTER INC		3			3

COVID-19: testing by laboratory

Data through Mar 2, 2021 verified as of Mar 3, 2021 at 09:25 AM

Data in this report are provisional and subject to change.

The numbers in the table below represent the number of Florida and non-Florida residents for whom test results were received by the Department of Health. A person can be tested by more than one laboratory and can have both positive and negative results. **Therefore, the sum of the numbers in each column will be larger than the total number of people tested.**

Reporting lab	Inconclusive	Negative	Positive	Percent positive	Total
BLACK STALLION WALK IN AND EXERCISE CLINICS LLC		1	2	67%	3
ESCO DRUG CO INC		3			3
SEMINOLE FAMILY HEALTH CENTER		3			3
HEARTLAND - CHARLESTON OF HANAHAN SC,		3			3
NEMOURS CHILDRENS PRIMARY CARE MAITLAND			3	100%	3
ST. LUKE'S HOSPITAL - BETHLEHEM CAMPUS		1	2	67%	3
SOUTH COUNTY MENTAL HEALTH CENTER INC			3	100%	3
COVENANT PEDIATRICS		1	2	67%	3
ATLANTIC SURGERY CENTER OF JACKSONVILLE BEACH		3			3
PATHOLOGY REFERENCE LAB LLC			3	100%	3
SUNDALE NURSING HOME		3			3
CVS PA1193POCT JENKINTOWN		3			3
MONTEFIORE MEDICAL CENTER LABS MONTEFIORE		2	1	33%	3
HOPE HEALTH CARE, LLC		3			3
MEDEXPRESS URGENT CARE - RICHMOND, W BROAD ST		3			3
WINDER NURSING INC DBA WINDER HEALTH CARE		3			3
MID FLORIDA CLINICAL LABORATORY		2	1	33%	3
OWL NOW URGENT CARE			3	100%	3
BRADENTON PHYSICIAN MEDICAL CENTER			3	100%	3
SHANDS AT LAKE SHORE LAB		1	2	67%	3
FAMILY FIRST PEDIATRICS			3	100%	3
TERRACE OF ST CLOUD, THE		2	1	33%	3
LIFE CARE CENTER OF SKAGIT VALLEY		3			3
SUMMIT MEDICAL GROUP - WEST ORANGE		3			3
LEESBURG REGIONAL MEDICAL CENTER URGENT CARE			3	100%	3
NORTH NAPLES HOSPITAL RESPIRATORY THERAPY DEPARTMENT			3	100%	3
NASSAU COUNTY HEALTH DEPARTMENT		3			3
MD ANDERSON CANCER CENTER DI BAY AREA			3	100%	3
STUYVESANT URGENT CARE		3			3
BROOME COUNTY HEALTH DEPARTMENT		2	1	33%	3
NASSAU COUNTY HEALTH DEPARTMENT-FERNANDINA BEACH C		3			3
PROGRESS PHARMACY INC			3	100%	3
Westside Terrace		3			3
NYU WINTHROP LABORATORY		3			3
UNIVERISTY OF MEMPHIS ATHLETIC TRAINI		3			3
BROOKDALE SENIOR LIVING			3	100%	3
SMOKY MOUNTAIN URGENT CARE AND FAMILY MEDICINE CENTER			3	100%	3
CVS MINUTE CLINIC DIAGNOSTIC MED GRP OF CAL		3			3
HOMELAND CENTER		3			3
TRUE HEALTH - LAKE UNDERHILL		3			3
PLAINVIEW PRIMARY CARE		3			3
HARBORCHASE OF GAINESVILLE			3	100%	3
MINUTECLINIC, LLC #05814		3			3
OPTUM OF RED ROAD		3			3
SIGNATURE CARE PFLUGERVILLE			3	100%	3
MOULTRIE CREEK NURSING AND REHAB			3	100%	3
DOCTOR 4 U CLINIC		1	2	67%	3

COVID-19: testing by laboratory

Data through Mar 2, 2021 verified as of Mar 3, 2021 at 09:25 AM

Data in this report are provisional and subject to change.

The numbers in the table below represent the number of Florida and non-Florida residents for whom test results were received by the Department of Health. A person can be tested by more than one laboratory and can have both positive and negative results. **Therefore, the sum of the numbers in each column will be larger than the total number of people tested.**

Reporting lab	Inconclusive	Negative	Positive	Percent positive	Total
SPARROW CENTRAL LAB			3	100%	3
ST LUCIE COUNTY HEALTH DEPARTMENT		2	1	33%	3
KETAMINE HEALTH CENTERS AT BONITA SPRINGS, LLC		3			3
NEMOURS CHILDRENS PRIMARY CARE HORIZON WEST			3	100%	3
CENTRAL JERSEY URGENT CARE OF BROWN MI		3			3
COL CROSSROAD		1	2	67%	3
FIRST CARE - MIDDLESBORO			3	100%	3
WINKLER COURT		2	1	33%	3
NORTH CAROLINA DEPT OF HEALTH & HUMAN SRVCS STATE LAB OF PUBLIC HEALTH			3	100%	3
ST JOSEPH'S HOSPITAL NORTH LABORATORY			3	100%	3
HARBOUR'S EDGE		2	1	33%	3
ACL LABORATORIES INDUSTRIAL TOXICOLOGY			3	100%	3
NORTHCREST MEDICAL CENTER		1	2	67%	3
NDX-CORE LAB			3	100%	3
MEDICAL UNIVERSITY SC HOSPITAL			3	100%	3
Wynfield Park Health and Rehabilitation		3			3
BOLING, STEPHANIE		3			3
CVS NJ715POCT WAYNE		3			3
CVS NJ862POCT MARLBORO		3			3
ADVANCED HEART CARE OF SOUTH FLORIDA		3			3
MARTHA A PRICE MD PA		1	2	67%	3
2412 LEBANON PIKE		2	1	33%	3
BROOKDALE LAKE MARY			3	100%	3
MARION COUNTY FIRE RESCUE		3			3
LAURELLWOOD NURSING CENTER		1	2	67%	3
THE CLINIC OF PEDIATRICS & GI MEDICINE, INC			3	100%	3
CVS OH6123POCT CINCINNATI		2	1	33%	3
MONTANA PUBLIC HEALTH LAB			3	100%	3
MINUTECLINIC DIAG OF IND, LLC #8645		3			3
ELITE PRIMARY CARE OF WAYCROSS			3	100%	3
CELEBRATION PRIMARY CARE ASSOCIATES LLC		3			3
MED FUSION			3	100%	3
NOVANT HEALTH PRESBYTERIAN		2	1	33%	3
MINUTECLINIC DIAG OF IND, LLC #5369		2	1	33%	3
FELICIDAD MEDICAL CENTER INC			3	100%	3
LEGACY ER AND URGENT CARE			3	100%	3
NASSAU UNIVERSITY MEDICAL CENTER DEPT		2	1	33%	3
AKRON GENERAL MEDICAL CENTER MAIN		3			3
ADVANCED URGENT CARE CENTER OF THE UPPER KEYS		1	2	67%	3
JOHNNIE RUTH CLARKE LAB			3	100%	3
MEDEXPRESS URGENT CARE-CLOQUET		3			3
MINUTECLINIC LLC #5176			3	100%	3
Broadview Multi-Care Center		3			3
CLINICA HISPANIA			3	100%	3
PROHEALTH PRIMARY CARE - GLEN OAKS		3			3
MOBIL LAB FOR ALL INC		3			3
ORLANDO REGIONAL HEALTH SERVICES		1	2	67%	3

COVID-19: testing by laboratory

Data through Mar 2, 2021 verified as of Mar 3, 2021 at 09:25 AM

Data in this report are provisional and subject to change.

The numbers in the table below represent the number of Florida and non-Florida residents for whom test results were received by the Department of Health. A person can be tested by more than one laboratory and can have both positive and negative results. **Therefore, the sum of the numbers in each column will be larger than the total number of people tested.**

Reporting lab	Inconclusive	Negative	Positive	Percent positive	Total
CVS IN3975POCT JEFFERSONVILLE		2	1	33%	3
EAST TENNESSEE CHILDREN'S HOSPITAL		2	1	33%	3
ORCHID COVE DAYTONA			3	100%	3
WELLMED AT APOLLO BEACH BLVD		1	2	67%	3
MEADOWS AT CYPRESS GARDENS, THE		3			3
MAYO		1	2	67%	3
H/L of WEst AShley Rhabilitation and Nursing Center		3			3
MINUTECLINIC DIAGNOSTIC MED GRP OF ORA		2	1	33%	3
UHEALTH JACKSON URGENT CARE - CUTLER BAY		1	2	67%	3
Marian Manor, Inc		3			3
Walgreens #5984		3			3
MINUTECLINIC DIAGNOSTIC OF OHIO #6147		2	1	33%	3
MINUTECLINIC DIAG OF IND LLC #6840		3			3
LAKESIDE HOSPITAL BELLE GLADE			3	100%	3
COVANCE CLS			3	100%	3
Kroger 186 - The Little Clinic Holiday Manor		2	1	33%	3
SURETOX LABORATORY LLC		2	1	33%	3
MINUTECLINIC 7196		2	1	33%	3
COASTAL SKIN SURGERY AND DERMATOLOGY PL		3			3
SUN TERRACE HEALTH CARE CENTER			3	100%	3
LRHS Florida Poly Tech		3			3
CLINICAL CARE ASSOCIATES, INC			3	100%	3
SCHIFF CENTER FOR LIVER DISEASES		1	2	67%	3
WEXFORD HEALTH SOURCES INC		3			3
SANFORD MOBILE LAB			3	100%	3
TRIPLE O MEDICAL SERVICES INC		2	1	33%	3
COOPER UNIVERSITY HOSPITAL LABORATORY		2	1	33%	3
320 S TRANSIT ST		3			3
VA OUTPATIENT CLINIC-NEW PORT RICHEY			3	100%	3
BRANDON REGIONAL EMERGENCY CTR			3	100%	3
MINUTECLINIC DIAG OF IND, LLC #6648		2	1	33%	3
BROOKDALE OAKBRIDGE		1	2	67%	3
MINUTECLINIC DIAGNOSTIC OF VIRGINIA, LLC		3			3
SENTARA NORFOLK GENERAL HOSPITAL CENTRAL LAB			3	100%	3
LONGWOOD FAMILY MEDICINE		1	2	67%	3
URGENT CARE OF THE SMOKIES			3	100%	3
Medilodge of Montrose		3			3
TAMPA		1	2	67%	3
TAYLOR MANOR		1	2	67%	3
MEDEXPRESS - WILMINGTON CONCORD PIKE		2	1	33%	3
PRISMA HEALTH MIDLANDS			3	100%	3
DEPARTMENT OF HEALTH AND ENVIRONMENTAL CONTROL			3	100%	3
LIVINGSTON COUNTY DEPT OF HEALTH REPRO			3	100%	3
MINNEOLA PLACE A HOMEBRIDGE COMMUNITY		3			3
PARRISH MEDICAL CENTER-WAIVED TESTING		3			3
IOWA DEPARTMENT OF PUBLIC HEALTH			3	100%	3
BAPTIST HOSPITAL EMPLOYEE HEALTH OFF			3	100%	3

COVID-19: testing by laboratory

Data through Mar 2, 2021 verified as of Mar 3, 2021 at 09:25 AM

Data in this report are provisional and subject to change.

The numbers in the table below represent the number of Florida and non-Florida residents for whom test results were received by the Department of Health. A person can be tested by more than one laboratory and can have both positive and negative results. **Therefore, the sum of the numbers in each column will be larger than the total number of people tested.**

Reporting lab	Inconclusive	Negative	Positive	Percent positive	Total
CVS M08555POCT KANSAS CITY		3			3
HALIFAX HEALTH CARE FOR WOMEN		3			3
PATIENT FIRST - ALLENTOWN			3	100%	3
CVS RI326POCT NORTH SMITHFIELD		3			3
RICHMOND CITY DEPARTMENT OF PUBLIC HEALTH			3	100%	3
NORTH SHORE HOSP. INFECTION CONTROL			3	100%	3
SOFTCELL L-FORM LABORATORIES, LLC			3	100%	3
LAKE MARY PEDIATRICS			3	100%	3
Kroger 627 - The Little Clinic Castleberry		2	1	33%	3
ADVENT HEALTH - CENTRAL PASCO ER			3	100%	3
VICAR'S LANDING NURSING HOME		2	1	33%	3
CVS IN5696POCT FORT WAYNE		3			3
FLORIDA MENTOR-POINT WEST CLUSTER		3			3
MALABAR FAMILY PRACTICE		1	2	67%	3
BNC Medical Investors, LLC Berrien Nursing & Rehabilitation Center		3			3
Bethany Health and Rehab		3			3
FIRST PHYSICIANS GROUP - LORRAINE CORNERS		3			3
MEDEXPRESS URGENT CARE - WALDORF, CRAIN HWY		3			3
HARBORCHASE OF STUART			3	100%	3
VIRGINIA DEPARTMENT OF HEALTH DIVISION OF			3	100%	3
HCR ManorCare Greentree		3			3
BAYSIDE URGENT CARE CENTER INC			3	100%	3
ADVENTHEALTH SEBRING- INFECTION CONTROL DEPARTMENT			3	100%	3
MEDEXPRESS URGENT CARE-HERSHEY		2	1	33%	3
FLORIDA MEDICAL CLINIC -INTERNAL MED DADE CITY			3	100%	3
CVS GA3766POCT DACULA		1	2	67%	3
LEXINGTON MEDICAL CENTER		1	2	67%	3
CORTLAND COUNTY HEALTH DEPARTMENT		3			3
NEW YORK STATE DEPARTMENT OF HEALTH		1	2	67%	3
BRIGHAM AND WOMEN'S HOSPITAL			3	100%	3
Bainbridge Health and Rehab		3			3
SCRIPPS CLINIC MEDICAL			3	100%	3
CENTURY LINK SPORTS COMPLEX			3	100%	3
WALGREENS #07502		3			3
MERCY HOSPITAL			3	100%	3
CVS OH6149POCT UPPER ARLINGTON		1	2	67%	3
MPG JACKSONVILLE ATLANTIC BLVD		1	2	67%	3
WEST TN HEALTH MED NORTH		3			3
SOUTH MIAMI HOSPITAL			3	100%	3
NORTHWEST FLORIDA CLINICAL LAB		1	2	67%	3
CAMPAZZI CONCIERGE MEDICAL SERVICES		2	1	33%	3
COVID PROCESSING SITE			3	100%	3
MEDFIRST URGENT CARE			3	100%	3
CVS NJ837POCT MARLTON		3			3
Kroger 388 - The Little Clinic Braelinn Village		3			3
Kroger 125 - The Little Clinic Castle Rock		2	1	33%	3
CVS NC7548POCT FUQUAY VARINA		2	1	33%	3

COVID-19: testing by laboratory

Data through Mar 2, 2021 verified as of Mar 3, 2021 at 09:25 AM

Data in this report are provisional and subject to change.

The numbers in the table below represent the number of Florida and non-Florida residents for whom test results were received by the Department of Health. A person can be tested by more than one laboratory and can have both positive and negative results. **Therefore, the sum of the numbers in each column will be larger than the total number of people tested.**

Reporting lab	Inconclusive	Negative	Positive	Percent positive	Total
EXETER HOSPITAL		3			3
COASTAL LABORATORIES OF FLORIDA			3	100%	3
MINUTECLINIC MINUTECLINIC #3665		3			3
MEDEXPRESS URGENT CARE - LITTLE ROCK		2	1	33%	3
MEDEXPRESS URGENT CARE-CHIPPEWA		2	1	33%	3
CANOPY PEDIATRICS		3			3
YATES COUNTY PUBLIC HEALTH		3			3
MT CARMEL PHARMACY INC		3			3
FLAGLER FAMILY MEDICINE PA			3	100%	3
ADVENT HEALTH MEDICAL GROUP FAMILY MEDICINE			3	100%	3
UNIVERSITY OF KANSAS MEDICAL CENTER			3	100%	3
ENCOMPASS HEALTH REHABILITATION OF ALTAMONTE			3	100%	3
VILLAGES HEALTH, THE		3			3
CAREHERE LLC			3	100%	3
MINUTE CLINIC LLC #0169		3			3
Gracemore Nursing and Rehab		3			3
DACH MAIN LAB			3	100%	3
CVS MINUTE CLINIC DIAGNOSTIC MED GRP		3			3
QUALITY LABORATORY SERVICE		2	1	33%	3
NORTH DAKOTA DEPT OF HEALTH MICROBIOLOGY		1	2	67%	3
SCIENTIFIC LABORATORY DIVISION			3	100%	3
MEDEXPRESS URGENT CARE - WEST ST PAUL, ROBERT ST S		3			3
DOUGLASVILLE NURSING AND REHABILITATIO		3			3
CLINICAL CARE CENTER, INC			3	100%	3
UNITY HEALTH AND REHABILITATION CENTER			3	100%	3
BAYCARE MEDICAL GROUP, INC		3			3
CVS NV2928POCT LAS VEGAS		3			3
PROPATH			3	100%	3
MEDEXPRESS URGENT CARE-ARLINGTON		2	1	33%	3
PROMPT CARE OF CENTRAL FLORIDA LLC			3	100%	3
MEDEXPRESS URGENT CARE MARTINSBURG		2	1	33%	3
MEDEXPRESS URGENT CARE - NORTH LITTLE		2	1	33%	3
ST VINCENTS AMBULATORY CARE INC		1	2	67%	3
Life Care Center of Citrus County		2	1	33%	3
COMMUNICABLE DISEASE CONTROL/PUBLIC HEALTH EMERGENCY PREPAREDNESS			3	100%	3
VA PRIMARY CARE ANNEX			3	100%	3
MEDICAL CENTER OF THE ROCKIES			3	100%	3
IVY CREEK URGENT CARE OF ENTERPRISE			3	100%	3
LPG PEDIATRICS AT LEHIGH ACRES		2	1	33%	3
MURFREESBORO MEDICAL CLINIC		3			3
WHITE EARTH IHS MAIN LAB		3			3
CVS IN6713POCT BLOOMINGTON		3			3
BLACKWATER RIVER			3	100%	3
DELAWARE PUBLIC HEALTH LABORATORY		1	2	67%	3
INSPIRA MEDICAL CENTER VINELAND LAB		2	1	33%	3
OHIO DEPARTMENT OF HEALTH LABORATORY		2	1	33%	3
TMH PHYSICIAN PARTNERS BLOUNTSTOWN			3	100%	3

COVID-19: testing by laboratory

Data through Mar 2, 2021 verified as of Mar 3, 2021 at 09:25 AM

Data in this report are provisional and subject to change.

The numbers in the table below represent the number of Florida and non-Florida residents for whom test results were received by the Department of Health. A person can be tested by more than one laboratory and can have both positive and negative results. **Therefore, the sum of the numbers in each column will be larger than the total number of people tested.**

Reporting lab	Inconclusive	Negative	Positive	Percent positive	Total
ASPEN VALLEY HOSPITAL			3	100%	3
VIRGINIA DIVISION OF CONSOLIDATED LABORATORIES			3	100%	3
MICHIGAN HEALTH CLINIC LABORATORIES		2	1	33%	3
LOYOLA UNIVERSITY MEDICAL CENTER LABORATORY			3	100%	3
CVS HEALTH, #1994		2	1	33%	3
JS HEALTHCARE		2	1	33%	3
BARONESS ERLANGER HOSPITAL		3			3
NONA PEDIATRIC CENTER			3	100%	3
AVANTE INVERNESS		1	2	67%	3
MEDEXPRESS URGENT CARE, HERMITAGE		1	2	67%	3
CLEARWATER		2	1	33%	3
NORTH BROWARD HOSPITAL DISTRICT HEALTHCARE FOR THE HOMELESS			3	100%	3
MEDICAL SERVICES OF AMERICA HOME HEALTH		3			3
MONROE URGENT CARE		2	1	33%	3
SUPER HEALTH PHARMACY LLC		3			3
GRADY MEMORIAL HOSPITAL/MICRO			3	100%	3
LEVY COUNTY DEPT. OF PUBLIC SAFETY		1	2	67%	3
Fort Gaines Health and Rehab		3			3
PREMIER PEDIATRICS			3	100%	3
CTRS			3	100%	3
ROANE MEDICAL CENTER		2	1	33%	3
CGH MEDICAL CENTER			3	100%	3
GAINESVILLE PEDIATRIC ASSOCIATES			3	100%	3
MANATEE URGENT CARE LLC			3	100%	3
STRINGFELLOW MEMORIAL HOSPITAL		3			3
CENTRAL JERSEY URGENT CARE		3			3
GREATER MOBILE URGENT CARE – SPRINGHILL			3	100%	3
LOCH HAVEN PEDIATRICS			3	100%	3
GREENTREE MEDICAL CENTER			3	100%	3
MINUTECLINIC DIAGNOSTICS OF IND LLC		1	2	67%	3
OPENTRONS PRL		2	1	33%	3
Englewood Health and Rehab			3	100%	3
ACCESS HEALTH CARE		2	1	33%	3
VIRTUA MEMORIAL HOSPITAL BURLINGTON COUNTY		1	2	67%	3
LEE MEMORIAL HOSPITAL BLOOD GAS LAB			3	100%	3
RAPID CITY RUGENT CARE			3	100%	3
ADVICE FOR OPTIMAL WELLNESS, INC			3	100%	3
LUVERNE HEALTH AND REHABILITATION		3			3
AMI ST FRANCIS HOSPITAL LABORATORY		2	1	33%	3
CVS NC2771POCT CLAYTON		2	1	33%	3
CVS MO4850POCT SPRINGFIELD		3			3
BLUE SPRINGS SURGERY CENTER		3			3
CLARA MAASS TRANSITIONAL CARE UNIT		3			3
MEDEXPRESS URGENT CARE - WILKES BARRE		2	1	33%	3
CCRX OF NORTH CAROLINA, LLC		2	1	33%	3
CALLE OCHO DIALYSIS			3	100%	3
LEESBURG COMMUNITY HEALTH CENTERS			3	100%	3

COVID-19: testing by laboratory

Data through Mar 2, 2021 verified as of Mar 3, 2021 at 09:25 AM

Data in this report are provisional and subject to change.

The numbers in the table below represent the number of Florida and non-Florida residents for whom test results were received by the Department of Health. A person can be tested by more than one laboratory and can have both positive and negative results. **Therefore, the sum of the numbers in each column will be larger than the total number of people tested.**

Reporting lab	Inconclusive	Negative	Positive	Percent positive	Total
HAVEN CUSTEAD CARE CENTER			3	100%	3
AZALEALAND NURSING HOME		3			3
MEDEXPRESS-HOUSTON EAST FWY		1	2	67%	3
STEAMBOAT EMERGENCY CENTER			3	100%	3
SOUTH LAKE FAMILY HEALTH CENTER			3	100%	3
SOFTLAB			3	100%	3
WINDSOR AT OCALA		2	1	33%	3
TIFTON CARECONNECT URGENT CARE			3	100%	3
Greystone Health Care Center		3			3
CVS PA5890POCT MONROEVILLE		2	1	33%	3
CVS RI1717POCT 1 CVS DR			3	100%	3
EXPEDIAN URGENT CARE			3	100%	3
CVS TX10140POCT THE WOODLANDS		3			3
PEDIATRICS AND ADOLESCENT MEDICINE		2	1	33%	3
UNIVERSITY OF MICHIGAN		2	1	33%	3
MED EXPRESS URGENT CARE PC - MARYLAND		2	1	33%	3
HEALTHQUEST, INC		2	1	33%	3
NYC PUBLIC HEALTH LABS			3	100%	3
ALLIED PHYSICIANS GROUP PLLC		3			3
SSM HEALTH ST LOUIS MICROBIOLOGY LABORATORY		1	2	67%	3
URGENT DOC - URGENT CARE CLINIC			3	100%	3
CVS TX10016POCT PRINCETON		3			3
LAHEY CLINIC MEDICAL CENTER			3	100%	3
JOSEPH SCHENKER MD PC		3			3
FHPG_EXP CARE PALM HARBOR			3	100%	3
CARENOW-ATASCOCITA			3	100%	3
TIEHH BIOTERRORISM RESPONSE LAB			3	100%	3
CVS MA594POCT FALMOUTH		3			3
MARYLAND STATE DEPT OF HEALTH	2		1	33%	3
MEDIC INFUSION PA		3			3
WYOMING DEPT OF HEALTH			3	100%	3
BAPTIST PRIMARY CARE, INC.		2	1	33%	3
JUPITER INTERNAL MEDICINE AND ASSOCIATES			3	100%	3
CVS SC5550POCT CLOVER		2	1	33%	3
WELLMED AT FORT PIERCE		1	2	67%	3
Kroger 758 - The Little Clinic Providence		3			3
SPRING LAKE REHABILITATION CENTER			3	100%	3
Lakeview Village		3			3
ALLIANCE LABS @LRMC			3	100%	3
MINUTE-CLINIC DIAGNOSTIC OF VIRGINIA, LLC		3			3
SARASOTA PERSONAL MEDICINE		2	1	33%	3
CROSSVILLE MEDICAL GROUP		1	2	67%	3
CVS MN6811POCT PLYMOUTH		3			3
APEX CLINICAL LABORATORIES INC		3			3
GONZALEZ MD AND ASWAD MD HEALTH SERVICES			3	100%	3
PREMIER CLINICAL RESEARCH INSTITUTE INC			3	100%	3
PARKWAY DRUGS OF ONEIDA COUNTY NORTH I		2	1	33%	3

COVID-19: testing by laboratory

Data through Mar 2, 2021 verified as of Mar 3, 2021 at 09:25 AM

Data in this report are provisional and subject to change.

The numbers in the table below represent the number of Florida and non-Florida residents for whom test results were received by the Department of Health. A person can be tested by more than one laboratory and can have both positive and negative results. **Therefore, the sum of the numbers in each column will be larger than the total number of people tested.**

Reporting lab	Inconclusive	Negative	Positive	Percent positive	Total
MUNSON MEDICAL CENTER			3	100%	3
CVS SC1540POCT MYRTLE BEACH		2	1	33%	3
GARCIA MORALES NELSON			3	100%	3
ST. PETERSBURG PEDIATRICS- 38TH AVENUE			3	100%	3
Hunterdon Medical Center Laboratory		3			3
KISSIMMEE URGENT CARE		3			3
CVS IN7653POCT EVANSVILLE		2	1	33%	3
CVS TX5877POCT PEARLAND		3			3
ACM MEDICAL LABORATORY ALLIANCE		1	2	67%	3
HOUSTON METHODIST HOSPITAL			3	100%	3
MEDEXPRESS URGENT CARE - WHEELING		2	1	33%	3
ALOHA HOME CARE LLC DBA ACCENTCARE HOME HEALTH OF		3			3
SKIPPACK MEDICAL LAB			3	100%	3
ALABAMA DEPT PUBLIC HEALTH			3	100%	3
Robert Wood Johnson University Hospital		2	1	33%	3
MINUTECLINIC, LLC (CLINIC 10928)		3			3
ALLIANCE FOR MULTISPECIALTY RESEARCH		3			3
Village on the Green			3	100%	3
MEDEXPRESS URGENT CARE, BELLE VERNON		3			3
Magnolia Health and Rehab Center			3	100%	3
MANORCARE NURSING & REHABILITATION CENTER-NAPLES		3			3
DEPARTMENT OF HEALTH AND HUMAN SERVICES DIVISION OF BEHAVIORAL HEALTH		1	2	67%	3
ANN STORCK CENTER INC		3			3
QUATRACOR PLLC		3			3
IMMERSION RESIDENTIAL LLC			3	100%	3
CARESPOT-WELLINGTON			3	100%	3
BEEBE MEDICAL CENTER LABORATORY		3			3
CARENOW-LEBANON		1	2	67%	3
CVS IL4778POCT EVANSTON		3			3
Cleveland Clinic Weston			3	100%	3
COMMUNITY MEDICAL CENTER			3	100%	3
GENDERXPRESS/PICTURE ME PERFECT IMAGING			3	100%	3
SUNSHINE STATE DIALYSIS			3	100%	3
CVS NC7213POCT MATTHEWS		3			3
NC STATE LABORATORY OF PUBLIC HEALTH		3			3
MEDICAL CENTER OF CENTRAL GEORGIA			3	100%	3
NEBRASKA DEPARTMENT OF HEALTH AND HUMAN SERVICES			3	100%	3
MINUTE CLINIC LLC #6765		3			3
CVS TN7144POCT BARTLETT		3			3
CVS GA5637POCT VILLA RICA		3			3
THE PATHOLOGY LABORATORY		1	2	67%	3
HIALEAH SHORES NURSING AND		2	1	33%	3
Rosedale Green		3			3
YORK HOSPITAL - LABORATORY			3	100%	3
NATURE COAST PRIMARY CARE LAB LLC			3	100%	3
PEDIATRICS BY THE SEA JOG RD OFFICE			3	100%	3
CVS PA258POCT MCKEES ROCKS		3			3

COVID-19: testing by laboratory

Data through Mar 2, 2021 verified as of Mar 3, 2021 at 09:25 AM

Data in this report are provisional and subject to change.

The numbers in the table below represent the number of Florida and non-Florida residents for whom test results were received by the Department of Health. A person can be tested by more than one laboratory and can have both positive and negative results. **Therefore, the sum of the numbers in each column will be larger than the total number of people tested.**

Reporting lab	Inconclusive	Negative	Positive	Percent positive	Total
CVS M08556POCT KANSAS CITY		3			3
MEDEXPRESS URGENT CARE GREENSBURG		2	1	33%	3
MEDFUSION		2	1	33%	3
Kroger 768 - The Little Clinic Leestown Rd		2	1	33%	3
HEALGEN SCIENTIFIC			3	100%	3
SUNCREST OMNI		3			3
MINUTECLINIC DIAG OF IND, LLC #6483		1	2	67%	3
FLORIDA LABORATORY ANALYSIS, LLC			3	100%	3
Kroger 093 - The Little Clinic Stapleton		2	1	33%	3
Kennedy University Hospital -Wash Twp L		3			3
CABELL HUNTINGTON HOSPITAL CLINICAL LAB			3	100%	3
GROVES CENTER			3	100%	3
NAPHCARE INC		2	1	33%	3
LINCOLN MEDICAL CENTER		3			3
HEPATOLOGY DIAGNOSTIC LAB			3	100%	3
Gulfport Rehabilitation Center			3	100%	3
CVS PA5241POCT CHALFONT		3			3
Kroger 448 - The Little Clinic Mason		3			3
SAVANNAH COVE		3			3
ERIE COUNTY PUBLIC HEALTH CLINICAL		3			3
OPTUM PRIMARY CARE - SILVER LAKES			3	100%	3
MENORAH MANOR			3	100%	3
MC DIAGNOSTIC OF CONNECTICUT, PC #114		3			3
SISD EMPLOYEE HEALTH CLINIC			3	100%	3
24TH WEAPONS OF MASS DESTRUCTION - CIVIL SUPPORT		3			3
THE OASIS BEACHSIDE		3			3
MINUTECLINIC DIAGNOSTIC OF MICHIGAN, P		3			3
FAMILY TREE MEDICAL GROUP PA		2	1	33%	3
FULGENT GENETICS HOUSTON		3			3
MINUTECLINIC DIAGNOSTIC OF WISCONSIN,		3			3
CVS IN6605POCT INDIANAPOLIS		2	1	33%	3
DOCTORS HOSPITAL RENAISSANCE			3	100%	3
FLORIDA GASTROENTEROLOGY ASSOCIATES PA		3			3
WALGREENS #3811			2	100%	2
Kroger 777 - The Little Clinic Shelbyville		1	1	50%	2
Kroger 619 - The Little Clinic Hendersonville Indian Lake		2			2
HACKENSACK MERIDIAN URGENT CARE, PC		2			2
Kings County Hospital Center			2	100%	2
LINIL VISITING NURSES, INC		2			2
MONICE DR.			2	100%	2
UMHC HOLLYWOOD LABORATORY			2	100%	2
UNIVERSTIY OF ILLINOIS HOSPITAL			2	100%	2
STARMED FAMILY & URGENT CARE			2	100%	2
MEDEXPRESS URGENT CARE - LINCOLN N 26T		2			2
MILFORD REGIONAL HOSPITAL			2	100%	2
BIONIC TECHNOLOGIES CORPORATION			2	100%	2
CATSKILL REGIONAL MEDICAL CENTER		2			2

COVID-19: testing by laboratory

Data through Mar 2, 2021 verified as of Mar 3, 2021 at 09:25 AM

Data in this report are provisional and subject to change.

The numbers in the table below represent the number of Florida and non-Florida residents for whom test results were received by the Department of Health. A person can be tested by more than one laboratory and can have both positive and negative results. **Therefore, the sum of the numbers in each column will be larger than the total number of people tested.**

Reporting lab	Inconclusive	Negative	Positive	Percent positive	Total
STUART SURGERY CENTER, LLC			2	100%	2
PHYSICIANS LABORATORY SERVICES			2	100%	2
CVS TX7603POCT SAGINAW		2			2
DASCENA LAB			2	100%	2
PEDIATRIC HEALTH CARE		1	1	50%	2
Kroger 647 - The Little Clinic Newnan Crossings		1	1	50%	2
MINUTECLINIC DIAGNOSTIC OF NEW MEXICO LLC #7552		2			2
PHYSICIANS MEDICAL CENTER		2			2
NEIGHBORCARE PHARMACY SERVICES		2			2
INTEGRATED REGIONAL LABS			2	100%	2
SPECTRA EAST INC		1	1	50%	2
COMMUNITY HEALTH CENTERS OF PINELLAS, INC			2	100%	2
IN & OUT URGENT CARE METAIRIE			2	100%	2
EXCEPTIONAL EMERGENCY CENTER - AMARILLO			2	100%	2
BAPTIST HOSPITAL INTERNAL MEDICINE GULF BREEZE			2	100%	2
Luther Acres Manor		2			2
RCA LABORATORY SERVICES LLC			2	100%	2
SHORE MEDICAL CENTER		2			2
VA MEDICAL CENTER			2	100%	2
COASTAL MEDICAL LAB			2	100%	2
Kroger 895 - The Little Clinic Green Hills		2			2
Sears Coastal Nursing and Rehab		2			2
MEMORIAL HERMANN			2	100%	2
SPRINGHILL SENIOR RESIDENCE		2			2
GENETIC ASSAYS INC			2	100%	2
MEASE MANOR MEMORY CARE		2			2
SOLERA SPECIALTY PHARMACY LLC		1	1	50%	2
PATIENT FIRST MEDICAL CENTER-CARYTOWN			2	100%	2
DALLAS BAPTIST UNIVERSITY - HEALTH SERVICES			2	100%	2
TMH PHYSICIAN PARTNERS MONTICELLO		1	1	50%	2
UTMB PATHOLOGY CLINICAL SERVICES LABORATORY			2	100%	2
THE WINDSOR ORTEGA		2			2
SIGNAL DIAGNOSTICS DBA FLOWHEALTH LABS			2	100%	2
Chatham Nursing and Rehab Center		2			2
CVS SC7567POCT BOILING SPRINGS		1	1	50%	2
CARTERSVILLE MEDICAL CENTER			2	100%	2
CVS MA1006POCT BROCKTON		2			2
INTERCOASTAL FAMILY PRATICE			2	100%	2
Cedar Valley Nursing & Rehab Center		2			2
CVS ME329POCT PORTLAND		2			2
Elba Nursing and Rehabilitation Center, LLC		2			2
SOUTHERN BREEZE HEALTHCARE		1	1	50%	2
MINUTECLINIC DIAGNOSTIC, PA #10252		2			2
CROSSROADS			2	100%	2
GULF COAST IMMEDIATE CARE CENTER		1	1	50%	2
Kroger 127 - The Little Clinic Lakewood-Alameda		2			2
CERTIVIA LABORATORIES			2	100%	2

COVID-19: testing by laboratory

Data through Mar 2, 2021 verified as of Mar 3, 2021 at 09:25 AM

Data in this report are provisional and subject to change.

The numbers in the table below represent the number of Florida and non-Florida residents for whom test results were received by the Department of Health. A person can be tested by more than one laboratory and can have both positive and negative results. **Therefore, the sum of the numbers in each column will be larger than the total number of people tested.**

Reporting lab	Inconclusive	Negative	Positive	Percent positive	Total
WURLAND NURSING AND REHABILITATION, L		2			2
Alden Terrace of McHenry			2	100%	2
CVS PA10034POCT PITTSBURGH		2			2
STARR CITY OF ROMA COMMUNITY CENTER			2	100%	2
University Center East			2	100%	2
SUNCOAST COMMUNITY HEALTH CENTERS INC		2			2
DEPT OF HEALTH			2	100%	2
Kroger 596 - The Little Clinic Brentwood		2			2
Alden Des Plaines			2	100%	2
DOCTORS CARE OF PALM COAST			2	100%	2
FLORIDA KEYS PED & ADOLES CTR			2	100%	2
TULANE MEDICAL CENTER			2	100%	2
INSPIRIT SENIOR LIVING			2	100%	2
OCALA REGIONAL KIDNEY CENTER EAST			2	100%	2
EXPRESSCARE URGENT CARE CENTER			2	100%	2
ONE MEDICAL GROUP		1	1	50%	2
FIRST CHOICE MEDICAL PC			2	100%	2
MEDEXPRESS URGENT CARE-WILKINS TOWNSHIP, WILLIAM PENN HIGHWAY		2			2
SOUTHERN SURGICAL ARTS		2			2
MIDDLETON PEDIATRICS			2	100%	2
SOUTH TAMPA AFTER HOURS CLINIC			2	100%	2
Kroger 853 - The Little Clinic East Broad Street		2			2
ADVENTHEALTH IMAGING LAKE NONA			2	100%	2
GULF COAST MEDICAL CENTER RESPIRATORY CARE			2	100%	2
VA SALT LAKE CITY HCS		2			2
Kroger 672 - The Little Clinic Bill Kennedy & Glenwood		2			2
MINUTE-CLINIC DIAGNOSTIC OF VIRGINIA, LLC #3949		2			2
CVS CA9606POCT TEMECULA		2			2
MEDEXPRESS URGENT CARE - BROOKHAVEN		2			2
NEW BRIDGE MEDICAL CENTER		2			2
AFTER HOURS PEDS			2	100%	2
CHARLOTTE COUNTY HEALTH DEPARTMENT			2	100%	2
First Care Living Center/Essentia Health			2	100%	2
RENFREW CENTERS INC		2			2
FLORIDA MEDICAL CLINIC CARDIOLOGY-ZH			2	100%	2
CLEVELAND CLINIC IMAGING			2	100%	2
WALGREENS #05477		2			2
OPP HEALTH AND REHABILITATION		2			2
LIFELINK OF FLORIDA		1	1	50%	2
CQUENTIA NGS, LLC			2	100%	2
WELL HEALTH LABS			2	100%	2
COMMUNITY HEALTH CENTERS INC			2	100%	2
PALM CITY NURSING AND REHAB CENTER			2	100%	2
OAKBRIDGE TERRACE AT SAE			2	100%	2
NOVA SOUTHEASTERN UNIVERSITY - STUDENT MEDICAL CTR			2	100%	2
MEMORIAL HOSPITAL OF CARBONDALE			2	100%	2
HOME CARE PHARMACY OF PALM COAST INC		2			2

COVID-19: testing by laboratory

Data through Mar 2, 2021 verified as of Mar 3, 2021 at 09:25 AM

Data in this report are provisional and subject to change.

The numbers in the table below represent the number of Florida and non-Florida residents for whom test results were received by the Department of Health. A person can be tested by more than one laboratory and can have both positive and negative results. **Therefore, the sum of the numbers in each column will be larger than the total number of people tested.**

Reporting lab	Inconclusive	Negative	Positive	Percent positive	Total
MINUTECLINIC DIAGNOSTIC OF OHIO #6139		2			2
FLORIDA MEDICAL CENTER OF CLEARWATER		2			2
KAILOS GENETICS INC			2	100%	2
PANCARE HEALTH - SNEADS ELEMENTARY			2	100%	2
MINUTECLINIC DIAGNOSTIC PA #7110		2			2
TALLAHASSEE MEMORIAL HEALTHCARE FAMILY MED RESIDENCY			2	100%	2
RIVERSIDE METHODIST HOSPITAL LAB			2	100%	2
BAPTIST HEALTHCARE - LAKEVIEW CENTER INC		2			2
PALOS COMMUNITY HOSPITAL LABORATORY			2	100%	2
FLORIDA DEPARTMENT OF HEALTH IN ALACHUA COUNTY -			2	100%	2
LOWELL GENERAL HOSPITAL			2	100%	2
SPRINGFIELD HOSPITAL LABORATORY			2	100%	2
THE RIM URGENT CARE			2	100%	2
GULF COAST REGIONAL MEDICAL CARE		2			2
MIDWAY PRIMARY CARE LLC		2			2
DOWN HOME MEDICAL			2	100%	2
FLORIDA DEPARTMENT OF HEALTH IN ESCAMBIA COUNTY		1	1	50%	2
INTERMOUNTAIN MEDICAL CENTER			2	100%	2
ROCKEFELLER UNIVERSITY CLINICAL GENOMICS LABORATOR		2			2
MEDEXPRESS URGENT CARE-MT PLEASANT		1	1	50%	2
BRITO MEDICAL CENTER			2	100%	2
NORTHSIDE FAMILY MEDICINE AND URGENT CARE (EAST COBB)		2			2
CVS IL7017POCT BLOOMINGTON		2			2
Workmens Circle Multicare Center		2			2
Kroger 412 - The Little Clinic Oxford		2			2
CARESPOT URGENT CARE		1	1	50%	2
Kroger 477 - The Little Clinic Fort Mitchell		2			2
STATCARE URGENT AND WALK-IN			2	100%	2
CVS OH6185POCT PICKERINGTON		2			2
MEDEXPRESS URGENT CARE - MARTINSVILLE		2			2
THE FOUNTAIN AT BOCA CIEGA BAY		2			2
PROVIDENCE LABORATORY SERVICES		2			2
DEKALB MEDICAL CENTER LABORATORY			2	100%	2
JORDAN VALLEY MEDICAL CENTER			2	100%	2
JOHN D. ARCHBOLD MEM. HOSPITAL			2	100%	2
MINUTECLINIC DIAGNOSTIC OF OHIO #6192		2			2
JMC TALLAHASSEE, LLC			2	100%	2
Walgreens #12427		1	1	50%	2
SPRINGS MEDICAL LAB		1	1	50%	2
ST. MARY'S MEDICAL CENTER EVANSVILLE, INC			2	100%	2
KANSAS CITY VA MEDICAL CENTER			2	100%	2
TEXAS REGIONAL ASTHMA & ALLERGY CENTER			2	100%	2
WILSON MEMORIAL HOSPITAL			2	100%	2
LILY PHARMACY		2			2
RDX BIOSCIENCE INC			2	100%	2
CENTRAL ARKANSAS VETERANS HEALTHCARE SYSTEM - VETERANS AFFAIRS			2	100%	2
NATIONAL JEWISH HEALTH			2	100%	2

COVID-19: testing by laboratory

Data through Mar 2, 2021 verified as of Mar 3, 2021 at 09:25 AM

Data in this report are provisional and subject to change.

The numbers in the table below represent the number of Florida and non-Florida residents for whom test results were received by the Department of Health. A person can be tested by more than one laboratory and can have both positive and negative results. **Therefore, the sum of the numbers in each column will be larger than the total number of people tested.**

Reporting lab	Inconclusive	Negative	Positive	Percent positive	Total
New Jersey Aim At Smg		2			2
MEDICAL CENTER LABORATORY			2	100%	2
MINUTECLINIC DIAGNOSTIC OF PA LLC		2			2
PM PEDIATRICS OF BAYSIDE, PLLC - MANHASSET		2			2
MAYO CLINIC COUMADIN CLINIC LABORATORY		1	1	50%	2
NIAGARA APOTHECARY INC		2			2
ASCENSION ST MICHAEL'S HOSPITAL LAB		1	1	50%	2
TREASURE COAST INFECTIOUS DISEASE CONSULTANTS		1	1	50%	2
SWEETWATER NURSING CENTER		2			2
MINUTECLINIC #1773		2			2
LACORP		1	1	50%	2
BAYMEADOWS PRIMARY CARE		2			2
AMERICAN MEDICAL LABORATORIES			2	100%	2
POINT OF CARE PRIVATE HEALTH MANAGEMENT			2	100%	2
BMC/JACSONVILLE		1	1	50%	2
FAMILY CARE SPECIALISTS OF ORLANDO			2	100%	2
TWELVE OAKS RECOVERY CENTER			2	100%	2
SCDHEC BUREAU OF LABORATORIES			2	100%	2
RAPID RESULT CORP LLC		1	1	50%	2
MINUTE CLINIC DIAGNOSTIC OF KANSAS PA		2			2
CARENOW LENEXA			2	100%	2
AFC URGENT CARE/FARRAGUT			2	100%	2
MINUTECLINIC DIAGNOSTIC OF NEVADA-9586		1	1	50%	2
Eagle Health and Rehabilitation		2			2
LIFESPRING COMMUNITY HEALTH		2			2
CATHOLIC HEALTH LABORATORY SERVICES		2			2
MELBOURNE URGENT CARE			2	100%	2
MEDICAL ASSOCIATES OF BREVARD DR S VYAS			2	100%	2
TAMPA INTERNATIONAL AIRPORT			2	100%	2
CVS NC3853POCT BURLINGTON		2			2
Kroger 101 - The Little Clinic Hill Top		2			2
CORNERSTONE MEDICAL CARE OF BRANDON		2			2
GOUVERNEUR HOSPITAL LABORATORY		2			2
CVS NH6596POCT HAMPTON		2			2
ILLINOIS DEPT OF PUBLIC HEALTH LABS			2	100%	2
UNIVERSITY OF MISSOURI HEALTH CARE			2	100%	2
CVS OH10893POCT PARMA		1	1	50%	2
POPLAR HEALTHCARE			2	100%	2
Lake Charles Healthcare LLC dba Landmark Lake Charles			2	100%	2
ENVOY OF FORK UNION, LLC DBA ENVOY AT THE VILLAGE		2			2
MAGNOLIA ADULT, LLC			2	100%	2
MEDEXPRESS URGENT CARE - FORT SMITH		2			2
CVS SC5471POCT LEXINGTON		1	1	50%	2
Cortland Acres Association		2			2
RAPID MEDLAB (004MO)		2			2
Loretto Health and Rehabilitation Center		2			2
MEDEXPRESS URGENT CARE - JEANNETTE		2			2

COVID-19: testing by laboratory

Data through Mar 2, 2021 verified as of Mar 3, 2021 at 09:25 AM

Data in this report are provisional and subject to change.

The numbers in the table below represent the number of Florida and non-Florida residents for whom test results were received by the Department of Health. A person can be tested by more than one laboratory and can have both positive and negative results. **Therefore, the sum of the numbers in each column will be larger than the total number of people tested.**

Reporting lab	Inconclusive	Negative	Positive	Percent positive	Total
BROOKSVILLE DIALYSIS			2	100%	2
BOONES CREEK URGENT CARE		1	1	50%	2
OCALA REGIONAL KIDNEY CENTER-WEST			2	100%	2
SANFORD REGIONAL HOSPITAL WORTHINGTON		2			2
CARTER BLOOD CARE			2	100%	2
MEDEXPRESS URGENT CARE - ANDERSON		2			2
NEW YORK PSYCHIATRIC INSTITUTE		2			2
FLORIDA COMMUNITY HEALTH CENTERS, INC.			2	100%	2
MARCO ISLAND HOSPITAL INC D/B/A		1	1	50%	2
SYNEOS HEALTH			2	100%	2
BOSTON MEDICAL CENTER			2	100%	2
INTERNAL MEDICINE ASSOCIATES-DUNELLON			2	100%	2
GRANDVIEW COLLEGE STUDENT HEALTH CENTE		2			2
PALM WEST INTERNIST PA			2	100%	2
ASCENSION ST VINCENT'S RIVERSIDE			2	100%	2
Kroger 571 - The Little Clinic Hendersonville		1	1	50%	2
FHCP ASC - ORANGE CITY			2	100%	2
CVS MA2125POCT NATICK		1	1	50%	2
TENNESSEE DEPARTMENT OF HEALTH (TDH) - REGIONAL LABORATORY			2	100%	2
BERGEN COUNTY SURGICAL AND ENDOSCOPY CENTER		2			2
Iron County Medical Care Facility		2			2
CITY OF NEW YORK DEPARTMENT OF HEALTH			2	100%	2
FRASER MEMORIAL HOSPITAL		1	1	50%	2
ATLAS GENOMICS			2	100%	2
BLUEWATER TOXICOLOGY			2	100%	2
CVS AZ5892POCT LAVEEN		2			2
RICHICHI FAMILY HEALTH			2	100%	2
NEWTON MEMORIAL HOSPITAL		2			2
CVS PA1657POCT YORK		1	1	50%	2
MEDEXPRESS - WILMINGTON KIRKWOOD HIGHWAY		2			2
MINUTECLINIC, LLC, DBA MINUTECLINIC #4		2			2
LABCORP OF AMERICA HOLDINGS		1	1	50%	2
DURAND SENIOR CARE & REHAB CENTER		2			2
REGIONS HOSPITAL LABORATORY			2	100%	2
EASTSIDE SPORTS COMPLEX			2	100%	2
AFC PHYSICIANS OF FLORIDA, PA			2	100%	2
SUMMIT URGENT CARE PS			2	100%	2
SUNBRIDGE CARE & REHAB FOR DECATUR		2			2
ORLANDO HEALTH PHYSICIAN GROUP			2	100%	2
FL DEPT OF HEALTH MARION COUNTY MOBILE HEALTH UNIT			2	100%	2
EAST SIDE CLINICAL LABORATORY		1	1	50%	2
Manor Care-Kingston Court of York PA, LLC		2			2
ELMHURST MEMORIAL HOSPITAL			2	100%	2
FLORIDA PRIMARY CARE CENTER PA		2			2
LEGACY LABORATORY SERVICES			2	100%	2
GERM BUSTERS 911 LLC			2	100%	2
NEMOURS CHILDREN'S PRIMARY CARE OF VERO BEACH			2	100%	2

COVID-19: testing by laboratory

Data through Mar 2, 2021 verified as of Mar 3, 2021 at 09:25 AM

Data in this report are provisional and subject to change.

The numbers in the table below represent the number of Florida and non-Florida residents for whom test results were received by the Department of Health. A person can be tested by more than one laboratory and can have both positive and negative results. **Therefore, the sum of the numbers in each column will be larger than the total number of people tested.**

Reporting lab	Inconclusive	Negative	Positive	Percent positive	Total
FLORIDA DEPARTMENT OF HEALTH PINELLAS COUNTY-			2	100%	2
NATIONWIDE LABORATORY SERVICES		1	1	50%	2
RRMC CREEKSIDE LAB		2			2
MEMORIAL HEALTH UNIVERSITY MEDICAL CENTER			2	100%	2
PALM BEACH DIABETES & ENDOCRINE SPECIALISTS PA			2	100%	2
PALM BAY COMMUNITY OUTPATIENT CLINIC		2			2
JBSA-SAM HOUSTON			2	100%	2
Colonial Manor Nursing and Rehabilitation Center		2			2
ADVENTHEALTH MEDICAL GROUP INTERNAL MEDICINE AT			2	100%	2
CVS OH5457POCT POWELL		2			2
NEMOURS CHILDREN'S URGEN CARE			2	100%	2
Kroger 739 - The Little Clinic La Grange Road		2			2
DALLAS VA MEDICAL CENTER - VA NORTH TEXAS HEALTH CARE SYSTEM			2	100%	2
ASSOCIATES IN UROGYNECOLOGY MD LLC		2			2
ADVENTIST HINSDALE HOSPITAL LABORATORY			2	100%	2
BAYLOR COLLEGE OF MEDICINE			2	100%	2
MINUTECLINIC #2797		2			2
FLAGLER PROFESSIONAL HEALTH CAE SERVICES INC		2			2
ADVENTHEALTH EAST ORLANDO EMPLOYEE CLINIC		2			2
CVS IN8669POCT INDIANAPOLIS		2			2
ORMOND BEACH URGENT CARE			2	100%	2
SOUTH DAKOTA DEPARTMENT OF HEALTH		2			2
CPL LABS			2	100%	2
ANDERSON COUNTY HOSPITAL			2	100%	2
Birchaven		2			2
CVS CT1109POCT BETHEL		2			2
Kroger 686 - The Little Clinic Farragut		2			2
ROCKWALL URGENT CARE			2	100%	2
MID-FLORIDA HEMATOLOGY AND ONCOLOGY CENTERS		2			2
HOLY FAMILY MEDICAL CENTER		1	1	50%	2
A+ URGENT/PRIMARY CARE			2	100%	2
SCIENTIFIC LABORATORY COMPANY		2			2
CHNJ		2			2
LPG COCONUT POINT - FAMILY/ INTERNAL MEDICINE		2			2
SHERIDAN AT HOBE SOUND, THE			2	100%	2
GRACE HEALTHCARE OF LAKE WALES		1	1	50%	2
MASSACHUSETTS DEPARTMENT OF HEALTH			2	100%	2
MIDDLE TENN MENTAL HEALTH INSTITUTE		2			2
Greystone Nursing and Rehab, LLC			2	100%	2
Kroger 441 - The Little Clinic Middletown		2			2
CVS AZ9290POCT PHOENIX		2			2
DELAWARE DIAGNOSTICS LABS			2	100%	2
LEHIGH MEDICAL AND RESEARCH CENTER, INC			2	100%	2
DALLAS MEDICAL CENTER			2	100%	2
BOSTON PUBLIC HEALTH COMMISSION			2	100%	2
HEALTH & REHAB CTR AT DOLPHINS VIEW, THE			2	100%	2
PRIMARY HEALTH CARE ASSOCIATES INC			2	100%	2

COVID-19: testing by laboratory

Data through Mar 2, 2021 verified as of Mar 3, 2021 at 09:25 AM

Data in this report are provisional and subject to change.

The numbers in the table below represent the number of Florida and non-Florida residents for whom test results were received by the Department of Health. A person can be tested by more than one laboratory and can have both positive and negative results. **Therefore, the sum of the numbers in each column will be larger than the total number of people tested.**

Reporting lab	Inconclusive	Negative	Positive	Percent positive	Total
WALGREENS #06583		2			2
WOMENS CARE FLORIDA LLC-LABORATORY		2			2
PROSPECT URGENT CARE			2	100%	2
FLORIDA DEPARTMENT OF HEALTH (FDOH)			2	100%	2
HARRINGTON PARK HEALTH AND REHAB		2			2
STUDENT HEALTH SERVICES			2	100%	2
OSF SAINT FRANCIS MEDICAL CENTER			2	100%	2
RELIANCE MEDICAL CENTER			2	100%	2
MEDEXPRESS URGEN CARE - EAST BRUNSWICK		2			2
CLEVELAND CLINIC FLORIDA LABORATORY			2	100%	2
VITAL CARE CLINIC, LLC			2	100%	2
AMICUS MEDICAL CENTER LLC			2	100%	2
PruittHealth Lakehaven		2			2
ACN PHYSICIANS GROUP CORP			2	100%	2
ST LUKES HOSPITAL			2	100%	2
SOMA MEDICAL CENTER PA #3 GREENACRES			2	100%	2
WASHINGTON STATE DEPARTMENT OF HEALTH PUBLIC HEALTH LABORATORIES			2	100%	2
MARLBORO URGENT CARE		2			2
UNIVERSITY HEALTH SERVICES RIVER CAMPUS		2			2
WISE HEALTH SYSTEM		1	1	50%	2
Hartwell Health and Rehabilitation		2			2
DESERT HOSPITAL/CPHU CLINICAL LABORATORY			2	100%	2
RIVERVIEW MEDICAL CLINIC		2			2
GASTROENTEROLOGY ASSOCIATES			2	100%	2
CONWAY MEDICAL CENTER			2	100%	2
ADVENTHEALTH MEDICAL GROUP PEDIATRICS AT APOPKA		2			2
SOUTHEAST GEORGIA HEALTH SYSTEM			2	100%	2
NYU LANGONE HUNTINGTON MEDICAL GROUP		2			2
ASPIRUS RIVERVIEW HOSPITAL & CLINICS INC		1	1	50%	2
CONCENTRA - ORLANDO SOUTH II		2			2
UVA HEALTH SYSTEM MEDICAL LABORATORIES			2	100%	2
UNIVERSITY OF MIAMI SCCC RESEARCH LABORATORY			2	100%	2
LAKEVIEW HEALTH CARE SYSTEM LLC			2	100%	2
BFT LAB			2	100%	2
AUSTIN REGIONAL CLINIC MICROBIOLOGY LAB			2	100%	2
HOLY TRINITY PHARMACY LLC		2			2
MEDERI CARETENDERS		1	1	50%	2
LAKE SUCCESS EXTENDED CARE		2			2
BELLIN HOSPITAL			2	100%	2
CVS PA2687POCT EXTON		2			2
VIRGINIA DEPT OF HEALTH OFFICE OF EPIDEMIOLOGY			2	100%	2
CVS OH4301POCT NORTHFIELD		2			2
AFFORDABLE PRIMARY CARE LLC		2			2
Jackson Health Care Facility			2	100%	2
APC PEDIATRICS			2	100%	2
MARCO ISLAND MEDICAL CENTER			2	100%	2
WILLIAMSBURGH CHAI CARE		2			2

COVID-19: testing by laboratory

Data through Mar 2, 2021 verified as of Mar 3, 2021 at 09:25 AM

Data in this report are provisional and subject to change.

The numbers in the table below represent the number of Florida and non-Florida residents for whom test results were received by the Department of Health. A person can be tested by more than one laboratory and can have both positive and negative results. **Therefore, the sum of the numbers in each column will be larger than the total number of people tested.**

Reporting lab	Inconclusive	Negative	Positive	Percent positive	Total
CLEAR LAKE REGIONAL MEDICAL CENTER			2	100%	2
OAKMONT WEST- GREENVILLE SC		2			2
CVS IN6559POCT AVON		2			2
PALMS OF FT MYERS,THE			2	100%	2
MEDEXPRESS URGENT CARE FOX CHAPEL		2			2
CREATIVE HEALTH CENTER			2	100%	2
VA OUTPATIENT PHARMACY			2	100%	2
Kroger 328 - The Little Clinic Henderson Road		2			2
GALEN BAYLOR EXTENSION		2			2
Kroger 745 - The Little Clinic Somerset		2			2
ACCESS LABORATORIES LLC			2	100%	2
PANCARE HEALTH - FRANKLIN CO			2	100%	2
MEDEXPRESS URGENT CARE-SELINGSGROVE		2			2
Tidelands Health Rehabilitation Hospital			2	100%	2
RIVER CITY MEDICAL ASSOCIATES, INC			2	100%	2
HAMILTON CHD		2			2
Kroger 550 - The Little Clinic Bellevue		2			2
FASTCARE LLC			2	100%	2
MARINA ISLE ASSISTED LIVING		2			2
MOBILE HEALTH LABS LLC			2	100%	2
TEXAS HEALTH CARE			2	100%	2
POMONA VALLEY COMMUNITY HOSPITAL			2	100%	2
COOK HOSPITAL AND CARE CENTER		1	1	50%	2
ASANTE ROGUE REGIONAL MEDICAL CENTER L		2			2
Lenawee Medical Care Facility		2			2
MAINE CENTER FOR DISEASE CONTROL AND PREVENTION			2	100%	2
CVS KY4779POCT LOUISVILLE		2			2
BAYCARE LABORATORIES			2	100%	2
AdventHealth Care Center Orlando North			2	100%	2
MEDEXPRESS URGENT CARE - OMAHA N 72 ST		2			2
WALGREENS #13605		2			2
STARLING AT SAN JOSE			2	100%	2
John Knox Manor Inc II		1	1	50%	2
BIRMINGHAM INTERNAL MEDICINE ASSOCIATE		1	1	50%	2
MERCY CONVENIENT CARE			2	100%	2
PEDIATRICS IN NORTH FLORIDA PA			2	100%	2
MID AMERICA CLINICAL LABS			2	100%	2
ST JOSEPH'S HOSPITAL INC			2	100%	2
PRECISION DIAGNOSTIC INC		2			2
Macon Valley Nursing and Rehabilitation Center		2			2
VILLA HEALTH NH LLC			2	100%	2
BAY CORRECTIONAL AND REHABILITATION FACILITY			2	100%	2
NORTON IMMEDIATE CARE CENTER - PRESTON			2	100%	2
ORLANDO LUTHERAN TOWERS		1	1	50%	2
COLONIAL MEDICAL CENTER-EAST ORLANDO			2	100%	2
SPRING HILL REGIONAL HOSPITAL			2	100%	2
TMH EC NORTHEAST LABORATORY			2	100%	2

COVID-19: testing by laboratory

Data through Mar 2, 2021 verified as of Mar 3, 2021 at 09:25 AM

Data in this report are provisional and subject to change.

The numbers in the table below represent the number of Florida and non-Florida residents for whom test results were received by the Department of Health. A person can be tested by more than one laboratory and can have both positive and negative results. **Therefore, the sum of the numbers in each column will be larger than the total number of people tested.**

Reporting lab	Inconclusive	Negative	Positive	Percent positive	Total
BAYCARE OUTREACH LAB			2	100%	2
VELOCITY URGENT CARE			2	100%	2
MINUTECLINIC, DIAGNOSTIC OF TEXAS, LLC		2			2
UNIVERSITY OF TEXAS AT EL PASO, THE			2	100%	2
VANAYER HEALTHCARE AND REHAB CENTER		2			2
VOLUNTEERS OF AMERICA OF FLORIDA			2	100%	2
MINUTECLINIC DIAGNOSTIC PA #3344		2			2
CVS PA2688POCT COLLEGEVILLE		2			2
NAVAL BRANCH MEDICAL CLINIC			2	100%	2
ADVANTA ANALYTICAL LABORATORIES			2	100%	2
CLEARWATER PAIN MANAGEMENT ASSOCIATES			2	100%	2
BD MEDICAL SYSTEMS			2	100%	2
CVS IL3163POCT OAK PARK		2			2
Buena Vista Care Center		2			2
HAWAII DEPARTMENT OF HEALTH			2	100%	2
PREMIER PEDIATRICS LLC			2	100%	2
CLINICAL CARE INC			2	100%	2
DNA DIAGNOSTICS CENTER		2			2
PARKLAND HEALTH & HOSPITAL			2	100%	2
JRS LABORATORY			2	100%	2
CITRUS DERMATOLOGY			2	100%	2
CHRISTUS SPOHN HOSPITAL			2	100%	2
CENTRAL FLORIDA FAMILY HEALTH CENTER		2			2
GO PATH LABORATORIES			2	100%	2
UNIVERSITY OF MARYLAND MEDICAL CENTER			2	100%	2
SARASOTA IMMEDIATE CARE			2	100%	2
BAPTIST HEALTH LEXINGTON			2	100%	2
MEMORIAL HOSPITAL WEST			2	100%	2
CVS GA2279POCT SUWANEE		2			2
CVS MO10151POCT SPRINGFIELD		1	1	50%	2
CVS AZ10150POCT PHOENIX		2			2
MARTIN MEDICAL CENTER INC		1	1	50%	2
VENETIAN GARDENS		2			2
NORTH COUNTRY FAMILY HEALTH CENTER INC		2			2
NATHAN LITTAUER HOSPITAL LAB		2			2
TAPESTRY TALLAHASSEE WALDEN		2			2
MINUTECLINIC MINUTECLINIC #4978		1	1	50%	2
CSS- TWELVE OAKS			2	100%	2
Iowa Veterans Home		2			2
MAJESTIC GUARDIANS			2	100%	2
MINUTECLINIC DIAGNOSTIC OF TEXAS, LLC #7435		2			2
CVS SC4286POCT EASLEY		2			2
LEGACY ER & URGENT CARE - FRISCO WEST			2	100%	2
MANATEE MEMORIAL HOSPITAL CLINICAL LABORATORY			2	100%	2
WE CARE HOME HEALTH SOLUTIONS LLC			2	100%	2
MINUTECLINIC DIAGNOSTIC OF NORTH CARO		2			2
APPLING NURSING & REHABILITATION PAVIL		2			2

COVID-19: testing by laboratory

Data through Mar 2, 2021 verified as of Mar 3, 2021 at 09:25 AM

Data in this report are provisional and subject to change.

The numbers in the table below represent the number of Florida and non-Florida residents for whom test results were received by the Department of Health. A person can be tested by more than one laboratory and can have both positive and negative results. **Therefore, the sum of the numbers in each column will be larger than the total number of people tested.**

Reporting lab	Inconclusive	Negative	Positive	Percent positive	Total
MC DIAGNOSTIC OF CONNECTICUT, PC #252		1	1	50%	2
COVANCE			2	100%	2
Holiday Retirement Home			2	100%	2
MEMORIAL SLOAN KETTERING CANCER CENTER		1	1	50%	2
DEER'S HEAD CENTER		2			2
SOUTHEASTERN INSTITUTE OF RESTORATIVE MEDICINE		1	1	50%	2
INTEGRITY CLINICAL RESEARCH CENTER INC		1	1	50%	2
EXPRESS CARE WALK-IN CLINIC			2	100%	2
PICHARDO CLINIC, THE			2	100%	2
UNITED MEMORIAL MEDICAL CENTER			2	100%	2
NORTH MCALLEN PEDIATRIC CENTER			2	100%	2
GREEN POINT RX INC DBA ALTRU CHEMISTS		2			2
VAULT HEALTH			2	100%	2
HEALTH PARTNERS REGIONAL HOSPITAL			2	100%	2
QUEST DIAGNOSTICS INCORPORATED			2	100%	2
DRR JMC URGENT CARE DONALD ROSS			2	100%	2
CVS M08581POCT BLUE SPRINGS		1	1	50%	2
AMEDISYS HOME HEALTH OF GREENVILLE			2	100%	2
BAYSHORE MEDICAL CENTER			2	100%	2
POMERENE HOSPITAL			2	100%	2
MAIN STREET MEDICAL CENTERS		2			2
PALMETTO FAMILY HEALTH CENTER			2	100%	2
Providence of Sparta Health and Rehabilitation		2			2
Beth Sholom Home of Eastern Virginia		1	1	50%	2
GEISINGER MEDICAL CENTER		2			2
FLORIDA MEDICAL CLINIC, LLC			2	100%	2
DOCTORS MEDICAL CTR OF WALTON COUNTY			2	100%	2
MAYO CLINIC GROUP PRACTICE LABORATORY			2	100%	2
441 URGENT CARE-MULBERRY			2	100%	2
Lakeside Oaks Care Center			2	100%	2
SUNSHINE PHARMACY		2			2
BAYCARE OUTREACH LAB WH SOUTH			2	100%	2
CDK LIBERTY ENTERPRISES, LLC		2			2
PEACE RIVER MEDICAL CENTER		2			2
SOUTHSIDE FAMILY MEDICAL		2			2
MEDLOGIC, LLC		2			2
GINKGO-IXLAYER		2			2
Walgreens #10207		2			2
LAKE BALDWIN			2	100%	2
DR. G'S URGENT CARE			2	100%	2
U OF MIAMI MILLER SCHOOL OF MEDICINE			2	100%	2
NEMOURS CHILDRENS PRIMARY CARE			2	100%	2
Timber Ridge Health Care Center			2	100%	2
ST JOHN'S RIVERSIDE HOSPITAL		2			2
FLORIDA SCHOOL FOR THE DEAF & BLIND			2	100%	2
Good Samaritan Society Waukon		2			2
HCR MANOR CARE SERVICES OF FLORIDA III INC		2			2

COVID-19: testing by laboratory

Data through Mar 2, 2021 verified as of Mar 3, 2021 at 09:25 AM

Data in this report are provisional and subject to change.

The numbers in the table below represent the number of Florida and non-Florida residents for whom test results were received by the Department of Health. A person can be tested by more than one laboratory and can have both positive and negative results. **Therefore, the sum of the numbers in each column will be larger than the total number of people tested.**

Reporting lab	Inconclusive	Negative	Positive	Percent positive	Total
DEBORAH HEART AND LUNG CENTER		2			2
TWIN LAKES REHAB & HEALTHCARE		2			2
GOLDSTEIN			2	100%	2
LAB CORP OF AMER SAN DIEGO			2	100%	2
SENDER RETREAT ADULT DAY CARE CENTERS			2	100%	2
MARQUESA MEDICAL		2			2
HEALTH EXPRESS URGENT CARE			2	100%	2
Bedford Care Center of Hattiesburg		2			2
JASPER MEMORIAL HOSPITAL		1	1	50%	2
CVS MA1877POCT NORTON		2			2
THOMASVILLE REGIONAL MEDICAL CENTER		2			2
NORTH OKALOOSA PHYSICIAN GRP - WALK IN CLINIC			2	100%	2
GIGI WOOD DAVIS DO-FAMILY MEDICINE		2			2
WHITESANDS OUTPATIENT TREATMENT		2			2
Kroger 400 - The Little Clinic Hartley Bridge Rd		1	1	50%	2
Church Creek SNF			2	100%	2
AYASS BIOSCIENCE LLC			2	100%	2
STARR COUNTY MEMORIAL HOSPITAL			2	100%	2
CONEMAUGH MEMORIAL MEDICAL CENTER		2			2
Avanti Wellness and Rehab			2	100%	2
Walgreens #9278		2			2
EXPRESS CARE OF THE SHOALS		1	1	50%	2
SYLVAN NURSING			2	100%	2
MEDEXPRESS URGENT CARE - MYLAN			2	100%	2
RIGHT AT HOME			2	100%	2
CVS IL8753POCT CHICAGO		2			2
CVS MO5724POCT KANSAS CITY		2			2
CAREWELL JW - WORCESTER LNC			2	100%	2
VALLEY MEDICAL LABORATORY			2	100%	2
SKYLINE UROLOGY		2			2
STAGES OF LIFE MEDICAL INSTITUTE			2	100%	2
SPECTRUM HEALTH			2	100%	2
MEDEXPRESS URGENT CARE - LEDGEWOOD		2			2
DIVERSE MEDICAL CARE LLC			2	100%	2
MEMORIAL HERMANN HOSPITAL			2	100%	2
PEACEHEALTH CENTRAL		2			2
CROSSROADS URGENT CARE DBA URGENT TEA		2			2
WARE EXPRESS CARE			2	100%	2
HOME ACCESS HEALTH			2	100%	2
ManorCare Rehab Center of Marietta		2			2
CHEROKEE COUNTY HEALTH AND REHAB CENTER		2			2
ACCESS MEDICAL GROUP OF FLORIDA CITY			2	100%	2
SEACOAST PATHOLOGY PROFESSIONAL ASSOC		2			2
PTC LABORATORIES			2	100%	2
MEDEXPRESS URGENT CARE - CEDAR KNOLLS		2			2
EDGEWATER RETIREMENT MANOR			2	100%	2
REELFOOT FAMILY WALK IN CLINIC - TIPT		2			2

COVID-19: testing by laboratory

Data through Mar 2, 2021 verified as of Mar 3, 2021 at 09:25 AM

Data in this report are provisional and subject to change.

The numbers in the table below represent the number of Florida and non-Florida residents for whom test results were received by the Department of Health. A person can be tested by more than one laboratory and can have both positive and negative results. **Therefore, the sum of the numbers in each column will be larger than the total number of people tested.**

Reporting lab	Inconclusive	Negative	Positive	Percent positive	Total
SUMMERFIELD RETIREMENT LIVING, INC			2	100%	2
NORTHSIDE FAMILY MEDICINE AND URGENT CARE (HOLLY SPRINGS)		2			2
POINTE AT NEW PORT PLACE,THE		2			2
MY PHARMACY			2	100%	2
ROBERTS WESLEYAN COLLEGE HEALTH CENTE		2			2
DOCTOR'S IN-HOUSE LAB/COMMUNITY HEALTH CENTERS OF PINELLAS – JOHNNIE R			2	100%	2
DAYTON CHILDRENS HOSPITAL LAB			2	100%	2
MIAMI DADE MEDICAL RESEARCH INSTITUTE			2	100%	2
CONCENTRA - PLANT CITY		2			2
ALL4KIDZ PEDIATRICS LLC		2			2
CVS SC2497POCT LEXINGTON		2			2
UHEALTH CARDIOLOGY			2	100%	2
ASHLEY PEDIATRICS			2	100%	2
PM PEDIATRICS OF SELDEN, PLLC		2			2
OAKMONT EAST- GREENVILLE SC, LLC		2			2
PENSACOLA MEDICAL CLINIC LLC			2	100%	2
DUKE HEALTH REGIONAL HOSPITAL			2	100%	2
OELWEIN HEALTH CARE CENTER		2			2
CVS PA1074POCT KENNETT SQUARE		2			2
PHYSICIANS CARE INC		1	1	50%	2
BRANDYWYNE HEALTH CARE CENTER			2	100%	2
MORRISTOWN MEMORIAL HOSPITAL		2			2
MAURY REGIONAL MEDICAL CENTER		2			2
TRINITAS REGIONAL MEDICAL CENTER		1	1	50%	2
REGIONAL MEDICAL CENTER BAYONET POINT			2	100%	2
USCG ABBOTT BINAXNOW		1	1	50%	2
TRINITY DIALYSIS			2	100%	2
CVS TX3292POCT WYLIE		2			2
Hackensack Univ Medical Center At Pasc		1	1	50%	2
ELIZABETH CITY HEALTH & REHABILITATION		2			2
HAMILTON COUNTY HEALTH DEPARTMENT		2			2
LABRADOR PRIMARY CARE CENTER			2	100%	2
Piney Grove Nursing and Rehabilitation Center		2			2
SACRED HEART HOSPITAL ON THE EMERALD			2	100%	2
MAGNOLIA MANOR OF COLUMBUS		2			2
SPECIALTY LABORATORIES			2	100%	2
UW HOSPITAL AND CLINICS		1	1	50%	2
CHILDREN'S MEDICAL CENTER-EAST ORLANDO			2	100%	2
JACKSONVILLE VA OPC			2	100%	2
BENEVA LAKES ASSISTED LIVING CENTER			2	100%	2
UT PATH			2	100%	2
MEDEXPRESS URGENT CARE-BLOOMFIELD AVEN		2			2
COLUMBIA COTTAGE		2			2
AUGUSTA HEALTH SKILLED CARE			2	100%	2
CVS AZ9210POCT SCOTTSDALE		2			2
Advanced Rehabilitation and Healthcare of Wichita Falls		2			2
WESTMINSTER SUNCOAST			2	100%	2

COVID-19: testing by laboratory

Data through Mar 2, 2021 verified as of Mar 3, 2021 at 09:25 AM

Data in this report are provisional and subject to change.

The numbers in the table below represent the number of Florida and non-Florida residents for whom test results were received by the Department of Health. A person can be tested by more than one laboratory and can have both positive and negative results. **Therefore, the sum of the numbers in each column will be larger than the total number of people tested.**

Reporting lab	Inconclusive	Negative	Positive	Percent positive	Total
SACRED HEART HEALTH SYSTEMS INC			2	100%	2
Kroger 096 - The Little Clinic Orchard and Holly		2			2
SIGNATURE CARE LEWISVILLE-EMERGENCY CENTER		1	1	50%	2
FLORIDA DEPARTMENT OF HEALTH IN LEE COUNTY		1	1	50%	2
NORTH MANATEE HEALTH CARE CENTER			2	100%	2
CVS TX7288POCT DALLAS		2			2
PRECISION CLINICAL RESEARCH			2	100%	2
87TH MEDICAL GROUP – MCGUIRE AMBULATORY CARE FACILITY		2			2
WISCONSIN STATE LABORATORY OF HYGIENE		1	1	50%	2
MINUTECLINIC DIAGNOSTIC MEDICAL		2			2
Good Samaritan Society-Blackduck		1	1	50%	2
IN AND OUT URGENT CARE			2	100%	2
UT AUSTIN UNIVERSITY HEALTH SERVICES			2	100%	2
CVS SC7334POCT LEXINGTON		2			2
ST. JOSEPH REGIONAL MEDICAL CENTER			2	100%	2
MEDEXPRESS URGENT CARE - ROSS TOWNSHIP		2			2
PINARD HOME HEALTH SERVICES INC			2	100%	2
MID-FLORIDA PATHOLOGY LLC - MOBILE UNIT # 3			2	100%	2
ADVENT HEALTH CENTRAL TEXAS		1	1	50%	2
SIMMONS			2	100%	2
MINUTECLINIC LLC (2335)		1	1	50%	2
CVS IL1170POCT JOLIET		2			2
FALCON HEALTH CENTER			2	100%	2
MATHER HOSPITAL			2	100%	2
RAINY LAKE MEDICAL CENTER			2	100%	2
OUR LADY OF THE LAKE REGIONAL MEDICAL CENTER			2	100%	2
AFC URGENT CARE CLEVELAND			2	100%	2
Kroger 687 - The Little Clinic Sugar Hill		1	1	50%	2
THE EDGEWATER AND WATERMAN VILLAGE			2	100%	2
CVS MA1095POCT AMHERST		2			2
ROYAL CARE MEDICAL CENTER			2	100%	2
UNIVERSITY COMMUNITY HEALTH SERVICES		1	1	50%	2
CROSTOWN PHARMACY		2			2
PHOEBE BERKS HEALTH CARE CENTER		2			2
EASTLAKE MEDICAL CENTER		2			2
COOPER CLINIC			2	100%	2
DELRAY BEACH HEALTH DEPT LAB			2	100%	2
US LABS		2			2
Warren Center for Rehabilitation and Nursing		2			2
ATVIVO LLC		2			2
MEMORIAL HEALTH SYSTEM		1	1	50%	2
METROHEALTH SYSTEM			2	100%	2
CVS MD1881POCT DUNKIRK		2			2
HEALTH AND WELLNESS URGENT CARE LLC			2	100%	2
LIFT HEALTH		2			2
SWEDISH COVENANT HOSPITAL			2	100%	2
St. Josephs Hospital			2	100%	2

COVID-19: testing by laboratory

Data through Mar 2, 2021 verified as of Mar 3, 2021 at 09:25 AM

Data in this report are provisional and subject to change.

The numbers in the table below represent the number of Florida and non-Florida residents for whom test results were received by the Department of Health. A person can be tested by more than one laboratory and can have both positive and negative results. **Therefore, the sum of the numbers in each column will be larger than the total number of people tested.**

Reporting lab	Inconclusive	Negative	Positive	Percent positive	Total
MINUTECLINIC DIAG OF IND, LLC #6908		2			2
BAYLOR SCOTT & WHITE COMPREHENSIVE WOUND			2	100%	2
JUPITER PEDIATRIC ASSOCIATES, PA		1	1	50%	2
CVS NJ2508POCT MANALAPAN		2			2
BAPTIST HOSPITAL OF MIAMI MCI BROWARD LABORATORY			2	100%	2
BROOKDALE ALTAMONTE SPRINGS			2	100%	2
MINUTECLINIC DIAG OF IND LLC #1138		1	1	50%	2
SUNCOAST BLOOD BANK			2	100%	2
Van Wert Manor		2			2
Delaware Court Healthcare Center		2			2
UC CORAL GABLES			2	100%	2
Heartland Healthcare Center Boca Raton			2	100%	2
NORTHWELL HEALTH			2	100%	2
HUMILITY OF MARY HEALTH PARTNERS			2	100%	2
CORMEUM LAB SERVICES, LLC			2	100%	2
Life Care Center of Elyria		2			2
Huntington Health Care and Rehabilitation Center		2			2
JULIE STAATS DO		2			2
JUST BELIEVE RECOVERY CENTER			2	100%	2
Manorcare Health Services West Reading North		2			2
MINUTECLINIC, LLC #07852		2			2
Parkridge Specialty Care		2			2
CHESTERFIELD HEALTHCARE GROUP, INC		2			2
BOND COMMUNITY HEALTH CENTER			2	100%	2
NEW YORK CITY CENTRAL COVID			2	100%	2
FRESENIUS KIDNEY CARE			2	100%	2
MD NOW URGENT CARE CENTER INC.			2	100%	2
CARE ATC SUN HYDRAULICS TALLAVAST			2	100%	2
ADVANCE FAMILY PRACTICE LLC□			2	100%	2
SMITH NORTHVIEW HOSPITAL LAB			2	100%	2
MEDEXPRESS URGENT CARE- COLUMBIA HEIGH		2			2
MERCY HEALTH LAB		1	1	50%	2
LAWRENCE GENERAL HOSPITAL			2	100%	2
CVS OH2486POCT NILES		1	1	50%	2
BEAUFORT MEMORIAL			2	100%	2
PUBLIC HEALTH LABORATORY	1		1	50%	2
WEAKLEY COUNTY REHAB AND NURSING CENTER		2			2
CVS MA447POCT NORTHAMPTON		2			2
VALLEY BAPTIST MEDICAL CENTER: BROWNSVILLE			2	100%	2
MD NOW URGENT CARE MEDICAL CENTERS INC			2	100%	2
HEALTH FIRST MEDICAL GROUP			2	100%	2
SUNNYSIDE MANOR		2			2
VA CBOC			2	100%	2
CVS NC3803POCT MOORESVILLE		2			2
SANTA ROSA COUNTY HEALTH DEPARTMENT			2	100%	2
EAST NAPLES PEDIATRICS			2	100%	2
MANSFIELD MEDICAL LODGE			2	100%	2

COVID-19: testing by laboratory

Data through Mar 2, 2021 verified as of Mar 3, 2021 at 09:25 AM

Data in this report are provisional and subject to change.

The numbers in the table below represent the number of Florida and non-Florida residents for whom test results were received by the Department of Health. A person can be tested by more than one laboratory and can have both positive and negative results. **Therefore, the sum of the numbers in each column will be larger than the total number of people tested.**

Reporting lab	Inconclusive	Negative	Positive	Percent positive	Total
ACCESS MEDICAL GROUP OF TAMPA II, INC		2			2
TRICORE REFERENCE LABORATORY		1	1	50%	2
WALKONCLINIC			2	100%	2
MANASOTA PEDIATRICS			2	100%	2
MEDAILLE COLLEGE WELLNESS CENTER		2			2
CLINICAL REFERENCE LABORATORY, INC		2			2
SHELL POINT HOME HEALTH			2	100%	2
Stillwater Healthcare		2			2
STOP URGENT CARE			2	100%	2
SAFE PMC		2			2
PREVENTIVE HEALTH PARTNERS I L S C		2			2
GOLISANO PEDIATRICS PORT CHARLOTTE HARBOR		2			2
MINUTECLINIC DIAGNOSTIC OF OHIO #5060		2			2
BIOMAT USA			2	100%	2
RHODE ISLAND DEPARTMENT OF HEALTH LABORATORIES			2	100%	2
APPLECARE VALDOSTA			2	100%	2
NEMOURS CHILDREN'S URGENT CARE LAKE NONA			2	100%	2
MOUNT SINAI AVENTURA DIAGNOSTIC CENTER			2	100%	2
MISSION HOSPITAL REGIONAL MEDICAL CENTER			2	100%	2
Kroger 426 - The Little Clinic Suwanee		2			2
MINUTECLINIC, LLC #4507		2			2
CVS PA7132POCT THORNDALE		2			2
Great Lakes Health Center			2	100%	2
Kroger 130 - The Little Clinic Colorado Springs		2			2
NAVAL MEDICAL CENTER			2	100%	2
WALGREENS #15495		1	1	50%	2
STEWART ST ELIZABETH MEDICAL CENTER			2	100%	2
BIOHEALTH MEDICAL LAB INC			2	100%	2
CITRUS HEALTH NETWORK INC			2	100%	2
BRENTWOOD AT FORE RANCH			2	100%	2
PM PEDIATRICS OF BAYSIDE PLLC - HOPEWELL JUNCTION		2			2
SINAI POST ACUTE NURSING AND REHAB CE		2			2
BROOKS -TLC HOSPITAL SYSTEM			2	100%	2
CVS NM8918POCT ALBUQUERQUE		2			2
NLC LABS			2	100%	2
CALIFORNIA DIVISION OF COMMUNICABLE DISEASE CONTROL			2	100%	2
Kroger 020 - The Little Clinic Wheat Ridge		2			2
URGENT CARE AND SURGERY CENTER			2	100%	2
NEMOURS CHILDREN'S PRIMARY CARE THE VILLAGES		2			2
TRUSTBRIDGE			2	100%	2
KEY WEST HMA PHYSICIAN MANAGEMENT, LLC			2	100%	2
CITY OF WEST PALM BEACH EMPLOYEE & FAMILY HEALTH		2			2
JACKSON LABORATORY OF GENOMIC MEDICINE		2			2
LIFETIME FAMILY URGENT CARE			2	100%	2
MEDEXPRESS URGENT CARE - SPRINGDALE, S 40TH STREET		2			2
TRUE HEALTH INC			2	100%	2
MINUTECLINIC DIAG OF IND, LLC #6553		2			2

COVID-19: testing by laboratory

Data through Mar 2, 2021 verified as of Mar 3, 2021 at 09:25 AM

Data in this report are provisional and subject to change.

The numbers in the table below represent the number of Florida and non-Florida residents for whom test results were received by the Department of Health. A person can be tested by more than one laboratory and can have both positive and negative results. **Therefore, the sum of the numbers in each column will be larger than the total number of people tested.**

Reporting lab	Inconclusive	Negative	Positive	Percent positive	Total
CHIEFLAND MEDICAL CENTER			2	100%	2
WEST COAST PEDIATRICS			2	100%	2
CVS IN6572POCT INDIANAPOLIS		2			2
EMERALD TRACE		2			2
MCLAREN REGIONAL MEDICAL CENTER			2	100%	2
MINUTE CLINIC DIAGNOSTIC OF VIRGINIA, LLC #6292		2			2
HEARTLAND HOME HEALTH CARE		2			2
WHOLE CHILD PEDIATRICS			2	100%	2
DMC UNIVERSITY LABORATORIES		1	1	50%	2
FEDERAL CORRECTIONAL INSTITUTION MARIANNA			2	100%	2
F W HUSTON MEDICAL CENTER SENIOR LIVIN		2			2
UWMC MONTLAKE DEPT OF LAB MED			2	100%	2
University Plaza Rehabilitation and Nursing			2	100%	2
CARE 365			2	100%	2
SHELBYVILLE HOSPITAL COMPANY		2			2
LEE PHYSICIAN GROUP COLLEGE POINT		2			2
MAWD PATHOLOGY GROUP			2	100%	2
ROPER HOSPITAL			2	100%	2
WEST COCOA PHARMACY			2	100%	2
CVS NV8784POCT LAS VEGAS		1	1	50%	2
MINUTECLINIC, LLC #05891		1	1	50%	2
CVS MO10053POCT SAINT PETERS		2			2
MEDEXPRESS URGENT CARE - SPRINGFIELD, COOLEY ST		2			2
UF KANAPAHA LAB BEAKER		2			2
MEDEXPRESS URGENT CARE - SOUTH CHARLESTON		2			2
LEXINGTON PLACE			2	100%	2
TENNESSEE VALLEY HCS			2	100%	2
PREMIER MEDICAL LABORATORY			2	100%	2
AZALEA HEALTH AND REHABILITATION		2			2
CARE NOW DENTON			2	100%	2
OLEAN GENERAL HOSPITAL		2			2
CEDARS-SINAI MEDICAL CENTER			2	100%	2
Robert Cranfield			2	100%	2
ARCPPOINT LABS OF ALTAMONTE SPRINGS			2	100%	2
UNIVERSITY HOSPITAL OF BROOKLYN		2			2
PARKRIDGE MEDICAL CENTER			2	100%	2
ACKERMAN CANCER CENTER		2			2
Kroger 519 - The Little Clinic Georgesville Square		2			2
ESCANDON DIAGNOSTIC CLINIC			2	100%	2
Camellia Gardens		2			2
APALACHEE CENTER INC		2			2
NIBHA MEDIRATTA MD PL			2	100%	2
JOHNSON CITY MEDICAL CENTER		1	1	50%	2
NEBRASKA MEDICAL CENTER			2	100%	2
JEFFERSON WASHINGTON TOWNSHIP HOSPITAL		2			2
CRUC CMCH-COVID-19		2			2
MIDLAND MEMORIAL HOSPITAL			2	100%	2

COVID-19: testing by laboratory

Data through Mar 2, 2021 verified as of Mar 3, 2021 at 09:25 AM

Data in this report are provisional and subject to change.

The numbers in the table below represent the number of Florida and non-Florida residents for whom test results were received by the Department of Health. A person can be tested by more than one laboratory and can have both positive and negative results. **Therefore, the sum of the numbers in each column will be larger than the total number of people tested.**

Reporting lab	Inconclusive	Negative	Positive	Percent positive	Total
THE CLUB AT BOYNTON BEACH, LLC			2	100%	2
BUFFALO CROSSINGS HEALTHCARE AND REHABILITATION CENTER			2	100%	2
HOUSTON HEALTH DEPARTMENT - BUREAU OF LABORATORY SERVICES			2	100%	2
HPH HOME CARE		1	1	50%	2
FKC AMELIA ISLAND DIALYSIS			2	100%	2
PM PEDIATRICS OF BAYSIDE, PLLC - RIVE		2			2
COMPLETE HEALTH MEDICAL CENTER			2	100%	2
COBLESKILL REGIONAL HOSPITAL		2			2
WEST FLORIDA MEDICAL ASSOCIATES, PA			2	100%	2
FLORIDA MEDICAL CLINIC RADIOLOGY DALE MABRY		2			2
WARD MEMORIAL HOSPITAL		2			2
PRIMACARE MEDICAL LAKEWOOD			2	100%	2
ADVENTHEALTH IMAGING PARTIN SETTLEMENT			2	100%	2
SOUTHERN TENNESSEE MEDICAL CENTER			2	100%	2
CHI MEMORIAL PRIMARY CARE ASSOCIATES-A		2			2
CVS OH2518POCT COLUMBUS		1	1	50%	2
MEDEXPRESS URGENT CARE - LINCOLN VILLA		2			2
YOUTH AND YOU, INC		2			2
PLASMA MED RESEARCH DBA		2			2
FLORIDA CLINICAL LABORATORY INC			2	100%	2
SOUTHCARE PHARMACY INC			2	100%	2
PINELLAS CHD - CLEARWATER		1	1	50%	2
HANOVER ENDOSCOPY CENTER		2			2
Sevierville Health and Rehabilitation		2			2
MEDEXPRESS URGENT CARE-SALINA, S 9TH ST		2			2
ATHENA CARE RESOURCES LLC		2			2
METHODIST MANSFIELD MEDICAL CENTER			2	100%	2
CITRUS PARK			2	100%	2
ACCESS CARE MEDICAL GROUP LLC		2			2
ADVANCED MEDICAL OF FLORIDA			2	100%	2
MOBILE COUNTY HEALTH DEPARTMENT		1	1	50%	2
PALM MEDICAL CENTER - PLANT CITY		2			2
Georgiana Health and Rehabilitation, LLC		2			2
MEDSTAR HARBOR HOSPITAL			2	100%	2
BERNHARDT LABORATORIES INC			2	100%	2
STANFORD HEALTH CARE ANATOMIC PATHOLOGY & CLINICAL LAB			2	100%	2
WALGREENS #07936		2			2
ADVANCED MEDICAL CARE			2	100%	2
Kroger 522 - The Little Clinic Gahanna		1	1	50%	2
BAYSTATE MEDICAL CENTER		1	1	50%	2
TGH Brandon Healthplex Laboratory			2	100%	2
INSPIRE HEALTHCARE CENTER			2	100%	2
SARASOTA MEMORIAL MEDICAL URGENT CARE CENTER			2	100%	2
VALUE DRUGS BRONXVILLE INC		2			2
INA		1	1	50%	2
MEDEXPRESS URGENT CARE, LANCASTER WEST		1	1	50%	2
STATE OF FLORIDA			2	100%	2

COVID-19: testing by laboratory

Data through Mar 2, 2021 verified as of Mar 3, 2021 at 09:25 AM

Data in this report are provisional and subject to change.

The numbers in the table below represent the number of Florida and non-Florida residents for whom test results were received by the Department of Health. A person can be tested by more than one laboratory and can have both positive and negative results. **Therefore, the sum of the numbers in each column will be larger than the total number of people tested.**

Reporting lab	Inconclusive	Negative	Positive	Percent positive	Total
DELRAY BEACH HEALTH CENTER			2	100%	2
CIGNA GATEWAY			2	100%	2
CVS PA7611POCT ALLISON PARK		2			2
ONTARIO COUNTY PUBLIC HEALTH		2			2
CVS CA9721POCT ARCADIA		2			2
VETERANS AFFAIRS MEDICAL CENTER - GREATER LOS ANGELES			2	100%	2
UK HEALTHCARE			2	100%	2
MEASE COUNTRYSIDE HOSPITAL CARDIAC REH			2	100%	2
NORTH DAKOTA VETERANS HOME		2			2
ADVOCATE SHERMAN HOSPITAL			2	100%	2
ST. ELIZABETH HEALTHCARE			2	100%	2
ALL PEDIATRIC CARE PA			2	100%	2
SOUTH BEND MEDICAL FOUNDATION			2	100%	2
THE HOSPITAL OF PROVIDENCE EMERGENCY ROOM			2	100%	2
CVS PHARMACY			2	100%	2
SANIBEL MEDICAL CLINIC			2	100%	2
KIVA AT MOUNT DORA			2	100%	2
MEDEXPRESS URGENT CARE - BRIDGEVILLE		2			2
RAPID URGENT CARE - ALBANY			2	100%	2
MEDEXPRESS URGENT CARE- ALLISON PARK		1	1	50%	2
MIDDLEBURG PEDIATRICS			2	100%	2
NYUMC CLINICAL LABORATORIES			2	100%	2
OSF ST JOSEPH MEDICAL CENTER			2	100%	2
MADISON HOSPITAL LABORATORY			2	100%	2
NEW GEN LABS			2	100%	2
NORTHEAST FLORIDA HEALTH SERVICES, INC DBA FAMILY HEALTH SOURCE			2	100%	2
HELEN HAYES HOSPITAL LABORATORY		2			2
AGILE URGENT CARE			2	100%	2
HERNANDO CHILDREN'S			2	100%	2
FLORIDA MEDICAL CENTER			2	100%	2
ARLINGTON DIALYSIS CENTER LLC		2			2
ALVERNO CLINICAL LABORATORIES			2	100%	2
Garden Isle Healthcare and Rehabilitation Center		2			2
The Grand Rehabilitation & Nursing Utica		2			2
BROOKDALE PALM BEACH GARDENS			2	100%	2
MEMORIAL HOSPITAL OF SOUTH BEND			2	100%	2
SERENADES BY SONATA		1	1	50%	2
MEDEXPRESS URGENT CARE - WEXFORD		2			2
CVS CT288POCT BRISTOL		2			2
MEMORIAL HERMANN CONSOLIDATED LABORATORY SERVICES			2	100%	2
CHAPPEL GROUP RESEARCH, THE		2			2
FIRST PREVENTION AND DIALYSIS CENTER LLC			2	100%	2
TOMAH VAMC			1	100%	1
SANTA ROSA PEDIATRICS			1	100%	1
SACRED HEART HOSPITAL NURSING			1	100%	1
SUMMIT LABORATORY			1	100%	1
JP MORGAN CHASE HEALTH SERVICES			1	100%	1

COVID-19: testing by laboratory

Data through Mar 2, 2021 verified as of Mar 3, 2021 at 09:25 AM

Data in this report are provisional and subject to change.

The numbers in the table below represent the number of Florida and non-Florida residents for whom test results were received by the Department of Health. A person can be tested by more than one laboratory and can have both positive and negative results. **Therefore, the sum of the numbers in each column will be larger than the total number of people tested.**

Reporting lab	Inconclusive	Negative	Positive	Percent positive	Total
MEDICAL CITY NORTH HILLS			1	100%	1
PRISMA HEALTH TUOMEY LABORATORY			1	100%	1
MINUTE CLINIC DIAGNOSTIC MED GRP OF CA		1			1
WELLMED AT LINEBAUGH AVE			1	100%	1
ADVENTHEALTH PHYSICIAN GROUP - APPLEWOOD			1	100%	1
LOUIS A JOHNSON VAMC		1			1
GILBERT MEDICAL GROUP			1	100%	1
WEST PALM BEACH PHARMACEUTICALS LLC			1	100%	1
CVS SC2250POCT COLUMBIA		1			1
CITRONELLE HEALTH AND REHABILITATION CENTER		1			1
THEDACARE FAMILY MEDICINE GATEWAY			1	100%	1
APPLECARE URGENT CARE KINGSLAND			1	100%	1
ACCESS FAMILY CARE LLC			1	100%	1
Community Care Center of Heritage House, LLC			1	100%	1
E-LAB OF FLORIDA			1	100%	1
VERITAS GENETICS, INC.			1	100%	1
ST JOHNS EPISCOPAL HOSPITAL SOUTH SHORE		1			1
DOCTORS CARE - AIKEN MALL			1	100%	1
SPHERE DX			1	100%	1
USF PHYSICIANS GROUP			1	100%	1
NEMOURS CHILDREN'S PRIMARY CARE			1	100%	1
FALKVILLE HEALTHCARE		1			1
TEXAS HEALTH ARLINGTON MEMORIAL HOSPITAL			1	100%	1
PEDRO MENENDEZ HEALTH CENTER AT ST JOHNS			1	100%	1
MD NOW MEDICAL CENTERS, INC			1	100%	1
MEDPOST - NORTH DALLAS			1	100%	1
BEAUMONT HOSPITAL, GROSSE POINTE			1	100%	1
GADSDEN FAMILY PRACTICE		1			1
WAKE FOREST MEDICAL CENTER LABORATORY			1	100%	1
Redwood Springs Healthcare			1	100%	1
OMAHA VA MEDICAL CENTER			1	100%	1
TRIHEALTH			1	100%	1
SIGNATURE CARE MIDLAND			1	100%	1
ADVANCED URGENT CARE PLLC		1			1
Tremont Health & Rehabilitation Center		1			1
CELEBRATION HOSPITAL			1	100%	1
HEALTHCARE AND REHAB OF SANFORD			1	100%	1
CVS MI8091POCT FRASER		1			1
MISSOURI DEPARTMENT OF HEALTH AND SENIOR SERVICES - STATE PH LAB		1			1
RABI SINHA, MD		1			1
Courtenay Springs Village			1	100%	1
BLESSINGS MEDICAL CLINIC, THE			1	100%	1
Kroger 683 - The Little Clinic Foothills Plaza		1			1
MERITUS MEDICAL CENTER			1	100%	1
INTERNAL MEDICINE EMILIA MURRAY MD PA		1			1
XSTREMEMD			1	100%	1
CLEVELAND HEARTLAB			1	100%	1

COVID-19: testing by laboratory

Data through Mar 2, 2021 verified as of Mar 3, 2021 at 09:25 AM

Data in this report are provisional and subject to change.

The numbers in the table below represent the number of Florida and non-Florida residents for whom test results were received by the Department of Health. A person can be tested by more than one laboratory and can have both positive and negative results. **Therefore, the sum of the numbers in each column will be larger than the total number of people tested.**

Reporting lab	Inconclusive	Negative	Positive	Percent positive	Total
ABSOLUTE CAREGIVERS HOME HEALTH AGENCY INC			1	100%	1
CLEVELAND CLINIC OHIO LABORATORIES			1	100%	1
QLABS			1	100%	1
Central Park Healthcare & Rehabilitation Center		1			1
MID-FLORIDA PATHOLOGY LLC		1			1
OPTUM OF HIALEAH		1			1
CARSON NURSING AND REHABILITATION CENTER		1			1
TITUSVILLE REHABILITATION AND NURSING CENTER		1			1
Valley View Health and Rehabilitation, LLC		1			1
REGIONAL MED CTR BAYONET POINT			1	100%	1
COASTAL PEDIATRICS LLC			1	100%	1
ODYSSEY HEALTH CARE OF MARION COUNTY LLC		1			1
Kroger 379 - The Little Clinic Stony Brook		1			1
CVS AZ4795POCT MESA		1			1
SOLARIS HEALTHCARE PLANT CITY		1			1
Brookcrest Nursing Home		1			1
Kroger 968 - The Little Clinic Colerain Township		1			1
NABI		1			1
FRESENIUS KIDNEY CARE FORT WALTON BEACH			1	100%	1
FELD ENTERTAINMENT			1	100%	1
Moab Regional Hospital			1	100%	1
GAMMA HEALTHCARE, INC		1			1
PROGRESSIVE MEDICAL LAB LLC			1	100%	1
INNOVATIVE CARE II LLC			1	100%	1
ALPHA 1 ANTITRYPSIN RESEARCH PROGRAM			1	100%	1
BAPTIST HEALTH PRIMARY CARE AT CUTLER BAY			1	100%	1
CARESPOT - OCOEE			1	100%	1
ORLANDO HEALTH MEDICAL GROUP			1	100%	1
MINUTE CLINIC DIAGNOSTIC PA			1	100%	1
SONNI'S PEDIATRICS			1	100%	1
STEPHENS COUNTY HOSPITAL			1	100%	1
ACUPATH LABORATORIES INC			1	100%	1
SUNSHINE PEDIATRICS OF LUTz			1	100%	1
ANDERSON FAMILY MEDICINE			1	100%	1
DIGESTIVE DISEASE CARE PC		1			1
NULEASE MEDICAL SOLUTIONS			1	100%	1
HILTON HEAD HOSPITAL/INPATIENT			1	100%	1
UABC			1	100%	1
ALLIED PEDIATRICS & FAMILY MEDICINE			1	100%	1
ROSE MEDICAL CENTER LAB			1	100%	1
DOCTORS HOSPITAL OF LAREDO			1	100%	1
NORTH BREVARD CHILDRENS MEDICAL CENTER			1	100%	1
KIOSK MEDICINE OF KENTUCKY LLC		1			1
NORTH FLORIDA FAMILY MEDICINE			1	100%	1
MYCLINIC, INC			1	100%	1
ACCESS 365 URGENT CARE LLC			1	100%	1
LAKEVIEW REGIONAL HOSPITAL			1	100%	1

COVID-19: testing by laboratory

Data through Mar 2, 2021 verified as of Mar 3, 2021 at 09:25 AM

Data in this report are provisional and subject to change.

The numbers in the table below represent the number of Florida and non-Florida residents for whom test results were received by the Department of Health. A person can be tested by more than one laboratory and can have both positive and negative results. **Therefore, the sum of the numbers in each column will be larger than the total number of people tested.**

Reporting lab	Inconclusive	Negative	Positive	Percent positive	Total
BAYMEADOWS PEDIATRIC CARE		1			1
BLAKE AT PENSACOLA OPERATION CO, LLC, THE			1	100%	1
Southwest Louisiana Veterans Home			1	100%	1
CHC SOUTHWEST FLORIDA LAB-LIVE			1	100%	1
CVS MA299POCT WORCESTER		1			1
MT SINA1 HOSPICE			1	100%	1
PANCARE HEALTH - BRUCE			1	100%	1
INTERNAL MEDICINE GROUP OF CENTRAL FLORIDA			1	100%	1
ALLIANCE MD DIRECT PRIMARY CARE			1	100%	1
WOOD COUNTY HEALTH DEPARTMENT			1	100%	1
MEDICAL SPECIALISTS OF THE PALM BEACHES INC			1	100%	1
MANOR CARE OF DELRAY BEACH FL LLC		1			1
ADVANCED MEDICAL LABORATORIES (AML)			1	100%	1
VELOCITY URGENT CARE - LITTLE CREEK			1	100%	1
ACCOMPLISHED HOME CARE		1			1
Kroger 549 - The Little Clinic Clinton Highway		1			1
QUALITY LAB			1	100%	1
HHCS PHARMACY INC			1	100%	1
MY URGENT CARE CLINIC			1	100%	1
HALIFAX HEALTH PRIMARY CARE			1	100%	1
POUDRE VALLEY HOSPITAL			1	100%	1
CHRISTIAN REST HOME ASSOC		1			1
HIGHLAND LABORATORY			1	100%	1
GENOTOX LABORATORIES		1			1
KIDSVILLE PEDIATRICS IV PA		1			1
Kroger 353 - The Little Clinic Harpers Point		1			1
PIONEER CLINICAL RESEARCH LLC			1	100%	1
HENRY FORD HOSPITAL			1	100%	1
CHAMBREL AT PINECASTLE			1	100%	1
CELEBRATION FAMILY PHYSICIANS LLC			1	100%	1
WEILL CORNELL MEDICAL ASSOCIATES - EAST SIDE		1			1
Village Green Health & Rehabilitation		1			1
CROSS CREEK HEALTH CARE		1			1
NAVARRO MEDICAL CENTERS LLC			1	100%	1
TRAFALGAR DIALYSIS			1	100%	1
DORA HOME CARE			1	100%	1
ARTESIAN HOME		1			1
Bethany Manor		1			1
NEMOURS CHILDREN'S PRIMARY CARE, ST CLOUD			1	100%	1
FAST PACE URGENT CARE			1	100%	1
ST VINCENTS OUTPATIENT IMAGING		1			1
ST FRANCIS COLLEGE WELLNESS CENTER		1			1
SPEARE MEMORIAL HOSPITAL			1	100%	1
Princeton Place			1	100%	1
MEDEXPRESS URGENT CARE - TOPEKA, SW WANAMAKER RD		1			1
ADVANCE HEALTH AND WELLNESS SOLUTIONS			1	100%	1
JAX FAMILY CARE		1			1

COVID-19: testing by laboratory

Data through Mar 2, 2021 verified as of Mar 3, 2021 at 09:25 AM

Data in this report are provisional and subject to change.

The numbers in the table below represent the number of Florida and non-Florida residents for whom test results were received by the Department of Health. A person can be tested by more than one laboratory and can have both positive and negative results. **Therefore, the sum of the numbers in each column will be larger than the total number of people tested.**

Reporting lab	Inconclusive	Negative	Positive	Percent positive	Total
HIGH DESERT COURT GROUP HOME			1	100%	1
Vi at Aventura		1			1
ORLANDO HEALTH PHYSICIAN GROUP INC			1	100%	1
METROPOLITAN			1	100%	1
Kroger 825 - The Little Clinic Dorothy Lane		1			1
WALGREENS #5130			1	100%	1
Good Samaritan Society - Albion		1			1
ST. JOHN HOSPITAL & MEDICAL CENTER			1	100%	1
CVS OH2540POCT HILLIARD		1			1
EASTGENE LABORATORIES		1			1
Kroger 717 - The Little Clinic Dolphin Drive			1	100%	1
HIBISCUS COURT			1	100%	1
SMA BEHAVIORAL HEALTH SERVICES INC		1			1
ISLAND NURSING HOME			1	100%	1
UNLIMITED MEDICAL SERVICES OF FL PL DBA		1			1
Rio Grande City Nursing and Rehab Center			1	100%	1
MID FLORIDA BIOLOGICALS			1	100%	1
NORTH PALM CHIDRENS PHYSICIANS			1	100%	1
SOMA MEDICAL CENTER PA #3 PALOMINO			1	100%	1
NORTH SHORE HEMATOLOGY-ONCOLOGY ASSOCIATES PC		1			1
ORMOND MEDICAL ARTS FAMILY PRACTICE PL			1	100%	1
CLEVELAND CLINIC AKRON GENERAL			1	100%	1
Summit Medical Group Morristown Oncology		1			1
ERIE COUNTY EMERGENCY SERVICES DIV OF		1			1
LAREDO EMERGENCY ROOM			1	100%	1
COLUMBIA CREST CARE & RAHAB		1			1
INLET CONCIERGE MEDICINE			1	100%	1
LIBERTY HEALTH CENTER			1	100%	1
MIAMI VASCULAR SURGERY			1	100%	1
FLORIDA EPIDEMIOLOGY PROGRAM			1	100%	1
MEDICAL CITY DENTON			1	100%	1
DISCOVERY AT HOME, LLC			1	100%	1
DR JAMES D FORBES FAMILY CARE CENTER			1	100%	1
UNIVERSITY OF SOUTH FLORIDA			1	100%	1
ALLIANCE LABORATORY SERVICES			1	100%	1
HAWKEYE CARE CENTER DUBUQUE		1			1
ST LUKES SURGICAL AT THE VILLAGES INC			1	100%	1
CVS CA9497POCT IRVINE		1			1
Washington County Nursing H0me			1	100%	1
ST JOSEPHS CHILDRENS HOSPITAL PEDI TRANSPORT			1	100%	1
CROZER-CHESTER MEDICAL CENTER			1	100%	1
DOCTORS AFTER HOURS URGENT CARE CENTER			1	100%	1
PREMIER HEALTH CARE INC			1	100%	1
GWINNETT MEDICAL CENTER			1	100%	1
FINLAY MEDICAL RESEARCH CORP			1	100%	1
UNITYPOINT HEALTH TRINITY			1	100%	1
Kroger 524 - The Little Clinic Iron Bridge Road		1			1

COVID-19: testing by laboratory

Data through Mar 2, 2021 verified as of Mar 3, 2021 at 09:25 AM

Data in this report are provisional and subject to change.

The numbers in the table below represent the number of Florida and non-Florida residents for whom test results were received by the Department of Health. A person can be tested by more than one laboratory and can have both positive and negative results. **Therefore, the sum of the numbers in each column will be larger than the total number of people tested.**

Reporting lab	Inconclusive	Negative	Positive	Percent positive	Total
YOUTH HEALTH CENTER OF HUNTINGTON		1			1
ST JOHNS PEDIATRICS PA		1			1
FLORIDA HEART AND VASCULAR MULTISPECIALTY GROUP PA			1	100%	1
KENT		1			1
BICKERTON, DAWN		1			1
CFCH - FROSTPROOF			1	100%	1
CVS NV5942POCT LAS VEGAS		1			1
Robinson Terrace Rehabilitation and Nursing Center		1			1
SANCHEZ CAZAU MEDICAL GROUP			1	100%	1
RCP OF MEMORIAL WEST			1	100%	1
ASPIRUS WAUSAU HOSPITAL			1	100%	1
ELAN MANATEE			1	100%	1
San Antonio Residence and Rehabilitation Center		1			1
FAU MEMORY & WELLNESS CENTER			1	100%	1
MEDEXPRESS-DOVER		1			1
GARNET HEALTH DOCTORS		1			1
HARTFORD HEALTH CARE & REHABILITATION			1	100%	1
OXLEY PARK HEALTH & REHAB		1			1
BAYLOR SCOTT & WHITE ALL SAINTS MEDICAL CENTER FT			1	100%	1
Hawthorne House		1			1
BIODORON LABORATORIES			1	100%	1
MINUTE CLINIC DIAGNOSTICS OF IN, LLC #6252		1			1
GOLDING-GRANADO MEDICAL ASSOCIATES		1			1
ATLANTIS VISION CENTER			1	100%	1
FLORHAM PARK ENDOSCOPY CENTER		1			1
HEALTH FIRST HOME CARE		1			1
CONSULATE HEALTH CARE OF VERO BEACH			1	100%	1
MEDEXPRESS URGENT CARE, MOSSIDE		1			1
FLORIDA CLINICAL RESEARCH CENTER, LLC			1	100%	1
WEST VIRGINIA UNIVERSITY HOSPITALS			1	100%	1
RIVERSIDE MEDICAL CENTER		1			1
CVS MA957POCT WEST SPRINGFIELD		1			1
PROGRESSIVE MEDICAL RESEARCH			1	100%	1
BROADWAY HEALTH FLORIDA MEDICAL CLINIC URGENT CARE			1	100%	1
STEWART FLORIDA ALF, INC			1	100%	1
URGENT CARE OF FORT LAUDERDALE INC			1	100%	1
FLAGLER PROFESSIONAL HEALTH CARE SERVICES INC		1			1
MINUTECLINIC DIAGNOSTICS OF OKLAHOMA		1			1
FHPG SURGICAL ASSOCIATES OF EAST PASCO			1	100%	1
CVS KS8573POCT OVERLAND PARK		1			1
BOLLES SCHOOL, THE			1	100%	1
CVS AZ69POCT PEORIA		1			1
CVS IL8750POCT CHICAGO		1			1
Heartland of Perrysburg		1			1
SAINT JOSEPHS HOSPITAL OF ATLANTA			1	100%	1
GOSHEN MEDICAL CENTER			1	100%	1
A G RHODES HOME AT WESLEY WOODS		1			1

COVID-19: testing by laboratory

Data through Mar 2, 2021 verified as of Mar 3, 2021 at 09:25 AM

Data in this report are provisional and subject to change.

The numbers in the table below represent the number of Florida and non-Florida residents for whom test results were received by the Department of Health. A person can be tested by more than one laboratory and can have both positive and negative results. **Therefore, the sum of the numbers in each column will be larger than the total number of people tested.**

Reporting lab	Inconclusive	Negative	Positive	Percent positive	Total
OUCH URGENT CARE			1	100%	1
HALIFAX HEALTH PRIMARY CARE ORMOND			1	100%	1
Kroger 359 - The Little Clinic Bellevue		1			1
PENNY PEDIATRICS		1			1
CROSSROADS URGENT CARE PLLC		1			1
EASTMAN HEALTHCARE & REHAB		1			1
CUSTOM SCRIPTS PHARMACY		1			1
CVS NM7242POCT ALBUQUERQUE		1			1
ADVENTHEALTH MEDICAL GROUP UROLOGY AT EAST ORLANDO		1			1
CITY OF LAKE MARY EMPLOYEE HEALTH CENTER		1			1
GENESIS MICROBIOLOGY LAB		1			1
MISSION REGIONAL MEDICAL CENTER			1	100%	1
HOCHBERG LOWER SCHOOL		1			1
NORTH CAROLINA STATE LABORATORY OF PUBLIC HEALTH, SPECTRUM LAB NETWORK			1	100%	1
LIBERTY COMMONS NURSING AND REHABILITA		1			1
AURORA MEDICAL CENTER-KENOSHA			1	100%	1
APPLECARE BRUNSWICK			1	100%	1
FLORIDA HOSPITAL TRANSPLANT CENTER		1			1
AVERA ST. MARY'S HOSPITAL			1	100%	1
SOUTH TEXAS HEALTH SYSTEM ER - WARE ROAD			1	100%	1
HERNANDO COUNTY HEALTH DEPT			1	100%	1
Kroger 909 - The Little Clinic Hamilton			1	100%	1
CLARKSVILLE HEALTH SYSTEM			1	100%	1
Accordius Health at Harrisonburg		1			1
CORNERSTONE OF RECOVERY INC		1			1
LEHIGH REGIONAL WOUND CENTER			1	100%	1
LAKE MARY DIALYSIS			1	100%	1
Kroger - KR062000426			1	100%	1
WASHINGTONVILLE PHARMACY INC		1			1
MEDEXPRESS URGENT CARE, EDWARDSVILLE		1			1
Monument Health Strugis Care Center		1			1
CVS NV9586POCT RENO		1			1
PATHOLOGYT & LAB MEDICINE SERVICES			1	100%	1
MED BAR LLC		1			1
FLORIDA DIGESTIVE AND LIVER SPECIALISTS			1	100%	1
BRANDON OUTREACH CLINIC			1	100%	1
ATMORE COMMUNITY HOSPITAL			1	100%	1
PALMETTO BAY MEDICAL CENTER			1	100%	1
BIOMERIEUX			1	100%	1
JOHNSON & JOHNSON VISION CARE-VISTAKON			1	100%	1
MEDIPLUS CLINIC, INC			1	100%	1
HCL LABORATORIES			1	100%	1
PINEVILLE PHARMACY			1	100%	1
FLORIDA ADVANCED MEDICAL AND DERM AESTHETICS LLC			1	100%	1
CHOTA COMMUNITY HEALTH SERVICES		1			1
WEST CARVER MEDICAL ASSOCIATES		1			1
PAUL C SCHWARTZ & MELVIN L WEIDMAN		1			1

COVID-19: testing by laboratory

Data through Mar 2, 2021 verified as of Mar 3, 2021 at 09:25 AM

Data in this report are provisional and subject to change.

The numbers in the table below represent the number of Florida and non-Florida residents for whom test results were received by the Department of Health. A person can be tested by more than one laboratory and can have both positive and negative results. **Therefore, the sum of the numbers in each column will be larger than the total number of people tested.**

Reporting lab	Inconclusive	Negative	Positive	Percent positive	Total
MEDEXPRESS URGENT CARE - WAYNESBURG		1			1
NHC HealthCare Anniston		1			1
HARDIN MEMORIAL HOSPITAL - HEARTLAND PATHOLOGY CONSULTANTS			1	100%	1
EXCEL URGENT CARE OF NJ			1	100%	1
AMERICAN LAB LLC		1			1
PHYSICIANS IMMEDIATE CARE			1	100%	1
LIFELINK TRANSPLANT INSTITUTE LAB			1	100%	1
GENESIS HOME HEALTH CARE SERVICES OF			1	100%	1
EXPRESS LAB LIVINGSTON			1	100%	1
LUMICO LIFE INSURANCE COMPANY		1			1
MOBILE HEALTH MEDICAL SERVICES PC		1			1
CHATEAU MADELEINE - SENIOR LIVING & MEMORY CARE			1	100%	1
PINELLAS POINT NURSING AND REHAB CENTER			1	100%	1
OAKMONT OF UNION SC, LLC		1			1
WALGREENS #10854		1			1
RIDGE OPTUM FLORIDA			1	100%	1
Walgreens #10851		1			1
NORTHEAST BAPTIST HOSPITAL			1	100%	1
CHESAPEAKE REGIONAL MEDICAL CENTER			1	100%	1
SPRING VALLEY HOSPITAL MEDICAL CENTER			1	100%	1
CVS OH4359POCT HUDSON		1			1
JPS HEALTH CENTER AT TRUE WORTH PLACE			1	100%	1
NORTH SHORE HEMATOLOGY-ONCOLOGY ASSOCI		1			1
BASCOM PALMER-MICRO LAB			1	100%	1
Fairview			1	100%	1
INDIGO PALMS			1	100%	1
EVANS FAMILY CARE PA			1	100%	1
LIFE CARE CENTER OF HILTON HEAD		1			1
Kroger 006 - The Little Clinic Uintah Gardens		1			1
Kroger 532 - The Little Clinic Murfreesboro		1			1
OMC PRIMARY CARE - HOSPITAL CAMPUS			1	100%	1
HEALTH CARE SERVICES LC			1	100%	1
5 STAR HOME HEALTH SERVICES INC		1			1
PUBLIX PHARMACY #1114			1	100%	1
New York Harbor Harbor HCS - Brooklyn Campus		1			1
Advanced Rehabilitation of Vernon		1			1
BROOKDALE AVONDALE (BU 04360)			1	100%	1
DIGNITY HEALING LLC			1	100%	1
Manor Care Health Services- Wilmington			1	100%	1
HAILE MEDICAL GROUP PA		1			1
WALMART PHARMACY 10-4554		1			1
URGENT DOC -NACOGODOCHES CLINIC			1	100%	1
Crisp Regional Nursing and Rehab Center		1			1
ROAN MOUNTAIN MEDICAL CENTER			1	100%	1
GREYSTONE HOME HEALTH OF GREATER ORLANDO LLC		1			1
Metairie Healthcare Center			1	100%	1
TWIN			1	100%	1

COVID-19: testing by laboratory

Data through Mar 2, 2021 verified as of Mar 3, 2021 at 09:25 AM

Data in this report are provisional and subject to change.

The numbers in the table below represent the number of Florida and non-Florida residents for whom test results were received by the Department of Health. A person can be tested by more than one laboratory and can have both positive and negative results. **Therefore, the sum of the numbers in each column will be larger than the total number of people tested.**

Reporting lab	Inconclusive	Negative	Positive	Percent positive	Total
FAMILY PRACTICE OF CENTRAL FLORIDA PA			1	100%	1
SHARON REGIONAL MEDICAL CENTER			1	100%	1
THE CHILDREN'S HOSPITAL OF PHILADELPHIA		1			1
FAMILY PHYSICIANS OF WINTER PARK, INC			1	100%	1
DOYLESTOWN HOSPITAL			1	100%	1
SOUTHERN FAMILY HEALTH			1	100%	1
TEXAS HEALTH ARLINGTON MEMORIAL		1			1
Grays Harbor Health and Rehabilitation		1			1
PERRY COUNTY NURSING HOME		1			1
LEE MEMORIAL HOSPITAL OUTPATIENT SURGERY CENTER			1	100%	1
CLUB HEALTH AND REHABILITATION CENTER, THE		1			1
Melbourne Terrace Rehabilitation Center			1	100%	1
HOLSTON MEDICAL GROUP		1			1
AMD			1	100%	1
CVS AZ7841POCT TUCSON		1			1
GENEVA FAMILY HEALTH			1	100%	1
TMH URGENT CARE CENTER			1	100%	1
SAINT FRANCIS HOSPITAL			1	100%	1
BORINQUEN HEALTH CENTER			1	100%	1
ADDINGTON PLACE EAST LAKE		1			1
ARNOLD PALMER HOSPITAL LAB POCT		1			1
CARE ADVANTAGE			1	100%	1
CURA LABORATORY SERVICES			1	100%	1
THE INTERNAL MEDICAL GROUP		1			1
OAKWOOD HOSPITAL - SOUTHSHORE			1	100%	1
ADVENT HEALTH - OWASA			1	100%	1
CVS OH4300POCT STRONGSVILLE		1			1
ULTIMATE KIDNEY CARE			1	100%	1
ADVANCED LABORATORY SERVICES			1	100%	1
NULL			1	100%	1
LAB PLUS, LLC			1	100%	1
MBMG OF WINTER HAVEN			1	100%	1
TMH REHABILITATION CENTER		1			1
TMH PHYSICIAN PARTNERS WAKULLA			1	100%	1
SOMA MEDICAL CENTER PA #2 OAKLAND			1	100%	1
NORTHWEST TEXAS HEALTHCARE SYSTEM,INC			1	100%	1
Falmouth By The Sea			1	100%	1
MEDEXPRESS URGENT CARE-MEADVILLE			1	100%	1
FAMILY MEDICINE AT KISSIMMEE		1			1
HELIX BIOMEDICS LLC			1	100%	1
CARINGPLUS HOMECARE LLC			1	100%	1
Heartland Health Care Center Jacksonville			1	100%	1
SMITH			1	100%	1
Village Crest Center for Health & Rehabilitation		1			1
FAMILY MEDICAL CENTERS			1	100%	1
CVS OH6167POCT ASHLAND		1			1
BROOKSHIRE, THE			1	100%	1

COVID-19: testing by laboratory

Data through Mar 2, 2021 verified as of Mar 3, 2021 at 09:25 AM

Data in this report are provisional and subject to change.

The numbers in the table below represent the number of Florida and non-Florida residents for whom test results were received by the Department of Health. A person can be tested by more than one laboratory and can have both positive and negative results. **Therefore, the sum of the numbers in each column will be larger than the total number of people tested.**

Reporting lab	Inconclusive	Negative	Positive	Percent positive	Total
Bayou Vista Community Care Center			1	100%	1
ARIZONA STATE LABORATORY			1	100%	1
441 URGENT CARE CENTER - BROWNWOOD			1	100%	1
FAMILY MEDICAL CLINIC KENDALL LLC			1	100%	1
SANFORD LABORATORIES WATERTOWN			1	100%	1
PT&J REHAB LLC		1			1
MEDSTAR URGENT CARE, LLC			1	100%	1
SC-GA2018 SIMPSONVILLE REHABILITATION		1			1
Manor Care of Dallastown d/b/a ManorCare Health Services - Dallastown		1			1
BRADENTON CONVENTION CENTER			1	100%	1
Community Compassion Center of Batesville			1	100%	1
BREVARD FAMILY WALK IN CLINIC			1	100%	1
DSI LABORATORIES-NAPLES-7TH			1	100%	1
MEDEXPRESS URGENT CARE - WICHITA, N MAIZE RD		1			1
MEDICAL ASSOCIATES OF THE SHOALS		1			1
COMMUNITY MEDICAL CARE			1	100%	1
Excel Care Center			1	100%	1
HEALTHPLUS			1	100%	1
CHC			1	100%	1
HOWELL BRANCH COURT			1	100%	1
LRGHEALTHCARE		1			1
MERCY MEDICAL CENTER INC			1	100%	1
LIFEGUARD AMBULANCE SERVICE LLC - BAY COUNTY			1	100%	1
SOUTHEASTERN INTEGRATED MEDICAL PL			1	100%	1
St Mary's d'Youville Pavilion		1			1
SCRIPTS PLUS INC DBA THE MEDICINE SHOP		1			1
NONA MEDICAL ARTS		1			1
GOOD PEDIATRICS			1	100%	1
JACKSON MADISON CO. GEN. HOSPITAL			1	100%	1
EVEXIA DIAGNOSTICS			1	100%	1
MARYWOOD NURSING CARE CENTER		1			1
RANDOLPH COUNTY HEALTH & REHABILITATIO		1			1
Fairhaven Retirement Community		1			1
IVY CREEK HEALTHCARE & WELLNESS CENTRE			1	100%	1
MEMORIAL HOSPITAL LOS BANOS			1	100%	1
WHEATON FRANCISCAN LABORATORY			1	100%	1
IM&P WELLNES CENTER			1	100%	1
BAXTER REGIONAL MEDICAL CENTER			1	100%	1
Dulles Health and Rehab Center		1			1
SEATTLE-KING COUNTY			1	100%	1
PARK AVENUE DERMATOLOGY NORTH			1	100%	1
COMMUNITY MEDICAL CENTER-ORANGE CITY		1			1
The Pines at Poughkeepsie Center for Nursing and Rehabilitation		1			1
MEMORIAL HERMANN KATY HOSPITAL			1	100%	1
SPRINGFIELD HOSPITAL			1	100%	1
Lemont Nursing and Rehab Center			1	100%	1
CRUSADER COMMUNITY HEALTH			1	100%	1

COVID-19: testing by laboratory

Data through Mar 2, 2021 verified as of Mar 3, 2021 at 09:25 AM

Data in this report are provisional and subject to change.

The numbers in the table below represent the number of Florida and non-Florida residents for whom test results were received by the Department of Health. A person can be tested by more than one laboratory and can have both positive and negative results. **Therefore, the sum of the numbers in each column will be larger than the total number of people tested.**

Reporting lab	Inconclusive	Negative	Positive	Percent positive	Total
BAYCARE OUTREACH LAB AT NEW TAMPA			1	100%	1
LEGACY AT HIGHWOODS PRESERVE		1			1
Port Orange Nursing And Rehab Center			1	100%	1
CAREWELL URGENT CARE FITCHBURG			1	100%	1
Medicalodges Neosho			1	100%	1
SPARTANBURG REGIONAL MEDICAL CENTER			1	100%	1
OCALA REGIONAL DIALYSIS- NORTH			1	100%	1
HIGHLAND PARK LAKEWOOD PRESTON HOLLOW			1	100%	1
OCEAN MEDICAL CENTER		1			1
CVS TN6414POCT SMYRNA		1			1
Cerenity Senior Care-White Bear Lake		1			1
VA ST LOUIS HEALTH CARE SYSTEM			1	100%	1
SYNERGENE LABORATORY			1	100%	1
UCH LAB			1	100%	1
TARRYTOWN PHARMACY			1	100%	1
CHIPOLA QUICK CARE			1	100%	1
CHI MEMORIAL HOSPITAL CHATTANOOGA			1	100%	1
SUNCOAST RESEARCH GROUP LLC			1	100%	1
INTERIM HEALTHCARE OF PALM COAST			1	100%	1
BHS PHYSICIAN NETWORK			1	100%	1
CARESOUTH HHA HOLDINGS OF THE TREASURE COAST LLC			1	100%	1
SHANDS JACKSONVILLE CLINICAL CENTER			1	100%	1
DEVLAB, LLC			1	100%	1
NEW ERA COMMUNITY HEALTH CENTER LLC		1			1
SARASOTA MEMORIAL HOSPITAL		1			1
ST VINCENT'S AMBULATORY CARE INC			1	100%	1
Memorial Health Care Center			1	100%	1
Kroger 397 - The Little Clinic Frankfort East		1			1
Bethel Lutheran Nursing & Rehabilitation Center		1			1
HOLLAND COMMUNITY HOSPITAL		1			1
Henry County Health and Rehabilitation		1			1
BOULDER COMMUNITY HOSPITAL			1	100%	1
CARENOW-MONTGOMERY			1	100%	1
INNOVATIVE HEALTH DIAGNOSTIC OF CALIFORNIA			1	100%	1
RIVERTON CBOC			1	100%	1
Crowne Health Care of Mobile		1			1
JMJ FAMILY PRACTICE			1	100%	1
MONMOUTH MEDICALC ENTER		1			1
PALMETTO PRIMARY CARE PHYSICIANS			1	100%	1
PSL JAX BEACH OPERATIONS LLC			1	100%	1
SANITAS RESEARCH LLC			1	100%	1
GOSHEN HOSPITAL			1	100%	1
SPECTRUM LUDINGTON			1	100%	1
HOLMES FAMILY PRACTICE PA			1	100%	1
PULMONARY, CRITICAL CARE AND SLEEP DISORDERS INSTITUTE OF SOUTH FLORID			1	100%	1
FAYETTE MEDICAL CENTER LAB		1			1
QUALITY CLINICAL LAB LLC			1	100%	1

COVID-19: testing by laboratory

Data through Mar 2, 2021 verified as of Mar 3, 2021 at 09:25 AM

Data in this report are provisional and subject to change.

The numbers in the table below represent the number of Florida and non-Florida residents for whom test results were received by the Department of Health. A person can be tested by more than one laboratory and can have both positive and negative results. **Therefore, the sum of the numbers in each column will be larger than the total number of people tested.**

Reporting lab	Inconclusive	Negative	Positive	Percent positive	Total
Livingston County Center for Nursing and Rehabilitation		1			1
ROSE HAVEN NURSING CENTER		1			1
ABSOLUTE QUICK CARE			1	100%	1
CVS OK6225POCT EDMOND		1			1
CVS PA371POCT PHILADELPHIA		1			1
MYLAN-SOUTH POINT PA		1			1
CVS NH2257POCT MANCHESTER		1			1
DAVENPORT PEDIATRICS CLERMONT			1	100%	1
REFERENCE LABORATORY			1	100%	1
CONCENTRA - OCALA		1			1
LIMA MEMORIAL HOSPITAL			1	100%	1
WMC HEALTH GROUP INC			1	100%	1
BLOOMIN BRANDS WELLNESS CENTER			1	100%	1
Kroger - KR070300083			1	100%	1
PRIME CARE FAMILY MEDICINE			1	100%	1
SOPHIA MEDICAL ASSOCIATES, PC			1	100%	1
107TH PLACE GROUP HOME		1			1
NHC Chattanooga			1	100%	1
CAREWELL 203			1	100%	1
HEALTH NETWORK			1	100%	1
RESIDENCES AT MIAMI / REIGN GARDENS LLC, THE			1	100%	1
CENTRAL FLORIDA ADULT MEDICINE		1			1
Fairhope		1			1
NEVADA RURAL HOUSING AUTHORITY			1	100%	1
MEDEXPRESS URGENT CARE - LINCOLN		1			1
MINUTECLINIC DIAGNOSTIC OF VIRGINIA, LLC #1980		1			1
Kroger - KR001100688			1	100%	1
PALOMAR MEDICAL CENTER			1	100%	1
RAPID CITY REGIONAL HOSPITAL -579 ATTN. LABORATORY		1			1
LPG PRIMARY CARE AT CAPE CORAL PARKWAY		1			1
RIVIERA BEACH HEALTH CENTER LAB			1	100%	1
BMC/NASSAU			1	100%	1
WVU MEDICINE AT SUNCREST TOWNE CENTRE			1	100%	1
MEDEXPRESS URGENT CARE - ST CLAIR, CLOVER DR.		1			1
ADVENTHEALTH MEDICAL GROUP ADULT AND SENIOR HEALTH			1	100%	1
OMNICARE PHARMACY OF TEXAS 1, LP		1			1
DOCTORS HEARING			1	100%	1
Oregon Veterans Home The Dalles		1			1
HALEYVILLE HEALTH CARE CENTER		1			1
HIGHLANDS CLINICAL LABORATORY			1	100%	1
BLOSSOMS ASSISTED LIVING 1 LLC			1	100%	1
TEVAPHARM			1	100%	1
St. Luke's Care Center		1			1
RESOURCE PATH LLC			1	100%	1
HILLSBORO MEDICAL CENTER MAIN LABORATO		1			1
SIPERSTEIN DERMATOLOGY LLC			1	100%	1
LABORATORY COPRORATION OF AMERICA			1	100%	1

COVID-19: testing by laboratory

Data through Mar 2, 2021 verified as of Mar 3, 2021 at 09:25 AM

Data in this report are provisional and subject to change.

The numbers in the table below represent the number of Florida and non-Florida residents for whom test results were received by the Department of Health. A person can be tested by more than one laboratory and can have both positive and negative results. **Therefore, the sum of the numbers in each column will be larger than the total number of people tested.**

Reporting lab	Inconclusive	Negative	Positive	Percent positive	Total
KEY WEST BRANCH MEDICAL CLINIC			1	100%	1
WAKULLA URGENT CARE & DIAGNOSTIC			1	100%	1
DILELLA			1	100%	1
ST. PETERSBURG PEDIATRICS-SEMINOLE			1	100%	1
MRMC LAB MICRO			1	100%	1
CVS MA1022POCT CAMBRIDGE		1			1
ADVENTHEALTH MEDICAL GROUP SENIOR HEALTH AT			1	100%	1
TENNOVA HEALTHCARE - CLEVELAND			1	100%	1
DOCTOR TODAY URGENT CARE			1	100%	1
DONALSONVILLE HOSPITAL			1	100%	1
SAINT LEO UNIVERSITY INCORPORATED			1	100%	1
MEDEXPRESS URGENT CARE - LEOMINSTER		1			1
LAKE VIEW COURT		1			1
SILVER SPRINGS SHORES DIALYSIS			1	100%	1
US LABORATORIES			1	100%	1
Raleigh Center (WV)			1	100%	1
TLC MEDICAL			1	100%	1
EVENING PEDIATRICS INC			1	100%	1
MINUTE CLINIC LLC #1909		1			1
GSM OCED Subsection			1	100%	1
PEDIATRIC ASSOCIATES - JACKSONVILLE			1	100%	1
MEDEXPRESS URGENT CARE - EWING		1			1
FLORIDA MEDICAL CLINIC PA GI			1	100%	1
DIAGNOSTIC GROUP INTEGRATED HEALTHCARE			1	100%	1
SKYRIDGE CLINICAL ASSOCIATES		1			1
BRISTOL REGINAL MEDICAL CENTER			1	100%	1
UNIVERISTY HOSPITAL			1	100%	1
HEALTH GUAGE			1	100%	1
777 URGENT CARE			1	100%	1
MINUTECLINIC DIAG OF IND, LLC #4368		1			1
YOUR KIDS URGENT CARE			1	100%	1
Carrollton Manor Inc		1			1
HAMILTON CI MAIN UNIT ANNEX/ WORK CAMP			1	100%	1
FRESENIUS SOUTH FORT MYERS		1			1
Monument Health Custer Care Center		1			1
SOUTHWESTERN STATE HOSPITAL LABORATORY			1	100%	1
CTMD MEDICAL CENTER, PA			1	100%	1
STERLING HOUSE OF PORT ORANGE		1			1
KELLY			1	100%	1
Walgreens #3661		1			1
MIAMI CHILDRENS HOSPITAL MIDTOWN OUTPATIENT CENTER			1	100%	1
Pinnacle Assisted Living			1	100%	1
OMNI HEALTHCARE INC			1	100%	1
LAKE LURE HEALTH CENTER			1	100%	1
SMITH KLINE			1	100%	1
GOOD SAMARITAN SOCIETY-FOREST CITY		1			1
SOUTHERN SPRINGS HEALTH CARE		1			1

COVID-19: testing by laboratory

Data through Mar 2, 2021 verified as of Mar 3, 2021 at 09:25 AM

Data in this report are provisional and subject to change.

The numbers in the table below represent the number of Florida and non-Florida residents for whom test results were received by the Department of Health. A person can be tested by more than one laboratory and can have both positive and negative results. **Therefore, the sum of the numbers in each column will be larger than the total number of people tested.**

Reporting lab	Inconclusive	Negative	Positive	Percent positive	Total
PREVENTIVE CARDIOLOGY AND INTERNAL MEDICINE ASSOCI			1	100%	1
NEW ULM MEDICAL CENTER			1	100%	1
BAPTIST MINOR MEDICAL CENTER			1	100%	1
Big River Nursing and Rehab		1			1
CVS IN6608POCT NEW PALESTINE			1	100%	1
CVS M08595POCT RAYMORE		1			1
ADVENTHEALTH MEDICAL GROUP FAMILY AND INTERNAL			1	100%	1
BLOOD SYSTEMS LABORATORIES			1	100%	1
LEELANAU OPCO, LLC		1			1
TRIPLE O RESEARCH INSTITUTE PA			1	100%	1
THYROID SPECIALTY LABORATORY			1	100%	1
METHODISM MIDLOTHIAN MEDICAL CENTER			1	100%	1
THE CHRIST HOSPITAL			1	100%	1
CLARKSVILLE MANOR INC		1			1
BAYFRONT CARDIOVASCULAR ASSOCIATES			1	100%	1
FLORIDA KEYS PED AND ADOLES CTR			1	100%	1
Kroger 698 - The Little Clinic 14th Street/Bell		1			1
HARMONY HEALTHCARE ORLANDO INC		1			1
Kroger 667 - The Little Clinic Litchfield Park		1			1
SOUTHWEST REGIONAL PCR LABORATORY			1	100%	1
WINDMOOR HEALTHCARE			1	100%	1
STATE OF CALIFORNIA DOH SERVICES			1	100%	1
VCU HEALTH SYSTEM AUTHORITY - MCV HOSPITALS			1	100%	1
SOMA MEDICAL CENTER P.A. #4			1	100%	1
SOUTHERN HILLS MEDICAL CENTER			1	100%	1
MOUNT SINAI MEDICAL CENTER OF FLORIDA, INC			1	100%	1
ASANTE THREE RIVERS MEDICAL CENTER LAB		1			1
Walgreens #9121		1			1
BIOLOGICAL AND CHEMICAL EMERGENCIES LABORATORY			1	100%	1
PUBLIC HEALTH LABORATORIES			1	100%	1
MID-SOUTH URGENT CARE, PLLC			1	100%	1
RENE F CEDENO DMD PA		1			1
Brio of Johnston		1			1
BETHESDA HOSPITAL EAST BLOOD GAS LAB			1	100%	1
EXCEL URGENT CARE OF NJ, LLC		1			1
Cottage of the Shoals		1			1
CARENOW LAKE WORTH			1	100%	1
Good Samaritan Society-Atkinson		1			1
CFHC - FROSTPROOF			1	100%	1
WALGREENS #15369		1			1
EMERALD HEALTH CARE		1			1
NEWCARE PRIMARY MEDICINE			1	100%	1
Masonic Medical Research Institute			1	100%	1
COMMUNITY			1	100%	1
WOMENS CARE FLORIDA LLC			1	100%	1
UUHC - REDSTONE HEALTH CENTER LABORATORY			1	100%	1
Signature Healthcare of Georgetown		1			1

COVID-19: testing by laboratory

Data through Mar 2, 2021 verified as of Mar 3, 2021 at 09:25 AM

Data in this report are provisional and subject to change.

The numbers in the table below represent the number of Florida and non-Florida residents for whom test results were received by the Department of Health. A person can be tested by more than one laboratory and can have both positive and negative results. **Therefore, the sum of the numbers in each column will be larger than the total number of people tested.**

Reporting lab	Inconclusive	Negative	Positive	Percent positive	Total
EAST END PEDIATRICS		1			1
BROOKDALE FORT WALTON BEACH			1	100%	1
PARK AVENUE PEDIATRICS PC		1			1
MINUTECLINIC DIAGNOSTIC OF NH, LLC (CL		1			1
MINUTECLINIC DIAGNOSTIC, PA		1			1
IMMY LABS			1	100%	1
MAYO MEDICAL LABORATORIES			1	100%	1
Kroger 63 - The Little Clinic Glassford Hill Rd		1			1
LAB. CORP. OF AMERICA			1	100%	1
SAINT JOSEPH'S HOSPITAL AND MEDICAL CENTER		1			1
URGENT CARE CENTER OF PORT ORANGE LLC			1	100%	1
HOLYOKE MEDICAL CENTER			1	100%	1
THE DOCTORS OFFICE OF BRICK, LLC		1			1
Kroger 527 - The Little Clinic Hwy 70 S.		1			1
Accordius Health at Gastonia			1	100%	1
RAYMOND F CARON MD			1	100%	1
MEDCOR, INC			1	100%	1
Central Alabama Veterans HCS - East Campus		1			1
HANCOCK REGIONAL HOSPITAL		1			1
ARISTACARE AT MANCHESTER		1			1
TOXUSALABS DBA CONNECTDX LABS		1			1
IDAHO HEALTH DEPARTMENT			1	100%	1
Oakview Manor Health and Rehab		1			1
Kroger 086 - The Little Clinic Broomfield-Sheridan		1			1
WINCHESTER URGENT CARE, PC		1			1
MARYWOOD HEIGHTS		1			1
WESLEY MEDICAL CENTER			1	100%	1
Kroger 539 - The Little Clinic Memorial Blvd.		1			1
CLINTON DRUG STORE		1			1
ANDREWS			1	100%	1
CLINICAL LABORATORY DEPARTMENT			1	100%	1
ANY LAB TEST FAST CORP			1	100%	1
J F K PEDIATRICS			1	100%	1
ANY LAB TEST NOW JACKSONVILLE		1			1
TALLAHASSEE DIALYSIS		1			1
Woodstock Nursing and Rehabilitation Center		1			1
BATESVILLE - SHERWOOD URGENT CARE			1	100%	1
CHILDRENS HEALTHCARE CTE OF NORTHERN		1			1
ADVANCE GASTROENTEROLOGY			1	100%	1
CARENOW URGENT CARE-HENDERSONVILLE		1			1
BRIDGEWAY CENTER INC			1	100%	1
CHRISTIANA HOSPITAL		1			1
Maple Lane Nursing Home		1			1
Oak Hill Health & Rehabilitation Center			1	100%	1
CLINICAL MICROBIOLOGY LAB FAIRVIEW UNIVERSITY HOSPITAL			1	100%	1
Eagle Point Health Care Center		1			1
ORDRS, INC.			1	100%	1

COVID-19: testing by laboratory

Data through Mar 2, 2021 verified as of Mar 3, 2021 at 09:25 AM

Data in this report are provisional and subject to change.

The numbers in the table below represent the number of Florida and non-Florida residents for whom test results were received by the Department of Health. A person can be tested by more than one laboratory and can have both positive and negative results. **Therefore, the sum of the numbers in each column will be larger than the total number of people tested.**

Reporting lab	Inconclusive	Negative	Positive	Percent positive	Total
TITUSVILLE CENTER FOR SURGICAL EXCELLENCE LLC		1			1
PARKWAY REGIONAL MEDICAL CENTER LAB			1	100%	1
NEMOURS CHILDRENS URGENT CARE			1	100%	1
SUNCOAST FAMILY MEDICAL ASSOCIATES			1	100%	1
Allen Health and Rehabilitation		1			1
FASTMED URGENT CARE			1	100%	1
Seal Rock Healthcare		1			1
ENCOMPASS HEALTH HOME HEALTH		1			1
PROVIDENCE HOSPITAL			1	100%	1
SONORAN DESERT PATHOLOGY			1	100%	1
CVS OH6164POCT DELAWARE		1			1
DAVITA DIALYSIS-NORTH			1	100%	1
SUNY AT STONY BROOK			1	100%	1
PENROSE HOSPITAL			1	100%	1
Riverside Nursing & Rehabilitation Center		1			1
PINEBROOK CARE AND REHABILITATION CENTER□			1	100%	1
Alexandria Place		1			1
CENTRAL ALABAMA HEALTH CARE SYSTEM			1	100%	1
CVS AZ9277POCT TUCSON		1			1
ADVENTHEALTH HOME CARE WATERMAN			1	100%	1
EAST COAST INSTITUTE FOR RESEARCH LLC			1	100%	1
CAROLINAS HEALTHCARE SYSTEM LAB			1	100%	1
MEDEXPRESS URGENT CARE - MT EPHRAIM		1			1
Chestnut Ridge Nursing & Rehab		1			1
Parkside Manor		1			1
DOMINICAN COLLEGE STUDENT HEALTH CENTE		1			1
MD NOW URGENT CARE			1	100%	1
LONESTAR 24HRER MANAGEMENT LLC DBA LONESTAR 24HRER			1	100%	1
JACKSONVILLE HEALTH & REHAB		1			1
CVS HEALTH, #5962		1			1
Mountain City Care and Rehabilitation Center		1			1
MARTIN HEALTH PHYSICIAN GROUP			1	100%	1
Mayfair Village Nursing Care Center		1			1
HOUSTON MEDICAL CENTER			1	100%	1
FAMILY MEDICAL CENTER		1			1
SUREPOINT URGENT CARE PADRE ISLAND			1	100%	1
MEDICAL EXAMINERS OFFICE, LEESBURG			1	100%	1
St. Catherine's manor of Findlay		1			1
FLORIDA HOSPITAL LAB			1	100%	1
MEA PRIMARY CARE PLUS BYRAM			1	100%	1
LEHIGH PULMONARY ASSOCIATES			1	100%	1
American Fork Care Center dba Heritage Care Center		1			1
Kroger 465 - The Little Clinic Oakley		1			1
ADVANCE MD CARE			1	100%	1
WELLPATH			1	100%	1
CVS CA9803POCT RIVERSIDE		1			1
Ohman Family Living at Holly Assisted Living		1			1

COVID-19: testing by laboratory

Data through Mar 2, 2021 verified as of Mar 3, 2021 at 09:25 AM

Data in this report are provisional and subject to change.

The numbers in the table below represent the number of Florida and non-Florida residents for whom test results were received by the Department of Health. A person can be tested by more than one laboratory and can have both positive and negative results. **Therefore, the sum of the numbers in each column will be larger than the total number of people tested.**

Reporting lab	Inconclusive	Negative	Positive	Percent positive	Total
ST. MARY MEDICAL CENTER		1			1
KIOSK MEDICINE KENTUCKY LLC		1			1
Consulate Health Care of Tallahassee			1	100%	1
ALABAMA REFERENCE LAB			1	100%	1
WESTON COUNTY HEALTH SERVICES			1	100%	1
KNOX COMMUNITY HOSPITAL			1	100%	1
MADISON FACILITY INC			1	100%	1
GARDENS PEDIATRICS LAB			1	100%	1
Kroger 907 - The Little Clinic Holland		1			1
Urgent Care 24/7 Orlando LLC			1	100%	1
DEVLIN MANOR NURSING AND REHABILITATION		1			1
LANTANA HC LAB			1	100%	1
AVON PARK CLUSTER		1			1
MARTIN LUTHER KING RENAL INSTITUTE			1	100%	1
Kroger 569 - The Little Clinic Gallatin		1			1
HALE KUPUNA HERITAGE HOME		1			1
WATERTOWN URGENT CARE		1			1
MEMORIAL HOSPITAL AT GULFPORT			1	100%	1
Rockcastle Health and Rehab		1			1
ENZO LABS INC			1	100%	1
BL DIAGNOSTICS LLC			1	100%	1
SHRIVERS PHARMACY AND WELLNESS CENTER			1	100%	1
ALTA BATES SUMMIT MEDICAL CENTER CLINICAL LAB			1	100%	1
BRISTOL CHILDRENS CLINIC			1	100%	1
Kroger - KRO03500568			1	100%	1
WALGREENS NO 10512			1	100%	1
WEST FLORIDA MEDICAL CENTER CLINIC			1	100%	1
SOUTH COUNTY MEDICAL CENTER			1	100%	1
Chateau Girardeau			1	100%	1
ENCORE AT BOCA RATON, THE			1	100%	1
SOUTHEASTERN PATHOLOGY ASSOCIATES			1	100%	1
YUMA REGIONAL MEDICAL CENTER			1	100%	1
COX HEALTH SOUTH LAB			1	100%	1
MARINA DEL REY HOSPITAL LAB			1	100%	1
GIBSON AREA PRIMARY CARE			1	100%	1
BELLMORE PEDIATRICS		1			1
HSRE-ASL CASSELBERRY TRS, LLC			1	100%	1
Diversicare of Smyrna		1			1
PALMA CEIA MED GROUP-SWANN		1			1
PRIMARY CARE GROUP LLC		1			1
CHATSWORTH ASSISTED LIVING COMMUNITY AT PGA NATIONAL			1	100%	1
WILMINGTON NURSING AND REHAB			1	100%	1
ARCADIA DIALYSIS CENTER			1	100%	1
WINDSOR MANOR			1	100%	1
MOUNT SINAI MEDICAL CENTER AVENTURA ER			1	100%	1
LAS PALMAS MEDICAL CENTER			1	100%	1
SUNCOAST PRIMARY CARE LLC			1	100%	1

COVID-19: testing by laboratory

Data through Mar 2, 2021 verified as of Mar 3, 2021 at 09:25 AM

Data in this report are provisional and subject to change.

The numbers in the table below represent the number of Florida and non-Florida residents for whom test results were received by the Department of Health. A person can be tested by more than one laboratory and can have both positive and negative results. **Therefore, the sum of the numbers in each column will be larger than the total number of people tested.**

Reporting lab	Inconclusive	Negative	Positive	Percent positive	Total
Ashland Place Health and Rehabilitation, LLC		1			1
Garden View Care Center at Dougherty Ferry		1			1
PENINSULA REGIONAL MED CTR LAB			1	100%	1
Kroger 682 - The Little Clinic Combs and Gantzel		1			1
BRIAN C GRINER MD LLC			1	100%	1
HABANA HEALTH CARE CENTER			1	100%	1
FLAGLER COUNTY BOARD OF COUNTY COMMISSIONERS			1	100%	1
SUN CLINICAL LABORATORIES			1	100%	1
EILEEN TURBESSI MD PA		1			1
WESTOX LABS		1			1
WY RETIREMENT CENTER		1			1
PRACTITIONERS IN MOTION			1	100%	1
Victoria Manor		1			1
KENNEDY BOULEVARD DIALYSIS			1	100%	1
CONCENTRA - TAMPA EAST		1			1
PEDIATRIC PARTNERS			1	100%	1
URGENT CARE OF COASTAL GEORGIA			1	100%	1
LITTLE COMPANY OF MARY HOSPITAL			1	100%	1
BETHESDA DIALYSIS			1	100%	1
Kroger 588 - The Little Clinic Thompsons Station		1			1
RED BUG LAKE ROAD OVIEDO COVID			1	100%	1
Springdale Village		1			1
MINUTECLINIC DIAGNOSTIC OF KANSAS, PC		1			1
EXACCARE KINGSTON, LLC			1	100%	1
ALL PRO ORTHOPEDICS & SPORTS MEDICINE, PA			1	100%	1
BRUNSWICK HEALTH AND REHABILITATION CE		1			1
SYNAPSE ANALYTICAL LABS		1			1
SKY LAKES MEDICAL CENTER		1			1
LAKEWOOD RANCH MEDICAL GROUP LLC			1	100%	1
LAKESIDE MEDICAL CENTER		1			1
Florida Baptist Retirement Center		1			1
Niles Nursing and Rehab. Center		1			1
SHAW MEDICAL GROUP LLC			1	100%	1
MARYLAND DEPARTMENT OF HEALTH AND MENTAL HYGIENE			1	100%	1
URGENT TEAM MANAGEMENT OF TENNESSEE, L			1	100%	1
PALM COTTAGE OPERATOR LLC			1	100%	1
WELLINGTON WEST 100176			1	100%	1
LYSTER MAIN LAB, FT RUCKER		1			1
CENTRAL FLORIDA INTERNAL OCCUPATIONAL AND		1			1
HENRY FORD WEST BLOOMFIELD HOSPITAL			1	100%	1
Kroger - KRO03400316			1	100%	1
SUN CITY DIAGNOSTIC CENTER			1	100%	1
CAREFIRST URGENT CARE - BEECHMONT			1	100%	1
CURELOGICS WOUND CARE & HYPERBARIC CENTER		1			1
PROMUS DIAGNOSTICS, LLC			1	100%	1
LIFESTREAM BEHAVIORAL CENTER INC			1	100%	1
WALGREENS # 11165		1			1

COVID-19: testing by laboratory

Data through Mar 2, 2021 verified as of Mar 3, 2021 at 09:25 AM

Data in this report are provisional and subject to change.

The numbers in the table below represent the number of Florida and non-Florida residents for whom test results were received by the Department of Health. A person can be tested by more than one laboratory and can have both positive and negative results. **Therefore, the sum of the numbers in each column will be larger than the total number of people tested.**

Reporting lab	Inconclusive	Negative	Positive	Percent positive	Total
Walgreens #11724		1			1
DEVITA		1			1
ATHENS MEDICAL CENTER			1	100%	1
SANTA BARABARA ALF LLC (THE WINDSOR)			1	100%	1
ORMOND PEDIATRICS PA			1	100%	1
ELATION HEALTH		1			1
EVERGREEN NURSING HOME		1			1
SELECT SPECIALTY HOSPITAL - ORLANDO SOUTH			1	100%	1
KEY BISCAYNE PEDIATRIC ASSOCIATES INC			1	100%	1
Orchid Cove at Naples			1	100%	1
VITAL CARE			1	100%	1
Harris Hill Nursing Facility		1			1
Autumn Care of Suffolk		1			1
Freedom Pointe at The Villages			1	100%	1
VA Tennessee Valley HCS-Nashville Campus			1	100%	1
REHABILITATION CENTER OF SOUTH GEORGIA		1			1
Mercy Manor Transition Center			1	100%	1
Florence Home		1			1
CYPRESS CREEK DIALYSIS CTR			1	100%	1
FRANKLIN CBOC			1	100%	1
MEDOR/ACC SYNCHRONY			1	100%	1
MOBILE MEDICAL CLINIC			1	100%	1
PROGRESSIVE URGENT CARE, PC			1	100%	1
GALVESTON COUNTY HEALTH DISTRICT			1	100%	1
FLORIDA FAMILY LABORATORY		1			1
MID FLORIDA DERMATOLOGY ASSOCIATES PA			1	100%	1
CVS MA2401POCT MARSHFIELD		1			1
TILLAMOOK COUNTY GENERAL HOSPITAL LAB		1			1
Walgreens #10988		1			1
FLORIDA HOSPITAL ORMOND BEACH			1	100%	1
WELL-KEY URGENT CARE SEVIERVILLE			1	100%	1
WARREN GENERAL HOSPITAL			1	100%	1
Glenburn Home		1			1
RAMBAM URGENT CARE			1	100%	1
TEXAS HEALTH HARRIS METHODIST HOSPITAL			1	100%	1
MCCALLIE SCHOOL-STUDENT HEALTH CENTER		1			1
CVS AZ5477POCT SURPRISE		1			1
BRUCE S WEST MD			1	100%	1
WALGREENS # 12338		1			1
Bolingreen Health and Rehabilitation		1			1
SELECT MEDICAL CLINIC			1	100%	1
CVS CA8861POCT BUENA PARK		1			1
NICKLAUS CHILDREN'S DORAL OUTPATIENT CENTER			1	100%	1
BREVARD COUNTY JAIL			1	100%	1
USCG AIR STATION CLEARWATER CLINIC			1	100%	1
LITTLE FALLS HOSPITAL LABORATORY		1			1
MAINE HEALTH AND ENVIRONMENTAL TESTING LABORATORY			1	100%	1

COVID-19: testing by laboratory

Data through Mar 2, 2021 verified as of Mar 3, 2021 at 09:25 AM

Data in this report are provisional and subject to change.

The numbers in the table below represent the number of Florida and non-Florida residents for whom test results were received by the Department of Health. A person can be tested by more than one laboratory and can have both positive and negative results. **Therefore, the sum of the numbers in each column will be larger than the total number of people tested.**

Reporting lab	Inconclusive	Negative	Positive	Percent positive	Total
Pontotoc Health and Rehab		1			1
EAST TENNESSEE STATE UNIVERSITY		1			1
ADVENTHEALTH MEDICAL GROUP PEDIATRICS DIABETES &			1	100%	1
Schenectady Center for Rehabilitation & Nursing		1			1
Walgreens #9890		1			1
SUMMIT COUNTY PUBLIC HEALTH DEPARTMENT			1	100%	1
NEW YORK STATE DEPARTMENT OF HEALTH			1	100%	1
HEARTLAND PHARMACY SEBRING			1	100%	1
COMMUNITY HOSPITALS INDIANAPOLIS			1	100%	1
CLEVELAND CLINIC FLORIDA WAIVED			1	100%	1
ONslow COUNTY HEALTH DEPARTMENT			1	100%	1
Wedgewood Manor		1			1
ACCESS TOTAL CARE - PORTLAND			1	100%	1
Walgreens #5421		1			1
REGENTS PARK OF JACKSONVILLE			1	100%	1
NORTH SHORE MEDICAL CENTER - SALEM HOSPITAL			1	100%	1
JUP Serology SubSection			1	100%	1
C V S / PHARMACY #833		1			1
CLIFTON-FINE HOSPITAL LABORATORY		1			1
ALL CARE URGENT CARE			1	100%	1
BAPTIST HEALTH MEDICAL PLAZA			1	100%	1
VALUE DRUGS GREENLAWN INC		1			1
Arlington Care Center			1	100%	1
MARK HOANG MD PA			1	100%	1
AVERA SACRED HEART HOSPITAL			1	100%	1
Signature Healthcare of Palm Beach			1	100%	1
VA Texas Valley Coastal Bend Harlingen HCC		1			1
ATHENS LIMESTONE HOSPITAL		1			1
ST FRANCIS MEDICAL CENTER			1	100%	1
ST ANTHONY COMMUNITY HOSPITAL LAB		1			1
ASSOCIATES IN INTERNAL MEDICINE PA			1	100%	1
MEDEXPRESS URGENT CARE - BENTONVILLE		1			1
MEMORIAL SATILLA HEALTH			1	100%	1
BUFFALO VAMC			1	100%	1
ADVENTHEALTH MEDICALGROUP PEDIATRICS AT ORLANDO		1			1
KETTERING MEDICAL CENTER			1	100%	1
ADVENTHEALTH SENIOR CARE AT ORMOND			1	100%	1
Smg/North Jersey Hematology & Oncology		1			1
SAN JOSE CLINIC		1			1
GOOD SAMARITAN HOSPITAL			1	100%	1
CORE OCCUPATIONAL RESOURCES, LLC			1	100%	1
BLACKBERRY CENTER, THE		1			1
PROVIDENCE PORTLAND MEDICAL CENTER		1			1
MEDEXPRESS URGENT CARE - BENTON		1			1
NATIONAL INSTITUTES OF HEALTH CLINICAL CENTER			1	100%	1
SOUTH DADE NURSING & REHABILITATION CENTER			1	100%	1
NORTHEAST FLORIDA INTERNAL MEDICINE PA		1			1

COVID-19: testing by laboratory

Data through Mar 2, 2021 verified as of Mar 3, 2021 at 09:25 AM

Data in this report are provisional and subject to change.

The numbers in the table below represent the number of Florida and non-Florida residents for whom test results were received by the Department of Health. A person can be tested by more than one laboratory and can have both positive and negative results. **Therefore, the sum of the numbers in each column will be larger than the total number of people tested.**

Reporting lab	Inconclusive	Negative	Positive	Percent positive	Total
MEDEXPRESS URGENT CARE - LAWTON		1			1
LABORATORIO BUENA SALUD			1	100%	1
ATHENA PLASTIC SURGERY		1			1
DAYTONA BEACH CENTRA CARE			1	100%	1
HELIX URGENT CARE			1	100%	1
Altenheim Senior Living		1			1
FIT4LIFE MEDICAL CENTER			1	100%	1
BEAUMONT HOSPITAL			1	100%	1
Life Care Center of Paradise Valley		1			1
COASTAL MANOR		1			1
LAB TEST KENDALL LLC		1			1
ST JOHN'S HOME CARE			1	100%	1
HUDSON REGIONAL HOSPITAL			1	100%	1
SPORTS MEDICINE CLINIC - U OF WYOMING			1	100%	1
ROSLYN INTERNAL MEDICINE		1			1
FAMILY AND INTERNAL MEDICINE ASSOCIATES		1			1
METROWEST MEDICAL CENTER - FRAMINGHAM			1	100%	1
PEDIATRIC PARTNERS ZEPHYRHILLS			1	100%	1
CMC MERCY LABORATORY			1	100%	1
Smg At Bridgewater Family Medicine		1			1
Kroger 410 - The Little Clinic Trinity		1			1
CVS NC2749POCT CONCORD		1			1
LANGLADE			1	100%	1
ASHLEY PEDIATRICS DAY & NIGHT CLINIC			1	100%	1
CVS IL5797POCT CAROL STREAM		1			1
Kroger 618 - The Little Clinic Trail Creek Village		1			1
SEVEN HILLS HEALTHCARE GROUP LLC DBA		1			1
PASCO COUNTY HEALTH DEPARTMENT			1	100%	1
MULTICARE PHYSICIANS			1	100%	1
NHC HealthCare St. Charles		1			1
JOHN PETER SMITH HOSPITAL- OB TRIAGE			1	100%	1
Heritage of Red Cloud		1			1
MEDICAL ASSOCIATES OF CARTER		1			1
WEST VIRGINIA LABORATORIES			1	100%	1
CORONA CONCIERGE, LLC		1			1
MEDEXPRESS URGENT CARE-BRENTWOOD		1			1
CVS MA969POCT PALMER		1			1
MY WELLNESS EXPRESS			1	100%	1
Villa Maria			1	100%	1
MEDRITE MEDICAL CARE PC		1			1
CARESPOT EXPRESS HEALTHCARE BOYNTON BEACH			1	100%	1
KATHY L ANDERSON DO PA			1	100%	1
WINNIFRED ASSISTED LIVING FACILITY INC		1			1
ASHLEY PEDICATRICS DAY AND NIGHT CLINIC			1	100%	1
Cooperstown Center for Nursing and Rehabillitation		1			1
Hearthstone Nursing and Rehabilitation Center		1			1
PROVIDENCE ST PETER HOSPITAL		1			1

COVID-19: testing by laboratory

Data through Mar 2, 2021 verified as of Mar 3, 2021 at 09:25 AM

Data in this report are provisional and subject to change.

The numbers in the table below represent the number of Florida and non-Florida residents for whom test results were received by the Department of Health. A person can be tested by more than one laboratory and can have both positive and negative results. **Therefore, the sum of the numbers in each column will be larger than the total number of people tested.**

Reporting lab	Inconclusive	Negative	Positive	Percent positive	Total
MEDONE URGENT CARE			1	100%	1
WALGREENS #15291		1			1
JOHNSON MEDICAL SERVICES			1	100%	1
Gulf Coast health and Rehabilitation, LLC		1			1
EXPRESS CARE OF OCALA			1	100%	1
Court House Center		1			1
EAGLE COUNTY HEALTH AND HUMAN SERVICES			1	100%	1
UNIVERSITY PLACE NURSING CENTER		1			1
CONWAY - SHERWOOD URGENT CARE			1	100%	1
MORGAN STANELY HEALTH CENTER		1			1
WALGREEN#12147		1			1
CVS MINUTE CLINIC #5836		1			1
TREASURE COAST PRIMARY CARE		1			1
Hillside Rehab and Care Center			1	100%	1
TAMPA HEALTH CARE PROVIDERS PA		1			1
QC LABORATORY			1	100%	1
MERCY HOME		1			1
WINCHESTER HOSPITAL			1	100%	1
MED TECH CLINICAL LABORATORY		1			1
NANCY M WORTHINGTON MD PA			1	100%	1
Strasburg Care Center		1			1
DECATUR MORGAN HOSPITAL - DECATUR GENE		1			1
RIVERSIDE REGIONAL MED CENTER			1	100%	1
Walgreens #5065		1			1
DIMMIT REGIONAL HOSPITAL			1	100%	1
Trucare Living Centers - Columbus		1			1
Shoreline Care Center			1	100%	1
METRO HEALTH HOSPITAL LABORATORY		1			1
MALUHIA		1			1
OHIO VALLEY MANOR NURSING &		1			1
OMNI HEALTHCARE URGENT CARE			1	100%	1
Lopatcong Center		1			1
AFC/DOCTORS EXPRESS NORTH BERGEN		1			1
MEMORIAL HERMANN SOUTHWEST HOSPITAL			1	100%	1
ARLINGTON ADULT RESIDENTIAL FACILITY, INC			1	100%	1
WALGREENS #10308		1			1
ELEMENTS PHARMACY			1	100%	1
CVS KS8601POCT OVERLAND PARK			1	100%	1
Aspire Physical Recovery Center at Cahaba River		1			1
Eddy Memorial Geriatric Center		1			1
MT CARMEL NURSING HOME		1			1
CHIEFLAND MEDICAL CENTER LLC			1	100%	1
SARHA DOCTORS CENTER			1	100%	1
Walgreens #3049		1			1
FLORIDA STATE UNIVERSITY HEALTH SERVICES			1	100%	1
NORTH SHORE HEMATOLOGY-ONCOLOGY ASSOCIATES		1			1
BOND COUNTY HEALTH DEPARTMENT			1	100%	1

COVID-19: testing by laboratory

Data through Mar 2, 2021 verified as of Mar 3, 2021 at 09:25 AM

Data in this report are provisional and subject to change.

The numbers in the table below represent the number of Florida and non-Florida residents for whom test results were received by the Department of Health. A person can be tested by more than one laboratory and can have both positive and negative results. **Therefore, the sum of the numbers in each column will be larger than the total number of people tested.**

Reporting lab	Inconclusive	Negative	Positive	Percent positive	Total
BRADENTON DIALYSIS			1	100%	1
CENTRAL TX URGENT CARE			1	100%	1
TREASURE COAST MEDICAL CONCIERGE LLC			1	100%	1
Lutheran Community at Telford		1			1
West Bay of Tampa Center			1	100%	1
Schoenbrunn Healthcare		1			1
KID FIXERS		1			1
STANLY REGIONAL MEDICAL CENTER			1	100%	1
Broomall Manor		1			1
HEALTH ALLIANCE			1	100%	1
SACRED HEART HEALTH SYSTEM- MIDWIFE PROGRAM			1	100%	1
RIDGEFIELD PEDIATRIC ASSOCIATES		1			1
BAYLOR SCOTT & WHITE MEDICAL SURGICAL CLINIC			1	100%	1
LADY OF THE SEA HOSPITAL LAB			1	100%	1
FAIRVIEW SOUTHDAL			1	100%	1
NASON HOSPITAL			1	100%	1
HAPPY KIDZ PEDIATRICS PL			1	100%	1
Waycross Health and Rehabilitation		1			1
CVS IL2297652CV CHICAGO		1			1
AFFILIATED LABORATORIES INC			1	100%	1
MEDICAL CLINIC OF HOUSTON			1	100%	1
SCHUYLER HOSPITAL		1			1
MEDEXPRESS URGENT CARE - PATRICK STREE			1	100%	1
EDWARD HOSPITAL			1	100%	1
OHIOHEALTH URGENT CARE			1	100%	1
CHI ST VINCENT LITTLE ROCK DIAGNOSTIC CLINIC			1	100%	1
FREDERICK AVENUE GROUP HOME		1			1
MEDICAL ASSOCIATES OF BREVARD LLC		1			1
Dugan Memorial Home		1			1
Piqua Manor		1			1
MEADOWS PARK HEALTH AND REHABILITATION		1			1
PM PEDIATRICS OF BAYSIDE PLLC - BELLER		1			1
CIMA MEDICAL CENTER			1	100%	1
MERCY HEALTH			1	100%	1
ULTIMATE ANALYSIS LABORATORY			1	100%	1
CAPSTONE REHABILITATION AND HEALTHCARE		1			1
ADVENTHEALTH DURAND			1	100%	1
NHC DICKSON		1			1
MEDEX CLINIC LLC			1	100%	1
BIOMAT ORLANDO		1			1
CONSOLIDATED			1	100%	1
MOUNT ST MARYS HOSPITAL OF NIAGARA FALLS			1	100%	1
LabCorp of America			1	100%	1
BOCA RATON REGIONAL HOSPITAL		1			1
Walgreens #9620		1			1
ADVANTA LABS, LLC		1			1
SOUTHWEST FLORIDA DIVISION LAB			1	100%	1

COVID-19: testing by laboratory

Data through Mar 2, 2021 verified as of Mar 3, 2021 at 09:25 AM

Data in this report are provisional and subject to change.

The numbers in the table below represent the number of Florida and non-Florida residents for whom test results were received by the Department of Health. A person can be tested by more than one laboratory and can have both positive and negative results. **Therefore, the sum of the numbers in each column will be larger than the total number of people tested.**

Reporting lab	Inconclusive	Negative	Positive	Percent positive	Total
Wildwood Healthcare		1			1
LEXINGTON HOSPITAL CORPORATION			1	100%	1
Kroger 541 - The Little Clinic Long Hollow Pike		1			1
MED FIRST IMMEDIATE CARE AND FAMILY PRACTICE			1	100%	1
Brattleboro Crossings LLC dba Pine Heights at Brattleboro		1			1
MED-LAKE LABORATORY			1	100%	1
NORTHEAST TEXAS DIALYSIS		1			1
NEVADA DEPARTMENT OF HEALTH AND HUMAN SERVICES			1	100%	1
NEMOURS CHILDREN'S PRIMARY CARE			1	100%	1
PowerBack Piscataway Center		1			1
Kroger 923 - The Little Clinic Centerville		1			1
TMH PHYSICIAN PARTNERS			1	100%	1
THE DOCTOR'S OFFICE OF WEST CALDWELL		1			1
CLERMONT PEDIATRICS, PA			1	100%	1
RESTORE MEDICAL PARTNERS PLLC			1	100%	1
ST. LUKES HOSPITAL			1	100%	1
B2 URGENT CARE			1	100%	1
SPECIALTY DRUG TESTING			1	100%	1
HARRIS URGENT CARE CENTER			1	100%	1
HAVASU REGIONAL MEDICAL CENTER			1	100%	1
DORAL KIDNEY CENTER			1	100%	1
LSU MEDICAL CENTER			1	100%	1
SJMC PHYSICIAN SERVICES			1	100%	1
BETHESDA HEALTH PHYSICIANS GROUP		1			1
NEW YORK CITY DEPARTMENT OF HEALTH			1	100%	1
Kroger 531 - The Little Clinic Waterville		1			1
Cornerstone at the Ranch		1			1
COLOMBO'S PHARMACY		1			1
BRUSHY CREEK FAMILY HOSPITAL			1	100%	1
IZ MEDICAL		1			1
2504-HOMEWOOD		1			1
KROGER 785 - THE LITTLE CLINIC DIXIE HWY		1			1
CENTRAL CAROLINA HOSPITAL			1	100%	1
LAKE REGIONAL HEALTH			1	100%	1
MOSOLF PEDIATRICS PA			1	100%	1
MINNESOTA DEPARTMENT OF HEALTH LABORATORY			1	100%	1
UT HEALTH RGV CLINICAL LABORATORY			1	100%	1
MEMORIAL MEDICAL CENTER			1	100%	1
AFTER HOURS CLINIC			1	100%	1
DUKE UNIVERSITY POINT OF CARE TESTING PROGRAM			1	100%	1
KEATING SPORTS CENTER		1			1
UNIVERSITY URGENT CARE			1	100%	1
MIAMI CEREBRAL PALSY RESIDENTIAL			1	100%	1
NEW YORK UNIVERSITY MEDICAL CENTER			1	100%	1
ENT & ALLERGY ASSOCIATES, LLP - SLEEPY HOLLOW (ABBOTT)		1			1
LAKE WALES DIALYSIS CENTER			1	100%	1
Country View of Sunbury			1	100%	1

COVID-19: testing by laboratory

Data through Mar 2, 2021 verified as of Mar 3, 2021 at 09:25 AM

Data in this report are provisional and subject to change.

The numbers in the table below represent the number of Florida and non-Florida residents for whom test results were received by the Department of Health. A person can be tested by more than one laboratory and can have both positive and negative results. **Therefore, the sum of the numbers in each column will be larger than the total number of people tested.**

Reporting lab	Inconclusive	Negative	Positive	Percent positive	Total
PALM BEACH COUNTY HEALTH DEPT.			1	100%	1
WESTCOAST FAMILY PRACTICE		1			1
GREATER TAMPA AT HOME			1	100%	1
15 TO KNOW			1	100%	1
CVS IN6555POCT BROWNSBURG		1			1
EVENTIDE LUTHERAN HOME		1			1
CARENOW URGENT CARE – SPRING			1	100%	1
Salem Hills Rehabilitation and Nursing Center		1			1
The Carrington		1			1
LAB PLUS, LLC AT ASCENSION SAINT THOMA		1			1
BAPTIST HEALTH SURGERY CENTER			1	100%	1
WW Chem Auto SS			1	100%	1
THE LITTLE CLINIC LLC			1	100%	1
PHYSICIANS PRIMARY CARE LEHIGH PEDS			1	100%	1
Sanford Health & Rehabilitation			1	100%	1
UHS BINGHAMTON GENERAL			1	100%	1
BAM INC		1			1
Kroger 395 - The Little Clinic Blanchester		1			1
Kroger 390 - The Little Clinic North College Hill		1			1
EVERYBODY'S FAMILY CLINIC		1			1
BOCA GENERAL AND FAMILY MEDICINE		1			1
TEMPUS_LABS			1	100%	1
UNIVERSITY OF VERMONT MEDICAL CENTER			1	100%	1
WRIGHT PATTERSON AFB MEDICAL CENTER			1	100%	1
VALLEY HOSPITAL MEDICAL CENTER		1			1
NORDX			1	100%	1
WEST FLORIDA HOSPITAL LABORATORY			1	100%	1
Regency Square			1	100%	1
WVU MEDICINE - WESTON			1	100%	1
ALBANY MEDICAL CENTER			1	100%	1
MAHONEY PEDIATRICS PA			1	100%	1
UNITED HEALTHCARE			1	100%	1
TENNOVA ER - SANGO			1	100%	1
CULVER CITY URGENT CARE			1	100%	1
Kroger 929 - The Little Clinic Corryville		1			1
ST. VINCENT HOSPITAL			1	100%	1
VIP FAMILY PRACTICE			1	100%	1
ORMOND BEACH DIALYSIS			1	100%	1
UF HEALTH THE VILLAGES			1	100%	1
KAISER SUNNYSIDE MEDICAL CTR LAB		1			1
INHEALTH LIFE SCIENCES			1	100%	1
FLORIDA DEPARTMENT OF HEALTH IN CITRUS COUNTY		1			1
APOLLOMDX LLC			1	100%	1
Grangeville Health and Rehab		1			1
LONG ISLAND MINIMALLY INVASIVE SURGERY		1			1
PRIMARY & URGENT CARE CENTERS			1	100%	1
FIRST CARE OF GAINESVILLE			1	100%	1

COVID-19: testing by laboratory

Data through Mar 2, 2021 verified as of Mar 3, 2021 at 09:25 AM

Data in this report are provisional and subject to change.

The numbers in the table below represent the number of Florida and non-Florida residents for whom test results were received by the Department of Health. A person can be tested by more than one laboratory and can have both positive and negative results. **Therefore, the sum of the numbers in each column will be larger than the total number of people tested.**

Reporting lab	Inconclusive	Negative	Positive	Percent positive	Total
AVALON MEDICAL GROUP			1	100%	1
Glen Oaks Health and REhabilitation		1			1
JUPITER MEDICAL CENTER INC			1	100%	1
CVS TX7675POCT RED OAK			1	100%	1
Kroger 894 - The Little Clinic NEC		1			1
Ash Flat Healthcare and Rehabilitation Center			1	100%	1
MY INSTADOC - HOWELL URGENT CARE		1			1
THE CENTER FOR DISCOVERY		1			1
CVS TX7156POCT RICHARDSON		1			1
ATRIA TAMARAC			1	100%	1
ST MARY'S OF SAGINAW		1			1
COVE AT THE MARBELLA,THE			1	100%	1
Waters of Covington		1			1
BERKSHIRE MEDICAL CENTER			1	100%	1
Mary Anna Nursing Home		1			1
BAPTIST MEDICAL PLAZA AT WESTCHESTER			1	100%	1
BAPTIST EMERGENCY HOSPITAL - KELLY			1	100%	1
ST.ELIZABETH HEALTH CENTER	1				1
EPIC CARE PHARMACY		1			1
CLINICAL PATHOLOGY LABORATORIES SOUTHEAST INC			1	100%	1
FLAGLER CARE CENTER			1	100%	1
BEVERLY ADVANCED PRACTICE NURSING		1			1
MERCY – NORTH IOWA			1	100%	1
WINTER PARK MEMORIAL HOSPITAL LABORATORY		1			1
PROVIDENCE ST. PATRICK HOSPITAL			1	100%	1
CHI ST. LUKE'S HEALTH BCM MEDICAL CENTER			1	100%	1
HIDALGO FAMILY CLINIC			1	100%	1
BAYFRONT HEAL WOUND CARE AND HYPERBARIC CENTER			1	100%	1
WEST BOCA MEDICAL CENTER			1	100%	1
HEALTH FIRST MEDICAL GROUP LLC			1	100%	1
SV MOBILE HEALTH			1	100%	1
PEACHEALTH LABORATORIES		1			1
MEDCARE-GARNERS FERRY			1	100%	1
PHOEBE PRIMARY CARE CAMILLA			1	100%	1
NORTHEAST GEORGIA HEALTH SYSTEM			1	100%	1
SACRED HEART MEDICAL CENTER			1	100%	1
ALL CHILDRENS PEDIATRIC CLINIC			1	100%	1
EXCEPTIONAL EMERGENCY CENTER			1	100%	1
PALM COAST DIALYSIS		1			1
ELKTON TRANSITIONAL CARE CENTER		1			1
ONPOINT URGENT CARE			1	100%	1
NORTH BROWARD MEDICAL CENTER			1	100%	1
NEW HORIZON PRIMARY CARE LLC			1	100%	1
EXPRESS PHARMACY INC		1			1
CALIFORNIA PUBLIC HEALTH LABORATORY			1	100%	1
UMASS MEMORIAL/MARLBORO HOSPITAL			1	100%	1
ASSOCIATESMD			1	100%	1

COVID-19: testing by laboratory

Data through Mar 2, 2021 verified as of Mar 3, 2021 at 09:25 AM

Data in this report are provisional and subject to change.

The numbers in the table below represent the number of Florida and non-Florida residents for whom test results were received by the Department of Health. A person can be tested by more than one laboratory and can have both positive and negative results. **Therefore, the sum of the numbers in each column will be larger than the total number of people tested.**

Reporting lab	Inconclusive	Negative	Positive	Percent positive	Total
YOUR HEALTH PEDIATRICS INC			1	100%	1
DR PHILLIPS CENTER FOR WELLNESS		1			1
ST. MICHAEL'S ELITE HOSPITAL			1	100%	1
PALM BEACH DIGESTIVE ASSOCIATES			1	100%	1
KROGER 915 - THE LITTLE CLINIC ANDERSON			1	100%	1
PALM BEACH COUNTY SHERIFF OFFICE			1	100%	1
GATEWAY HEALTHCARE, PC			1	100%	1
Erie VAMC		1			1
VAULT MEDICAL SERVICES			1	100%	1
WillowBrooke Court at Westminster Village		1			1
HAYS CLINICAL LAB			1	100%	1
PEDRO L ORTEGA MD PA			1	100%	1
NORTH COUNTY MEDICAL LAB			1	100%	1
Garden Villa Bedford		1			1
GATEWAY FAMILY HEALTH CLINIC			1	100%	1
Northern Nevada State Veterans Home		1			1
NCH HEALTHCARE CREEKSIDE ENDOSCOPY			1	100%	1
BROOKS REHAB			1	100%	1
COSTCO PHARMACY #1023			1	100%	1
ADVENTHEALTH MEDICAL GROUP OBSTETRICS			1	100%	1
WEST FLORIDA MEDICAL ASSOCIATES			1	100%	1
Kroger 682 - The Little Clinic New Holland Market			1	100%	1
CVS NE8626POCT LINCOLN		1			1
Bivins Pointe			1	100%	1
SC-GA2018 THE RIDGE REHABILITATION & H		1			1
SURGERY CENTER, THE			1	100%	1
STATE OF ALASKA			1	100%	1
OPTUM MEDICAL CLINIC IN ROCKRIMMON			1	100%	1
LANCASHIRE HALL NURSING AND REHABILITATION CENTER		1			1
Towne Manor West		1			1
SOMA MEDICAL CENTER PA #2			1	100%	1
PUBLIX PHARMACY # 1236			1	100%	1
CLINICAL TRIALS OF TAMPA LLC		1			1
MEDEXPRESS URGENT CARE - BECKLEY		1			1
MEDICAL LIFE-INC GUIDEWELL EMERGENCY MEDICINE			1	100%	1
DEPARTMENT OF HEALTH SERVICES			1	100%	1
PRINCIPLE DIAGNOSTICS LLC			1	100%	1
BRIDGEWATER PARK ASSISTED LIVING LLC			1	100%	1
LAKE MARY OPTUM FLORIDA			1	100%	1
GENESIS HEALTH SYSTEM			1	100%	1
NORTHSIDE HOSPITAL DULUTH			1	100%	1
WORKFORCE HEALTH DEPARTMENT			1	100%	1
GEORGE WASHINGTON UNIVERSITY HOSPITAL			1	100%	1
VANAJA SUREDDI MD PA			1	100%	1
LOUNDY		1			1
CVS AZ5026POCT MESA		1			1
QUEST INC			1	100%	1

COVID-19: testing by laboratory

Data through Mar 2, 2021 verified as of Mar 3, 2021 at 09:25 AM

Data in this report are provisional and subject to change.

The numbers in the table below represent the number of Florida and non-Florida residents for whom test results were received by the Department of Health. A person can be tested by more than one laboratory and can have both positive and negative results. **Therefore, the sum of the numbers in each column will be larger than the total number of people tested.**

Reporting lab	Inconclusive	Negative	Positive	Percent positive	Total
Arlington Health and Rehabilitation		1			1
NEW YORK PRESBYTERIAN HOSPITAL			1	100%	1
MINUTECLINIC # 21110			1	100%	1
STEWART MEDICAL GROUP INC			1	100%	1
INTERMOUNTAIN HEALTHCARE LABORATORY SERVICES			1	100%	1
VIVEX/UMTB BIOMEDICAL			1	100%	1
TUNIS STREET GROUP HOME		1			1
ALL PEDIATRIC CARE PA			1	100%	1
LANGLEY DIALYSIS			1	100%	1
HEALTHCARE ASSOCIATES OF IRVING, LLP			1	100%	1
DEERFIELD BEACH REHABILITATION AND NURSING			1	100%	1
USA Healthcare LTC, LLC - Folsom Center for Rehabilitation & Healthca		1			1
SILVERMAN			1	100%	1
TMH PHYSICIAN PARTNERS QUINCY			1	100%	1
TRINITY URGENT CARE		1			1
ER NEAR ME HULEN		1			1
SAINT BARNABAS MEDICAL CENTER		1			1
POETS WALK SARASOTA			1	100%	1
ROYAL OAK MEDICAL CENTER LLC DBA CHARACTER FAMILY			1	100%	1
CARDIOLOGY AND FITNESS MEDICINE		1			1
TEQUESTA FAMILY MEDICAL CENTER LLC			1	100%	1
EMERGENCY CARE SERVICES LAB AT JFK MEDICAL CENTER			1	100%	1
BARRINGTON TERRACE NAPLES			1	100%	1
MARTINSVILLE HEALTH AND REHAB			1	100%	1
JOSHUA E CHESIR MD		1			1
ACCESS HEALTH CARE PHYSICIANS, LLC		1			1
DORNOCH PLACE DEL PRADO		1			1
PM PEDIATRICS OF BAYSIDE, PLLC		1			1
DAUGHTERS OF SARAH NURSING CENTER		1			1
SEASONS HOSPICE AND PALLIATIVE CARE OF			1	100%	1
ANSWERS RESOURCE FACILITY		1			1
NORTH RIVER FAMILY HEALTH CENTER			1	100%	1
PANCARE HEALTH - NORTHSIDE ELEMENTARY			1	100%	1
WESTEX URGENT CARE, PLLC			1	100%	1
GOOD SAMARITAN SOCIETY - DE SMET		1			1
PATHLAB SERVICES			1	100%	1
BAYSTATE REFERENCE LABORATORY			1	100%	1
MEMORIAL HOSPITAL - BELLEVILLE			1	100%	1
LABORATORIO MEDICO CENTRAL CONDOMINO MD			1	100%	1
EXCEL URGENT CARE OF PARAMUS LLC		1			1
SOUTHEASTERN HEALTH FACILITES, INC		1			1
SOUTHWEST ORLANDO FAMILY MEDICINE, PL			1	100%	1
FHPG INTERNAL MEDICINE OF BRANDON			1	100%	1
THE MEDICAL CENTER			1	100%	1
NEW YORK PHYSICIANS LLP		1			1
FIVE STAR PREMIER RESIDENCES OF POMPANO BEACH			1	100%	1
BAPTIST ASI			1	100%	1

COVID-19: testing by laboratory

Data through Mar 2, 2021 verified as of Mar 3, 2021 at 09:25 AM

Data in this report are provisional and subject to change.

The numbers in the table below represent the number of Florida and non-Florida residents for whom test results were received by the Department of Health. A person can be tested by more than one laboratory and can have both positive and negative results. **Therefore, the sum of the numbers in each column will be larger than the total number of people tested.**

Reporting lab	Inconclusive	Negative	Positive	Percent positive	Total
PALM SPRINGS GENERAL HOSPITAL			1	100%	1
VELOCITY URGENT CARE - REDMILL			1	100%	1
HOSPICE OF MARION COUNTY INC			1	100%	1
Kroger 016 - The Little Clinic Centennial		1			1
ARBOR DIAGNOSTICS, INC		1			1
Imperial Healthcare Centre			1	100%	1
LOGAN COUNTY HOSPITAL			1	100%	1
Walgreens #5914		1			1
NORTHWEST FLORIDA SPECIALTY PHYSICIANS LLC		1			1
HEALTH EXPRESS		1			1
NORTHSIDE FAMILY MEDICINE AND URGENT CARE (CUMMING)		1			1
Kroger 126 - The Little Clinic Cottonwood		1			1
OPTUM PRIMARY CARE			1	100%	1
PINNACLE DIALYSIS		1			1
ANDREWS INSTITUTE AMBULATORY SURGERY CENTER		1			1
LAKE VISTA DIALYSIS			1	100%	1
CLEVELAND CLINIC OUTPATIENT LABORATORY			1	100%	1
HEALTH PLUS SUNRISE MEDICAL OFFICE			1	100%	1
El Paso Health Care Center			1	100%	1
LOUIS STOKES CLEVELAND VA MEDICAL CENTER			1	100%	1
HARDEE COUNTY FIRE RESCUE		1			1
Harbert Hills Academy Nursing Home		1			1
MERCYONE DES MOINES MEDICAL CENTER			1	100%	1
ST. LUKE'S HOSPITAL			1	100%	1
SC-GA2018 MCCORMICK REHAB & HEALTHCARE		1			1
ESOTERIC LAB			1	100%	1
PRIMEX CLINICAL LABORATORIES INC			1	100%	1
SHAH			1	100%	1
CVS CA9103POCT ESCONDIDO		1			1
SSC NASHVILLE OPERATING CO LLC D/B/A		1			1
Kroger 518 - The Little Clinic Hermitage		1			1
THOMAS HOSPITAL			1	100%	1
SLIDELL MEMORIAL HOSPITAL			1	100%	1
Wexner Heritage House			1	100%	1
CVS NH1004POCT SALEM			1	100%	1
ICARE		1			1
SHANNON CLARK OD, PA			1	100%	1
CVS NE5863POCT OMAHA		1			1
VISTA DEL SOL MED ASSOC		1			1
AML DIAGNOSTICS- ADV TESTING IN METABOLIC MEDICINE			1	100%	1
CHRISTUS GOOD SHEPHERD MEDICAL CENTER			1	100%	1
Integrity Healthcare of Carbondale			1	100%	1
BAPTIST HEALTH SURGERY CENTER AT NORTHPOINT			1	100%	1
Miller Health Care Center			1	100%	1
TCPA CLINICAL LABORATORIES			1	100%	1
PUTNAM CO HOSPITAL-D/B/A ASBURY TOWERS		1			1
MANCHESTER COMMONS		1			1

COVID-19: testing by laboratory

Data through Mar 2, 2021 verified as of Mar 3, 2021 at 09:25 AM

Data in this report are provisional and subject to change.

The numbers in the table below represent the number of Florida and non-Florida residents for whom test results were received by the Department of Health. A person can be tested by more than one laboratory and can have both positive and negative results. **Therefore, the sum of the numbers in each column will be larger than the total number of people tested.**

Reporting lab	Inconclusive	Negative	Positive	Percent positive	Total
ACCURATE HEALTH SERVICES CORP			1	100%	1
CHILDREN'S MEMORIAL HOSPITAL			1	100%	1
LIFE CARE CENTER OF GWINNETT		1			1
PHYSICIANS URGENT CARE			1	100%	1
AUSTIN URGENT CARE			1	100%	1
MADISON AT OVIEDO			1	100%	1
MICROBIOLOGY DEPARTMENT			1	100%	1
UNIVERSITY OF NORTH CAROLINA HOSPITALS			1	100%	1
ISLANDS ASSISTED LIVING FACILITY,THE			1	100%	1
AUTUMN HOUSE			1	100%	1
PALM BEACH DIABETES AND ENDOCRINE SPECIALISTS, PA			1	100%	1
RM PHARMACY SERVICES INC		1			1
Fulton County Medical Center Long Term Care			1	100%	1
ADVENTHEALTH MEDICAL GROUP COMMUNITY MEDICINE			1	100%	1
Grand Junction VAMC		1			1
FREEPORT ER DOX URGENT CARE		1			1
Essex Center for Rehabilitation and Healthcare		1			1
FRONT PORCH PEDIATRICS PLLC			1	100%	1
MEDCARE QUALITY MEDICAL CENTER LLC			1	100%	1
DELAWARE DEPARTMENT OF HEATH			1	100%	1
MEDEXPRESS URGENT CARE - HACKETTSTOWN		1			1
MEDCOR CORPORATE CLINIC			1	100%	1
COVENANT HEALTH		1			1
MORNINGSIDE NURSING AND REHABILITATION		1			1
CONVENIENT MEDICAL AND HEALTH SERVICES			1	100%	1
OCALA RKC EAST HEMO #1			1	100%	1
STANDIFER PLACE		1			1
UMMC MIDTOWN CAMPUS			1	100%	1
KINGWOOD EMERGENCY HOSPITAL			1	100%	1
PATHOLOGY		1			1
MEDTOWN PHARMACY			1	100%	1
ALAFAYA WOODS FAMILY MEDICAL CENTER		1			1
EASTSIDE URGENT CARE			1	100%	1
HUMC		1			1
MEDICAL ASSOCIATES OF PINELLAS - LAB			1	100%	1
EAST CORE LAB			1	100%	1
DE TAR HOSPITAL			1	100%	1
Kroger 367 - The Little Clinic Walton		1			1
PORTSMOUTH REG. HOSPITAL			1	100%	1
BAYOU URGENT CARE			1	100%	1
HACKENSACK UNIVERSITY MEDICAL CENTER		1			1
St. Anne Home		1			1
NORWALK HOSPITAL			1	100%	1
PHYSICIAN ASSOCIATES, LLC			1	100%	1
LEGACY SPECIALTY PHARMACY CORP			1	100%	1
Arch Plaza Nursing and Rehabilitation Center			1	100%	1
RURAL/METRO MIDSOUTH,		1			1

COVID-19: testing by laboratory

Data through Mar 2, 2021 verified as of Mar 3, 2021 at 09:25 AM

Data in this report are provisional and subject to change.

The numbers in the table below represent the number of Florida and non-Florida residents for whom test results were received by the Department of Health. A person can be tested by more than one laboratory and can have both positive and negative results. **Therefore, the sum of the numbers in each column will be larger than the total number of people tested.**

Reporting lab	Inconclusive	Negative	Positive	Percent positive	Total
Kroger - KR070600172		1			1
Vista Park			1	100%	1
SUSAN F. WILLIAMS M.D., P.A.			1	100%	1
WELLSNOW URGENT CARE-OSWEGO			1	100%	1
COLLINS NURSING HOME		1			1
Kroger 407 - The Little Clinic Lexington		1			1
INTEGRATED GENETICS SEQUENOM		1			1
INTERNAL MEDICINE ASSOCIATES		1			1
LIFESPAN HEALTH - SELMER		1			1
CARESPOT - LEE VISTA			1	100%	1
MOBILE INFIRMARY MEDICAL CENTER			1	100%	1
WEST FLORIDA MEDICAL ASSOCIATES PA			1	100%	1
CLERMONT HEALTH DEPARTMENT			1	100%	1
MEDAC AT PORTERS NECK			1	100%	1
CRYSTAL RIVER FIRE DEPARTMENT			1	100%	1
Life Care Center of Auburn		1			1
MED CHOICE CENTER OF NORTH MIAMI			1	100%	1
MIAMI-DADE COUNTY HEALTH DEPT.		1			1
PALMETTO CHARTER SCHOOL		1			1
UNIVERSITY OF MIAMI PRIMARY CARE SITE UMHC 3039			1	100%	1
CVS NV5286POCT HENDERSON		1			1
Wetumpka Health and Rehab, LLC		1			1
ACCESS MEDICAL GROUP OF TAMPA INC			1	100%	1
CVS CA9823POCT SACRAMENTO		1			1
CVS TX8322POCT AUSTIN		1			1
MANHATTAN COLLEGE HEALTH SERVICES		1			1
MERCY GENERAL HOSPITAL			1	100%	1
WELLSTAR COBB HOSPITAL			1	100%	1
MAJESTIC OAKS			1	100%	1
SENCARE MANAGEMENT		1			1
GREATER MIAMI DIALYSIS			1	100%	1
SKY RIDGE MEDICAL CENTER - MICRO			1	100%	1
Remarkable Healthcare Dallas			1	100%	1
Alden Lincoln Park			1	100%	1
Highland Ave. Eye Clinic		1			1
LAKELAND MEDICAL CENTER			1	100%	1
MEMORIAL HOSPITAL MIRAMAR WAIVED TESTING			1	100%	1
CARING PROFESSIONAL HEALTH CARE LLC		1			1
CVS / PHARMACY #10794			1	100%	1
ALLEGHENY GENERAL HOSPITAL			1	100%	1
UT MD ANDERSON CANCER CENTER-TUMOR MARKER LAB			1	100%	1
ROCKLEDGE HEALTH & REHABILITATION CENTER			1	100%	1
SHAMRA MEDICAL LABORATORY			1	100%	1
CENTRAL FLORIDA HOSPITALIST			1	100%	1
OAK HAVEN REHAB AND NURSING CENTER			1	100%	1
NORTHSIDE FAMILY MEDICINE		1			1
MAYO CLINIC OUTPATIENT DIALYSIS CENTER			1	100%	1

COVID-19: testing by laboratory

Data through Mar 2, 2021 verified as of Mar 3, 2021 at 09:25 AM

Data in this report are provisional and subject to change.

The numbers in the table below represent the number of Florida and non-Florida residents for whom test results were received by the Department of Health. A person can be tested by more than one laboratory and can have both positive and negative results. **Therefore, the sum of the numbers in each column will be larger than the total number of people tested.**

Reporting lab	Inconclusive	Negative	Positive	Percent positive	Total
MCLEOD MEMORIAL HOSPITAL CLARENDON			1	100%	1
Kroger 629 - The Little Clinic Cartersville, GA Hwy 41		1			1
ORMC-ARDEN/EOI			1	100%	1
Parkview Care Center			1	100%	1
PASTEUR MEDICAL CENTER LLC		1			1
Kroger 433 - The Little Clinic Atoka		1			1
GUIDEWELL EMERGENCY MEDICINE DOCTORS LLC #33			1	100%	1
Newton Wellesley Center for Alzheimer's Care		1			1
TIMPANOGOS REGIONAL HOSPITAL			1	100%	1
CVS AZ7263POCT PHOENIX		1			1
PEDIATRIC ASSOCIATES OF ORLANDO			1	100%	1
AESTHETIC PHYSICIANS PC			1	100%	1
ALIMETRIX INC		1			1
LOUISIANA STATE LAB			1	100%	1
PALMETTO LANDING			1	100%	1
UNIVERSITY OF IOWA HOSPITALS & CLINICS			1	100%	1
MAYO CLINICAL LABORATORIES		1			1
PCR DIAGNOSTICS			1	100%	1
BNJ		1			1
WINTER GARDEN CHILDREN'S HEALTH CENTERS			1	100%	1
MARRA'S PHARMACY		1			1
MEDEXPRESS URGENT CARE - DERBY N ROCK		1			1
Oakmont of Katy Nursing and Rehabilitation		1			1
MINUTECLINIC, LLC #07876			1	100%	1
FAMILY PRACTICE ASSOCIATES		1			1
Juniper Village at Bucks County		1			1
CHP COVID-19 (TX)			1	100%	1
MEMORIAL HERMANN MEDICAL GROUP-ATASCOCITA PEDS			1	100%	1
HELGEMO & LIOU PEDIATRICS			1	100%	1
MAYO CLINIC BEACHES PRIMARY CARE CTR		1			1
RICHMOND MEDICAL CENTER FOR WOMEN		1			1
LOWER KEYS COMMUNITY HEALTH CENTER			1	100%	1
ADVANCED INDIVIDUALIZED MEDICINE OF NAPLES			1	100%	1
Peninsula Nursing and Rehabilitation Center		1			1
FIU HEALTH CARE CENTER			1	100%	1
OPTIMAL MEDICINE INC		1			1
THE MEDICAL CENTER AT BOWLING GREEN			1	100%	1
Brown Memorial Home		1			1
HEALTHFORCE PARTNERS INC			1	100%	1
NEMOURS CHILDRENS PRIMARY CARE CLERMONT			1	100%	1
Le Roy Village Green		1			1
NEW RIVER HEALTH DISTRICT			1	100%	1
MARYLAND DEPARTMENT OF HEALTH AND MENTAL HYGIENE-LABORATORIES			1	100%	1
NORTHERN KENTUCKY HEALTH DEPARTMENT			1	100%	1
Orange City Nursing and Rehab Center			1	100%	1
MOUNT SINAI COMPREHENSIVE CANCER CENTER			1	100%	1
ORANGE PEDIATRICS PA			1	100%	1

COVID-19: testing by laboratory

Data through Mar 2, 2021 verified as of Mar 3, 2021 at 09:25 AM

Data in this report are provisional and subject to change.

The numbers in the table below represent the number of Florida and non-Florida residents for whom test results were received by the Department of Health. A person can be tested by more than one laboratory and can have both positive and negative results. **Therefore, the sum of the numbers in each column will be larger than the total number of people tested.**

Reporting lab	Inconclusive	Negative	Positive	Percent positive	Total
KINGWOOD EMERGENCY CENTER			1	100%	1
SYCAMORE MEDICAL CENTER-KETTERING HEALTH NETWORK			1	100%	1
INSTANT MEDICAL CARE CENTER			1	100%	1
FIRST CARE WALK IN CLINIC LLC			1	100%	1
C V S / PHARMACY #4396		1			1
FAMILY MEDICAL CENTER OF HOLLYWOOD PA			1	100%	1
ST ANTHONY'S PINELLAS CARE CLINIC			1	100%	1
BLANCHARD VALLEY HOSPITAL LABORATORY			1	100%	1
PARK LANE NURSING HOME		1			1
FOUNDATION LABORATORY			1	100%	1
MARTIN MEM FAMILY CARE AT ST LUCIE W			1	100%	1
CENTRAL JERSEY URGENT CARE OF GREEN BR		1			1
CVS OH4327POCT PAINESVILLE		1			1
BOCA CIEGA CENTER			1	100%	1
EXPRESS WALK IN MEDICAL CENTER			1	100%	1
SUMMERFIELD PAIN MANAGEMENT			1	100%	1
CORNERSTONE DRUG AND GIFT INC		1			1
ABRAKIDABRA KIDS CLINIC			1	100%	1
Kroger 97 - The Little Clinic Hutchinson		1			1
PROGENESIS INC			1	100%	1
HENRICO DOCTOR'S LABORATORY			1	100%	1
Ravenwood Speciality Care		1			1
IVAN, MAYA			1	100%	1
URGENTMED PLANTATION			1	100%	1
PLANT CITY FAMILY CARE		1			1
Riviera Health Resort		1			1
EH FARGO HOSPITAL LABORATORY			1	100%	1
VA Greater LA HCS-Santa Maria OPC			1	100%	1
ST MICHAEL'S ELITE MEDICAL HOSPITAL			1	100%	1
Kroger 409 - The Little Clinic Hebron Marketplace			1	100%	1
ASCARATE DIALYSIS			1	100%	1
MOORE CLINICAL RESEARCH INC			1	100%	1
ABINGTON MEMORIAL HOSPITAL			1	100%	1
LAMARQUE DIALYSIS			1	100%	1
SOUTHWOOD HEALTHCARE CENTER		1			1
Kroger 481 - The Little Clinic Houston Levee		1			1
CORPORATION OF AMERICA		1			1
DOCTORS CARE - GREER		1			1
The Center at Centennial			1	100%	1
CARDIAC AND VASCULAR CONSULTANTS MD PA		1			1
DAYTONA BEACH DIALYSIS			1	100%	1
UT HEALTH RIO GRANDE VALLEY PRIMARY CARE AT			1	100%	1
NORTH FLORIDA CHILD DEVELOPMENT, INC			1	100%	1
MISSOURI DEPT. OF HEALTH			1	100%	1
NATION'S BEST CARE HOME HEALTH			1	100%	1
HAWAII DEPARTMENT OF HEALTH LAB			1	100%	1
FAMILY MEDICAL CENTRE			1	100%	1

COVID-19: testing by laboratory

Data through Mar 2, 2021 verified as of Mar 3, 2021 at 09:25 AM

Data in this report are provisional and subject to change.

The numbers in the table below represent the number of Florida and non-Florida residents for whom test results were received by the Department of Health. A person can be tested by more than one laboratory and can have both positive and negative results. **Therefore, the sum of the numbers in each column will be larger than the total number of people tested.**

Reporting lab	Inconclusive	Negative	Positive	Percent positive	Total
AURORA HEALTH CARE METRO INC			1	100%	1
Kroger 705 - The Little Clinic Richmond		1			1
DERMDX, DIV OF AURORA DIAGNOSTICS/BERNHARDT LAB		1			1
NEW SMYRNA BEACH AMBULATORY CARE CTR			1	100%	1
Crowne Place Assisted Living		1			1
Baypoint Healthcare Center			1	100%	1
FLORIDA HEALTH CARE MEDICAL GROUP		1			1
ADVANCED RESEARCH AND DIAGNOSTIC LABORATORY UNIVERSITY OF MINNESOTA			1	100%	1
CERMAK HEALTH SERVICES			1	100%	1
ROYAL PALM PEDIATRICS			1	100%	1
CAROMONT HEALTH			1	100%	1
HUNTSVILLE HOSPITAL			1	100%	1
CVS IL2297144CV CHICAGO		1			1
TRIDENT ANTI AGING LLC			1	100%	1
Lynwood		1			1
ASHLEY CLINICAL DIAGNOSTIC LABORATORY			1	100%	1
NSPIRE HEALTHCARE PLANTATION			1	100%	1
MEDICAL ARTS LABORATORY			1	100%	1
Walgreens #12153		1			1
THE EMORY CLINIC			1	100%	1
COURTLAND TERRACE		1			1
Kroger 419 - The Little Clinic Farmington/Exeter		1			1
Villages of St.Peters		1			1
BAPTIST HOSPITAL LABORATORY			1	100%	1
EASTSIDE MEDICAL CLINIC		1			1
PALM COAST DRAW STATION/AMERICAN HEALTH ASSOCIATES		1			1
ADVANCE CARDIOVASCULAR IMAGING, INC			1	100%	1
MEDERI CARETENDERS VS OF SE FL LLC DBA			1	100%	1
BEAUMONT URGENT CARE		1			1
CARBON HEALTH			1	100%	1
BLACK SHEEP MEDICAL			1	100%	1
EDGAR PRICE FAMILY & CHILDREN HEALTHCARE CENTER			1	100%	1
JOHN D. ARCHBOLD MEMORIAL HOSPITAL			1	100%	1
COLLIER BLVD HMA PHYSICIANS MANAGEMENT LLC			1	100%	1
Manor Care Health Care Services - Williamsport North		1			1
ARIZA WELLNESS CARE LLC			1	100%	1
CORDOVA FAMILY PRACTICE			1	100%	1
AUTUMN CARE OF STATESVILLE, LLC		1			1
HOME AIDE SVC OF EASTERN NY INC D/B/A		1			1
Kroger 753 - The Little Clinic Goss Avenue		1			1
Sunnybrook Rehabilitation Center			1	100%	1
SAINT PETE MRI			1	100%	1
CVS MO5727POCT PLATTE CITY		1			1
MAIN STREET PHARMACY OF MARCELLUS, INC		1			1
MEDICAL CENTER			1	100%	1
MISSION HOSPITAL			1	100%	1
DOCTORS CHOICE HOME CARE INC			1	100%	1

COVID-19: testing by laboratory

Data through Mar 2, 2021 verified as of Mar 3, 2021 at 09:25 AM

Data in this report are provisional and subject to change.

The numbers in the table below represent the number of Florida and non-Florida residents for whom test results were received by the Department of Health. A person can be tested by more than one laboratory and can have both positive and negative results. **Therefore, the sum of the numbers in each column will be larger than the total number of people tested.**

Reporting lab	Inconclusive	Negative	Positive	Percent positive	Total
LABONE		1			1
PEDIATRIC PARTNERS OF ZEPHYRHILLS PA			1	100%	1
MERITER LABORATORIES			1	100%	1
TAYLOR COUNTY HEALTH DEPARTMENT			1	100%	1
Granville Center		1			1
A.G. Rhodes		1			1
BEAUMONT REFERENCE LABORATORY			1	100%	1
BAYLOR SCOTT AND WHITE MEDICAL CENTER -CENTENTENNIAL			1	100%	1
URGENT CARE OF KANSAS CITY			1	100%	1
Home Health Care Clinic		1			1
BROOKSVILLE REGIONAL HOSPITAL			1	100%	1
DEPT OF VA MEDICAL CENTER - MIAMI			1	100%	1
SUPREME MEDICAL GROUP PLLC			1	100%	1
Manassas Health & Rehab			1	100%	1
CVS TX1057POCT SAN ANTONIO		1			1
PEACE HEALTH FAMILY MEDICINE AT 87TH AVE		1			1
SOUTHWOOD NURSING & RETIREMENT CENTER		1			1
MIDWEST COVENANT HOME, INC		1			1
LAKE COMMUNITY ACTION AGENCY		1			1
OCCUPATIONAL HEALTH CENTER		1			1
CVS MA1845POCT WILMINGTON		1			1
PREMIER FAMILY AND SPORTS MEDICINE LLC			1	100%	1
PROFESSIONAL DIALYSIS CENTER			1	100%	1
Carington Park			1	100%	1
CAREHERE HUDSON BAY			1	100%	1
RAPID MEDLAB (002MO)		1			1
JACKSBORO URGENT CARE			1	100%	1
Glenview Terrace Nursing Center		1			1
Troy Center for Rehabilitation & Nursing		1			1
BASCOM PALMER EYE INSTITUTE			1	100%	1
LP ELIZABETHTON		1			1
VISTA LAKE ASSISTED LIVING			1	100%	1
WATERBURY HOSPITAL REFERENCE LAB			1	100%	1
COLONIAL VILLA GOOD SAMARITAN CENTER		1			1
NORTH MIAMI BEACH SURGICAL CENTER			1	100%	1
NYU LANGONE AMBULATORY CARE LAKE SUCCE		1			1
NORTH WEST FLORIDA DIAGNOSTIC ENOCRINOLOGY CLINIC			1	100%	1
WOODHILLS LABS			1	100%	1
DEL PRADO MEDICAL CENTER, INC		1			1
SUPERKIDS PEDIATRICS			1	100%	1
QHG OF ENTERPRISE INC (DBA MEDICAL CTR		1			1
NORTH FL SOUTH GA HCS-LAKE CITY			1	100%	1
OHSU LABORATORY SERVICES		1			1
PHYSICIANS PREMIER			1	100%	1
TRUMAN MEDICAL CENTER - HOSPITAL HILL			1	100%	1
TARRANT MEDICAL ASSOCIATES			1	100%	1
ADVANCED CARDIOVASCULAR DIAGNOSTICS OF FL			1	100%	1

COVID-19: testing by laboratory

Data through Mar 2, 2021 verified as of Mar 3, 2021 at 09:25 AM

Data in this report are provisional and subject to change.

The numbers in the table below represent the number of Florida and non-Florida residents for whom test results were received by the Department of Health. A person can be tested by more than one laboratory and can have both positive and negative results. **Therefore, the sum of the numbers in each column will be larger than the total number of people tested.**

Reporting lab	Inconclusive	Negative	Positive	Percent positive	Total
PENSACOLA PATHOLOGY		1			1
NF Escambia, LLC DBA Olive BranchHealth and Rehabilitaion Center			1	100%	1
ALPHA CLINICAL LABORATORY CORP.			1	100%	1
SUNCOAST BEHAVIORAL HEALTH CENTER			1	100%	1
SANFORD HOME		1			1
FLORIDA HOME HEALTH			1	100%	1
Senatobia Healthcare & Rehab		1			1
DIRECT PRIMARY CARE OF BURLESON			1	100%	1
SUMMER PLACE NURSING & REHABILITATION		1			1
EMERSON HOSPITAL LABORATORY			1	100%	1
WYOMING COUNTY DEPARTMENT OF HEALTH		1			1
LabCorp L#09258295 M#09258285			1	100%	1
Arbors at Marietta		1			1
REEVES COUNTY HOSPITAL DISTRICT			1	100%	1
SPINE & PAIN CONSULTANT PLLC		1			1
MEDCOR INC			1	100%	1
MISSISSIPPI VALLEY REGIONAL BLOOD CENTER			1	100%	1
LIBERTY URGENT CARE			1	100%	1
HEALTHPARTNERS HUDSON CLINIC			1	100%	1
EUGENE T FINAN, MD			1	100%	1
CONTINENTAL HOME HEALTH CARE INC			1	100%	1
CHILDRENS SPECIALIST PEDIATRIC PULMMOLOGY &			1	100%	1
FLORIDA CLINICAL LABORATORY INC DBA			1	100%	1
CONCORDIA MANOR			1	100%	1
TANGLEWOOD MANOR		1			1
Avera Sr. James Care Center		1			1
Acts Manor House		1			1
CENTRAL TX MEDICAL CENTER - LAB			1	100%	1
BETHESDA ON TURKEY CREEK			1	100%	1
SIGNATURE CARE MEMORIAL CITY			1	100%	1
CVS MA920POCT CLINTON		1			1
RIVERVIEW HOSPITAL D/B/A UNIVERSITY		1			1
CARENOW MIDTOWN			1	100%	1
Kroger 350 - The Little Clinic New Cut Road		1			1
MISSION HOSPITAL – MEMORIAL CAMPUS			1	100%	1
HOUSTON DEPARTMENT OF HEALTH AND HUMAN SERVICES			1	100%	1
WEST COAST CLINICAL LABS INC			1	100%	1
AUGUSTA HEALTH CLINICAL LABORATORY			1	100%	1
FLAGLER MEDICAL ASSOCIATES PA			1	100%	1
SANTA MONICA CA-UCLA MC			1	100%	1
AAA MEDICAL TESTING			1	100%	1
STONECREST MEDICAL CENTER		1			1
EMPLOYEE WELLNESS PA			1	100%	1
PEDIATRIC ASSOCIATES - DORAL			1	100%	1
PREMIUM HOME HEALTH CARE INC			1	100%	1
FLORIDA DEPARTMENT OF HEALTH PALM BEACH COUNTY			1	100%	1
VIVIAN SIMMONS FAMILY PRACTICE			1	100%	1

COVID-19: testing by laboratory

Data through Mar 2, 2021 verified as of Mar 3, 2021 at 09:25 AM

Data in this report are provisional and subject to change.

The numbers in the table below represent the number of Florida and non-Florida residents for whom test results were received by the Department of Health. A person can be tested by more than one laboratory and can have both positive and negative results. **Therefore, the sum of the numbers in each column will be larger than the total number of people tested.**

Reporting lab	Inconclusive	Negative	Positive	Percent positive	Total
RYE BEACH PHARMACY INC		1			1
UMASS MEMORIAL MEDICAL CENTER, INC		1			1
WALKIN MEDICAL URGENT CARE,NEW CITY			1	100%	1
CHILDREN'S NATIONAL MEDICAL CENTER			1	100%	1
SYNERGY DIALYSIS INC			1	100%	1
Crestwood Nursing Center		1			1
PAMC MICRO LAB			1	100%	1
MEDSTAR HEALTH URGENT CARE			1	100%	1
CVS MA1875POCT ASHLAND			1	100%	1
Brookdale Southside			1	100%	1
BROOKDALE FORT MYERS LAKES PARK			1	100%	1
HALIFAX FAMILY HEALTH CENTER			1	100%	1
WALGREENS #06025		1			1
Longwood Community Living Center		1			1
JACKSONVILLE PEDIATRICS			1	100%	1
WELLCARE URGENT CARE			1	100%	1
Brynwood Health & Rehabilitation Center			1	100%	1
UNIVERSITY OF BALTIMORE WASHINGTON MEDICAL CENTER			1	100%	1
ALLEGANY COUNTY DEPARTMENT OF HEALTH		1			1
FAU		1			1
QUICKCARE HEALTH, INC			1	100%	1
COLER REHABILITATION AND NURSING CARE		1			1
Lenbrook		1			1
BLACKBAG DIGITAL HEALTH LLC		1			1
MEMORIALCARE LONG BEACH MEDICAL CENTER			1	100%	1
ELKHART GENERAL HOSPITAL			1	100%	1
REGIONAL MEDICAL LABORATORY			1	100%	1
CENTRAL FLORIDA MEDICAL CARE			1	100%	1
AURORA CONSOLIDATED LABORATORY			1	100%	1
AL MANI HEALTH INSTUTUTE		1			1
SOUTH FLORIDA URGENT CARE CENTERS, LLC			1	100%	1
MEDEXPRESS URGENT CARE - HADLEY		1			1
ENCOMPASS HEALTH REHABILITATION			1	100%	1
FREDERICK MEMORIAL HOSPITAL			1	100%	1
SWIFTCARE URGENT CARE, PLLC			1	100%	1
Keller Landing Center		1			1
Englewood Health Care Center		1			1
CAN COMMUNITY HEALTH LLC		1			1
CHILTON MEDICAL CENTER		1			1
CARE STATION MEDICAL GROUP		1			1
TITUS REGIONAL MEDICAL CENTER			1	100%	1
Terrace Glen Village		1			1
Kroger 970 - The Little Clinic Westfield			1	100%	1
UHEALTH CORAL SPRINGS			1	100%	1
HYDE PARK MEDICAL CENTER		1			1
CVS OH3306POCT AKRON		1			1
POMPANO BEACH ARTIFICIAL KIDNEY CENTER			1	100%	1

COVID-19: testing by laboratory

Data through Mar 2, 2021 verified as of Mar 3, 2021 at 09:25 AM

Data in this report are provisional and subject to change.

The numbers in the table below represent the number of Florida and non-Florida residents for whom test results were received by the Department of Health. A person can be tested by more than one laboratory and can have both positive and negative results. **Therefore, the sum of the numbers in each column will be larger than the total number of people tested.**

Reporting lab	Inconclusive	Negative	Positive	Percent positive	Total
ORLANDO PHYSICIAN NETWORK		1			1
The Evangelical Lutheran Good Samaritan Society Prescott Village		1			1
OKLAHOMA BLOOD INSTITUTE			1	100%	1
TFH HOME HEALTH INC			1	100%	1
ST CATHERINE HOSPITAL LABORATORY			1	100%	1
Heritage Health of Peru			1	100%	1
OCEANVIEW NURSING AND REHABILITAION CENTER			1	100%	1
Kroger 57 - The Little Clinic Jay C Charlestown		1			1
PREMIER MOBILE HEALTH SERVICES, LLC			1	100%	1
CAH ACQUISITION COMPANY 11 LLC			1	100%	1
MED-LAKE LABORATORY, LLC			1	100%	1
Bay View Nursing and Rehabilitation Center			1	100%	1
SOUTHEAST MISSOURI HOSPITAL		1			1
GIFFORD MEMORIAL HOSPITAL		1			1
Hillside Manor Rehabilitation and Extended Care Center		1			1
GARDEN VIEW CARE CENTER		1			1
TILE PHARMACY		1			1
THE NEW JEWISH HOME		1			1
MERRILL GARDENS AT CHAMPIONSGATE			1	100%	1
VILLAGES HEALTH SYSTEM, LLC, THE			1	100%	1
CYPRESS VILLAGE REHAB CENTER		1			1
BSA PHYSICIANS GROUP, INC D/B/A BSA FAMILY MEDICAL			1	100%	1
CAMBRIDGE HEALTH ALLIANCE			1	100%	1
PARRISH MEDICAL GROUP			1	100%	1
			1	100%	1
Kingston Care Center of Fort Wayne		1			1
Douglas County Health Center		1			1
VA OPTOMETRY CLINIC			1	100%	1
KNAPP MEDICAL GROUP			1	100%	1
MEDEXPRESS URGENT CARE - CABOT			1	100%	1
BETHESDA HOSPITAL			1	100%	1
ManorCare Yeadon		1			1
ATLANTIC DIAGNOSTICS			1	100%	1
Jacaranda Manor			1	100%	1
FAIRVIEW HOSPITAL			1	100%	1
TITUSVILLE TOWERS ASSISTED LIVING		1			1
PLEASANT RIDGE MANOR WEST		1			1
GUTHRIE CORNING HOSPITAL LABORATORY		1			1
Belvoir Woods Health Care Center at The Fairfax		1			1
STAMFORD HOSPITAL			1	100%	1
THE HEART HOSPITAL BAYLOR PLANO			1	100%	1
Kroger 670 - The Little Clinic Powell		1			1
MEMORIAL HOSPITAL OF TAMPA			1	100%	1
PORTAGE MEDICAL CENTER			1	100%	1
CVS AZ10529POCT SCOTTSDALE		1			1
CENTRAL FL INTERNAL MEDICINE ASSOCIATES LLC		1			1
CACERES SPECIALIZED GYNECOLOGY		1			1

COVID-19: testing by laboratory

Data through Mar 2, 2021 verified as of Mar 3, 2021 at 09:25 AM

Data in this report are provisional and subject to change.

The numbers in the table below represent the number of Florida and non-Florida residents for whom test results were received by the Department of Health. A person can be tested by more than one laboratory and can have both positive and negative results. **Therefore, the sum of the numbers in each column will be larger than the total number of people tested.**

Reporting lab	Inconclusive	Negative	Positive	Percent positive	Total
HEALTHCARE FOR THE HOMELESS			1	100%	1
Sage Bluff Health & Rehabilitation Center		1			1
Oakland Nursing and Rehabilitation Center		1			1
BEST CARE COMMUNITY AND FAMILY HEALTH CENTER INC			1	100%	1
DIGNITY HEALTH GOHEALTH		1			1
SHP WESTCHESTER LLC		1			1
VIRGINIA UROLOGY		1			1
MID-FLORIDA CANCER CENTERS		1			1
CONCIERGE INTERNAL MEDICINE ASSOCIATES			1	100%	1
SHANNON MEDICAL CENTER			1	100%	1
SIGNATURE CARE COLLEGE STATION			1	100%	1
INDIANA STATE DEPARTMENT OF HEALTH CLINIC MICROBIOLOGY		1			1
FAMILY MEDICINE AT CELEBRATION		1			1
Florence Nursing and Rehabilitation Center		1			1
VETERANS AFFAIRS MEDICAL CENTER - EAST ORANGE			1	100%	1
RAJ K PAI MD PA			1	100%	1
CATHEDRAL GERONTOLOGY CENTER DBA CATHEDRAL CARES			1	100%	1
SELF REGIONAL HEALTHCARE			1	100%	1
Dexter Health Care		1			1
LCMC LAB SUBSECTION		1			1
INDIAN RIVER CLINICAL LABORATORY, INC.		1			1
BALLAD HEALTH MEDICAL ASSOCIATES URGENT CARE			1	100%	1
COMMONWEALTH OF VIRGINIA DIVISION OF CONSOLIDATED LABORATORY SERVICES			1	100%	1
EXAC CARE CROSSVILLE		1			1
CVS MA41POCT TAUNTON		1			1
POINTE MEDICAL SERVICES INC			1	100%	1
BAPTIST HOSPITAL EAST			1	100%	1
DW MCMILLAN MEMORIAL HOSPITAL LABORATORY			1	100%	1
INHEALTH LIFE SCIENCES LLC			1	100%	1
MINUTECLINIC DIAG OF IND, LLC #6250		1			1
C A R E S		1			1
HORIZON MEDICAL CENTER			1	100%	1
CIRRUS DX			1	100%	1
KIDSVILLE PEDIATRICS III PA			1	100%	1
Chateau Living Center			1	100%	1
THE HOSPITALS OF PROVIDENCE EMERGENCY ROOM			1	100%	1
REELFOOT FAMILY WALK-IN CLINIC		1			1
ORCHID TERRACE		1			1
PASTEUR MEDICAL HIALEAH GARDEN LLC			1	100%	1
CLINICAL CARE, INC			1	100%	1
Kroger 699 - The Little Clinic Smyrna		1			1
SPARTA HEALTH & REHAB		1			1
SIMPLY HEALTHCARE AND WELLNESS CLINIC, PC			1	100%	1
GENESEE COUNTY HEALTH DEPARTMENT		1			1
PCG MOLECULAR			1	100%	1
BRITTNEY WHELIHAN IRWIN ARNP LLC			1	100%	1
Virginia Gay Nursing and Rehab		1			1

COVID-19: testing by laboratory

Data through Mar 2, 2021 verified as of Mar 3, 2021 at 09:25 AM

Data in this report are provisional and subject to change.

The numbers in the table below represent the number of Florida and non-Florida residents for whom test results were received by the Department of Health. A person can be tested by more than one laboratory and can have both positive and negative results. **Therefore, the sum of the numbers in each column will be larger than the total number of people tested.**

Reporting lab	Inconclusive	Negative	Positive	Percent positive	Total
UPMC NORTHWEST HOSPITAL			1	100%	1
WMC HEALTH GROUP OF KISSIMMEE LLC			1	100%	1
THE LITTLE CLINIC, LLC			1	100%	1
Sherwood Oaks Health Center			1	100%	1
OXY-GENLAB			1	100%	1
MCH PHYSICIANS GROUP			1	100%	1
CHIPLEY DIALYSIS			1	100%	1
CVS AZ3749POCT GOODYEAR		1			1
SPECTRUM LABORATORY			1	100%	1
MARQUETTE GENERAL HOSPITAL			1	100%	1
GEORGETOWN URGENT CARE			1	100%	1
Shelbyville Manor		1			1
Valley Center (WV)			1	100%	1
KAISER PERMANENTE REGIONAL REFERENCE LABORATORY		1			1
FORT LOUDOUN PRIMARY CARE		1			1
COASTAL ER IX, PHYSICIANS PREMIER			1	100%	1
ST JOHNS MEDICAL CENTER		1			1
WALGREENS #01398			1	100%	1
APS-SUMMIT CARE PHARMACY, LLC DBA OMNICARE		1			1
RENOWN REGIONAL MEDICAL CENTER			1	100%	1
The Palms Nursing and Rehabilitation		1			1
ST GERARD'S COMMUNITY OF CARE		1			1
PEDIATRIC ASSOCIATES - MIAMI LAKES		1			1
Long Beach Care Center			1	100%	1
PRIMARY CARE & PEDIATRICS - SHEPHERSTOWN		1			1
GRAND VIEW HOSPITAL			1	100%	1
WATERS EDGE ELEMENTARY SCHOOL			1	100%	1
MEDEXPRESS URGENT CARE - LAWRENCE		1			1
CVS IL2798POCT CHICAGO			1	100%	1
CVS NE2741POCT LA VISTA		1			1
HEART HOSPITAL OF LAFAYETTE: EMERGENCY ROOM			1	100%	1
Kroger 444 - The Little Clinic Dent		1			1
CLEMENT MANOR HEALTH CENTER		1			1
ASSOCIATES MD MEDICAL GROUP INC			1	100%	1
PRIMARY AND URGENT CARE			1	100%	1
Elm Crest Senior Living Community		1			1
CEPERO PEDIATRICS PA			1	100%	1
CSL PLASMA LAB			1	100%	1
FAIRFIELD MEDICAL CENTER			1	100%	1
MEDEXPRESS URGENT CARE - RUSSELLVILLE, W MAIN ST		1			1
MEDEXPRESS URGENT CARE - CONWAY		1			1
JACK M MATHENY II MD			1	100%	1
Alden North Shore			1	100%	1
CVS GA5622POCT DALLAS		1			1
BAYSHORE DIALYSIS			1	100%	1
KENDALL PEDIATRICS PARTNERS LLC			1	100%	1
INFECTION CONTROL DEPT			1	100%	1

COVID-19: testing by laboratory

Data through Mar 2, 2021 verified as of Mar 3, 2021 at 09:25 AM

Data in this report are provisional and subject to change.

The numbers in the table below represent the number of Florida and non-Florida residents for whom test results were received by the Department of Health. A person can be tested by more than one laboratory and can have both positive and negative results. **Therefore, the sum of the numbers in each column will be larger than the total number of people tested.**

Reporting lab	Inconclusive	Negative	Positive	Percent positive	Total
INTEAM HEALTH, INC.			1	100%	1
TAMPA GENERAL MEDICAL GROUP LABORATORY HEALTHPARK			1	100%	1
WEST BOYNTON DIALYSIS			1	100%	1
Spring Gate Rehab and Healthcare Center		1			1
THE TOLEDO HOSPITAL			1	100%	1
Kroger 523 - The Little Clinic Dickson			1	100%	1
SKIN WELLNESS PHYSICIANS LLC		1			1
CVS NC7057POCT SHELBY		1			1
CVS NE8616POCT LINCOLN		1			1
SAINT ALPHONSUS REGIONAL MEDICAL CENTER			1	100%	1
VA COMMUNITY BASED CLINIC - LAKE CITY			1	100%	1
KIDS CARE PEDIATRICS PA			1	100%	1
Waddell Nursing & Rehab Center		1			1
MOSAIC MEDICAL CENTER MARYVILLE			1	100%	1
PEDIATRIC URGENT CARE CENTR OF FORT WORTH-LA GRAN			1	100%	1
MODERN URGENT CARE			1	100%	1
PPD CLINICAL RESEARCH UNIT			1	100%	1
EAST FL CORE LAB			1	100%	1
DOCTORS MEMORIAL HOSP HOME HEALTH CARE		1			1
MEDHEALTH CLINICAL INC			1	100%	1
WILLOWBROOKE COURT AT MATTHEWS GLEN		1			1
BMC MAYPORT			1	100%	1
Williamstown Commons			1	100%	1
IRA FIALKO DO			1	100%	1
Holly Hill Healthcare Center			1	100%	1
TMH CANCER CENTER LABORATORY			1	100%	1
ST JOHN'S MEDICAL CENTER, TETON VILLAGE			1	100%	1
NFRC CLINICAL LAB			1	100%	1
ANDERSON REGIONAL MEDICAL CENTER			1	100%	1
Kroger 368 - The Little Clinic Frankfort West		1			1
VICTORIA PAIN AND REHABILITATION CENTER			1	100%	1
Victory Health and Rehabilitation			1	100%	1
Ramsey Village		1			1
ANMED HEALTH MEDICAL CENTER			1	100%	1
AMERICAN DRUG TESTING LAB LLC			1	100%	1
UW MEDICINE CHU LAB			1	100%	1
Birmingham Nursing and Rehabilitation East LLC		1			1
BLUFFTON HEALTH CENTER			1	100%	1
ASSISTED LIVING AT TREZEVANT		1			1
HEARTLAND OF ZEPHYRHILLS FL, LLC			1	100%	1
PRIORITY CARE LLC			1	100%	1
BRONSON METHODIST HOSPITAL			1	100%	1
YOUR HEALTH PEDIATRICS			1	100%	1
UPSON REGIONAL MEDICAL CENTER			1	100%	1
ADAMS COUNTY HEALTH DEPARTMENT			1	100%	1
PANCARE HEALTH - CARR ELEM & MIDDLE SCHOOL			1	100%	1
TERRELL URGENT CARE			1	100%	1

COVID-19: testing by laboratory

Data through Mar 2, 2021 verified as of Mar 3, 2021 at 09:25 AM

Data in this report are provisional and subject to change.

The numbers in the table below represent the number of Florida and non-Florida residents for whom test results were received by the Department of Health. A person can be tested by more than one laboratory and can have both positive and negative results. **Therefore, the sum of the numbers in each column will be larger than the total number of people tested.**

Reporting lab	Inconclusive	Negative	Positive	Percent positive	Total
FAITH FAMILY PRACTICE			1	100%	1
PUBLIX PHARMACY #0332		1			1
TREASURE COAST COMMUNITY HEALTH INC			1	100%	1
WAYNE COUNTY PUBLIC HEALTH		1			1
GATEWAY LABORATORIES		1			1
RIVERSIDE COUNTY PUBLIC HEALTH LABORATORY			1	100%	1
CANDLER HOSPITAL			1	100%	1
HOLY CITY MED URGENT CARE			1	100%	1
Louis Stokes Cleveland VA - Midtown Dialysis Center		1			1
CARE CONNECTIONS AT HOME LLC			1	100%	1
SAWGRASS PEDIATRIC PARTNERS LLC			1	100%	1
Mountain View Manor			1	100%	1
HEARTLAND REGIONAL MEDICAL CENTER		1			1
1ST CHOICE URGENT CARE CENTER LLC			1	100%	1
PACE UNIVERSITY HEALTH CARE		1			1
HUNEYCUTT FAMILY PRACTICE			1	100%	1
CVS TX7431POCT ROWLETT		1			1
ROUTE 16 PHARMACY LLC DBA HOLLAND PHAR		1			1
LABTOX LABORATORIES			1	100%	1
RELIANCE HOME HEALTH CARE INC		1			1
HARDIN HEALTH INC		1			1
USC VERDUGO HILLS HOSPITAL			1	100%	1
TRUCARE LIVING CENTERS - SELMA			1	100%	1
INDIAN RIDGE		1			1
ENCOMPASS HEALTH REHABILITATION HOSPITAL OF MIAMI			1	100%	1
ALLIED PHYSICIANS GROUP		1			1
GARDENS AT MAPLEWOOD			1	100%	1
SANTA CLARA VALLEY MEDICAL CENTER			1	100%	1
NEW MILFORD HOSPITAL			1	100%	1
ABBOTT LABORATORIES - OCCUPATIONAL HEALTH SERVICES			1	100%	1
BAPTIST HEALTH EXPRESS CARE			1	100%	1
MDS PHARMA SERVICES		1			1
PELICAN STATE OUTPATIENT CENTER			1	100%	1
HCA HOUSTON ER 24/7			1	100%	1
Rehab Select of Talladega		1			1
COUNTRYSIDE PEDIATRIC CARE PA			1	100%	1
MCR HEALTH MEDICAL EXPRESS			1	100%	1
NORTH PALM BEACH DIALYSIS CENTER			1	100%	1
Caldwell Care		1			1
UNIVERSITY OF MARYLAND PATHOLOGY ASSOCIATES			1	100%	1
BAPTIST HOSPITAL PRIMARY CARE GULF BREEZE			1	100%	1
NEW ERA HEALTH CENTER INC		1			1
LOURDES URGENT CARE			1	100%	1
DEACONESS URGENT CARE CENTER			1	100%	1
SOWAL HEALTH & DRUG			1	100%	1
SALEM VAMC		1			1
ASCENSION ST VINCENT'S - WESTSIDE			1	100%	1

COVID-19: testing by laboratory

Data through Mar 2, 2021 verified as of Mar 3, 2021 at 09:25 AM

Data in this report are provisional and subject to change.

The numbers in the table below represent the number of Florida and non-Florida residents for whom test results were received by the Department of Health. A person can be tested by more than one laboratory and can have both positive and negative results. **Therefore, the sum of the numbers in each column will be larger than the total number of people tested.**

Reporting lab	Inconclusive	Negative	Positive	Percent positive	Total
DEVANSH LAB WERKS		1			1
Jersey City Medical Center		1			1
CONNECTICUT PEDIATRICS @ CHC		1			1
CVS AZ33POCT TEMPE		1			1
Ideal Senior Living Center		1			1
LARKIN COMMUNITY HOSPITAL PALM SPRINGS CAMPUS			1	100%	1
Birmingham Nursing & Rehab Center		1			1
KANA MEDICAL			1	100%	1
SUTTER GOULD MEDICAL FOUNDATION			1	100%	1
UF HEALTH - WILDLIGHT			1	100%	1
SPRINGBROOK HOSPITAL			1	100%	1
ELLIS HOSPITAL URGENT CARE CENTER LAB		1			1
CORPUS CHRISTI MEDICAL CENTER			1	100%	1
LABTEST LLC LABTEST DIAGNOSTICS			1	100%	1
SOUTHERN WINDS			1	100%	1
BROCK HUGHES MEDICAL CENTER			1	100%	1
MIL LAKE HEALTHCARE CENTER INC PEDIATRICS			1	100%	1
CVS OH3980POCT KENT		1			1
LOPEZ		1			1
Kroger 49 - The Little Clinic Wichita - 21st St.			1	100%	1
PM PEDIATRICS PC			1	100%	1
BAPTIST HEALTH PRIMARY CARE AT DORAL			1	100%	1
bishop rehabilitation and nursing center		1			1
BRIGHAM YOUNG UNIV STUDENT HEALTH CTR			1	100%	1
ADVENTHEALTH CENTRA CARE POINCIANA			1	100%	1
GULF COUNTY HEALTH DEPARTMENT			1	100%	1
PULMONARY MEDICINE		1			1
ELITE MEDICAL LABORATORY SOLUTIONS LLC			1	100%	1
1ST MED DOTHAN			1	100%	1
MIDWAY SPECIALTY CARE CENTER INC		1			1
MID FLORIDA COMMUNITY SERVICES			1	100%	1
DIVERSICARE OF BIG SPRINGS		1			1
DIXIE REGIONAL MEDICAL CENTER			1	100%	1
WEST PENSACOLA DIALYSIS CENTER			1	100%	1
SISTERS MISSION			1	100%	1
MORSELIFE HOME CARE INC			1	100%	1
MARTIN ARMY COMMUNITY HOSPITAL			1	100%	1
LABORATORY SERVICES SGHS - CAMDEN		1			1
HATLEY HEALTH CARE, INC		1			1
Portsmouth Health and Rehab			1	100%	1
PARTNERS IN PRIMARY CARE		1			1
EMORY CRAWFORD LONG HOSPITAL			1	100%	1
THE CLINIC ON SIXTH			1	100%	1
Kroger 519 - The Little Clinic Staples Mill Road		1			1
MEDEXPRESS URGENT CARE CHICOPEE			1	100%	1
SEWALLS POINT PHARMACY INC			1	100%	1
CSI LABORATORIES FLORIDA			1	100%	1

COVID-19: testing by laboratory

Data through Mar 2, 2021 verified as of Mar 3, 2021 at 09:25 AM

Data in this report are provisional and subject to change.

The numbers in the table below represent the number of Florida and non-Florida residents for whom test results were received by the Department of Health. A person can be tested by more than one laboratory and can have both positive and negative results. **Therefore, the sum of the numbers in each column will be larger than the total number of people tested.**

Reporting lab	Inconclusive	Negative	Positive	Percent positive	Total
MEDEXPRESS URGENT CARE - DANVILLE		1			1
TRAVIS LEE THOMPSON MD			1	100%	1
Vibralife of El Paso Rehabilitation Center			1	100%	1
MEDEXPRESS URGENT CARE - WESTFIELD, E MAIN ST			1	100%	1
PATIENT FIRST-GENERAL BOOTH			1	100%	1
WAYCROSS INTRTNAL MEDICINE			1	100%	1
Total	91,467	16,653,274	2,474,106	13%	19,218,847