

# COVID-19: summary of cases and monitoring

Data through Mar 3, 2021 verified as of Mar 4, 2021 at 09:25 AM

Data in this report are provisional and subject to change.

## Cases: people with positive PCR or antigen test result

<b>Total cases</b>	<b>1,930,232</b>
Florida residents	<b>1,894,722</b>
Non-Florida residents	<b>35,510</b>
<b>Type of testing</b>	
Florida residents	<b>1,894,722</b>
Positive by BPHL/CDC	<b>69,715</b>
Positive by commercial/hospital lab	<b>1,825,007</b>
PCR positive	<b>1,538,139</b>
Antigen positive	<b>356,583</b>
Non-Florida residents	<b>35,510</b>
Positive by BPHL/CDC	<b>872</b>
Positive by commercial/hospital lab	<b>34,638</b>
PCR positive	<b>24,504</b>
Antigen positive	<b>11,006</b>
<b>Characteristics</b>	
Florida residents hospitalized	<b>80,338</b>
Florida resident deaths	<b>31,387</b>
Non-Florida resident deaths	<b>568</b>

Hospitalized counts include anyone who was hospitalized at some point during their illness. It does not reflect the number of people currently hospitalized.

More information on deaths identified through death certificate data is available on the National Center for Health Statistics website at [www.cdc.gov/nchs/nvss/vsrr/COVID19/index.htm](https://www.cdc.gov/nchs/nvss/vsrr/COVID19/index.htm).

## Cases: people with positive PCR or antigen test result

### Risk factors for Florida residents

Traveled	<b>15,008</b>
Contact with a known case	<b>734,090</b>
Traveled and contact with a known case	<b>20,481</b>
Neither	<b>1,125,143</b>
No travel and no contact	<b>220,693</b>
Travel is unknown	<b>654,807</b>
Contact is unknown	<b>416,359</b>
Contact is pending	<b>424,476</b>

Travel can be unknown and contact can be unknown or pending for the same case, these numbers will sum to more than the "neither" total.

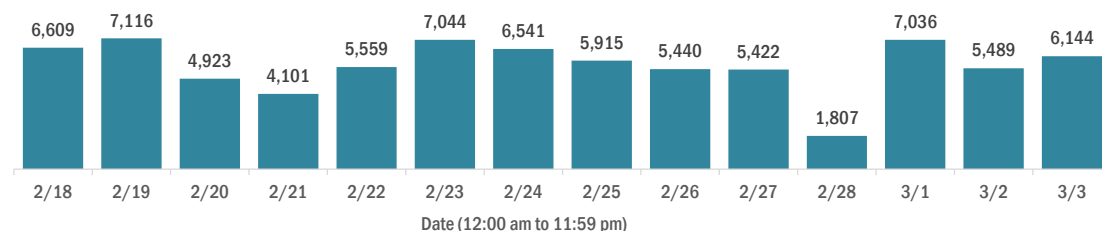
# COVID-19: summary of laboratory testing

Data through Mar 3, 2021 verified as of Mar 4, 2021 at 09:25 AM

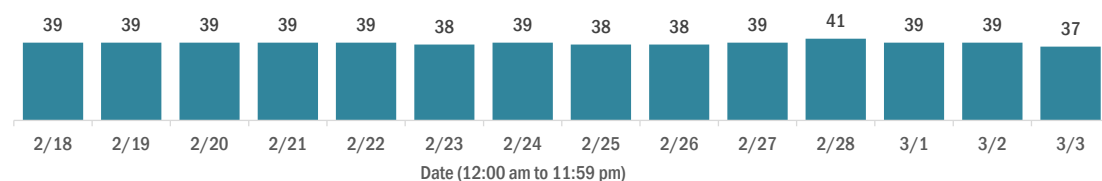
Data in this report are provisional and subject to change.

## Cases in Florida residents per day for the past 2 weeks

### Number of cases per day



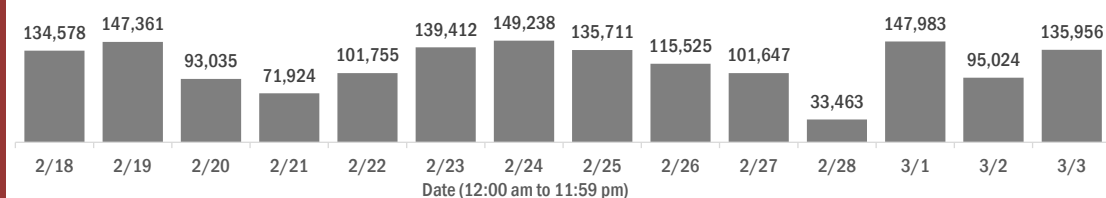
### Median age of cases by day



## Laboratory testing for Florida residents over the past 2 weeks

### Number of Florida residents tested per day

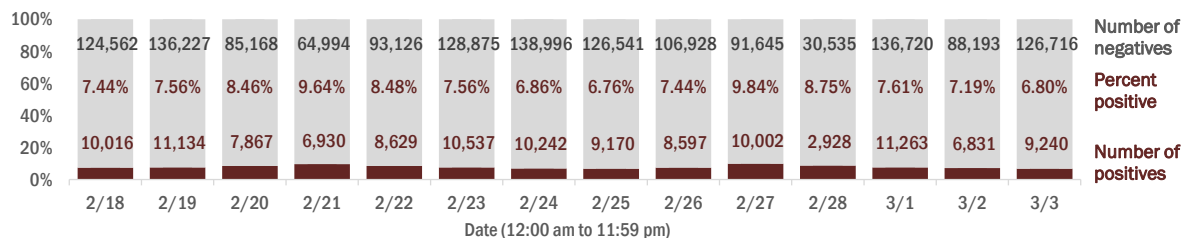
These counts include the number of people for whom the Department received PCR or antigen laboratory results by day. People tested on multiple days will be included for each day a new result was received. A person is only counted once for each day they are tested, regardless of whether multiple specimens are tested or multiple results are received.



### Number and percent of Florida residents with positive test results

The percent of positive results ranged from 6.76% to 9.84% over the past 2 weeks and was 6.80% yesterday.

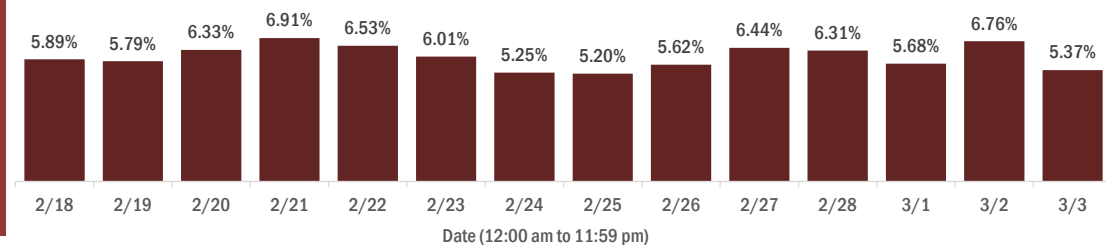
These counts include the number of people for whom the Department received PCR or antigen laboratory results by day. People tested on multiple days will be included for each day a new result was received. A person is only counted once for each day they are tested, regardless of whether multiple specimens are tested or multiple results are received. If a person has a positive specimen and a negative specimen in the same day, only the positive result is counted.



### Percent positivity for new cases in Florida residents

The percent of positive results ranged from 5.20% to 6.91% over the past 2 weeks and was 5.37% yesterday.

This percent is the number of people who test PCR- or antigen-positive for the first time divided by all the people tested that day, excluding people who have previously tested positive.



# COVID-19: characteristics of 1,894,722 Florida resident cases

Data through Mar 3, 2021 verified as of Mar 4, 2021 at 09:25 AM

Data in this report are provisional and subject to change.

Age group	Cases		Hospitalizations		Deaths	
0-4 years	37,592	2%	529	1%	1	0%
5-14 years	116,930	6%	504	1%	5	0%
15-24 years	291,211	15%	1,981	2%	39	0%
25-34 years	329,130	17%	3,901	5%	161	1%
35-44 years	293,085	15%	5,863	7%	477	2%
45-54 years	288,735	15%	9,055	11%	1,175	4%
55-64 years	250,023	13%	13,575	17%	3,333	11%
65-74 years	157,768	8%	16,789	21%	6,643	21%
75-84 years	87,590	5%	16,778	21%	9,574	31%
85+ years	41,394	2%	11,357	14%	9,979	32%
Unknown	1,264	0%	6	0%	0	0%
<b>Total</b>	<b>1,894,722</b>		<b>80,338</b>		<b>31,387</b>	

Gender	Cases	
Female	990,693	52%
Male	890,311	47%
Unknown	13,718	1%
<b>Total</b>	<b>1,894,722</b>	

Ethnicity	Cases		Hospitalizations		Deaths	
Hispanic	602,686	32%	20,421	25%	7,246	23%
Non-Hispanic	909,488	48%	55,976	70%	21,977	70%
Unknown	382,548	20%	3,941	5%	2,164	7%
<b>Total</b>	<b>1,894,722</b>		<b>80,338</b>		<b>31,387</b>	

Race and ethnicity	Cases		Hospitalizations		Deaths	
White	1,060,531	56%	52,325	65%	22,875	73%
Hispanic	402,284	21%	14,492	18%	5,720	18%
Non-Hispanic	578,737	31%	36,199	45%	16,071	51%
Unknown	79,510	4%	1,634	2%	1,084	3%
Black	250,501	13%	16,711	21%	4,965	16%
Hispanic	14,529	1%	698	1%	201	1%
Non-Hispanic	215,064	11%	15,666	20%	4,585	15%
Unknown	20,908	1%	347	0%	179	1%
Other race	283,102	15%	9,013	11%	2,585	8%
Hispanic	142,798	8%	4,754	6%	1,157	4%
Non-Hispanic	96,700	5%	3,844	5%	1,206	4%
Unknown	43,604	2%	415	1%	222	1%
Unknown race	300,588	16%	2,289	3%	962	3%
Hispanic	43,075	2%	477	1%	168	1%
Non-Hispanic	18,987	1%	267	0%	115	0%
Unknown	238,526	13%	1,545	2%	679	2%
<b>Total</b>	<b>1,894,722</b>		<b>80,338</b>		<b>31,387</b>	

**Hospitalization** counts include anyone who was hospitalized at some point during their illness. It does not reflect the number of people currently hospitalized. **Other race** includes any person with a race of American Indian/Alaskan native, Asian, native Hawaiian/Pacific Islander, or other.

# COVID-19: deaths in Florida residents and staff of long-term care facilities

Data through Mar 3, 2021 verified as of Mar 4, 2021 at 09:25 AM

Data in this report are provisional and subject to change.

For current cases in residents or staff of long-term care facilities, please visit: <https://floridahealthcovid19.gov/>

County	Deaths		County	Deaths		County	Deaths	
Palm Beach	1023	10%	Okaloosa	161	2%	Gilchrist	19	0%
Dade	991	9%	Hernando	151	1%	Madison	19	0%
Pinellas	865	8%	Osceola	136	1%	Flagler	16	0%
Broward	627	6%	Charlotte	131	1%	Gulf	16	0%
Hillsborough	549	5%	Clay	118	1%	Wakulla	16	0%
Polk	412	4%	Indian River	116	1%	Gadsden	15	0%
Duval	398	4%	Leon	93	1%	Bradford	14	0%
Sarasota	384	4%	Bay	88	1%	Washington	14	0%
Brevard	382	4%	Jackson	87	1%	Baker	12	0%
Orange	374	3%	St. Johns	87	1%	Franklin	10	0%
Lee	333	3%	Highlands	84	1%	Holmes	10	0%
Marion	286	3%	Santa Rosa	79	1%	Jefferson	10	0%
Volusia	282	3%	Alachua	70	1%	Lafayette	8	0%
Escambia	271	3%	Suwannee	58	1%	Desoto	7	0%
St. Lucie	234	2%	Columbia	48	0%	Levy	7	0%
Lake	221	2%	Sumter	45	0%	Dixie	4	0%
Seminole	221	2%	Putnam	38	0%	Monroe	4	0%
Pasco	218	2%	Nassau	33	0%	Taylor	3	0%
Manatee	188	2%	Hendry	29	0%	Hardee	2	0%
Collier	186	2%	Walton	28	0%	Hamilton	1	0%
Citrus	176	2%	Okeechobee	24	0%	Liberty	1	0%
Martin	161	2%	Calhoun	19	0%	Total	10,713	

**Note:** cases are summarized by the county of usual residence. Residents and staff may be cases associated with facilities that are not in their county of usual residence, resulting in cases being included below for counties that do not have facilities with known cases.

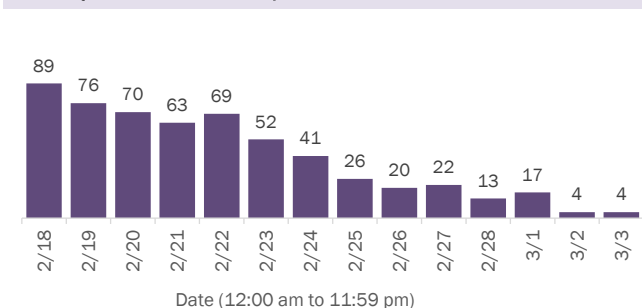
# COVID-19: cases in Florida residents who have died

Data through Mar 3, 2021 verified as of Mar 4, 2021 at 09:25 AM

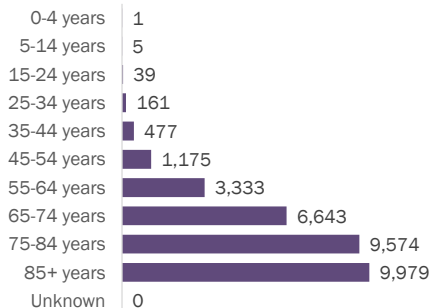
Data in this report are provisional and subject to change.

Demographics for all identified COVID-19 deaths: 31,387

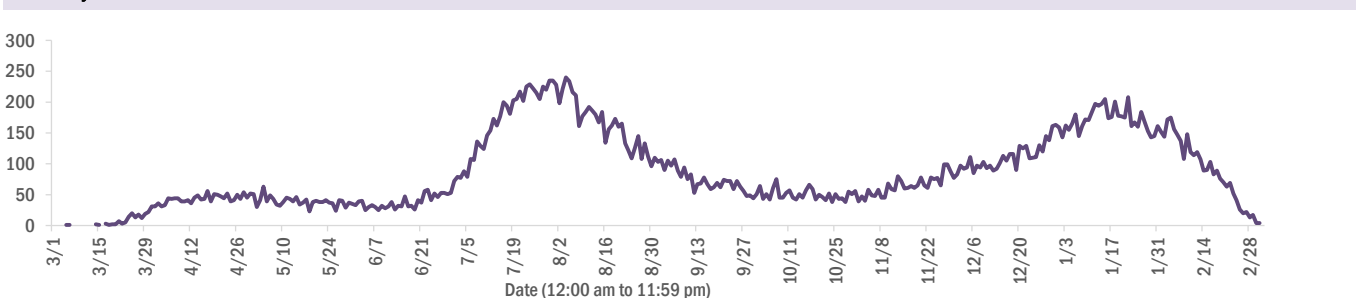
Deaths by date of death for the past 2 weeks



Deaths by age group



Deaths by date of death since March 2020



Age group	Deaths	Cases	Case fatality rate	Mortality rate per 100,000 population
0-4 years	1	37,592	0.0%	0.1
5-14 years	5	116,930	0.0%	0.2
15-24 years	39	291,211	0.0%	1.6
25-34 years	161	329,130	0.0%	5.7
35-44 years	477	293,085	0.2%	18.3
45-54 years	1,175	288,735	0.4%	42.2
55-64 years	3,333	250,023	1.3%	115.2
65-74 years	6,643	157,768	4.2%	273.7
75-84 years	9,574	87,590	10.9%	681.8
85+ years	9,979	41,394	24.1%	1727.9
Unknown	0	1,264	0.0%	
<b>Total</b>	<b>31,387</b>	<b>1,894,722</b>	<b>1.7%</b>	<b>145.3</b>

Race	Deaths	Cases	Case fatality rate	Mortality rate per 100,000 population
White	22,875	1,060,531	2.2%	137.0
Black	4,965	250,501	2.0%	135.7
Other	2,585	283,102	0.9%	207.7
Unknown	962	300,588	0.3%	
<b>Total</b>	<b>31,387</b>	<b>1,894,722</b>	<b>1.7%</b>	<b>145.3</b>

Gender	Deaths	Cases	Case fatality rate	Mortality rate per 100,000 population
Female	13,822	990,693	1.4%	125.2
Male	17,565	890,311	2.0%	166.4
Unknown	0	13,718	0.0%	
<b>Total</b>	<b>31,387</b>	<b>1,894,722</b>	<b>1.7%</b>	<b>145.3</b>

Ethnicity	Deaths	Cases	Case fatality rate	Mortality rate per 100,000 population
Hispanic	7,246	602,686	1.2%	127.6
Non-Hispanic	21,977	909,488	2.4%	138.0
Unknown	2,164	382,548	0.6%	
<b>Total</b>	<b>31,387</b>	<b>1,894,722</b>	<b>1.7%</b>	<b>145.3</b>

# COVID-19: characteristics of 1,894,722 cases

Data through Mar 3, 2021 verified as of Mar 4, 2021 at 09:25 AM

Data in this report are provisional and subject to change.

Tables below include cases in Florida residents and non-Florida residents.

All 67 Florida counties have cases:

County	FL resident cases		Non-FL resident cases	Total cases	FL resident deaths	FL death rate
Dade	410,895	<div><div></div></div> 22%	5,126	416,021	5,511	1.3%
Broward	195,269	<div><div></div></div> 10%	2,273	197,542	2,431	1.2%
Palm Beach	120,152	<div><div></div></div> 6%	2,074	122,226	2,498	2.1%
Orange	113,888	<div><div></div></div> 6%	1,587	115,475	1,116	1.0%
Hillsborough	111,730	<div><div></div></div> 6%	942	112,672	1,523	1.4%
Duval	87,874	<div><div></div></div> 5%	1,463	89,337	1,188	1.4%
Pinellas	65,714	<div><div></div></div> 3%	1,645	67,359	1,465	2.2%
Lee	56,407	<div><div></div></div> 3%	1,953	58,360	883	1.6%
Polk	57,252	<div><div></div></div> 3%	403	57,655	1,164	2.0%
Osceola	36,576	<div><div></div></div> 2%	612	37,188	449	1.2%
Volusia	34,320	<div><div></div></div> 2%	571	34,891	671	2.0%
Brevard	33,827	<div><div></div></div> 2%	607	34,434	751	2.2%
Escambia	30,454	<div><div></div></div> 2%	3,505	33,959	635	2.1%
Pasco	33,477	<div><div></div></div> 2%	301	33,778	664	2.0%
Manatee	31,626	<div><div></div></div> 2%	683	32,309	608	1.9%
Collier	29,469	<div><div></div></div> 2%	1,103	30,572	462	1.6%
Leon	28,515	<div><div></div></div> 2%	852	29,367	287	1.0%
Marion	27,755	<div><div></div></div> 1%	124	27,879	827	3.0%
Seminole	27,346	<div><div></div></div> 1%	208	27,554	437	1.6%
Sarasota	26,020	<div><div></div></div> 1%	1,281	27,301	749	2.9%
Lake	24,554	<div><div></div></div> 1%	374	24,928	574	2.3%
Alachua	22,266	<div><div></div></div> 1%	246	22,512	235	1.1%
St. Lucie	22,292	<div><div></div></div> 1%	153	22,445	551	2.5%
St. Johns	19,964	<div><div></div></div> 1%	278	20,242	199	1.0%
Okaloosa	18,925	<div><div></div></div> 1%	200	19,125	328	1.7%
Bay	18,177	<div><div></div></div> 1%	711	18,888	348	1.9%
Santa Rosa	17,035	<div><div></div></div> 1%	217	17,252	267	1.6%
Clay	16,763	<div><div></div></div> 1%	42	16,805	315	1.9%
Hernando	11,376	<div><div></div></div> 1%	88	11,464	403	3.5%
Indian River	11,043	<div><div></div></div> 1%	95	11,138	267	2.4%
Charlotte	10,614	<div><div></div></div> 1%	167	10,781	372	3.5%
Martin	10,528	<div><div></div></div> 1%	190	10,718	293	2.8%
Citrus	9,757	<div><div></div></div> 1%	79	9,836	406	4.2%
Sumter	8,037	<div><div></div></div> 0%	88	8,125	243	3.0%
Nassau	7,342	<div><div></div></div> 0%	426	7,768	112	1.5%

County	FL resident cases		Non-FL resident cases	Total cases	FL resident deaths	FL death rate
Columbia	7,669	<div><div></div></div> 0%	37	7,706	160	2.1%
Highlands	7,233	<div><div></div></div> 0%	74	7,307	308	4.3%
Walton	6,356	<div><div></div></div> 0%	757	7,113	81	1.3%
Flagler	5,987	<div><div></div></div> 0%	76	6,063	92	1.5%
Jackson	5,884	<div><div></div></div> 0%	63	5,947	152	2.6%
Monroe	5,618	<div><div></div></div> 0%	319	5,937	46	0.8%
Putnam	5,855	<div><div></div></div> 0%	19	5,874	128	2.2%
Gadsden	5,456	<div><div></div></div> 0%	16	5,472	87	1.6%
Suwannee	5,103	<div><div></div></div> 0%	27	5,130	133	2.6%
Hendry	4,320	<div><div></div></div> 0%	18	4,338	73	1.7%
Desoto	3,823	<div><div></div></div> 0%	18	3,841	75	2.0%
Okeechobee	3,543	<div><div></div></div> 0%	40	3,583	81	2.3%
Unknown	370	<div><div></div></div> 0%	3,123	3,493	0	0.0%
Baker	3,297	<div><div></div></div> 0%	15	3,312	56	1.7%
Wakulla	3,171	<div><div></div></div> 0%	12	3,183	52	1.6%
Levy	2,896	<div><div></div></div> 0%	9	2,905	39	1.3%
Bradford	2,845	<div><div></div></div> 0%	13	2,858	52	1.8%
Hardee	2,795	<div><div></div></div> 0%	14	2,809	31	1.1%
Taylor	2,645	<div><div></div></div> 0%	6	2,651	42	1.6%
Washington	2,614	<div><div></div></div> 0%	20	2,634	48	1.8%
Holmes	2,162	<div><div></div></div> 0%	31	2,193	44	2.0%
Madison	1,982	<div><div></div></div> 0%	26	2,008	43	2.2%
Gulf	1,852	<div><div></div></div> 0%	23	1,875	41	2.2%
Union	1,741	<div><div></div></div> 0%	1	1,742	70	4.0%
Calhoun	1,618	<div><div></div></div> 0%	3	1,621	46	2.8%
Lafayette	1,594	<div><div></div></div> 0%	0	1,594	24	1.5%
Hamilton	1,553	<div><div></div></div> 0%	18	1,571	22	1.4%
Dixie	1,501	<div><div></div></div> 0%	3	1,504	21	1.4%
Gilchrist	1,420	<div><div></div></div> 0%	4	1,424	36	2.5%
Jefferson	1,387	<div><div></div></div> 0%	22	1,409	24	1.7%
Franklin	1,246	<div><div></div></div> 0%	33	1,279	17	1.4%
Liberty	1,044	<div><div></div></div> 0%	1	1,045	16	1.5%
Glades	903	<div><div></div></div> 0%	2	905	15	1.7%
Total	1,894,722		35,510	1,930,232	31,387	1.7%

# COVID-19: characteristics of 1,894,722 Florida resident cases

Data through Mar 3, 2021 verified as of Mar 4, 2021 at 09:25 AM

Data in this report are provisional and subject to change.

The table below includes the cities and counties of residence for cases in Florida residents based on the patient's ZIP Code. Note that city is not always received as part of the initial notification and may be missing while the case is being investigated.

City and county	Cases
Miami, Dade	237,979
Orlando, Orange	84,215
Jacksonville, Duval	82,579
Tampa, Hillsborough	65,305
Hialeah, Dade	58,137
Fort Lauderdale, Broward	42,001
Hollywood, Broward	37,477
West Palm Beach, Palm Beach	29,443
Kissimmee, Osceola	28,249
Tallahassee, Leon	27,523
Pensacola, Escambia	25,307
Homestead, Dade	24,906
Naples, Collier	24,869
Saint Petersburg, Pinellas	24,123
Fort Myers, Lee	22,144
Bradenton, Manatee	20,619
Ocala, Marion	20,485
Boca Raton, Palm Beach	20,179
Lakeland, Polk	19,968
Pompano Beach, Broward	18,923
Gainesville, Alachua	17,709
Sarasota, Sarasota	16,060
Port Saint Lucie, St. Lucie	14,696
Lake Worth, Palm Beach	14,631
Cape Coral, Lee	14,308
Clearwater, Pinellas	12,941
Miami Beach, Dade	12,843
Miramar, Broward	12,756
Boynton Beach, Palm Beach	11,622
Panama City, Bay	11,555
Doral, Dade	11,296
Coral Springs, Broward	11,158
Miami Gardens, Dade	10,857
Saint Augustine, St. Johns	10,725
Melbourne, Brevard	9,846
Winter Haven, Polk	9,656
Delray Beach, Palm Beach	9,074
Lehigh Acres, Lee	8,848
Davie, Broward	8,491
Riverview, Hillsborough	8,489
Vero Beach, Indian River	8,482
Milton, Santa Rosa	8,246
Palm Bay, Brevard	7,798
New Port Richey, Pasco	7,721
Sunrise, Broward	7,652
Fort Pierce, St. Lucie	7,439
Coral Gables, Dade	7,248
Saint Cloud, Osceola	7,224
Largo, Pinellas	7,200
Daytona Beach, Volusia	7,032
Apopka, Orange	6,997
Lake City, Columbia	6,988
Orange Park, Clay	6,852
Spring Hill, Hernando	6,801
Plantation, Broward	6,639
North Miami Beach, Dade	6,572
Clermont, Lake	6,524
Davenport, Polk	6,460

# COVID-19: characteristics of 1,894,722 Florida resident cases

Data through Mar 3, 2021 verified as of Mar 4, 2021 at 09:25 AM

Data in this report are provisional and subject to change.

The table below includes the cities and counties of residence for cases in Florida residents based on the patient's ZIP Code. Note that city is not always received as part of the initial notification and may be missing while the case is being investigated.

City and county	Cases
Brandon, Hillsborough	6,374
Jupiter, Palm Beach	6,156
Weston, Broward	6,099
Sanford, Seminole	6,053
Plant City, Hillsborough	6,052
Deltona, Volusia	5,965
Deerfield Beach, Broward	5,669
Winter Garden, Orange	5,583
Fort Walton Beach, Okaloosa	5,274
Tamarac, Broward	5,254
Port Charlotte, Charlotte	5,216
Palm Coast, Flagler	5,044
Crestview, Okaloosa	5,040
Stuart, Martin	4,991
Wesley Chapel, Pasco	4,892
Coconut Creek, Broward	4,780
Palm Beach Gardens, Palm Beach	4,762
Land O Lakes, Pasco	4,725
Margate, Broward	4,691
Palmetto, Manatee	4,623
Winter Park, Orange	4,623
Deland, Volusia	4,617
Palm Harbor, Pinellas	4,584
Wellington, Palm Beach	4,506
Oviedo, Seminole	4,476
Miami Lakes, Dade	4,331
Opa Locka, Dade	4,213
Altamonte Springs, Seminole	4,189
Middleburg, Clay	4,096
Lutz, Hillsborough	4,080
Port Orange, Volusia	4,035
Haines City, Polk	4,026
Live Oak, Suwannee	3,971
Brooksville, Hernando	3,969
Venice, Sarasota	3,918
Valrico, Hillsborough	3,915
North Port, Sarasota	3,915
Sebring, Highlands	3,879
Ocoee, Orange	3,862
Punta Gorda, Charlotte	3,859
Leesburg, Lake	3,857
The Villages, Sumter	3,856
Hallandale, Broward	3,842
Saint Johns, St. Johns	3,729
Arcadia, Desoto	3,718
Pembroke Pines, Broward	3,717
Bonita Springs, Lee	3,596
Seminole, Pinellas	3,584
Ormond Beach, Volusia	3,573
Navarre, Santa Rosa	3,544
Zephyrhills, Pasco	3,534
Okeechobee, Okeechobee	3,532
Windermere, Orange	3,319
Pinellas Park, Pinellas	3,314
Immokalee, Collier	3,291
Longwood, Seminole	3,263
North Lauderdale, Broward	3,244
Gulf Breeze, Santa Rosa	3,213
North Miami, Dade	3,191

# COVID-19: characteristics of 1,894,722 Florida resident cases

Data through Mar 3, 2021 verified as of Mar 4, 2021 at 09:25 AM

Data in this report are provisional and subject to change.

The table below includes the cities and counties of residence for cases in Florida residents based on the patient's ZIP Code. Note that city is not always received as part of the initial notification and may be missing while the case is being investigated.

City and county	Cases
Ruskin, Hillsborough	3,177
Cocoa, Brevard	3,150
Niceville, Okaloosa	3,137
Cantonment, Escambia	3,063
Panama City Beach, Bay	2,960
Quincy, Gadsden	2,912
Jacksonville Beach, Duval	2,908
Lake Worth Beach, Palm Beach	2,890
Key West, Monroe	2,866
Crawfordville, Wakulla	2,847
Casselberry, Seminole	2,800
Hudson, Pasco	2,759
Cutler Ridge, Dade	2,753
Dade City, Pasco	2,745
Port Richey, Pasco	2,731
Bartow, Polk	2,716
Palatka, Putnam	2,715
Fernandina Beach, Nassau	2,667
Titusville, Brevard	2,661
North Fort Myers, Lee	2,646
Oakland Park, Broward	2,634
Green Cove Springs, Clay	2,614
Lake Mary, Seminole	2,561
Winter Springs, Seminole	2,535
Kissimmee, Polk	2,527
Auburndale, Polk	2,511
Ponte Vedra Beach, St. Johns	2,495
Perry, Taylor	2,485
Aventura, Dade	2,473
Lake Wales, Polk	2,443
Merritt Island, Brevard	2,441
Lynn Haven, Bay	2,418
New Smyrna Beach, Volusia	2,385
Tarpon Springs, Pinellas	2,383
Marianna, Jackson	2,356
Inverness, Citrus	2,328
Belle Glade, Palm Beach	2,293
Clewiston, Hendry	2,275
Fleming Island, Clay	2,225
Eustis, Lake	2,213
Santa Rosa Beach, Walton	2,200
Parkland, Broward	2,193
Royal Palm Beach, Palm Beach	2,161
Cooper City, Broward	2,160
Wimauma, Hillsborough	2,153
Dunedin, Pinellas	2,150
Esterro, Lee	2,121
Loxahatchee, Palm Beach	2,106
Holiday, Pasco	2,050
Defuniak Springs, Walton	2,037
Chipley, Washington	2,033
Sarasota, Manatee	1,951
Rockledge, Brevard	1,948
Key Biscayne, Dade	1,940
Destin, Okaloosa	1,932
Parrish, Manatee	1,919
Starke, Bradford	1,917
Labelle, Hendry	1,914
Mount Dora, Lake	1,880

# COVID-19: characteristics of 1,894,722 Florida resident cases

Data through Mar 3, 2021 verified as of Mar 4, 2021 at 09:25 AM

Data in this report are provisional and subject to change.

The table below includes the cities and counties of residence for cases in Florida residents based on the patient's ZIP Code. Note that city is not always received as part of the initial notification and may be missing while the case is being investigated.

City and county	Cases
Palm City, Martin	1,879
Odessa, Hillsborough	1,867
Avon Park, Highlands	1,865
Mulberry, Polk	1,849
Riviera Beach, Palm Beach	1,822
Tavares, Lake	1,812
Seffner, Hillsborough	1,763
Summerfield, Marion	1,744
Yulee, Nassau	1,740
Groveland, Lake	1,678
Pinecrest, Dade	1,642
Missing, Dade	1,635
Wauchula, Hardee	1,629
Macclenny, Baker	1,614
Lithia, Hillsborough	1,603
Maitland, Orange	1,595
Mayo, Lafayette	1,565
Sebastian, Indian River	1,565
Orange City, Volusia	1,559
Callahan, Nassau	1,552
Bonifay, Holmes	1,548
Coconut Grove, Dade	1,543
Ponte Vedra, St. Johns	1,515
Carol City, Dade	1,513
Palmetto Bay, Dade	1,498
Homosassa, Citrus	1,495
Lady Lake, Lake	1,483
Crossings, Dade	1,475
Crystal River, Citrus	1,467
Dania, Broward	1,402
Pace, Santa Rosa	1,369
Lake Placid, Highlands	1,361
Lake Butler, Union	1,348
Gibson, Hillsborough	1,334
Madison, Madison	1,317
Oldsmar, Pinellas	1,317
Florida City, Dade	1,315
Sun City Center, Hillsborough	1,311
Dover, Hillsborough	1,304
Atlantic Beach, Duval	1,303
Hobe Sound, Martin	1,283
Monticello, Jefferson	1,269
Biscayne Park, Dade	1,268
Dunnellon, Marion	1,261
Apollo Beach, Hillsborough	1,247
Palm Springs, Palm Beach	1,245
Edgewater, Volusia	1,244
Alachua, Alachua	1,236
Indiantown, Martin	1,222
Graceville, Jackson	1,215
Debary, Volusia	1,211
Bellevue, Marion	1,201
North Palm Beach, Palm Beach	1,162
Century, Escambia	1,159
Lantana, Palm Beach	1,148
Newberry, Alachua	1,117
South Miami, Dade	1,114
Lecanto, Citrus	1,092
Havana, Gadsden	1,071

# COVID-19: characteristics of 1,894,722 Florida resident cases

Data through Mar 3, 2021 verified as of Mar 4, 2021 at 09:25 AM

Data in this report are provisional and subject to change.

The table below includes the cities and counties of residence for cases in Florida residents based on the patient's ZIP Code. Note that city is not always received as part of the initial notification and may be missing while the case is being investigated.

City and county	Cases
El Portal, Dade	1,058
Safety Harbor, Pinellas	1,052
Hilliard, Nassau	1,051
Williston, Levy	1,048
Ellenton, Manatee	1,044
Jensen Beach, Martin	1,038
Beverly Hills, Citrus	1,032
Blountstown, Calhoun	1,028
Jasper, Hamilton	1,019
Freeport, Walton	1,014
Satellite Beach, Brevard	994
Lauderhill, Broward	976
Trenton, Gilchrist	969
Wewahitchka, Gulf	954
Wildwood, Sumter	952
Sanderson, Baker	939
Wilton Manors, Broward	929
Keystone Heights, Clay	923
Nokomis, Sarasota	917
Hernando, Citrus	913
Mary Esther, Okaloosa	904
Everglades National Park, Dade	901
Englewood, Charlotte	901
Fellsmere, Indian River	892
Frostproof, Polk	892
Key Largo, Monroe	886
Fisher Island, Dade	872
Polk City, Polk	868
Port Saint Joe, Gulf	868
Bushnell, Sumter	859
Dunnellon, Citrus	857
Shalimar, Okaloosa	854
Moore Haven, Glades	845
Medley, Dade	838
Lauderdale Lakes, Broward	834
Coleman, Sumter	829
Bristol, Liberty	810
Pahokee, Palm Beach	801
Cross City, Dixie	799
South Bay, Palm Beach	789
Marco Island, Collier	764
Fort Meade, Polk	755
Cocoa Beach, Brevard	755
Glen Saint Mary, Baker	739
Chiefland, Levy	738
High Springs, Alachua	735
Chattahoochee, Gadsden	726
Sorrento, Lake	718
Englewood, Sarasota	715
Minneola, Lake	714
Spring Hill, Pasco	708
Indialantic, Brevard	707
Trinity, Pasco	705
Olympia Heights, Dade	704
Uleta, Dade	702
Thonotosassa, Hillsborough	697
Crescent City, Putnam	691
Miramar Beach, Walton	689
Interlachen, Putnam	685

# COVID-19: characteristics of 1,894,722 Florida resident cases

Data through Mar 3, 2021 verified as of Mar 4, 2021 at 09:25 AM

Data in this report are provisional and subject to change.

The table below includes the cities and counties of residence for cases in Florida residents based on the patient's ZIP Code. Note that city is not always received as part of the initial notification and may be missing while the case is being investigated.

City and county	Cases
Fruitland Park, Lake	679
Coral, Dade	678
Marathon, Monroe	666
Southwest Ranches, Broward	659
Lawtey, Bradford	657
Bowling Green, Hardee	652
Fort Myers Beach, Lee	650
Umatilla, Lake	646
Old Town, Dixie	643
Jacksonville, St. Johns	640
Lake Alfred, Polk	631
Fort White, Columbia	623
Neptune Beach, Duval	612
West Melbourne, Brevard	607
Silver Springs, Marion	583
Baker, Okaloosa	577
Bronson, Levy	555
Belle Isle, Orange	549
Sneads, Jackson	547
South Daytona, Volusia	545
Clearwater Beach, Pinellas	545
Weeki Wachee, Hernando	542
Palm Beach, Palm Beach	541
Jay, Santa Rosa	531
Gulfport, Pinellas	528
Carrabelle, Franklin	521
Bunnell, Flagler	509
Surfside, Dade	505
Mascotte, Lake	495
Hawthorne, Alachua	489
Sweetwater, Dade	487
Molino, Escambia	481
Cottondale, Jackson	475
Citra, Marion	468
Rotunda West, Charlotte	466
Oakland, Orange	464
Oxford, Sumter	461
Midway, Gadsden	459
Zolfo Springs, Hardee	458
Florida State University, Leon	454
East Palatka, Putnam	446
Youngstown, Bay	444
Myakka City, Manatee	443
Cape Canaveral, Brevard	442
Melbourne Beach, Brevard	438
Ocklawaha, Marion	437
Mims, Brevard	436
Tavernier, Monroe	425
Altha, Calhoun	423
Branford, Suwannee	418
Indian Harbour Beach, Brevard	416
Dundee, Polk	414
Bell, Gilchrist	414
Alva, Lee	409
Apalachicola, Franklin	406
Celebration, Osceola	405
Flagler Beach, Flagler	405
Bal Harbour, Dade	394
Centerville, Leon	394

# COVID-19: characteristics of 1,894,722 Florida resident cases

Data through Mar 3, 2021 verified as of Mar 4, 2021 at 09:25 AM

Data in this report are provisional and subject to change.

The table below includes the cities and counties of residence for cases in Florida residents based on the patient's ZIP Code. Note that city is not always received as part of the initial notification and may be missing while the case is being investigated.

City and county	Cases
Archer, Alachua	376
Haverhill, Palm Beach	375
De Leon Springs, Volusia	366
Hastings, St. Johns	363
Eagle Lake, Polk	363
Webster, Sumter	361
Raiford, Union	360
Grand Ridge, Jackson	350
Osprey, Sarasota	350
West Miami, Dade	345
Floral City, Citrus	345
Tequesta, Palm Beach	338
Greenville, Madison	331
Lake Park, Palm Beach	330
Holly Hill, Volusia	326
Grand Island, Lake	319
Ave Maria, Collier	319
Vernon, Washington	318
Pierson, Volusia	314
Malone, Jackson	312
Jennings, Hamilton	312
Chuluota, Seminole	310
Montverde, Lake	309
Satsuma, Putnam	304
Eastpoint, Franklin	301
Gotha, Orange	297
Laurel Hill, Okaloosa	295
Indian Rocks Beach, Pinellas	295
Westville, Holmes	292
Melrose, Putnam	290
Sebastian, Brevard	289
Bryceville, Nassau	286
Elkton, St. Johns	285
Kenneth City, Pinellas	284
Lehigh, Lee	283
Reddick, Marion	283
Alafaya, Orange	282
Valparaiso, Okaloosa	281
Fort McCoy, Marion	280
Malabar, Brevard	273
Greenwood, Jackson	269
Ponce De Leon, Holmes	266
O Brien, Suwannee	266
Anthony, Marion	264
Winter Park, Seminole	264
Lake Panasoffkee, Sumter	263
San Antonio, Pasco	261
Missing, Volusia	260
Belleair, Pinellas	255
Missing, Orange	254
Geneva, Seminole	248
Greenacres, Palm Beach	248
Morriston, Levy	247
Inlet Beach, Walton	239
South Pasadena, Pinellas	235
Edgewood, Orange	231
Sanibel, Lee	229
Lee, Madison	229
Southport, Bay	228

# COVID-19: characteristics of 1,894,722 Florida resident cases

Data through Mar 3, 2021 verified as of Mar 4, 2021 at 09:25 AM

Data in this report are provisional and subject to change.

The table below includes the cities and counties of residence for cases in Florida residents based on the patient's ZIP Code. Note that city is not always received as part of the initial notification and may be missing while the case is being investigated.

City and county	Cases
Fountain, Bay	226
Eglin Air Force Base, Okaloosa	225
Fern Park, Seminole	224
White Springs, Hamilton	221
Kindred, Osceola	220
Weirsdale, Marion	219
Hosford, Liberty	219
Gretna, Gadsden	219
Hallandale Beach, Broward	217
Longboat Key, Manatee	213
Wellborn, Suwannee	212
University Of Central Fl, Orange	210
Mcdavid, Escambia	201
Holt, Okaloosa	201
Bay Harbor Islands, Dade	197
Saint James City, Lee	194
Astatula, Lake	192
Lakewood Ranch, Manatee	190
Islamorada, Monroe	189
Juno Beach, Palm Beach	189
Mcalpin, Suwannee	187
Howey-In-The-Hills, Lake	187
Holmes Beach, Manatee	186
Micanopy, Alachua	184
Poinciana, Polk	183
Azalea Park, Orange	182
Sopchoppy, Wakulla	182
The Villages, Marion	181
Altoona, Lake	180
Alford, Jackson	178
Babson Park, Polk	177
Madeira Beach, Pinellas	176
Atlantis, Palm Beach	174
Zellwood, Orange	174
The Villages, Lake	169
Lauderdale By The Sea, Broward	167
Lake Helen, Volusia	163
Mangonia Park, Palm Beach	162
Center Hill, Sumter	160
Caryville, Washington	160
Summerland Key, Monroe	156
University Of Miami, Dade	156
Odessa, Pasco	153
Pomona Park, Putnam	152
Viera, Brevard	152
Golden Beach, Dade	150
Bokeelia, Lee	149
Rocky Point, Hillsborough	147
Lockhart, Orange	146
Osteen, Volusia	146
University Of Fl, Alachua	144
Bay Lake, Orange	144
Oak Hill, Volusia	143
Grant-Valkaria, Brevard	140
Hiawassee, Orange	139
Hypoluxo, Palm Beach	138
Clair-Mel City, Hillsborough	138
Ponce Inlet, Volusia	138
Cutler Bay, Dade	137

# COVID-19: characteristics of 1,894,722 Florida resident cases

Data through Mar 3, 2021 verified as of Mar 4, 2021 at 09:25 AM

Data in this report are provisional and subject to change.

The table below includes the cities and counties of residence for cases in Florida residents based on the patient's ZIP Code. Note that city is not always received as part of the initial notification and may be missing while the case is being investigated.

City and county	Cases
Citrus Springs, Citrus	136
Hollister, Putnam	134
Sumterville, Sumter	132
Lutz, Pasco	132
Carrollwood, Hillsborough	130
Lady Lake, Sumter	128
Baldwin, Duval	128
Hampton, Bradford	125
San Mateo, Putnam	122
Apopka, Seminole	122
Paisley, Lake	122
Inglis, Levy	120
Clarksville, Calhoun	119
Steinhatchee, Taylor	119
Lake Hamilton, Polk	118
Matlacha, Lee	118
Christmas, Orange	118
Cloud Lake, Palm Beach	117
Big Pine Key, Monroe	117
Kendall, Dade	116
Placida, Charlotte	112
Missing, Lee	110
University Of Central Florida, Orange	108
Belleair Beach, Pinellas	107
Buena Ventura Lakes, Osceola	106
Callaway, Bay	104
Panacea, Wakulla	104
Tierra Verde, Pinellas	102
Brooker, Bradford	101
Lamont, Jefferson	101
Dinsmore, Duval	101
Temple Terrace, Hillsborough	101
Astor, Lake	99
West Park, Broward	99
Hurlburt Field, Okaloosa	99
Seville, Volusia	99
South Fort Myers, Lee	98
Canal Point, Palm Beach	96
Lighthouse Point, Broward	95
Harmony, Osceola	94
Bascom, Jackson	94
Barry University, Dade	93
Florahome, Putnam	93
Saint Leo, Pasco	92
Cedar Key, Levy	91
Waldo, Alachua	91
Missing, St. Johns	91
Florida Gulf Coast Univ, Lee	90
Fruit Cove, St. Johns	89
Barefoot Bay, Brevard	88
University Of South Florida, Hillsborough	88
Bradenton Beach, Manatee	88
Dania Beach, Broward	87
Maitland, Seminole	87
Tyndall Air Force Base, Bay	87
Pinetta, Madison	86
Crystal Beach, Pinellas	83
Lorida, Highlands	82
Missing, Marion	82

# COVID-19: characteristics of 1,894,722 Florida resident cases

Data through Mar 3, 2021 verified as of Mar 4, 2021 at 09:25 AM

Data in this report are provisional and subject to change.

The table below includes the cities and counties of residence for cases in Florida residents based on the patient's ZIP Code. Note that city is not always received as part of the initial notification and may be missing while the case is being investigated.

City and county	Cases
Kathleen, Polk	80
F M, Lee	79
Sunny Isles Beach, Dade	77
City Of Sunrise, Broward	76
Missing, St. Lucie	75
Welaka, Putnam	75
Palma Ceia, Hillsborough	74
Ocean Ridge, Palm Beach	74
Eatonville, Orange	73
Fort Denaud, Hendry	73
Avon Park, Polk	73
Patrick Air Force Base, Brevard	72
Missing, Pinellas	71
Campbellton, Jackson	70
Saint Pete Beach, Pinellas	69
Air Mail Facility, Dade	69
Ochopee, Collier	69
Yalaha, Lake	68
Princeton, Dade	66
Boca Grande, Lee	65
Greensboro, Gadsden	65
North Venice, Sarasota	64
Stock Island, Monroe	63
Anna Maria, Manatee	62
Reunion, Osceola	60
Cudjoe Key, Monroe	59
Bonita Beach, Lee	59
Mexico Beach, Bay	58
Destin, Walton	58
Georgetown, Putnam	58
Orlando, Seminole	57
North Redington Beach, Pinellas	56
Bellview, Escambia	56
Felda, Hendry	55
Miami, Unknown	54
Lake Suzy, Desoto	54
Missing, Pasco	53
Ona, Hardee	53
Micco, Brevard	53
Missing, Santa Rosa	53
Treasure Island, Pinellas	52
Missing, Lake	52
Walnut Hill, Escambia	51
Orlando, Dade	51
Northdale, Hillsborough	51
Heathrow, Seminole	51
Singer Island, Palm Beach	51
Missing, Duval	50
Miami Springs, Dade	50
Okahumpka, Lake	50
Palm Beach Shores, Palm Beach	49
Salt Springs, Marion	49
Aloma, Orange	49
Miromar Lakes, Lee	47
Cinco Bayou, Okaloosa	47
Town N Country, Hillsborough	47
University Of Tampa, Hillsborough	46
Enterprise, Volusia	45
Highland City, Polk	45

# COVID-19: characteristics of 1,894,722 Florida resident cases

Data through Mar 3, 2021 verified as of Mar 4, 2021 at 09:25 AM

Data in this report are provisional and subject to change.

The table below includes the cities and counties of residence for cases in Florida residents based on the patient's ZIP Code. Note that city is not always received as part of the initial notification and may be missing while the case is being investigated.

City and county	Cases
Duette, Manatee	45
Waverly, Polk	44
Intercession City, Osceola	44
Sewalls Point, Martin	44
Florence Villa, Polk	44
Eaton Park, Polk	43
Terra Ceia, Manatee	43
Orlando, Osceola	43
Gulf Breeze, Escambia	42
Manalapan, Palm Beach	42
Missing, Palm Beach	42
Village Of Wellington, Palm Beach	41
Kenansville, Osceola	41
Key Colony Beach, Monroe	40
Saint Johns, Duval	40
Green Acres, Palm Beach	40
Ebro, Washington	40
Lacoochee, Pasco	39
Orlando, Broward	39
Bayonet Point, Pasco	38
Florida International Univ, Dade	38
Florida A And M University, Leon	37
Ponte Vedra, Duval	37
Orlando, Volusia	37
Village Wellington, Palm Beach	37
Naranja, Dade	37
Orlando, Polk	35
Hialeah Gardens, Dade	35
Highland Beach, Palm Beach	34
Flemington, Marion	34
Pasadena, Pinellas	34
Cortez, Manatee	33
Palm Shores, Brevard	33
Tice, Lee	33
Homeland, Polk	32
Bay Pines, Pinellas	32
Bagdad, Santa Rosa	32
Dowling Park, Suwannee	32
Missing, Sumter	32
Lakeshore, Polk	31
Lulu, Columbia	31
Venus, Highlands	31
Miami Shores, Dade	31
Davenport, Osceola	30
Eloise, Polk	30
Bonaventure, Broward	30
Nocatee, Desoto	29
Stetson University, Volusia	29
Orlando, Hillsborough	29
Mcintosh, Marion	29
Missing, Seminole	29
Penney Farms, Clay	29
Bonita Springs, Collier	29
Lealman, Pinellas	29
Missing, Broward	29
North Bay Village, Dade	29
Siesta Key, Sarasota	29
Hallandale Beach, Broward	29
Jupiter, Martin	28

# COVID-19: characteristics of 1,894,722 Florida resident cases

Data through Mar 3, 2021 verified as of Mar 4, 2021 at 09:25 AM

Data in this report are provisional and subject to change.

The table below includes the cities and counties of residence for cases in Florida residents based on the patient's ZIP Code. Note that city is not always received as part of the initial notification and may be missing while the case is being investigated.

City and county	Cases
Horseshoe Beach, Dixie	28
Bayshore Gardens, Manatee	28
Pensacola Beach, Santa Rosa	28
Missing, Hillsborough	28
South Palm Beach, Palm Beach	28
Univ Of Fl Student Dorms, Alachua	28
Miami, Broward	27
Poinciana, Osceola	27
Saint Marks, Wakulla	27
Florida State, Leon	27
Caryville, Holmes	27
Chokoloskee, Collier	26
City Of Westlake, Palm Beach	26
Alturas, Polk	26
Palmdale, Glades	26
Little Torch Key, Monroe	26
Kinard, Calhoun	26
Homosassa Springs, Citrus	26
Indian Lake Estates, Polk	25
Missing, Monroe	25
Wekiva Springs, Seminole	25
Tangerine, Orange	25
Pine Hills, Orange	25
South Miami Heights, Dade	25
Labelle, Glades	24
Hawthorne, Putnam	24
Fort Lauderdale, Dade	24
Missing, Escambia	24
Santa Fe, Alachua	24
Earleton, Alachua	24
Westchase, Hillsborough	23
New Smyrna, Volusia	23
Goulds, Dade	23
Archer, Levy	23
Pembroke Park, Broward	23
Bradley, Polk	23
Long Key, Monroe	23
Citrus Ridge, Indian River	22
Sydney, Hillsborough	22
Florida Dept Of Corrections, Union	22
Paxton, Walton	22
Wausau, Washington	22
Yankeetown, Levy	22
Kissimmee, Orange	22
La Crosse, Alachua	22
Ridge Manor, Pasco	22
Balm, Hillsborough	22
Sugarloaf Key, Monroe	22
Tioga, Alachua	22
Perdido Key, Escambia	21
Orange Lake, Marion	21
Wabasso, Indian River	21
Plymouth, Orange	21
Bonifay, Washington	21
Bostwick, Putnam	21
Loughman, Polk	21
Sparr, Marion	21
Everglades City, Collier	21
Westlake, Palm Beach	20

# COVID-19: characteristics of 1,894,722 Florida resident cases

Data through Mar 3, 2021 verified as of Mar 4, 2021 at 09:25 AM

Data in this report are provisional and subject to change.

The table below includes the cities and counties of residence for cases in Florida residents based on the patient's ZIP Code. Note that city is not always received as part of the initial notification and may be missing while the case is being investigated.

City and county	Cases
Pine Castle, Orange	20
Branford, Lafayette	20
Missing, Citrus	20
Indian River Shores, Indian River	20
Missing, Manatee	20
Babcock Ranch, Lee	19
Mexico Beach, Gulf	19
Sun City, Hillsborough	19
Florida International University, Dade	19
Wildlight, Nassau	19
Crystal Springs, Pasco	19
Redington Shores, Pinellas	19
Missing, Okaloosa	19
Laud-By-The-Sea, Broward	19
Mango, Hillsborough	19
Parker, Bay	19
Missing, Indian River	19
Hollywood, Dade	18
Jensen Beach, St. Lucie	18
Lowell, Marion	18
Orlando, Palm Beach	18
Fort Ogden, Desoto	18
Goodland, Collier	18
Nichols, Polk	17
Suwannee, Dixie	17
Nalcrest, Polk	17
Maxville, Duval	17
Champions Gate, Polk	17
Graceville, Holmes	17
Candler, Marion	17
Jacksonville, Unknown	16
West Panama City Beach, Bay	16
Missing, Collier	16
Trenton, Levy	16
Forest City, Orange	16
Missing, Brevard	16
Orlando, Pinellas	16
High Springs, Gilchrist	16
Gulf Hammock, Levy	16
Shady Hills, Pasco	16
Union Park, Orange	16
Gulf Stream, Palm Beach	15
Webster, Hernando	15
Tallevast, Manatee	15
Hernando Beach, Hernando	15
Hutchinson Island, St. Lucie	15
White Springs, Columbia	15
Otter Creek, Levy	15
Woodville, Leon	15
Lake City, Suwannee	15
Wewahitchka, Calhoun	15
Golden Oak, Orange	15
Lake Buena Vista, Orange	15
Saint Lucie West, St. Lucie	14
Brooksville, Pasco	14
Winter Garden, Lake	14
Murdock, Charlotte	14
Copeland, Collier	14
Lakewood Ranch, Sarasota	14

# COVID-19: characteristics of 1,894,722 Florida resident cases

Data through Mar 3, 2021 verified as of Mar 4, 2021 at 09:25 AM

Data in this report are provisional and subject to change.

The table below includes the cities and counties of residence for cases in Florida residents based on the patient's ZIP Code. Note that city is not always received as part of the initial notification and may be missing while the case is being investigated.

City and county	Cases
Village Of Palmetto Bay, Dade	14
Mount Dora, Orange	14
Missing, Bay	14
Laurel Hill, Walton	14
Wahneta, Polk	13
Graham, Bradford	13
Braden River, Manatee	13
Kingsley Lake, Bradford	13
Gonzalez, Escambia	13
Orlando, Brevard	13
Saint George Island, Franklin	13
Trilby, Pasco	13
Daytona Beach Shores, Volusia	13
Hialeah, Unknown	13
Belleair Bluffs, Pinellas	13
Lake Monroe, Seminole	13
Ramrod Key, Monroe	13
Orlando, Lake	13
Johns Pass Village, Pinellas	13
Buckingham, Lee	13
Watersound, Walton	13
Orlando, Unknown	12
Choctaw Beach, Okaloosa	12
Fort Charlotte, Charlotte	12
Unknown, Dade	12
Long Boat Key, Manatee	12
Pensacola Beach, Escambia	12
Rosemary Beach, Walton	12
Holder, Citrus	12
Mount Plymouth, Lake	12
Missing, Putnam	12
Roseland, Indian River	12
Durant, Hillsborough	12
Citrus Hills, Citrus	11
Orlando, Leon	11
Missing, Unknown	11
Greenville, Taylor	11
Missing, Martin	11
Florida State Univ Admin, Leon	11
Indian Creek Village, Dade	11
Naples, Lee	11
Steinhatchee, Dixie	11
Deer Island, Lake	11
East Lake, Marion	11
Alys Beach, Bay	11
Deerfield Beach, Palm Beach	11
Eau Gallie, Brevard	11
Captiva, Lee	10
Lake Como, Putnam	10
Missing, Polk	10
University Park, Manatee	10
Grandin, Putnam	10
Gibsonia, Polk	10
Redington Beach, Pinellas	10
Telogia, Liberty	10
Missing, Nassau	10
Los Angeles, Dade	10
Ozona, Pinellas	10
Hillsboro Beach, Broward	10

# COVID-19: characteristics of 1,894,722 Florida resident cases

Data through Mar 3, 2021 verified as of Mar 4, 2021 at 09:25 AM

Data in this report are provisional and subject to change.

The table below includes the cities and counties of residence for cases in Florida residents based on the patient's ZIP Code. Note that city is not always received as part of the initial notification and may be missing while the case is being investigated.

City and county	Cases
Passport, Unknown	10
Seacrest, Walton	10
Orlando, Duval	10
Dade City, Hernando	10
Leisure City, Dade	10
Grant Valkaria, Brevard	9
Briny Breezes, Palm Beach	9
Nobleton, Hernando	9
Perrine, Dade	9
Saint Augustine, Duval	9
West Delray Beach, Palm Beach	9
Elfers, Pasco	9
Fanning Springs, Gilchrist	9
Day, Lafayette	9
Lloyd, Jefferson	9
Lamont, Madison	9
Forest City, Seminole	9
Haines Creek, Lake	9
Cypress, Jackson	9
Boca Raton, Broward	9
Rubonia, Manatee	9
Babcock Ranch, Charlotte	9
Palma Sola, Manatee	9
Sea Ranch Lakes, Broward	9
Missing, Taylor	9
Innovation, Pasco	9
Cottdale, Washington	9
Beverly Beach, Flagler	9
White City, Gulf	8
Worthington Springs, Union	8
Pine Ridge, Citrus	8
Seybold, Dade	8
Palm City, St. Lucie	8
Putnam Hall, Putnam	8
Fairfield, Marion	8
Cross Creek, Alachua	8
Fort Walton Beach, Unknown	8
Ferndale, Lake	8
Barberville, Volusia	8
Jerome, Collier	8
Ponce De Leon, Walton	8
Missing, Clay	8
Goldenrod, Seminole	8
Umatilla, Marion	8
Evinston, Alachua	8
Virginia Gardens, Dade	8
Salem, Taylor	8
Orange Springs, Marion	7
Fernandina, Nassau	7
Port Saint John, Brevard	7
Orange Park, Duval	7
Basinger, Okeechobee	7
Missing, Flagler	7
University Of Central Fl, Hillsborough	7
Orlando, Pasco	7
Longboat Key, Sarasota	7
Keystone Heights, Bradford	7
Fort Lauderdale, Unknown	7
Miami Gardens, Broward	7

# COVID-19: characteristics of 1,894,722 Florida resident cases

Data through Mar 3, 2021 verified as of Mar 4, 2021 at 09:25 AM

Data in this report are provisional and subject to change.

The table below includes the cities and counties of residence for cases in Florida residents based on the patient's ZIP Code. Note that city is not always received as part of the initial notification and may be missing while the case is being investigated.

City and county	Cases
Indian Shores, Pinellas	7
River Ranch, Polk	7
Niceville, Walton	7
Orlando, Alachua	7
Saint Augustine Beach, St. Johns	7
Switzerland, St. Johns	7
Maitland, Volusia	7
Aripeka, Pasco	7
Holt, Santa Rosa	7
Orlando, Flagler	6
Orlando, Marion	6
Sunny Hills, Washington	6
Valkaria, Brevard	6
Okeechobee, Glades	6
Quail Heights, Dade	6
Punta Gorda, Lee	6
Missing, Walton	6
Labelle, Lee	6
Winter Park, Polk	6
Winderemere, Orange	6
Maitland, Hillsborough	6
Grove City, Charlotte	6
Coco River, Collier	6
Eglin, Okaloosa	6
Glenwood, Volusia	6
Orchid, Indian River	6
Miccosukee, Leon	6
Pensacola, Unknown	6
Ybor City, Hillsborough	6
Morrison, Marion	6
Duck Key, Monroe	6
Newberry, Gilchrist	6
Mayport Naval Station, Duval	6
Lake Butler, Bradford	6
East Rockland Key, Monroe	6
Bradenton, Sarasota	6
Maitland, Osceola	6
Inglis, Citrus	6
Hollywood, Unknown	5
N/A, Unknown	5
Ocoee, Lake	5
Okeechobee, Martin	5
Orlando, Manatee	5
Wakulla Springs, Wakulla	5
Fort Lauderdale, Lee	5
Anastasia Island, St. Johns	5
Missing, Alachua	5
Miami Beach, Unknown	5
Point Washington, Walton	5
University Of Central Fl, Martin	5
Williston, Marion	5
Psl, Unknown	5
San Carlos Park, Lee	5
Pompano Beach, Unknown	5
Bayou George, Bay	5
Boynton Beach, Broward	5
Miramar, Dade	5
Miami Gardens, Unknown	5
Kissimmee, Unknown	5

# COVID-19: characteristics of 1,894,722 Florida resident cases

Data through Mar 3, 2021 verified as of Mar 4, 2021 at 09:25 AM

Data in this report are provisional and subject to change.

The table below includes the cities and counties of residence for cases in Florida residents based on the patient's ZIP Code. Note that city is not always received as part of the initial notification and may be missing while the case is being investigated.

City and county	Cases
Jacksonville Naval Air Station, Duval	5
Fort Lauderdale, Palm Beach	5
Clarcona, Orange	5
Ebro, Bay	5
Bruce, Holmes	5
Hialeah, Broward	5
Westchester, Dade	5
Port Salerno, Martin	5
Ocean Breeze, Martin	5
Missing, Sarasota	5
Missing, Columbia	5
Missing, Highlands	5
Scottsmoor, Brevard	5
Pass, Unknown	5
Miami, Palm Beach	5
Stuart, St. Lucie	5
Shady Grove, Taylor	5
Missing, Leon	5
Milton, Escambia	5
Inlet Beach, Bay	5
Mayport, Duval	5
Deland, Lake	5
Marina Del Rey, Dade	4
Greenville, Jefferson	4
Oklawaha, Marion	4
West Bradenton, Manatee	4
Port Charlotte, Unknown	4
Live Oak, Madison	4
Loxahatchee Groves, Palm Beach	4
Pensacola, Santa Rosa	4
Glen Ridge, Palm Beach	4
Coconut Creek, Palm Beach	4
Margate, Unknown	4
Melrose, Bradford	4
Mid Florida, Seminole	4
Highland Park, Polk	4
Los Angeles, Broward	4
Lamont, Taylor	4
Lazy Lake, Broward	4
Missing, Osceola	4
Branford, Gilchrist	4
Cape Haze, Charlotte	4
Clewiston, Palm Beach	4
Conch Key, Monroe	4
Okeechobee, Osceola	4
Pompano Beach, Dade	4
Sandestin, Walton	4
Seacrest, Bay	4
Naples, Unknown	4
Hinsdale, Manatee	4
Bella Collina, Lake	4
Alys Beach, Walton	4
El Jobean, Charlotte	4
Weirsdale, Lake	4
Pompano Beach, Palm Beach	4
Oneco, Manatee	4
Indian Rock Beach, Pinellas	4
International Service Center, Dade	4
Island Grove, Alachua	4

# COVID-19: characteristics of 1,894,722 Florida resident cases

Data through Mar 3, 2021 verified as of Mar 4, 2021 at 09:25 AM

Data in this report are provisional and subject to change.

The table below includes the cities and counties of residence for cases in Florida residents based on the patient's ZIP Code. Note that city is not always received as part of the initial notification and may be missing while the case is being investigated.

City and county	Cases
Bowling Green, Polk	4
Cypress Gardens, Polk	4
Crestview, Walton	3
Cross Key, Monroe	3
Cape San Blas, Gulf	3
Apopka, Lake	3
Mayport Naval Housing, Duval	3
Green Cove Springs, Duval	3
Fernandina Beach, Duval	3
Fpo, Duval	3
Monticello, Madison	3
Samoset, Manatee	3
San Fernando, Unknown	3
Vernon, Bay	3
Alford, Washington	3
Altamonte Springs, Orange	3
High Springs, Columbia	3
Jonesville, Alachua	3
Julington Creek, St. Johns	3
Jupiter Island, Martin	3
Mims, Volusia	3
Miramar, Unknown	3
Longwood, Unknown	3
Marco Island, Lee	3
Pembroke Pines, Unknown	3
Ocean Reef Club, Monroe	3
Vero Beach, St. Lucie	3
Sorrento, Orange	3
Stuart, Palm Beach	3
Chicago, Lee	3
Coraopolis, Citrus	3
Champions Gate, Osceola	3
Bristol, Calhoun	3
North Fort Myers, Charlotte	3
Jacksonville, Alachua	3
Land O Lakes, Hillsborough	3
Lady Lake, Marion	3
Fisher Island, Unknown	3
Jacksonville , Duval	3
Bay Harbor Islands, Unknown	3
Ft Pierce, St. Lucie	3
Westville, Walton	3
Wacissa, Jefferson	3
Sugarloaf, Monroe	3
Milligan, Okaloosa	3
Lake Worth, Broward	3
Jacksonville, Dade	3
Pass, Dade	3
Vero Beach, Brevard	3
Brewton, Escambia	3
Apopka, Broward	3
Maitland, Polk	3
Lake Harbor, Palm Beach	3
Lanark Village, Franklin	3
Orem, Palm Beach	3
Pp, Dade	3
Pp, Unknown	3
Woodside, Broward	3
Lynbrook, Broward	3

# COVID-19: characteristics of 1,894,722 Florida resident cases

Data through Mar 3, 2021 verified as of Mar 4, 2021 at 09:25 AM

Data in this report are provisional and subject to change.

The table below includes the cities and counties of residence for cases in Florida residents based on the patient's ZIP Code. Note that city is not always received as part of the initial notification and may be missing while the case is being investigated.

City and county	Cases
Miami, Orange	3
Lake Geneva, Clay	3
Lake City, Duval	3
Lakeland, Hillsborough	3
Immokalee, Lee	3
Hallandale Beach, Unknown	3
Fort Myers, Unknown	3
Blountstown, Liberty	3
Port Saint Lucie, Martin	3
Saint Petersburg, Hillsborough	3
Palm Coast, Volusia	3
Village Of Golf, Palm Beach	3
Wildwood, Marion	3
Saint Augusaintine Beach, St. Johns	3
Missing, Hernando	3
Tampa Palms, Hillsborough	3
Tampa, Pinellas	3
Pineland, Lee	3
Winter Garden, Seminole	3
Tarpon Springs, Pasco	3
Jacksonville, Clay	3
Ludlam, Dade	3
Laurel, Sarasota	3
Clermont, Orange	3
Clermont, Polk	2
Bronx, Seminole	2
Doctors Inlet, Clay	2
Bonifay, Jackson	2
Bonnie, Sarasota	2
Lecanto, Marion	2
Lake Helen, Orange	2
Maitland, Leon	2
Fort Myers, Collier	2
Fort Pierce, Martin	2
West Palm Beach, Dade	2
Weston, Dade	2
Winter Park, Leon	2
Redland, Dade	2
Miami Shores, Broward	2
Olustee, Baker	2
Orlando, Santa Rosa	2
Orlando, Charlotte	2
Palm Springs North, Dade	2
Seven Springs, Pasco	2
Upper Key Largo, Monroe	2
University Of Central Florida, Brevard	2
West Palm Beach, Broward	2
West Villages, Sarasota	2
Zellwood, Lake	2
Phoenix, Lake	2
Mount Pleasant, Gadsden	2
None, Dade	2
Navarre, Okaloosa	2
Blountstown, Jackson	2
Alligator Point, Franklin	2
Bradington, Manatee	2
Coconut Creek, Unknown	2
Crawfordville, Leon	2
Eatonville, Lake	2

# COVID-19: characteristics of 1,894,722 Florida resident cases

Data through Mar 3, 2021 verified as of Mar 4, 2021 at 09:25 AM

Data in this report are provisional and subject to change.

The table below includes the cities and counties of residence for cases in Florida residents based on the patient's ZIP Code. Note that city is not always received as part of the initial notification and may be missing while the case is being investigated.

City and county	Cases
Hallandale Beach, Dade	2
Lawtey, Union	2
Lutz, Pinellas	2
Los Angeles, Okaloosa	2
Wekiwa Springs, Seminole	2
Wimauma, Manatee	2
University Of Central Florida, Palm Beach	2
University Of Central Florida, Pinellas	2
Provo, Broward	2
Portland, Unknown	2
Sumatra, Liberty	2
Maitland, Lake	2
Hialeah Lakes, Dade	2
Hialeah, Orange	2
Moore Haven, Hendry	2
Naples, Broward	2
Cassadaga, Volusia	2
Fort Walton Beach, Walton	2
Duke Field Air Force Station, Okaloosa	2
Dunnellon, Levy	2
University Of Central Florida, Broward	2
Orlando, Okaloosa	2
Ridge Manor Estates, Sumter	2
Saint Teresa, Wakulla	2
Miamt, Dade	2
Ocala, Unknown	2
Inverness, Polk	2
Madison, Unknown	2
Maitland, Pasco	2
Florida Power & Light Co, Dade	2
Amelia City, Nassau	2
Apopka, Unknown	2
Alligator Point, Wakulla	2
Chipley, Jackson	2
Red Bay, Holmes	2
Saint Marys, Nassau	2
Pembroke Lakes, Broward	2
Port Saint Lucie, Palm Beach	2
Tampa, Unknown	2
Sutton, Pasco	2
Windermere, Lake	2
Fort Lauderdale, Alachua	2
Deerfield Beach, Unknown	2
Doral, Unknown	2
Brooklyn, Broward	2
Cross City, Taylor	2
Carl Fisher, Dade	2
Jupiter, Dade	2
Homeless, Hillsborough	2
Lakeland, Unknown	2
Micanopy, Marion	2
Jacksonville Naval Hospital, Duval	2
Hosford, Calhoun	2
Melrose, Clay	2
Mesa, Unknown	2
Marina Del Rey, Broward	2
Longview, Dade	2
Jacksonville, Nassau	2
Aventura, Broward	2

# COVID-19: characteristics of 1,894,722 Florida resident cases

Data through Mar 3, 2021 verified as of Mar 4, 2021 at 09:25 AM

Data in this report are provisional and subject to change.

The table below includes the cities and counties of residence for cases in Florida residents based on the patient's ZIP Code. Note that city is not always received as part of the initial notification and may be missing while the case is being investigated.

City and county	Cases
000000, Unknown	2
Dfafs, Okaloosa	2
Summerfield, Unknown	2
Tampa, Hernando	2
Sharpes, Brevard	2
Sebring, Desoto	2
Saint Lucie Village, St. Lucie	2
Ormond Beach, Flagler	2
Noma, Holmes	2
Orlando, Lee	2
Panama City, Unknown	2
Pembroke Pines, Dade	2
Vero Beach, Unknown	2
Wauchula, Desoto	2
Yeehaw, Okeechobee	2
Venice, Dade	2
University Of Central Fl, Seminole	2
West Palm Beach, Unknown	2
Windermere, Hillsborough	2
Winter Park, Volusia	2
Winter Springs, Orange	2
Okeechobee, Highlands	2
New Port Richey, Hillsborough	2
Orlando, Escambia	2
Port Charlotte, Lee	2
Union, Manatee	2
Sand Lake, Orange	2
Port St. Lucie, St. Lucie	2
Long Beach, Orange	2
Marathon Shores, Monroe	2
Miami, Martin	2
Labelle, Collier	2
Jena, Taylor	2
Lauderhill, Unknown	2
At Large, Broward	2
Bonnie, Dade	2
Fort Pierce, Brevard	2
Graceville, Unknown	2
Eatonville, Polk	2
Delray Beach, Broward	2
Tampa, Broward	2
Tarpon Springs, Hillsborough	2
Seguin, Unknown	2
Sarasota, Unknown	2
Sunrise, Unknown	2
Port Canaveral, Brevard	2
Plantation Key, Monroe	2
Orlando, Collier	2
Orlando, St. Lucie	2
Oakland Park, Unknown	2
Marysville, Dade	2
Callahan, Duval	2
Dade City, Unknown	2
Cibolo, Orange	2
Claysville, Hernando	2
Crescent Beach, Sarasota	2
Defuniak Springs, Okaloosa	2
Defuniak Springs, Unknown	2
Dona Vista, Lake	1

# COVID-19: characteristics of 1,894,722 Florida resident cases

Data through Mar 3, 2021 verified as of Mar 4, 2021 at 09:25 AM

Data in this report are provisional and subject to change.

The table below includes the cities and counties of residence for cases in Florida residents based on the patient's ZIP Code. Note that city is not always received as part of the initial notification and may be missing while the case is being investigated.

City and county	Cases
East Setauket, Palm Beach	1
El Dorado, Palm Beach	1
Fleming Island, Duval	1
Fellsmere, Brevard	1
Crestview, Broward	1
Clearwater, Leon	1
Charlotte, Alachua	1
Dalecity, Okaloosa	1
Daytona Beach, Orange	1
Deerfield Beach, Polk	1
Crystal River, Marion	1
Crystal River, Unknown	1
Canton, Duval	1
Cantonment, Santa Rosa	1
Cape Coral, Unknown	1
Brooklyn, Polk	1
Bryceville, Duval	1
Bradenton, Lee	1
Boca Raton, Dade	1
Boca Raton, Madison	1
Bogota, Unknown	1
Bal Harbour, Broward	1
Atlanta, Walton	1
Attalla, Broward	1
Auburn, Palm Beach	1
Autaville, Broward	1
Apopka, Volusia	1
Alachua, Suwannee	1
Alafaya, Broward	1
Alafaya, Pinellas	1
Lake Clarke Shores, Palm Beach	1
Lake Forest, Collier	1
Merrick, Palm Beach	1
Metter, Manatee	1
Miami, Osceola	1
Miamiardens, Unknown	1
Miamksaohes, Dade	1
Jacksonville, Baker	1
Jacksonville, Marion	1
Irmo, Unknown	1
Key West, Palm Beach	1
Kilgore, Dade	1
Jupiter Inlet, Palm Beach	1
Jzx, Unknown	1
Land O Lakes, Unknown	1
Lawton, Okaloosa	1
Levittown, Palm Beach	1
Lima, Manatee	1
Lima, Volusia	1
Macclenny, Dixie	1
Madison, Jefferson	1
Maitland, Collier	1
Florida City, Unknown	1
Fort Lauderdale, Collier	1
Gainesville, Levy	1
Glen Cove, Unknown	1
Glen Saint Mary, Duval	1
Golden Oak, Hillsborough	1
Immokalee, Walton	1

# COVID-19: characteristics of 1,894,722 Florida resident cases

Data through Mar 3, 2021 verified as of Mar 4, 2021 at 09:25 AM

Data in this report are provisional and subject to change.

The table below includes the cities and counties of residence for cases in Florida residents based on the patient's ZIP Code. Note that city is not always received as part of the initial notification and may be missing while the case is being investigated.

City and county	Cases
Greensboro, Leon	1
Ocala, Duval	1
Orem, Dade	1
Orlando, Citrus	1
Okeechobi, Unknown	1
North Porte, Unknown	1
Notrealville, Polk	1
Monument, Broward	1
Mokena, Lee	1
Miami Dade, Unknown	1
Myrtle Beach, Broward	1
Morrisville, Palm Beach	1
North Brunswick, St. Lucie	1
North Grafton, Dade	1
North Lauderdale, Unknown	1
Orlando, Walton	1
Oviedo, Lake	1
Orlando, Gadsden	1
Orlando, Hernando	1
Orlando, St. Johns	1
Plantation, Leon	1
Pooler, Broward	1
Pensacola, Dade	1
Panomo City, Bay	1
Parrish, Sarasota	1
Rye, Palm Beach	1
San Marcos, Unknown	1
Ridgewood, Lee	1
Roayl Palm Beach, Palm Beach	1
Roseville, Broward	1
Port St. Lucie, Unknown	1
Punta Gorda, Sarasota	1
Putnam, Putnam	1
Surprise, Unknown	1
Syracuse, Unknown	1
St Cloud, Orange	1
St Helena Is, Dade	1
Saint Petersburg, Bay	1
Twentynine Palms, Broward	1
Venezuela, Unknown	1
Vernon, Walton	1
Waukesha, Volusia	1
West Miami, Unknown	1
Wimaumna, Hillsborough	1
Windermere, Alachua	1
Winfield, Hillsborough	1
Winter Garden, Unknown	1
Winter Park, Brevard	1
Winter Park, Unknown	1
Whippany, Volusia	1
Xifamk, Dade	1
Denton, Broward	1
Destin, Bay	1
Clearwater, Hillsborough	1
Coal City, Pasco	1
Crescent City, Marion	1
Crestview, Unknown	1
Commerce Township, Manatee	1
Coral Gables , Dade	1

# COVID-19: characteristics of 1,894,722 Florida resident cases

Data through Mar 3, 2021 verified as of Mar 4, 2021 at 09:25 AM

Data in this report are provisional and subject to change.

The table below includes the cities and counties of residence for cases in Florida residents based on the patient's ZIP Code. Note that city is not always received as part of the initial notification and may be missing while the case is being investigated.

City and county	Cases
Crawfordville, Alachua	1
Eureka, Flagler	1
Evansville, Citrus	1
Fort Worth, Broward	1
Franklin, Orange	1
Frostproof, Highlands	1
Gainesville, Palm Beach	1
Gainesville, Santa Rosa	1
Bonnie, St. Johns	1
Belleair Bluffs, Unknown	1
Brownsville, Escambia	1
Boys Ranch, Suwannee	1
Celebration, Orange	1
Chicago, Broward	1
Choctaw Beach, Unknown	1
Austin, Dade	1
Apo, Collier	1
Big Torch Key, Monroe	1
Black, Holmes	1
Boca Raton, Lee	1
Bonifay, Unknown	1
8852 Teacher Ln, Pasco	1
Addison, Pasco	1
Apopka, Citrus	1
Apopka, Hillsborough	1
Arabi, Orange	1
Litchfield Park, Monroe	1
Littleton, St. Johns	1
Lake Worth, Unknown	1
Lake In The Hills, Broward	1
Jupiter, Pinellas	1
Kansas City, Palm Beach	1
Indianapolis, Lee	1
Gwynn Oak, Polk	1
Milford, Bay	1
Milford, Unknown	1
New Canaan, Dade	1
Na, Dade	1
Naples, Leon	1
Mattoon, Lee	1
Melbourne, Volusia	1
Marianna, Leon	1
Marianna, Washington	1
Mary Esther, Hillsborough	1
Los Angeles, Orange	1
Maitland, Palm Beach	1
Saint Charles, Orange	1
Roswell, Bay	1
Ruskin, Dade	1
Ruskin, Manatee	1
Scottsdale, Brevard	1
Scottsdale, Palm Beach	1
Saint Petersburg, Duval	1
Saint Petersburg, Manatee	1
Tampa, Duval	1
Tavares, Unknown	1
Temple, Palm Beach	1
St Peterburg, Orange	1
Stiamk, Dade	1

# COVID-19: characteristics of 1,894,722 Florida resident cases

Data through Mar 3, 2021 verified as of Mar 4, 2021 at 09:25 AM

Data in this report are provisional and subject to change.

The table below includes the cities and counties of residence for cases in Florida residents based on the patient's ZIP Code. Note that city is not always received as part of the initial notification and may be missing while the case is being investigated.

City and county	Cases
Summerdale, Escambia	1
Surfside Beach, Orange	1
Sun City Center, Lee	1
Port Saint Lucie, Marion	1
Port St Luice, Unknown	1
Pompano Beach, Osceola	1
Plymouth, Pasco	1
Pensacola Naval Hospital, Escambia	1
Pass-A-Grille, Pinellas	1
Oviedo, Orange	1
Pace, Escambia	1
Painted Post, Pasco	1
Palatka, Marion	1
Newaygo, Charlotte	1
North Port, Charlotte	1
Okeechobee, Unknown	1
Winter Springs, Polk	1
Youngstown, Washington	1
Winnetka, Dade	1
Winter Garden, Osceola	1
Winter Haven, Osceola	1
Winter Park, Duval	1
Winter Park, Palm Beach	1
Weston, Unknown	1
Wildwood, Lee	1
West Hollywood, Broward	1
Wakefield, Broward	1
Waverly, Duval	1
Wabasha, Clay	1
Unknown, Duval	1
Upland, Manatee	1
Windermere, Volusia	1
Wtixrat, Dade	1
Westlake Village, Unknown	1
White Plains, Broward	1
Whites Creek, Leon	1
Watersound, Bay	1
University Of Central Florida, Lee	1
Unk, Duval	1
Ventura, Orange	1
Pembroke Pines, Orange	1
Pensacola, Sumter	1
Palmetto, Dixie	1
Perth Amboy, Hillsborough	1
Puerto Rico, Unknown	1
Punta Gorda, Unknown	1
Randolph, Orange	1
Rivera Beach, Palm Beach	1
Port Orange, Brevard	1
Powell, Lee	1
Orlando, Jackson	1
Paducah, Manatee	1
Palm Coast, Unknown	1
Oldsra, Manatee	1
Newberry, Levy	1
Saint Petersburg, Charlotte	1
Saint Augustine, Flagler	1
Seffener, Hillsborough	1
Seminole, Lee	1

# COVID-19: characteristics of 1,894,722 Florida resident cases

Data through Mar 3, 2021 verified as of Mar 4, 2021 at 09:25 AM

Data in this report are provisional and subject to change.

The table below includes the cities and counties of residence for cases in Florida residents based on the patient's ZIP Code. Note that city is not always received as part of the initial notification and may be missing while the case is being investigated.

City and county	Cases
Sunrtise, Dade	1
Tallahassee, Madison	1
Trenton, Dixie	1
Unknown, Unknown	1
Toms River, Lee	1
Tourist, Dade	1
Stratford, Broward	1
Crossings, Unknown	1
Davenport, Lake	1
Davie, Unknown	1
Dayton, Orange	1
Edgewood, Broward	1
Elkton, Putnam	1
Chesterfield, Broward	1
Carteret, Polk	1
Cincinnati, Dade	1
Connellsville, Highlands	1
Armstrong, St. Johns	1
Atl, Brevard	1
Alva, Escambia	1
Andalusia, Escambia	1
Arcadia, Highlands	1
Baker, Santa Rosa	1
Belleville, Palm Beach	1
Belmont, Santa Rosa	1
Blountstown, Broward	1
Bronson, Alachua	1
Brooker, Alachua	1
Bradenton, Clay	1
Brandon, Pinellas	1
Bonita, Lee	1
Bocaraten, Palm Beach	1
Longwood, Broward	1
Lucedale, St. Lucie	1
Mayaguez, Dade	1
Maccleddy, Duval	1
Mantua, Broward	1
Middletown, Osceola	1
North Laud, Unknown	1
Ocala, Citrus	1
Ocoee, Unknown	1
Odessa, Dade	1
New Vernon, Palm Beach	1
Monroe, Hillsborough	1
Missing, Gilchrist	1
Hudson, Pinellas	1
Hoosick Falls, Broward	1
Indian Rock Beach, Palm Beach	1
Interlachen, Duval	1
Kure Beach, Monroe	1
Lakeland, Palm Beach	1
Floral, Okaloosa	1
Forestville, Volusia	1
Gibson, Unknown	1
Gainesville, Okaloosa	1
Gainesville, Unknown	1
Greenbrier, Bay	1
Groveland, Orange	1
Hialeahgardens, Dade	1

# COVID-19: characteristics of 1,894,722 Florida resident cases

Data through Mar 3, 2021 verified as of Mar 4, 2021 at 09:25 AM

Data in this report are provisional and subject to change.

The table below includes the cities and counties of residence for cases in Florida residents based on the patient's ZIP Code. Note that city is not always received as part of the initial notification and may be missing while the case is being investigated.

City and county	Cases
Hiram, Leon	1
Mckinney, Broward	1
Miamc, Dade	1
Matawan, Palm Beach	1
Missing, Okeechobee	1
Monroe Township, Palm Beach	1
Moore Haven, Okeechobee	1
Morrisville, Unknown	1
Longwood, Volusia	1
Ldhl, Broward	1
Lincoln, St. Lucie	1
Little Neck, Lee	1
Lake Butler, Alachua	1
Knoxville, Bay	1
Las Vegas, Palm Beach	1
Homeless, Monroe	1
Homeless, Pinellas	1
Howell, Dade	1
Hudson, Hernando	1
Hoclywsod, Dade	1
Holiday, Pinellas	1
Indian Rocks Beach, Duval	1
Indiantown, Palm Beach	1
Inglewood, Sarasota	1
Inverness, Marion	1
Inwood, Broward	1
Irvine, Marion	1
Istachatta, Hernando	1
Jupiter, St. Lucie	1
Kenilworth, Leon	1
Jacksonville, Orange	1
Jefferson, Dade	1
Jonesboro, Leon	1
Kingsland, Nassau	1
Key West, Duval	1
Keys West, Unknown	1
Carmel, Orange	1
Cedar Springs, Hernando	1
Chicago, Unknown	1
Coconut Ck, Unknown	1
Dallas, Hernando	1
Dayton, Lake	1
Daytona Beach, Pinellas	1
Dearborn, Broward	1
Deer Park, Dade	1
Brooklyn, Dade	1
Brooklyn, Lee	1
Caracas, Dade	1
Bonnie, Broward	1
Boston, Broward	1
Bel Air, Collier	1
O, Manatee	1
Alachua, Duval	1
Alpharetta, Broward	1
Apopka, Clay	1
Asheville, Highlands	1
Astoria, Broward	1
Atmore, Escambia	1
Bartow, Hardee	1

# COVID-19: characteristics of 1,894,722 Florida resident cases

Data through Mar 3, 2021 verified as of Mar 4, 2021 at 09:25 AM

Data in this report are provisional and subject to change.

The table below includes the cities and counties of residence for cases in Florida residents based on the patient's ZIP Code. Note that city is not always received as part of the initial notification and may be missing while the case is being investigated.

City and county	Cases
Downingtown, Broward	1
Downingtown, Hillsborough	1
Dpo, Santa Rosa	1
Dunedin, Unknown	1
Deerfield, Dade	1
Deland, Seminole	1
Deltona, Seminole	1
Fort Lauderdale, Leon	1
Fort Myers, Sarasota	1
Fort Pierce, Palm Beach	1
Fort White, Clay	1
East Palatka, Hillsborough	1
Eastpoint, Leon	1
Garden City, Alachua	1
Gaylord, Orange	1
Gotcha, Orange	1
Greensburg, Palm Beach	1
Erie, Monroe	1
Hallandale, Unknown	1
Haines City, Osceola	1
Hernando, Marion	1
Hialeah, Collier	1
Helen, Bay	1
Winter Garden, Duval	1
Woodbine, Nassau	1
West Apim Beach, Palm Beach	1
West Yarmouth, St. Lucie	1
Venetian Islands, Dade	1
Yulee, St. Johns	1
Zephyrhills, Hillsborough	1
Syracuse, Polk	1
Tallahassee, Dade	1
Tamarac, Dade	1
Sunbright, Palm Beach	1
Tavares, Orange	1
Tequesta, Martin	1
Topsham, Manatee	1
Town Of Nocatee, St. Johns	1
Troy, Manatee	1
Unkn, Duval	1
Waipahu, Santa Rosa	1
Ward, Polk	1
Wellborn, Columbia	1
Prattville, Hillsborough	1
Prestonsburg, Bay	1
Quincy, Jackson	1
Rapid City, Broward	1
Russellville, Bay	1
Sagamore Beach, Charlotte	1
Saint Cloud, Palm Beach	1
Petersburg, Manatee	1
Piasa, Putnam	1
Saint Joseph, Volusia	1
San Antonio, Orange	1
Sanford, Unknown	1
Seminole, Leon	1
Suitland, Volusia	1
Shalimar, Unknown	1
Shirley, Flagler	1

# COVID-19: characteristics of 1,894,722 Florida resident cases

Data through Mar 3, 2021 verified as of Mar 4, 2021 at 09:25 AM

Data in this report are provisional and subject to change.

The table below includes the cities and counties of residence for cases in Florida residents based on the patient's ZIP Code. Note that city is not always received as part of the initial notification and may be missing while the case is being investigated.

City and county	Cases
Oldsmar, Hillsborough	1
Olean, Alachua	1
North Palm Beach, Orange	1
Northport, Sarasota	1
Oakland, Lee	1
Milford, Lee	1
Myakka City, Sarasota	1
New Middletown, Hillsborough	1
New Port Richey, Pinellas	1
New Port Richey, Unknown	1
Newberry, Marion	1
Orlo Vista, Orange	1
Other, Dade	1
Palm Beach Gardens, Unknown	1
Palmetto Bay, Palm Beach	1
Palmetto, Pasco	1
Parma, Manatee	1
Pass-A-Grille Beach, Pinellas	1
Chipley, Holmes	1
Daniel Island, Bay	1
Colorado Springs, Unknown	1
Conifer, Lee	1
El Paso, Unknown	1
Fl State Lot, Leon	1
Everett, Dade	1
Destin, Unknown	1
Diamond, Highlands	1
Dunellen, Dade	1
Eatonville, Seminole	1
Altamonte, Orange	1
Alva, Collier	1
333, Unknown	1
Allentown, Putnam	1
Apple Creek, Citrus	1
Amelia Village, Nassau	1
Barefoot Beach, Lee	1
Battle Creek, Manatee	1
Avon, Manatee	1
Aventura, Osceola	1
Bryn Mawr, Palm Beach	1
Burkeville, Brevard	1
Camden Wyoming, Duval	1
Chattanooga, Dade	1
Bear Grass, Palm Beach	1
Azalea Park, Osceola	1
Boca Raton,, Palm Beach	1
Boston, Dade	1
Fort Denaud, Glades	1
Fort Meyers, Lee	1
Fortlauderdale, Unknown	1
Fortwalton Beach, Okaloosa	1
Ft Pierce, Unknown	1
Garland, Orange	1
Hallandale Ben, Unknown	1
Havana, Leon	1
Homeless, Dade	1
Homer, Escambia	1
Hickory, Lee	1
Hilliard, Unknown	1

# COVID-19: characteristics of 1,894,722 Florida resident cases

Data through Mar 3, 2021 verified as of Mar 4, 2021 at 09:25 AM

Data in this report are provisional and subject to change.

The table below includes the cities and counties of residence for cases in Florida residents based on the patient's ZIP Code. Note that city is not always received as part of the initial notification and may be missing while the case is being investigated.

City and county	Cases
Longwood, Orange	1
Lehigh Cares, Lee	1
Live Oak, Columbia	1
Loganville, Orange	1
Jeffersonville, Broward	1
Knoxville, Escambia	1
Lake Mary, Lake	1
Lapeer, Manatee	1
Lauderdale Hill, Unknown	1
Ocean City, Broward	1
North Miami, Broward	1
Old Town, Gilchrist	1
Oviedo, Leon	1
Opa Locka, Polk	1
Orem, Sarasota	1
Orem, Unknown	1
Miami, Charlotte	1
Miamii, Dade	1
Miami Garden, Unknown	1
Middleburg, Duval	1
Midland, Osceola	1
Missing, Wakulla	1
Mumford, Manatee	1
N/A, Duval	1
Naples, Alachua	1
San Antonio, Dade	1
San Diego, Unknown	1
Sanford, Palm Beach	1
Russellville, Hillsborough	1
Saint Augustine, Okaloosa	1
Ridgewood, Broward	1
Riverview, Manatee	1
Riverview, Osceola	1
Roseland, Palm Beach	1
Republic, Monroe	1
Richmond, Palm Beach	1
Palm City, Unknown	1
Plant City, Unknown	1
Pompano Beach, Alachua	1
Porter Ranch, Dade	1
Raiford, Bradford	1
Ponte Vedra Beach, Orange	1
Port Orange , Volusia	1
Port Saint Lucie, Indian River	1
University Of Central Florida, Hillsborough	1
University Of Central Fl, Pasco	1
Village Of Palm Springs, Palm Beach	1
Virginia Beach, Alachua	1
Webster, Pasco	1
Westerville, Hillsborough	1
Wilbur By The Sea, Volusia	1
Willowbrook, Lee	1
Union City, Bradford	1
Sebastian, Lake	1
Steinhatchee, Alachua	1
Tampa, Escambia	1
Tampa, Manatee	1
Tangerine, Lake	1
Winston Salem, Unknown	1

# COVID-19: characteristics of 1,894,722 Florida resident cases

Data through Mar 3, 2021 verified as of Mar 4, 2021 at 09:25 AM

Data in this report are provisional and subject to change.

The table below includes the cities and counties of residence for cases in Florida residents based on the patient's ZIP Code. Note that city is not always received as part of the initial notification and may be missing while the case is being investigated.

City and county	Cases
Winter Garden, Hillsborough	1
Wilton Manors, Dade	1
Woodland Hills, Brevard	1
Youngstown, Calhoun	1
Yulee, Duval	1
Downers Grove, St. Lucie	1
Export, Palm Beach	1
Fdsf, Unknown	1
Felda, Palm Beach	1
Flagler Beach, Volusia	1
Flora, Lee	1
Fort Myers, Lake	1
Fresno, Pasco	1
Fruitland Park, Sumter	1
Fwb, Unknown	1
Gainesville, Marion	1
Gastonia, Polk	1
Clearwater, Highlands	1
Clermont, Unknown	1
Columbia, Orange	1
Coral Gables, Unknown	1
Coral Springs, Unknown	1
Cornelius, Leon	1
Crestview, Dade	1
Dade City, Polk	1
Dania, Unknown	1
Darien, Pasco	1
Arcadia, Charlotte	1
Aspen, Palm Beach	1
Atlanta, Broward	1
Aurburndale, Polk	1
Aventura, Unknown	1
Azalea Park, Sarasota	1
Bartow, Unknown	1
Biscayne Park, Broward	1
Boca Rotan, Unknown	1
Alpharetta, Alachua	1
Apalachicola, Leon	1
Brooksville, Columbia	1
Bryn Mawr, Collier	1
Canfield, Duval	1
Naugatuck, Lee	1
Myakka, Duval	1
Newport Beach, Palm Beach	1
North Little Rock, Palm Beach	1
New Vernon, Sarasota	1
New York, Broward	1
Northville, Broward	1
Ocala, Indian River	1
Ocoee, Broward	1
Missing, Baker	1
Middleburg, Unknown	1
Milford, Palm Beach	1
Milford, Polk	1
Minneapolis, Broward	1
Melbourne, Orange	1
Metter, Volusia	1
Miami Beach, Palm Beach	1
Miami Granders, Dade	1

# COVID-19: characteristics of 1,894,722 Florida resident cases

Data through Mar 3, 2021 verified as of Mar 4, 2021 at 09:25 AM

Data in this report are provisional and subject to change.

The table below includes the cities and counties of residence for cases in Florida residents based on the patient's ZIP Code. Note that city is not always received as part of the initial notification and may be missing while the case is being investigated.

City and county	Cases
Hilliard, Dade	1
Hollywood, Leon	1
Holt, Unknown	1
Homestead, Monroe	1
Humble, Broward	1
Green, Clay	1
Greensburg, Orange	1
Greenville, Monroe	1
Gulf Shores, Escambia	1
Killarney, Orange	1
Knoxville, Duval	1
Havanna, Gadsden	1
Jan Phyl Village, Polk	1
Johns Island, Wakulla	1
Los Angeles, Polk	1
Maitland, Unknown	1
Mary Esther Rd, Okaloosa	1
Lakeland, Pasco	1
Lakewood, Unknown	1
Lake City, Volusia	1
Sumter Ville, Unknown	1
Tallahassee, Escambia	1
Springhill, Unknown	1
Stockbridge, Leon	1
Sullivans Island, Dade	1
Tinley Park, Lee	1
University Of Central Fl, Dade	1
Telluride, Lee	1
Tampa, Dade	1
Tampa, Lee	1
Sevierville, Dade	1
South Otselic, Dade	1
Southampton, Palm Beach	1
Saint Petersburg, Dade	1
San Juan, Osceola	1
San Pedro Sula, Dade	1
Sandy, Duval	1
Richmond Heights, Dade	1
Riverview, Pinellas	1
Rochester, Lee	1
Rosemary Beach, Bay	1
Saint Cloud, Orange	1
Pound Ridge, Leon	1
Ponce, Orange	1
Port Charlotte Fl, Unknown	1
Plant City, Pinellas	1
Plantation, Unknown	1
Plant City, Hendry	1
Orlando, Highlands	1
Opa Locka, Unknown	1
Orem, Nassau	1
Olando, Orange	1
Ocoee, Polk	1
Wayne, Dade	1
Windermere, Polk	1
Winter Park, Lake	1
West Simsbury, Collier	1
Louisville, Manatee	1
Los Angeles Ca, Unknown	1

# COVID-19: characteristics of 1,894,722 Florida resident cases

Data through Mar 3, 2021 verified as of Mar 4, 2021 at 09:25 AM

Data in this report are provisional and subject to change.

The table below includes the cities and counties of residence for cases in Florida residents based on the patient's ZIP Code. Note that city is not always received as part of the initial notification and may be missing while the case is being investigated.

City and county	Cases
Los Angeles, Hardee	1
Littleton, Dade	1
Margate, Dade	1
Marshall, Dade	1
Mary Esther, Unknown	1
Medford, Palm Beach	1
Middlesburg, Duval	1
Missing, Jackson	1
Macdill Air Force Base, Hillsborough	1
Miami Beach, Broward	1
Miami Lakes, Unknown	1
Miami, Hillsborough	1
Miami, Manatee	1
Leesburg, Marion	1
Lehigh Acres, Dade	1
Lewisburg, Pasco	1
Largo, Unknown	1
Lake City, Hamilton	1
La Grange, Dade	1
Harrison, Pinellas	1
Holly Ridge, Orange	1
Homeless, Polk	1
Homosassa, Hernando	1
Jerusalem, St. Johns	1
East Hampton, Palm Beach	1
Cypress, Leon	1
Davenport, Orange	1
Daytona Beach, Unknown	1
Deland, St. Lucie	1
Deltona, Orange	1
Fort Myers-, Lee	1
Fort Pierce, Unknown	1
Foley, Escambia	1
Gainesville, Duval	1
Granada Hills, Broward	1
Guilford, Dade	1
Hailandale, Unknown	1
Conway, Leon	1
Coventry, Broward	1
Clermont, Volusia	1
Clewiston, Glades	1
Bridgeport, Dade	1
Bronx, Palm Beach	1
Cartersville, Unknown	1
Altoona, Marion	1
Anaheim, Unknown	1
Argyle, Walton	1
Athens, Duval	1
Bogota, Orange	1
Bradenton, Dade	1
Bradenton, Osceola	1
New Orleans, Palm Beach	1
Newark, Broward	1
Newburgh, Bay	1
Navarre, Dade	1
Old Town, Alachua	1
Ona, Manatee	1
Oooooo, Unknown	1
Orange Park , Duval	1

# COVID-19: characteristics of 1,894,722 Florida resident cases

Data through Mar 3, 2021 verified as of Mar 4, 2021 at 09:25 AM

Data in this report are provisional and subject to change.

The table below includes the cities and counties of residence for cases in Florida residents based on the patient's ZIP Code. Note that city is not always received as part of the initial notification and may be missing while the case is being investigated.

City and county	Cases
North Pole, Seminole	1
North Port, Lee	1
Orlando, Columbia	1
Orlando, Indian River	1
Orlando, Sarasota	1
Ocoee, Osceola	1
Okeechobee, Broward	1
Orem, Broward	1
Plantation, Orange	1
Pompano Beach, Martin	1
Parker, Dade	1
Parker, Leon	1
Peoria, Unknown	1
Palm Coast, Alachua	1
Palm Coast, Polk	1
Ormond Beach, Unknown	1
Oviedo, Brevard	1
Pacifica, Dade	1
Saint Petersburg, St. Lucie	1
Sandford, Seminole	1
Rye, Duval	1
Rex, Duval	1
Port Everglades, Broward	1
Zolfo Springs, Polk	1
Winter Park, Broward	1
Winter Park, Indian River	1
Winter Park, Lee	1
Westbrook, Dade	1
Wichita, Volusia	1
Washington, Unknown	1
Venice, Unknown	1
Vernon, Unknown	1
Winder Garden, Orange	1
Windermere, Leon	1
Windermere, Osceola	1
Windermere, Seminole	1
Winter Garden, Broward	1
Wells, Polk	1
Winter Garden, Pinellas	1
Tulsa, Orange	1
Tiffin, Highlands	1
Sun City Center, Hardee	1
Sunny Isles Beach, Broward	1
Tallahassee, Duval	1
Tallahassee, Unknown	1
Tampa, Palm Beach	1
Tavares, Marion	1
Saint Cloud, Unknown	1
Saint Johns, Unknown	1
Sarasota, Flagler	1
Saxis, Lee	1
Sebring, Lee	1
Shelton, Manatee	1
Spring Hill , Hernando	1
Spring Hill, Dade	1
Starke, Clay	1
Stone Mountain, Palm Beach	1
Panama City, Walton	1
Palm Coast, Duval	1

# COVID-19: characteristics of 1,894,722 Florida resident cases

Data through Mar 3, 2021 verified as of Mar 4, 2021 at 09:25 AM

Data in this report are provisional and subject to change.

The table below includes the cities and counties of residence for cases in Florida residents based on the patient's ZIP Code. Note that city is not always received as part of the initial notification and may be missing while the case is being investigated.

City and county	Cases
Orlando, Union	1
Oviedo, Seminole	1
Oxford, Palm Beach	1
Opalocka, Dade	1
North Canton, Palm Beach	1
Miami, Collier	1
Miami, St. Lucie	1
New Richmond, Volusia	1
Oakland, Leon	1
Ocala, Alachua	1
Okeechobee, St. Lucie	1
Rio Dell, Volusia	1
Rochelle, Volusia	1
Saint Cloud, Lee	1
Saint Johns, Orange	1
San Antonio, Sarasota	1
San Antonio, Unknown	1
Sanford, Volusia	1
Perry, Leon	1
Perth Amboy, Monroe	1
Port Orange, Unknown	1
Port Saint Lucie, Orange	1
Princeton, Alachua	1
Provincetown, Collier	1
Tangerine, Seminole	1
Shannon, Collier	1
Soldotna, Broward	1
Spring Park, Alachua	1
Steinhatchee, Madison	1
South Burlington, Orange	1
Winter Park, Osceola	1
Wood River, Polk	1
Worcester, Palm Beach	1
Wheaton, Lee	1
Wilmington, Broward	1
Winter Park, Alachua	1
Wesley Chapel, Alachua	1
Umatilla, Alachua	1
University Of Central Florida, Monroe	1
Virginia Beach, Hernando	1
Waco, Broward	1
Washington, Broward	1
Tewksbury, Orange	1
Toms River, Dade	1
Grassy Key, Monroe	1
Gainesville, Baker	1
Gilmer, Dade	1
Haverford, Hillsborough	1
Herrin, Orange	1
Jacksonville, Manatee	1
Jamaica, Broward	1
Kingsland, Duval	1
Kissimmee, Brevard	1
Jupiter, Unknown	1
Jersey City, Polk	1
Lyndhurst, Broward	1
Magnolia Square, Osceola	1
Maitland, Alachua	1
Marshall, Palm Beach	1

# COVID-19: characteristics of 1,894,722 Florida resident cases

Data through Mar 3, 2021 verified as of Mar 4, 2021 at 09:25 AM

Data in this report are provisional and subject to change.

The table below includes the cities and counties of residence for cases in Florida residents based on the patient's ZIP Code. Note that city is not always received as part of the initial notification and may be missing while the case is being investigated.

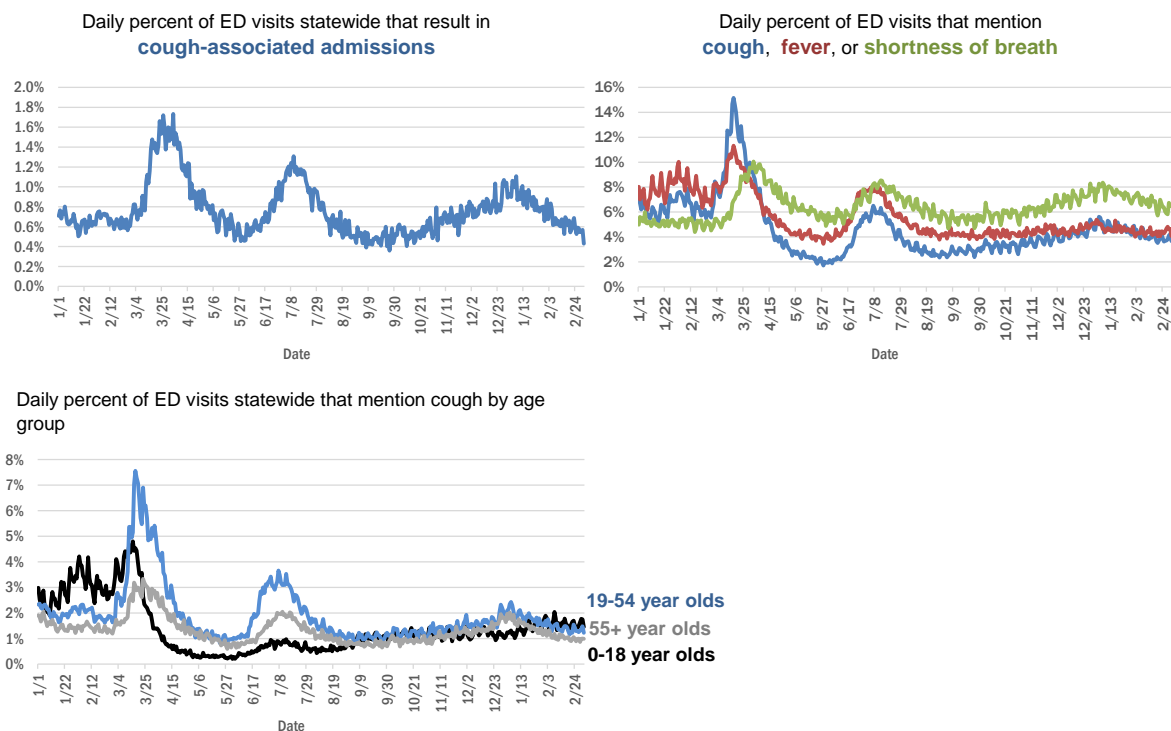
City and county	Cases
Marianna, Calhoun	1
Melrose, Alachua	1
Miamf, Dade	1
Miami G, Dade	1
Lake Placid, Alachua	1
Lake Worth Beach, Broward	1
Lander, Citrus	1
Lemoyne, Manatee	1
Los Angeles, Palm Beach	1
Lawrence Township, Palm Beach	1
Las Vegas, Orange	1
Bryant, Alachua	1
Bronx, Broward	1
Buffalo, Palm Beach	1
Carol Stream, Orange	1
Castleberry, Escambia	1
Charlotte, Pasco	1
Apo, Pasco	1
Apopka, Flagler	1
99, Unknown	1
Alanson, Bay	1
Aollywoss, Dade	1
Boca Raton, Unknown	1
Bohealia, Lee	1
Blowing Rock, Polk	1
Belleair, Hillsborough	1
Dorchester, Orange	1
Deland, Polk	1
Dallas, Lee	1
De Leon Springs, Putnam	1
Dearborn, Lee	1
Fanning Springs, Levy	1
Estero, Collier	1
Clear Brook, Lee	1
Crestview, Holmes	1
Cumberland, Palm Beach	1
Dade City, Hillsborough	1
College Station, Lake	1
Columbus, Brevard	1
Cookeville, Seminole	1
<b>Total</b>	<b>1,894,722</b>

# COVID-19: additional surveillance information

Data through Mar 3, 2021 verified as of Mar 4, 2021 at 09:25 AM

Data in this report are provisional and subject to change.

## Statewide emergency department (ED) chief complaint and admission data



The Electronic Surveillance System for the Early Notification of Community-Based Epidemics (ESSENCE-FL) includes chief complaint data from 211 of 211 Florida EDs. Data are transmitted electronically to ESSENCE-FL daily or hourly.

# COVID-19: testing by laboratory

Data through Mar 3, 2021 verified as of Mar 4, 2021 at 09:25 AM

Data in this report are provisional and subject to change.

The numbers in the table below represent the number of Florida and non-Florida residents for whom test results were received by the Department of Health. A person can be tested by more than one laboratory and can have both positive and negative results. **Therefore, the sum of the numbers in each column will be larger than the total number of people tested.**

Reporting lab	Inconclusive	Negative	Positive	Percent positive	Total
LABORATORY CORPORATION OF AMERICA	2,508	1,574,428	215,326	12%	1,792,262
CURATIVE LABS	14,093	1,497,447	226,785	13%	1,738,325
QUEST DIAGNOSTICS	11,666	1,341,457	198,233	13%	1,551,356
BIO REFERENCE LABORATORIES, INC	7,564	915,463	176,128	16%	1,099,155
HELIX	8,301	606,476	106,849	15%	721,626
REALTOX LABS LLC	6,320	583,808	95,944	14%	686,072
NOMI_HEALTH	2,425	404,489	56,992	12%	463,906
GENETWORX	661	390,596	32,960	8%	424,217
RCA LABORATORY SERVICES, LLC		382,619	41,276	10%	423,895
CDR MAGUIRE - HEALTH CARE CENTER		338,622	51,540	13%	390,162
IMPACT HEALTH BIOMETRIC TESTING, INC	1,025	214,336	25,123	10%	240,484
EAST FLORIDA STATE COLLEGE - BREVARD		212,886	26,986	11%	239,872
BPHL-JACKSONVILLE	18	179,777	31,543	15%	211,338
PWNHEALTH	1,415	182,772	25,255	12%	209,442
NOMI HEALTH LAB SERVICES		172,672	19,872	10%	192,544
PALM BEACH BALLPARK		167,654	17,221	9%	184,875
ADVENTHEALTH LAB	99	154,950	20,181	12%	175,230
MAKO GENOMICS	7,585	136,444	24,930	15%	168,959
CB SMITH PARK		150,116	18,793	11%	168,909
FULGENT DIAGNOSTICS LABORATORY	3,074	142,779	15,979	10%	161,832
BPHL-MIAMI	225	135,396	22,835	14%	158,456
MAYO CLINIC LABORATORIES	334	136,565	17,340	11%	154,239
ELABNETWORK	1,059	137,747	11,762	8%	150,568
BAYCARE LABORATORIES LLC	579	127,776	11,201	8%	139,556
MEMORIAL REGIONAL HOSPITAL SOUTH	25	111,285	22,886	17%	134,196
ASCENSION SACRED HEART HOSPITAL - PENSACOLA	2	111,788	17,688	14%	129,478
NORTHWEST LABORATORY	246	121,064	6,474	5%	127,784
ORLANDO HEALTH SYSTEM	681	113,100	11,798	9%	125,579
BIOCOLLECTIONS WORLDWIDE, INC	735	108,451	13,358	11%	122,544
ADVENT HEALTH LAB	112	101,259	13,956	12%	115,327
MEDICAL DIAGNOSTIC LABORATORIES	974	98,544	14,212	12%	113,730
AKESOGEN		88,800	17,190	16%	105,990
UF HEALTH MEDICAL LAB	33	95,563	8,952	9%	104,548
BPHL-TAMPA (SPECTRUM BLVD)	45	88,161	16,293	16%	104,499
TESTING MATTERS INC	625	88,578	15,295	15%	104,498
AEGIS SCIENCES CORPORATION	876	85,618	15,022	15%	101,516
TAMPA GENERAL HOSPITAL	4	89,413	8,597	9%	98,014
KORVALABS, INC	1,285	91,491	4,699	5%	97,475
DIATHERIX LABORATORIES (VRL EUROFINs)		82,579	12,362	13%	94,941
SUNPATH MEDICAL DIAGNOSTICS LABORATORY	811	77,455	11,933	13%	90,199
BAPTIST HEALTH SOUTH FLORIDA	352	74,070	11,508	13%	85,930
ASCENSION ST VINCENT'S - RIVERSIDE	1	68,534	9,921	13%	78,456
JACKSON MEMORIAL HOSPITAL CLINICAL LAB	79	60,647	11,190	16%	71,916
SOUTH MIAMI HOSPITAL LAB	434	62,197	8,994	13%	71,625
LAKELAND REGIONAL MEDICAL CENTER	129	62,974	8,379	12%	71,482
UF HEALTH SHANDS HOSPITAL	473	59,151	4,421	7%	64,045

# COVID-19: testing by laboratory

Data through Mar 3, 2021 verified as of Mar 4, 2021 at 09:25 AM

Data in this report are provisional and subject to change.

The numbers in the table below represent the number of Florida and non-Florida residents for whom test results were received by the Department of Health. A person can be tested by more than one laboratory and can have both positive and negative results. **Therefore, the sum of the numbers in each column will be larger than the total number of people tested.**

Reporting lab	Inconclusive	Negative	Positive	Percent positive	Total
AMERICAN HEALTH ASSOCIATES	9	58,894	5,138	8%	64,041
INGENIOUS PERSONALIZED MEDICINE	200	49,659	10,293	17%	60,152
AIT LABORATORIES		51,981	6,349	11%	58,330
ARUP LABORATORIES	16	50,065	2,922	6%	53,003
APPLIED INGENUITY DIAGNOSTICS LLC		48,871	2,185	4%	51,056
BAPTIST HEALTH - JACKSONVILLE	4	47,174	3,870	8%	51,048
GENESIS REFERENCE LABORATORIES		44,799	5,039	10%	49,838
TALLAHASSEE MEMORIAL HOSPITAL	240	43,063	5,439	11%	48,742
VIRACOR EUROFINS		35,545	9,814	22%	45,359
SARASOTA MEMORIAL HOSPITAL MAIN LAB	12	40,862	3,619	8%	44,493
BROWARD GENERAL MEDICAL CENTER-CLINICAL LAB	2	38,833	4,230	10%	43,065
ADVENTIST HEALTH SYSTEMS SUNBELT INC DBA		38,259	4,472	10%	42,731
FLORIDA HOSPITAL - TAMPA	37	38,126	3,238	8%	41,401
NICKLAUS CHILDREN'S HOSPITAL	68	36,296	5,010	12%	41,374
MILLENNIUM PHYSICIAN GROUP	17	34,149	6,617	16%	40,783
MINUTECLINIC LLC		34,416	5,959	15%	40,375
LEE HEALTH - CAPE CORAL HOSPITAL	3	33,580	5,520	14%	39,103
UNIVERSITY OF MIAMI HOSPITAL	132	34,702	3,595	9%	38,429
DWIC OF TAMPA BAY INC		33,904	4,165	11%	38,069
ORANGE COUNTY CONVENTION CENTER		33,330	3,700	10%	37,030
UF HEALTH JACKSONVILLE	50	32,863	3,875	11%	36,788
ECCO LAB GROUP CO	507	30,545	4,600	13%	35,652
MIAMI DADE COUNTY		32,091	3,527	10%	35,618
WALGREENS	35	29,350	5,426	16%	34,811
MEDFAST URGENT CARE CENTERS, LLC	20	30,147	4,576	13%	34,743
NORTH FLORIDA REGIONAL MEDICAL CENTER		27,970	3,387	11%	31,357
MOUNT SINAI MEDICAL CENTER	10	27,906	3,036	10%	30,952
ST JOSEPHS HOSPITAL LABORATORY	23	26,909	3,541	12%	30,473
BRANDON REGIONAL HOSPITAL		26,639	3,494	12%	30,133
JUPITER MEDICAL CENTER LAB	81	27,374	2,672	9%	30,127
INTEGRATED REGIONAL LABORATORIES LLP	1	25,595	3,965	13%	29,561
STS LAB 2 LLC	6	27,991	1,450	5%	29,447
JFK MEDICAL CENTER LAB	1	24,182	3,143	12%	27,326
GENESIS MEDICAL LABORATORY	367	22,490	4,264	16%	27,121
PALMETTO GENERAL HOSPITAL LAB	3	22,463	4,555	17%	27,021
NIGHT LITE PEDIATRIC CENTER LLC		23,965	2,669	10%	26,634
WATSON CLINIC LLP		21,545	5,018	19%	26,563
HOLY CROSS HOSPITAL CLINICAL LAB	1	23,384	2,219	9%	25,604
MALABAR MEDICAL WALK IN CLINIC	1	21,116	4,232	17%	25,349
HEALTHLINK DIAGNOSTIC LABORATORIES	289	22,216	2,342	9%	24,847
ACCESS DX LABORATORY	222	21,998	2,083	9%	24,303
AVENTUS BIO LABS	16	20,979	3,124	13%	24,119
MORTON PLANT HOSPITAL-ADLER INSTITUTE	26	20,546	2,466	11%	23,038
PANCARE OF FLORIDA INC		20,127	2,458	11%	22,585

# COVID-19: testing by laboratory

Data through Mar 3, 2021 verified as of Mar 4, 2021 at 09:25 AM

Data in this report are provisional and subject to change.

The numbers in the table below represent the number of Florida and non-Florida residents for whom test results were received by the Department of Health. A person can be tested by more than one laboratory and can have both positive and negative results. **Therefore, the sum of the numbers in each column will be larger than the total number of people tested.**

Reporting lab	Inconclusive	Negative	Positive	Percent positive	Total
STATLAB_MOBILE	1	20,249	2,046	9%	22,296
LAB DIAGNOSTICS LLC	390	16,198	5,317	24%	21,905
NAPLES COMMUNITY HOSPITAL	72	19,499	2,019	9%	21,590
DRS CLACK SPENCER WHITE & MCCORMACK PA D/B/A		19,561	1,992	9%	21,553
SAINT MARY'S MEDICAL CENTER	24	18,741	2,200	10%	20,965
ADVENT HEALTH - DAYTONA BEACH	32	18,890	1,686	8%	20,608
PATIENTS FIRST LAKE ELLA MEDICAL CENTER PA		17,335	3,233	16%	20,568
EXACT SCIENCES LABORATORIES		18,177	2,306	11%	20,483
UNITED CLINICAL LABORATORY LLC	3	17,730	2,351	12%	20,084
CLEVELAND CLINIC HOSPITAL LAB	4	17,672	2,266	11%	19,942
INFINITY BIOLOGIX LLC	54	18,735	818	4%	19,607
CLEVELAND CLINIC TRADITION HOSPITAL		17,789	1,292	7%	19,081
BAYFRONT HEALTH - ST PETERSBURG	17	16,342	2,378	13%	18,737
OSCEOLA REGIONAL MEDICAL CENTER	1	15,843	2,270	13%	18,114
LEESBURG REGIONAL MEDICAL CENTER		15,709	2,183	12%	17,892
HEALTH CENTER AT SINAI RESIDENCES		16,930	506	3%	17,436
HOMESTEAD HOSPITAL CLINICAL LABORATORY	27	14,251	3,063	18%	17,341
BIOCERNA LABS	461	14,582	2,112	12%	17,155
MEMORIAL HOSPITAL JACKSONVILLE	8	14,347	2,717	16%	17,072
CLARITY LAB SOLUTIONS	93	14,677	1,814	11%	16,584
NORTHWEST MEDICAL CENTER	1	14,398	2,042	12%	16,441
WELLINGTON REGIONAL MED CTR LAB	6	14,468	1,795	11%	16,269
ORANGE PARK MEDICAL CENTER	9	13,583	2,606	16%	16,198
INDIAN RIVER PATHOLOGY LLC		14,831	1,252	8%	16,083
ACCESS MEDICAL LABORATORIES	4	8,069	7,678	49%	15,751
BETHESDA HOSPITAL EAST		14,204	1,460	9%	15,664
OAK HILL HOSPITAL		13,838	1,751	11%	15,589
FULGENT DIAGNOSTICS	170	14,426	978	6%	15,574
DELRAY MEDICAL CENTER LAB	3	13,929	1,617	10%	15,549
VISTA CLINICAL DIAGNOSTICS	481	13,259	1,725	11%	15,465
LAWNWOOD REGIONAL MEDICAL CENTER	1	13,037	2,118	14%	15,156
WEST KENDALL BAPTIST HOSPITAL	13	12,250	2,859	19%	15,122
MEMORIAL REGIONAL HOSPITAL CLINICAL LABORATORY	10	13,981	964	6%	14,955
PRIVA PATH LABS	76	13,704	949	6%	14,729
BAPTIST HEALTH - SOUTH		13,477	1,183	8%	14,660
BAPTIST HEALTHCARE - BAPTIST HOSPITAL	5	11,527	3,126	21%	14,658
INDIAN RIVER MEDICAL CENTER LAB		13,669	852	6%	14,521
THE HEALTHCARE DISTRICT OF PALM BEACH COUNTY	46	12,609	1,844	13%	14,499
LARGO MEDICAL CENTER		12,861	1,606	11%	14,467
LEE HEALTH - LEE MEMORIAL HOSPITAL		10,851	3,569	25%	14,420
UHEALTH CORAL GABLES/LENNAR MED CTR	34	13,418	898	6%	14,350
WINTER HAVEN HOSPITAL CLINICAL LABORATORY	4	12,127	2,204	15%	14,335
NONA SCIENTIFIC	5	11,021	3,126	22%	14,152
ADVENTHEALTH CENTRA CARE LAKE BUENA VISTA		12,500	1,598	11%	14,098

# COVID-19: testing by laboratory

Data through Mar 3, 2021 verified as of Mar 4, 2021 at 09:25 AM

Data in this report are provisional and subject to change.

The numbers in the table below represent the number of Florida and non-Florida residents for whom test results were received by the Department of Health. A person can be tested by more than one laboratory and can have both positive and negative results. **Therefore, the sum of the numbers in each column will be larger than the total number of people tested.**

Reporting lab	Inconclusive	Negative	Positive	Percent positive	Total
WEST FLORIDA HOSPITAL LAB	1	10,894	2,976	21%	13,871
CARDIOPATH	84	11,974	1,724	13%	13,782
MEDICAL CENTER OF TRINITY CLINICAL LABORATORY	2	12,070	1,413	10%	13,485
PALMS WEST HOSPITAL LAB	2	11,480	1,867	14%	13,349
MOLECULAR INFECTIOUS DISEASES	474	12,434	420	3%	13,328
GOOD SAMARITAN MEDICAL CENTER LAB	2	11,456	1,715	13%	13,173
MEDRITE MEDICAL CARE, PC	6,221	6,322	595	5%	13,138
WESTSIDE REGIONAL MED CTR	2	11,205	1,922	15%	13,129
NEMOURS CHILDRENS HOSPITAL	1	12,348	743	6%	13,092
MERCY HOSPITAL A CAMPUS OF PLANTATION GEN HOSP LAB	1	10,905	2,011	16%	12,917
REGIONAL MEDICAL CENTER BAYONET POINT	2	11,670	1,017	8%	12,689
GULF COAST MEDICAL CENTER MICROLAB		9,876	2,722	22%	12,598
ST ANTHONY'S HOSPITAL LAB	30	11,007	1,513	12%	12,550
THE VILLAGES REGIONAL HOSPITAL		11,188	1,291	10%	12,479
LAKE CITY HM		11,147	988	8%	12,135
BINAXNOW	9	9,173	2,844	24%	12,026
CAPITAL REGIONAL MEDICAL CTR		9,655	2,348	20%	12,003
AVENTURA HOSPITAL LAB		9,699	2,256	19%	11,955
FLORIDA HOSPITAL WATERMAN LABORATORY	70	10,997	862	7%	11,929
CORAL GABLES HOSPITAL CLINICAL LABORATORY		10,029	1,868	16%	11,897
PWN HEALTH	17	9,737	2,071	18%	11,825
HALIFAX MEDICAL CENTER LAB	37	10,050	1,731	15%	11,818
GENOVA DIAGNOSTICS LABORATORY	61	10,623	1,034	9%	11,718
BLAKE MEDICAL CENTER		10,257	1,461	12%	11,718
ST MARKS HOSPITAL LABORATORY B	78	10,627	1,002	9%	11,707
WEST BOCA MEDICAL CENTER LAB		10,827	878	8%	11,705
ST JOSEPHS HOSPITAL	18	10,047	1,550	13%	11,615
BAPTIST HEALTH SOUTH FLORIDA - WEST KENDALL URGENT CARE		9,707	1,875	16%	11,582
FLORIDA LABORATORY ANALYSIS		10,100	1,474	13%	11,574
MANATEE MEMORIAL HOSPITAL		10,484	993	9%	11,477
LEE HEALTH - HEALTH PARK MEDICAL CENTER		9,633	1,838	16%	11,471
AMELIA EARHART		9,824	1,623	14%	11,447
PATHNOSTICS	41	8,965	2,372	21%	11,378
COAST DIAGNOSTICS LLC	45	9,964	1,220	11%	11,229
PALM BEACH GARDENS MEDICAL CTR LAB		10,099	1,106	10%	11,205
LARKIN COMMUNITY HOSPITAL	10	9,687	1,466	13%	11,163
PRECISION HEALTH RESOURCES LLC		10,311	675	6%	10,986
MEASE COUNTRYSIDE LAB	14	9,663	1,187	11%	10,864
NATIONWIDE LABORATORY SERVICES INC	364	9,018	1,370	13%	10,752
LAKE CITY MEDICAL CENTER		8,518	2,180	20%	10,698
FLORIDA HOSPITAL HEARTLAND MED CTR CLINICAL LAB	33	9,244	1,378	13%	10,655
VIKOR SCIENTIFIC	49	8,811	1,792	17%	10,652
LARKIN COMMUNITY HOSPITAL INC DBA CARDIOTROPIC		6,819	3,620	35%	10,439
LABS ASAP LLC		9,391	1,023	10%	10,414
PLANTATION GENERAL HOSPITAL		8,781	1,616	16%	10,397
SYNERGY DIAGNOSTIC LABORATORY	93	9,111	1,138	11%	10,342

# COVID-19: testing by laboratory

Data through Mar 3, 2021 verified as of Mar 4, 2021 at 09:25 AM

Data in this report are provisional and subject to change.

The numbers in the table below represent the number of Florida and non-Florida residents for whom test results were received by the Department of Health. A person can be tested by more than one laboratory and can have both positive and negative results. **Therefore, the sum of the numbers in each column will be larger than the total number of people tested.**

Reporting lab	Inconclusive	Negative	Positive	Percent positive	Total
ADVENT HEALTH - WESLEY CHAPEL	14	9,317	975	9%	10,306
EXPRESS GENE MOLECULAR DIAGNOSTICS LABORATORY		8,764	1,410	14%	10,174
FLORIDA MEDICAL CENTER - A CAMPUS OF NORTH SHORE	2	8,852	1,226	12%	10,080
DOCTORS HOSPITAL	7	8,376	1,637	16%	10,020
AMERICAN FAMILY CARE	1	5,629	4,331	43%	9,961
CENTRAL FLORIDA REGIONAL HOSPITAL		8,892	1,032	10%	9,924
LEON MEDICAL CENTERS LLC		7,803	2,091	21%	9,894
SARKIS CLINICAL TRIALS	25	8,585	1,252	13%	9,862
SRQ DRIVE THROUGH		8,944	905	9%	9,849
NORTHSIDE HOSPITAL AND HEART INSTITUTE		8,785	989	10%	9,774
AVECINA	20	8,995	699	7%	9,714
LABSTAT LLC	3	9,275	436	4%	9,714
P4 CLINICAL, LLC	204	8,492	956	10%	9,652
AVECINA MEDICAL	4	6,203	3,413	35%	9,620
PALM BEACH BALL PARK		8,605	1,015	11%	9,620
CORAL SPRINGS MED CTR		8,658	940	10%	9,598
NCF DIAGNOSTICS & DNA TECHNOLOGIES LAB	157	8,823	499	5%	9,479
ADVENTHEALTH CENTRA CARE WATERFORD LAKES		7,915	1,536	16%	9,451
BOSTON HEART DIAGNOSTICS CORP		8,230	1,198	13%	9,428
FLORIDA HOSPITAL DELAND	10	8,225	1,189	13%	9,424
CernerELR_Advent		8,078	1,252	13%	9,330
BAPTIST HEALTH SOUTH FLORIDA - COUNTRY WALK URGENT CARE		7,468	1,554	17%	9,022
CERNERELR_BAYCARE	43	8,320	616	7%	8,979
WEST PALM HOSPITAL LAB		8,211	707	8%	8,918
INFORM DIAGNOSTICS, INC		8,374	498	6%	8,872
OCALA REGIONAL MEDICAL CENTER		7,666	1,174	13%	8,840
FLORIDA HOSPITAL FLAGLER	29	7,937	790	9%	8,756
MEDARBOR DIAGNOSTICS	1	7,640	1,114	13%	8,755
BROWARD HEALTH NORTH CLINICAL LABORATORY		7,740	997	11%	8,737
ADVENTHEALTH CENTRA CARE ST CLOUD	1	7,515	1,197	14%	8,713
NORTH SHORE MEDICAL CENTER		7,214	1,479	17%	8,693
HEALTHQUEST ESOTERICS		7,190	1,395	16%	8,585
FLORIDA HOSPITAL ZEPHYRHILLS	10	7,627	933	11%	8,570
INFINITY BIOLOGIX LLC (GINKO BIOWORKS)	33	8,261	250	3%	8,544
LEE HEALTH - GULF COAST MEDICAL CENTER	2	6,826	1,711	20%	8,539
FLORIDA HOSPITAL OF CARROLLWOOD	23	7,228	1,175	14%	8,426
SYNERGY LABORATORIES	29	7,257	1,084	13%	8,370
AVECINA MEDICAL OAKLEAF	3	6,977	1,330	16%	8,310
CERNERELR_BAPTISTMIAMI	31	7,313	862	11%	8,206
H LEE MOFFITT CANCER CENTER LABORATORY	1	7,855	219	3%	8,075
CLEVELAND CLINIC MARTIN SOUTH HOSPITAL	1	7,182	889	11%	8,072
SOUTH BAY HOSPITAL CLINICAL LAB	1	7,200	867	11%	8,068
ALL CHILDREN'S HOSPITAL		7,507	555	7%	8,062
SANTA ROSA MEDICAL CENTER		6,601	1,409	18%	8,010
BAPTIST HEALTH - BEACHES		7,358	640	8%	7,998
BAPTIST HEALTH SOUTH FLORIDA - MIAMI LAKES URGENT CARE		6,185	1,672	21%	7,857

# COVID-19: testing by laboratory

Data through Mar 3, 2021 verified as of Mar 4, 2021 at 09:25 AM

Data in this report are provisional and subject to change.

The numbers in the table below represent the number of Florida and non-Florida residents for whom test results were received by the Department of Health. A person can be tested by more than one laboratory and can have both positive and negative results. **Therefore, the sum of the numbers in each column will be larger than the total number of people tested.**

Reporting lab	Inconclusive	Negative	Positive	Percent positive	Total
BAYCARE COMMUNITY HEALTH		7,623	189	2%	7,812
MEMORIAL HOSPITAL WEST LABORATORY SERVICES	14	7,063	710	9%	7,787
POINCIANA MEDICAL CENTER		6,088	1,696	22%	7,784
GENE BY GENE, GENOMICS RESEARCH CENTER LAB	44	7,230	438	6%	7,712
MIAMI BEACH CONVENTION CENTER		7,356	352	5%	7,708
ANNE BATES LEACH EYE HOSPITAL/ ABLEH MICROBIOLOGY LABORATORY	9	7,521	106	1%	7,636
KD MEDICAL CHOICE LLC	5	6,903	723	9%	7,631
ISPM LABS, LLC DBA CAPSTONE DIAGNOSTICS, LLC		7,240	383	5%	7,623
NCH NORTH NAPLES HOSPITAL LAB	15	6,733	830	11%	7,578
MEMORIAL HOSPITAL MICRO		7,030	503	7%	7,533
CLEVELAND CLINIC MARTIN NORTH HOSPITAL		6,645	859	11%	7,504
WEST MARION COMMUNITY HOSPITAL LAB		6,200	1,270	17%	7,470
ADVENTHEALTH CENTRA CARE CLERMONT		6,324	1,027	14%	7,351
ST LUCIE MEDICAL CENTER		5,877	1,419	19%	7,296
ARCPPOINT LABS OF FORT MYERS	4	6,364	887	12%	7,255
ADVENTHEALTH CENTRA CARE UNIVERSITY	1	6,425	815	11%	7,241
MORTON PLANT-MEASE	5	6,550	683	9%	7,238
LAKEWOOD RANCH MEDICAL CENTER		6,648	576	8%	7,224
FLORIDA HOSPITAL FISH MEMORIAL	19	6,067	1,064	15%	7,150
ADVENTHEALTH CENTRA CARE WINTER PARK		6,423	711	10%	7,134
ADVENTHEALTH CENTRA CARE WINTER GARDEN	1	6,333	788	11%	7,122
BAPTIST HEALTH SOUTH FLORIDA - WESTCHESTER URGENT CARE		5,633	1,237	18%	6,870
LUMINUS DIAGNOSTICS		6,272	553	8%	6,825
ADVENTHEALTH CENTRA CARE LAKELAND	1	5,885	891	13%	6,777
FLORIDA HOSPITAL Ocala		5,834	906	13%	6,740
HIALEAH HOSPITAL	4	5,172	1,473	22%	6,649
AVERO DIAGNOSTICS - IRVING	11	6,166	469	7%	6,646
ADVENTHEALTH CENTRA CARE DR PHILLIPS		6,005	623	9%	6,628
ADVENTHEALTH CENTRA CARE LEE ROAD		5,916	677	10%	6,593
VISTA CLINICAL	8	3,870	2,711	41%	6,589
INDIAN RIVER MEDICAL CENTER		5,697	877	13%	6,574
BAPTIST HEALTH SOUTH FLORIDA - DORAL URGENT CARE		5,267	1,304	20%	6,571
MEDEXPRESS URGENT CARE	2	4,448	2,083	32%	6,533
OVIEDO MEDICAL CENTER		5,741	661	10%	6,402
NCH DOWNTOWN NAPLES HOSPITAL	14	5,766	604	9%	6,384
UNKNOWN	3	3,359	3,000	47%	6,362
HOLIDAY CVS LLC		6,056	285	4%	6,341
BAPTIST HEALTH - NASSAU		5,980	343	5%	6,323
EMERALD COAST URGENT CARE		4,856	1,455	23%	6,311
BAYFRONT HEALTH - PORT CHARLOTTE		5,770	498	8%	6,268
ADVENTHEALTH CENTRA CARE HUNTERS CREEK	3	5,400	852	14%	6,255
ATLANTIS URGENT CARE	1	4,668	1,577	25%	6,246
IMPERIAL POINT MEDICAL CENTER		5,664	537	9%	6,201
ST JOSEPHS NORTH HOSPITAL LAB	7	5,314	873	14%	6,194
COMMUNITY HEALTH CENTERS OF PINELLAS INC		4,928	1,235	20%	6,163
ADVENTHEALTH CENTRA CARE SANFORD		5,413	700	11%	6,113

# COVID-19: testing by laboratory

Data through Mar 3, 2021 verified as of Mar 4, 2021 at 09:25 AM

Data in this report are provisional and subject to change.

The numbers in the table below represent the number of Florida and non-Florida residents for whom test results were received by the Department of Health. A person can be tested by more than one laboratory and can have both positive and negative results. **Therefore, the sum of the numbers in each column will be larger than the total number of people tested.**

Reporting lab	Inconclusive	Negative	Positive	Percent positive	Total
SOLARIS DIAGNOSTICS	10	5,500	569	9%	6,079
ADVENTHEALTH CENTRA CARE MOUNT DORA		5,071	971	16%	6,042
MEDEXPRESS URGENT CARE OF BOYNTON BEACH LLC		5,609	431	7%	6,040
ADVENTHEALTH CENTRA CARE LAKE MARY	2	5,250	773	13%	6,025
ST PETERSBURG GENERAL HOSPITAL		5,088	927	15%	6,015
FORT WALTON BEACH MEDICAL CENTER		5,090	881	15%	5,971
ADVENTHEALTH CENTRA CARE KISSIMMEE		5,340	607	10%	5,947
BAYFRONT HEALTH - VENICE REGIONAL MEDICAL	1	5,374	537	9%	5,912
ADVENTHEALTH CENTRA CARE APOPKA	1	5,058	819	14%	5,878
NCH NORTH NAPLES HOSPITAL	6	5,171	645	11%	5,822
CLINICAL REFERENCE LABORATORY	2	5,486	290	5%	5,778
SUNCOAST PATHOLOGY ASSOCIATES		5,232	502	9%	5,734
ADVENTIST HEALTH SYSTEMS, SUNBELT INC		4,992	704	12%	5,696
MEDEXPRESS URGENT CARE HUDSON		4,888	763	14%	5,651
FLORIDA HOSPITAL NORTH PINELLAS	11	5,167	460	8%	5,638
EMPIRE CITY LABORATORIES INC	64	4,776	777	14%	5,617
BAPTIST HEALTH SOUTH FLORIDA - PEMBROKE PINES URGENT CARE		4,683	932	17%	5,615
PARAMOUNT URGENT CARE	2	2,879	2,712	48%	5,593
ADVENTHEALTH CENTRA CARE ALTAMONTE		4,869	689	12%	5,558
NORTHWEST FLORIDA COMMUNITY HOSPITAL	39	4,027	1,411	26%	5,477
EGLIN AIR FORCE BASE	13	3,920	1,523	28%	5,456
TROPICANA FIELD - LOT 2 □	19	4,936	487	9%	5,442
SOUTH FLORIDA BAPTIST HOSPITAL MICRO	4	4,537	886	16%	5,427
ADVENTHEALTH EXPRESS CARE		4,448	975	18%	5,423
SUNRISE MEDICAL LABORATORIES	2	5,043	373	7%	5,418
MICROGEN DX	4	4,669	685	13%	5,358
ANGEL KIDS PEDIATRICS		5,012	308	6%	5,320
DOCTORS URGENT CARE LLC	1	4,322	982	19%	5,305
MARTIN HOSPITAL SOUTH LAB		4,966	288	5%	5,254
ADVENTHEALTH CENTRA CARE AZALEA PARK		4,475	747	14%	5,222
PRO CLINIC		4,160	1,055	20%	5,215
URGENT CARE OF THE PALM BEACHES		4,345	869	17%	5,214
PUTNAM COMMUNITY MEDICAL CENTER		4,533	676	13%	5,209
AHCC WESLEY CHAPEL		4,597	556	11%	5,153
DYNIX DIAGNOSTIX		4,693	460	9%	5,153
MEDICAL DNA LABS LLC	3	4,662	452	9%	5,117
BAPTIST HEALTH SOUTH FLORIDA - CORAL SPRINGS URGENT CARE		4,398	714	14%	5,112
TRINITY SPRINGS		4,356	729	14%	5,085
ADVENTHEALTH CENTRA CARE OVIEDO		4,362	702	14%	5,064
QDX PATHOLOGY SERVICES	2	4,644	371	7%	5,017
LEE HEALTH CONVENIENT CARE - PAGE FIELD		4,396	606	12%	5,002
COASTAL MED URGENT CARE		3,505	1,477	30%	4,982
ACUTIS DIAGNOSTICS	17	3,971	994	20%	4,982
ESCAMBIA COMMUNITY CLINICS INC	8	3,679	1,235	25%	4,922
UNIVERSITY HOSPITAL AND MEDICAL CENTER		3,737	1,175	24%	4,912
URGENT CARE CURE	2	4,176	687	14%	4,865

# COVID-19: testing by laboratory

Data through Mar 3, 2021 verified as of Mar 4, 2021 at 09:25 AM

Data in this report are provisional and subject to change.

The numbers in the table below represent the number of Florida and non-Florida residents for whom test results were received by the Department of Health. A person can be tested by more than one laboratory and can have both positive and negative results. **Therefore, the sum of the numbers in each column will be larger than the total number of people tested.**

Reporting lab	Inconclusive	Negative	Positive	Percent positive	Total
BAPTIST HEALTH - NORTH		3,798	1,053	22%	4,851
FLORIDA FAMILY LABORATORY, INC DBA	40	4,388	404	8%	4,832
ADVENTHEALTH CENTRA CARE LONGWOOD		4,254	565	12%	4,819
HEALTH FIRST ADVENTHEALTH CENTRA CARE - TITUSVILLE		4,094	724	15%	4,818
FLORIDA COMMUNITY HEALTH CENTER		3,789	1,025	21%	4,814
DOCTORS URGENT CARE OF LUTZ LLC	1	3,860	944	20%	4,805
MINUTECLINIC		4,140	659	14%	4,799
ADVENT HEALTH - HEART OF FLORIDA ER	1	4,124	671	14%	4,796
MINUTECLINIC LLC #3703		3,939	839	18%	4,778
ADVENTHEALTH CENTRA CARE SOUTH ORANGE		4,082	674	14%	4,756
ADVENTHEALTH CENTRA CARE ORANGE LAKE		4,206	535	11%	4,741
PALMS OF PASADENA HOSPITAL		4,219	516	11%	4,735
MEDEXPRESS URGENT CARE - ESTERO		4,216	478	10%	4,694
BAPTIST HEALTH SOUTH FLORIDA - TAMiami TRAIL URGENT CARE		3,766	902	19%	4,668
ADVENTHEALTH CENTRA CARE PORT ORANGE		3,918	749	16%	4,667
THE CENTER FOR URGENT CARE	3	3,875	777	17%	4,655
MEDEXPRESS URGENT CARE - ROYAL PALM BEACH		4,152	481	10%	4,633
PEDIATRIC HEALTH CARE ALLIANCE PA		4,245	385	8%	4,630
NIGHT LITE PEDIATRICS	4	3,341	1,254	27%	4,599
BAPTIST HEALTH SOUTH FLORIDA - KENDALE LAKES URGENT CARE		3,696	898	20%	4,594
DOCTORS HOSPITAL OF SARASOTA CLINICAL LABORATORY		3,998	592	13%	4,590
WESTCHESTER HOSPITAL	23	3,686	866	19%	4,575
ADVENTHEALTH CENTRA CARE SAND LAKE		4,075	461	10%	4,536
HEALTH FIRST ADVENTHEALTH CENTRA CARE GATEWAY	1	4,065	453	10%	4,519
BAPTIST HEALTH SOUTH FLORIDA - CORAL GABLES (UNIVERSITY) URGENT CARE		3,894	611	14%	4,505
ADVENTHEALTH CENTRA CARE LEESBURG		3,674	829	18%	4,503
MOFFITT CANCER CENTER	6	4,398	97	2%	4,501
MEDEXPRESS URGENT CARE - GOLDEN GATE		3,999	498	11%	4,497
MEDEXPRESS URGENT CARE PALM BEACH GARDENS		4,106	379	8%	4,485
RAULERSON HOSPITAL		3,694	769	17%	4,463
TALLAHASSEE PRIMARY CARE ASSOCIATES		3,897	562	13%	4,459
LABORATORY OF FLORIDA LLC	40	4,078	320	7%	4,438
MEASE DUNEDIN HOSPITAL	5	3,972	448	10%	4,425
BAPTIST HEALTH SOUTH FLORIDA - PINECREST URGENT CARE		3,800	597	14%	4,397
BAPTIST HEALTH SOUTH FLORIDA - CORAL GABLES URGENT CARE		3,618	724	17%	4,342
MEDCOMP SCIENCES LLC	83	2,378	1,833	43%	4,294
PARAMOUNT URGENT CARE - WINDERMERE		2,790	1,450	34%	4,240
BAPTIST HEALTH SOUTH FLORIDA - PALMETTO BAY URGENT CARE		3,532	679	16%	4,211
PALMS MEDICAL GROUP	5	2,966	1,237	29%	4,208
BAYFRONT HEALTH - SEVEN RIVERS		3,779	353	9%	4,132
SPORTS DRUG TESTING LABORATORY	65	3,940	124	3%	4,129
BETHESDA HOSPITAL WEST		3,698	429	10%	4,127
MEDEXPRESS URGENT CARE - LAKELAND		3,635	488	12%	4,123
ASCENSION SACRED HEART - EMERALD COAST		3,404	705	17%	4,109
GENESIS DIAGNOSTICS		3,828	241	6%	4,069
NIGHT LITE PEDIATRICS URGENT CARE	1	3,414	638	16%	4,053

# COVID-19: testing by laboratory

Data through Mar 3, 2021 verified as of Mar 4, 2021 at 09:25 AM

Data in this report are provisional and subject to change.

The numbers in the table below represent the number of Florida and non-Florida residents for whom test results were received by the Department of Health. A person can be tested by more than one laboratory and can have both positive and negative results. **Therefore, the sum of the numbers in each column will be larger than the total number of people tested.**

Reporting lab	Inconclusive	Negative	Positive	Percent positive	Total
BAYA PHARMACY & URGENT CARE		2,948	1,074	27%	4,022
VENTURE MEDICAL OF FLORIDA LLC		3,708	305	8%	4,013
PHYSICIANS REGIONAL MEDICAL CENTER - PINE RIDGE RD	1	3,265	736	18%	4,002
US BIOTEK LABORATORIES	14	3,619	365	9%	3,998
PREMIER URGENT CARE OF BREVARD LLC	3	3,485	505	13%	3,993
TWIN CITIES HOSPITAL	1	3,459	495	13%	3,955
MINUTECLINIC LLC #1067		3,440	503	13%	3,943
MEMORIAL HOSPITAL- MIRAMAR	12	3,620	299	8%	3,931
MINUTECLINIC LLC		3,331	548	14%	3,879
ADVENTHEALTH PROMPT CARE	2	2,762	1,096	28%	3,860
BAYFRONT HEALTH - BROOKSVILLE		3,392	457	12%	3,849
DOCTORS TEST CENTERS		3,373	434	11%	3,807
ADVENTHEALTH CENTRA CARE		3,385	419	11%	3,804
ADVENTHEALTH CENTRA CARE COLONIAL TOWN	2	3,370	396	11%	3,768
DESOTO MEMORIAL HOSPITAL	3	3,079	676	18%	3,758
MINUTECLINIC LLC #8396		3,177	544	15%	3,721
AMELIA URGENT CARE		2,123	1,572	43%	3,695
ACCU REFERENCE MEDICAL LAB	9	2,894	774	21%	3,677
ENGLEWOOD COMMUNITY HOSPITAL		3,337	336	9%	3,673
MINUTECLINIC LLC # 0709		3,135	530	14%	3,665
BAYFRONT HEALTH - PUNTA GORDA		3,347	270	7%	3,617
CLARITY LAB SOLUTIONS LLC		3,608	4	0%	3,612
LAKESIDE MEDICAL CENTER		2,807	782	22%	3,589
SIPARADIGM LLC	52	3,286	244	7%	3,582
BAPTIST HEALTH SOUTH FLORIDA - DAVIE URGENT CARE		2,951	620	17%	3,571
BAYFRONT HEALTH - SPRING HILL		3,115	302	9%	3,417
MEDEXPRESS URGENT CARE CAPE CORAL		2,924	486	14%	3,410
MIDWAY SPECIALTY CARE CENTER DIAGNOSTICS	38	3,115	237	7%	3,390
IMMOKALEE CHD		3,155	234	7%	3,389
ALTRU DIAGNOSTICS INC	2	3,225	158	5%	3,385
BAPTIST HEALTH SOUTH FLORIDA - WESTON URGENT CARE		2,962	404	12%	3,366
ADVENTIST HEALTH SYSTEMS SUNBELT IN DBA		2,995	364	11%	3,359
PHARMCO RX	2	3,058	236	7%	3,296
BARTOW REGIONAL MEDICAL CENTER	1	2,751	524	16%	3,276
HOLMES REG MED CENTER CLINICAL LAB		2,812	450	14%	3,262
HEALTH FIRST ADVENTHEALTH CENTRA CARE COCOA		2,938	307	9%	3,245
QUICK CARE MED PL	2	2,608	624	19%	3,234
HIGHLANDS REGIONAL MEDICAL CENTER		2,508	724	22%	3,232
MINUTE CLINIC LLC		2,758	411	13%	3,169
BAPTIST HEALTH URGENT CARE AT SAWGRASS		2,648	521	16%	3,169
PRECISION HEALTH SOLUTIONS		2,988	169	5%	3,157
BAPTIST HEALTH SOUTH FLORIDA - BRICKELL URGENT CARE		2,578	527	17%	3,105
MINUTECLINIC LLC #3631		2,633	470	15%	3,103
MC DIAGNOSTIC OF CONNECTICUT, PC #2220		2,642	434	14%	3,076
BRASHEAR'S VITAL CARE CORP		2,428	645	21%	3,073
HOLIDAY CVS LLC DBA CVS PHARMACY #5154		2,984	82	3%	3,066

# COVID-19: testing by laboratory

Data through Mar 3, 2021 verified as of Mar 4, 2021 at 09:25 AM

Data in this report are provisional and subject to change.

The numbers in the table below represent the number of Florida and non-Florida residents for whom test results were received by the Department of Health. A person can be tested by more than one laboratory and can have both positive and negative results. **Therefore, the sum of the numbers in each column will be larger than the total number of people tested.**

Reporting lab	Inconclusive	Negative	Positive	Percent positive	Total
MINUTECLINIC LLC 5852		2,601	451	15%	3,052
MEDEXPRESS URGENT CARE LEHIGH ACRES		2,664	381	13%	3,045
HEALTH FIRST ADVENTHEALTH CENTRA CARE MALABAR		2,727	297	10%	3,024
SELECT LABORATORIES - MARION COUNTY, FL LLC	5	2,704	305	10%	3,014
MEDEXPRESS URGENT CARE - DELAND		2,690	317	11%	3,007
WALGREEN CO	2	2,662	334	11%	2,998
WELLINGTON REGIONAL MEDICAL CENTER		2,704	272	9%	2,976
PROHEALTH	3	1,418	1,543	52%	2,964
MINUTECLINIC LLC #3463		2,473	477	16%	2,950
ADVENTHEALTH CENTRA CARE KIDS LAKE MARY		2,720	217	7%	2,937
VETERANS AFFAIRS MEDICAL CENTER - ORLANDO	1	1,343	1,577	54%	2,921
MINUTECLINIC LLC #5249		2,303	596	21%	2,899
ADVENT HEALTH CENTRA CARE -WINTER PARK KIDS URGENT CARE	4	2,631	251	9%	2,886
STONE CLINICAL LABORATORIES		2,790	96	3%	2,886
WALGREENS ORLANDO	3	2,536	340	12%	2,879
PRIMEHEALTH URGENT CARE INC		2,471	404	14%	2,875
VERILY LIFE SCIENCES		2,833	31	1%	2,864
MEMORIAL HOSPITAL PEMBROKE	3	2,523	338	12%	2,864
MINUTECLINIC LLC #5253		2,370	484	17%	2,854
BMCT Molecular Diagnostics Subsection		2,342	497	18%	2,839
CARENOW URGENT CARE		1,717	1,091	39%	2,808
ADVENT HEALTH - NEW SMYRNA		2,239	562	20%	2,801
MEDONE PLLC		2,108	685	25%	2,793
BAPTIST HEALTH - CLAY		2,361	377	14%	2,738
MARINERS HOSPITAL		2,455	264	10%	2,719
LEE DAVIS COMMUNITY RESOURCE CENTER		2,359	359	13%	2,718
NXGEN MDX LLC	4	2,420	294	11%	2,718
ACCESS POINT HEALTHCARE URGENT & PRIMARY CARE	2	2,050	666	25%	2,718
BAPTIST HEALTH EMERGENCY CENTER COUNTRY WALK	1	2,283	429	16%	2,713
CITRUS MEMORIAL HOSPITAL LABORATORY		2,248	460	17%	2,708
MARION E FETHER MEDICAL CENTER, THE		2,477	223	8%	2,700
PARAMOUNT URGENT CARE INC		943	1,752	65%	2,695
GESSLER CLINIC	2	1,796	884	33%	2,682
BLUE MED CONSULTANTS		2,571	107	4%	2,678
MINUTECLINIC LLC #5190		2,219	443	17%	2,662
SCION LAB SERVICES LLC	24	2,424	198	7%	2,646
EMERALD COAST URGENT CARE, LLC	1	1,968	660	25%	2,629
MINUTECLINIC LLC #4415		2,210	417	16%	2,627
MEDEXPRESS URGENT CARE - VERO BEACH		2,278	342	13%	2,620
MINUTECLINIC LLC #5854		2,203	415	16%	2,618
SACRED HEART HEALTH SYSTEM, INC	1	1,754	856	33%	2,611
BAPTIST HEALTHCARE - GULF BREEZE HOSPITAL	3	2,157	450	17%	2,610
PARAMOUNT URGENT CARE - ORLANDO		1,702	891	34%	2,593
ADVENT HEALTH - OCALA		2,124	447	17%	2,571
MEDEXPRESS FORT MYERS		2,238	313	12%	2,551
CELESTA MEDICAL SERVICES LLC DBA - AMERICAN RESEARCH LABS		2,322	227	9%	2,549

# COVID-19: testing by laboratory

Data through Mar 3, 2021 verified as of Mar 4, 2021 at 09:25 AM

Data in this report are provisional and subject to change.

The numbers in the table below represent the number of Florida and non-Florida residents for whom test results were received by the Department of Health. A person can be tested by more than one laboratory and can have both positive and negative results. **Therefore, the sum of the numbers in each column will be larger than the total number of people tested.**

Reporting lab	Inconclusive	Negative	Positive	Percent positive	Total
PARAMOUNT URGENT CARE - OVIEDO		1,722	800	32%	2,522
MEDEXPRESS URGENT CARE CORAL SPRINGS		2,266	254	10%	2,520
BAPTIST HEALTH - OAKLEAF		2,076	435	17%	2,511
LOWER KEYS MEDICAL CENTER		2,226	257	10%	2,483
EMERALD COAST URGENT CARE LLC		1,804	654	27%	2,458
ADVENTHEALTH CENTRA CARE CONWAY		2,064	365	15%	2,429
MINUTECLINIC LLC #3662		2,064	362	15%	2,426
BAPTIST HEALTH SOUTH FLORIDA - MIAMI BEACH URGENT CARE		2,065	346	14%	2,411
COMMUNITY HEALTH NORTHWEST FLORIDA	4	1,856	549	23%	2,409
MINUTECLINIC, LLC #4015		1,846	549	23%	2,395
MINUTECLINIC LLC #7886		2,071	321	13%	2,392
MEDEXPRESS URGENT CARE - CLEWISTON		1,982	385	16%	2,367
MINUTECLINIC LLC #5214		2,023	327	14%	2,350
PHYSICIANS STAT LAB	3	1,066	1,272	54%	2,341
MINUTECLINIC LLC #7887		2,054	263	11%	2,317
LEE HEALTH - COCONUT POINT CLINICAL LAB	2	1,872	433	19%	2,307
PHYSICIAN ASSOCIATES		2,068	237	10%	2,305
MINUTECLINIC LLC #1771		1,932	370	16%	2,302
MINUTECLINIC LLC # 3930		1,957	324	14%	2,281
MINUTECLINIC LLC # 0514		2,013	267	12%	2,280
BAY MEDICAL CENTER SACRED HEART HEALTH SYSTEM		1,720	554	24%	2,274
MINUTECLINIC LLC #4458		1,842	419	19%	2,261
DONALD W ROBERTSON DO PA		1,744	496	22%	2,240
PHYSICIANS REGIONAL MEDICAL CENTER - COLLIER BLVD	1	1,526	709	32%	2,236
DR G'S URGENT CARE		1,944	291	13%	2,235
PRIMEHEALTH URGENT CARE	1	1,865	361	16%	2,227
MINUTECLINIC LLC #1055		1,783	442	20%	2,225
MINUTECLINIC LLC #3814		1,868	355	16%	2,223
AMELIA EXPRESS CARE LLC	10	1,889	308	14%	2,207
MINUTECLINIC LLC #7225		1,883	303	14%	2,186
MINUTECLINIC LLC # 3686		1,860	306	14%	2,166
FLORIDA MEDICAL CLINIC	3	999	1,157	54%	2,159
MINUTECLINIC LLC #3003		1,712	443	21%	2,155
PATIENTS FIRST - THOMASVILLE ROAD		1,899	255	12%	2,154
MINUTECLINIC LLC #3705		1,881	272	13%	2,153
MEDEXPRESS URGENT CARE BOCA RATON		1,969	179	8%	2,148
MINUTECLINIC, LLC #3204		1,763	357	17%	2,120
TAMPA COMMUNITY HOSPITAL		1,796	317	15%	2,113
ASCENSION SACRED HEART - GULF		1,590	514	24%	2,104
MINUTECLINIC LLC #7973		1,825	276	13%	2,101
MINUTECLINIC LLC #5069		1,731	362	17%	2,093
ASSOCIATED PATHOLOGISTS, LLC	3	1,712	377	18%	2,092
MINUTECLINIC LLC #3291		1,827	261	13%	2,088
WHOLE FAMILY HEALTH CENTER INC		1,738	350	17%	2,088
ADVENT HEALTH - DADE CITY		1,817	260	13%	2,077
MINUTECLINIC LLC #3257		1,703	358	17%	2,061

# COVID-19: testing by laboratory

Data through Mar 3, 2021 verified as of Mar 4, 2021 at 09:25 AM

Data in this report are provisional and subject to change.

The numbers in the table below represent the number of Florida and non-Florida residents for whom test results were received by the Department of Health. A person can be tested by more than one laboratory and can have both positive and negative results. **Therefore, the sum of the numbers in each column will be larger than the total number of people tested.**

Reporting lab	Inconclusive	Negative	Positive	Percent positive	Total
UNIVERSITY OF NORTH FLORIDA STUDENT HEALTH		1,989	66	3%	2,055
BOND URGENT CARE LLC		1,528	524	26%	2,052
KEYS AHEC SCHOOL MEDICAL CLINIC	13	1,899	117	6%	2,029
INTELEX LABS, LLC		1,962	63	3%	2,025
FLOWERS HOSPITAL		1,820	188	9%	2,008
ADVENTHEALTH CENTRA CARE WINTER HAVEN	1	1,290	713	36%	2,004
AFC PHYSICIANS OF FLORIDA		1,512	492	25%	2,004
MINUTECLINIC LLC # 7933		1,751	248	12%	1,999
PARRISH MEDICAL CENTER	1	1,735	249	13%	1,985
MINUTECLINIC, LLC (CLINIC 10699)		1,715	269	14%	1,984
JUPITER MEDICAL CENTER URGENT CARE		1,510	466	24%	1,976
MINUTECLINIC LLC #7173		1,732	243	12%	1,975
MINUTECLINIC, LLC #5817		1,622	352	18%	1,974
CHARLES AIESI CONSULTING INC	8	1,738	226	11%	1,972
MINUTECLINIC LLC #3748		1,582	389	20%	1,971
BAYFRONTVENICEREGIONAL		1,883	84	4%	1,967
DOC SMILEY'S URGENT CARE		1,706	247	13%	1,953
MINUTECLINIC LLC #5924		1,647	287	15%	1,934
MEDIQUICK URGENT CARE CENTERS INC		1,395	533	28%	1,928
GENUS3		1,849	72	4%	1,921
EMERGENCY PHYSICIANS MEDICAL CENTER		873	1,047	55%	1,920
MINUTECLINIC LLC #4024		1,645	273	14%	1,918
MINUTECLINIC LLC #5216		1,642	271	14%	1,913
MINUTECLINIC LLC #3255		1,645	268	14%	1,913
JACKSON HOSPITAL CLINICAL LABORATORY		1,630	281	15%	1,911
MINUTECLINIC LLC #3654		1,572	321	17%	1,893
MINUTECLINIC LLC #4612		1,504	388	21%	1,892
MEDFAST URGENT CARE CENTERS LLC		564	1,325	70%	1,889
CAREFAST+	1	1,173	706	38%	1,880
EXACT SCIENCES LABORATORIES, LLC		1,679	193	10%	1,872
NCHMD INC		1,566	303	16%	1,869
MINUTECLINIC LLC # 3579		1,590	274	15%	1,864
JOHNS HOPKINS ALL CHILDREN'S HOSPITAL		1,766	97	5%	1,863
MEDEXPRESS PORT CHARLOTTE		1,695	167	9%	1,862
MINUTECLINIC LLC #3648		1,496	356	19%	1,852
LAKE WALES MEDICAL CENTER INC		1,596	242	13%	1,838
PENSACOLA PEDIATRICS PA	1	1,666	167	9%	1,834
MINUTECLINIC LLC #3285		1,578	243	13%	1,821
NCH NORTHEAST	7	1,404	398	22%	1,809
MARTIN HEALTH SYSTEM - ST LUCIE WEST		1,638	169	9%	1,807
HEALTH CARE DISTRICT OF PALM BEACH COUNTY	1	1,613	190	11%	1,804
AFC PHYSICIANS OF FLORIDA PA		1,343	451	25%	1,794
MINUTECLINIC LLC #3635		1,554	234	13%	1,788
PHYSICIANS PRIMARY CARE	2	1,561	225	13%	1,788
MINI ER WATERFORD LAKES, THE		1,519	256	14%	1,775
MINUTECLINIC LLC #1807		1,489	282	16%	1,771

# COVID-19: testing by laboratory

Data through Mar 3, 2021 verified as of Mar 4, 2021 at 09:25 AM

Data in this report are provisional and subject to change.

The numbers in the table below represent the number of Florida and non-Florida residents for whom test results were received by the Department of Health. A person can be tested by more than one laboratory and can have both positive and negative results. **Therefore, the sum of the numbers in each column will be larger than the total number of people tested.**

Reporting lab	Inconclusive	Negative	Positive	Percent positive	Total
DOC SMILEYS URGENT CARE LLC		1,439	329	19%	1,768
BARDMOOR LABORATORY	9	1,500	257	15%	1,766
MINUTECLINIC LLC #4201		1,537	217	12%	1,754
Community_Health		1,533	199	11%	1,732
MINUTECLINIC LLC #1821		1,544	170	10%	1,714
RIVER TOWN DIAGNOSTIC LLC		1,435	278	16%	1,713
JW PLASTIC SURGERY		1,449	244	14%	1,693
IGENOMIX USA LLC	47	1,482	157	9%	1,686
SPARROW HEALTHCARE	2	1,432	252	15%	1,686
NEIGHBORHOOD MEDICAL CENTER INC	17	1,481	178	11%	1,676
LITTLE PINE PEDIATRICS	1	1,395	268	16%	1,664
NORTH SHORE LONG ISLAND JEWISH HEALTH	1	1,568	80	5%	1,649
MINUTECLINIC LLC #476		1,419	226	14%	1,645
OPTUM LABS LLC	1	1,471	168	10%	1,640
LABORATORY SPECIALISTS OF MICHIGAN		1,353	282	17%	1,635
MEDIPATH LLC		1,308	320	20%	1,628
GENESIS LABORATORY MANAGEMENT	14	1,371	228	14%	1,613
CORE DIAGNOSTIC LABORATORIES LLC	11	1,342	257	16%	1,610
LABTECH DIAGNOSTIC		1,322	285	18%	1,607
MINUTECLINIC LLC #8381		1,381	225	14%	1,606
ELLENTON URGENT CARE		1,361	234	15%	1,595
OPTEO LABORATORY		1,560	34	2%	1,594
MINUTECLINIC LLC #1350		1,364	221	14%	1,585
KETAMINE HEALTH CENTERS LLC		1,450	133	8%	1,583
BAPTIST HEALTH EMERGENCY CENTER AT WEST CORAL WAY		1,238	336	21%	1,574
SHELL POINT NURSING PAVILION	1	1,500	71	5%	1,572
MELBOURNE MEDICAL LABORATORY	2	1,365	202	13%	1,569
BAYFRONT HEALTH - CITRUS HILLS		1,350	211	14%	1,561
MINUTECLINIC LLC #6007		1,346	210	13%	1,556
ASSURANCE SCIENTIFIC LABORATORIES	1	1,259	283	18%	1,543
FIU-HEALTH AUXILIARY LABORATORY	6	1,424	89	6%	1,519
MINUTECLINIC LLC #3637		1,194	322	21%	1,516
MINUTECLINIC, LLC # 4469		1,281	221	15%	1,502
WHITE WILSON MEDICAL CENTER		192	1,309	87%	1,501
BAPTIST HEALTH SOUTH FLORIDA - COUNTRY WALK URGENT CARE EXPRESS		1,260	224	15%	1,484
MINUTECLINIC LLC #3236		1,257	214	15%	1,471
ADVANCE MEDICAL OF NAPLES		326	1,124	78%	1,450
MINUTECLINIC, LLC #3245		1,156	282	20%	1,438
UHEALTH DEERFIELD BEACH/UMSYLVESTER DEERFIELD BEACH LABORATORY	3	1,380	55	4%	1,438
STEWART ROCKLEDGE HOSPITAL	1	1,207	224	16%	1,432
BIOCERNA LLC	9	1,254	164	11%	1,427
ED FRASER MEMORIAL HOSPITAL		1,183	243	17%	1,426
PATIENTS CHOICE LABORATORIES		831	592	42%	1,423
MINUTECLINIC LLC #1815		1,245	175	12%	1,420
GENOME LLC	2	1,289	106	8%	1,397
ARCPPOINT LABS		848	545	39%	1,393

# COVID-19: testing by laboratory

Data through Mar 3, 2021 verified as of Mar 4, 2021 at 09:25 AM

Data in this report are provisional and subject to change.

The numbers in the table below represent the number of Florida and non-Florida residents for whom test results were received by the Department of Health. A person can be tested by more than one laboratory and can have both positive and negative results. **Therefore, the sum of the numbers in each column will be larger than the total number of people tested.**

Reporting lab	Inconclusive	Negative	Positive	Percent positive	Total
COASTAL LABORATORIES	1	1,104	287	21%	1,392
MINUTECLINIC LLC #5157		1,198	184	13%	1,382
MEDEXPRESS URGENT CARE - JAX ATLANTIC BLVD		1,178	200	15%	1,378
PROJECT HEALTH, INC SUMTERVILLE	5	1,125	245	18%	1,375
FLORIDA DEPARTMENT OF HEALTH IN POLK COUNTY	2	1,062	303	22%	1,367
UNIVERSITY OF ALABAMA AT BIRMINGHAM		1,323	40	3%	1,363
BAPTIST HEALTH SOUTH FLORIDA - KEY BISCANE URGENT CARE EXPRESS		1,195	165	12%	1,360
ASCENSION ST VINCENT'S - SOUTHSIDE		1,309	49	4%	1,358
TEMPUS CLINICAL LABORATORY	10	1,187	148	11%	1,345
PEDIATRIC HEALTH CARE ALLIANCE - NORTHDAL		1,225	116	9%	1,341
BAPTIST HEALTHCARE - JAY HOSPITAL	1	974	366	27%	1,341
EUROFINS NTD, LLC		1,290	44	3%	1,334
LAKELAND REGIONAL HEALTH PABLO		1,148	179	13%	1,327
MINUTECLINIC LLC #214		1,138	188	14%	1,326
AMELIA EXPRESS CARE	1	715	595	45%	1,311
TREASURE COAST MEDICAL ASSOCIATES INC		747	564	43%	1,311
PARAMOUNT URGENT CARE VILLAGES		912	391	30%	1,303
SMA LAB	9	1,143	149	11%	1,301
UHEALTH CLINIC AT WALGREENS		1,044	249	19%	1,293
NYU HOSPITALS CENTER CLINICAL LABORATORIES		1,248	42	3%	1,290
ADVANCED MEDICAL OF NAPLES LLC		1,126	153	12%	1,279
VRL EUROFINS		1,227	36	3%	1,263
FIRST QUALITY LABORATORY		1,173	82	7%	1,255
TOM LEE COMMUNITY HEALTH CENTER		826	419	34%	1,245
OPTUMCARE FLORIDA LLC		987	246	20%	1,233
VAVA PARTNERS LLC		440	791	64%	1,231
APALACHEE CORRECTIONAL INSTITUTION EAST UNIT		1,200	26	2%	1,226
HOLIDAY CVS LLC DBA CVSPHARMACY #5155		1,168	56	5%	1,224
CAREMED CLINIC LLC	1	954	267	22%	1,222
CLINICORE		1,124	91	7%	1,215
ACCESS MEDICAL LABS		746	448	38%	1,194
PATIENTS FIRST LAKE ELLA MEDICAL CENTER		1,055	138	12%	1,193
XPRESS URGENT CARE	4	1,008	180	15%	1,192
PREMIER MEDICAL	1	1,097	94	8%	1,192
ST ANNES NURSING CENTER		1,166	25	2%	1,191
PROHEALTH MEDICAL CLINIC		576	610	51%	1,186
READY RESPONDERS FLORIDA, PLLC		1,023	160	14%	1,183
ER QUICKCARE PL		1,000	171	15%	1,171
SOLARIS HEALTHCARE PALATKA		1,063	104	9%	1,167
STAGEZERO LIFE SCIENCES INC	3	1,061	99	9%	1,163
VITRO MOLECULAR LABORATORIES	43	1,043	74	6%	1,160
NORTH FLORIDA PEDIATRICS-TALLAHASSEE	1	1,050	98	9%	1,149
PALM BAY HOSPITAL CLINICAL LABORATORY		799	346	30%	1,145
EPN URGENT CARE NAPLES	2	773	366	32%	1,141
PARAMOUNT URGENT CARE - CLERMONT		686	449	40%	1,135
ADVANCED DIAGNOSTIC LABORATORY		1,086	47	4%	1,133

# COVID-19: testing by laboratory

Data through Mar 3, 2021 verified as of Mar 4, 2021 at 09:25 AM

Data in this report are provisional and subject to change.

The numbers in the table below represent the number of Florida and non-Florida residents for whom test results were received by the Department of Health. A person can be tested by more than one laboratory and can have both positive and negative results. **Therefore, the sum of the numbers in each column will be larger than the total number of people tested.**

Reporting lab	Inconclusive	Negative	Positive	Percent positive	Total
CAPSTONE HEALTHCARE		802	330	29%	1,132
LAB24 INC	3	462	667	59%	1,132
MEDICAL CONSULTANTS OF FLORIDA, LLC	1	942	183	16%	1,126
VERITAS GENETICS	61	942	119	11%	1,122
COASTAL PEDIATRIC GROUP		962	151	14%	1,113
PROFESSIONAL HEALTH EXAMINERS DBA PROHEALTH	1	894	211	19%	1,106
MINUTECLINIC LLC #8927		935	171	15%	1,106
PALM HARBOR PHARMACY		955	148	13%	1,103
XYZ LABORATORY	8	942	146	13%	1,096
MYTEST DIAGNOSTICS		1,027	62	6%	1,089
NAPLES URGENT CARE	1	694	394	36%	1,089
STEWART REFERENCE LABORATORY	1	595	481	45%	1,077
MIAMI JEWISH HEALTH SYSTEMS		1,014	58	5%	1,072
ADDICTION LABS OF AMERICA	3	991	75	7%	1,069
MINUTECLINIC LLC #5187		933	131	12%	1,064
RAINBOW RIVER MEDICAL LABORATORY		977	83	8%	1,060
HENDRY REGIONAL MEDICAL CENTER CLINICAL LABORATORY		809	248	23%	1,057
ARCPPOINT LABS OF CORAL SPRINGS FL		949	104	10%	1,053
SUNRISE URGENT CARE ASSOCIATES LLC D/B/A	6	666	378	36%	1,050
NORTH FLORIDA PEDIATRICS - LAKE CITY		839	208	20%	1,047
ST PETERSBURG PEDIATRICS	1	919	104	10%	1,024
PRIMARY CARE OF THE TREASURE COAST		885	131	13%	1,016
FLAGLER HOSPITAL LABORATORY	8	36	967	96%	1,011
MINUTECLINIC LLC		888	120	12%	1,008
VERITOR		850	151	15%	1,001
GENEIQ		947	53	5%	1,000
PROJECT HEALTH INC	4	840	151	15%	995
LAKELAND REGIONAL HEALTH - PWC/OB		36	954	96%	990
INNOVATIVE TRANSFUSION MEDICINE, INC	10	838	135	14%	983
BROWNWOOD CARE CENTER		853	128	13%	981
PROFESSIONAL HEALTH EXAMINERS		837	144	15%	981
LENCO MEDICAL LABORATORY		928	46	5%	974
ADVENTHEALTH CENTRA CARE TRINITY		842	126	13%	968
CAREFAST MURABELLA		501	459	48%	960
USF MORSANI CENTER FOR ADVANCED HEALTH CARE		840	111	12%	951
CARENOW URGENT CARE - FORT PIERCE		654	289	31%	943
PRIMARY CARE SOUTH INC		553	383	41%	936
MINUTECLINIC, LLC DBA MINUTECLINIC #4717		895	38	4%	933
VRL EUROFINIS - DALLAS		913	13	1%	926
PHAROS HEALTH		687	239	26%	926
GENE TOX WORLDWIDE	60	736	125	14%	921
HISTOPATHOLOGY SERVICES, LLC		815	104	11%	919
LPG COCONUT POINT		762	157	17%	919
INTEGRITY LABORATORIES, LLC	4	750	164	18%	918
TYNDALL AIR FORCE BASE		713	203	22%	916
ABSOLUTE GENOMICS	1	738	172	19%	911

# COVID-19: testing by laboratory

Data through Mar 3, 2021 verified as of Mar 4, 2021 at 09:25 AM

Data in this report are provisional and subject to change.

The numbers in the table below represent the number of Florida and non-Florida residents for whom test results were received by the Department of Health. A person can be tested by more than one laboratory and can have both positive and negative results. **Therefore, the sum of the numbers in each column will be larger than the total number of people tested.**

Reporting lab	Inconclusive	Negative	Positive	Percent positive	Total
BIO-TECH CLINICAL LABORATORIES INC		775	129	14%	904
THE HEALTH CENTER OF PLANT CITY		833	71	8%	904
FAST TRACK URGENT CARE CENTER		4	896	100%	900
NORTH FLORIDA PEDIATRICS PA - SUWANNEE	3	766	125	14%	894
TACACHALE CLINICAL LABORATORY	1	842	47	5%	890
CATALYST WALK IN CLINIC		703	184	21%	887
PEDIATRICS OF CENTRAL FLORIDA PA	20	813	48	5%	881
UNIVERSITY OF WEST FLORIDA STUDENT HEALTH SERVICES	1	757	121	14%	879
GROWING TOGETHER PEDIATRICS LLC		819	55	6%	874
FISHERMENS HOSPITAL CLINICAL LAB		790	78	9%	868
INTERLACHEN PEDIATRICS		832	32	4%	864
C.W. BILL YOUNG VA MEDICAL CENTER	1	21	836	97%	858
LEE COUNTY EMERGENCY MEDICAL SERVICE	1	734	112	13%	847
COVANCE CLINICAL RESEARCH UNIT INC		821	23	3%	844
BAPTIST HEALTH - MD ANDERSON CANCER CENTER		838	5	1%	843
VA PAIN CLINIC	4	800	31	4%	835
INTERLACHEN PEDIATRICS PA		796	38	5%	834
QUICK CARE MED		627	204	25%	831
CREEKSIDE CARE CENTER	1	681	139	17%	821
DEPARTMENT OF CLINICAL LABS		801	18	2%	819
FLORIDA HOSPITAL ORLANDO		743	74	9%	817
NORTH FLORIDA PEDIATRICS PA	2	702	111	14%	815
ADVENTHEALTH EXPRESS CARE AT WALGREENS		711	103	13%	814
EAST LAKE PEDIATRICS		705	107	13%	812
MOLECULAR TESTING LABS		758	53	7%	811
ASAP LABS LLC	7	666	138	17%	811
ASCENSION ST VINCENT'S - CLAY		775	35	4%	810
CAPE CANAVERAL HOSPITAL		551	259	32%	810
CONSULATE HEALTH CARE OF NEW PORT RICHEY	2	681	123	15%	806
WOODLANDS MEDICAL SPECIALISTS		545	258	32%	803
POINT OF CARE TESTING	1	116	684	85%	801
NITE LITE PEDIATRICS		234	564	71%	798
PENSACOLA PEDIATRICS	2	555	234	30%	791
NORTH VISTA HOSPITAL LABORATORY		670	120	15%	790
COASTAL PHYSICIANS, LLC		636	154	19%	790
CVS HEALTH		611	173	22%	784
NORTH OKALOOSA MEDICAL CENTER		455	328	42%	783
DYNIX DIAGNOSTICS	2	525	255	33%	782
NORTH SHORE LIJ URGENT CARE PC		731	46	6%	777
HALIFAX MEDICAL CENTER-PORT ORANGE LAB		661	110	14%	771
REDI MED LLC		616	154	20%	770
NONE		308	461	60%	769
FAMILY HEALTH CENTERS OF SWF LABS	2	677	84	11%	763
MACDILL AIR FORCE BASE		712	51	7%	763
Tampa Lakes Health and Rehabilitation Center	2	690	70	9%	762
VITAS HEALTHCARE CORPORATION OF FLA	1	750	5	1%	756

# COVID-19: testing by laboratory

Data through Mar 3, 2021 verified as of Mar 4, 2021 at 09:25 AM

Data in this report are provisional and subject to change.

The numbers in the table below represent the number of Florida and non-Florida residents for whom test results were received by the Department of Health. A person can be tested by more than one laboratory and can have both positive and negative results. **Therefore, the sum of the numbers in each column will be larger than the total number of people tested.**

Reporting lab	Inconclusive	Negative	Positive	Percent positive	Total
SPECTOR SCIENTIFIC LAB	1	268	487	64%	756
PRIMARY CARE SERVICES AT INDIAN RIVER ESTATES		732	23	3%	755
CRUCIAL CARE EMERGENCY MEDICINE DOCTORS		596	156	21%	752
NORTHEAST FLORIDA NEUROLOGY CLINICS, INC		637	113	15%	750
CHILDRENS MEDICAL ASSOCIATION		683	66	9%	749
VENICE REGIONAL BAYFRONT HEALTH (PULMONARY)		637	108	14%	745
MIDWAY SPECIALLY CARE CENTER		520	221	30%	741
JACKSONVILLE BEACH PEDIATRIC CARE CENTER □		678	63	9%	741
SANTA ROSA MEDICAL GROUP		575	161	22%	736
LOOP PEDIATRICS PA	3	617	115	16%	735
NCHMD, INC SOUTHEAST IMMEDIATE CARE		566	166	23%	732
Victoria Nursing and Rehabilitation Center		677	53	7%	730
ADVENT HEALTH LAB - ORLANDO		433	296	41%	729
ANY LAB TEST NOW	1	488	240	33%	729
CARE ONE OF FLORIDA LLC		486	240	33%	726
SOLARIS HEALTHCARE CHARLOTTE HARBOR		671	47	7%	718
DISNEY COVID TEST SITE		703	12	2%	715
CLINICAL PATHOLOGY LABS INC		643	71	10%	714
KENDALL HEALTHCARE PROPERTIES DBA	2	678	27	4%	707
DOCTOR'S MEMORIAL HOSPITAL		544	162	23%	706
LIFE CARE CENTER OF NEW PORT RICHEY		672	33	5%	705
PRIMARY CARE SERVICES AT ST ANDREWS ESTATES		703			703
ORLANDO HEALTH AND REHAB CENTER		657	43	6%	700
CALHOUN LIBERTY HOSPITAL		545	153	22%	698
PALM GARDEN OF PORT SAINT LUCIE		689	9	1%	698
PALACE NURSING HOME & REHAB CENTER		660	36	5%	696
WILLOWBROOKE COURT AT EDGEWATER POINTE ESTATES		685	9	1%	694
Crestview Rehabilitation Center	5	559	128	18%	692
PREMIER MEDICAL LABORATORY SERVICES	2	463	225	33%	690
AMERICAN MEDICAL RESPONSE		683	7	1%	690
24 HOUR PEDIATRIC CARE CENTER	1	639	49	7%	689
TELESCOPE HEALTH LLC	3	572	112	16%	687
PHYSICIANS STAT LAB INC		593	85	13%	678
NCH HEALTHCARE SYSTEM MICROBIOLOGY LAB		2	674	100%	676
NORTH FLORIDA MEDICAL GROUP		531	143	21%	674
POINT WASHINGTON MEDICAL CLINIC	1	474	199	30%	674
GRAND COURT TAMPA		669	4	1%	673
MINI ER ADULT AND PEDIATRIC URGENT CARE		574	98	15%	672
CENTRAL FLORIDA HEALTH CARE INC		565	106	16%	671
FAU		607	60	9%	667
MEDICAL FP - WHOLE FAMILY HEALTH CENTER		543	120	18%	663
EAST LAKE PEDIATRICS PA		601	61	9%	662
HEALTH CENTRAL CLINICAL LABORATORY		605	56	8%	661
AMERICAN FAMILY CARE PENSACOLA WEST		127	533	81%	660
TREE HOUSE PEDIATRICS PLLC		591	67	10%	658
POINT OF CARE TESTING SITE		630	24	4%	654

# COVID-19: testing by laboratory

Data through Mar 3, 2021 verified as of Mar 4, 2021 at 09:25 AM

Data in this report are provisional and subject to change.

The numbers in the table below represent the number of Florida and non-Florida residents for whom test results were received by the Department of Health. A person can be tested by more than one laboratory and can have both positive and negative results. **Therefore, the sum of the numbers in each column will be larger than the total number of people tested.**

Reporting lab	Inconclusive	Negative	Positive	Percent positive	Total
BOND AND STEELE CLINIC PA		464	190	29%	654
GULF COAST MOLECULAR LABORATORIES	13	536	102	16%	651
ETHOS WELLNESS PHARMACY		607	43	7%	650
MAVERICK LABS		460	188	29%	648
MAIN STREET MEDICAL CENTER		128	518	80%	646
ADVENTHEALTH MEDICAL GROUP PROMPT CARE		463	183	28%	646
GOLDEN GATE FAMILY CLINIC		203	443	69%	646
FLAGLER COUNTY HEALTH DEPARTMENT	3	500	142	22%	645
LIFE CARE CENTER OF PENSACOLA		596	49	8%	645
GULF COAST VILLAGE		614	30	5%	644
MANOR PINES CONVALESCENT CENTER LLC	1	621	21	3%	643
FLORIDA GULF COAST UNIVERSITY		462	181	28%	643
JOHN KNOX VILLAGE HEALTH CENTER		620	21	3%	641
MOUNT SINAI LABORATORY		607	29	5%	636
VIERA HOSPITAL, INC		500	136	21%	636
AMERICAN SCIENTIFIC LABORATORIES LLC		628	5	1%	633
ST JOHN'S NURSING CENTER		611	21	3%	632
PALM GARDEN OF VERO BEACH		588	40	6%	628
VETERANS AFFAIRS MEDICAL CENTER	1	40	586	93%	627
PEBBLEBROOK PHARMACY	1	519	106	17%	626
LIFE CARE CENTER OF ORANGE PARK		591	30	5%	621
MID-FLORIDA PATHOLOGY		465	147	24%	612
ORANGE BLOSSOM FAMILY HEALTH		584	27	4%	611
HOLY CROSS HOSPITAL		12	598	98%	610
SEBASTIAN RIVER MEDICAL CENTER	2	440	163	27%	605
HOLMES REGIONAL MEDICAL CENTER		5	600	99%	605
CLEWISTON NURSING AND REHABILITATION CENTER		592	12	2%	604
SPRING HILL HEALTH AND REHABILITATION CENTER		580	24	4%	604
PATIENTS FIRST - MAHAN DRIVE		164	436	73%	600
LIFE CARE CENTER OF HILLIARD		578	22	4%	600
THE PRESERVE		591	9	2%	600
GOLDEN GLADES NURSING & REHABILITATION CTR		583	16	3%	599
ENCOMPASS HEALTH		584	14	2%	598
SOUTHEAST ALABAMA MEDICAL CENT		545	52	9%	597
FORT MYERS INTERNAL MEDICINE, LLC		536	61	10%	597
VETERANS AFFAIRS MEDICAL CENTER - JAMES A HALEY			597	100%	597
BOCA GRANDE HEALTH CLINIC		566	30	5%	596
EXPRESS PHARMACY		549	44	7%	593
MANOR CARE HEALTH SERVICES - FT MYERS		567	25	4%	592
BROOKDALE FORT MYERS CYPRESS LAKE		590	2	0%	592
CONSULATE HEALTHCARE OF VERO BEACH	14	492	81	14%	587
BROAD INSTITUTE CLINICAL SEQUENCING RESEARCH PLATFORM	2	554	28	5%	584
PEDIATRIC HEALTHCARE ALLIANCE PA		536	48	8%	584
LAB DOCTOR		511	73	13%	584
VITAS HEALTHCARE CORP OF CENTRAL FL		561	23	4%	584
MOORINGS PARK INSTITUTE, INC, THE		558	26	4%	584

# COVID-19: testing by laboratory

Data through Mar 3, 2021 verified as of Mar 4, 2021 at 09:25 AM

Data in this report are provisional and subject to change.

The numbers in the table below represent the number of Florida and non-Florida residents for whom test results were received by the Department of Health. A person can be tested by more than one laboratory and can have both positive and negative results. **Therefore, the sum of the numbers in each column will be larger than the total number of people tested.**

Reporting lab	Inconclusive	Negative	Positive	Percent positive	Total
EDEN SPRINGS NURSING AND REHAB CENTER		469	110	19%	579
SUWANNEE HEALTH AND REHABILITATION CENTER		572	5	1%	577
J AND G MEDICAL GROUP LLC		473	101	18%	574
MEDICAL VB		451	121	21%	572
TENNESSEE DOH - NASHVILLE	2	504	66	12%	572
HMA SANTA ROSA MEDICAL CENTER LLC DBA		449	122	21%	571
PEDIATRIC HEALTHCARE ALLIANCE		537	32	6%	569
THERADOC		152	417	73%	569
Fernandina Beach Rehabilitation and Nursing Center	1	547	19	3%	567
NSPIRE HEALTHCARE MIAMI LAKES	8	541	14	2%	563
CITY MEDICAL OF NEW JERSEY, PC		516	46	8%	562
AFC URGENT CARE CLEARWATER	1	123	436	78%	560
ECCOLAB GROUP	1	146	411	74%	558
SHORELINE PHYSICIAN GROUP		342	216	39%	558
MAYFLOWER ASSISTED LIVING		549	6	1%	555
BUFFALO CROSSING HEALTHCARE & REHABILITATION CTR		538	15	3%	553
EMERALD SHORES HEALTH AND REHABILITATION		455	97	18%	552
CYPRESS VILLAGE	1	527	24	4%	552
BALDOMERO LOPEZ STATE VETERANS NURSING HOME	2	546	4	1%	552
MANOR CARE NURSING CENTER OF SARASOTA FL LLC		464	87	16%	551
NEMOURS CHILDREN'S HOSPITAL		453	98	18%	551
WILLOW BROOKE COURT AT INDIAN RIVER ESTATES		507	43	8%	550
The Sands at South Beach		545	4	1%	549
EXPRESS URGENT CARE LLC		1	548	100%	549
VITAE DIAGNOSTICS		534	13	2%	547
Signature HealthCare Center of Waterford		515	30	6%	545
DAVITA LABORATORY		444	101	19%	545
COASTAL URGENT CARE		428	116	21%	544
BREVARD HEALTH ALLIANCE		295	249	46%	544
DOCTORS CENTER,THE		432	111	20%	543
CLINICAL ENTERPRISE, INC		522	20	4%	542
EMERALD COAST PEDIATRICS		531	11	2%	542
BALDWIN PEDIATRICS	1	512	28	5%	541
NCF DIAGNOSTICS & DNA TECHNOLOGIES	15	208	318	59%	541
DIAMOND RIDGE HEALTH AND REHABILITATION		508	32	6%	540
CARITHERS PEDIATRIC GROUP		492	47	9%	539
CONTINENTAL CLINICAL RESEARCH, LLC		504	34	6%	538
PALM GARDEN OF TAMPA		508	29	5%	537
VETERANS AFFAIRS MEDICAL CENTER - BAY PINES		18	518	97%	536
NCH HEALTHCARE BONITA		405	129	24%	534
CLARITY LABS		464	70	13%	534
Plantation Bay Rehabilitation Center		510	23	4%	533
CLIFFORD CHESTER SIMS STATE VETERANS		520	11	2%	531
MED FAST URGENT CARE CENTER		260	268	51%	528
MEDICAL CENTER CLINIC-IMMEDIATE CARE	1	423	104	20%	528
MEDICAL CENTER OF DELTONA, INC		437	90	17%	527

# COVID-19: testing by laboratory

Data through Mar 3, 2021 verified as of Mar 4, 2021 at 09:25 AM

Data in this report are provisional and subject to change.

The numbers in the table below represent the number of Florida and non-Florida residents for whom test results were received by the Department of Health. A person can be tested by more than one laboratory and can have both positive and negative results. **Therefore, the sum of the numbers in each column will be larger than the total number of people tested.**

Reporting lab	Inconclusive	Negative	Positive	Percent positive	Total
DOH – INDIAN RIVER		450	77	15%	527
SABAL PALMS HEALTH AND REHAB		475	50	10%	525
VILLA MARIA NURSING & REHAB CENTER INC	1	507	13	2%	521
MEDONE URGENT CARE AT ST. AUGUSTINE		133	385	74%	518
VETERANS AFFAIRS MEDICAL CENTER - GAINESVILLE		3	514	99%	517
FAMILY HEALTH CENTERS OF SOUTHWEST FLORIDA INC		445	70	14%	515
BAPTIST PRIMARY CARE	2	413	100	19%	515
AMERICA'S PHARMACY LLC		455	57	11%	512
VALENCIA HILLS HEALTH AND REHABILITATION CENTER		499	13	3%	512
MEDFAST URGENT CARE CENTERS		231	281	55%	512
GENOSUR LLC	1	501	6	1%	508
HARBOUR HEALTH CENTER		493	15	3%	508
PIONEER CLINICAL LAB LLC		411	96	19%	507
WATSON THERAPEUTICS INC		482	20	4%	502
PALMETTO FAMILY HEALTHCARE	1	317	183	37%	501
SOLARIS HEALTHCARE LAKE CITY		404	97	19%	501
JACKSON MEMORIAL PERDUE MEDICAL CENTER		477	24	5%	501
FLORIDA DEPARTMENT OF HEALTH IN CALHOUN COUNTY		378	123	25%	501
CHILDRENS MEDICAL ASSOCIATION PA		443	57	11%	500
RICARDO NAVARRO DO PA		429	70	14%	499
ENZO CLINICAL LABS INC	3	471	25	5%	499
HEARTLAND PEDIATRICS OF LAKE WALES		447	51	10%	498
CLINICAL PATHOLOGY LABS		386	111	22%	497
NEW YORK HOSPITAL LABORATORIES	1	483	12	2%	496
MEMORIAL PEMBROKE 24/7 CARE CENTER		376	119	24%	495
BOND CLINIC PA PEDIATRICS DEPT		455	40	8%	495
JACKSON MEMORIAL LONG TERM CARE CENTER		472	22	4%	494
HEALTH CENTER AT BRENTWOOD	1	449	44	9%	494
ARCPPOINTS LABS		428	65	13%	493
ASCEND CLINICAL	5	415	71	14%	491
FLORIDA DEPARTMENT OF HEALTH CLAY COUNTY	1	392	98	20%	491
Southern Oaks Care Center	1	451	37	8%	489
FOUNTAIN MANOR HEALTH AND REHAB CENTER	1	470	18	4%	489
ST CLOUD REGIONAL MEDICAL CENTER CLINICAL LAB		394	94	19%	488
PALM GARDEN OF JACKSONVILLE	2	406	80	16%	488
RIVER GARDEN HEBREW HOME FOR THE AGED		434	54	11%	488
The Manor at Blue Water Bay		426	60	12%	486
OCALA FAMILY MEDICAL CENTER INC	2	426	56	12%	484
SUSANNA WESLEY HEALTH CENTER		448	36	7%	484
THE PALACE AT HOMESTEAD	1	464	19	4%	484
HILLCREST HEALTH CARE & REHABILITATION CENTER	3	466	13	3%	482
NORTH FLORIDA RETIREMENT VILLAGE		479	2	0%	481
PALM GARDEN OF CLEARWATER		461	18	4%	479
SANDBAY URGENT CARE		384	94	20%	478
WEST GABLES HEALTH CARE CENTER		468	10	2%	478
RAINBOW PEDIATRIC CENTER PA		447	31	6%	478

# COVID-19: testing by laboratory

Data through Mar 3, 2021 verified as of Mar 4, 2021 at 09:25 AM

Data in this report are provisional and subject to change.

The numbers in the table below represent the number of Florida and non-Florida residents for whom test results were received by the Department of Health. A person can be tested by more than one laboratory and can have both positive and negative results. **Therefore, the sum of the numbers in each column will be larger than the total number of people tested.**

Reporting lab	Inconclusive	Negative	Positive	Percent positive	Total
DXTERITY DIAGNOSTICS	2	445	29	6%	476
LAUDERDALE NURSING CENTER LLC	1	455	19	4%	475
MICHAEL A MIDDLETON MD PA□		456	18	4%	474
HARTS HARBOR HEALTH CARE CENTER		452	21	4%	473
Good Samaritan Society Kissimmee Village		408	65	14%	473
FIRST CHOICE PEDIATRICS		383	89	19%	472
MANOR OAKS NURSING & REHAB CENTER	4	466	2	0%	472
CITRUS NURSING CENTER LLC		424	46	10%	470
FLO-MEDILAB SERVICES LLC		188	280	60%	468
NAVAL HOSPITAL - JACKSONVILLE		136	332	71%	468
MEDONE URGENT CARE CENTER		245	223	48%	468
CHILDRENS CLINIC WEST FLORIDA PEDIATRICS		426	41	9%	467
HOPE HOSPICE AND COMMUNITY SERVICES INC	14	436	17	4%	467
Quest Diag Unspecifd	1	316	149	32%	466
SHORE ACRES CARE CENTER		429	35	8%	464
MANOR AT CARPENTERS		436	27	6%	463
PARKLANDS FACILITY INC	4	415	42	9%	461
BROOKDALE PALMER RANCH	1	403	57	12%	461
ORLANDO HEALTH CENTER FOR REHABILITATION		448	13	3%	461
HERON POINTE HEALTH AND REHABILITATION	1	456	3	1%	460
PHYSICIANS PRIMARY CARE LAB	1	396	63	14%	460
BENTON PEDIATRICS INC		412	48	10%	460
AFC URGENT CARE FAMILY CARE			458	100%	458
FLORIDA HOSPITAL WAUCHULA		325	133	29%	458
CLARIDGE HOUSE NURSING CENTER		437	18	4%	455
WHITE-WILSON MEDICAL CENTER - FORT WALTON BEACH		436	18	4%	454
LITTLE PINE PEDIATRICS PLLC	3	392	58	13%	453
LIFE CARE CENTER OF PALM BAY□		425	27	6%	452
Williston Care Center		392	57	13%	449
UNIVERSITY OF TAMPA INC, THE		437	9	2%	446
BROWARD PARTNERSHIP	6	432	8	2%	446
AFC URGENT CARE SEMINOLE			445	100%	445
DIAMOND RIDGE HEALTH AND REHABILITATION CENTER		422	22	5%	444
Q ANSWER LAB	1	385	58	13%	444
CARENOW	2	245	197	44%	444
DBI HEALTH INC		428	15	3%	443
NORTH FLORIDA REHABILITATION & SPECIALTY CARE□		436	6	1%	442
CARE ONE OF FLORIDA	1	299	142	32%	442
Solaris HealthCare Windermere		409	32	7%	441
NEW PLANT CITY FAMILY CARE	1	236	204	46%	441
ELLENTON PEDIATRICS		423	18	4%	441
SMA SPECIALTY MEDICAL LAB		119	321	73%	440
EMERITUS AT NAPLES	2	437	1	0%	440
STEWART SEBASTIAN RIVER MEDICAL CENTER		381	55	13%	436
RESTORE HEALTH URGENT CARE		336	100	23%	436
ST ANDREWS BAY SKILLED NURSING &		374	60	14%	434

# COVID-19: testing by laboratory

Data through Mar 3, 2021 verified as of Mar 4, 2021 at 09:25 AM

Data in this report are provisional and subject to change.

The numbers in the table below represent the number of Florida and non-Florida residents for whom test results were received by the Department of Health. A person can be tested by more than one laboratory and can have both positive and negative results. **Therefore, the sum of the numbers in each column will be larger than the total number of people tested.**

Reporting lab	Inconclusive	Negative	Positive	Percent positive	Total
PALM BEACH ATLANTIC UNIVERSITY		420	14	3%	434
AFC URGENT CARE TYRONE		2	432	100%	434
NEW YORK PRESBYTERIAN - CUMC CLINICAL		416	18	4%	434
VITAS LUTHERAN TOWERS INPATIENT PROGRAM		369	64	15%	433
SOLARIS HEALTHCARE OSCEOLA		411	22	5%	433
PRO HEALTH		187	244	57%	431
GANDY CROSSING CARE CENTER	1	416	14	3%	431
RUSKIN HEALTH CENTER		266	165	38%	431
PALM GARDEN OF ORLANDO		397	33	8%	430
AVECINA MEDICAL JULINGTON	1	240	189	44%	430
FLORIDA HOSPITAL MEDICAL GROUP		267	163	38%	430
APP-UNIPATH, LLC	2	412	15	3%	429
FLORIDA DEPT OF HEALTH IN BREVARD COUNTY	3	363	63	15%	429
SIGNATURE HEALTHCARE OF BROOKWOOD GARDENS		423	6	1%	429
SEMINOLE NURSING PAVILION		421	7	2%	428
PALM GARDEN OF OCALA		330	98	23%	428
PALM GARDEN OF WINTER HAVEN	3	403	16	4%	422
Colonial Lakes Health Care		384	38	9%	422
SUNSHINE URGENT CARE LLC		275	147	35%	422
CONSULATE HEALTH CARE OF BAYONET POINT	4	410	7	2%	421
MEDIPATH		19	402	95%	421
Ocala Health and Rehabilitation Center		399	21	5%	420
Cypress Cove Care Center		320	100	24%	420
GARCIA CLINICAL LABORATORY		28	392	93%	420
Bardmoor Oaks Healthcare and Rehabilitation Center		406	11	3%	417
LEHIGH REGIONAL MEDICAL CENTER LAB		371	44	11%	415
Santa Rosa Center for Rehabilitation and Healing		346	69	17%	415
HEALTHY STEPS PEDIATRICS		366	47	11%	413
MINUTECLINIC LLC #3671		366	44	11%	410
THE PALACE MANAGEMENT - THE PALACE AT CORAL GABLES		407	3	1%	410
BROOKSVILLE HEALTHCARE CENTER LLC		395	13	3%	408
NAPLES CHILDREN'S URGENT CARE		354	52	13%	406
STARKE FAMILY MEDICAL CENTER		318	88	22%	406
STATMED OCALA	2	313	91	22%	406
TIDE LABORATORIES		362	43	11%	405
LIFEBRITE	1	210	194	48%	405
SOLARIS HEALTHCARE MERRITT ISLAND		363	41	10%	404
FLORIDA DEPARTMENT OF HEALTH		355	49	12%	404
Timberridge Center for Rehabilitation and Healing		370	34	8%	404
ABBEY DELRAY		397	5	1%	402
ORCHARD PARK HEALTH & REHABILITATION		397	5	1%	402
MINUTECLINIC LLC, #10357		400	1	0%	401
CLERMONT HEALTH AND REHABILITATION CENTER		368	32	8%	400
SOLARIS HEALTHCARE DAYTONA	2	350	46	12%	398
INDIAN RIVER CTR, LLC		346	50	13%	396
MEDSCAN LABORATORY INC	1	182	212	54%	395

# COVID-19: testing by laboratory

Data through Mar 3, 2021 verified as of Mar 4, 2021 at 09:25 AM

Data in this report are provisional and subject to change.

The numbers in the table below represent the number of Florida and non-Florida residents for whom test results were received by the Department of Health. A person can be tested by more than one laboratory and can have both positive and negative results. **Therefore, the sum of the numbers in each column will be larger than the total number of people tested.**

Reporting lab	Inconclusive	Negative	Positive	Percent positive	Total
MINI ER AND URGENT CARE		289	105	27%	394
TREASURE COAST COMMUNITY HEALTH	3	325	65	17%	393
TIDEWELL HOSPICE INC	2	383	7	2%	392
BARBER		13	376	97%	389
Manatee Springs Rehabilitation and Nursing Center		369	20	5%	389
ROLLINS COLLEGE WELLNESS CENTER		130	258	66%	388
Darcy Hall Of Life Care		375	12	3%	387
VITAS HEALTHCARE CORPORATION		382	5	1%	387
ADVENTHEALTH EXPRESS CARE AT		315	71	18%	386
PALMS OF SEBRING		352	34	9%	386
AFC URGENT CARE		68	317	82%	385
ANCIENT CITY PEDIATRICS	1	368	14	4%	383
BROOKDALE PADDOCK HILLS	2	377	2	1%	381
SOLARIS HEALTHCARE BAYONET POINT		362	16	4%	378
ADDINGTON PLACE AT WELLINGTON GREEN		368	9	2%	377
SUNLAND MARIANNA COX MEDICAL CENTER		335	42	11%	377
FLORIDA DEPARTMENT OF HEALTH IN LIBERTY COUNTY	2	280	95	25%	377
FAMILY CARE PARTNERS OF NORTHEAST FLORIDA LLC		302	74	20%	376
MAGNOLIA FAMILY URGENT CARE		337	39	10%	376
BAYA PHARMACY WEST		8	368	98%	376
AMEERAH LABS, LLC	2	291	82	22%	375
GOOD SAMARITAN CENTER		372	3	1%	375
Life Care Center of Ocala		304	69	18%	373
FAIR HAVENS CENTER, OPCO		367	6	2%	373
HENDRY REGIONAL MEDICAL CENTER		107	265	71%	372
ACCESS MEDICAL CENTER	1	344	27	7%	372
URGENT CARE BETHESDA	1	318	52	14%	371
ASSOCIATESMD MEDICAL GROUP INC		315	56	15%	371
UR MEDICINE LABS- CENTRAL LABORATORY		349	22	6%	371
BLOUNTSTOWN REHABILITATION CENTER LLC		264	106	29%	370
PENSACOLA PEDIATRICS PA - TIGER POINT	18	343	8	2%	369
ADVENT HEALTH - TAMPA		148	220	60%	368
EPN URGENT CARE		44	324	88%	368
Destin Healthcare and Rehabilitation Center	1	329	38	10%	368
Bayside Care Center	1	346	20	5%	367
TRENTON MEDICAL CENTER INC DBA PALMS MEDICAL GROUP	4	270	93	25%	367
PINES OF SARASOTA		363	4	1%	367
FHMG FLORIDA HOSPITAL MEDICAL GROUP		329	37	10%	366
VILLAGE DOCTORS OF KEYSTONE		285	81	22%	366
Stacey Health Care Centers Inc. dba Riverside Care Center		337	29	8%	366
LIFE CARE PONTE VEDRA INC		358	8	2%	366
MOOSEHAVEN HEALTH CENTER		326	38	10%	364
ORLANDO VA MEDICAL CENTER			363	100%	363
INFORM DIAGNOSTICS		353	9	2%	362
SEA BREEZE REHAB AND NURSING CENTER		353	9	2%	362
SOLARIS HEALTHCARE PARKWAY	2	340	17	5%	359

# COVID-19: testing by laboratory

Data through Mar 3, 2021 verified as of Mar 4, 2021 at 09:25 AM

Data in this report are provisional and subject to change.

The numbers in the table below represent the number of Florida and non-Florida residents for whom test results were received by the Department of Health. A person can be tested by more than one laboratory and can have both positive and negative results. **Therefore, the sum of the numbers in each column will be larger than the total number of people tested.**

Reporting lab	Inconclusive	Negative	Positive	Percent positive	Total
FG RAPID RESULTS	2	116	240	67%	358
NATIONS BEST FAMILY HEALTH CARE		179	178	50%	357
HEALTH CENTRAL PARK		291	66	18%	357
WHITE WILSON MEDICAL CENTER PA - NAVARRE		249	108	30%	357
INTERNAL MEDICINE & PEDIATRICS OF TAMPA BAY PA		301	55	15%	356
HAINES CITY REHABILITATION AND NURSING CENTER		331	24	7%	355
VETERANS AFFAIRS MEDICAL CENTER - LAKE CITY		52	303	85%	355
UNIVERSITY OF TAMPA STUDENT HEALTH AND SHC CLINICAL LABORATORY		204	150	42%	354
HEALTHWORKS MED GROUP OF FLORIDA PA	3	344	7	2%	354
DIAGNOSTIC & CLINICAL CARE SERVICES INC DBA		279	74	21%	353
MY CLINICAL LAB		224	129	37%	353
MEDFAST URGENT CARE CENTER		122	230	65%	352
MANORCARE HEALTH SERVICES - VENICE		297	55	16%	352
VILLAGE AT VIENNA SQUARE,THE□	6	329	17	5%	352
BAYSHORE DIAGNOSTICS		310	41	12%	351
CORAL BAY HEALTHCARE AND REHABILITATION	1	338	12	3%	351
SERENADES IN THE VILLAGES		298	53	15%	351
SANFORD LABORATORIES		325	26	7%	351
ADVENTHEALTH MEDICAL GROUP PROMPT CAR	1	246	102	29%	349
SIPARADIGM, DIAGNOSTIC INFORMATICS		273	76	22%	349
SUN COUNTRY PEDIATRICS PLLC	9	308	30	9%	347
ORCHARD RIDGE CARE AND REHABILITATION CENTER		328	19	5%	347
BAPTIST PRIMARY CARE, INC		319	27	8%	346
PruittHealth Panama City	1	281	64	18%	346
HEALTH DESIGNS		332	14	4%	346
ABBOTT DIAGNOSTICS		328	17	5%	345
ADVENTHEALTH EXPRESS CARE AT WALGREENS 49TH STREET		293	52	15%	345
FLORIDA HOSPITAL HEARTLAND MED CTR LAKE PLACID		257	88	26%	345
TRI-COUNTY NURSING AND REHABILITATION CENTER INC		329	15	4%	344
PALM GARDEN OF WEST PALM BEACH□	4	325	15	4%	344
Palmetto Subacute Care Center		333	11	3%	344
SIGNATURE HEALTHCARE OF NORTH FLORIDA		340	3	1%	343
NATURE COAST MEDICAL GROUP		249	93	27%	342
FLOMEDILAB		126	216	63%	342
PEDIATRIC ASSOCIATES OF OCALA PA		311	31	9%	342
ADVENT HEALTH CENTRA CARE - PALM COAST		80	261	77%	341
HARDEE MANOR HEALTH CARE CENTER	1	337	3	1%	341
FLORIDA HEART & VASCULAR MULTISPECIALTY GROUP PA		245	96	28%	341
BRISTOL AT TAMPA, THE	4	328	8	2%	340
ST PETERSBURG PEDIATRICS-PARK BLVD		308	32	9%	340
USAFSAM/PHE		174	166	49%	340
MOBILE MEDICAL ASSOCIATES PL	10	287	42	12%	339
ST PETERSBURG PEDIATRICS-SEMINOLE BLVD		275	64	19%	339
ARCPPOINT LABS OF SARASOTA MANATEE		261	78	23%	339
SELECT REFERENCE LABORATORIES, LLC	1	326	12	4%	339
PEDIATRICS BY THE SEA		327	12	4%	339

# COVID-19: testing by laboratory

Data through Mar 3, 2021 verified as of Mar 4, 2021 at 09:25 AM

Data in this report are provisional and subject to change.

The numbers in the table below represent the number of Florida and non-Florida residents for whom test results were received by the Department of Health. A person can be tested by more than one laboratory and can have both positive and negative results. **Therefore, the sum of the numbers in each column will be larger than the total number of people tested.**

Reporting lab	Inconclusive	Negative	Positive	Percent positive	Total
HARDEE COUNTY HEALTH DEPARTMENT		270	67	20%	337
CORAL TRACE HEALTH CARE	2	330	5	1%	337
Marshall Health and Rehabilitation Center		287	49	15%	336
Palm Garden of Largo		332	4	1%	336
SABAL DIRECT PRIMARY CARE, PA		278	58	17%	336
CRONOS CLINICAL LABORATORY	22	220	91	27%	333
NORTH PINELLAS STATMED QUICK QUALITY CLINICS		236	97	29%	333
VILLAGE DOCTORS FAMILY MEDICAL CENTER OF		270	63	19%	333
Bay Breeze Senior Living and Rehabilitation Center		280	53	16%	333
SPEARHEAD MEDICAL		282	50	15%	332
FAIRWAY OAKS CENTER LLC	6	320	6	2%	332
COLOR GENOMICS, INC.	2	324	6	2%	332
MANOR CARE OF BOYNTON BEACH LLC		306	24	7%	330
Life Care Center at Wells Crossing		309	19	6%	328
ATLANTIC SHORES NURSING AND REHAB CENTER	1	315	9	3%	325
CHAUTAUQUA REHABILITATION AND NURSING CENTER		316	9	3%	325
COLLIER URGENT CARE CENTERS CREEKSIDE		297	28	9%	325
PIONEER CLINICAL LAB, LLC		212	113	35%	325
KINDRED HOSPITAL	7	302	15	5%	324
MIDWAY SPECIALTY CARE CENTER	3	206	114	35%	323
DELTONA HEALTH CARE		298	24	7%	322
BAY VILLAGE OF SARASOTA INC		319	3	1%	322
ROSEWOOD HEALTH AND REHABILITATION CENTER		301	21	7%	322
KISSIMMEE FACILITY OPERATIONS LLC		298	23	7%	321
DIGNITY HEALING, LLC		306	14	4%	320
SPRINGTREE REHAB & HEALTH CARE CENTER		299	20	6%	319
ONESTOP MEDICAL AND URGENT CARE LLC		275	43	14%	318
FL HUD DESTIN, LLC D/B/A GRAND BOULEVARD HEALTH		280	38	12%	318
SILVER CREEK SENIOR LIVING COMMUNITY		312	5	2%	317
PORT SAINT LUCIE HOSPITAL		308	9	3%	317
OCEAN VIEW NURSING AND REHAB CENTER		301	16	5%	317
SPECIALTY HEALTH AND REHABILITATION CENTER		291	25	8%	316
LabCorp (Non-Interfaced)	1	124	191	60%	316
HCSO OCCUPATIONAL HEALTH AND WELLNESS CENTER		248	68	22%	316
PW WINDERMERE SUBTENANT LLC		314	1	0%	315
PruittHealth Santa Rosa		225	90	29%	315
BIOCEPT		293	22	7%	315
BONIFAY NURSING AND REHAB CENTER		285	30	10%	315
HEALTH PARK CARE CENTER		310	4	1%	314
AVANTE AT MT DORA		310	4	1%	314
GENESIS MEDICAL LABORATORY MIAMI FL.		83	230	73%	313
ST LUCIE EMPLOYEE HEALTH & WELLNESS CENTER		307	6	2%	313
KEY WEST HEALTH AND REHAB	1	304	7	2%	312
LAKE EUSTIS HEALTH AND REHABILITATION CENTER		304	7	2%	311
WELL HEALTH WORKS	1	275	35	11%	311
AVENTURA REHAB AND NURSING CENTER		301	10	3%	311

# COVID-19: testing by laboratory

Data through Mar 3, 2021 verified as of Mar 4, 2021 at 09:25 AM

Data in this report are provisional and subject to change.

The numbers in the table below represent the number of Florida and non-Florida residents for whom test results were received by the Department of Health. A person can be tested by more than one laboratory and can have both positive and negative results. **Therefore, the sum of the numbers in each column will be larger than the total number of people tested.**

Reporting lab	Inconclusive	Negative	Positive	Percent positive	Total
MEDEXPRESS LUTZ		3	308	99%	311
REHABILITATION CENTER OF LAKE CITY, THE		283	28	9%	311
ELMHURST HOSPITAL CENTER	1	284	26	8%	311
TAMARAC REHABILITATION & HEALTH CENTER		307	3	1%	310
GOOD SAMARITAN SOCIETY-DAYTONA		290	20	6%	310
THE SPRINGS AT BOCA CIEGA BAY		300	9	3%	309
AVELLINO LAB USA, INC	1	295	12	4%	308
KENNEDY PAIN CLINIC GROUP LLC		278	30	10%	308
JACKSON PLAZA NURSING & REHAB CENTER	6	295	6	2%	307
PALMS REHABILITATION AND HEALTHCARE CENTER		269	37	12%	306
SAMANTHA WILSON CARE CENTER	4	293	9	3%	306
MEDICAL CENTER AT OCEAN REEF,THE		291	15	5%	306
PHYSICIANS REGIONAL WALK-IN		185	120	39%	305
AMBULATORY SURGERY CENTER OF BOCA RATON LTD		299	4	1%	303
RIVERS FAMILY MEDICINE PA		226	77	25%	303
PEDIATRIC HEALTH CARE ALLIANCE, PA		270	32	11%	302
Life Care Center of Punta Gorda	1	287	13	4%	301
ARGO SENIOR LIVING AT HAVERHILL		283	18	6%	301
HOSPICE OF THE FLORIDA SUNCOAST,THE		298	2	1%	300
BOCA BIOLISTICS REFERENCE LABORATORY	2	185	112	37%	299
ST JAMES HEALTH AND REHABILITATION CENTER		214	84	28%	298
SAINTS 120 LLC	1	263	34	11%	298
LUTHERAN HAVEN		289	9	3%	298
The Care Center at Pinellas Park	1	288	8	3%	297
ENCOMPASS HEALTH REHABILITATION HOSPITAL OF SUNRISE	8	283	6	2%	297
BROOKDALE DESTIN		284	12	4%	296
FAMILY CARE PARTNERS OF NE FLORIDA LLC		226	70	24%	296
BUENA VISTA URGENT CARE		264	32	11%	296
OSPREY LODGE		237	59	20%	296
TRINITY REGIONAL REHAB CENTER		280	15	5%	295
LIFE CARE CENTER OF WINTER HAVEN		277	18	6%	295
SOUTHWEST ORLANDO FAMILY MEDICINE, PL		246	48	16%	294
HEATHER HILL HEALTHCARE CENTER		248	46	16%	294
HOLIDAY CVS LLC DBA CVS/PHARMACY #0440		285	9	3%	294
REGENTS PARK OF BOCA RATON		292	2	1%	294
SEASIDE HEALTH AND REHABILITATION CENTER		236	57	19%	293
NORTHWEST MEDICAL CENTER CLINICAL LABORATORY		175	118	40%	293
BAPTIST PRIMARY CARE INC	1	267	25	9%	293
24/7 PEDIATRIC CARE CENTERS INC		273	19	7%	292
BAY COUNTY SHERIFFS OFFICE JAIL FACILITY		247	45	15%	292
LAKELAND REGIONAL HEALTH SYSTEMS INC		26	266	91%	292
PLANT CITY PEDIATRICS	1	232	58	20%	291
CLARE BRIDGE ORMOND BEACH	1	290			291
FAMILY EXPRESS URGENT CARE		5	286	98%	291
LONGWOOD FAMILY PRACTICE		222	69	24%	291
MILLER BIOCONNECT		261	30	10%	291

# COVID-19: testing by laboratory

Data through Mar 3, 2021 verified as of Mar 4, 2021 at 09:25 AM

Data in this report are provisional and subject to change.

The numbers in the table below represent the number of Florida and non-Florida residents for whom test results were received by the Department of Health. A person can be tested by more than one laboratory and can have both positive and negative results. **Therefore, the sum of the numbers in each column will be larger than the total number of people tested.**

Reporting lab	Inconclusive	Negative	Positive	Percent positive	Total
ST JUDE CHILDREN'S RESEARCH HOSPITAL		276	15	5%	291
ADVENT HEALTH - DELTONA ER		234	56	19%	290
Parkview Rehabilitation Center at Winter Park		282	8	3%	290
HOLLEY NAVARRE MEDICAL CLINIC		215	75	26%	290
HOMESTEAD MANOR	2	247	40	14%	289
AUBURN UNIVERSITY MEDICAL CLINIC		227	62	21%	289
ELMCROFT PINECREST	1	267	21	7%	289
Coastal Health and Rehabilitation Center		278	11	4%	289
CROSS POINTE CARE CENTER	2	281	6	2%	289
PALM GARDEN OF GAINESVILLE	2	285	2	1%	289
Solaris Healthcare Lake Bennet		255	33	11%	288
COMMUNITY HEALTH AND REHABILITATION CENTER		226	62	22%	288
CONSULATE HEALTH CARE OF SAFETY HARBOR		281	6	2%	287
BRIDGEWATER PARK HEALTH AND REHAB		257	29	10%	286
MEMPHIS PATHOLOGY LABORATORY	4	264	18	6%	286
WELL-BEING MEDICAL CENTER PLLC		264	20	7%	284
EXCEL PEDIATRICS		234	50	18%	284
TUSKAWILLA NURSING AND REHAB CENTER	2	275	7	2%	284
ROSEN MEDICAL CENTER		244	40	14%	284
URGENT CARE EXPRESS LLC		1	283	100%	284
WILLIAM OWEN PASS PARK		256	28	10%	284
HOLISTIX TREATMENT CENTERS		278	6	2%	284
TAVARES PEDIATRICS		240	43	15%	283
ESTERO ISLAND MEDICAL CENTER		221	62	22%	283
RULEME CENTER	2	255	26	9%	283
AURORA DIAGNOSTICS BERNHARDT LABORATORIES PATHOLOGY SERVICE		190	93	33%	283
MANOR CARE OF NAPLES FL LLC		279	3	1%	282
AVANTE AT LEESBURG INC		281	1	0%	282
WALGREENS 3173		258	24	9%	282
TALLAHASSEE NHHI LLC	1	253	27	10%	281
FLORIDA HEALTH CARE PLANS			281	100%	281
LASER & SURGERY CENTER OF THE PALM BEACHES		280	1	0%	281
BEAR CREEK NURSING CENTER		276	5	2%	281
MANORCARE AT LELY PALMS		274	5	2%	279
PERSONALIZED GENETIC TESTING	1	182	95	34%	278
DOCTORS MEMORIAL HOSPITAL		155	123	44%	278
QUALITOX LABORATORIES		105	172	62%	277
PRUITT HEALTH-SANTA ROSA		275	2	1%	277
VILLAGES REGIONAL HOSPITAL SURGERY CENTER LLC, THE		218	58	21%	276
JACKSONVILLE KIDS PEDIATRICS, PLLC		244	32	12%	276
HARBOURWOOD	1	271	4	1%	276
WESTCHESTER GARDENS LIMITED PARTNERSHIP		270	6	2%	276
BAYA POINTE NURSING AND REHABILITATION		193	83	30%	276
Rehabilitation Center for Park Place LLC		265	11	4%	276
renaissance health and rehabilitation center		257	18	7%	275
FRICKS PHARMACY		214	61	22%	275

# COVID-19: testing by laboratory

Data through Mar 3, 2021 verified as of Mar 4, 2021 at 09:25 AM

Data in this report are provisional and subject to change.

The numbers in the table below represent the number of Florida and non-Florida residents for whom test results were received by the Department of Health. A person can be tested by more than one laboratory and can have both positive and negative results. **Therefore, the sum of the numbers in each column will be larger than the total number of people tested.**

Reporting lab	Inconclusive	Negative	Positive	Percent positive	Total
Solaris Healthcare Coconut Creek		269	6	2%	275
Glades West Rehabilitation and Nursing Center		266	8	3%	274
SILVERCREST HEALTH AND REHABILITATION CENTER	3	262	8	3%	273
WHITE-WILSON MEDICAL CENTER - NICEVILLE		244	29	11%	273
BROOKDALE LAKE TAVARES		267	5	2%	272
JAMES A HALEY VETERANS HOSPITAL			272	100%	272
ACCURATE DIAGNOSTIC LABS, INC		256	15	6%	271
NASSAU COUNTY JAIL		227	43	16%	270
QUOTIENT SCIENCES		260	9	3%	269
DAVID SCOTT MADWAR MD PA		242	27	10%	269
Premier Place at The Glenview		260	9	3%	269
ADVENT HEALTH CARE CENTER	9	246	13	5%	268
W FRANK WELLS NURSING HOME		240	28	10%	268
Life Care Center at Inverrary		261	6	2%	267
SOLARIS HEALTHCARE IMPERIAL		258	8	3%	266
ADVENT HEALTH CENTRA CARE - ORMOND BEACH		113	153	58%	266
SERANADES BY SONATA WEST ORANGE		236	29	11%	265
ADVANCED AMBULATORY SURGERY CENTER		252	12	5%	264
BRENTWOOD RETIREMENT COMMUNITY	5	228	31	12%	264
SIGNATURE HEALTHCARE AT THE COURTYARD		217	47	18%	264
The Grove Health and Rehabilitation		241	23	9%	264
LAKE PARK OF MADISON		254	9	3%	263
AYERS HEALTH & REHABILITATION CENTER		258	5	2%	263
PAVILION FOR HEALTHCARE, THE		260	2	1%	262
DEPARTMENT OF HEALTH BUREAU OF FAMILY		260	2	1%	262
PROTEUS MOLECULAR AND CLINICAL LAB	1	149	111	43%	261
ST CATHERINE'S WEST REHABILITATION HOSPITAL		249	12	5%	261
CHIPOLA HEALTH AND REHAB		244	17	7%	261
West Melbourne Health and Rehabilitation Center		259	1	0%	260
CLIFFORD CHESTER SIMS VA NURSING HOME		251	9	3%	260
AVON PARK PEDIATRICS INC	3	233	24	9%	260
CONSULATE HEALTHCARE OF KISSIMMEE		247	12	5%	259
FLORIDA WOMAN CARE LABORATORY LLC		232	26	10%	258
HAVEN OF OUR LADY OF PEACE INC		249	8	3%	257
VETERANS AFFAIRS MEDICAL CENTER - MIAMI		2	254	99%	256
Sunset Point Center		252	4	2%	256
HUNT CLUB PEDIATRIC ASSOCIATES, P.A.		219	37	14%	256
USA HEALTH UNIVERSITY HOSPITAL CLINICAL LABORATORY	1	244	10	4%	255
BREVARD HEALTH ALLIANCE INC, THE		244	11	4%	255
STERLING HOUSE OF DELAND		253	1	0%	254
Vi at Lakeside Village Skilled Nursing		249	5	2%	254
WESTWOOD HEALTHCARE SNF		208	46	18%	254
CENTERSTONE OF FLORIDA		237	17	7%	254
SHELL POINT VILLAGE MEDICAL CENTER		246	7	3%	253
BROWARD NURSING & REHABILITATION CTR	8	234	11	4%	253
TIERRA PINES CENTER		241	12	5%	253

# COVID-19: testing by laboratory

Data through Mar 3, 2021 verified as of Mar 4, 2021 at 09:25 AM

Data in this report are provisional and subject to change.

The numbers in the table below represent the number of Florida and non-Florida residents for whom test results were received by the Department of Health. A person can be tested by more than one laboratory and can have both positive and negative results. **Therefore, the sum of the numbers in each column will be larger than the total number of people tested.**

Reporting lab	Inconclusive	Negative	Positive	Percent positive	Total
RIVERWOOD HEALTH NH LLC		214	39	15%	253
ABBOTT LABORATORIES		166	87	34%	253
FIRST CHOICE PRIMARY CARE		201	51	20%	252
LA MER NH LLC		247	5	2%	252
PENSACOLA PEDIATRICS, PA		235	17	7%	252
WIMAUMA COMMUNITY HEALTH CENTER		205	46	18%	251
MARTIN MEMORIAL MEDICAL CENTER LAB		128	122	49%	250
BUREAU OF CLINICAL LABORATORIES		208	41	16%	249
CHIPOLA MEDICAL ASSOCIATES, LLC		174	75	30%	249
OKEECHOBEE COUNTY HEALTH DEPT	1	166	82	33%	249
FOUNTAIN INN NURSING & REHABILITATION CTR, INC		242	6	2%	248
CARRINGTON PLACE OF ST PETE LLC		242	6	2%	248
Life Care Center of Sarasota		234	13	5%	247
SARAPATH DIAGNOSTICS		129	118	48%	247
MY HEALTHY BLUEPRINT BY BAPTIST HEALTH CARE		201	46	19%	247
SOUTHERN LABORATORY SERVICES OF NWF		216	30	12%	246
Heritage Healthcare at Tallahassee		239	7	3%	246
UNIVERSITY OF CENTRAL FLORIDA HEALTH SERVICES		245	1	0%	246
AVECINA MOBILE		121	125	51%	246
Chatsworth at PGA National, LLC		233	12	5%	245
AMERICAN FINNISH NURSING HOME	2	236	7	3%	245
ROSEWOOD HEALTHCARE & REHABILITATION CENTER		239	6	2%	245
Consulate Health Care of North Fort Myers		232	12	5%	244
MALABAR/ADVENT CENTRA CARE		48	196	80%	244
KR at Hillsborough Lakes/Lutz Healthcare		233	10	4%	243
PALM BEACH PEDIATRICS PA	2	209	32	13%	243
FORT MYERS REHABILITATION AND NURSING CENTER		217	26	11%	243
ADVENT HEALTH - ORLANDO		184	58	24%	242
MIAMI JEWISH HEALTH SYSTEMS, INC	3	231	8	3%	242
ARCHER HEALTH VENTURES, LLC		217	25	10%	242
LODGE HEALTH AND REHABILITATION CENTER, THE		210	32	13%	242
HOSPICE OF LAKE & SUMTER INC	1	235	5	2%	241
GOOD SAMARITAN CARES		236	5	2%	241
FLORIDA KEYS PEDIATRICS & ADOLESCENT CENTER		228	12	5%	240
CLARE BRIDGE OF SARASOTA		238	2	1%	240
PALM GARDEN OF AVENTURA		236	3	1%	239
Solaris Senior Living North Naples ALF		230	9	4%	239
Crossbreeze care center	1	236	2	1%	239
AMERICAN HOUSE SENIOR LIVING		189	50	21%	239
ARBOR FACILITY INC		239			239
ORANGE COUNTY HEALTH DEPT		228	11	5%	239
FLORIDA CLINICAL LABORATORY-BIOREFERENCE LABORATORIES		89	150	63%	239
EDGEWATER AT WATERMAN VILLAGE,THE		223	15	6%	238
TERRACES OF LAKE WORTH CARE CENTER		225	12	5%	237
AZALEA TRACE		224	13	5%	237
ST MARK VILLAGE	1	231	5	2%	237

# COVID-19: testing by laboratory

Data through Mar 3, 2021 verified as of Mar 4, 2021 at 09:25 AM

Data in this report are provisional and subject to change.

The numbers in the table below represent the number of Florida and non-Florida residents for whom test results were received by the Department of Health. A person can be tested by more than one laboratory and can have both positive and negative results. **Therefore, the sum of the numbers in each column will be larger than the total number of people tested.**

Reporting lab	Inconclusive	Negative	Positive	Percent positive	Total
ADVENTHEALTH EXPRESS CARE AT WESLEY CH		212	24	10%	236
HOMESTEAD VILLAGE		225	11	5%	236
FELLOWSHIP HOME AT THE FAIRWAY LLC		228	7	3%	235
BAY TREE CARE AND REHABILITATION CENTER		197	38	16%	235
REGENTS PARK AT AVENTURA		221	14	6%	235
OAK HAMMOCK AT THE UNIVERSITY OF FLORIDA		229	6	3%	235
Chatham Glen Healthcare and Rehabilitation Center		226	8	3%	234
STATMED QUICK QUALITY CLINIC AT NORTH PINELLAS		66	168	72%	234
Heartland Healthcare of Ft. Myers	1	232	1	0%	234
ARTHREX MEDICAL CENTER	1	132	101	43%	234
ADVENT HEALTH - TIMBERRIDGE ER		197	36	15%	233
UCC - WELLINGTON		3	230	99%	233
Cross Gardens Care Center		232	1	0%	233
TGH		1	231	100%	232
NORTH FLORIDA PEDIATRICS - MARIANNA		194	38	16%	232
ATLANTIC URGENT CARE		155	77	33%	232
LAKE SIDE NEUROLOGIC		221	10	4%	231
ARCPPOINT LABS OF ST PETERSBURG		152	79	34%	231
BOND CLINIC, PA		167	63	27%	230
ManorCare Health Services-Palm Harbor	1	229			230
MANDARIN PEDIATRICS		209	21	9%	230
NURSING PLUS OF BROWARD LLC		215	15	7%	230
CYPRESS COVE		224	6	3%	230
LYNN HAVEN SPORTS COMPLEX-WALKON CLINIC		21	208	91%	229
DE LUNA HEALTH AND REHABILITATION CENTER		206	23	10%	229
WASHINGTON REHAB AND NURSING		218	10	4%	228
CHEEK AND SCOTT DRUGS INC		185	42	19%	227
Consulate Health Care of St. Petersburg		220	7	3%	227
Lake Port Square Health Center		210	16	7%	226
PARKS HEALTHCARE & REHABILITATION CTR	4	211	11	5%	226
Lakewood Nursing Center		196	29	13%	225
ADVENT HEALTH - WESTCHASE ER		189	36	16%	225
ST AUGUSTINE HEALTH & REHAB CENTER		223	1	0%	224
PEDIATRICS IN BREVARD PA		188	36	16%	224
Avante at Inverness		223	1	0%	224
HEARTLAND PEDIATRICS OF LAKE PLACID PA		194	30	13%	224
WHITE WILSON MEDICAL IMMEDIATE CARE NICEVILLE		16	207	93%	223
LEHIGH VALLEY GENOMICS			223	100%	223
PINNACLES PEDS CARE PA		222			222
NORTH FLORIDA PEDIATRICS PA - DUVAL		193	29	13%	222
BAYVIEW CENTER		217	5	2%	222
WALGREENS 10670		197	24	11%	221
LUIS A GHIGLINO MD PA		212	8	4%	220
FLORIDA ATLANTIC UNIVERSITY STUDENT HEALTH		182	38	17%	220
CCS - JOSEPH V CONTE		217	2	1%	219
Boynton Beach Rehabilitation Center	2	213	4	2%	219

# COVID-19: testing by laboratory

Data through Mar 3, 2021 verified as of Mar 4, 2021 at 09:25 AM

Data in this report are provisional and subject to change.

The numbers in the table below represent the number of Florida and non-Florida residents for whom test results were received by the Department of Health. A person can be tested by more than one laboratory and can have both positive and negative results. **Therefore, the sum of the numbers in each column will be larger than the total number of people tested.**

Reporting lab	Inconclusive	Negative	Positive	Percent positive	Total
DISCOVERY VILLAGE AT MELBOURNE		193	26	12%	219
WOOD LAKE HEALTH AND REHABILITATION CENTER		219			219
Avante at Orlando		214	4	2%	218
Signature healthcare of Jacksonville		213	5	2%	218
Concordia Village of Tampa AL		213	5	2%	218
THE RESIDENCE AT TIMBER PINES	4	189	25	11%	218
MACCLENNY NURSING AND REHAB		199	18	8%	217
ASCENSION MEDICAL GROUP		5	212	98%	217
ST. CLOUD REGIONAL MEDICAL CENTER		199	18	8%	217
LAKE PORT SQUARE		200	17	8%	217
THE MANOR AT CARPENTERS		185	32	15%	217
BROOKDALE ATRIM WAY		210	6	3%	216
DAIRY ROAD URGENT CARE	2	108	106	49%	216
GATEWAY/ADVENT CENTRA CARE	1	24	190	88%	215
CITY OF PORT SAINT LUCIE		200	15	7%	215
Orchid Cove at Sarasota		213	1	0%	214
FORT PIERCE HEALTH CARE		207	7	3%	214
BLOCK, NATION, CHASE, AND SMOLEN FAMILY MEDICINE		157	57	27%	214
SURREY PLACE CARE CENTER		207	6	3%	213
Consulate Healthcare of West Palm Beach		197	16	8%	213
CONEY ISLAND HOSPITAL		206	7	3%	213
SAMIR EBEID MD		191	21	10%	212
San Jose Health & Rehabilitation		206	6	3%	212
WIREGRASS DIRECT PRIMARY CARE PLLC		179	33	16%	212
ARDEN COURTS OF TAMPA	2	205	5	2%	212
POCONO MEDICAL CENTER		212			212
CONSULATE HEALTH CARE OF WINTER HAVEN		209	3	1%	212
PCB CLINIC		167	45	21%	212
APLS SERVICES LLC D/B/A CLEAR DIAGNOSTICS	12	197	2	1%	211
SUNRISE DIAGNOSTIC LABORATORY		158	53	25%	211
SUPERIOR RESIDENCES OF PANAMA CITY BEACH		205	6	3%	211
EDGEWOOD NURSING CENTER		204	7	3%	211
LCS SANDHILL COVE LLC DBA	6	196	9	4%	211
CORAL REEF NURSING & REHABILITATION CENTER		207	4	2%	211
AZALEA TRACE PHYSICIAN SERVICES		208	2	1%	210
AMELIA MEDICAL CARE		63	147	70%	210
NSPIRE HEALTHCARE LAUDERHILL		204	6	3%	210
Surrey Place Healthcare and Rehabilitation		208	2	1%	210
VETERANS AFFAIRS ORLANDO VA MEDICAL CENTER			209	100%	209
DOCTORS MEMORIAL FAMILY MEDICINE	2	143	64	31%	209
PONTE VEDRA GARDENS		208	1	0%	209
Whispering Oaks	11	175	23	11%	209
HEALTH FIRST - HOLMES REGIONAL MEDICAL CENTER		32	177	85%	209
Taylor Care Center		204	5	2%	209
THE PALACE NURSING AND REHABILITATION CENTER		209			209
Bayside Health and Rehabilitation		177	31	15%	208

# COVID-19: testing by laboratory

Data through Mar 3, 2021 verified as of Mar 4, 2021 at 09:25 AM

Data in this report are provisional and subject to change.

The numbers in the table below represent the number of Florida and non-Florida residents for whom test results were received by the Department of Health. A person can be tested by more than one laboratory and can have both positive and negative results. **Therefore, the sum of the numbers in each column will be larger than the total number of people tested.**

Reporting lab	Inconclusive	Negative	Positive	Percent positive	Total
FULGENT GENETICS	2	165	40	19%	207
PALMS MEDICAL GROUP HIGH SPRINGS		174	33	16%	207
ADVENT HEALTH - LAKE NONA		179	27	13%	206
LIFE CARE CENTER OF PORT ST. LUCIE		194	10	5%	204
BARTON HEALTH ALLIANCE		159	45	22%	204
MACTOWN, INC		202	2	1%	204
ANGELS DIAGNOSTIC GROUP		160	44	22%	204
BROOKDALE OF SPRING HILL	9	192	2	1%	203
COLONY CLUB ALF,THE	1	189	13	6%	203
SOLARIS SENIOR LIVING VERO BEACH		196	7	3%	203
GOOD SAMARITAN SOCIETY OF DELAND		192	11	5%	203
BORLAND GROOVER CLINIC	1	167	35	17%	203
GLENRIDGE ON PALMER RANCH,THE		195	8	4%	203
PATHGROUP LABS LLC		97	105	52%	202
220 GOLDEN, LLC	1	185	16	8%	202
POLK COUNTY HEALTH DEPARTMENT		178	24	12%	202
ADVENT HEALTH CENTRA CARE - APOPKA NORTH		172	30	15%	202
LAKEVIEW INTERNAL MEDICINE		145	56	28%	201
ADVENT HEALTH CENTRA CARE - DAYTONA BEACH		94	107	53%	201
VAMC WEST PALM LAB		5	196	98%	201
Nspire Health Care Kendall		191	10	5%	201
Governors Creek Health and Rehabilitation	1	198	2	1%	201
PADDOCK RIDGE		198	3	1%	201
ST ANTHONYS REHABILITATION HOSPITAL	9	190	2	1%	201
Sunnyside Nursing Home		196	4	2%	200
HOLISTIC PEDIATRICS GROUP LLC		179	21	11%	200
JACKSONVILLE UNIVERSITY	1	186	13	7%	200
HERITAGE HEALTHCARE AND REHABILITATION CENTER		195	5	3%	200
ADVENT HEALTH - CARROLLWOOD	4	169	26	13%	199
SOUTHLAND SUITES OF ORMOND BEACH	4	195			199
INN AT ASTON GARDENS, THE		192	7	4%	199
LAUREL POINT CARE ACQUISITION LLC DBA SANDGATE GARDENS REHAB AND NURSI		171	27	14%	198
CORAL GABLES NURSING & REHABILITATION CENTER		188	10	5%	198
DEPARTMENT OF HEALTH & HUMAN SERVICES		198			198
MATHISON RETIREMENT COMMUNITY, INC	1	188	8	4%	197
MORSELIFE MEMORY CARE RESIDENCE		187	9	5%	196
EVENT MED SERVICES LABORATORY		191	5	3%	196
ABBIEJEAN RUSSELL CARE CENTER□		195	1	1%	196
CONSULATE HEALTH CARE OF MELBOURNE		191	4	2%	195
Cross Terrace REhabilitation		193	2	1%	195
LAKE VIEW CARE CENTER AT DELRAY		189	6	3%	195
TARPON POINT NURSING AND REHABILITATION CENTER		191	3	2%	194
NO FLORIDA PEDIATRICS, PA		167	27	14%	194
CHILDREN MED CARE INC		161	32	17%	193
SARNO EXTENDED HOURS		124	69	36%	193
FLORIDA HEALTH CARE PLAN INC		2	189	99%	191

# COVID-19: testing by laboratory

Data through Mar 3, 2021 verified as of Mar 4, 2021 at 09:25 AM

Data in this report are provisional and subject to change.

The numbers in the table below represent the number of Florida and non-Florida residents for whom test results were received by the Department of Health. A person can be tested by more than one laboratory and can have both positive and negative results. **Therefore, the sum of the numbers in each column will be larger than the total number of people tested.**

Reporting lab	Inconclusive	Negative	Positive	Percent positive	Total
OAKBROOK HEALTH AND REHABILITATION CENTER	1	176	14	7%	191
HEALTH LINK DIAGNOSTIC LABORATORIES		182	9	5%	191
NEO GENOMICS - FORT MYERS	1	183	6	3%	190
GUEST HOUSE OCALA, THE		185	5	3%	190
CYPRESS POINT LIVING, LLC		175	15	8%	190
POMPANO REHABILITATION AND NURSING CTR		189			189
VI AT BENTLEY VILLAGE HOME CARE		187	1	1%	188
Flagler Health and Rehabilitation		185	3	2%	188
WOMEN'S CARE FLORIDA LABORATORY		183	5	3%	188
FINLAY CLINICAL LABORATORY INC		36	152	81%	188
OCEAN REEF MEDICAL CENTER		150	38	20%	188
PALM HARBOR FAMILY PRACTICE & WALK-IN		140	47	25%	187
BOCA RATON REHABILITATION CENTER	4	180	3	2%	187
AMA MEDICAL GROUP LLC		156	31	17%	187
PLANTATION NURSING & REHAB CENTER		187			187
MEDICAL CONSULTANTS OF FLORIDA LLC	1	153	33	18%	187
The Waterford		184	2	1%	186
WATERMARK LAKE POINTE WOODS LLC		168	18	10%	186
ANTHEM LAKES LLC		151	35	19%	186
VIERA MANOR ASSISTED LIVING RESIDENCE		178	7	4%	185
GRACE PEDIATRICS		155	30	16%	185
DOS OF NORTH SHORES NURSING & REHAB CENTER		185			185
NIGHT LITE PEDIATRICS WINTER GARDEN		144	41	22%	185
ST PETERSBURG PEDIATRICS-EAST BAY	1	154	30	16%	185
ADVENT		172	13	7%	185
RITECARE MEDICAL CENTER		120	65	35%	185
LEESBURG PEDIATRICS		161	23	13%	184
SANDY PINES	2	164	18	10%	184
BAY VUE NURSING AND REHABILITATION CENTER		174	10	5%	184
ST. JAMES BAY HEALTH AND REHABILITATION CENTER		183	1	1%	184
ADVANCED MEDICAL GROUP		1	183	99%	184
GEORGIA DEPARTMENT OF PUBLIC HEALTH	1	5	178	97%	184
FIRST CHOICE PEDIATRICS SEMORAN		96	87	48%	183
ADVENT HEALTH CENTRA CARE - WESLEY CHAPEL		13	170	93%	183
UNIVERSITY OF MIAMI		56	127	69%	183
ARDEN COURTS OF SEMINOLE		142	41	22%	183
BAPTIST HEALTH PRIMARY CARE	1	134	48	26%	183
MARTIN ACQUISITION 1 LLC DBA		170	13	7%	183
BROOKDALE ORANGE PARK		181	1	1%	182
PATRIOT MEDICAL LABORATORIES		174	8	4%	182
HOSPITAL FOR SPECIAL SURGERY		179	3	2%	182
CANTERFIELD OF CLAY COUNTY		143	38	21%	181
NADAL PEDIATRICS - VICTORIA STREET (3385)		153	28	15%	181
TUSCAN GARDENS OF PALM COAST		176	5	3%	181
LORI MCAULIFFE MD PA		156	23	13%	179
PBC FIREFIGHTER BENEFIT FUND WELLNESS CENTER		143	36	20%	179

# COVID-19: testing by laboratory

Data through Mar 3, 2021 verified as of Mar 4, 2021 at 09:25 AM

Data in this report are provisional and subject to change.

The numbers in the table below represent the number of Florida and non-Florida residents for whom test results were received by the Department of Health. A person can be tested by more than one laboratory and can have both positive and negative results. **Therefore, the sum of the numbers in each column will be larger than the total number of people tested.**

Reporting lab	Inconclusive	Negative	Positive	Percent positive	Total
YOUR FAMILY WALK-IN CLINIC		13	166	93%	179
STERLING HOUSE OF PUNTA GORDA		178	1	1%	179
ZON BEACHSIDE LLC		142	37	21%	179
BARKLEY PLACE	1	174	4	2%	179
PATHWAY PHARMACY		145	33	19%	178
SUNCOAST URGENT CARE		131	47	26%	178
MIRACLE HILL NURSING & REHABILITATION CENTER INC		172	5	3%	177
Heritage Park Rehabilitation & Healthcare		159	18	10%	177
LAB CORP	1	100	76	43%	177
ADVENT HEALTH CENTRA CARE - CARROLLWOOD		5	172	97%	177
PRIMECARE OF DOTHAN		123	54	31%	177
Emory L Bennett State Veterans Nursing Home		173	3	2%	176
DISCOVERY VILLAGE AT NAPLES		159	17	10%	176
AFTER HOURS PEDIATRICS INC	1	1	174	99%	176
CARENOW LAKE MARY		45	130	74%	175
JACKSONVILLE NURSING AND REHAB CENTER		169	6	3%	175
ORLANDO HEALTH EMERGENCY DEPARTMENT		163	12	7%	175
BERNHARDT LABORATORIES	1	122	52	30%	175
IMA MEDICAL GROUP		114	60	34%	174
The Inn at Sarasota Bay Club		172	2	1%	174
ALL SEASONS NAPLES LLC		169	5	3%	174
ASTON GARDENS AT PELICAN MARSH		169	5	3%	174
GENE BY GENE		61	113	65%	174
GULF COAST MEDICAL CENTER		170	4	2%	174
ARDEN COURTS OF LARGO FL, LLC		153	21	12%	174
EDWARD J HEALEY REHAB & NURSING CENTER		172			172
US MEDICAL CARE, INC		154	18	10%	172
CANTERFIELD OF OCALA, LLC		161	11	6%	172
PALM BEACH COUNTY FIREFIGHTERS HEALTH CLINIC, LLC		138	34	20%	172
KENILWORTH CARE & REHABILITATION CENTER		162	10	6%	172
QUICK CARE MED LLC	1	121	50	29%	172
JUPITER MEDICAL CENTER URGENT CARE - STUART		124	47	27%	171
CENTRAL FLORIDA HEALTHCARE GROUP LLC		150	21	12%	171
BROOKDALE FORT MYERS THE COLONY		167	4	2%	171
ROSECASTLE OF CITRUS		141	30	18%	171
FLAGLER COUNTY DETENTION CENTER		162	8	5%	170
SPRINGS AT LAKE POINTE WOODS		168	2	1%	170
ALLSOUTH URGENT CARE		6	164	96%	170
MIAMI VA HEALTHCARE SYSTEM			169	100%	169
HOSPICE OF ST FRANCIS INC		163	6	4%	169
Life Care Center of Orlando		164	5	3%	169
NEW YORK CITY DEPARTMENT OF HEALTH & MENTAL		136	33	20%	169
HAWKINS FAMILY MEDICINE LLC	1	119	49	29%	169
FORT WALTON REHABILITATION CENTER		133	36	21%	169
EMERALD COAST PEDIATRICS & ADOL		152	16	10%	168
BEACON AT GULF BREEZE, THE	2	157	9	5%	168

# COVID-19: testing by laboratory

Data through Mar 3, 2021 verified as of Mar 4, 2021 at 09:25 AM

Data in this report are provisional and subject to change.

The numbers in the table below represent the number of Florida and non-Florida residents for whom test results were received by the Department of Health. A person can be tested by more than one laboratory and can have both positive and negative results. **Therefore, the sum of the numbers in each column will be larger than the total number of people tested.**

Reporting lab	Inconclusive	Negative	Positive	Percent positive	Total
TUSCAN GARDENS OF VENETIA MANAGEMENT COMPANY		155	13	8%	168
SOUTH BALDWIN REGIONAL MEDICAL CENTER		156	12	7%	168
BRIGHTON EGGERT PHARMACY INC		163	5	3%	168
FARAH MEDICAL		158	10	6%	168
PANAMA CITY DEVELOPMENTAL CENTER□		168			168
BENDERSON FAMILY SKILLED NURSING AND□		151	17	10%	168
LAKESIDE HEALTH CENTER		168			168
ADVENT HEALTH CENTRA CARE - TEMPLE TERRACE	1	103	63	38%	167
CONCORD LIFE SCIENCES LLC	1	149	17	10%	167
EXOSOME DIAGNOSTICS	1	148	18	11%	167
URGENT CARE OF THE PALM BEACHES, NORTH PALM BEACH			167	100%	167
JUPITER MEDICAL CENTER URGENT CENTER		130	36	22%	166
STERLING HOUSE OF WINTER HAVEN		162	3	2%	165
ROSECASTLE OF ZEPHRHILLS		162	3	2%	165
KINDRED HOSPITAL THE PALM BEACHES		160	5	3%	165
THE ARLINGTON OF NAPLES INC.		162	3	2%	165
NORTH FLORIDA INTERNAL MEDICINE PA		131	34	21%	165
CITRUS HEALTH AND REHAB		132	33	20%	165
WORKPLACE SCREENING INTELLIGENCE			165	100%	165
SUWANNEE VALLEY NURSING CENTER		150	14	9%	164
OSPREY VILLAGE AT AMELIA ISLAND LTD		155	9	5%	164
WHITE WILSON MEDICAL CENTER IMMEDIATE CARE		57	107	65%	164
TRI COUNTY NURSING HOME		162	1	1%	163
BRADENTON HEALTH CARE		163			163
PRECISION GENETICS, INC		157	6	4%	163
MEADOWCREST FAMILY PHYSICIANS		97	66	40%	163
PARTICLE THEORY LABS		149	14	9%	163
GLADES HEALTH CARE CENTER		159	3	2%	162
BAY EDUCATORS WELLNESS CENTER		105	57	35%	162
CAYUGA MEDICAL CENTER AT ITHACA		157	5	3%	162
RENAISSANCE AT THE TERRACES		161	1	1%	162
WOODBIDGE FACILITY INC		156	5	3%	161
CRYSTAL RIVER HEALTH & REHAB		161			161
PEDIATRICS OF GREATER ORLANDO		138	23	14%	161
SOMERBY LAKE NONA		154	7	4%	161
HIGHLANDS URGENT CARE			161	100%	161
KEYSTONE REHAB		160			160
MEDICATION ROOMS-CSU/CI NURSE STATION	1	148	11	7%	160
GREENBRIAR REHABILITATION AND NURSING CENTER	1	159			160
COASTAL INTERNAL MEDICINE		122	38	24%	160
BIOIQ		111	48	30%	159
BROOKDALE PENSACOLA		158	1	1%	159
HUNT CLUB PEDIATRIC ASSOCIATES PA		101	58	36%	159
ARCADIA HEALTH AND REHABILITATION CENTER		100	59	37%	159
PHYSICIANS REGIONAL MEDICAL CENTER - PINE RIDGE		19	139	88%	158
MID FLORIDA PATHOLOGY LLC MOBILE UNIT #4		107	51	32%	158

# COVID-19: testing by laboratory

Data through Mar 3, 2021 verified as of Mar 4, 2021 at 09:25 AM

Data in this report are provisional and subject to change.

The numbers in the table below represent the number of Florida and non-Florida residents for whom test results were received by the Department of Health. A person can be tested by more than one laboratory and can have both positive and negative results. **Therefore, the sum of the numbers in each column will be larger than the total number of people tested.**

Reporting lab	Inconclusive	Negative	Positive	Percent positive	Total
MOBILE INFIRMARY MED CENTER PATH LAB		143	15	9%	158
WUESTHOFF REF LABORATORY			158	100%	158
CSL PLASMA		31	127	80%	158
WESLEY HAVEN VILLA	1	122	34	22%	157
Englewood Healthcare and Rehab		141	15	10%	156
TIMBERRIDGE NURSING HOME & REHAB		123	33	21%	156
SUNY UPSTATE MEDICAL UNIVERSITY		145	11	7%	156
PEDIATRIC SPECIALISTS MEDICAL GROUP	1	143	12	8%	156
CARE CENTERS OF NASSAU		152	3	2%	155
COCOA BEACH/ADVENT CENTRA		41	114	74%	155
FAWCETT MEMORIAL HOSPITAL-LAB		39	115	75%	154
PRUITT HEALTH		152	2	1%	154
SUMMERFIELD EMERGENCY ROOM		114	40	26%	154
DIAMOND RIDGE		147	7	5%	154
PALMETTO FACILITY INC	1	153			154
BARTRAM CROSSING		153			153
DOLPHIN POINTE HEALTH CARE LLC		134	19	12%	153
METROPOLITAN HOSPITAL CENTER		147	6	4%	153
HIGHLANDS LAKE CENTER		149	4	3%	153
MILLENNIUM PHYSICIAN GROUP LLC		131	22	14%	153
DOCTORS MEMORIAL FAMILY PRACTICE	2	118	33	22%	153
ALTAMONTE MD			153	100%	153
HIALEAH SHORES NURSING AND REHAB CENTER		145	8	5%	153
LAKEVIEW TERRACE RETIREMENT COMMUNITY		135	17	11%	152
ST VINCENT'S AMBULATORY CARE INC DBA	2	132	18	12%	152
BRADEN RIVER REHABILITATION CENTER LLC		152			152
ANCHOR CARE AND REHABILITATION CENTER		150	1	1%	151
BHA CENTRAL COUNTY CLINIC		125	26	17%	151
MIDWAY PRIMARY CARE, LLC	11	79	61	40%	151
ARDEN COURTS OF DELRAY BEACH FL LLC	3	138	10	7%	151
REGENCY PARK		132	18	12%	150
POINTE, THE		122	28	19%	150
The Crossroads		149	1	1%	150
VIERA DEL MAR HEALTH AND REHABILITATION CENTER		146	4	3%	150
LABORATORY OF FLORIDA		97	53	35%	150
LABCORP BURLINGTON		117	32	21%	149
GOLD CHOICE SENIOR COMMUNITIES		109	40	27%	149
PRECISION HEALTH RESOURCES, LLC	1	133	15	10%	149
SUNNY HILLS ALF OF SEBRING INC		138	11	7%	149
BETHESDA HEALTH URGENT CARE		95	54	36%	149
WILLISTON PEDIATRICS PA	1	126	22	15%	149
VIPEDIATRICS PLLC		136	13	9%	149
Kindred Hospital South Florida Hollywood SNU		141	7	5%	148
KRYSTAL BAY NURSING AND REHABILITATION		144	4	3%	148
WRIGHTS HEALTH CARE AND REHABILITATION CENTER		118	30	20%	148
REFUAH HEALTH CENTER LABORATORY		141	7	5%	148

# COVID-19: testing by laboratory

Data through Mar 3, 2021 verified as of Mar 4, 2021 at 09:25 AM

Data in this report are provisional and subject to change.

The numbers in the table below represent the number of Florida and non-Florida residents for whom test results were received by the Department of Health. A person can be tested by more than one laboratory and can have both positive and negative results. **Therefore, the sum of the numbers in each column will be larger than the total number of people tested.**

Reporting lab	Inconclusive	Negative	Positive	Percent positive	Total
FLORIDA DEPARTMENT OF HEALTH IN TAYLOR COUNTY	1	104	43	29%	148
SEAGRASS VILLAGE FLEMING ISLAND		110	37	25%	147
JUNO DERMATOLOGY LLC		134	13	9%	147
CHARTER SENIOR LIVING OF PANAMA CITY BEACH		126	21	14%	147
SIGNATURE HEALTHCARE OF ORANGE PARK		144	3	2%	147
NO FLORIDA PEDIATRICS, PA - BRADFORD		120	27	18%	147
SONATA COCONUT CREEK	2	122	23	16%	147
BODYK		142	4	3%	146
CORE BIO LABS		76	70	48%	146
Quail Run Health Care Center		146			146
PHYSICIAN PARTNERS PERRY		84	62	42%	146
PROVIDENCE HOSPITAL LABORATORY		138	8	5%	146
VILLAGE PEDIATRICS LLC		121	25	17%	146
MILLENNIUM LAB SERVICES			145	100%	145
REGENCY CARE OF BLOUNTSTOWN LLC		135	10	7%	145
BROOKDALE CAPE CORAL		145			145
NCRNC INC		140	4	3%	144
FHMG-FLORIDA HOSPITAL MEDICAL GROUP		122	22	15%	144
PALM BEACH COUNTY HEALTH DEPT LAB	4	134	6	4%	144
WALGREENS 6221		127	17	12%	144
WEST COAST FAMILY MEDICAL CARE		113	31	22%	144
NAVARRE GARDENS LLC		118	25	17%	143
ADVENTHEALTH CENTRA CARE PONCIANA	1	81	61	43%	143
JEFFERY WEINZWEIG		2	141	99%	143
BENTON HOUSE AT OAKLEAF		112	30	21%	142
GRAVITY DIAGNOSTICS, LLC		36	106	75%	142
SEAVIEW NURSING AND REHABILITATION CENTER		141	1	1%	142
OAKHURST CENTER		135	7	5%	142
ADVENTHEALTH HOSPICE CARE CENTRAL FLORIDA		138	3	2%	141
RDV SPORTSPLEX PEDIATRICS		115	26	18%	141
OAKS OF KISSIMMEE HEALTH AND REHABILITATION CENTER		138	3	2%	141
FAMILY EXTENDED CARE OF CENTRAL TAMPA		123	18	13%	141
STAR CARE		122	19	13%	141
CROSSWINDS HEALTH AND REHABILITATION CENTER	1	138	2	1%	141
NOVARI CARE LLC		97	44	31%	141
UNITED CLINICAL LABORATORIES		132	9	6%	141
CHURCH OF SCIENTOLOGY FLAG SERVICE ORGANIZATION		139	2	1%	141
NAPHCARE, INC AT MANATEE COUNTY JAIL		116	25	18%	141
PORT ST LUCIE REHABILITATION AND HEALTHCARE		98	43	30%	141
LAKE REGIONAL URGENT CARE		11	130	92%	141
TUSCAN ISLE CHAMPIONSGATE OP CO LLC		138	2	1%	140
ALL FLORIDA FAMILY AND SPORTS MEDICINE		121	19	14%	140
WEDGEWOOD HEALTHCARE CENTER		92	48	34%	140
JACKSON COUNTY HEALTH DEPARTMENT		98	42	30%	140
F&T MEDICAL RESEARCH, INC		140			140
ELLENTON PEDIATRICS PA		129	11	8%	140

# COVID-19: testing by laboratory

Data through Mar 3, 2021 verified as of Mar 4, 2021 at 09:25 AM

Data in this report are provisional and subject to change.

The numbers in the table below represent the number of Florida and non-Florida residents for whom test results were received by the Department of Health. A person can be tested by more than one laboratory and can have both positive and negative results. **Therefore, the sum of the numbers in each column will be larger than the total number of people tested.**

Reporting lab	Inconclusive	Negative	Positive	Percent positive	Total
VILLAGE PLACE NH LLC		115	24	17%	139
DESOTO PALMS ALF		134	5	4%	139
A PLUS PEDIATRICS		121	18	13%	139
Gulf Coast Healthcare (Longwood Health and Rehab		118	21	15%	139
Hampton Court Nursing and Rehabilitation Center		136	2	1%	138
AMERICAN PATHOLOGY PARTNERS		136	2	1%	138
The Ponce Therapy Care Center		134	4	3%	138
DAYSRING VILLAGE		116	22	16%	138
LabCorp L#09258090 M#09258105		74	64	46%	138
VILLA MARIA WEST SKILLED NURSING FACILITY		131	7	5%	138
AUGUSTUS LABS LLC		108	29	21%	137
CRANE CENTER		106	31	23%	137
MANOR AT BLUEWATER BAY		131	6	4%	137
QUEENS HOSPITAL CENTER	1	127	9	7%	137
CARENOW URGENT CARE - LAKE MARY			137	100%	137
PPC-LAB EDI ORCHARD BI		129	8	6%	137
ADVENT HEALTH CENTRA CARE - CITRUS PARK		9	128	93%	137
ADVENT HEALTH CENTRA CARE - DELAND		28	109	80%	137
SONATA DELRAY BEACH		125	11	8%	136
NEMOURS CHILDREN'S URGENT CARE		80	56	41%	136
DAYTONA BEACH HEALTH AND REHAB CENTER		136			136
ADVENT HEALTH CENTRA CARE - ORANGE CITY	1	53	82	60%	136
CAREATC CITY OF TAMPA		110	26	19%	136
HEALTHPOINT MED GRP OF THE EMERALD COAST LLC		106	30	22%	136
CLARE BRIDGE OF CAPE CORAL	1	135			136
IRL MARKET LAB ALACHUA		104	31	23%	135
MV MEDICAL PRACTICE DBA PRIMARY URGENT CARE		128	7	5%	135
GRAVITY DIAGNOSTICS		48	87	64%	135
PEDIATRIC CARE CENTER		135			135
WALGREENS 4915	1	120	14	10%	135
DB MD		120	15	11%	135
MED COMP SCIENCES		1	134	99%	135
LONGWOOD HEALTH AND REHABILITATION CENTER		124	11	8%	135
DOCTOR'S IN HOUSE LABORATORY		18	116	87%	134
WINDSOR OF LAKEWOOD RANCH,THE		132	2	1%	134
ADVANCED MEDICAL CENTER		86	48	36%	134
FINNISH AMERICAN REST HOME-ALF		131	2	2%	133
SOUTH CAMPUS FACILITY INC		122	11	8%	133
ALLCARE MEDICAL CENTERS PC		111	22	17%	133
STEWART MEDICAL GROUP		34	99	74%	133
ISLAND HEALTH AND REHABILITATION CENTER		132	1	1%	133
AMERICAN FAMILY MEDICAL LLC		94	39	29%	133
THE REHABILITATION CENTER OF LAKE CITY		127	5	4%	132
NORTH BEACH REHABILITATION CENTER		130	2	2%	132
MAINSTREAM DIAGNOSTIC LABORATORY LLC		112	19	15%	131
THE WELLNESS CENTER AT LAKEWOOD RANCH		43	88	67%	131

# COVID-19: testing by laboratory

Data through Mar 3, 2021 verified as of Mar 4, 2021 at 09:25 AM

Data in this report are provisional and subject to change.

The numbers in the table below represent the number of Florida and non-Florida residents for whom test results were received by the Department of Health. A person can be tested by more than one laboratory and can have both positive and negative results. **Therefore, the sum of the numbers in each column will be larger than the total number of people tested.**

Reporting lab	Inconclusive	Negative	Positive	Percent positive	Total
FOUNTAINS OF HOPE LLC, THE		130	1	1%	131
SACRED HEART HEALTH SYSTEM INC		103	28	21%	131
INTEGRATED REGIONAL LABORATORIES		119	12	9%	131
CITRUS MEMORIAL HOSPITAL			131	100%	131
FLORIDA HEALTH CARE PLANS INC		1	130	99%	131
CENTRACARE		17	113	87%	130
LIFE BRITE		114	16	12%	130
MACKOUL PEDIATRICS FORT MYERS		112	17	13%	129
TRI-COUNTY NURSING HOME		117	12	9%	129
The Crossings		127	2	2%	129
QUALITY URGENT CARE AND WELLNESS PL	3	91	35	27%	129
BMHSI-AEL MICROBIOLOGY LABORATORY	2	102	25	19%	129
HARBORCHASE OF VERO BEACH	1	112	15	12%	128
DAYSPRING SENIOR LIVING LLC		126	2	2%	128
LIFE CARE CENTER OF ALTAMONTE SPRINGS		102	26	20%	128
ENCOMPASS HEALTH REHABILITATION OF SEA PINES		127	1	1%	128
Lakeside Nursing and Rehabilitation Center	1	102	25	20%	128
WILLOW BROOKE COURT AT AZALEA TRACE		127	1	1%	128
GEORGE SAFRAN MD PC		116	12	9%	128
CLEARWATER STATMED QUICK QUALITY CLINICS		38	90	70%	128
GESSLER CLINIC PA		98	29	23%	127
Shoal Creek Rehabilitation Center		85	42	33%	127
HILLSBOROUGH COUNTY DEVELOPMENTAL CTR	1	117	9	7%	127
PROVISTA DIAGNOSTICS, INC		123	3	2%	126
AMERICAN HOUSE-BONITA SPRINGS		125	1	1%	126
FAWCETT MEMORIAL HOSPITAL LABORATORY			126	100%	126
QUICK CARE MED PL CR		80	46	37%	126
ARDEN COURTS OF FORT MYERS		123	3	2%	126
CLINICA HISPANA		1	124	99%	125
PROMPT CARE OF CENTRAL FLORIDA			125	100%	125
TGH URGENT CARE - SEMINOLE			125	100%	125
KINDRED HOSPITAL-BAY AREA-ST PETERSBURG LAB	1	117	6	5%	124
GULFCOAST PEDIATRICS		116	8	6%	124
RIVERSIDE RECOVERY OF TAMPA		123	1	1%	124
ARBOR GLEN AT ARBOR TRACE	2	113	9	7%	124
MANOR CARE OF PALM HARBOR		123	1	1%	124
EAST NEW YORK DIAGNOSTIC AND TREATMENT		118	6	5%	124
WILLOWBROOKE COURT AT ST ANDREWS ESTATES		119	5	4%	124
THE CLUB AND REHABILITATION CENTER		123	1	1%	124
MCW MENTAL HEALTH LLC		121	2	2%	123
SONNIS PEDIATRICS PA		110	13	11%	123
ADVENT HEALTH CENTRA CARE - BRANDON		31	92	75%	123
NORTH FL SOUTH GA HCS-MALCOM RANDALL VAMC			123	100%	123
IQBAL A FARUQUI MD		91	32	26%	123
Mt Sinai Aventura			122	100%	122
THREE OAKS PHARMACY INC		109	13	11%	122

# COVID-19: testing by laboratory

Data through Mar 3, 2021 verified as of Mar 4, 2021 at 09:25 AM

Data in this report are provisional and subject to change.

The numbers in the table below represent the number of Florida and non-Florida residents for whom test results were received by the Department of Health. A person can be tested by more than one laboratory and can have both positive and negative results. **Therefore, the sum of the numbers in each column will be larger than the total number of people tested.**

Reporting lab	Inconclusive	Negative	Positive	Percent positive	Total
COQUINA CENTER		119	3	2%	122
WINDERMERE MEDICAL CENTER		117	4	3%	121
Crystal Health & Rehab Center		115	6	5%	121
FLORIDA DEPARTMENT OF HEALTH IN LAKE COUNTY	1	78	42	35%	121
PARKVIEW HEALTH		121			121
GENEDX		46	75	62%	121
PENSACOLA PEDIATRICS - PACE		113	8	7%	121
URGENT CARE TCMA			121	100%	121
ARIZONA DEPARTMENT OF HEALTH SERVICES		5	115	96%	120
MINUTECLINIC DIAGNOSTIC OF RHODE ISLAND, LLC #729		116	4	3%	120
MEYER PEDIATRICS		107	13	11%	120
BROOKDALE JENSEN BEACH		117	3	3%	120
LIFE CARE CENTER OF JACKSONVILLE		99	21	18%	120
MATHISON RETIREMENT COMMUNITY		114	5	4%	119
PALMS FACILITY INC		104	15	13%	119
ISLAND URGENT CARE PLLC DBA AFC URGENT CARE		118	1	1%	119
FIRSTCARE CLINIC		64	55	46%	119
RESEARCH CENTERS OF AMERICA, LLC		97	22	18%	119
ADVENT HEALTH - PALM HARBOR ER		90	29	24%	119
BOSTON RED SOX CLUB LP		117	2	2%	119
RDX BIOSCIENCE		60	58	49%	118
COASTAL HEALTH AND REHAB		110	8	7%	118
PSL NAPLES BH OPERATIONS, LLC		118			118
EMBRY RIDDLE AERONAUTICAL UNIVERSITY HEALTH SERVICES		1	117	99%	118
CITRUS MEMORIAL HEALTH SYSTEM LAB		2	116	98%	118
SH HERON EAST LLC		103	15	13%	118
Avante at Melbourne		116	1	1%	117
WALTON PLACE		117			117
DIAGNOSTIC LABORATORY OF OKLAHOMA		94	23	20%	117
SPRING HAVEN RETIREMENT	1	116			117
CHERRY OAK PALM BEACH COUNTY		111	6	5%	117
NEIGHBORHOOD MEDICAL CENTER		112	5	4%	117
HOBDARI FAMILY HEALTH LLC		81	35	30%	116
LEE COUNTY SCHOOL DISTRICT	1	108	7	6%	116
PANAMA PHARMACY	3	96	17	15%	116
BELVEDERE COMMONS OF FORT WALTON BEACH		106	10	9%	116
TIFFANY HALL NURSING AND REHAB CENTER		106	9	8%	115
CLERMONT URGENT CARE			115	100%	115
MAGNOLIA MEDICAL CLINIC		11	104	90%	115
KINDRED HOSPITAL MELBOURNE	1	110	4	3%	115
BROOKDALE COLONIAL PARK	2	112	1	1%	115
PEDIATRIC ASSOCIATES AT ARGYLE PA		109	6	5%	115
SUNFLOWER SPRINGS ASSISTED LIVING		105	10	9%	115
JPR URGENT MEDICAL CARE		113	2	2%	115
VITAS HEALTHCARE CORPORATION OF FLORIDA		111	3	3%	114
SUNLIFE PHARMACY		106	8	7%	114

# COVID-19: testing by laboratory

Data through Mar 3, 2021 verified as of Mar 4, 2021 at 09:25 AM

Data in this report are provisional and subject to change.

The numbers in the table below represent the number of Florida and non-Florida residents for whom test results were received by the Department of Health. A person can be tested by more than one laboratory and can have both positive and negative results. **Therefore, the sum of the numbers in each column will be larger than the total number of people tested.**

Reporting lab	Inconclusive	Negative	Positive	Percent positive	Total
BROWARD HEALTH CORAL SPRINGS EPIDEMIOLOGY DEPT		1	113	99%	114
MEASE COUNTRYSIDE HOSPITAL		1	113	99%	114
ELAN BUENA VISTA		97	17	15%	114
ADVENTHEALTH MEDICAL GROUP FAMILY MEDICINE AT		88	26	23%	114
PROFESSIONAL URGENT CARE SERVICES		81	33	29%	114
CABANA AT JENSEN DUNES, THE		110	4	4%	114
SENIOR LIVING VII TAMPA LLC	1	104	9	8%	114
Courtyards of Orlando Care Center		101	12	11%	113
AMERICAN HOUSE COCONUT POINT		96	17	15%	113
TREASURE COAST MEDICAL ASSOCIATES		4	109	96%	113
D PEDIATRICS		98	15	13%	113
THE COURTYARD ASSISTED LIVING		109	4	4%	113
RITE MEDICAL CARE PC		111	1	1%	112
Sandy Ridge Center for Rehabilitation and Healing		91	21	19%	112
NADAL PEDIATRICS		86	26	23%	112
ALLIED HEALTH FORT PIERCE		112			112
CLEVELAND CLINIC FOUNDATION		12	100	89%	112
JEFFERSON COUNTY HEALTH DEPARTMENT-MONTICELLO		81	31	28%	112
TRADITION MEDICAL CENTER LABORATORY		48	64	57%	112
WESTWOOD NURSING & REHAB		77	34	31%	111
PHYSICIANS REGIONAL CLINIC		82	29	26%	111
MONTEFIORE MEDICAL CENTER LABORATORIES - MOSES		101	10	9%	111
CCS - PAUL REIN DETENTION FACILITY		83	28	25%	111
ARBOR TERRACE ORTEGA LLC	2	107	2	2%	111
HIGHLANDS MEDICAL CENTER		108	3	3%	111
LAKE HOUSE ASSISTED LIVING		93	17	15%	110
L&S SENIOR CARE DBA ARCADIA OAKS	4	105	1	1%	110
PINELLAS COUNTY JAIL			110	100%	110
MD 365 MEDICAL CARE		109	1	1%	110
TGH URGENT CARE - TYRONE		2	107	98%	109
MG PORT CHARLOTTE II SUBTENANT LLC		98	11	10%	109
HOSPICE OF THE TREASURE COAST		105	4	4%	109
SMILEY MEDICAL GROUP		80	29	27%	109
SEMINOLE TRIBE OF FLORIDA		89	20	18%	109
UNIVERSITY MEDICAL CENTER SUITES		96	13	12%	109
SUMMIT MEDICAL GROUP		99	9	8%	108
Riviera Health Resort		108			108
SOLARIS SENIOR LIVING OF MERRITT ISLAND		104	4	4%	108
BIODESIX, INC.		80	28	26%	108
UNIVERSITY HEALTH SYSTEM INC		98	10	9%	108
PINELLAS CARE CENTER		78	30	28%	108
EVANS HEALTH CARE		106	2	2%	108
BAY VIEW HEALTHCARE		85	22	21%	107
GRAND OAKS HEALTH & REHABILITATION		106	1	1%	107
NAVY HOSPITAL			107	100%	107
NORTH FLORIDA EVALUATION AND TREATMENT CENTER	2	99	5	5%	106

# COVID-19: testing by laboratory

Data through Mar 3, 2021 verified as of Mar 4, 2021 at 09:25 AM

Data in this report are provisional and subject to change.

The numbers in the table below represent the number of Florida and non-Florida residents for whom test results were received by the Department of Health. A person can be tested by more than one laboratory and can have both positive and negative results. **Therefore, the sum of the numbers in each column will be larger than the total number of people tested.**

Reporting lab	Inconclusive	Negative	Positive	Percent positive	Total
KINDRED HOSPITAL SOUTH FLORIDA		104	2	2%	106
HEARTLAND HEALTHCARE AND REHAB CENTER		84	22	21%	106
HEART OF FLORIDA REGIONAL MED CTR		35	71	67%	106
ELMCROFT OF BELLA VITA		98	8	8%	106
MINUTECLINIC LLC #4987		92	14	13%	106
FLAGLER COLLEGE HEALTH SERVICES		77	28	27%	105
HEARTLAND PHARMACY LAKE PLACID, INC		79	26	25%	105
PICH KTM CORP DBA MEDTOWN PHARMACY		89	16	15%	105
ALTERNATIVE LIVING, INC DBA TWIN CITIES PAVILION		102	3	3%	105
MEDICAL CONSULTANTS OF FLORIDA DBA	1	90	14	13%	105
ST PETERSBURG PEDIATRICS-MLK JUNIOR BLVD		96	9	9%	105
PREDICTIVE LABORATORIES, INC	1	90	13	13%	104
KINDRED HOSPITAL - SOUTH FLORIDA		101	3	3%	104
GRANDE, THE	2	98	4	4%	104
SOUTH BALDWIN MEDICAL CENTER GULF SHORES		83	21	20%	104
PEDIATRIC CARE CENTER- JACKSONVILLE BEACH		75	29	28%	104
ROHR HOME		101	3	3%	104
ESCAMBIA COUNTY JAIL DETENTION DIVISION		101	3	3%	104
FLORIDA STATE HOSPITAL CLINICAL LABORATORY		104			104
J FRANK AVEY MD		81	23	22%	104
EAST RIDGE RETIREMENT VILLAGE INC		104			104
DIATHERIX LABORATORIES		60	44	42%	104
North Lake Care Center		103	1	1%	104
WELLOW URGENT CARE PC		104			104
VISTA MANOR		92	12	12%	104
LATE HOURS URGENT CARE		58	45	44%	103
FHMG LAKE MARY PEDS		89	14	14%	103
ALL MY KIDS PEDIATRICS INC		75	27	26%	102
SEMINOLE SPORTS AND FAMILY MEDICINE		91	11	11%	102
MY CLINICAL LAB INC		17	85	83%	102
HOSPICE OF THE EMERALD COAST INC - PANAMA CITY	2	93	7	7%	102
THE VILLAGES REGIONAL HOSPITAL FREESTANDING		89	12	12%	101
FLORIDA MEDICAL CLINIC LLC		56	45	45%	101
A2Z DIAGNOSTICS		100	1	1%	101
ISLAND DOCTORS		12	89	88%	101
FAMILY MEDICAL CARE OF PALM BEACH		41	60	59%	101
BROOKDALE VERO BEACH SOUTH AL		101			101
Centre Pointe Health and Rehabilitation Center		89	11	11%	100
DOUGLAS T JACOBSON STATE VETERANS HOME		100			100
HAZELDEN FLORIDA	1	96	3	3%	100
Consulate Health Care of Port Charlotte		98	2	2%	100
CCS - BROWARD COUNTY JAIL		94	6	6%	100
WHITE PLAINS HOSPITAL CENTER LAB		96	4	4%	100
OPPENHEIMER PLASTIC SURGERY LLC		94	5	5%	99
PRIME HEALTH OF NORTH PORT LLC		88	11	11%	99
KINDRED HOSPITAL NORTH FLORIDA	3	90	6	6%	99

# COVID-19: testing by laboratory

Data through Mar 3, 2021 verified as of Mar 4, 2021 at 09:25 AM

Data in this report are provisional and subject to change.

The numbers in the table below represent the number of Florida and non-Florida residents for whom test results were received by the Department of Health. A person can be tested by more than one laboratory and can have both positive and negative results. **Therefore, the sum of the numbers in each column will be larger than the total number of people tested.**

Reporting lab	Inconclusive	Negative	Positive	Percent positive	Total
BAYCARE HEALTH SYSTEMS		2	97	98%	99
SANIBEL INTERNAL MEDICINE, LLC		96	3	3%	99
ST JOSEPH'S HOSPITAL LABORATORY			99	100%	99
GLOBAL CENTRAL LABS AT PPD	2	88	9	9%	99
EMERALD COAST CENTER		96	3	3%	99
Peninsula Care and Rehab		87	12	12%	99
CAREMOUNT MEDICAL - PATHOLOGY		95	4	4%	99
WESTCHESTER MEDICAL CENTER		96	3	3%	99
VIERA HOSPITAL			99	100%	99
CENTRAL FLORIDA HEALTH CARE		47	52	53%	99
VILLAS OF HOLLY BROOK - BRADENTON 14TH		99			99
FLORIDA COMMUNITY HEALTH CENTERS INC			98	100%	98
Cross Landings Health and Rehabilitation		97	1	1%	98
SEMINOLE COUNTY HEALTH DEPARTMENT		79	19	19%	98
PLAZA OF HALLANDALE BEACH		98			98
BONITA PHARMACY		89	9	9%	98
PruittHealth Fleming Island		86	12	12%	98
LANDMARK, THE		48	50	51%	98
URINEGOODHANDS LLC		96	2	2%	98
SUMMIT MEDICAL GROUP PA		88	10	10%	98
CHARLES CROFT MD	1	96	1	1%	98
ST MARK ASSISTED LIVING CENTER	1	85	12	12%	98
PREMIER MEDICAL CENTER LLC		98			98
SUNSHINE GARDENS		96	1	1%	97
ARBOR TRAIL		77	20	21%	97
WILTON MANORS HEALTH & REHABILITATION CENTER		88	9	9%	97
HURLBURT FIELD CLINIC		39	58	60%	97
MACADAMS HOME HEALTH AGENCY		96	1	1%	97
ATMORE COMMUNITY HOSPITAL LABORATORY		72	25	26%	97
HEALTH CENTERS AT BRENTWOOD		96	1	1%	97
RIDGEWOOD DIAGNOSTIC LABORATORY		92	5	5%	97
EC OPCO CARROLLWOOD LLC		91	6	6%	97
SEVEN HILLS HEALTH AND REHABILITATION CENTER		80	16	17%	96
ARBOR TERRACE SAN JOSE LLC	3	91	2	2%	96
PEDIATRIC ASSOCIATES ORLANDO		82	14	15%	96
MARKET STREET VIERA		95	1	1%	96
CVS		21	75	78%	96
BAYSHORE MEMORY CARE		96			96
PANCARE HEALTH GULF COUNTY		70	26	27%	96
SURFSIDE URGENT CARE		77	19	20%	96
ESCAMBIA COUNTY JAIL	1	69	26	27%	96
MIAMI BEACH COMMUNITY HEALTH CENTER		1	94	99%	95
ORLANDO LUTHERAN TOWERS ASSISTED LIVING		95			95
PALMS EDGE	1	88	6	6%	95
MINNESOTA TWINS		90	5	5%	95
SIGNATURE HEALTHCARE OF PORT CHARLOTTE		88	7	7%	95

# COVID-19: testing by laboratory

Data through Mar 3, 2021 verified as of Mar 4, 2021 at 09:25 AM

Data in this report are provisional and subject to change.

The numbers in the table below represent the number of Florida and non-Florida residents for whom test results were received by the Department of Health. A person can be tested by more than one laboratory and can have both positive and negative results. **Therefore, the sum of the numbers in each column will be larger than the total number of people tested.**

Reporting lab	Inconclusive	Negative	Positive	Percent positive	Total
SUPERIOR RESIDENCES OF LECANTO		80	15	16%	95
ST PETERSBURG PEDIATRICS-SEMINOLE		82	13	14%	95
THE TERRACE OF KISSIMMEE		80	15	16%	95
CROSS CITY REHABILITATION AND HEALTH CARE CENTER		72	23	24%	95
DEVANSH LAB WERKS INC		79	16	17%	95
325TH MEDICAL GROUP		83	12	13%	95
ADVENT HEALTH CENTRA CARE - EAST ORLANDO		65	29	31%	94
DIAGNOSTIC SOLUTIONS		3	91	97%	94
MICRO PATH LABORATORIES INC		91	3	3%	94
CONSULATE HEALTH CARE OF SARASOTA□	1	93			94
QPS, LLC		91	3	3%	94
Golfview Healthcare Center		90	3	3%	93
PENNSYLVANIA DEPT OF HEALTH		21	72	77%	93
CARE RESOURCE COMMUNITY HEALTH CENTERS INC		91	2	2%	93
KALEIDA HEALTH CENTER FOR LABORATORY		87	6	6%	93
VITAS HEALTHCARE		83	10	11%	93
ADVENTHEALTH MEDICAL GROUP PRIMARY CARE		89	4	4%	93
LAKELAND REGIONAL HEALTH LAKE MIRIAM		50	42	46%	92
LECONTE MEDICAL CENTER LAB		73	19	21%	92
HARBORCHASE OF NAPLES		79	13	14%	92
KORGENE LAB	1	23	68	74%	92
ADVENT HEALTH CENTRA CARE - WATERMAN		79	13	14%	92
MINUTECLINIC DIAGNOSTIC		86	6	7%	92
LABCORP RTP		34	58	63%	92
HOSPICE OF MARTIN & ST LUCIE, INC		88	3	3%	91
TUSCAN ISLE OPERATING COMPANY LLC DBA		88	3	3%	91
JOHN KNOX VILLAGE OF FLORIDA ALF	1	86	4	4%	91
BAHIA OAKS LODGE		85	6	7%	91
HERON CLUB AT PRESTANCIA		89	2	2%	91
NORTH SHORE MEDICAL LABS	1	82	7	8%	90
FIRST CHOICE PEDIATRICS INC		83	7	8%	90
CENTURY CENTER FOR REHABILITATION & HEALING		72	18	20%	90
MAGNOLIA DIAGNOSTIC		2	88	98%	90
JACKSONVILLE VA UNIVERSITY OPC	4	83	3	3%	90
KEYS MEDICAL GROUP			90	100%	90
MINUTECLINIC DIAGNOSTIC OF SOUTH CAROLINA, LLC		74	16	18%	90
ADVANCED EMURGENT CARE		27	62	70%	89
BAY REGIONAL URGENT CARE	1	51	37	42%	89
NSPIRE HEALTHCARE TAMARAC		80	9	10%	89
MEMORY CARE OF NAPLES		89			89
AHEC CLINIC		7	82	92%	89
MOOSEHAVEN LIFE CARE CENTER		89			89
HAWTHORN HOUSE□		75	14	16%	89
STUART LODGE LIVING LLC		66	23	26%	89
ATRIUM AT LIBERTY PARK□		85	4	4%	89
DELAND WELLNESS CENTER			89	100%	89

# COVID-19: testing by laboratory

Data through Mar 3, 2021 verified as of Mar 4, 2021 at 09:25 AM

Data in this report are provisional and subject to change.

The numbers in the table below represent the number of Florida and non-Florida residents for whom test results were received by the Department of Health. A person can be tested by more than one laboratory and can have both positive and negative results. **Therefore, the sum of the numbers in each column will be larger than the total number of people tested.**

Reporting lab	Inconclusive	Negative	Positive	Percent positive	Total
ARDEN COURTS OF LELY PALMS□		87	2	2%	89
FREEDOM INN AT TARPON SPRINGS		82	7	8%	89
LEE MEMORIAL HEALTH SYSTEM HEALTH FAIR		84	5	6%	89
NORTH FLORIDA SPINE AND WELLNESS		69	20	22%	89
Winter Garden Rehab and Nursing Facility		77	11	13%	88
East Bay Rehabilitation Center		54	34	39%	88
EPWORTH VILLAGE RETIREMENT COMMUNITY		88			88
AVERO DIAGNOSTICS		64	24	27%	88
PEDIATRICS IN BREVARD PA- ROCKLEDGE		54	34	39%	88
LAKE GIBSON VILLAGE, LLC		85	3	3%	88
GOVERNOR'S CREEK HEALTH & REHABILITATION		87	1	1%	88
PACIFIC ANALYTICS			87	100%	87
CALADIUM PEDIATRICS		79	8	9%	87
BRANDON HEALTH AND REHABILITATION CENTER	1	85	1	1%	87
ERIE COUNTY MEDICAL CTR CLINICAL LABS		82	4	5%	86
STONY BROOK UNIVERSITY MEDICAL CENTER		72	14	16%	86
SOUTH GEORGIA MEDICAL CENTER		48	38	44%	86
DISCOVERY VILLAGE AT THE FORUM		86			86
PENSACOLA DEVELOPMENTAL CENTER		67	19	22%	86
BAPTIST MEDICAL CENTER SOUTH		70	16	19%	86
LABFIRST - DEPARTMENT OF PATHOLOGY		81	4	5%	85
PORT CHARLOTTE REHABILITATION CENTER		72	13	15%	85
TURNING POINT OF TAMPA		79	6	7%	85
MIAMI SHORES NURSING & REHAB		85			85
WALGREENS #12673		82	3	4%	85
MINUTECLINIC DIAGNOSTIC OF TEXAS, LLC		75	10	12%	85
LIFESTREAM BEHAVIORIAL CENTER		64	21	25%	85
AVANTE AT Ocala INC		55	30	35%	85
W. FRANK WELLS NURSING HOME		84	1	1%	85
NITE LITE PEDIATRICS - JACKSONVILLE		76	8	10%	84
DEBARY HEALTH AND REHABILITATION CENTER		81	3	4%	84
Baldwin Pediatrics		73	11	13%	84
ARBOR OAKS AT TYRONE	9	73	2	2%	84
PINES OF SARASOTA GARDEN		84			84
LENOX HILL HOSPITAL		78	6	7%	84
CLYDE E LASSEN STATE VETERANS NURSING HOME		59	25	30%	84
LAFAYETTE NURSING AND REHABILITATION CENTER		81	2	2%	83
A COUNTRY PLACE ASSISTED LIVING FACILITY		81	2	2%	83
BARBARA O'REILLY MD PA		80	3	4%	83
SONATA WEST		81	2	2%	83
GRAND OAKS OF JENSEN BEACH LLC□		82	1	1%	83
CAN COMMUNITY HEALTH		82	1	1%	83
LABCORP EMPLOYER SERVICES		82	1	1%	83
CANOPY ON BERRYHILL, THE		51	32	39%	83
WINDSOR OAKS		81	1	1%	82
HUNTSVILLE HOSPITAL LABORATORY		57	25	30%	82

# COVID-19: testing by laboratory

Data through Mar 3, 2021 verified as of Mar 4, 2021 at 09:25 AM

Data in this report are provisional and subject to change.

The numbers in the table below represent the number of Florida and non-Florida residents for whom test results were received by the Department of Health. A person can be tested by more than one laboratory and can have both positive and negative results. **Therefore, the sum of the numbers in each column will be larger than the total number of people tested.**

Reporting lab	Inconclusive	Negative	Positive	Percent positive	Total
Lexington Health and Rehabilitation Center		82			82
EXPERTUS LABORATORIES INC		28	54	66%	82
EAST ALABAMA MEDICAL CENTER LABORATORY		70	12	15%	82
BRILLIANCE ASSISTED LIVING		65	17	21%	82
FLORIDA ATLANTIC UNIVERSITY		76	6	7%	82
THE PAVILION FOR HEALTH CARE		72	10	12%	82
UNIVERSTIY CENTER MEDICAL LLC DBA	1	77	4	5%	82
CORNERSTONE MEDICAL CARE OF BRANDON PL		68	14	17%	82
LAB		29	53	65%	82
ASHRAF MEDICAL GROUP PLLC DBA PULSE MD		79	3	4%	82
GIBBENS FAMILY MEDICAL, LLC		63	18	22%	81
BAY PINES MEDICAL ASSOCIATES		1	80	99%	81
FLORIDA DEPARTMENT OF HEALTH IN WALTON COUNTY		68	13	16%	81
CARE CENTERS OF NASSAU, LLC - HENDRICKS RD		81			81
BIO-TECH CLINICAL LABORATORIES		41	40	49%	81
MENORAH HOUSE		79	1	1%	80
NEW SMYRNA BEACH URGENT CARE			80	100%	80
HARBOR BEACH NURSING AND REHABILITATION CENTER		77	3	4%	80
LONG TERM CARE OF JAY, LLC		59	21	26%	80
CATHOLIC HEALTH SYSTEM DEPT LABORATORY		78	2	3%	80
AMERICAN HEALTH ASSOCIATES INC		63	17	21%	80
PLYMOUTH HOME FOR ADULTS, INC.	8	70	1	1%	79
EDGEWATER AT WATERMAN VILLAGE		78	1	1%	79
VETERANS AFFAIRS MEDICAL CENTER - PALO ALTO		28	51	65%	79
CBS LABS OF TAMPA LLC		3	76	96%	79
BALMORAL TENANT SERVICES INC	1	43	35	44%	79
MINUTECLINIC DIAGNOSTIC OF SOUTH CARO		66	13	16%	79
ACE BIOMEDICAL LABS LLC		66	13	16%	79
Madison Health and Rehabilitation Center		42	36	46%	78
BEACHES PEDIATRICS PA		73	5	6%	78
CHAMBREL AT ISLAND LAKE		75	3	4%	78
MD 365 MEDICAL CARE PLLC		78			78
LAKE MORTON PLAZA		75	3	4%	78
BHA TITUSVILLE CLINIC		70	8	10%	78
ROSECASTLE AT DELANEY CREEK		77	1	1%	78
MINUTECLINIC DIAGNOSTIC OF NORTH CARO		70	8	10%	78
TRUE NORTH HEALTH NAVIGATION LLC DBA DISPATCHHEALTH	1	60	16	21%	77
PARK OF THE PALMS INC		77			77
QUALITY URGENT CARE AND WELLNESS		40	37	48%	77
HEALTH FIRST - PALM BAY HOSPITAL		2	75	97%	77
ORANGE PARK PEDIATRICS		69	8	10%	77
WEST		63	14	18%	77
ORANGE CITY NURSING AND REHAB		75	2	3%	77
EMERALD COAST BEHAVIORAL HOSPITAL		71	6	8%	77
NORTH PORT REHABILITATION AND NURSING CENTER		75	1	1%	76
S-H THIRTY-FIVE OPCO- PORT ST LUCIE, LLC	1	75			76

# COVID-19: testing by laboratory

Data through Mar 3, 2021 verified as of Mar 4, 2021 at 09:25 AM

Data in this report are provisional and subject to change.

The numbers in the table below represent the number of Florida and non-Florida residents for whom test results were received by the Department of Health. A person can be tested by more than one laboratory and can have both positive and negative results. **Therefore, the sum of the numbers in each column will be larger than the total number of people tested.**

Reporting lab	Inconclusive	Negative	Positive	Percent positive	Total
CLINICAL PATHOLOGY ASSOCIATES-SONIC REFERENCE LAB		76			76
WALGREENS 9627		70	6	8%	76
CENTRAL BALDWIN IMMEDIATE CARE & FAMILY PRACTICE		58	18	24%	76
WEST VOLUSIA FAMILY AND SPORTS MEDICINE		75	1	1%	76
MOBILE PHYSICIAN SERVICES INC		68	8	11%	76
BAPTIST HEALTH SOUTH FLORIDA - WEST BOCA URGENT CARE		52	24	32%	76
LANDMARK HOSPITAL SOUTHWEST FLORIDA LLC		73	3	4%	76
DYNAMIC MEDICAL USA			76	100%	76
WINDSOR REFLECTIONS		75	1	1%	76
LAB PLUS, LLC AT SAINT THOMAS WEST HOSPITAL		61	14	19%	75
AU HEALTH		61	14	19%	75
BLISS HEALTHCARE SERVICES	1	52	22	29%	75
ARDEN COURTS OF SARASOTA		59	16	21%	75
ST VINCENT'S BIRMINGHAM		69	6	8%	75
BOND CLINIC PA		43	32	43%	75
TOTAL CARE PLUS LLC			75	100%	75
RAPID RELIABLE TESTING NY LLC		69	6	8%	75
PROMEDICA LABORATORIES		21	54	72%	75
ADVENTHEALTH EXPRESSCARE		45	30	40%	75
FLORIDA PEDIATRIC GROUP		27	48	64%	75
LAKE HOWELL FAMILY MEDICINE ASSOCIATES		63	11	15%	74
PENSACOLA PEDIATRICS MILTON		65	9	12%	74
NOAH CLINICAL LABORATORY		63	11	15%	74
HUNTINGTON HOSPITAL LABORATORY		71	3	4%	74
BROWARD HEALTH MEDICAL CENTER		3	71	96%	74
BROOKDALE OVIEDO		72	2	3%	74
CONSULATE HEALTH CARE - LAKE MARY		72	1	1%	73
KEYSTYLE LIVING LLC	1	71	1	1%	73
LAKE WALES OPERATING GROUP LLC		68	5	7%	73
SCOTT LAKE HEALTH AND REHABILITATION CENTER		71	2	3%	73
CRESTVIEW URGENT CARE		5	68	93%	73
WATERCREST ST LUCIE WEST	1	69	3	4%	73
BROWARD HEALTH MEDICAL CENTER CLINICAL LAB			73	100%	73
SIMED LABORATORY		57	16	22%	73
PUTNAM COUNTY SHERIFFS OFFICE		67	6	8%	73
MINUTECLINIC DIAGNOSTIC OF OHIO LLC		57	16	22%	73
PUBLIC SQUARE PHARMACY LLC		55	17	24%	72
ALTAMONTE PEDIATRIC ASSOCIATES		31	41	57%	72
PANIRA HEALTHCARE CLINIC		2	70	97%	72
HOLMES COUNTY HEALTH DEPARTMENT	1	58	13	18%	72
CATHOLIC HEALTH SERVICES REGIONAL LAB		65	7	10%	72
CRAIG BERGER MD PL D/B/A BAY AREA EYE INSTITUTE		72			72
HAVEN OF OUR LADY OF PEACE		72			72
FHMG- FLORIDA HOSPITAL MEDICAL GROUP		62	10	14%	72
WALGREENS 2941		68	3	4%	71
ADVANCED LAB		67	4	6%	71

# COVID-19: testing by laboratory

Data through Mar 3, 2021 verified as of Mar 4, 2021 at 09:25 AM

Data in this report are provisional and subject to change.

The numbers in the table below represent the number of Florida and non-Florida residents for whom test results were received by the Department of Health. A person can be tested by more than one laboratory and can have both positive and negative results. **Therefore, the sum of the numbers in each column will be larger than the total number of people tested.**

Reporting lab	Inconclusive	Negative	Positive	Percent positive	Total
COOPER FAMILY MEDICAL PLLC		52	19	27%	71
INN AT ASTON GARDENS AT PELICAN POINTE,THE		67	4	6%	71
NORTH FLORIDA PEDIATRICS		57	14	20%	71
KINDRED AT HOME		62	9	13%	71
STERLING HOUSE OF TALLAHASSEE	3	62	6	8%	71
AMMON LABS		61	10	14%	71
SUMMIT AT VENICE	2	63	5	7%	70
USF HEALTH MORSANI CENTER		5	65	93%	70
OAK MANOR NURSING HOME		66	4	6%	70
ADVENT HEALTH - LAKE MARY		60	10	14%	70
RARITAN BAY PERTH AMBOY		63	7	10%	70
Highlands Regional Hospital		63	7	10%	70
JERICOHO URGENT CARE		67	3	4%	70
G & R HEALTH MART PHARMACY		58	12	17%	70
SUNCOAST COMMUNITY HEALTH CENTERS PEDIATRICS		21	49	70%	70
GV NAPLES OPCO, LLC		68	1	1%	69
PARKSIDE INN	3	64	2	3%	69
PANCARE HEALTH - MALONE CLINIC		62	7	10%	69
PLANTATION GENERAL HOSPITAL CLINICAL LAB		26	43	62%	69
MEMORIAL MANOR		69			69
ASSOCIATED CLINICAL LABORATORIES		61	8	12%	69
CP/AIG PENSACOLA DEVELOPMENT LLC		66	3	4%	69
HERITAGE HEALTHCARE AND REHABILITATION CENTER		69			69
COLLIER PHARMACY		60	9	13%	69
SAN JOSE SENIOR CARE LLC	1	43	25	36%	69
BOND CLINIC DR ELDEEB		35	33	49%	68
MINUTECLINIC DIAGNOSTIC OF NORTH CAROL		58	10	15%	68
PALM BAY HOSPITAL			68	100%	68
STONY BROOK SOUTHAMPTON		67	1	1%	68
Avante at St Cloud, Inc.		66	2	3%	68
ABSOLUTE HEALTH INTERNAL MEDICINE AND PEDIATRICS		58	10	15%	68
SUNCOAST OPTIMAL WELLNESS		23	45	66%	68
JENNIFER J CHIAVETTA-GRLSANTI DC		55	13	19%	68
AEL- MEMPHIS		17	51	75%	68
MID FLORIDA PRIMARY CARE PA		55	13	19%	68
EXPRESS DOCS LLC			68	100%	68
MD LABS		41	27	40%	68
MISIR DRUGS LLC		56	12	18%	68
BROOKDALE BONITA SPRINGS		67	1	1%	68
BARRY UNIVERSITY STUDENT HEALTH SERVICES		37	31	46%	68
GATTOLINE ENTERPRISES, INC. DBA FAMILY CARE PHARMACY		58	10	15%	68
EISENHOWER ARMY MEDICAL CENTER		61	7	10%	68
GENPATH			67	100%	67
MEASE MANOR INC		63	4	6%	67
BIG BOCA SMILES LLC		65	2	3%	67
SOUTH LAKE PEDIATRICS		62	5	7%	67

# COVID-19: testing by laboratory

Data through Mar 3, 2021 verified as of Mar 4, 2021 at 09:25 AM

Data in this report are provisional and subject to change.

The numbers in the table below represent the number of Florida and non-Florida residents for whom test results were received by the Department of Health. A person can be tested by more than one laboratory and can have both positive and negative results. **Therefore, the sum of the numbers in each column will be larger than the total number of people tested.**

Reporting lab	Inconclusive	Negative	Positive	Percent positive	Total
CL BRUMBACK PRIMARY CARE CLINICS		17	50	75%	67
MED EXPRESS		6	60	91%	66
AMERICAN FAMILY MEDICAL		53	13	20%	66
MEDEX MEDICAL EXPRESS OF PALATKA			66	100%	66
JACOBI MEDICAL CENTER		61	5	8%	66
TITUSVILLE FAMILY PRACTICE		16	50	76%	66
SOMERBY OF SANTA ROSA BEACH		57	9	14%	66
INDIGO MANOR		22	44	67%	66
SUMMER VISTA ASSISTED LIVING		38	27	42%	65
MORTON PLANT HOSPITAL NURSING		1	64	98%	65
ISLAND COAST PEDIATRICS		58	7	11%	65
NORTH SHORE UNIVERSITY HOSPITAL LABORATORY		59	6	9%	65
LUTHERAN HAVEN ASSISTED LIVING		65			65
EC OPCO PENSACOLA, LLC		64	1	2%	65
TREASURE COAST FORENSIC TREATMENT CTR		44	21	32%	65
PRIMECARE AT TWIN LAKES		1	64	98%	65
VETERANS AFFAIRS MEDICAL CENTER - GULF COAST		27	38	58%	65
BISHOP GRADY VILLAS		63	2	3%	65
BROOKDALE CENTRE POINTE	1	64			65
OKEECHOBEE URGENT CARE		17	48	74%	65
TRINITY AL SENIOR HOUSING LLC		45	19	30%	64
NOMI HEALTH LAB SERVICES LLC		5	59	92%	64
Stratford Court of Palm Harbor		54	10	16%	64
JOSEPH L MORSE GERIATRIC CENTER	2	59	3	5%	64
NEMOURS CHILDRENS PRIMARY CARE OVIEDO		51	13	20%	64
GREENLEAF ALF		63	1	2%	64
LEVY COUNTY DEPARTMENT OF HEALTH		47	17	27%	64
WADSWORTH HEALTH CENTER		61	3	5%	64
MEDRITE URGENT CARE		52	12	19%	64
LAKE CITY VA MEDICAL CENTER			64	100%	64
ADVENT HEALTH CENTRA CARE - WINTER GARDEN		18	46	72%	64
AFTER HOURS PEDIATRICS			64	100%	64
CORAL GABLES HOSPITAL			64	100%	64
OUT OF STATE		40	24	38%	64
NXGEN MDX		20	44	69%	64
DAVID POSNACK JEWISH DAY SCHOOL		63			63
AEGIS MEDICAL GROUP		47	16	25%	63
VIERA HEALTH AND REHABILITATION CENTER		62	1	2%	63
BEEHIVE HOMES OF GULF BREEZE		47	16	25%	63
ARDEN COURTS OF PALM HARBOR		47	16	25%	63
APC PEDIATRICS AT RYE ROAD MEDICAL PARK		63			63
THOMAS INTERNAL MEDICINE		52	11	17%	63
MEDI CLINIC SARASOTA INC		62	1	2%	63
HARMONY CLINIC		1	62	98%	63
BOND AND STEELE CLINIC, PA		50	13	21%	63
MED ONE AT SAINT AUGUSTINE		33	30	48%	63

# COVID-19: testing by laboratory

Data through Mar 3, 2021 verified as of Mar 4, 2021 at 09:25 AM

Data in this report are provisional and subject to change.

The numbers in the table below represent the number of Florida and non-Florida residents for whom test results were received by the Department of Health. A person can be tested by more than one laboratory and can have both positive and negative results. **Therefore, the sum of the numbers in each column will be larger than the total number of people tested.**

Reporting lab	Inconclusive	Negative	Positive	Percent positive	Total
MENTAL HEALTH CARE INC		53	9	15%	62
PEDIATRIC SERVICES OF AMERICA INC		60	2	3%	62
SAMFORD UNIVERSITY HEALTH SERVICES		61	1	2%	62
BURRY'S PHARMACY INC		37	25	40%	62
LAKELAND REGIONAL HEALTH		38	24	39%	62
OVERLOOK HOSPITAL LABORATORY		57	5	8%	62
CSL PLASMA INC		7	55	89%	62
Summit Medical Group, Pa DbA Citymd		56	6	10%	62
EMERALD COAST HOSPICE		60	1	2%	61
BROOKDALE PALM COAST		61			61
WASHINGTON REHABILITATION AND NURSING CENTER		51	10	16%	61
HERNANDO COUNTY FIRE RESCUE DISTRICT		27	34	56%	61
MICHAEL AKPEKE MD		52	9	15%	61
ST JOHNS COUNTY DETENTION CENTER		61			61
PANCARE HEALTH - FREEPORT CLINIC SUITE B		52	9	15%	61
NORTH FLORIDA MEDICAL CENTER		57	4	7%	61
NORTH CENTRAL BRONX HOSPITAL		59	2	3%	61
BIGGERS FAMILY MEDICINE PA	1	55	5	8%	61
Winter Park Care and Rehab		60	1	2%	61
DASCENA, INC		52	9	15%	61
ADVENT HEALTH - PALM COAST		1	59	98%	60
DELCARE PA		45	15	25%	60
ARDEN COURTS OF WEST PALM BEACH		60			60
TWIN CREEKS ASSISTED LIVING & MEMORY CARE		57	3	5%	60
PALM BAY URGENT CARE		28	32	53%	60
WILSON MEMORIAL REGIONAL MEDICAL CENTER		56	4	7%	60
PEDIATRIC SERVICES AND BREATHING CENTER PA		45	15	25%	60
CINNAMON COVE ALF		59	1	2%	60
THE PRESERVE AT CLEARWATER		58	2	3%	60
81ST MEDICAL GROUP		28	32	53%	60
INTERNAL LAB		50	9	15%	59
TBI RESIDENTIAL SERVICES, INC.		48	11	19%	59
BAPTIST HEALTH URGENT CARE AT PLANTATION		50	9	15%	59
UHEALTH AT FISHER ISLAND			59	100%	59
LPG CONVENIENT CARE AT PINE ISLAND ROAD		53	6	10%	59
FLORIDA HEALTH CARE		8	51	86%	59
CARDIOLOGY AND MEDICINE ASSOCIATES		43	16	27%	59
FERN PARK DEVELOPMENTAL CENTER		5	54	92%	59
MILLENM PHYSICIANS GROUP		1	58	98%	59
RITECARE MED CTR H			59	100%	59
WAVE CREST HEALTH AND REHABILITATION CENTER		57	2	3%	59
SOS MOBILE MEDICAL CARE LLC		48	11	19%	59
FLORIDA MEDICAL CLINIC PA		46	13	22%	59
BIOTECH		52	7	12%	59
GRAND ST PAUL CVS		58			58
KINDRED HOSPITAL CENTRAL TAMPA BLOOD GAS	1	52	5	9%	58

# COVID-19: testing by laboratory

Data through Mar 3, 2021 verified as of Mar 4, 2021 at 09:25 AM

Data in this report are provisional and subject to change.

The numbers in the table below represent the number of Florida and non-Florida residents for whom test results were received by the Department of Health. A person can be tested by more than one laboratory and can have both positive and negative results. **Therefore, the sum of the numbers in each column will be larger than the total number of people tested.**

Reporting lab	Inconclusive	Negative	Positive	Percent positive	Total
TROY REGIONAL MEDICAL CENTER		47	11	19%	58
TROPICANA MANUFACTURING COMPANY INC		54	4	7%	58
Margate Health and Rehabilitation Center		56	2	3%	58
SONATA BOCA RATON		54	4	7%	58
MICHIGAN DEPARTMENT OF HEALTH AND HUMAN SERVICES	1		57	98%	58
GRAND VILLA OF DELAND		52	6	10%	58
NORTHEAST FLORIDA STATE HOSP-NURSING		56	1	2%	57
LINCOLN MEDICAL AND MENTAL HEALTH CENTER		54	3	5%	57
THE CANOPY AT BERRYHILL		57			57
KAPG FLEMING ISLAND SENIOR HOUSING OPCO LLC	1	56			57
HORIZON ALF		56	1	2%	57
Palms at Ponte Vedra Assisted Living and Memory Care		54	3	5%	57
MALCOM RANDALL DEPT OF VAMC			57	100%	57
ALZHEIMERS CARE CENTER OF VIERA LTD		37	20	35%	57
ASCENSION SACRED HEART BAY LABORATORY		54	3	5%	57
BioReference Laboratories, Inc		7	50	88%	57
Conway Lakes Health and Rehabilitation Center		57			57
INNOVATIVE GENOMICS, LLC		38	19	33%	57
ST FRANCIS HOSPITAL		49	8	14%	57
MAUREEN OROURKE-FUTEY			56	100%	56
VITAS HEALTHCARE CORP OF FLORIDA		55	1	2%	56
INTERNAL MEDICINE ASSOCIATES PA		52	4	7%	56
KEY WEST MEDICAL CENTER	1	50	5	9%	56
MEDLOGIC LABORATORIES		3	53	95%	56
EAGLES WATCH CLUSTER		47	9	16%	56
PHYSICIANS PRIMARY CARE OF SOUTHWEST FLORIDA		39	17	30%	56
ATRIA PARK OF LAKE FOREST (WG HERITAGE LF LLC)		54	2	4%	56
HIALEAH HOSPITAL RESPIRATORY DEPT			56	100%	56
TIFFANY HALL NURSING AND REHAB		44	12	21%	56
EAST HILL PHARMACY		38	18	32%	56
Gabisa Medical LLC		56			56
STEINHATCHEE FAMILY MEDICAL CENTER	1	48	7	13%	56
TUKA PEDIATRICS		7	49	88%	56
CDR MAGUIRE INC	1	7	47	85%	55
KENDALL REGIONAL MEDICAL CENTER LAB	3		52	95%	55
SUWANNEE COUNTY SHERIFF OFFICE		52	3	5%	55
life Care Center of Melbourne		38	17	31%	55
SONATA HUNTERS CREEK		47	8	15%	55
MARQUIS LABS, LLC		54	1	2%	55
TOWERS HOME CARE		51	4	7%	55
PREMIER MEDICAL ASSOCIATES ALL FLORIDA LLC		54	1	2%	55
COOPER FAMILY MEDICAL, PLLC		45	10	18%	55
CARE CENTERS OF NASSAU LLC MINER ROAD SOUTH		55			55
GENESIS DERMATOLOGY		51	4	7%	55
NITE LITE PEDIATRICS - PORT ST. LUCIE		46	9	16%	55
PANCARE HEALTH - JACKSON COUNTY		44	11	20%	55

# COVID-19: testing by laboratory

Data through Mar 3, 2021 verified as of Mar 4, 2021 at 09:25 AM

Data in this report are provisional and subject to change.

The numbers in the table below represent the number of Florida and non-Florida residents for whom test results were received by the Department of Health. A person can be tested by more than one laboratory and can have both positive and negative results. **Therefore, the sum of the numbers in each column will be larger than the total number of people tested.**

Reporting lab	Inconclusive	Negative	Positive	Percent positive	Total
JUNIPER VILLAGE AT NAPLES		53	1	2%	54
ALLIANCE PEDIATRICS		24	30	56%	54
UNITED LABORATORY SERVICES CORPORATION		38	16	30%	54
SARASOTA CO. HEALTH DEPT # 58		40	14	26%	54
VITAS HEALTHCARE CORPORATION OF FL		41	13	24%	54
CERTUS MTD OPCC LLC		52	2	4%	54
ST. CLOUD MEDICAL GROUP		54			54
CHILDREN'S HOSPITAL OF ALABAMA		53	1	2%	54
FAMILY EXTENDED CARE OF PUNTA GORDA		54			54
CLERMONT HEALTH AND REHAB		40	14	26%	54
PALM BAY PEDIATRICS		36	18	33%	54
SARATOGA HOSPITAL LABORATORY		49	5	9%	54
PROMEDICA SENIOR LIVING		51	2	4%	53
Salerno Bay Health & Rehabilitation Center		44	9	17%	53
WALGREENS #06012		48	5	9%	53
ADVENT HEALTH - MOUNT DORA		9	44	83%	53
SOMERSET			53	100%	53
QUOTIENT SCIENCES LABS LLC			53	100%	53
VPA PC LAB		48	5	9%	53
Osprey Point Nursing Center		51	2	4%	53
APOLLOMDX LABS		31	22	42%	53
ALEXANDER NININGER STATE VETERANS		52			52
INTERNAL MEDICINE SPECIALIST		46	6	12%	52
MINUTECLINIC DIAGNOSTIC OF NEW JERSEY		45	7	13%	52
MERCY MEDICAL URGENT CARE CENTER INC		16	36	69%	52
NICEVILLE URGENT CARE		8	44	85%	52
ADVENT HEALTH		49	3	6%	52
SNH BRFL TENANT LLC	2	50			52
BIG BEND CARES, INC		43	8	16%	51
VALENCIA HOUSE ALF		50	1	2%	51
GATEWAY CARE CENTER		50	1	2%	51
PALM RIVER COMMUNITY HEALTH CENTER		46	5	10%	51
GULFVIEW MEDICAL INSTITUTE		51			51
THE GOOD SHEPARDS OF DELAND-WEST		50	1	2%	51
ROCKLEDGE REGIONAL MEDICAL CENTER		30	21	41%	51
LPG PEDIATRICS AT PAGE FIELD		50	1	2%	51
S-H THIRTY FIVE OPCO - ORANGE CITY, LLC		41	10	20%	51
BUECHELE DENTAL PA DBA CLERMONT FAMILY DENTISTRY		42	9	18%	51
FINLAY CLINICAL LABORATORY		20	31	61%	51
AVANTE ST CLOUD		48	3	6%	51
GOOD HEARTS COVID TESTING		8	43	84%	51
UNIVERSITY OF WEST FLORIDA, THE		50	1	2%	51
Jupiter Medical Center Pavilion		50	1	2%	51
CONCIMED LLC		41	9	18%	50
CVS MINUTE CLINIC		1	49	98%	50
REGENCY OAKS HEALTH CENTER		48	2	4%	50

# COVID-19: testing by laboratory

Data through Mar 3, 2021 verified as of Mar 4, 2021 at 09:25 AM

Data in this report are provisional and subject to change.

The numbers in the table below represent the number of Florida and non-Florida residents for whom test results were received by the Department of Health. A person can be tested by more than one laboratory and can have both positive and negative results. **Therefore, the sum of the numbers in each column will be larger than the total number of people tested.**

Reporting lab	Inconclusive	Negative	Positive	Percent positive	Total
TRADITIONAL HOME HEALTH OF PALM BEACH INC		49	1	2%	50
GOLDEN POND COMMUNITIES		50			50
ROCHESTER GENERAL HOSPITAL LABORATORY		46	4	8%	50
GENTIVA HEALTH SERVICES CERTIFIED INC		47	3	6%	50
INN AT THE FOUNTAINS, THE		34	16	32%	50
BENTON HOUSE OF PORT ORANGE		44	6	12%	50
LITTLE NECK URGENT CARE		48	2	4%	50
WEST ISLIP URGENT CARE		46	4	8%	50
ORCHID COVE AT DAYTONA		45	5	10%	50
FLORIDA HEALTH CARE DELAND			50	100%	50
BETHUNE-COOKMAN UNIVERSITY		32	18	36%	50
SOUTHEAST ALABAMA MEDICAL CENTER			50	100%	50
PENNSYLVANIA DEPARTMENT OF HEALTH BUREAU OF LABORATORIES			50	100%	50
WALGREENS #10373		48	2	4%	50
HEALTH FIRST - CAPE CANAVERAL HOSPITAL		1	48	98%	49
SAFARI PEDIATRICS PA		48	1	2%	49
SOLARIS SENIOR LIVING NORTH NAPLES		48	1	2%	49
DOH		23	26	53%	49
USF		1	48	98%	49
NORTHBROOK CENTER FOR□		47	2	4%	49
ALLEGRO		47	2	4%	49
BARNETT PARK□		2	47	96%	49
ST CLOUD PHYSICIAN MANAGEMENT LLC DBA ST CLOUD		28	21	43%	49
MEADOWCREST FAMILY PHYSICIANS PA	1	27	21	43%	49
DEVELOPMENTAL DISABILITIES DEFENDANT PROGRAM		47	2	4%	49
HCTB INC		47	2	4%	49
CAMPBELL URGENT CARE			49	100%	49
AESTHETIC ENHANCEMENTS		49			49
SOFT CELL LABORATORIES		45	4	8%	49
FAST PACE MEDICAL CLINIC, PLLC		42	7	14%	49
SOUTH CAROLINA DEPT OF HEALTH AND ENVIRONMENT CONTROL		10	39	80%	49
PREMIER MEDICAL ASSOCIATES		46	2	4%	48
ARTHREX MEDICAL CENTER		28	20	42%	48
CAREMED INTERNAL MEDICINE		30	18	38%	48
RAINBOW PEDIATRICS PC LLC / BREAKFAST POINT		38	10	21%	48
NAPLES PEDIATRICS INC□		43	5	10%	48
HILA BECKERMAN MD LLC	1	44	3	6%	48
BAY CENTER HURRICANE SHELTER		48			48
ROSECASTLE OF JACKSONVILLE LLC		47	1	2%	48
THE TERRACE OF JACKSONVILLE		3	45	94%	48
TREASURE COAST PEDIATRICS PA		43	5	10%	48
PHILLIPPE RIDGE		36	12	25%	48
COURTYARD GARDENS OF JUPITER		48			48
SEWANEE MOLECULAR DIAGNOSTICS LABORATO		48			48
INSTITUTE OF PATHOLOGY KINGS COUNTY		47	1	2%	48
GRAND OAKS OF PALM CITY LLC□	1	41	6	13%	48

# COVID-19: testing by laboratory

Data through Mar 3, 2021 verified as of Mar 4, 2021 at 09:25 AM

Data in this report are provisional and subject to change.

The numbers in the table below represent the number of Florida and non-Florida residents for whom test results were received by the Department of Health. A person can be tested by more than one laboratory and can have both positive and negative results. **Therefore, the sum of the numbers in each column will be larger than the total number of people tested.**

Reporting lab	Inconclusive	Negative	Positive	Percent positive	Total
NAVARRE GARDENS		41	6	13%	47
DEPT OF VA MED CENTE-WEST PALM BEACH			47	100%	47
BARNES HEALTHCARE OF FLORIDA LLC		44	3	6%	47
FHMG_CTR FOR SENIOR HEALTH		42	5	11%	47
HERNANDO ENDOSCOPY AND SURGERY CENTER		36	11	23%	47
GARDENS HEALTH NH LLC		47			47
CAPE REGIONAL MEDICAL CENTER		45	2	4%	47
PERSONAL PEDIATRICS		42	5	11%	47
PRACTICE MANAGEMENT OF AMERICA, INC.		7	40	85%	47
INTERLAB		1	46	98%	47
POPLAR HEALTHCARE PLLC	1	11	35	74%	47
KAPG ST AUGUSTINE SENIOR HOUSING OPCO LLC		37	9	20%	46
MOBILE DOC FL, LLC		29	17	37%	46
H LEE MOFFITT CANCER CENTER MICRO		46			46
PREMIER PLACE HEALTHCARE AT THE GLENVIEW		46			46
EAST MANATEE FAMILY	1	1	44	96%	46
AR ANESTHESIA LLC		45	1	2%	46
FAMILY EXTENDED CARE OF WINTER HAVEN		44	2	4%	46
HARTFORD HEALTH SERVICES LLC		46			46
ERDOX		44	2	4%	46
ADVENT HEALTH MEDICAL GROUP OB GYN AT		40	6	13%	46
ADVENT HEALTH EXPRESS CARE		4	42	91%	46
ADVENT HEALTH - LAKE WALES		34	12	26%	46
COLLIER BLVD HMA PHYSICIAN MANAGEMENT LLC		46			46
FUTURE PEDIATRICS		43	3	7%	46
HOME CARE PHARMACY		46			46
STUART URGENT CARE			45	100%	45
MINUTECLINIC DIAGNOSTIC OF KANSAS, PA		37	8	18%	45
REDI-MED WALK-IN FAMILY CARE			45	100%	45
FAMILY HEALTH CENTER		32	13	29%	45
NEW YORK PRESBYTERIAN - QUEENS DIAGNOSTIC		42	3	7%	45
COLLIER URGENT CARE CENTERS		44	1	2%	45
WINTER GARDEN REHAB AND NURSING CENTER		41	4	9%	45
NIGHT LITE PEDIATRICS CENTER LLC		10	35	78%	45
NEXT MOLECULAR ANALYTICS		14	31	69%	45
NORTH FLORIDA / SOUTH GEORGIA VETERANS HEALTH SYSTEM		1	44	98%	45
NEOGENOMICS LABORATORIES INC		45			45
EMERGENCY PHYSICIANS MEDICAL CENTER LLC		28	17	38%	45
SONORAN DESERT PATHOLOGY ASSOCIATES		2	43	96%	45
FELICIDAD MEDICAL CENTER			45	100%	45
SOUTHPORT SQUARE HARBOUR HEALTH		45			45
ALLIANCE OF PHYSICIANS AGAINST COVID-19			44	100%	44
GRAND AVENUE RX			44	100%	44
SILVER LAKE PEDIATRICS PA		40	4	9%	44
CALHOUN COUNTY HEALTH DEPT		20	24	55%	44
MARIANNA HEALTH AND REHABILITATION CENTER		43	1	2%	44

# COVID-19: testing by laboratory

Data through Mar 3, 2021 verified as of Mar 4, 2021 at 09:25 AM

Data in this report are provisional and subject to change.

The numbers in the table below represent the number of Florida and non-Florida residents for whom test results were received by the Department of Health. A person can be tested by more than one laboratory and can have both positive and negative results. **Therefore, the sum of the numbers in each column will be larger than the total number of people tested.**

Reporting lab	Inconclusive	Negative	Positive	Percent positive	Total
S-H THIRTY FIVE OPCO - LUTZ, LLC		43	1	2%	44
PEDIATRICS OF CENTRAL FLORIDA – SAINT CLOUD	2	40	2	5%	44
FLORIDA HOSPITAL		28	16	36%	44
COMPLETE HOME CARE OF THE PALM BEACHES LLC		41	3	7%	44
WG EVERGREEN WOODS SH LLC		44			44
CITYMD OF MANAHAWKIN		42	2	5%	44
SOUTHSIDE HOSPITAL NORTHWELL HEALTH LABORATORY		37	7	16%	44
THE MERIDIAN AT BOCA RATON	1	43			44
Gulf Shore Care Center		39	5	11%	44
ERIC C MRSHAL, MD, PC #1842		41	3	7%	44
ST VINCENTS PRIMARY CARE		39	5	11%	44
QHC UPSTATE MEDICAL PC		36	8	18%	44
MORTON PLANT			43	100%	43
PATRICK AIR FORCE BASE		3	40	93%	43
BENTLEY CARE CENTER		43			43
LAKE MARY KIDS CENTRA CARE		33	10	23%	43
BRANCH MEDICAL CLINIC			43	100%	43
MICHAEL A VENAZIO MD		40	3	7%	43
TERRACE AT HOBE SOUND, THE	1	39	3	7%	43
LARA HEALTH AND WELLNESS CENTER LLC		43			43
LINCOLN DIAGNOSTIC LAB		41	2	5%	43
BRP SH OPCO LLC		43			43
FREEDOM SQUARE NURSING CENTER□		35	8	19%	43
TAMPA BAY CONCIERGE DOCTOR, LLC		41	2	5%	43
MIRIMUS CLINICAL LABS	1	17	25	58%	43
Citymd Of Toms River		37	6	14%	43
PRINCETON VILLAGE□		39	4	9%	43
Guardian Care Nursing and Rehabilitation Center		43			43
GRACE MEDICAL HOME		33	10	23%	43
RADIOLOGY ASSOCIATES OF VENICE AND ENGLEWOOD		41	2	5%	43
TGH URGENT CARE POWERED BY FAST TRACK			43	100%	43
WOLFF CTR FOR CHILD & ADOLESCENT HEALTH PLLC,THE		26	17	40%	43
SAN CARLOS PHARMACY		39	4	9%	43
AVOW HOSPICE INC		43			43
MADISON COUNTY MEMORIAL HOSPITAL LABORATORY		15	27	64%	42
LUTHERAN HAVEN EXTENDED CONGREGATE CAR		42			42
FIRST CHOICE URGENT CARE		12	30	71%	42
MAIMONIDES-SHALOM ACADEMY, INC		41	1	2%	42
KIVA AT CANTERBURY		25	17	40%	42
CLINICAL LABORATORY		42			42
WALGREENS 3145		39	3	7%	42
CENTRA CARE – LAKE NONA		4	38	90%	42
SUNCOAST TECHNICAL COLLEGE SCHOOL OF HEALTH		42			42
ECOLAB GROUP		8	34	81%	42
HOLY NAME HOSPITAL LABORATORY		41	1	2%	42
BENTON HOUSE OF ST. JOHNS		40	2	5%	42

# COVID-19: testing by laboratory

Data through Mar 3, 2021 verified as of Mar 4, 2021 at 09:25 AM

Data in this report are provisional and subject to change.

The numbers in the table below represent the number of Florida and non-Florida residents for whom test results were received by the Department of Health. A person can be tested by more than one laboratory and can have both positive and negative results. **Therefore, the sum of the numbers in each column will be larger than the total number of people tested.**

Reporting lab	Inconclusive	Negative	Positive	Percent positive	Total
Atlantic Shore Nursing and Rehab		42			42
PLAINVIEW URGENT CARE		40	2	5%	42
BENTLEY VILLAGE II		33	9	21%	42
ISLAND URGENT CARE PLLC		40	2	5%	42
UNIVERSITY OF ALABAMA		38	3	7%	41
University Hills health and Rehabilitation		31	10	24%	41
INTERCOASTAL MEDICAL GROUP			41	100%	41
PATRICK MANOR INCORPORATED		41			41
DOH-WEST PALM BEACH BRANCH LABORATORY		2	39	95%	41
SPRING MANOR ASSISTED LIVING		41			41
BRONX LEBANON HOSPITAL-MEDICAL CENTER		37	4	10%	41
URGENT CARE & WELLNESS CENTER		10	31	76%	41
PEDIATRICS OF CENTRAL FLORIDA KISSI		33	8	20%	41
FLORIDA HOSPITAL NEW SMYRNA		4	37	90%	41
PRIDE DIAGNOSTICS		24	16	40%	40
PREMIER COMMUNITY HEALTHCARE GROUP INC		38	2	5%	40
DOT DOC SARASOTA		38	2	5%	40
CLINICAL PATHOLOGY LABORATORIES, INC		40			40
LOURDES HOSPITAL INC		38	2	5%	40
LONGLEAF DIAGNOSTIC LABORATORIES		11	29	73%	40
ROYAL PALM SENIOR RESIDENCE		40			40
NORTH CAROLINA DEPARTMENT OF HEALTH & HUMAN SERVICES	1		39	98%	40
NORTHWELL HEALTH PLAINVIEW HOSPITAL LABORATORY		31	9	23%	40
ADVENTIST HEALTH SYSTEM FLORIDA		27	13	33%	40
GRAMERCY PARK URGENT CARE		38	2	5%	40
AVALON PARK RETIREMENT RESIDENCE		39	1	3%	40
MINUTECLINIC DIAGNOSTIC OF HAWAII LLC		34	6	15%	40
UNION MEDICAL CARE PLLC		40			40
MID-FLORIDA PATHOLOGY, LLC		32	8	20%	40
LONG ISLAND UNIVERSITY - POST CAMPUS		40			40
CAPITAL REGIONAL MEDICAL CENTER		2	38	95%	40
BRADFORD COUNTY HEALTH DEPARTMENT		39	1	3%	40
PACIFICA SENIOR LIVING OCALA		35	5	13%	40
THE TRADITION OF THE PALM BEACHES		38	1	3%	39
CEDAR CREEK AT KINGS BAY INC		39			39
MINUTE CLINIC INCORPORATE		32	7	18%	39
SUMTER PEDIATRICS		36	3	8%	39
STAT ONE URGENT CARE CENTER		2	37	95%	39
CROSSROADS URGENT CARE		24	15	38%	39
CARE 4 U MANAGEMENT, INC			39	100%	39
KESHAV RX LLC		33	6	15%	39
JUNIPER VILLAGE AT CAPE CORAL		34	5	13%	39
MIAMI CLINICAL RESEARCH CORP			39	100%	39
ADVENT HEALTH CENTRA CARE - LAKE LAND		30	9	23%	39
BAYSHORE PATHOLOGY CONSULTANTS PA		37	2	5%	39
MEDEX MEDICAL EXPRESS OF PALATKA LLC			39	100%	39

# COVID-19: testing by laboratory

Data through Mar 3, 2021 verified as of Mar 4, 2021 at 09:25 AM

Data in this report are provisional and subject to change.

The numbers in the table below represent the number of Florida and non-Florida residents for whom test results were received by the Department of Health. A person can be tested by more than one laboratory and can have both positive and negative results. **Therefore, the sum of the numbers in each column will be larger than the total number of people tested.**

Reporting lab	Inconclusive	Negative	Positive	Percent positive	Total
LAKELAND REGIONAL HEALTH GATEWAY CENTER		16	23	59%	39
CENTRAL FLORIDA PEDIATRICS		13	26	67%	39
WG BAYPOINT VILLAGE SH LLC		38	1	3%	39
BAY COUNTY JAIL ANNEX		34	5	13%	39
CLINICAL RESEARCH SEQUENCING PLATFORM		8	31	79%	39
GUYAN VALLEY WELLNESS CENTER		32	7	18%	39
LAKE INTERNAL MEDICINE ASSOCIATES PA		32	6	16%	38
MISSION OAKS ASSISTED LIVING		36	2	5%	38
HOMEWOOD RESIDENCE AT FREEDOM PLAZA		37	1	3%	38
CCRC @ SUNFLOWER LLC		35	3	8%	38
BOND CLINIC, PA		9	29	76%	38
BIOFIRE		7	31	82%	38
FLORIDA DEPARMENT OF HEALTH CLAY COUNTY		25	13	34%	38
VIP WALK IN CLINIC		19	19	50%	38
OCOEE PEDIATRICS		31	7	18%	38
CITRUS COUNTY HEALTH DEPARTMENT		34	4	11%	38
STEWART MEDICAL GROUP, INC		21	17	45%	38
AUTUMN OF SARASOTA		12	26	68%	38
BRIDGEVIEW CENTER LLC		27	11	29%	38
ROYAL CARE OF AVON PARK		35	3	8%	38
DUVAL PHARMACY		29	9	24%	38
MOLECULAR DIAGNOSTICS		5	33	87%	38
ST AUGUSTINE PEDIATRIC ASSOC		33	4	11%	37
Lehigh Acres Health and Rehabilitation		26	11	30%	37
PATHOGENIUS LABORATORIES		30	7	19%	37
NAIA		37			37
ACCURATE DIAGNOSTIC LAB		35	2	5%	37
OPTUMCARE SOUTH FLORIDA, LLC		30	7	19%	37
BOULEVARD REHABILITATION CENTER		24	13	35%	37
LONG ISLAND JEWISH MED CTR		34	3	8%	37
FAMILY EXTENDED CARE OF SEBRING INC		35	2	5%	37
GENEXPERT			37	100%	37
BRANDON COMMUNITY HEALTH CENTER		29	8	22%	37
IMA MEDICAL GROUP POINCIANA		14	23	62%	37
PONCE THERAPY CARE CENTER		34	3	8%	37
PREMISE HEALTH MIA		1	36	97%	37
THE COLLIER AT NAPLES		36	1	3%	37
ONE MILO		37			37
ANDALUSIA HEALTH		20	17	46%	37
INNOVATION CLINICAL TRIALS, INC			37	100%	37
TAYLORVILLE FAMILY MEDICINE		30	7	19%	37
HOLZER HEALTH CENTER		5	32	86%	37
PANCARE HEALTH - BAY COUNTY - YOUNGSTOWN		33	4	11%	37
CONNECTICUT DEPARTMENT OF HEALTH		22	15	41%	37
HR SARASOTA OPERATOR LLC		25	12	32%	37
Royal Oaks Nursing and Rehab		36			36

# COVID-19: testing by laboratory

Data through Mar 3, 2021 verified as of Mar 4, 2021 at 09:25 AM

Data in this report are provisional and subject to change.

The numbers in the table below represent the number of Florida and non-Florida residents for whom test results were received by the Department of Health. A person can be tested by more than one laboratory and can have both positive and negative results. **Therefore, the sum of the numbers in each column will be larger than the total number of people tested.**

Reporting lab	Inconclusive	Negative	Positive	Percent positive	Total
CORRECTIONAL MEDICAL GROUP		27	9	25%	36
EASTERN SHORE URGENT CARE		25	11	31%	36
IMA MEDICAL CENTER		22	14	39%	36
ST ANTHONYS PRIMARY CARE LLC/JACKSON STREET			36	100%	36
WASHINGTON COUNTY HEALTH DEPARTMENT		24	12	33%	36
CORNERSTONE PEDIATRICS		26	10	28%	36
A & R RESEARCH GROUP		30	6	17%	36
MAIN STREET MEDICAL CENTER OF CRESTVIEW PA		19	17	47%	36
BELVEDERE COMMONS OF SUN CITY CENTER		36			36
HARMONY HEALTH OPCO, LLC		15	21	58%	36
PROFESSIONAL PEDIATRICS		34	2	6%	36
GEORGE E WEEMS MEMORIAL HOSPITAL LAB		26	10	28%	36
MAKO MEDICAL		21	15	42%	36
BVL/LITTLE ANGEL PEDIATRICS		36			36
NIGHT LITE PEDIATRIC CENTER		10	26	72%	36
LAKE CO EMPLOYEE HEALTH AND WELLNESS CENTER		32	4	11%	36
ST. MARYS MEDICAL CENTER		1	34	97%	35
PARKSIDE HEALTH AND REHABILITATION CENTER			35	100%	35
ADVENT HEALTH - FISH MEMORIAL		2	33	94%	35
MAINSTREET FAMILY URGENT CARE		1	34	97%	35
NEUROINTERNATIONAL SARASOTA		32	3	9%	35
BOCA TOXICOLOGY LLC		33	2	6%	35
MINUTECLINIC DIAGNOSTIC OF RHODE ISLAND, LLC #1544		34	1	3%	35
CAREHERE LAKE SCHOOLS EMPLOYEE HEALTH CENTER		24	11	31%	35
CDR MAGUIRE - MIAMI BEACH CC MISSION 17388		2	33	94%	35
WUESTHOFF MEMORIAL HOSPITAL			35	100%	35
PATHGROUP		9	26	74%	35
IRL		4	31	89%	35
PRMG - EAST NAPLES	1	23	11	31%	35
LIGHTHOUSE PEDIATRICS OF NAPLES		31	4	11%	35
AESTHETIC SURGERY CENTER OF WINTER PARK, THE	3	30	2	6%	35
NCHD		21	14	40%	35
POARCH BANC CREEK INDIANS TRIBAL HEALTH DEPARTMENT			35	100%	35
ADVANCE URGENT CARE CENTER, LLC		1	34	97%	35
P23 LABS		35			35
LYSTER ACH FT RUCKER AL		32	3	9%	35
REDI-MED WALK IN FAMILY CLINIC			34	100%	34
MILLENNIA ADVANCED SCIENTIFIC LLC			34	100%	34
JOHN KNOX VILLAGE OF CENTRAL FLORIDA		30	4	12%	34
PECONIC BAY MEDICAL CENTER LABORATORY		26	8	24%	34
SOUTHCOR LABORATORY		4	30	88%	34
ATRIA WILLOW WOOD		32	2	6%	34
LONG TERM CARE OF GULF BREEZE LLC		30	4	12%	34
PINES NURSING HOME		33	1	3%	34
SUNSHINE ASSISTED LIVING		34			34
ST LUCIE COUNTY JAIL		25	9	26%	34

# COVID-19: testing by laboratory

Data through Mar 3, 2021 verified as of Mar 4, 2021 at 09:25 AM

Data in this report are provisional and subject to change.

The numbers in the table below represent the number of Florida and non-Florida residents for whom test results were received by the Department of Health. A person can be tested by more than one laboratory and can have both positive and negative results. **Therefore, the sum of the numbers in each column will be larger than the total number of people tested.**

Reporting lab	Inconclusive	Negative	Positive	Percent positive	Total
MEDCOMP SCIENCES			34	100%	34
PARAMOUNT WALK-IN CLINIC		1	33	97%	34
RASHDA ALBIBI M.D. P.A.		31	3	9%	34
VILLAGE ON THE ISLE		29	5	15%	34
Consulate Health Care of Jacksonville		20	14	41%	34
COLLIER HMA PHYSICIAN MANAGEMENT LLC		26	8	24%	34
ENCOMPASS HEALTH REHABILITATION HOSPITAL OF LARGO		31	3	9%	34
ASHTON PLACE	3	27	4	12%	34
University Hospital		29	5	15%	34
STETSON UNIVERSITY STUDENT HEALTH CENTER		3	31	91%	34
TUSCAN GARDENS OF DELRAY BEACH MANAGEMENT COMPANY,		34			34
BULLS HEAD URGENT CARE		33	1	3%	34
ORANGE COUNTY CORRECTIONS HEALTH SERVICES		32	2	6%	34
NORTH FLORIDA PEDIATRICS - JACKSONVILLE		29	4	12%	33
CORAL HOUSE ASSISTED LIVING COMMUNITY LLC		33			33
NIGHT LITE PEDIATRICS URGENT CARE CENTER			33	100%	33
HARBORCHASE OF WELLINGTON CROSSING		31	2	6%	33
FHMG-FLORIDA HOSPITAL MEDICAL GROUP		24	9	27%	33
Kensington Gardens		33			33
PHYSICIAN ASSOCIATES LLC		26	7	21%	33
GREENRIDGE GROUP HOME	3	11	19	58%	33
PHOSPHORUS DIAGNOSTICS		27	6	18%	33
BOND CLINIC		3	30	91%	33
CENTRAL FLORIDA HEALTH CARE INC WAUCHULA SITE 2		26	7	21%	33
SANFORD MOBILE LAB PGA TOUR		32	1	3%	33
CVS MINUTE CLINIC DIAGNOSTIC OF NORTH CAROL		27	6	18%	33
OCALA CBOC		31	2	6%	33
AHSE ROP		32	1	3%	33
ATRIA SAN PABLO		31	2	6%	33
WESTWOOD NURSING AND REHABILITATION		28	5	15%	33
METRO KNOXVILLE HMA		25	8	24%	33
THE SPRINGS OF PARC HILL		32	1	3%	33
COASTAL DETOX		33			33
VETERAN AFFAIRS MEDICAL CENTER - JAMES J PETERS		30	3	9%	33
PORT SAINT JOHN FAMILY PRACTICE		21	12	36%	33
MINUTECLINIC DIAGNOSTIC OF SOUTH CAROL		30	3	9%	33
AYERS NURSING AND REHABILITATION CENTER		33			33
FLORIDA PEDIATRIC GROUP PA		28	5	15%	33
Consulate Health Care of Orange Park		27	6	18%	33
ALWAYS BEST CARE SENIOR SERVICES		29	3	9%	32
LPG CONVENIENT CARE AT METRO		29	3	9%	32
FLORIDA DEPARTMENT OF HEALTH IN MONROE COUNTY		26	6	19%	32
BROOKDALE CANOPY OAKS			32	100%	32
Heartland Health Care Center North Sarasota		18	14	44%	32
JFK MEDICAL CENTER NORTH LAB		1	31	97%	32
VETERANS HOME			32	100%	32

# COVID-19: testing by laboratory

Data through Mar 3, 2021 verified as of Mar 4, 2021 at 09:25 AM

Data in this report are provisional and subject to change.

The numbers in the table below represent the number of Florida and non-Florida residents for whom test results were received by the Department of Health. A person can be tested by more than one laboratory and can have both positive and negative results. **Therefore, the sum of the numbers in each column will be larger than the total number of people tested.**

Reporting lab	Inconclusive	Negative	Positive	Percent positive	Total
MINUTECLINIC, LLC		28	4	13%	32
OPIS COQUINA CENTER		32			32
WESTMINSTER ST AUGUSTINE		32			32
JACKSON HEALTH SYSTEM		1	31	97%	32
PASSPORT HEALTH ORLANDO		32			32
UNION MEDICAL CARE		32			32
TRADITIONAL HOME CARE INC		31	1	3%	32
COLORADO DEPARTMENT OF HEALTH LABORATORY SERVICES DIVISION			32	100%	32
IPSUM DIAGNOSTICS		3	29	91%	32
MINUTE CLINIC LLC #2216		29	2	6%	31
WALK IN MEDICAL URGENT CARE		31			31
ALL AMERICAN URGENT CARE			31	100%	31
ST JOSEPHS CHILDRENS OUTREACH			31	100%	31
REGENCY PARK ASSISTED LIVING FACILITY		29	2	6%	31
UNIPATH		24	7	23%	31
SOUTHEASTERN OUTPATIENT SURGERY CENTER		28	3	10%	31
VILLA COURT LLC		31			31
GUIDEWELL EMERGENCY MEDICINE DOCTORS LLC		11	20	65%	31
SANTA BARBARA CARE CENTER		18	13	42%	31
DISCOVERY COMMONS AT BRADENTON		31			31
JAMAICA HOSPITAL MEDICAL CENTER		28	3	10%	31
D W MCMILLAN MEMORIAL HOSPITAL		20	11	35%	31
AMERICAN ESOTERIC LABORATORIES		15	16	52%	31
MICHAEL J D'AMBROSE MD PA		29	2	6%	31
ALAN A SMITH MD LLC		29	2	6%	31
BAPTIST URGENT CARE		28	3	10%	31
MIDDLETOWN MEDICAL P C		22	9	29%	31
COLLIER ANESTHESIA PAIN LLC		31			31
WHITE-WILSON MEDICAL CENTER		20	11	35%	31
COURTYARD GARDENS OF BOYNTON BEACH, LLC		28	3	10%	31
FLAGLER HOSPITAL INC	2		29	94%	31
HEALTH FIRST - VIERA HOSPITAL		1	30	97%	31
LabCorp L#09258130 M#09258125		12	19	61%	31
ADVENTHEALTH MEDICAL GROUP FAMILY MEDICINE AT RDV		31			31
COMMUNITY MEDICAL CARE CENTER INC			31	100%	31
UR CARE FAMILY AND SPORTS MEDICINE			31	100%	31
EASYCARE WALK-IN CLINIC	1	11	19	61%	31
SOMA MEDICAL CENTER PA #3			31	100%	31
ENT AND ALLERGY ASSOCIATES OF FLORIDA LLC		30	1	3%	31
ALABAMA CLINICS		16	15	48%	31
BOCA BIOLISTIC REFERENCE LAB			30	100%	30
DCH REGIONAL MEDICAL CENTER LABORATORY		29	1	3%	30
WE SCREEN LLC		30			30
COUNTY OF LOS ANGELES			30	100%	30
ADVENT HEALTH PRIMARY CARE PLUS, WINTER GARDEN		26	4	13%	30
Okeechobee Health Care Facility		16	14	47%	30

# COVID-19: testing by laboratory

Data through Mar 3, 2021 verified as of Mar 4, 2021 at 09:25 AM

Data in this report are provisional and subject to change.

The numbers in the table below represent the number of Florida and non-Florida residents for whom test results were received by the Department of Health. A person can be tested by more than one laboratory and can have both positive and negative results. **Therefore, the sum of the numbers in each column will be larger than the total number of people tested.**

Reporting lab	Inconclusive	Negative	Positive	Percent positive	Total
THE TERRACE AT IVY ACRES ALF		11	19	63%	30
AMEERAH LABS			30	100%	30
MEDEXPRESS - BLOOMIN BRANDS		13	17	57%	30
WELLMED AT NEW TAMPA		22	8	27%	30
UNIVERSITY MEDICAL CTR OF PRINCETON AT		28	2	7%	30
LAKE COUNTY SCHOOLS EMPLOYEE HEALTH CENTER		19	11	37%	30
HERITAGE WATERSIDE		27	3	10%	30
CLINCLOUD, LLC			30	100%	30
BASSETTI MEDICAL RESEARCH INC		24	6	20%	30
MAGNOLIA DIAGNOSTICS, LLC		3	27	90%	30
ROADS PEDIATRICS,LLC		28	2	7%	30
AMMON ANALYTICAL LABORATORIES		26	4	13%	30
VIKOR SCIENTITIC			30	100%	30
VETERANS AFFAIRS MEDICAL CENTER - NEW YORK HARBOR		29	1	3%	30
WALGREENS COVID-19		26	4	13%	30
LAKE MARY - STIRLING CENTER SUITE 202			29	100%	29
RESIDENTIAL PLAZA AT BLUE LAGOON INC		26	3	10%	29
WEINBERG VILLAGE		28	1	3%	29
STEWART MELBOURNE HOSPITAL			29	100%	29
RENAISSANCE SENIOR LIVING	1	28			29
MINUTECLINIC DIAGNOSTIC OF MICHIGAN		27	2	7%	29
PANCARE HEALTH - BONIFAY K-8			29	100%	29
EP MEDICAL EQUIPMENT PHARMACY		26	3	10%	29
NEMOURS CHILDRENS CLINIC		22	7	24%	29
DUVAL COUNTY HEALTH DEPARTMENT		29			29
Wiregrass Rehabilitation Center and Nursing Home		28	1	3%	29
EVERLYWELL		16	13	45%	29
CDC		17	12	41%	29
PRO HEALTH HARMONY		29			29
P4CLINICAL	3	2	24	83%	29
SUNTREE INTERNAL MEDICINE		29			29
UNIV OF ROCHESTER-STRONG MEMORIAL HOSP		28	1	3%	29
PALM GARDEN OF JACKSONVILLE		27	2	7%	29
FAMILY CARE PARTNERS URGENT CARE LLC		23	6	21%	29
COMPREHENSIVE CHILDCARE		23	6	21%	29
JUPITER MEDICAL CENTER PHYSICIANS GROUP, INC		26	3	10%	29
DAVID LAWRENCE CENTER		25	4	14%	29
CENTER ONE SURGERY CENTER		24	5	17%	29
MINUTECLINIC DIAGNOSTIC OF NORTH CAROLINA		28	1	3%	29
PERDIDO URGENT CARE		1	28	97%	29
STATEN ISLAND UNIVERSITY HOSPITAL-POUCH		29			29
COLLIER COUNTY JAIL		29			29
NURSES HELPING HANDS INC ALF		29			29
PREMIUM HEALTH SERVICES OF TAMPA BAY LLC		16	13	45%	29
FAST PACE MEDICAL CLINIC		26	3	10%	29
WARDE MEDICAL LABORATORY		21	8	28%	29

# COVID-19: testing by laboratory

Data through Mar 3, 2021 verified as of Mar 4, 2021 at 09:25 AM

Data in this report are provisional and subject to change.

The numbers in the table below represent the number of Florida and non-Florida residents for whom test results were received by the Department of Health. A person can be tested by more than one laboratory and can have both positive and negative results. **Therefore, the sum of the numbers in each column will be larger than the total number of people tested.**

Reporting lab	Inconclusive	Negative	Positive	Percent positive	Total
BAY STREET PHARMACY☐		27	2	7%	29
UCLA HEALTHCARE CLINICAL LABS		23	5	18%	28
ASTORIA HEALTH AND REHABILITATION CENTER		27	1	4%	28
PORT ST LUCIE HOSPITAL		25	3	11%	28
Cleveland Clinic Laboratories		4	24	86%	28
FAMILY AND INTERNAL MEDICINE AT AVALON PARK		25	3	11%	28
CERON PEDIATRICS & INTEGRATIVE MEDICIN		28			28
ORANGE PEDIATRICS			28	100%	28
TALLAHASSEE VA OPC		27	1	4%	28
ATLAN		24	4	14%	28
ISLAMORADA VILLAGE OF ISLANDS FIRE RESCUE		26	2	7%	28
ISLAND LAKE CENTER		12	16	57%	28
URGENT CARE CENTER			28	100%	28
LAKELAND NURSING AND REHABILITATION CENTER			28	100%	28
OAKMONTE VILLAGE		27	1	4%	28
KEY PRIMARY CARE			28	100%	28
CAMBRIDGE SECURITY SERVICES		26	2	7%	28
PALMS, THE		28			28
PINELLAS INTERNAL MEDICINE ASSOCIATES	1	26	1	4%	28
LAKE PLACID HEALTH AND REHABILITATION		1	27	96%	28
ACTIVE SENIOR LIVING		26	2	7%	28
FAMILY CARE PARTNERS		18	10	36%	28
ST PETER'S BENDER LABORATORY		27	1	4%	28
VILLAGES VA CBOC	2	24	2	7%	28
BROOKDALE PHILLIPPI CREEK			28	100%	28
A AND R RESEARCH GROUP LLC		25	3	11%	28
MARION PEDIATRICS PA		21	7	25%	28
PREMIER URGENT CARE CENTER LLC			28	100%	28
EDEN AT CRESTVIEW		12	16	57%	28
CARILLON SPORTS AND FAMILY MEDICINE		21	6	22%	27
Bon Secours Maria Manor		22	5	19%	27
RIVERHEAD URGENT CARE		26	1	4%	27
ACCESS 365 URGENT CARE		8	19	70%	27
NORTH PINELLAS CHILDRENS MEDICAL CENTER			27	100%	27
CHILDRENS MEDICAL CENTER			27	100%	27
CHILDREN'S MEDICAL CENTER			27	100%	27
MINUTECLINIC DIAGNOSTIC OF RHODE ISLAND, LLC #212		27			27
AMELIA ASSISTED LIVING FACILITY		27			27
BROOKDALE SOUTHPOINT			27	100%	27
MINUTE CLINIC, LLC DBA MINUTECLINIC #4505		25	2	7%	27
EXPRESS CARE OF BELLEVIEW		27			27
SIDDH INC DBA SAN CARLOS PHARMACY		25	2	7%	27
MIGUEL E TREVINO MD PA		23	4	15%	27
NATIONAL MENTOR HEALTHCARE LLC			27	100%	27
WEISS PEDIATRIC CARE LLC		16	11	41%	27
INTERIM HEALTHCARE OF NORTHWEST FLORIDA INC		25	2	7%	27

# COVID-19: testing by laboratory

Data through Mar 3, 2021 verified as of Mar 4, 2021 at 09:25 AM

Data in this report are provisional and subject to change.

The numbers in the table below represent the number of Florida and non-Florida residents for whom test results were received by the Department of Health. A person can be tested by more than one laboratory and can have both positive and negative results. **Therefore, the sum of the numbers in each column will be larger than the total number of people tested.**

Reporting lab	Inconclusive	Negative	Positive	Percent positive	Total
HEALTHPARK MEDICAL CENTER ABG LAB		26	1	4%	27
SUNCOAST LABS			27	100%	27
ROCKLAND URGENT CARE FAMILY HEALTH NP		27			27
GULFSIDE HOSPICE INC		24	3	11%	27
FORT VALLEY STATE UNIVERSITY		27			27
BAPTIST PRIMARY BLACK CREEK SOUTH			27	100%	27
SPANISH RIVER HIGH SCHOOL ESE		23	4	15%	27
LABORATORY ALLIANCE OF CENTRAL NEW YORK		26	1	4%	27
CITY OF CAPE CORAL		23	4	15%	27
LEXINGTON PLACE SENIOR LIVING COMMUNITY		27			27
HOLLISMED LLC		25	2	7%	27
BROOKDALE BRANDON	1	26			27
ATRIA LADY LAKE		27			27
SYNIVERSE WELLNESS CENTER		23	4	15%	27
FORT CAROLINE GARDENS, INC		25	2	7%	27
MONCRIEF ARMY HEALTH CLINIC			26	100%	26
WIREGRASS CLINIC LLC		21	5	19%	26
COLORADO DEPARTMENT OF PUBLIC HEALTH AND ENVIRONMENT			26	100%	26
COLONY CARE CENTER		16	10	38%	26
TGH URGENT CARE - RIVERVIEW			26	100%	26
ADVENT HEALTH PARTIN SETTLEMENT HEALTH PARK		18	8	31%	26
STUART REHABILITATION AND HEALTHCARE		12	14	54%	26
MINUTE CLINIC DIAGNOSTIC OF SC, LLC #75		25	1	4%	26
WEST BROWARD CARE CENTER		24	2	8%	26
RESIDENCE AT BAY VUE		25	1	4%	26
ST JOSEPHS HOSPITAL SOUTH HOSPITAL			26	100%	26
ABL MEDICAL CARE LLC			26	100%	26
RAINBOW PEDIATRICS		1	25	96%	26
MONTEFIORE NEW ROCHELLE HOSPITAL		24	2	8%	26
ADVANCED URGENT CARE		12	14	54%	26
FLORIDA ENDOSCOPY & SURGERY CTR LLC		26			26
AMERICAN ESOTERIC LAB-BIRMINGHAM		26			26
LAKES DIALYSIS CENTER INC			26	100%	26
LOOP PEDIATRICS		22	4	15%	26
EAST HILL MEDICAL GROUP		17	9	35%	26
CAPE CORAL HOSPITAL ABG LABORATORY		13	13	50%	26
LOT HEALTH SERVICES	1	25			26
WAKULLA COUNTY HEALTH DEPARTMENT		12	14	54%	26
ADVENTHEALTH MEDICAL GROUP FAMILY MEDICINE		25	1	4%	26
THE MINIER URGENT CARE		20	6	23%	26
BROWARD HEALTH IMPERIAL POINT NURSING			26	100%	26
PULMONARY SPECIALISTS OF THE PALM BEACHES		16	10	38%	26
CIGNA PBSO WEST PALM			26	100%	26
PALM BEACH COUNTY FIRE RESCUE		24	2	8%	26
BROOKDALE UNIVERSITY HOSPITAL		24	2	8%	26
OAKTREE HEALTHCARE			26	100%	26

# COVID-19: testing by laboratory

Data through Mar 3, 2021 verified as of Mar 4, 2021 at 09:25 AM

Data in this report are provisional and subject to change.

The numbers in the table below represent the number of Florida and non-Florida residents for whom test results were received by the Department of Health. A person can be tested by more than one laboratory and can have both positive and negative results. **Therefore, the sum of the numbers in each column will be larger than the total number of people tested.**

Reporting lab	Inconclusive	Negative	Positive	Percent positive	Total
EPIC REFERENCE LABS INC			26	100%	26
URGENT FAMILY CARE INC		23	3	12%	26
KIVA AT CANTERBURY, LLC		25			25
ORLANDO CLINICAL RESEARCH CENTER		23	2	8%	25
ST. CLOUD HOSPITAL		20	5	20%	25
SANITAS		4	21	84%	25
MD BEAUTY LABS, PA		23	2	8%	25
CANTON-POTSDAM HOSPITAL LABORATORY		24	1	4%	25
WESTPAC LABS		1	24	96%	25
M&V SAN JOSE MEDICAL CENTER			25	100%	25
COASTAL COMPLETE CARE		11	14	56%	25
TREEHOUSE PEDIATRICS & FAMILY CARE		25			25
MINUTECLINIC DIAGNOSTIC MEDICAL GROUP		23	2	8%	25
SUNSHINE PEDIATRICS OF CENTRAL FLORIDA PL		23	2	8%	25
SOUTH FLORIDA DIALYSIS CENTER		8	17	68%	25
PINELLAS 1 HOME HEALTH CARE CORP		25			25
ARCPPOINT LABS OF WEST PALM BEACH			25	100%	25
THE WATERMARK AT VISTAWILLA		25			25
ARCPPOINT LABS OF FORT LAUDERDALE		25			25
VASSAR BROTHERS MEDICAL CENTER LABORATORY		24	1	4%	25
MADWAR		19	6	24%	25
GASTROENTEROLOGY ASSOCIATES OF PENSACOLA PA		22	3	12%	25
FEDERAL PRISON CAMP PENSACOLA			25	100%	25
DELRAY BEACH FACIAL PLASTIC SURGERY		25			25
ADVENTHEALTH MEDICAL GROUP FAMILY & INTERNAL		9	16	64%	25
UNION CHD		22	3	12%	25
MD NOW MEDICAL CENTERS INC		3	22	88%	25
BITTINGS APOTHECARY INC		21	4	16%	25
COASTAL SKIN SURGERY AND DERMATOLOGY		18	7	28%	25
WOMENS CARE FLORIDA LABORATORY		25			25
RJ LEE GROUP	1	23	1	4%	25
Lanier Rehab			25	100%	25
ADVENT HEALTH - LAKE MARY PEDIATRICS		16	9	36%	25
CITRUS CARE CLINIC			25	100%	25
TALLAHASSEE DEVELOPMENTAL CENTER□		24	1	4%	25
GROWING TOGETHER PEDIATRICS, LLC		20	4	17%	24
JOSEPH SCHENKER MD PC DBA CENTERS URGENT		21	3	13%	24
THE LODGE AND REHABILITATION CENTER		9	15	63%	24
HUNTINGTON STATION URGENT CARE		23	1	4%	24
GOOD SAMARITAN HOSPITAL LABORATORY		21	3	13%	24
ATRIA AT ST JOSEPHS		24			24
MARYLAND DEPARTMENT OF HEALTH			24	100%	24
SENIOR HEALTH OF WINTER PARK DUNDEE		24			24
COURTYARDS OF ORLANDO		24			24
MINUTECLINIC DIAGNOSTIC OF LOUISIANA		23	1	4%	24
VICK STREET MANOR		24			24

# COVID-19: testing by laboratory

Data through Mar 3, 2021 verified as of Mar 4, 2021 at 09:25 AM

Data in this report are provisional and subject to change.

The numbers in the table below represent the number of Florida and non-Florida residents for whom test results were received by the Department of Health. A person can be tested by more than one laboratory and can have both positive and negative results. **Therefore, the sum of the numbers in each column will be larger than the total number of people tested.**

Reporting lab	Inconclusive	Negative	Positive	Percent positive	Total
WELLSNOW URGENT CARE		23	1	4%	24
MED PLUS FLORENCE		20	4	17%	24
MEDICAL PAVILION CLINIC		14	10	42%	24
HENNEPIN COUNTY MEDICAL CENTER (HCMC)		13	11	46%	24
LABORATORY DYNAMICS		20	4	17%	24
JOSEF SCHENKER MD PC		24			24
STATE LAB		2	22	92%	24
MADISON COUNTY MEMORIAL HOSP		12	12	50%	24
CARDIOLOGY AND MEDICINE ASSOCIATES INC		24			24
Clearwater Center		10	14	58%	24
RAINBOW PEDIATRIC CENTER		2	22	92%	24
DOCTOR TODAY TLC LLC			24	100%	24
PACIFICA SENIOR LIVING FORT MYERS		15	9	38%	24
HERITAGE OAKS ASSISTED LIVING & MEMORY CARE		20	4	17%	24
MINUTE CLINIC DIAGNOSTIC OF VIRGINIA		19	5	21%	24
CSH LAKE ORIENTA LP		24			24
SPRINGWOOD COURT		19	5	21%	24
HOLIDAY MEDICAL ASSOCIATES		1	23	96%	24
Grand Villa of Clearwater		22	2	8%	24
SUMMIT MEDICAL GROUP - 75 E NORTHFIELD		22	2	8%	24
MAGNOLIA PEDIATRICS		4	20	83%	24
VILLAGES REHABILITATION AND NURSING CENTER		24			24
SUNQUEST		3	21	88%	24
MARTHA'S HOUSE & ASSISTED LIVING FACILITY		24			24
AIR, LAND & SEA PHYSICALS & CONSULTATIONS, LLC		23	1	4%	24
PHYSICIANS PRIMARY CARE OF SW FLORIDA PL		24			24
PRIME CARE ONE LLC/HARBORCHASE OF VENICE			24	100%	24
AVENTIS BIO-SERVICES CTL		24			24
MAYO CLINIC JACKSONVILLE		1	23	96%	24
THE CHAPPEL GROUP RESEARCH		24			24
GRAND LIVING AT LAKEWOOD RANCH		24			24
THE COMMONWEALTH OF MASSACHUSETTS			24	100%	24
CENTERPLACE HEALTH		3	21	88%	24
HEALTH MED CENTERS		24			24
FIRST CHOICE PEDIATRICS LOOP		22	2	8%	24
TARPON BAYOU CENTER			24	100%	24
URGENT CARE USA			24	100%	24
LAKE SHERIFF		24			24
SENIOR LIVING IV SUN CITY LLC		17	7	29%	24
APOLLO HEALTH & REHABILITATION		18	6	25%	24
WESTMINSTER WOODS ON JULINGTON CREEK		22	2	8%	24
PHYSICIANS STAT		3	20	87%	23
EGL GENETIC DIAGNOSTICS		1	22	96%	23
THORNBURG PEDIATRICS		22	1	4%	23
MID FLORIDA PATHOLOGY LLC		22	1	4%	23
NEW JERSEY		22	1	4%	23

# COVID-19: testing by laboratory

Data through Mar 3, 2021 verified as of Mar 4, 2021 at 09:25 AM

Data in this report are provisional and subject to change.

The numbers in the table below represent the number of Florida and non-Florida residents for whom test results were received by the Department of Health. A person can be tested by more than one laboratory and can have both positive and negative results. **Therefore, the sum of the numbers in each column will be larger than the total number of people tested.**

Reporting lab	Inconclusive	Negative	Positive	Percent positive	Total
SANDALWOOD NURSING CENTER		23			23
WOODHOUSE INC		17	6	26%	23
ISLAND COAST PEDIATRICS PA		22	1	4%	23
ASSISTED LIVING OF BROWARD		23			23
CRESTVIEW IMMEDIATE CARE LL			23	100%	23
UNIVERSITY HILLS HEALTH AND REHABILITATION CENTER		18	5	22%	23
BIOREFERENCE LABORATORIES INC		3	20	87%	23
CORE LABORATORY		1	22	96%	23
NOVANT HEALTH		17	6	26%	23
UNIV OF NORTH ALABAMA HEALTH CENTER		22	1	4%	23
UF HEALTH NORTH JACKSONVILLE			23	100%	23
CHIPOLA MEDICAL ASSOCIATES		4	19	83%	23
ROWLETT MIDDLE ACADEMY		21	2	9%	23
BROOKWOOD BAPTIST MEDICAL CENTER		22	1	4%	23
LAKEVIEW HEALTH CARE SYSTEMS		9	14	61%	23
OMEGA LABORATORIES		19	4	17%	23
PARK WEST MEDICAL CENTER		22	1	4%	23
HUNT CLUB PEDIATRIC ASSOCIATES LLC		19	4	17%	23
LONG BEACH URGENT CARE		23			23
PALMS MEDICAL GROUP - LAKE CITY WEST		3	20	87%	23
WUESTHOFF MEDICAL CENTER-MELBOURNE			23	100%	23
MINUTECLINIC, LLC #08366		18	5	22%	23
FINLAY C. LABORATORY		3	20	87%	23
EMORY BENNETT VETERANS NURSING HOME	1	22			23
Summit Medical Group Westfield Lab		20	3	13%	23
GENETIC TECHNOLOGICAL INNOVATIONS, LLC		11	12	52%	23
ENGLEWOOD HOSPITAL AND MEDICAL CENTER		18	5	22%	23
GRAND VILLA OF ST. PETERSBURG		21	2	9%	23
NOBLE SENIOR LIVING		3	20	87%	23
TIFFANY LAKE CARE CENTERS INC		23			23
CARENOW - DOWNTOWN NORTH GULCH		22	1	4%	23
ADVENTHEALTH MEDICAL GROUP PULMONOLOGY		20	3	13%	23
ADULT MEDICINE OF LAKE COUNTY INC			23	100%	23
SARASOTA MEMORIAL NURSING & REHABILITATION CTR		23			23
DIACARTA INC.		22			22
ADVENTHEALTH MEDICAL GROUP MULTISPECIALTY			22	100%	22
BUREAU OF PUBLIC HEALTH	1	3	18	82%	22
DARDEN WELLNESS CENTER		19	3	14%	22
SEAGRASS VILLAGE			22	100%	22
FAMILY AND AFTER HOURS CARE		22			22
FLORIDA PEDIATRICS		6	16	73%	22
PALMETTO PEDIATRICS			22	100%	22
APOLLO SURGERY CENTER		20	2	9%	22
GLEN COVE HOSPITAL		22			22
BOCA SIMON LAB		1	21	95%	22
CLEARWATER EMPLOYEE HEALTH CLINIC		7	15	68%	22

# COVID-19: testing by laboratory

Data through Mar 3, 2021 verified as of Mar 4, 2021 at 09:25 AM

Data in this report are provisional and subject to change.

The numbers in the table below represent the number of Florida and non-Florida residents for whom test results were received by the Department of Health. A person can be tested by more than one laboratory and can have both positive and negative results. **Therefore, the sum of the numbers in each column will be larger than the total number of people tested.**

Reporting lab	Inconclusive	Negative	Positive	Percent positive	Total
ADVENT HEALTH EXPRESS		9	13	59%	22
SANFORD PEDIATRIC ASSOCIATES, PA		20	2	9%	22
NAPHCARE, INC.		12	10	45%	22
SOLE HEALTH LLC		22			22
ELAN SPANISH SPRINGS		4	18	82%	22
OLIVE BRANCH HEALTH AND REHABILITATION CENTER			22	100%	22
CHARLOTTE CHD PORT CHARLOTTE		18	4	18%	22
MORNINGSIDE MANOR & VILLA ADULT CARE C		22			22
EBEIDS MD PEDIATRICS		19	3	14%	22
TEN HEALTHCARE		6	16	73%	22
COMMUNITY HEALTH OF SOUTH FLORIDA			22	100%	22
FORT SANDERS REGIONAL LABORATORY		22			22
ROCKLEDEGE REGIONAL MEDICAL CENTER		17	5	23%	22
SHORE MEMORIAL HOSPITAL		19	3	14%	22
NORTHWEST FLORIDA COMMUNITY HOSPITAL 3RD FLOOR		20	2	9%	22
FLORIDA HOSPITAL LABS		12	10	45%	22
MOBILE DIVISION LABORATORY		7	15	68%	22
DALE MEDICAL CENTER		17	5	23%	22
UNIVERSITY OF ILLINOIS VETERINARY DIAG		21	1	5%	22
ADVENT HEALTH MEDICAL GROUP- FAMILY MEDICINE AT DR. PHILIPS		17	5	23%	22
MARATHON HEALTH FOR LIFE		19	3	14%	22
CARE HERE		1	21	95%	22
BAYCARE HEALTH SYSTEMS, LLC			22	100%	22
STEWART MEDICAL GROUP INC			22	100%	22
HUNT CLUB MEDICAL		15	7	32%	22
FORT PIERCE FAMILY CARE INC		16	6	27%	22
ROBERT H JENKINS JR VETERANS' DOMICILIARY HOME OF		19	3	14%	22
PULSE MEDICAL GROUP INC			22	100%	22
HIGHLANDS COUNTY FIRE RESCUE		21			21
INTERNATIONAL MEDICAL LABORATORY INC		21			21
GERALD J KIVETT MD		19	2	10%	21
GREEN GABLES ASSISTED LIVING FACILITY		21			21
JEFFERSON K-12, A SOMERSET SCHOOL- CLINIC		17	4	19%	21
CLINICAL PATHOLOGY LABORATORIES SOUTHEAST			21	100%	21
CONNECTDX		6	15	71%	21
GRAND VILLA OF NEW PORT RICHEY		14	7	33%	21
PHYSICIANS CARE		18	3	14%	21
TOTAL ACCESS URGENT CARE			21	100%	21
UPMC CHAUTAUQUA AT WCA LABORATORY		20	1	5%	21
MINIMALLY INVASIVE VASCULAR INC		19	2	10%	21
MINUTECLINIC DIAGNOSTIC OF TN PC #378		20	1	5%	21
PRIMECARE OF DOTHAN-DALEVILLE CLINIC		16	5	24%	21
GILCHRIST COUNTY JAIL		19	2	10%	21
JUPITER MEDICAL CENTER			21	100%	21
JOSEF SCHENKER MD PC DBA CENTERS URGENT		19	2	10%	21
CARESPOT		1	20	95%	21

# COVID-19: testing by laboratory

Data through Mar 3, 2021 verified as of Mar 4, 2021 at 09:25 AM

Data in this report are provisional and subject to change.

The numbers in the table below represent the number of Florida and non-Florida residents for whom test results were received by the Department of Health. A person can be tested by more than one laboratory and can have both positive and negative results. **Therefore, the sum of the numbers in each column will be larger than the total number of people tested.**

Reporting lab	Inconclusive	Negative	Positive	Percent positive	Total
GRAND VILLA OF ALTAMONTE SPRINGS		14	7	33%	21
ROSLYN URGENT CARE		21			21
ST JUDE CHILDRENS RESEARCH HOSPITAL		21			21
MEDEXPRESS URGENT CARE - BLOOMINGTON		18	3	14%	21
ROCKLEDGE FAMILY HEALTH			21	100%	21
ERIC C MARSHAL MD, PC DBA MINUTECLINIC		20	1	5%	21
ALAN SERURE MD		21			21
UTAH DEPARTMENT OF HEALTH			21	100%	21
HARBOUR ISLAND PEDIATRICS		12	9	43%	21
ARDEN COURTS OF WINTER SPRINGS		18	3	14%	21
UAH STUDENT HEALTH CENTER		14	7	33%	21
VIRTUA		17	4	19%	21
Grand Villa of Deerfield Beach		18	2	10%	20
MORRIS PARK URGENT CARE		17	3	15%	20
PEDIATRIC ASSOCIATES PA		17	3	15%	20
TIMBERLANE LODGE ALF	1	12	7	35%	20
GOOD SAMARITAN SOCIETY OF DAYTONA		16	4	20%	20
NEWYORK-PRESBYTERIAN/ LAWRENCE HOSPITAL LABORATORY		18	2	10%	20
BROOKDALE MANDARIN CENTRAL		7	13	65%	20
BAY PEDIATRICS PA		18	2	10%	20
TGH MEDICAL GROUP LABORATORY CARROLLWOOD			20	100%	20
SOUTH CAROLINA DEPARTMENT OF HEALTH			20	100%	20
LAKE WORTH MANOR		19	1	5%	20
HEALTHY MINORS, LLC.		20			20
JUST FOR KIDS PEDIATRICS		5	15	75%	20
REDITUS LABORATORIES			20	100%	20
MEDICAL EXPRESS CORP		18	2	10%	20
WINSHIPS PHARMACY INC		20			20
HALIFAX HEALTH URGENT CARE		3	17	85%	20
FLUSHING HOSPITAL MEDICAL CENTER		16	4	20%	20
ADIRONDACK MEDICAL CENTER		20			20
CL BRUMBACK PRIMARY CARE CLINIC LANTANA		2	18	90%	20
POINT OF CARE CLINICS PRIMARY CARE		20			20
HENDRY REGIONAL CORPORATE HEALTH			20	100%	20
ESTATES MEDICAL CENTER		12	8	40%	20
CONSOLIDATED LAB SERVICES		10	10	50%	20
ODYSSEY HEALTHCARE OF MARION COUNTY, LLC		19	1	5%	20
MINUTE CLINIC DIAGNOSTIC OF VIRGINIA, LLC		20			20
BEST MEDICAL CENTER		11	9	45%	20
PROFESSIONAL PARK PEDIATRICS PA			20	100%	20
FLORENCE J HUNT STUDENT WELLNESS CENTER - HEALTH SERVICES (ABBOTT)		20			20
BETHESDA HEALTH PHYSICIAN GROUP INC			20	100%	20
TOTTENVILLE CIRCLE URGENT CARE		20			20
HOWARD BEACH URGENT CARE		20			20
PONCE PLAZA NURSING & REHAB CENTER		4	16	80%	20
CARESPOT OF NOCATEE		1	19	95%	20

# COVID-19: testing by laboratory

Data through Mar 3, 2021 verified as of Mar 4, 2021 at 09:25 AM

Data in this report are provisional and subject to change.

The numbers in the table below represent the number of Florida and non-Florida residents for whom test results were received by the Department of Health. A person can be tested by more than one laboratory and can have both positive and negative results. **Therefore, the sum of the numbers in each column will be larger than the total number of people tested.**

Reporting lab	Inconclusive	Negative	Positive	Percent positive	Total
VIERA FAMILY MEDICINE AND WELLNESS		16	4	20%	20
MARQUES PEDIATRICS			20	100%	20
COOPER HEALTHCARE		20			20
WINTER PARK FAMILY PRACTICE LLC		17	3	15%	20
TENNESSEE DEPARTMENT OF HEALTH		15	5	25%	20
LPG PRIMARY CARE AT SURFSIDE		18	2	10%	20
LPG PULMONOLOGY-COCONUT POINT		16	4	20%	20
CVS NY4098030POCT NEW YORK		20			20
NEW YORK METHODIST HOSPITAL		16	4	20%	20
MICHELLE S PAGE MD PA		18	1	5%	19
MONROE COUNTY DETENTION CENTER			19	100%	19
REHAB AND HEALTHCARE CENTER OF CAPE CORAL		19			19
FLORIDA HOSPITAL WINTER GARDEN		15	4	21%	19
CLERMONT ADVENTHEALTH CENTRA CARE		1	18	95%	19
Sovereign Laboratory Services, LLC		17	2	11%	19
SEVEN RIVERS REGIONAL MEDICAL CENTER		5	14	74%	19
ORLANDO FAMILY MEDICINE		7	12	63%	19
ADVANCED URGENT CARE CENTER		7	12	63%	19
PBSO WEST PALM FAMILY PRACTICE		1	18	95%	19
NANO HEALTH ASSOCIATES LLC		19			19
OHIO CVS STORES, LLC DBA		17	2	11%	19
LOVING CARE OF THE TREASURE COAST LLC	1	13	5	26%	19
DOCTORS MEDICAL CENTER OF WALTON COUNTY CLINIC			19	100%	19
WILLAMETTE VALLEY TOXICOLOGY LLC		17	2	11%	19
ESOTERIX GENETIC LABORATORIES		16	3	16%	19
STONE WASH CLINICAL LABORATORIES		2	17	89%	19
Ocala Oaks Rehabilitation Center		13	6	32%	19
COASTAL FAMILY PRACTICE		11	8	42%	19
LONGWOOD CARDIOLOGY			19	100%	19
INTEGRATED REGIONAL LABORATORIES - LARGO			19	100%	19
STEINHATCHEE DRUGS		15	4	21%	19
BRIDGEWAY HEALTH CLINICS INC			19	100%	19
Wesley Place on Honeysuckle		17	2	11%	19
SOUTH NASSAU COMMUNITIES HOSPITAL		15	4	21%	19
ANYLABTESTNOW		6	13	68%	19
SONATA BOYNTON BEACH		17	2	11%	19
OCEAN REEF MEDICAL CENTER, LLC			19	100%	19
WELLMED AT LAKE COPELAND		13	6	32%	19
REGENCY SQUARE MALL - SEARS		3	16	84%	19
FLORIDA COMMUNITY HEALTH CENTER OF ST. LUCIE		1	18	95%	19
LEE COMMUNITY HEALTHCARE - LEHIGH		18	1	5%	19
BREVARD HEALTH ALLIANCE INC		18	1	5%	19
ROYAL PALM MEDICAL GROUP, INC		19			19
LAB INTERMARKET FACILITY LAB		1	18	95%	19
BAYVIEW MEDICAL		19			19
BARTON FAMILY PRACTICE		8	11	58%	19

# COVID-19: testing by laboratory

Data through Mar 3, 2021 verified as of Mar 4, 2021 at 09:25 AM

Data in this report are provisional and subject to change.

The numbers in the table below represent the number of Florida and non-Florida residents for whom test results were received by the Department of Health. A person can be tested by more than one laboratory and can have both positive and negative results. **Therefore, the sum of the numbers in each column will be larger than the total number of people tested.**

Reporting lab	Inconclusive	Negative	Positive	Percent positive	Total
BAYFRONT HMA CONVENIENT CARE, LLC		2	17	89%	19
ASURANCE SCIENTIFIC LABORATORIES		19			19
GENTIVA HEALTH SERVICES		17	2	11%	19
GUARDANT HEALTH		14	5	26%	19
TEXAS DEPARTMENT OF STATE HEALTH SERVICES		3	16	84%	19
ST VINCENT'S EAST		17	2	11%	19
WELLMED AT PLANT CITY		10	9	47%	19
GRAND VILLA OF PINELLAS PARK		18	1	5%	19
JACKSON NORTH MEDICAL CENTER		2	17	89%	19
MINUTECLINIC DIAGNOSTIC OF TEXAS		16	3	16%	19
ALL PEDIATRIC CARE			19	100%	19
NEW YORK PRESBYTERIAN - ALLEN HOSPITAL		19			19
MED HEALTH SERVICES		18	1	5%	19
NO NAME		8	11	58%	19
GRACE WELLNESS CENTER		8	11	58%	19
Z UROLOGY		18			18
UM MILLER SCHOOL OF MEDICINE			18	100%	18
MINUTECLINIC #8699		14	4	22%	18
DEPT OF VA MEDICAL CENTER - BAY PINES			18	100%	18
OCEANSIDE URGENT CARE		18			18
MINUTECLINIC DIAGNOSTICS MEDICAL GROUP		17	1	6%	18
CRANES VIEW LODGE			18	100%	18
COMMONWEALTH OF MASSACHUSETTS			18	100%	18
BLOCK NATION CHASE		12	6	33%	18
SHERMAN-ABRAMS LABORATORY INC		15	3	17%	18
MINUTECLINIC DIAGNOSTIC PA		16	2	11%	18
MINUTECLINIC DIAGNOSTIC OF NORTH CAROLINA PC		15	3	17%	18
PALM BAY FAMILY PRACTICE		4	14	78%	18
BOZEMAN HEALTH DEACONESS HOSPITAL		13	5	28%	18
TPCA CLINICAL LABORATORIES		15	3	17%	18
ST. JUDES LABORATORIES		12	6	33%	18
AURORA DIAGNOSTICS		6	12	67%	18
COMMUNITY HOME HEALTH CARE		18			18
CAREHERE- LCS LEESBURG			18	100%	18
BAYLOR GENETICS		6	12	67%	18
ASCENSION ST VINCENT'S PRIMARY CARE		1	17	94%	18
FAMILY CARE CYPRESS CREEK		1	17	94%	18
HARTFORD HOSPITAL ANCILLARY LAB		17	1	6%	18
GENERAL INTERNAL MEDICINE MEDICAL CTR CLINIC		13	5	28%	18
ACCESS HEALTH CARE PHYSICIANS LLC		6	12	67%	18
MADISON CORE LABORATORIES		17	1	6%	18
BASSETTI & ASSOCIATES, MD, PA			18	100%	18
MARION COUNTY HEALTH DEPARTMENT		17	1	6%	18
1 TOUCH TOTALCARE SOLUTIONS		17	1	6%	18
MOORINGS PARK OAKSTONE AT GREY OAKS		17	1	6%	18
TOTAL RENAL LABORATORIES INC		13	5	28%	18

# COVID-19: testing by laboratory

Data through Mar 3, 2021 verified as of Mar 4, 2021 at 09:25 AM

Data in this report are provisional and subject to change.

The numbers in the table below represent the number of Florida and non-Florida residents for whom test results were received by the Department of Health. A person can be tested by more than one laboratory and can have both positive and negative results. **Therefore, the sum of the numbers in each column will be larger than the total number of people tested.**

Reporting lab	Inconclusive	Negative	Positive	Percent positive	Total
GRAND VILLA OF ORMOND BEACH		16	2	11%	18
GLEN OAKS URGENT CARE		17	1	6%	18
MINUTECLINIC DIAGNOSTIC OF ILLINOIS L		15	3	17%	18
MINUTECLINIC DIAGNOSTIC OF RHODE ISLAND, LLC #590		17	1	6%	18
WALGREEN EASTERN CO, INC		18			18
BAYCARE MEDICAL GROUP INC			18	100%	18
ENCOMPASS HEALTH REHABILITATION HOSPITAL OF SARASOTA		18			18
49D2045214PHYSICIAN OFFICE-WAIVER MEDEXPRESS URGENT CARE - HARRISONBU		9	9	50%	18
DIXIE COUNTY HEALTH DEPARTMENT		11	7	39%	18
MINUTECLINIC, LLC, DBA MINUTECLINIC #5		15	3	17%	18
XPRESS WELLNESS URGENT CARE			18	100%	18
SUMMERGATE PHARMACY		16	2	11%	18
ST ELIZABETH MEDICAL CENTER LABORATORY		17	1	6%	18
MEDI STATION			18	100%	18
CABOT RESERVE ON THE GREEN		18			18
HARLEM HOSPITAL CENTER		17	1	6%	18
OSCEOLA ALF OPERATOR, LLC DBA□		18			18
CENTRAL FLORIDA PEDIATRIC URGENT CARE LLC		16	2	11%	18
MCWHORTER SCHOOL OF PHARMACY		18			18
TRINITY MEDICAL ASSOCIATES LLC			17	100%	17
BROOKDALE ST AUGUSTINE			17	100%	17
A LILIKO'I PHARMACY LLC		16	1	6%	17
SHELBY BAPTIST MEDICAL CENTER		12	5	29%	17
CARESPOT EXPRESS HEALTHCARE			17	100%	17
VALLEY IMMEDIATE CARE		15	2	12%	17
MARCO DRUGS AND COMPOUNDING		13	4	24%	17
LAKELAND HILLS CENTER		10	7	41%	17
BAY COUNTY HEALTH DEPARTMENT		13	4	24%	17
ROBERT WOOD JOHNSON UNIVERSITY HOSP		15	2	12%	17
INN AT LAKE SEMINOLE SQUARE, THE		17			17
THE CANOPY AT HARPER LAKE	1		16	94%	17
XPRESS URGENT CARE- PORT ST. LUCIE		4	13	76%	17
Floral Health and Rehabilitation, LLC		16	1	6%	17
DIEGO FALLON MD PA		6	11	65%	17
ST CATHERINE OF SIENA HOSPITAL		15	2	12%	17
WINDSOR WOODS REHAB & HEALTHCARE CTR		16	1	6%	17
PRIMARY CARE WALK IN CLINIC PLLC			17	100%	17
URGENT CARE WEST CLINIC		14	3	18%	17
PARRISH HEALTH CENTER		14	3	18%	17
WELLINGTON FAMILY PRACTICE		13	4	24%	17
BAPTIST MEMORIAL HEALTH CARE		15	2	12%	17
Citymd Of Lacey		15	2	12%	17
HELIX DIAGNOSTICS			17	100%	17
MINUTE CLINIC DIAGNOSTIC OF NEW JERSEY		17			17
UNIVERSITY OF ALABAMA - FUNGAL REFERENCE LABORATORY		12	5	29%	17
TANVIR H SHAGAR NP		14	3	18%	17

# COVID-19: testing by laboratory

Data through Mar 3, 2021 verified as of Mar 4, 2021 at 09:25 AM

Data in this report are provisional and subject to change.

The numbers in the table below represent the number of Florida and non-Florida residents for whom test results were received by the Department of Health. A person can be tested by more than one laboratory and can have both positive and negative results. **Therefore, the sum of the numbers in each column will be larger than the total number of people tested.**

Reporting lab	Inconclusive	Negative	Positive	Percent positive	Total
AUBURN COMMUNITY HOSPITAL		15	2	12%	17
URGENT TEAM		14	3	18%	17
TENDER CARE ALF		17			17
THE PALMS PHARMACY, INC		16	1	6%	17
COLLEGE POINT URGENT CARE		15	2	12%	17
FORT WALTON BEACH DEVELOPMENTAL CENTER		16	1	6%	17
YUSRA MEDICAL ASSOCIATES PA		14	3	18%	17
PRATTVILLE BAPTIST HOSPITAL		13	4	24%	17
RESOLVE MOLECULAR DIAGNOSTICS		13	4	24%	17
BROOKDALE CROWN POINT			17	100%	17
HEALTHCARE NOW			17	100%	17
ADEPT INPATIENT MEDICAL SERVICES PC		17			17
GENETIC TECHNOLOGICAL INNOVATIONS			17	100%	17
COAST MED URGENT CARE		16	1	6%	17
MASSACHUSETTS GENERAL HOSPITAL		1	16	94%	17
CARENOW URGENT CARE-BRENTWOOD		11	6	35%	17
URGENT CARE AT LONGWOOD			17	100%	17
KINDRED HOSPITAL OCALA		14	3	18%	17
JESSIE TRICE COMMUNITY HEALTH SYSTEM, INC		1	16	94%	17
MD PLUS URGENT CARE, LLC			17	100%	17
ROSS MEDICAL GROUP			17	100%	17
BAY BREEZE HEALTH AND REHABILITATION CENTER		9	8	47%	17
UVMMC MICROBIOLOGY		16	1	6%	17
PRIMARY CARE MEDICINE	1	13	3	18%	17
ST JOSEPH HOSPITAL		15	1	6%	16
ADVENT HEALTH - KISSIMMEE		6	10	63%	16
PROMEDICA LABORATORIES		11	5	31%	16
MINUTECLINIC, LLC, DBA MINUTECLINIC #2544		15	1	6%	16
PANAMA CITY VITAS HOSPICE		16			16
NORTHWEST FLORIDA SLEEP		1	15	94%	16
BONIFAY NURSING AND REHABILITATION CENTER			16	100%	16
STAT MEDICAL CLINIC III INC		10	6	38%	16
PRO HEALTH FAMILY PHYSICIANS, NYSTROM		16			16
CLEVELAND CLINIC			16	100%	16
CALLAWAY CLINIC		11	5	31%	16
XERA MED RESEARCH			16	100%	16
MINUTECLINIC DIAGNOSTIC OF PENNSYLVANI		16			16
MILLENNIUM PHYSICIAN GRP LLC NAPLES PINE RIDGE			16	100%	16
SRMC AVALON		9	7	44%	16
MEDEXPRESS URGENT CARE LEWISBURG		15	1	6%	16
JS HEALTHCARE INC		16			16
CLEVELAND CLINIC FLORIDA		1	15	94%	16
URGENT CARE CLINIC OF LINCOLN		14	2	13%	16
MINUTECLINIC DIAGNOSTIC OF MICHIGAN PC		15	1	6%	16
SOMA MEDICAL CENTER # 4		2	14	88%	16
Lab MSMC Hialeah			16	100%	16

# COVID-19: testing by laboratory

Data through Mar 3, 2021 verified as of Mar 4, 2021 at 09:25 AM

Data in this report are provisional and subject to change.

The numbers in the table below represent the number of Florida and non-Florida residents for whom test results were received by the Department of Health. A person can be tested by more than one laboratory and can have both positive and negative results. **Therefore, the sum of the numbers in each column will be larger than the total number of people tested.**

Reporting lab	Inconclusive	Negative	Positive	Percent positive	Total
ALBIBI		1	15	94%	16
PEACHTREE IMMEDIATE CARE			16	100%	16
NOVANT HEALTH GOHEALTH URGENT CARE-HARRISBURG		8	8	50%	16
CAREATC INC BRANDON	1	14	1	6%	16
CARLOS F FUSTER MD PA		16			16
ST AUGUSTINE PLANTATION		1	15	94%	16
MINUTECLINIC MINUTECLINIC #8746		15	1	6%	16
ELTINGVILLE CIRCLE URGENT CARE		15	1	6%	16
AURORA UNIVERSITY WELLNESS CENTER		16			16
INTERNAL MEDICINE ASSOCIATES & SPECIALTIES INC		15	1	6%	16
FAST TRACK URGENT CARE CENTER - TYRONE			16	100%	16
HEALTH CENTRAL HOSPITAL			16	100%	16
STATEN ISLAND UNIVERSITY HOSPITAL		15	1	6%	16
BVL PEDIATRICS		14	2	13%	16
VANDERBILT UNIVERSITY MEDICAL CENTER		13	3	19%	16
ADVENT HEALTH - ZEPHYRHILLS			16	100%	16
MIRIMUS INC		1	15	94%	16
HODGES CLUSTER		2	14	88%	16
JOSEPH MIGNOGNA		13	3	19%	16
OKEECHOBEE HEALTHCARE FACILITY			16	100%	16
REOPEN DIAGNOSTICS			16	100%	16
MI CASA DORADA ASSISTED LIVING FACILIT		16			16
GRAND VILLA OF ENGLEWOOD		12	4	25%	16
REGENEXX TAMPA BAY		14	2	13%	16
MIDNIGHT MEDICINE			16	100%	16
LEE MEMORIAL HEALTH SYSTEM		13	3	19%	16
MEDEXPRESS URGENT CARE, MOON TOWNSHIP		15	1	6%	16
STARLING AT NOCATEE			16	100%	16
ALL FLORIDA FAMILY & SPORTS MEDICINE		15	1	6%	16
LAKEWOOD RANCH MEDICAL CENTER CLINICAL LAB			16	100%	16
MAITLAND PRIMARY CARE		9	7	44%	16
UNIVERSITY LAB			16	100%	16
NORTHWEST FLORIDA ENT, PA		5	11	69%	16
CRUCIAL CARE		10	6	38%	16
SOMA MEDICAL CENTER PA			16	100%	16
MEDICINE AT LONGWOOD		16			16
NEWPATH DIAGNOSTICS		10	6	38%	16
FAMILY CARE			15	100%	15
UNAVAILABLE/UNKNOWN/NO INFORMATION FOUND			15	100%	15
MC DIAGNOSTIC OF CONNECTICUT, PC #775		14	1	7%	15
LABCORP		8	7	47%	15
MEDEXPRESS URGENT CARE - TIMBERLAKE		14	1	7%	15
LAKE HOWARD HEIGHTS	1	12	2	13%	15
EXPRESS FAMILY CARE LLC			15	100%	15
TMH FSU RAPID LABORATORY		2	13	87%	15
AJU GEORGE MD PA			15	100%	15

# COVID-19: testing by laboratory

Data through Mar 3, 2021 verified as of Mar 4, 2021 at 09:25 AM

Data in this report are provisional and subject to change.

The numbers in the table below represent the number of Florida and non-Florida residents for whom test results were received by the Department of Health. A person can be tested by more than one laboratory and can have both positive and negative results. **Therefore, the sum of the numbers in each column will be larger than the total number of people tested.**

Reporting lab	Inconclusive	Negative	Positive	Percent positive	Total
CLINIC OF PEDIATRICS & GI MEDICINE INC		1	14	93%	15
MORTON PLANT MEASE			15	100%	15
BAPTIST MEDICAL CENTER EAST		11	4	27%	15
FLORIDA DEPARTMENT OF HEALTH IN HILLSBOROUGH COUNTY		1	14	93%	15
DIATHERIX		13	2	13%	15
UNIVERSITY OF MIAMI MILLER SCHOOL			15	100%	15
FAMILY CARE CENTER OF ARLINGTON		10	5	33%	15
HOLLEY-NAVARRE MEDICAL CLINIC		5	10	67%	15
EAR NOSE & THROAT ASSOCIATES OF MANATEE PA		15			15
BAYCARE MEDICAL GROUP INC			15	100%	15
CVS MINUTE CLINIC DIAGNOSTIC OF TEXAS LLC		11	4	27%	15
WALK IN URGENT CARE			15	100%	15
Astoria Health and Rehab		15			15
SINAI HOSPITAL OF BALTIMORE		15			15
MEDLAB ASSOCIATES LLC		15			15
BESSENT ROAD GROUP HOME		15			15
BLOUNT MEMORIAL HOSPITAL		13	2	13%	15
FORT HAMILTON URGENT CARE		15			15
MEADOWCREST MOLECULAR DIAGNOSTICS, LLC			15	100%	15
CARE NOW, INC		11	4	27%	15
PALM BEACH GARDENS MEDICAL CENTER			15	100%	15
ST ANTHONY'S HOSP PATIENT CARE SERVICE			15	100%	15
COMMUNITY HEALTH OF SOUTH FLORIDA INC			15	100%	15
PATHLINE			15	100%	15
ORLANDO HEALTH		2	13	87%	15
HOPE HEALTHCARE		15			15
MULBERRY'S MOBILE PROVIDER SERVICES LLC		1	14	93%	15
ENCOMPASS HEALTH REHABILITATION HOSPITAL OF PANAMA CITY		10	5	33%	15
LEE MEMORIAL HEALTH SYSTEM D/B/A LEE COMMUNITY		13	2	13%	15
CUSTEAD CARE CENTER HAVEN HOSPICE		12	3	20%	15
TELEVISIT MALABAR PEDIATRICS		5	10	67%	15
EASTLAKE PEDIATRICS - TRINITY		15			15
OAKMONTE VILLAGE OF DAVIE			15	100%	15
MILTON 4707		15			15
MINUTECLINIC DIAGNOSTIC OF TN, PC 374		10	4	29%	14
MEDEXPRESS URGENT CARE - ROBINSON TWP, STEUBENVILLE PIKE		12	2	14%	14
MINUTECLINIC DIAGNOSTIC OF TN PC #6435		14			14
STEWART MELBOURNE HOSPITAL, INC	1		13	93%	14
ST CLOUD MEDICAL GROUP		12	2	14%	14
DAVITA DIALYSIS		4	10	71%	14
The Evangelical Lutheran Good Samaritan Society		14			14
CITY OF OCALA EMPLOYEE HEALTH AND WELLNESS CENTER		11	3	21%	14
TALLAHASSEE PRIMARY CARE ASSOCIATES PA		12	2	14%	14
INDIANA STATE DEPARTMENT OF HEALTH		1	13	93%	14
OPTIMAL CARE PEDIATRICS			14	100%	14
ALAN L MELOTEK MD		14			14

# COVID-19: testing by laboratory

Data through Mar 3, 2021 verified as of Mar 4, 2021 at 09:25 AM

Data in this report are provisional and subject to change.

The numbers in the table below represent the number of Florida and non-Florida residents for whom test results were received by the Department of Health. A person can be tested by more than one laboratory and can have both positive and negative results. **Therefore, the sum of the numbers in each column will be larger than the total number of people tested.**

Reporting lab	Inconclusive	Negative	Positive	Percent positive	Total
Belleair Healthcare Center		8	6	43%	14
TREASURE COAST URGENT CARE			14	100%	14
MONTEFIORE ST LUKE'S CORNWALL HOSPITAL		10	4	29%	14
MINUTECLINIC DIAGNOSTIC OF LOUISIANA,		13	1	7%	14
BOCA SIMON		2	12	86%	14
FG RAPID RESULTS LLC		8	6	43%	14
PRIMARY CARE SPECIALISTS OF ORLANDO LLC		11	3	21%	14
EPIPHANY HEALTH		8	6	43%	14
SOUTHEASTERN LABORATORY			14	100%	14
METROPOLITAN CHARITIES INC		13	1	7%	14
NOVALIFE MEDSPA			14	100%	14
SIGMUND LABS LLC		14			14
MELBOURNE FAMILY PRACTICE		12	2	14%	14
HEALTHFIRST ADVENT HEALTH CENTRA CARE COCOA BEACH			14	100%	14
NORTHWESTERN MEMORIAL HOSPITAL			14	100%	14
OPIS ISLAND LAKE CENTER		13	1	7%	14
POLK CHD BARTOW		13	1	7%	14
Terrace of Jacksonville			14	100%	14
MIAMI BEACH MEDICAL GROUP LLC			14	100%	14
TNC WALK IN CLINIC		10	4	29%	14
MEDEMERGE		13	1	7%	14
FLORIDA MEDICAL CLINIC IM MLK		9	5	36%	14
MINUTECLINIC DIAGNOSTIC OF TN PC #566		12	2	14%	14
PULSE & REMEDY LLC			14	100%	14
SOUTHEASTERN UNIVERSITY INC		14			14
HUDSON VALLEY HOSPITAL CENTER LABORATORY		13	1	7%	14
RIVERSIDE COTTAGES AT THE SHORES, LLC			14	100%	14
ALASKA PUBLIC HEALTH LAB		1	13	93%	14
SARASOTA - ROBERT L TAYLOR COMMUNITY CENTER		1	13	93%	14
GRAND VILLA OF BOYNTON BEACH		13	1	7%	14
PARROTT MEDICAL CLINIC			14	100%	14
URGENT CARE USA LLC		1	13	93%	14
UC HEALTH UNIVERSITY HOSPITAL		11	3	21%	14
OPTIONS FOR SENIORS INC DBA PALM KREST MANOR		12	2	14%	14
CITY OF CLEARWATER EMPLOYEE HEALTH CENTER		4	9	69%	13
BRYAN WHITFIELD MEMORIAL HOSPITAL		8	5	38%	13
VRL EUROFINS - HAWAII		13			13
ORCHID COVE		3	10	77%	13
Hackensack Umc Mountainside		12	1	8%	13
FAMILY MEDICINE OF WESTON LLC		5	8	62%	13
COVANCE CENTRAL LABORATORY			13	100%	13
KIMBERLY J HENDERSON MD PC		12	1	8%	13
MINUTECLINIC DIAGNOSTIC OF TN, PC 6438		11	2	15%	13
INTERMOUNTAIN CENTRAL LAB		1	12	92%	13
BIG BEND HOSPICE INC		13			13
ROCKLEDGE		3	10	77%	13

# COVID-19: testing by laboratory

Data through Mar 3, 2021 verified as of Mar 4, 2021 at 09:25 AM

Data in this report are provisional and subject to change.

The numbers in the table below represent the number of Florida and non-Florida residents for whom test results were received by the Department of Health. A person can be tested by more than one laboratory and can have both positive and negative results. **Therefore, the sum of the numbers in each column will be larger than the total number of people tested.**

Reporting lab	Inconclusive	Negative	Positive	Percent positive	Total
ESCAMBIA COMMUNITY CLINIC		2	11	85%	13
FLORIDA MEDICAL CLINIC - MULTI SPECIALTY CAMPUS		4	9	69%	13
CLINICAL LABORATORY SERVICES			13	100%	13
HARBOR CHASE OF JACKSONVILLE			13	100%	13
AVALON MEDICAL WALK IN CLINIC			13	100%	13
LUCID DIAGNOSTICS LABS			13	100%	13
CORAL LANDING ASSISTED LIVING		11	2	15%	13
Sunnyside Care Center		13			13
ARNOT OGDEN MEDICAL CENTER LABORATORY		13			13
ENCOMPASS HOME HEALTH OF THE SOUTHEAST LLC		13			13
DYNAMIC DNA LAB		1	12	92%	13
EAR NOSE AND THROAT ASSOCIATES OF MANATEE, P.A.		10	3	23%	13
STATCARE URGENT & WALK IN MEDICAL CARE		11	2	15%	13
PREMIER LABORATORY SERVICES, LLC		5	8	62%	13
CAREATC			13	100%	13
BAYA URGENT CARE LLC		1	12	92%	13
DESOTO HEALTH AND REHAB LLC		8	5	38%	13
GLENBROOKE AT PALM BAY			13	100%	13
LONG ISLAND JEWISH VALLEY STREAM		12	1	8%	13
SARNO FAMILY PRACTICE		1	12	92%	13
ADVANCED HEALTHCARE ASSOCIATES		13			13
WORLD WRESTLING ENTERTAINMENT			13	100%	13
KIDSWOOD PEDIATRICS CORP		5	8	62%	13
Grand Villa of Dunedin		7	6	46%	13
ADVENTHEALTH MEDICAL GROUP		10	3	23%	13
WACO HHSSURGEWACO	1	11	1	8%	13
SOUTHEAST FAMILY HEALTHCARE CENTER			13	100%	13
CVS NC3516POCT WINSTON SALEM		11	2	15%	13
HUNTINGTON URGENT CARE		12	1	8%	13
UNIVERSITY HOSPITAL UC HEALTH		9	4	31%	13
Casa Mora Rehabilitation & Extended Care		13			13
PHELPS HOSPITAL LABORATORY		11	2	15%	13
PPD - IXLAYER		12	1	8%	13
IN-OFFICE LAB		12	1	8%	13
CORNER OAK ESTATE LLC		13			13
BELLEVUE HOSPITAL CENTER DEPARTMENT		13			13
ORANGE REGIONAL MEDICAL CENTER LABORATORY		10	3	23%	13
COMPREHENSIVE CHILDCARE ASSOCIATES		8	5	38%	13
MAINSTREET FAMILY SELECT		1	12	92%	13
MIAMI BEACH MEDICAL GROUP			13	100%	13
HORIZON MEDICAL GROUP		11	2	15%	13
SHELBY COUNTY HEALTH CARE CORPORATION		10	3	23%	13
CROSS CARE CENTER			13	100%	13
MED TECH SERVICES OF PALM BEACH INC		13			13
VALDOSTA FAMILY MEDICINE		1	12	92%	13
MINUTECLINIC, LLC #4230		10	3	23%	13

# COVID-19: testing by laboratory

Data through Mar 3, 2021 verified as of Mar 4, 2021 at 09:25 AM

Data in this report are provisional and subject to change.

The numbers in the table below represent the number of Florida and non-Florida residents for whom test results were received by the Department of Health. A person can be tested by more than one laboratory and can have both positive and negative results. **Therefore, the sum of the numbers in each column will be larger than the total number of people tested.**

Reporting lab	Inconclusive	Negative	Positive	Percent positive	Total
BROOKLYN HOSPITAL CENTER DOWNTOWN CAMPUS		13			13
PASSPORT HEALTH OF TAMPA BAY		13			13
BROOKDALE DELAND			13	100%	13
ST VINCENT'S URGENT CARE		10	3	23%	13
PROHEALTH CARE ASSOCIATES MOBILE		10	3	23%	13
PARKWEST MEDICAL CENTER		11	2	15%	13
VILLA OF KINGS AND QUEENS OF DELRAY		13			13
FLORIDA STATE HOSPITAL			13	100%	13
LEE PHYSICIAN GROUP		12	1	8%	13
ADVENT HEALTH - WINTER HAVEN		7	6	46%	13
ST VINCENTS AMBULATORY CARE INC DBA		9	3	25%	12
SAMARITAN MEDICAL CENTER		12			12
MIRACLE ALF INC		12			12
WALGREEN		4	8	67%	12
CARE FAST MURABELLA		7	5	42%	12
NAPLES GREEN VILLAGE		12			12
BROOKDALE CITRUS			12	100%	12
NATIONAL GENETICS INST LABCORP		4	8	67%	12
DEPARTMENT OF PUBLIC HEALTH		12			12
METHODIST MEDICAL CENTER		9	3	25%	12
WOODLAND TOWERS		6	6	50%	12
MEDEXPRESS URGENT CARE - SEMINOLE SQUA		10	2	17%	12
LIFE CARE OF PORT SAINT LUCIE		3	9	75%	12
OHIO STATE UNIVERSITY MEDICAL CENTER			12	100%	12
GRAND VILLA OF DEL RAY WEST		11	1	8%	12
CVS NC7047POCT DURHAM		12			12
MINUTECLINIC DIAGNOSTIC OF NORTH		11	1	8%	12
SUMMIT ATLANTIC SURGERY CENTER		12			12
WELLMED AT PORT ST LUCIE WEST		8	4	33%	12
MERCY MEDICAL CENTER		5	7	58%	12
VERITAS RESEARCH CORP			12	100%	12
Lady Lake Specialty Care			12	100%	12
FAMILY MEDICINE AT LONGWOOD			12	100%	12
ADVENTHEALTH MEDICAL GROUP PEDIATRICS AT		2	10	83%	12
ORMOND MEDICAL ARTS		3	9	75%	12
ACADIAN DIAGNOSTIC LABORATORIES		8	4	33%	12
MADISON COUNTY HEALTH DEPARTMENT		5	7	58%	12
MC DIAGNOSTIC OF CONNECTICUT PC #459		12			12
EXPRESS CARE OF TAMPA BAY LLC		2	10	83%	12
YORKVILLE PEDIATRIC URGENT CARE		12			12
BAPTIST PRIMARY CARE PONTE VEDRA		6	6	50%	12
IREFERENCE_MOL_LAB		12			12
TMH PHYSICIAN PARTNERS - MONTICELLO		10	2	17%	12
FLORIDA PRESBYTERIAN HOMES INC		11	1	8%	12
MEDEXPRESS URGENT CARE-ALTOONA		10	2	17%	12
MC DIAGNOSTIC OF CONNECTICUT, PC #1960		12			12

# COVID-19: testing by laboratory

Data through Mar 3, 2021 verified as of Mar 4, 2021 at 09:25 AM

Data in this report are provisional and subject to change.

The numbers in the table below represent the number of Florida and non-Florida residents for whom test results were received by the Department of Health. A person can be tested by more than one laboratory and can have both positive and negative results. **Therefore, the sum of the numbers in each column will be larger than the total number of people tested.**

Reporting lab	Inconclusive	Negative	Positive	Percent positive	Total
CVS MINUTE CLINIC, LLC		10	2	17%	12
SURGERY CENTER OF CORAL GABLES LLC,THE		10	2	17%	12
FHCP-PORT ORANGE		3	9	75%	12
GLEN OAKS HEALTH AND REHABILITATION CENTER			12	100%	12
HAVEN HOSPICE			12	100%	12
MI2297090CV HOLLAND-23D2189684		12			12
GADSDEN REGIONAL MEDICAL CENTER		12			12
THE PLAZA AT PARKSQUARE		12			12
NORTHERN WESTCHESTER HOSPITAL LABORATORY		10	2	17%	12
LEON CHD		12			12
ADVENTHEALTH MEDICAL GROUP CARE CLINIC AT		8	4	33%	12
FLORIDA DEPARTMENT OF HEALTH WASHINGTON COUNTY		7	5	42%	12
GEORGE W FERGUSON MD-CONCIERGE MEDICAL SERVICES PL		11	1	8%	12
PT&J REHAB - VILLAGE OF ROYAL PALM BEACH		12			12
BAYFRONT MEDICAL			12	100%	12
MEDEXPRESS URGENT CARE - MONROE		12			12
BAPTIST HEALTH			12	100%	12
SOMA MEDICAL CENTER, P.A.			12	100%	12
INNOVATIVE RESEARCH OF WEST FLORIDA		9	3	25%	12
MULBERRY CARE CENTER		7	5	42%	12
THE VILLAGES HEALTH		7	5	42%	12
MINUTECLINIC DIAGNOSTIC OF TN PC #320		11	1	8%	12
BROWARD DIALYSIS			12	100%	12
GNT ASSOCIATES		11	1	8%	12
SUWANNEE COUNTY JAIL		11	1	8%	12
FLORIDA DEPT OF HEALTH		4	8	67%	12
AVENTURA HOSPITAL AND MEDICAL CENTER			12	100%	12
CARENOW URGENT CARE-WEST END		7	5	42%	12
TLC FAMILY CARE HOME INC		12			12
CVS MINUTE CLINIC DIAGNOSTIC OF WISCONSIN		12			12
APPLE DIAGNOSTICS LAB		5	7	58%	12
MERIDIAN AT WATERWAYS, THE		10	2	17%	12
OCCUPATIONAL HEALTH CENTERS OF THE SOUTHWEST PA		11	1	8%	12
LAB UNKNOWN		1	11	92%	12
MED LABS DIAGNOSTICS		7	5	42%	12
MEDEXPRESS URGENT CARE - LAFAYETTE		11	1	8%	12
BERGEN NEW BRIDGE M		11	1	8%	12
MINUTECLINIC DIAGNOSTIC OF TN, PC 4992		12			12
ST PETER'S UNIVERSITY HOSPITAL		9	3	25%	12
COLLIER COUNTY HEALTH DEPT.		7	5	42%	12
CVS TN5639POCT FARRAGUT		10	2	17%	12
PANCARE HEALTH - WEWA ELEMENTARY			12	100%	12
FAMILY MEDICINE AT HUNTERS CREEK		11			11
MEDICAL CENTER AFFILIATES WEST PALM			11	100%	11
RIVERSIDE MEDICAL GROUP		10	1	9%	11
COLUMBIA MEMORIAL HOSPITAL		11			11

# COVID-19: testing by laboratory

Data through Mar 3, 2021 verified as of Mar 4, 2021 at 09:25 AM

Data in this report are provisional and subject to change.

The numbers in the table below represent the number of Florida and non-Florida residents for whom test results were received by the Department of Health. A person can be tested by more than one laboratory and can have both positive and negative results. **Therefore, the sum of the numbers in each column will be larger than the total number of people tested.**

Reporting lab	Inconclusive	Negative	Positive	Percent positive	Total
ELITE HOME HEALTH SERVICES		11			11
ASSOCIATES MD CYPRESS CREEK			11	100%	11
MINUTECLINIC DIAGNOSTIC OF TN PC #6415		10	1	9%	11
SEBRING PEDIATRICS LLC			11	100%	11
VIRTUA WEST JERSEY HOSPITAL VOORHEES		9	2	18%	11
NORTH OKALOOSA PHYSICIAN GROUP		10	1	9%	11
MINUTE CLINIC		1	10	91%	11
BRONSON FIRE DEPARTMENT		11			11
GENESIS		7	4	36%	11
IONA COLLEGE HEALTH & WELLNESS CENTER		11			11
MEYER PEDIATRICS CHTD		11			11
PRIMECARE AT PORT ORANGE			11	100%	11
LEHIGH VALLEY HOSPITAL		3	8	73%	11
WINTER PARK CARE AND REHABILITATION			11	100%	11
UMHC/SYLVESTER AT KENDALL		1	10	91%	11
IGENEX INC		11			11
PM PEDIATRICS		10	1	9%	11
EDWARD S BENNETT MD PLLC		11			11
FLORIDA HOSPITAL PHYSICIAN GROUP		3	8	73%	11
SENIOR HOME CARE INC		11			11
DMH STEINHATCHEE FAMILY MEDICINE		8	3	27%	11
CVS NY491POCT JACKSON HEIGHTS		11			11
CARLOS PORTU MD, PLLC			11	100%	11
WELLMED AT SOUTH PARSONS		9	2	18%	11
CVS TX8321POCT MCKINNEY		11			11
ADVENTIST HEALTH SYSTEM FLORIDA DEPT OF HEALTH		7	4	36%	11
BRIDGE DIAGNOSTICS			11	100%	11
ACCENTCARE		11			11
ACCESS HOME HEALTH OF FLORIDA LLC		11			11
URGENT CARE OF NEW YORK		11			11
PINELLAS COUNTY HEALTH DEPARTMENT		2	9	82%	11
JOHN W NORRIS III MD PA	1		10	91%	11
TRIPLE O MEDICAL SERVICES INC		9	2	18%	11
REDMED CLINIC OF ARLINGTON		10	1	9%	11
CARROLL GARDENS URGENT CARE		11			11
CULINARY INSTITUTE OF AMERICA STUDENT	3	8			11
GAMMA DIAGNOSTIC LAB LLC			11	100%	11
St. Annes Nursing Center, St. Annes Residence, Inc.		11			11
45TH 1		11			11
TELEVISIT PALM BAY FAMILY PRACTICE		9	2	18%	11
WANTAGH URGENT CARE		8	3	27%	11
St Joseph's Hospital & Medical Center		10	1	9%	11
TROPICANA		5	6	55%	11
ALCOVE ASSISTED LIVING FACILITY		11			11
CVS HEALTH, #3396		11			11
WATSON HEALTHCARE		8	3	27%	11

# COVID-19: testing by laboratory

Data through Mar 3, 2021 verified as of Mar 4, 2021 at 09:25 AM

Data in this report are provisional and subject to change.

The numbers in the table below represent the number of Florida and non-Florida residents for whom test results were received by the Department of Health. A person can be tested by more than one laboratory and can have both positive and negative results. **Therefore, the sum of the numbers in each column will be larger than the total number of people tested.**

Reporting lab	Inconclusive	Negative	Positive	Percent positive	Total
Solaris Healthcare Pensacola			11	100%	11
MONTEFIORE MEDICAL CENTER LABORATORIES - WEILER		7	4	36%	11
AIM LABORATORIES			11	100%	11
MORTON PLANT NORTH BAY HOSPITAL			11	100%	11
RUSSELL MEDICAL CENTER		10	1	9%	11
CVS NC187POCT CHARLOTTE		10	1	9%	11
AVALON FAMILY RESORT ASSISTED LIVING LLC		11			11
LABORATORY MEDICINE CONSULTANTS-LMC PA		10	1	9%	11
MEDEXPRESS URGENT CARE- MARYLAND		10	1	9%	11
CARINGTON MANOR		11			11
VITAS HEALTH INC		5	6	55%	11
DOC PAM PA		10	1	9%	11
THE TERRACE OF SAINT CLOUD		9	2	18%	11
FAMILY PRACTICE ON THE GO		6	5	45%	11
AZALEA HEALTH		2	9	82%	11
ILLINOIS DEPT OF PUBLIC HEALTH LAB - SPRINGFIELD			11	100%	11
STATCARE URGENT AND WALK-IN MEDICAL CA		10	1	9%	11
UNIVERSITY CENTRA CARE		10	1	9%	11
GRAND VILLA OF LARGO		9	2	18%	11
FIRST CHOICE PEDIATRICS WINTER SPRINGS		10	1	9%	11
ORLANDO ORTHOPAEDIC OUTPATIENT SURGERY CENTER LLC		8	3	27%	11
NIGHT LITE PEDIATRICS CENTER, LLC		1	10	91%	11
PRIMECARE ACQUISITION FAMILY PRACTICE INC		11			11
Rosewood Healthcare and Rehabilitation Center		5	6	55%	11
MHHS All Lab Subsection		11			11
LIFE'S SPECIAL MOMENTS INC		11			11
CVS MINUTE CLINIC DIAGNOSTIC PA		9	2	18%	11
PALM BEACH PATHOLOGY		9	2	18%	11
BIOTECH CLINICAL LABORATORIES, INC.		1	10	91%	11
MOUNT DORA PEDIATRICS		9	2	18%	11
GENOPTIX MEDICAL LABORATORY		10	1	9%	11
CVS MINUTE CLINIC DIAGNOSTIC OF TN #6044		9	2	18%	11
SEMORAN FAMILY HEALTH LLC		10	1	9%	11
NORTON HEALTHCARE			10	100%	10
PLYMOUTH HARBOR INCORPORATED		9	1	10%	10
MEDICAL LABORATORY DIAGNOSTICS			10	100%	10
MAIMONIDES MEDICAL CENTER		7	3	30%	10
Maury Regional Hospital		6	4	40%	10
BAYFRONT FAMILY HEALTH CENTER			10	100%	10
VENICE GREEN VILLAGE		3	7	70%	10
URGENT CARE CENTER AT PINNACLE		4	6	60%	10
CREATIVE TESTING SOLUTIONS		3	7	70%	10
VASCONCELLO COHEN MD PA		9	1	10%	10
RICH STREET GROUP HOME		3	7	70%	10
HIGH TOWER ALF LLC		9	1	10%	10
HCR MANORCARE		10			10

# COVID-19: testing by laboratory

Data through Mar 3, 2021 verified as of Mar 4, 2021 at 09:25 AM

Data in this report are provisional and subject to change.

The numbers in the table below represent the number of Florida and non-Florida residents for whom test results were received by the Department of Health. A person can be tested by more than one laboratory and can have both positive and negative results. **Therefore, the sum of the numbers in each column will be larger than the total number of people tested.**

Reporting lab	Inconclusive	Negative	Positive	Percent positive	Total
ADVENTIST HEALTH SYSTEM		9	1	10%	10
MEDEXPRESS URGENT CARE PARKERSBURG		8	2	20%	10
BELLE GLADES HEALTH CLINIC			10	100%	10
TENNESSEE DEPARTMENT OF HEALTH (TDH) - CENTRAL LABORATORY		2	8	80%	10
CONSULATE HEALTH CARE OF PENSACOLA			10	100%	10
MISSOURI DEPARTMENT OF HEALTH AND SENIOR SERVICES			10	100%	10
HNL LAB MEDICINE		7	3	30%	10
CBC LAB		3	7	70%	10
HEALTH NETWORK LABORATORIES		6	4	40%	10
DES PLAINES CLINICAL LAB		3	7	70%	10
MINUTECLINIC DIAGNOSTIC OF RHODE ISLAND		7	3	30%	10
NIGHT OWL PEDIATRICS URGENT CARE			10	100%	10
ABC PEDIATRICS OF PORT ST LUCIE		10			10
APPALACHIAN REGIONAL HEALTHCARE SYSTEM		10			10
ISLAND COAST PEDIATRICS IN-HOUSE LAB		10			10
RED MOUNTAIN DIAGNOSTICS		10			10
RHODE ISLAND DEPARTMENT OF HEALTH			10	100%	10
MEDEXPRESS URGENT CARE-KATY		7	3	30%	10
COMMUNITY HEALTH CENTER		2	8	80%	10
MINUTE CLINIC LLC #5733		10			10
BEAUMONT LABORATORY			10	100%	10
CARENOW URGENT CARE - EAST NASHVILLE		8	2	20%	10
VITALANT		1	9	90%	10
SAVANNAH MANOR ASSISTED LIVING COMMUNITY			10	100%	10
BROOKDALE PANAMA CITY		9	1	10%	10
METHODIST HOSPITAL			10	100%	10
MEDEX REGIONAL LABORATORIES LLC		1	9	90%	10
URGENT CARE & FAMILY PRACTICE CENTER			10	100%	10
MOSOLF PEDIATRICS			10	100%	10
MEDEXPRESS URGENT CARE - CHRISTIANBURG		7	3	30%	10
NAPHCARE INC		8	2	20%	10
PANCARE HEALTH - VERNON ELEMENTARY			10	100%	10
ARBORS OF GULF BREEZE, THE		8	2	20%	10
CORONA PATHOLOGY		10			10
MINUTECLINIC DIAGNOSTIC OF PA, LLC (1036)		8	2	20%	10
FRUITVILLE URGENT CARE			10	100%	10
ADVENT HEALTH MEDICAL GROUP FAMILY AND INTERNAL MEDICINE AT AVALON PAR		9	1	10%	10
PERSONAL PEDIATRICS PA		7	3	30%	10
RICHMOND UNIVERSITY MEDICAL CENTER		8	2	20%	10
JOHNS HOPKINS MEDICAL LABORATORIES		1	9	90%	10
CROSSROADS URGENT CARE, PLLC		10			10
RIVERWOOD CENTER,THE			10	100%	10
URGENT MEDICAL CENTER INC		2	8	80%	10
MINUTECLINIC DIAGNOSTIC OF NEW MEXICO		10			10
ALABAMA DEPARTMENT OF PUBLIC HEALTH		1	9	90%	10
WALGREENS #04618		9	1	10%	10

# COVID-19: testing by laboratory

Data through Mar 3, 2021 verified as of Mar 4, 2021 at 09:25 AM

Data in this report are provisional and subject to change.

The numbers in the table below represent the number of Florida and non-Florida residents for whom test results were received by the Department of Health. A person can be tested by more than one laboratory and can have both positive and negative results. **Therefore, the sum of the numbers in each column will be larger than the total number of people tested.**

Reporting lab	Inconclusive	Negative	Positive	Percent positive	Total
PRORENATA LABS		2	8	80%	10
MEDLABS DIAGNOSTICS		8	2	20%	10
MEDEXPRESS URGENT CARE - PANTOPS		9	1	10%	10
LUXOR SCIENTIFIC LLC		1	9	90%	10
MAINSTREET FAMILY CARE			10	100%	10
PBC PREMIER FAMILY HEALTH			10	100%	10
ASHRAF MEDICAL GROUP PLLC DBA PULSE M		9	1	10%	10
BROWARD HEALTH CARE			10	100%	10
MEDEXPRESS URGENT CARE CHARLESTON		6	4	40%	10
Westchester General Hospital			10	100%	10
MEDEXPRESS URGENT CARE - SALEM		6	4	40%	10
RPC@HODGES		2	8	80%	10
LEE COMMUNITY HEALTHCARE INC CAPE CORAL		10			10
PHYSICIANS REGIONAL MEDICAL CTR - COLLIER BLVD			10	100%	10
FLEMING ISLAND CENTER FOR CLINICAL RESEARCH		10			10
BOCA RATON REGIONAL HOSPITAL LAB			10	100%	10
LAKE BALDWIN CBOC		9	1	10%	10
MONROE COUNTY HOSPITAL		7	3	30%	10
ACCESS PHARMACY		10			10
SOMA MEDICAL CENTER, PA #4 FLORIDA MANGO			10	100%	10
MEDEXPRESS URGENT CARE - WINCHESTER GATEWAY		8	2	20%	10
CVA MINUTE CLINIC DIAGNOSTIC OF VIRGINIA, LLC		10			10
LAKE NONA MEDICAL SERVICES		3	7	70%	10
THE MEDICAL GROUP OF SOUTH FLORIDA INC		9	1	10%	10
BAYONET POINT HOSPITAL			10	100%	10
ESTATES MEDICAL CENTER INC			10	100%	10
CVS MINUTE CLINIC DIAGNOSTIC MED GRP OF CA		10			10
AMBRY GENETICS CORPORATION		10			10
NEW JERSEY DEPARTMENT OF HEALTH COMMUNICABLE DISEASE SERVICE		3	7	70%	10
EMERALD COAST HOSPICE - CRESTVIEW		10			10
PHASE2 LABS	2	6	2	20%	10
NOT INDICATED		1	9	90%	10
VETERNANS ADMINISTRATION			10	100%	10
Hialeah Nursing And Rehabilitation Center		6	4	40%	10
MINUTECLINIC DIAGNOSTIC OF TEXAS LLC		8	2	20%	10
AMERICAN HOUSE FORT MYERS		10			10
ONEIDA HEALTHCARE CENTER		8	2	20%	10
MC DIAGNOSTIC OF CONNECTICUT, PC # 257		9	1	10%	10
SUPERIOR RESIDENCES OF CLERMONT		2	8	80%	10
Sunrise Health and Rehabilitation Center		6	4	40%	10
MOLECULAR PATHOLOGY LABORATORY			10	100%	10
KIDSVILLE PEDIATRICS			10	100%	10
CARENOW URGENT CARE-DONELSON		7	3	30%	10
STATEN ISLAND UNIVERSITY HOSPITAL SEGUINE AVE		9	1	10%	10
NIGHT LITE PEDIATRICS CENTER		1	8	89%	9
CVS MINUTE CLINIC DIAGNOSTIC		8	1	11%	9

# COVID-19: testing by laboratory

Data through Mar 3, 2021 verified as of Mar 4, 2021 at 09:25 AM

Data in this report are provisional and subject to change.

The numbers in the table below represent the number of Florida and non-Florida residents for whom test results were received by the Department of Health. A person can be tested by more than one laboratory and can have both positive and negative results. **Therefore, the sum of the numbers in each column will be larger than the total number of people tested.**

Reporting lab	Inconclusive	Negative	Positive	Percent positive	Total
PINELLAS PARK FIRE DEPARTMENT		9			9
CVS PHARMACY NO 274		9			9
MINUTECLINIC DIAGNOSTIC OF OKLAHOMA		7	2	22%	9
HEALTH MED HOME CARE, LLC		9			9
MINUTECLINIC DIAGNOSTIC OF TN PC #6363		8	1	11%	9
GLADES COUNTY DETENTION CENTER			9	100%	9
EMERGENCY MEDICAL CENTER		3	6	67%	9
BUENA VIDA ESTATES			9	100%	9
BROWNE MEDICAL		7	2	22%	9
FLORIDA KEYS CONCIERGE MEDICINE, LLC		6	3	33%	9
ASSOCIATES IN MEDICINE		7	2	22%	9
MEDEXPRESS URGENT CARE - BENTON HARBOR		9			9
Consulate Health Care of Brandon		7	2	22%	9
MEDEXPRESS URGENT CARE - SWANSEA, N ILLINOIS ST		8	1	11%	9
MINUTECLINIC, LLC #4682		5	4	44%	9
REMISE OCCUPATIONAL HEALTH SOLUTIONS INC			9	100%	9
IMMEDIATE CARE PA		7	2	22%	9
ENCOMPASS HOME HEALTH OF THE SOUTHEAST LLC		9			9
ORLANDO HEALTH PHYSICIAN ASSOCIATES		4	5	56%	9
ORANGE PARK PEDIATRIC ASSOCIATES		1	8	89%	9
LAKEVIEW HEALTH SYSTEMS			9	100%	9
Signature Healthcare of Ormond		9			9
NORTHWEST FLORIDA COMMUNITY HOSPITAL LABORATORY		8	1	11%	9
Manor Care of Dunedin		6	3	33%	9
KEY TRAINING CENTER			9	100%	9
CVS MINUTE CLINIC DIAGNOSTIC OF TEXAS, LLC		9			9
LYNN KEEFE, MD PEDIATRICS		6	3	33%	9
LAKE CO SCHOOLS EMPLOYEE HEALTH & WELLNESS CENTER	1	6	2	22%	9
UCARE			9	100%	9
ILLINOIS DEPARTMENT OF PUBLIC HEALTH		1	8	89%	9
Fouraker Hills Rehab and Nursing			9	100%	9
WADSWORTH CENTER - DAVID AXELROD INSTITUTE		8	1	11%	9
MIDMICHIGAN MEDICAL CENTER			9	100%	9
GREENSBORO PATHOLOGY LLC		9			9
MINUTECLINIC, LLC, #4160		6	3	33%	9
LONGWOOD PEDIATRICS LLC			9	100%	9
BAPTIST PEDIATRICS		6	3	33%	9
LAKE NONA MEDICAL SERVICE LLC		9			9
MAGNOLIA MANOR			9	100%	9
VILLAGE PLACE HEALTH AND REHAB		9			9
MINUTECLINIC INCORPORATE, LLC		7	2	22%	9
ROSECASTLE			9	100%	9
CARENOW URGENT CARE-HERMITAGE		5	4	44%	9
CLEVELAND TENNESSEE HOSPITAL COMPANY		8	1	11%	9
RIVERVIEW REGIONAL MEDICAL CENTER		7	2	22%	9
OUR HOME AT BEACON HILL			9	100%	9

# COVID-19: testing by laboratory

Data through Mar 3, 2021 verified as of Mar 4, 2021 at 09:25 AM

Data in this report are provisional and subject to change.

The numbers in the table below represent the number of Florida and non-Florida residents for whom test results were received by the Department of Health. A person can be tested by more than one laboratory and can have both positive and negative results. **Therefore, the sum of the numbers in each column will be larger than the total number of people tested.**

Reporting lab	Inconclusive	Negative	Positive	Percent positive	Total
OPTUM SILVER LAKES			9	100%	9
ALLIANCE HEALTH AND REHABILITATION CENTER		9			9
MINUTECLINIC DIAGNOSTIC OF NEW JERSEY, LLC # 7069		9			9
FLORIDA MENTOR		7	2	22%	9
NATURE COAST REGIONAL MEDICAL CENTER			9	100%	9
FAMILY PRACTICE OF DAVIE INC			9	100%	9
PRECISION GENETICS			9	100%	9
UNIVERSITY MEDICAL CENTER		8	1	11%	9
FLORIDA HOSPITAL WINTER PARK		7	2	22%	9
MINUTECLINIC DIAGNOSTIC OF NORTH CAROLINA, PC		8	1	11%	9
CHILDREN'S HEALTH CENTER INC.		7	2	22%	9
OMNI			9	100%	9
PALM BAY URGENT CARE PL		1	8	89%	9
MINUTE-CLINIC DIAGNOSTIC OF VIRGINIA		8	1	11%	9
BAYFRONT HEALTH ST PETERSBURG		8	1	11%	9
CLAYMED OF NORTH FLORIDA			9	100%	9
ORLANDO MEDICAL CENTER PL		1	8	89%	9
AFC URGENT CARE - CEDAR GROVE		9			9
DOCTORS CENTER PA,THE		8	1	11%	9
CHEMISYS LABORATORIES		1	8	89%	9
SAMARITAN HOSPITAL LABORATORY		8	1	11%	9
THE MARY IMOGENE BASSETT HOSPITAL		9			9
FAMILY HEALTH CENTER AT PORT ST JOHN		4	5	56%	9
MOBILE RESPONSE DIAGNOSTICS LLC		8	1	11%	9
PRIME MEDICAL CARE, LLC		9			9
DAVENPORT PEDIATRICS CLERMONT PA		7	2	22%	9
COLLIER HMA PHYSICIAN MANAGEMENT, LLC		1	8	89%	9
GULF COAST MEDICAL GROUP		2	7	78%	9
CHILDREN'S HEALTHCARE OF ATLANTA/EGLESTON		9			9
CVS NC7588POCT ASHEVILLE		6	3	33%	9
MICHIGAN DEPARTMENT OF COMMUNITY HEALTH		1	8	89%	9
GCPM MANUAL MICROBIOLOGY		1	8	89%	9
MINUTECLINIC, LLC, DBA MINUTECLINIC #6106		7	2	22%	9
MINUTECLINIC, LLC #244		8	1	11%	9
NORTHSHORE UNIVERSITY HEALTHSYSTEM EVANSTON HOSPITAL LAB			9	100%	9
PEDIATRIC HEALTH CARE ALLIANCE			9	100%	9
ALACHUA			9	100%	9
DAVID LAWRENCE CENTER INC		7	2	22%	9
HAWTHORNE INN OF LAKE LAND		9			9
CVS M08590POCT KANSAS CITY		5	4	44%	9
WINDSOR OF SAN PABLO, THE		6	3	33%	9
INSPIRED LIVING AT PALM BAY		7	2	22%	9
BERRYHILL MANOR		9			9
WESTPAC LABS INC	1		8	89%	9
PATEL MEDICAL VENTURES		8	1	11%	9
FLORIDA MEDICAL CL ODOM TPA		4	5	56%	9

# COVID-19: testing by laboratory

Data through Mar 3, 2021 verified as of Mar 4, 2021 at 09:25 AM

Data in this report are provisional and subject to change.

The numbers in the table below represent the number of Florida and non-Florida residents for whom test results were received by the Department of Health. A person can be tested by more than one laboratory and can have both positive and negative results. **Therefore, the sum of the numbers in each column will be larger than the total number of people tested.**

Reporting lab	Inconclusive	Negative	Positive	Percent positive	Total
MINUTE CLINIC DIAGNOSTIC OF TEXAS, LLC		9			9
MINUTECLINIC DIAGNOSTIC OF MINNESOTA		9			9
ANY LAB TEST NOW INC			9	100%	9
MINUTE CLINIC DIAGNOSTIC OF SC, LLC #42		8	1	11%	9
WINDSOR OF GAINESVILLE		9			9
MINUTE CLINIC LLC #1448		8	1	11%	9
COLLIER BLVD HMA PHYSICIAN MANAGEMENT,, LLC			9	100%	9
CARENOW URGENT CARE-MT JULIET		8	1	11%	9
CVS TN5601POCT LENOIR CITY		9			9
LOREY ALF		9			9
FOX FAMILY PRACTICE		9			9
BRENNITY AT VERO BEACH, THE			9	100%	9
NEMOURS CHILDREN'S PRIMARY CARE VERO BEACH			9	100%	9
MEDEXPRESS URGENT CARE MONACA		9			9
ST JOSEPH WOMENS HOSPITAL			9	100%	9
ROSEMONT GARDENS INC		9			9
CITY OF NAPLES FIRE RESCUE		7	2	22%	9
ST JUDE LABORATORIES		7	2	22%	9
WESTCHESTER GENERAL HOSPITAL BLOOD GAS LAB			9	100%	9
ADVENT HEALTH - FOUR CORNERS ER		8	1	11%	9
ORLANDO ORTHOPAEDIC OUTPATIENT SURGERY CENTER		5	4	44%	9
KEY WEST URGENT CARE, INC		3	5	63%	8
URGENT TEAM MANAGEMENT OF TENNESSEE		7	1	13%	8
BLOOMING GARDENS OF CARE INC		8			8
OKLAHOMA STATE DEPARTMENT OF HEALTH-PUBLIC HEALTH LABORATORY			8	100%	8
MINUTECLINIC, LLC #05038		8			8
INTERNAL MEDICINE AND AESTHETICS OF NAPLES LLC		8			8
MINUTECLINIC DIAGNOSTIC OF TN PC #242		5	3	38%	8
CARENOW URGENT CARE-GREEN HILLS		8			8
GRAND AVE PHARMACY		1	7	88%	8
MONTEFIORE NYACK HOSPITAL AFFILIATED LABORATORY		8			8
EXECUTIVE MEDICAL SERVICES		8			8
NASCAR EVENT MANAGEMENT, LLC		8			8
TRUE HEALTH		5	3	38%	8
ROBERT WOOD JOHNSON HOSPITAL		7	1	13%	8
ALLINA HEALTH - ABBOTT NORTHWESTERN HOSPITAL		5	3	38%	8
ATMORE NURSING CENTER		7	1	13%	8
ST VINCENT'S ST CLAIR		5	3	38%	8
DOH-TAMPA BRANCH LABORATORY (MLK BLVD)		4	4	50%	8
NEW YORK PRESBYTERIAN - LOWER MANHATTAN		8			8
LAKE CONWAY URGENT CARE LLC		2	6	75%	8
FHCP-ORANGE CITY			8	100%	8
CIAN DIAGNOSTICS			8	100%	8
ARTHREX MEDICAL CENTER EAST		4	4	50%	8
PUTNAM FAMILY CARE INC		3	5	63%	8
LAKELAND REGIONAL HEALTH GRASSLANDS		7	1	13%	8

# COVID-19: testing by laboratory

Data through Mar 3, 2021 verified as of Mar 4, 2021 at 09:25 AM

Data in this report are provisional and subject to change.

The numbers in the table below represent the number of Florida and non-Florida residents for whom test results were received by the Department of Health. A person can be tested by more than one laboratory and can have both positive and negative results. **Therefore, the sum of the numbers in each column will be larger than the total number of people tested.**

Reporting lab	Inconclusive	Negative	Positive	Percent positive	Total
CVS MINUTE CLINIC DIAGNOSTIC OF NEW JERSEY		8			8
JOHNS HOPKINS ALL CHILDRENS			8	100%	8
MINUTECLINIC, LLC #1470		8			8
MINUTE CLINIC LLC #10203		6	2	25%	8
SYLVESTER AT PLANTATION LABORATORY		7	1	13%	8
CVS NC2357POCT HUNTERSVILLE		7	1	13%	8
ATLANTIC CONSOLIDATED LABORATORY		8			8
CIGNA ONSITE HEALTH LLC		2	6	75%	8
MINUTE CLINIC DIAGNOSTIC OF TN PC #64		8			8
VIGILINT HEALTHCARE		6	2	25%	8
MINUTECLINIC DIAGNOSTIC OF SC, LLC #2		7	1	13%	8
BEAUMONT EMERGENCY CENTER			8	100%	8
HUNTINGTON VILLAGE URGENT CARE		8			8
LPG PRIMARY CARE AT PINE ISLAND		6	2	25%	8
LANE PEDIATRICS PA			8	100%	8
THE WOLFF CENTER FOR CHILD & ADOLESCENT HEALTH			8	100%	8
CVS PA6902POCT BRYN MAWR		6	2	25%	8
DOTHAN PEDIATRIC CLINIC			8	100%	8
ADVANCED RESEARCH FOR HEALTH IMPROVEMENT		6	2	25%	8
MEDEXPRESS URGENT CARE, BUTLER		5	3	38%	8
CVS MINUTE CLINIC DIAGNOSTIC PA #3060		7	1	13%	8
UNDERGROUND FREE CLINIC		8			8
MEDEXPRESS URGENT CARE - WASHINGTON		6	2	25%	8
IU HEALTH PATHOLOGY		1	7	88%	8
VETERANS AFFAIRS MEDICAL CENTER - OUTPATIENT			8	100%	8
PALM BEACH CDH - DELRAY BEACH			8	100%	8
CAN COMMUNITY HEALTH, INC		8			8
SEA LEVEL LABS			8	100%	8
BARTON PARKER OD PC		8			8
ST. JOSEPH HOSPITAL AND HEALTH CARE INC.			8	100%	8
LIFELINK TISSUE BANK D/B/A LIFELINK TISSUE BANK		7	1	13%	8
MEDICANA NURSING AND REHAB CENTER			8	100%	8
MONTEFIORE MEDICAL CENTER LABORATORIES - NORTH		8			8
MEDEXPRESS URGENT CARE-LATROBE		8			8
VIBRANT AMERICA		6	2	25%	8
FOUNTAINVIEW BY FIVE STAR QUALITY CARE		7	1	13%	8
NEW HAMPSHIRE DEPARTMENT OF HEALTH AND HUMAN SERVICES		3	5	63%	8
VAIL VALLEY MEDICAL CENTER			8	100%	8
HOLY NAME MEDICAL CENTER	1	6	1	13%	8
CONSULATE HEALTH CARE		7	1	13%	8
INFINITY BIOLOGIX LLC OAKDALE		7	1	13%	8
MED & CO INVESTMENT LLC		7	1	13%	8
ORMOND BEACH CENTRA CARE			8	100%	8
GOLISANO CHILDREN'S HOSPITAL OF SOUTHWEST FLORIDA		6	2	25%	8
PENSACOLA CLUSTER			8	100%	8
CVS CA9165POCT SAN DIEGO		8			8

# COVID-19: testing by laboratory

Data through Mar 3, 2021 verified as of Mar 4, 2021 at 09:25 AM

Data in this report are provisional and subject to change.

The numbers in the table below represent the number of Florida and non-Florida residents for whom test results were received by the Department of Health. A person can be tested by more than one laboratory and can have both positive and negative results. **Therefore, the sum of the numbers in each column will be larger than the total number of people tested.**

Reporting lab	Inconclusive	Negative	Positive	Percent positive	Total
ALBION COLLEGE (ABBOTT)		8			8
MEDEXPRESS ELKINS		8			8
DORAL URGENT CARE			8	100%	8
UNIVERSITY HOSPITALS OF CLEVELAND		4	4	50%	8
ANYLABTEST NOW		2	6	75%	8
NORTHSIDE HOSPITAL		2	6	75%	8
MINUTECLINIC DIAGNOSTIC OF TN PC #5671		5	3	38%	8
MAGNOLIA PEDIATRICS GROUP LLC			8	100%	8
ST CLOUD PHYSICIAN MANAGMENT LLC		7	1	13%	8
DOCTOR'S IN-HOUSE LAB/COMMUNITY HEALTH CENTERS OF PINELLAS – CLEARWATE			8	100%	8
NITIN BAWA PROFESSIONAL ASSOCIATES			8	100%	8
CLEARWATER PEDIATRIC CARE		1	7	88%	8
DOH JACKSONVILLE CENTRAL LABORATORY		3	5	63%	8
HARBORCHASE OF DR PHILLIPS		7	1	13%	8
WELLIGENT		1	7	88%	8
UNIVERSITY OF MIAMI MILLER SCHOOL OF MEDICINE			8	100%	8
JACKSON CLINIC PA,THE		4	4	50%	8
LIFE CARE CITRUS COUNTY			8	100%	8
BAPTIST OUTPATIENT			8	100%	8
ALACHUA COUNTY HEALTH DEPARTMENT		1	7	88%	8
Avalon Healthcare and Rehabilitation Center			8	100%	8
HEALTHPARK MEDICAL CTR NURSING SVC		8			8
BLOOMINGDALE PEDIATRIC ASSOCIATES PA			8	100%	8
Sunset Lake Health and Rehabilitation Center		8			8
MEDEXPRESS URGENT CARE - FORT WORTH S		7	1	13%	8
WHITE SANDS OUTPATIENT SERVICES (WSOP SERVICES LLC		8			8
SURGOINSVILLE PHARMACY		8			8
WATERFORD AT CREEKSIDE, THE			8	100%	8
MINUTECLINIC DIAGNOSTIC OF TN PC #386		7	1	13%	8
KINGS BAY PEDIATRICS LLC		4	4	50%	8
MINUTECLINIC, LLC, MINUTECLINIC #7637		6	2	25%	8
JX REF LAB			8	100%	8
FLORIDA CLINICAL LAB		1	7	88%	8
SMH PHYSICIAN SERVICES INC		8			8
Nashville Central Laboratory		8			8
CVS MINUTE CLINIC DIAGNOSTIC OF VIRGINIA		8			8
FHPG_EXP CARE W HILLSBOROUGH			8	100%	8
MINUTECLINIC LLC (1435)		7	1	13%	8
UHEALTH UNIVERSITY OF MIAMI			8	100%	8
GENE STREET LABORATORIES, LLC		6	2	25%	8
SOMA MEDICAL CENTER MD PA #7 PEDIATRICS			8	100%	8
CARE ATC - CITY OF BOYNTON BEACH	1	2	5	63%	8
STPET		6	2	25%	8
BIOTECH PHARMACEUTICAL GROUP LLC			8	100%	8
ALLEGRO - TAMPA	1	4	3	38%	8
INTEGRATED FAMILY MEDICAL CENTER			8	100%	8

# COVID-19: testing by laboratory

Data through Mar 3, 2021 verified as of Mar 4, 2021 at 09:25 AM

Data in this report are provisional and subject to change.

The numbers in the table below represent the number of Florida and non-Florida residents for whom test results were received by the Department of Health. A person can be tested by more than one laboratory and can have both positive and negative results. **Therefore, the sum of the numbers in each column will be larger than the total number of people tested.**

Reporting lab	Inconclusive	Negative	Positive	Percent positive	Total
SOUTH FLORIDA BAPTIST HOSPITAL			8	100%	8
LAB UNKNOW		6	2	25%	8
INTERNAL MEDICINE ASSOCIATES OF JACKSON HOSPITAL			8	100%	8
CAREPOINT CLINIC		5	3	38%	8
DEPARTMENT OF HEALTH- CITRUS COUNTY		1	7	88%	8
RAYMOND BASRI MD		8			8
WESTERN NEW YORK IMMEDIATE MEDICAL CAR		8			8
WALK-IN MEDICAL CARE			8	100%	8
PUTNAM COUNTY EMERGENCY RESCUE SERVICE		5	3	38%	8
THOMAS JEFFERSON UNIVERSITY HOSPITAL		4	4	50%	8
ARCHBOLD MEMORIAL HOSPITAL/LAB		3	5	63%	8
DR PHILLIPS MEDICAL WELLNESS CENTER		8			8
MINUTE CLINIC DIAGNOSTIC OF SOUTH CAROLINA		6	2	25%	8
MID-HUDSON VALLEY DIVISION OF WESTCHESTER MEDICAL		8			8
DOCTOR'S IN HOUSE LAB			8	100%	8
West Gate Village, LLC		8			8
X-GENE MOLECULAR LABS		1	7	88%	8
GENEUS DIAGNOSTICS			8	100%	8
FLORIDA HEART AND VASCULAR MULTISPECIALTY GROUP		8			8
CVS HEALTH MINUTE CLINIC		1	7	88%	8
PACIFICA SUNRISE☐			8	100%	8
HEALTHMARK REGIONAL HOSPITAL LAB		4	4	50%	8
BENSONHURST URGENT CARE		8			8
LEMOYNE COLLEGE WELLNESS CENTER FOR		8			8
APEX HOME HEALTH CARE		7	1	13%	8
JOHN T MATHER MEMORIAL HOSPITAL LABORATORY		7	1	13%	8
PALM BEACH COUNTY HEALTH DEPARTMENT LABORATORY			8	100%	8
ST CHARLES HOSPITAL LABORATORY		8			8
SOUTHEASTERN PEDIATRIC ASSOCIATES			8	100%	8
FAST PACE MEDICAL CLINIC PLLC		6	2	25%	8
MEDEXPRESS URGENT CARE - BEECH GROVE		7	1	13%	8
MINUTECLINIC DIAGNOSTIC OF ILLINOIS LL		8			8
OCALA FAMILY MEDICAL CENTER		7			7
HOLY GARDEN ALF, INC.		7			7
QUE		4	3	43%	7
CRESTWOOD MEDICAL CENTER		5	2	29%	7
ST CLOUD COMPOUNDING PHARMACY & WELLNESS CENTER		7			7
MEDEXPRESS URGENT CARE, JOHNSTOWN		6	1	14%	7
Baptist Village Retirement Communities		7			7
MEDEXPRESS URGENT CARE - FAYETTEVILLE		5	2	29%	7
CVS PHARMACY #8800		5	2	29%	7
NEMOURS CHILDREN'S URGENT			7	100%	7
ST. CLOUD PHARMACY AND WELLNESS CENTER		3	4	57%	7
SOUTH FLORIDA ENT ASSOCIATES, INC			7	100%	7
EXPRESS TEST			7	100%	7
HEARTLAND PEDIATRICS OF LAKE PLACID			7	100%	7

# COVID-19: testing by laboratory

Data through Mar 3, 2021 verified as of Mar 4, 2021 at 09:25 AM

Data in this report are provisional and subject to change.

The numbers in the table below represent the number of Florida and non-Florida residents for whom test results were received by the Department of Health. A person can be tested by more than one laboratory and can have both positive and negative results. **Therefore, the sum of the numbers in each column will be larger than the total number of people tested.**

Reporting lab	Inconclusive	Negative	Positive	Percent positive	Total
DOCTOR'S IN-HOUSE LAB/COMMUNITY HEALTH CENTERS OF PINELLAS –PINELLAS P			7	100%	7
IRL MARKET LAB			7	100%	7
BALTIMORE CITY HEALTH DEPT COMMUNICABLE DISEASES AND EPIDEMIOLOGY			7	100%	7
ST. PETERSBURG PEDIATRICS			7	100%	7
MIAMI COMPREHENSIVE MEDICINE GROUP PA		4	3	43%	7
TRUE HEALTH DIAGNOSTICS		1	6	86%	7
LEE COMMUNITY HEALTHCARE INC NORTH FORT MYERS		7			7
NORTH PINELLAS CHILDRENS MEDICAL CENTER INC			7	100%	7
ST LUKES ROOSEVELT LABORATORY		7			7
KISSIMMEE VA OUTPATIENT CLINIC		7			7
MINUTECLINIC DIAGNOSTIC OF NEW JERSEY,		6	1	14%	7
MEDEXPRESS URGENT CARE - MIDLOTHIAN		6	1	14%	7
MEDEXPRESS URGENT CARE - MAPLE DRIVE		7			7
MINUTECLINIC DIAG OF IND, LLC #2387		6	1	14%	7
EMBRY-RIDDLE AERONAUTICAL UNIVERSITY HEALTH			7	100%	7
SCHOOL OF PHARMACY AND PHARMACEUTICAL		7			7
GILCHRIST COUNTY FIRE DEPARTMENT		4	3	43%	7
ELLIS HOSPITAL LABORATORY		6	1	14%	7
CARENOW URGENT CARE-SOUTHLAKE			7	100%	7
PREMIUM HEALTH CARE			7	100%	7
FLORIDA DIGESTIVE AND LIVER SPECIALIST		7			7
PEDIATRICS OF CENTRAL FLORIDA		5	2	29%	7
VICTORIAN MANOR		2	5	71%	7
ADVENT HEALTH APOPKA		3	4	57%	7
VERMONT DEPARTMENT OF HEALTH		1	6	86%	7
PEDIATRICS URGENT CARE, LLC			7	100%	7
SOUTH COM HEALTH CLINIC, DEPT. OF THE ARMY		7			7
FLORIDA SCHOOL FOR THE DEAF AND THE BLIND			7	100%	7
CLAY PRIMARY & FAMILY CARE LLC			7	100%	7
PERSONAL PHYSICIAN CARE PA			7	100%	7
FHMG_FM AND IM AVALON PARK		2	5	71%	7
CVS NJ617POCT CEDAR GROVE		6	1	14%	7
CAPRONA GROUP HOME		1	6	86%	7
RIVER OAKS TREATMENT CENTER			7	100%	7
DIAGNOSTIC CLINIC		6	1	14%	7
Thermopolis Rehabilitation Wellness		7			7
BAYCARE MEDICAL GROUP		1	6	86%	7
ORLANDO FAMILY PHYSICIANS			7	100%	7
FLORIDA CANCER SPECIALISTS & RESEARCH INSTITUTE		6	1	14%	7
BROOKDALE LAKE ORIENTA			7	100%	7
GRACE WELLNESS CENTER LLC		6	1	14%	7
KENDALL REGIONAL MEDICAL CNTR			7	100%	7
MERCY HEALTH—MUSKEGON		6	1	14%	7
MINUTECLINIC, LLC #1586		5	2	29%	7
MEDEXPRESS URGENT CARE-DUBOIS		7			7
SIMEDHEALTH LLC		2	5	71%	7

# COVID-19: testing by laboratory

Data through Mar 3, 2021 verified as of Mar 4, 2021 at 09:25 AM

Data in this report are provisional and subject to change.

The numbers in the table below represent the number of Florida and non-Florida residents for whom test results were received by the Department of Health. A person can be tested by more than one laboratory and can have both positive and negative results. **Therefore, the sum of the numbers in each column will be larger than the total number of people tested.**

Reporting lab	Inconclusive	Negative	Positive	Percent positive	Total
MINUTECLINIC, LLC #03965		7			7
MINUTE CLINIC LLC #2775		7			7
SONORA QUEST LABORATORIES			7	100%	7
CVS MINUTE CLINIC DIAGNOSTIC MED GRP OF SAN		5	2	29%	7
LMH SKILLED NURSING UNIT		7			7
EP LTC PHARMACY		5	2	29%	7
FLORIDA CENTER FOR DERMATOLOGY LABORATORY			7	100%	7
CHAPTERS HEALTH HOSPICE		7			7
NYU WINTHROP HOSPITAL PATHOLOGY		7			7
PENN MEDICINE PRINCETON MEDICAL CENTER		6	1	14%	7
DOTHAN WEST FAMILY MEDICINE		5	2	29%	7
DALLAS COUNTY HEALTH AND HUMAN SERVICES			7	100%	7
MODMD LABORATORY		7			7
NEMOURS CHILDREN'S HOSPITAL			7	100%	7
BOCA BIOLISTICS LLC			7	100%	7
LYNMOORE,THE		7			7
NORTHERN DUTCHESS HOSPITAL LABORATORY		5	2	29%	7
MINUTECLINIC #2860		5	2	29%	7
CARENOW URGENT CARE-MADISON		7			7
MINUTECLINIC DIAGNOSTIC OF TN PC #643		5	2	29%	7
MINUTE CLINIC LLC #4017		7			7
MEDEXPRESS URGENT CARE - CLARKSBURG		7			7
OPTUM PRIMARY CARE - FOUNTAIN OAKS		3	4	57%	7
JUPITER ISLAND PUBLIC SAFETY		5	2	29%	7
CVS OH2543POCT CANFIELD		5	2	29%	7
PANCARE HEALTH - HOSFORD SCHOOL			7	100%	7
ABBEY MANOR RETIREMENT RESIDENCE INC		7			7
FLORIDA HOSPITAL APOPKA		6	1	14%	7
SUPERIOR RESIDENCES AT CALA HILLS		7			7
Ocoee Health Care Center		7			7
LEPE'S HOUSE			7	100%	7
LAKE PEDIATRICS			7	100%	7
LONG ISLAND JEWISH FOREST HILLS HOSPITAL		7			7
MANATEE PEDIATRICS			7	100%	7
MINUTE CLINIC LLC #5706		6	1	14%	7
MINUTECLINIC DIAG OF IND, LLC #6697		7			7
PBC FOUND CARE INC			7	100%	7
COMMUNITY MEDICAL AND DENTAL CARE INC		7			7
WILDLIGHT LAB			7	100%	7
FAMILY MEDICINE MEDICAL DRIVE		7			7
KANSAS DEPARTMENT OF HEALTH		2	5	71%	7
Florida Clinical Laboratory		1	6	86%	7
NORTHDALE REHABILITATION CENTER			7	100%	7
PASSPORT HEALTH			7	100%	7
EL PARAISO HOME INC		7			7
ST VINCENT'S CHILTON		5	2	29%	7

# COVID-19: testing by laboratory

Data through Mar 3, 2021 verified as of Mar 4, 2021 at 09:25 AM

Data in this report are provisional and subject to change.

The numbers in the table below represent the number of Florida and non-Florida residents for whom test results were received by the Department of Health. A person can be tested by more than one laboratory and can have both positive and negative results. **Therefore, the sum of the numbers in each column will be larger than the total number of people tested.**

Reporting lab	Inconclusive	Negative	Positive	Percent positive	Total
LIZS ADULT CARE		7			7
NORTH FLORIDA MEDICAL CENTERS INC		1	6	86%	7
Parkside Villa		7			7
MINUTECLINIC DIAGNOSTIC OF VIRGINIA		7			7
NEOGENOMICS LABORATORIES, INC		7			7
CARESOUTH HHA HOLDINGS OF TALLAHASSEE LLC		7			7
MC DIAGNOSTIC OF CONNECTICUT, PC #1966		7			7
ORLANDO FAMILY MEDICAL INC		7			7
CURATIVE		1	6	86%	7
MINUTECLINIC, LLC, DBA MINUTECLINIC #6		7			7
UF HEALTH			7	100%	7
MINUTECLINIC DIAGNOSTICS OF IND, LLC		7			7
UNIVERSITY OF WASHINGTON MEDICAL CENTER			7	100%	7
GENTRY PARK ORLANDO ASSISTED LIVING		6	1	14%	7
GULF COAST PEDIATRICS OF SARASOTA PA		1	6	86%	7
AVON PARK PEDIATRICS			7	100%	7
FLORIDA HOSPITAL KISSIMMEE		4	3	43%	7
BRADENTON PHYSICIANS MEDICAL CENTER			7	100%	7
DELIVER MY MEDS CORP		7			7
ECLRS		2	5	71%	7
HEALTH AND WELLNESS CENTER		1	6	86%	7
GRAND VILLA OF PALM COAST		7			7
DOCTORS CLINICAL LABORATORY, INC		5	2	29%	7
MINUTECLINIC DIAGNOSTIC OF MAINE, LLC		5	2	29%	7
LAWTON CHILES HEALTH CENTER		1	6	86%	7
SOMA MEDICAL CENTER PA #4			7	100%	7
DYNAMIC HEALTH CENTERS INC		3	4	57%	7
LEE COUNTY HEALTH DEPARTMENT		4	3	43%	7
NOVANT HEALTH INPATIENT CARE		2	5	71%	7
HEALTH CARE LABORATORY SERVICES		1	6	86%	7
CVS NC4165POCT BREVARD		5	2	29%	7
CAYUGA COUNTY HEALTH DEPARTMENT		6	1	14%	7
GRAND VILLA OF MELBOURNE		5	2	29%	7
PENINSULA CARE AND REHABILITATION CENTER			7	100%	7
KEYSTONE PLACE AT NAPLES PRESERVE		4	3	43%	7
MEDEXPRESS URGENT CARE - HOT SPRINGS		7			7
PALM POINT BEHAVIORAL HEALTH		7			7
MEDEXPRESS URGENT CARE - STAUNTON		3	4	57%	7
MIAMI BEACH COMMUNITY HEALTH CENTER INC			7	100%	7
ORLANDO ORTHOPAEDIC CENTER		5	2	29%	7
COMPASSION PEDIATRICS		3	4	57%	7
MEDEXPRESS URGENT CARE - STATE COLLEGE		5	2	29%	7
CVS MINUTE CLINIC DIAGNOSTIC OF TEXAS,LLC		5	2	29%	7
URGENT CARE OF LONGWOOD			7	100%	7
WYOMING COUNTY COMMUNITY HOSPITAL LABORATORY		7			7
OSWEGO HOSPITAL LABORATORY		6	1	14%	7

# COVID-19: testing by laboratory

Data through Mar 3, 2021 verified as of Mar 4, 2021 at 09:25 AM

Data in this report are provisional and subject to change.

The numbers in the table below represent the number of Florida and non-Florida residents for whom test results were received by the Department of Health. A person can be tested by more than one laboratory and can have both positive and negative results. **Therefore, the sum of the numbers in each column will be larger than the total number of people tested.**

Reporting lab	Inconclusive	Negative	Positive	Percent positive	Total
MINUTE CLINIC DIAG OF IND LLC #8674		6			6
TRANSPLANT GENOMICS INC (EUROFINS)		6			6
UNILAB		2	4	67%	6
INTERVENTIONAL REHABILITATION OF SOUTH FLORIDA			6	100%	6
PHYSICIANS FOR CHILDREN			6	100%	6
CVS MINUTE CLINIC DIAG OF IND, LLC #6549		6			6
CAREWELL 301 - WARWICK			6	100%	6
LAKEVIEW TERRACE HOME HEALTH SERVICES LLC			6	100%	6
RIVER CITY PRIMARY AND URGENT CARE			6	100%	6
Lenox on the Lake			6	100%	6
CHILDREN'S HOSPITAL OF PHILADELPHIA		5	1	17%	6
ELITE MD GROUP INC		2	4	67%	6
PR HEALTH		1	5	83%	6
LRHS Southeastern University		4	2	33%	6
LOUISIANA DEPT OF HEALTH			6	100%	6
PALMS WEST HOSPITAL			6	100%	6
MC DIAGNOSTIC OF CONNECTICUT , PC # 3		4	2	33%	6
FLEET LANDING			6	100%	6
CAMELLIA AT DEERWOOD		2	4	67%	6
NORTHSIDE HOSPITAL ATLANTA		3	3	50%	6
MINUTE CLINIC DIAGNOSTIC OF PENNSYLVANIA		6			6
UT MEMPHIS UNIVERSITY HEALTH SERVICES			6	100%	6
PUBLIC HEALTH LAB		6			6
CAPITAL HEALTH PLAN LABORATORIES			6	100%	6
MINUTE-CLINIC DIAGNOSTIC OF VIRGINIA, LLC #2003		5	1	17%	6
CVS MINUTE CLINIC, LLC #22		5	1	17%	6
ASCENSION ST VINCENT'S CLAY COUNTY			6	100%	6
FRESENIUS KIDNEY CARE DUNEDIN			6	100%	6
TAMIAMI LAB MILLENIUM			6	100%	6
Northwell Lab		2	4	67%	6
DOCTORS EXPRESS OF ST PETERSBURG			6	100%	6
URGENT TEAM - HUNTSVILLE		5	1	17%	6
MEDEXPRESS URGENT CARE-PITTSFIELD		6			6
GOOD SAMARITAN MEDICAL CENTER			6	100%	6
MINUTECLINIC, LLC #1492		6			6
DANIEL M LIBBY MD PLLC		6			6
PALMETTO HEALTH ALLIANCE		3	3	50%	6
NORTHEAST ALABAMA REGIONAL MEDICAL CENTER		3	3	50%	6
THE CLINIC PREMISE HEALTH			6	100%	6
GRAND VILLA OF DELRAY EAST		6			6
URGENT TEAM - MUSCLE SHOALS		6			6
WG WINDSOR WOODS SH LLC		6			6
MEDEXPRESS URGENT CARE - ELM GROVE		5	1	17%	6
FLORIDA DEPARTMENT OF HEALTH IN SARASOTA COUNTY		5	1	17%	6
MINUTECLINIC DIAGNOSTIC OF SC, LLC #7		4	2	33%	6
BAYSIDE LABORATORIES INC		6			6

# COVID-19: testing by laboratory

Data through Mar 3, 2021 verified as of Mar 4, 2021 at 09:25 AM

Data in this report are provisional and subject to change.

The numbers in the table below represent the number of Florida and non-Florida residents for whom test results were received by the Department of Health. A person can be tested by more than one laboratory and can have both positive and negative results. **Therefore, the sum of the numbers in each column will be larger than the total number of people tested.**

Reporting lab	Inconclusive	Negative	Positive	Percent positive	Total
SOUTHEASTERN DERMATOLOGY GROUP PA		5	1	17%	6
ATLANTIC COMMUNITY HIGH SCHOOL		5	1	17%	6
HOLLY HILL HOME INFUSION SERVICE		5	1	17%	6
MINUTECLINIC LLC #5041		2	4	67%	6
MD NOW MEDICAL CENTER			6	100%	6
THE PALMS REHABILITATION AND HEALTHCARE CENTER		5	1	17%	6
SANDGATE GARDENS REHAB & NURSING CENTER		3	3	50%	6
UT SOUTHWESTERN MEDICAL CENTER			6	100%	6
EASTERN FLORIDA STATE COLLEGE - PALM BAY CAMPUS			6	100%	6
MINUTECLINIC, LLC #03268		5	1	17%	6
MINUTE-CLINIC DIAGNOSTIC OF VIRGINIA, LLC #794		5	1	17%	6
MC DIAGNOSTIC OF CONNECTICUT, PC #1043		6			6
SYNEXUS CLINICAL RESEARCH US INC		2	4	67%	6
Centrastate Medical Center		5	1	17%	6
PALM HARBOR DERMATOLOGY		4	2	33%	6
CITYMD		1	5	83%	6
AARK LABORATORY		6			6
PRESBYTERIAN HOME		6			6
ETHOS LABORATORIES		6			6
ENTRUST IMMEDIATE CARE			6	100%	6
PANCARE HEALTH - KATE SMITH ELEMENTARY		1	5	83%	6
CVS TX4397POCT CYPRESS		6			6
MEDEXPRESS URGENT CARE - BLUEFIELD		5	1	17%	6
LPG PRIMARY CARE AT BONITA BAY LIFESTYLE CENTER		5	1	17%	6
CVS TX8351POCT BEAUMONT		6			6
FIRST COAST CARDIOVASCULAR INSTITUTE PA			6	100%	6
GRACE COMMUNITY PHARMACY			6	100%	6
QUICK CARE MED WALK IN AND URGENT CARE			6	100%	6
ANTHONY-BROWN PHARMACY		6			6
ENIGMA DIAGNOSTIC, INC.			6	100%	6
VIERA PEDIATRICS		1	5	83%	6
MAXHEALTH		5	1	17%	6
DIXITKUMAR N MODI MD PA			6	100%	6
AVANTE AT ORMOND BEACH INC			6	100%	6
CDRX INFUSION			6	100%	6
MINUTECLINIC DIAGNOSTIC OF OHIO #7790		4	2	33%	6
MINUTECLINIC DIAGNOSTIC OF GEORGIA, LL		5	1	17%	6
MINUTECLINIC, LLC #1796		5	1	17%	6
WIREGRASS MEDICAL CENTER			6	100%	6
GRACE REHABILITATION CENTER OF VERO BEACH		4	2	33%	6
MEDEXPRESS URGENT CARE - IRVING		6			6
CARE CENTERS OF NASSAU LLC MINER ROAD NORTH		6			6
MEDEXPRESS URGENT CARE - CULPEPER		6			6
HUNTERS CREEK PEDIATRICS		6			6
OAK HARBOR ASSISTED LIVING FACILITY		4	2	33%	6
GOLDMAN SACHS HEALTH CENTER		6			6

# COVID-19: testing by laboratory

Data through Mar 3, 2021 verified as of Mar 4, 2021 at 09:25 AM

Data in this report are provisional and subject to change.

The numbers in the table below represent the number of Florida and non-Florida residents for whom test results were received by the Department of Health. A person can be tested by more than one laboratory and can have both positive and negative results. **Therefore, the sum of the numbers in each column will be larger than the total number of people tested.**

Reporting lab	Inconclusive	Negative	Positive	Percent positive	Total
ST. LUCIE COUNTY HEALTH DEPARTMENT		4	2	33%	6
WELLMED AT BRANDON REGIONAL		5	1	17%	6
FLORIDA DEPARTMENT OF HEALTH IN MIAMI DADE COUNTY		5	1	17%	6
CVS DC1340POCT WASHINGTON		6			6
JERSEY SHORE MEDICAL CENTER		6			6
AMERICAN HEALTH ASSOC. LABORATORY SOUTH		4	2	33%	6
ARLINGTON OF NAPLES		6			6
CVS IN6654POCT INDIANAPOLIS		5	1	17%	6
MINUTECLINIC DIAGNOSTIC OF ILLINOIS		5	1	17%	6
TIMBER CREEK PEDIATRICS		6			6
BAYCARE ALLIANT HOSPITAL			6	100%	6
CVS NC6402POCT DAVIDSON		4	2	33%	6
LISTENING DOCTOR PLLC, THE		1	5	83%	6
FLORIDA WOMAN CARE LABORATORY			6	100%	6
MINUTECLINIC DIAG OF IND LLC #6998		5	1	17%	6
BAYSHORE POINTE NURSING AND REHAB CENTER			6	100%	6
CVS NV3210POCT LAS VEGAS		6			6
TEXAS MEDCLINIC			6	100%	6
MIAMI RESCUE MISSION CLINIC INC			6	100%	6
CVS MINUTE CLINIC DIAGNOSTIC OF TN #3293		6			6
BROWARD COUNTY HEALTH DEPT.			6	100%	6
SAINT PETER'S UNIVERSITY HOSPITAL		6			6
MINUTECLINIC MINUTECLINIC #4977		4	2	33%	6
CVS SC7556POCT WEST COLUMBIA		6			6
YAZJI PEDIATRIC CARE LLC DBA TUKA PEDIATRICS			6	100%	6
SIGNATURE HEALTHCARE OF MIDDLEBURG		6			6
CITIZENS BAPTIST MEDICAL CENTERS LAB		5	1	17%	6
PARTNERS PHARMACY OF FLORIDA LLC		6			6
MEDEXPRESS URGENT CARE - MT LEBANON		4	2	33%	6
WINTER PARK INTERNAL MEDICINE MD PA		5	1	17%	6
MINUTE CLINIC DIAGNOSTIC OF MICHIGAN PC		6			6
BROOKDALE CLERMONT			6	100%	6
PEDIATRICS IN BREVARD-COCOA BEACH		2	4	67%	6
PROHEALTH MED		1	5	83%	6
COMPASSION PEDIATRIC URGENT CARE LLC		2	4	67%	6
CVS TX1104POCT ALLEN		6			6
BOCA VIPEDIATRICS			6	100%	6
INTERNAL MEDICINE LIPID AND WELNNESS PRACTICE			6	100%	6
AMERICAN EAGLE LEESBURG AL LLC DBA VISTA LAKE			6	100%	6
NORTH FLORIDA PEDIATRICS JASPER			6	100%	6
DR. PHILLIPS MEDICAL WELLNESS CENTER		3	3	50%	6
GLEN FALLS HOSPITAL DEPARTMENT OF PATHOLOGY		6			6
FLORIDA PREMIER MEDICAL CARE PA			6	100%	6
FAMILY CARE MEDICAL CENTER			6	100%	6
MEDICAL CENTER AT OCEAN REEF		1	5	83%	6
BETHESDA COMMUNITY HEALTH CENTER			6	100%	6

# COVID-19: testing by laboratory

Data through Mar 3, 2021 verified as of Mar 4, 2021 at 09:25 AM

Data in this report are provisional and subject to change.

The numbers in the table below represent the number of Florida and non-Florida residents for whom test results were received by the Department of Health. A person can be tested by more than one laboratory and can have both positive and negative results. **Therefore, the sum of the numbers in each column will be larger than the total number of people tested.**

Reporting lab	Inconclusive	Negative	Positive	Percent positive	Total
SUNRISE SENIOR LIVING OF JACKSONVILLE			6	100%	6
Signature Healthcare of Savannah		6			6
MARSHALL MEDICAL CENTER SOUTH LAB		5	1	17%	6
MINUTE CLINIC INCORPORATE		6			6
TERRACINA LLC		1	5	83%	6
TERENCE B MITCHELL MD, INC		2	4	67%	6
WATAUGA MEDICAL CENTER		4	2	33%	6
CAPE CORAL URGENT CARE		3	3	50%	6
MINUTECLINIC #8760		6			6
SUMTER COUNTY HEALTH DEPARTMENT		1	5	83%	6
MINUTECLINIC DIAGNOSTIC OF VIRGINIA, LLC #255		6			6
SV DIAGNOSTIC LAB			6	100%	6
MERCY COLLEGE HEALTH OFFICE		6			6
MINUTECLINIC DIAGNOSTIC OF NORTH CAROLINA PC #5341		4	2	33%	6
CVS NATIONAL HARBOR MD2297714CV		6			6
MEDEXPRESS URGENT CARE - TARENTUM		5	1	17%	6
Kroger 673 - The Little Clinic Dallas		5	1	17%	6
LUMADOC HEALTH		4	2	33%	6
RANDOLPH DIABETES AND WELLNESS		5	1	17%	6
DEPARTMENT OF HEALTH AND HUMAN SERVICES STATE OF NEW HAMPSHIRE			6	100%	6
BETH ISRAEL DEACONESS MEDICAL CENTER			6	100%	6
URGENT CARE HOUSECALLS PA		5	1	17%	6
CANCER RESEARCH LAB, BOB JONES UNIVERSITY		6			6
LEWIS COUNTY MANOR		6			6
CVS NC5591POCT STATESVILLE		5	1	17%	6
SUFFRIDGE DRIVE GROUP HOME		6			6
TAMPA URGENT CARE			6	100%	6
PLEASANTVILLE OF SEBASTIAN LLC			6	100%	6
MEDEXPRESS URGENT CARE - RICHMOND, NINE MILE RD		5	1	17%	6
XPRESS URGENT CARE LLC		6			6
THE WINDSOR OF OCALA		2	4	67%	6
FAMILY TREE PRIMARY CARE		5	1	17%	6
MEDEXPRESS URGENT CARE-PETERS TWP		5	1	17%	6
UNILAB OF DADE INC			6	100%	6
PEPIN ACADEMIES-PASCO		6			6
FLORIDA MEDICAL SPECIALISTS		2	4	67%	6
MINUTECLINIC MINUTECLINIC #8505		4	2	33%	6
CURATIVE CARE CENTER INC		1	5	83%	6
MINUTECLINIC DIAGNOSTIC OF NEVADA #87		4	2	33%	6
MEDEXPRESS URGENT CARE - BATTLE CREEK		4	2	33%	6
BROWARD TRANSITIONAL CENTER			6	100%	6
CONCENTRA			6	100%	6
MEDEXPRESS URGENT CARE - HUNTINGTON WE		6			6
PATHGROUP LABS, LLC		4	2	33%	6
DICKSON MEDICAL ASSOCIATES PC PATH LAB		4	1	20%	5
MINUTECLINIC DIAGNOSTIC OF TN, PC 6304		3	2	40%	5

# COVID-19: testing by laboratory

Data through Mar 3, 2021 verified as of Mar 4, 2021 at 09:25 AM

Data in this report are provisional and subject to change.

The numbers in the table below represent the number of Florida and non-Florida residents for whom test results were received by the Department of Health. A person can be tested by more than one laboratory and can have both positive and negative results. **Therefore, the sum of the numbers in each column will be larger than the total number of people tested.**

Reporting lab	Inconclusive	Negative	Positive	Percent positive	Total
PIEDMONT HOSPITAL LAB			5	100%	5
BIOTECH CLINICAL LABORATORY			5	100%	5
RURAL HEALTH CARE INC			5	100%	5
MID - FLORIDA PATHOLOGY LLC		1	4	80%	5
ST MARYS MEDICAL CENTER			5	100%	5
VA Primary Care Clinic at Meharry		4	1	20%	5
LAKEVIEW HEALTHCARE SYSTEM LLC			5	100%	5
DOCS URGENT CARE		1	4	80%	5
COVID RAPID LABS			5	100%	5
LPG PEDIATRICS AT CAPE CORAL		5			5
CVS HEALTH, #2043		5			5
AHF PUBLIC HEALTH LABORATORY			5	100%	5
MEDEXPRESS URGENT CARE MURRYSVILLE		3	2	40%	5
Army Residence Community		5			5
LABS PLUS LLC		5			5
CENTREX CLINICAL LABS INC		5			5
MEDEXPRESS URGENT CARE - BECKLEY CROSS		4	1	20%	5
SOUTHEAST GEORGIA HEALTH SYSTEM, INC D		5			5
URGENT TEAM - NASHVILLE		5			5
SEASIDE MANOR			5	100%	5
Life Care Center of Estero			5	100%	5
BROWNE MEDICAL LLC		3	2	40%	5
CVS CA9113POCT CHULA VISTA		5			5
EGL GENETICS DIAGNOSTICS			5	100%	5
MEDEXPRESS URGENT CARE - WILLIAMSPORT		4	1	20%	5
ADVANCED URGENT CARE OF MARATHON		1	4	80%	5
PEDIATRICS OF ALTAMONTE		5			5
MINUTECLINIC, LLC #1431		4	1	20%	5
GREENVILLE MEMORIAL HOSPITAL LAB			5	100%	5
CVS TX2263POCT SAN ANTONIO		5			5
COMPUNET CLINICAL LAB			5	100%	5
MIAMI MEDICAL CONSULTANT PA			5	100%	5
SIGNATURE URGENT CARE			5	100%	5
NU WAVE MEDICAL CENTER			5	100%	5
BIRMINGHAM VAMC		2	3	60%	5
ADVENTHEALTH CAR CENTER APOPKA			5	100%	5
KETTERING HEALTH			5	100%	5
BEACH HOUSE		5			5
NORTHPORT MEDICAL CENTER LAB		5			5
PREMIER FAMILY HEALTH PA			5	100%	5
AHC Decatur County		5			5
KEYSTONE REHABILITATION AND HEALTH CENTER		1	4	80%	5
MINUTECLINIC DIAGNOSTIC OF OHIO #3407		4	1	20%	5
QUEST DIAGNOSTICS PSC		1	4	80%	5
ST JOHNS BIOMEDICAL LAB		5			5
Enterprise Health and Rehabilitation Center		5			5

# COVID-19: testing by laboratory

Data through Mar 3, 2021 verified as of Mar 4, 2021 at 09:25 AM

Data in this report are provisional and subject to change.

The numbers in the table below represent the number of Florida and non-Florida residents for whom test results were received by the Department of Health. A person can be tested by more than one laboratory and can have both positive and negative results. **Therefore, the sum of the numbers in each column will be larger than the total number of people tested.**

Reporting lab	Inconclusive	Negative	Positive	Percent positive	Total
QUINTON MEMORIAL HEALTH CARE CENTER		5			5
URGENT CARE COASTAL GA			5	100%	5
GULF COAST VETERANS HCS PANAMA CITY OPC		5			5
ADVICE FOR OPTIMAL WELLNESS		2	3	60%	5
ENT AND ALLERGY ASSOCIATES OF FLORIDA, LLC			5	100%	5
MEDICAL CENTER OF BLOUNTSTOWN			5	100%	5
OMNICARE PHARMACY OF TEXAS 1, LP DBA OMNICARE		5			5
OHIO DEPARTMENT OF HEALTH			5	100%	5
LAKE NONA PEDIATRICS IN ASSOCIATION WITH NEMOURS		5			5
MEDEXPRESS URGENT CARE MORGANTOWN		5			5
VEIL VALLEY MEDICAL CENTER			5	100%	5
GENTLE HANDS MOBILE PHLEBOTOMY			5	100%	5
THE UNIVERSITY OF VERMONT MEDICAL CENTER		4	1	20%	5
URGENT CARE OF ERWIN		5			5
WALGREEN #6538		5			5
MINNESOTA DEPARTMENT OF HEALTH PUBLIC HEALTH LABORATORY DIVISION	1		4	80%	5
CARENOW URGENT CARE - CENTRAL AUSTIN		1	4	80%	5
FLORIDA PRIMARY CARE AND SPORTS MEDICINE INC		2	3	60%	5
CVS NV408817POCT LAS VEGAS		1	4	80%	5
MINUTE CLINIC, LLC #1434		5			5
CVS TN2179POCT MURFREESBORO		5			5
WESTMINSTER SHORES			5	100%	5
CVS GA2147POCT KENNESAW		4	1	20%	5
OCHSNER MEDICAL CENTER			5	100%	5
GUTHRIE MEDICAL GROUP LABORATORIES		5			5
MEDEXPRESS URGENT CARE PORT HURON		4	1	20%	5
ST CHARLES BEND LABORATORY		4	1	20%	5
OURMED		4	1	20%	5
DOMINICAN COLLEGE STUDENT HEALTH CENTE		5			5
COOPER HOSPITAL/UNIVERSITY MEDICAL		5			5
LAFAYETTE NURSING AND REHAB			5	100%	5
ADVENTHEALTH MEDICAL GROUP PEDIATRIC & ADOLESCENT		4	1	20%	5
Rutgers Health Rwj University Hospital - Laboratory		2	3	60%	5
NORTH SHORE HEMATOLOGY-ONCOLOGY ASSOCIATES, PC		5			5
MEDEXPRESS URGENT CARE-NESHANNOCK TWP		4	1	20%	5
LIVING WATERS MEDICAL CENTER			5	100%	5
BLUETAIL MEDICAL GROUP, LLC		4	1	20%	5
CVS CT1123POCT SOUTHURY		5			5
OCCMED SOLUTIONS		2	3	60%	5
COMMONS AT ORLANDO LUTHERAN TOWERS SNF			5	100%	5
WHITE WILSON MEDICAL CENTER - FWB		1	4	80%	5
CUMBERLAND HEIGHTS		5			5
MAXCARE CLINIC			5	100%	5
AUGUSTA HEALTH			5	100%	5
TESTD			5	100%	5
SUPREME LABORATORY			5	100%	5

# COVID-19: testing by laboratory

Data through Mar 3, 2021 verified as of Mar 4, 2021 at 09:25 AM

Data in this report are provisional and subject to change.

The numbers in the table below represent the number of Florida and non-Florida residents for whom test results were received by the Department of Health. A person can be tested by more than one laboratory and can have both positive and negative results. **Therefore, the sum of the numbers in each column will be larger than the total number of people tested.**

Reporting lab	Inconclusive	Negative	Positive	Percent positive	Total
MINUTECLINIC DIAGNOSTIC OF TN PC #442		4	1	20%	5
UF HEALTH PATHOLOGY LABORATORIES			5	100%	5
HENDRY REGIONAL CONVENIENT CARE CENTER			5	100%	5
INTERNAL MEDICINE & PRIMARY CARE ASSOCIATES, PLC			5	100%	5
FRESENIUS KIDNEY CARE SOUTH ORLANDO			5	100%	5
HELIX KH UC			5	100%	5
WEST DADE PEDIATRICS			5	100%	5
XRL SXF REF LAB		5			5
CAREHERE LCS- EUSTIS			5	100%	5
FLORIDA HEALTHCARE OF ORLANDO			5	100%	5
FLORIDA DEPARTMENT OF HEALTH - INVERNESS		3	2	40%	5
PM PEDIATRICS OF BAYSIDE PLLC		5			5
CVS PA2582POCT SPRINGFIELD		3	2	40%	5
NOVADX		2	3	60%	5
FLORIDA CLINICAL LABORATORY - BIOREFERENCE LABORATORIES		2	3	60%	5
PUTNAM HOSPITAL CENTER LABORATORY		5			5
TULLAHOMA HMA, LLC		4	1	20%	5
MINUTE CLINIC DIAGNOSTIC OF NORTH CAROLINA		5			5
MCKENZIE-WILLAMETTE MEDICAL CENTER LAB		5			5
GADSDEN COUNTY HEALTH DEPARTMENT			5	100%	5
UNIVERSITY OF CHICAGO MEDICAL CENTER LAB			5	100%	5
TALLAHASSEE MEMORIAL HEALTHCARE			5	100%	5
JOHN T MACKAY MD			5	100%	5
LABCORP UNSPECIFIED		5			5
URGENT MED INC		3	2	40%	5
LONGWOOD FAMILY MEDICINE		1	4	80%	5
PRINCIPLE LABORATORY		3	2	40%	5
BOROPARK URGENT CARE		4	1	20%	5
FLORIDA HOSPITAL LAKE MARY		5			5
RUSH UNIVERSITY MEDICAL CENTER LABORATORY			5	100%	5
LIFEPLUS HEALTHCARE GROUP INC		5			5
LAKE COUNTY DETENTION CENTER		3	2	40%	5
FORSYTH HOUSE			5	100%	5
SOUTHERN OCEAN MEDICAL CENTER		5			5
CENTRAL FLORIDA PRIMARY CARE			5	100%	5
PATIENT FIRST - LEESBURG			5	100%	5
HAWTHORNE HEALTH AND REHABILITATION			5	100%	5
JUPITER ISLAND MEDICAL CLINIC INC		5			5
MEDEXPRESS URGENT CARE-MUNCIE		5			5
ALL CHILDREN'S HOSPITAL DEPT OF GENERAL PEDIATRICS			5	100%	5
FLAGLER HEALTH SERVICES INC			5	100%	5
WATERTOWN URGENT CARE PLLC		5			5
FRANCES WARDE MEDICAL LABORATORY		2	3	60%	5
MINUTECLINIC DIAGNOSTIC OF KENTUCKY		5			5
MINUTECLINIC DIAG OF IND LLC #8651		4	1	20%	5
EAST BANK HOSPITAL - UNIVERSITY OF MINNESOTA MEDICAL CENTER			5	100%	5

# COVID-19: testing by laboratory

Data through Mar 3, 2021 verified as of Mar 4, 2021 at 09:25 AM

Data in this report are provisional and subject to change.

The numbers in the table below represent the number of Florida and non-Florida residents for whom test results were received by the Department of Health. A person can be tested by more than one laboratory and can have both positive and negative results. **Therefore, the sum of the numbers in each column will be larger than the total number of people tested.**

Reporting lab	Inconclusive	Negative	Positive	Percent positive	Total
Kennedy University Hospital		5			5
DEPARTMENT OF HEALTH AND HUMAN SERVICES LANSING			5	100%	5
AEL KNOXVILLE			5	100%	5
INFECTION CONTROL/ EMPHEALTH		3	2	40%	5
JUPITER CLINIC			5	100%	5
PINECREST PEDIATRICS GROUP LLC			5	100%	5
FOUNDCARE, INC			5	100%	5
FHPG FAMILY MEDICAL CENTER OF TAMPA BAY		1	4	80%	5
PALM GARDEN OF SUN CITY			5	100%	5
MIZELL MEMORIAL HOSPITAL			5	100%	5
MEDEXPRESS URGENT CARE - GLENDALE		5			5
SJH			5	100%	5
CVS TX7827POCT ROUND ROCK		5			5
REDMED OF CROSSTOWN		2	3	60%	5
EXPICARE NURSING AGENCY, INC		5			5
REHABILITATION CENTER AT JUPITER GARDENS		5			5
CELEBRATION PEDIATRICS PA			5	100%	5
THE DOCTORS CENTER HEALTHCARE-SOUTHSIDE		1	4	80%	5
NELSON BIOLOGICAL			5	100%	5
PRINCIPLE HOSPICE SERVICE, LLC			5	100%	5
Kroger 449 - The Little Clinic Mountain Park		4	1	20%	5
COPELAND MEDICAL CLINIC		3	2	40%	5
DIXIE COUNTY EMERGENCY SERVICES			5	100%	5
MEDEXPRESS - COLLINSVILLE BELT LINE		3	2	40%	5
SHEEPSHEAD BAY URGENT CARE		5			5
APOLLO GARDENS RETIREMENT RESIDENCE CARE		5			5
BAYSHORE LABORATORY		4	1	20%	5
MINUTECLINIC DIAGNOSTIC MED GRP OF CA		4	1	20%	5
BROOKDALE NEW PORT RICHEY			5	100%	5
MEDI-DRUG INC		4	1	20%	5
RIO PINAR HEALTH CARE			5	100%	5
MOUNT SINAI BROOKLYN LABORATORY		4	1	20%	5
DISCOVERY VILLAGE AT STUART		2	3	60%	5
INNOVATIVE COVID-DIVERSEY			5	100%	5
WILSON PEDIATRICS			5	100%	5
MINUTECLINIC, LLC #7139		5			5
MEDEXPRESS URGENT CARE - YORK		2	3	60%	5
MINUTE CLINIC LLC # 2033		4	1	20%	5
PEDIATRICS OF CENTRAL FLORIDA - POINCIANA		3	2	40%	5
SOUTH FLORIDA FAMILY HEALTH & RESEARCH CTR			5	100%	5
HERNANDO PASCO HOSPICE INC		4	1	20%	5
MEDEXPRESS URGENT CARE - WEIRTON		5			5
SANTOS REHABILITATION CENTER INC			5	100%	5
CVS OH3476POCT TIPP CITY		5			5
SCIENCE CARE			5	100%	5
ELITE CARE			5	100%	5

# COVID-19: testing by laboratory

Data through Mar 3, 2021 verified as of Mar 4, 2021 at 09:25 AM

Data in this report are provisional and subject to change.

The numbers in the table below represent the number of Florida and non-Florida residents for whom test results were received by the Department of Health. A person can be tested by more than one laboratory and can have both positive and negative results. **Therefore, the sum of the numbers in each column will be larger than the total number of people tested.**

Reporting lab	Inconclusive	Negative	Positive	Percent positive	Total
CYPRESS CREEK MEDICAL CENTER			5	100%	5
RIVERVIEW ALF OPERATOR LLC			5	100%	5
SUTTER TRACY COMMUNITY HOSPITAL			5	100%	5
Walker BaptistMedCtr		4	1	20%	5
CVS SC5479POCT INDIAN LAND		5			5
FAMILY TREE DNA			5	100%	5
WAKEMED		1	4	80%	5
MONROE COUNTY FIRE RESCUE		5			5
QUALITY MEDICAL CARE			5	100%	5
MCR HEALTH LAWTON CHILES ADMINISTRATION STE A		1	4	80%	5
MEASE CONTINUING CARE		3	2	40%	5
INDIAN RIVER PRIMARY CARE PA		5			5
FLORIDA PRIMARY & SPECIALTY CARE		5			5
UCF STUDENT HEALTH SERVICES LABORATORY		2	3	60%	5
FINLAY		1	4	80%	5
ST BARNABAS HOSPITAL		5			5
SARASOTA MEDICAL CENTER			5	100%	5
AMERICAN MEDICAL RESPONSE - DENVER		2	3	60%	5
PRECISION LABS LLC		2	3	60%	5
MINUTECLINIC, LLC, DBA MINUTECLINIC #2		5			5
CARL R DARNALL ARMY MEDICAL CENTER			5	100%	5
MINUTECLINIC DIAGNOSTIC OF PENNSYLVANIA, LLD #1545		5			5
RELIANT IMMUNE DIAGNOSTICS			5	100%	5
PEDIATRIC URGENT HEALTH CARE			5	100%	5
CVS NC3319POCT CHARLOTTE		4	1	20%	5
CHAMPLAIN VALLEY PHYSICIANS HOSPITAL		3	2	40%	5
GRAND VILLA OF SARASOTA		4	1	20%	5
PHYSICIANS IMMEDIATE CARE ELGIN			5	100%	5
LEVY COUNTY SHERRIF'S DEPT			5	100%	5
MD NOW MEDICAL CENTER INC			5	100%	5
HILLSBOROUGH COUNTY HEALTH DEPARTMENT			5	100%	5
PM PEDIATRICS OF SELDEN		3	2	40%	5
ARKANSAS DEPARTMENT OF HEALTH			5	100%	5
CLEVELAND CLINIC MARTIN HEALTH NURSING & RESTORATIVE		5			5
WHEELER LABORATORY		4	1	20%	5
COLUMBIA MEMORIAL HOSPITAL LABORATORY		5			5
PANCARE HEALTH - ALTHA PUBLIC			5	100%	5
NOVANT HEALTH UVA		2	3	60%	5
UNIVERSITY OF MIAMI / SCCC RESEARCH LABORATORY			5	100%	5
Kroger 099 - The Little Clinic Fort Collins		5			5
BOONE DRUG & HEALTHCARE AT DEERFIELD			5	100%	5
MINUTECLINIC MINUTECLINIC #921		5			5
PRECISION DIAGNOSTICS INC - NJ		5			5
WOODHULL MEDICAL AND MENTAL HEALTH CTR		5			5
JACKSON SOUTH COMMUNITY HOSPITAL LAB			5	100%	5
TANNER MEDICAL CENTER EAST AL		5			5

# COVID-19: testing by laboratory

Data through Mar 3, 2021 verified as of Mar 4, 2021 at 09:25 AM

Data in this report are provisional and subject to change.

The numbers in the table below represent the number of Florida and non-Florida residents for whom test results were received by the Department of Health. A person can be tested by more than one laboratory and can have both positive and negative results. **Therefore, the sum of the numbers in each column will be larger than the total number of people tested.**

Reporting lab	Inconclusive	Negative	Positive	Percent positive	Total
NORTH DADE NURSING AND REHABILITATION CENTER			5	100%	5
DAVENPORT PEDIATRICS PA		1	4	80%	5
CELERION			5	100%	5
UW MEDICINE VIROLOGY LAB			5	100%	5
BAPTIST HEALTH - TOWN CENTER			5	100%	5
OPTUMCARE FLORIDA, LLC		3	2	40%	5
ALPHADERA LABS, LLC			5	100%	5
DIAGNOSTECHS		4	1	20%	5
MANATEE COUNTY JAIL		4	1	20%	5
OHSU MOLECULAR MICROBIOLOGY LAB		4	1	20%	5
UPMC HEALTH SYSTEM		4	1	20%	5
GENESIS FAMILY PRACTICE		3	2	40%	5
JOE DIMAGGIO CHILDREN'S HOSPITAL		1	4	80%	5
MINUTECLINIC, DIAGNOSTIC OF TEXAS, LL		4	1	20%	5
PHYSICIANS URGENT CARE BERRY FARMS		4	1	20%	5
SELECT PHYSICIANS ALLIANCE		5			5
CVS PA233POCT NEWTOWN SQUARE		5			5
CLINICAL CARE ASSOCIATES			5	100%	5
MIAMI CANCER INSTITUTE			5	100%	5
WEST PACIFIC MEDICAL LABORATORY			5	100%	5
HAVEN HOSPICE IN CHIEFLAND			5	100%	5
ABSOLUTE HEALTH		5			5
EASTCHESTER PEDIATRIC MEDICAL GROUP		5			5
FLORIDA DEPARTMENT OF HEALTH SEMINOLE COUNTY		1	4	80%	5
LAKE MARY HEALTH AND REHABILITATION CENTER		1	4	80%	5
CVS MINUTE CLINIC DIAG OF IND LLC #5206		4	1	20%	5
CONCENTRA URGENT CARE		1	4	80%	5
INDIANA STATE DEPARTMENT OF HEALTH LABORATORIES			5	100%	5
Grace Rehabilitation of Vero Beach		4			4
LOUISIANA DEPT. OF HEALTH AND HOSPITALS-INFECTIOUS DISEASE EPI SECTION			4	100%	4
ADVENT HEALTH - TUSKAWILLA		4			4
DEVEREUX FLORIDA CHILDRENS CENTER			4	100%	4
FCHC (OB)-DARWIN SQUARE CTR.			4	100%	4
NEMOURS CHILDREN'S CLINIC			4	100%	4
ManorCare Health Services Camp Hill		4			4
NEULIFE NEUROLOGICAL SERVICES LLC			4	100%	4
MD NOW URGENT CARE - DELRAY WEST			4	100%	4
MEDEXPRESS URGENT CARE - PRINCETON		4			4
SOUTHLAND SUITES OF LAKELAND			4	100%	4
MAILBOX DIAGNOSTICS		2	2	50%	4
RIVER CITY MEDICAL ASSOCIATES INC			4	100%	4
REHABILITATION CENTER OF WINTER PARK,THE			4	100%	4
GILCHRIST COUNTY HEALTH DEPT			4	100%	4
COVENIENT CARE MEDICAL CLINIC			4	100%	4
FLORIDA HEART AND VASCULAR			4	100%	4
CVS GA2108POCT NORCROSS		2	2	50%	4

# COVID-19: testing by laboratory

Data through Mar 3, 2021 verified as of Mar 4, 2021 at 09:25 AM

Data in this report are provisional and subject to change.

The numbers in the table below represent the number of Florida and non-Florida residents for whom test results were received by the Department of Health. A person can be tested by more than one laboratory and can have both positive and negative results. **Therefore, the sum of the numbers in each column will be larger than the total number of people tested.**

Reporting lab	Inconclusive	Negative	Positive	Percent positive	Total
Kroger 959 - The Little Clinic Carmel		4			4
MARSHFIELD LABORATORIES			4	100%	4
CVS GA3766POCT DACULA		2	2	50%	4
CVS MINUTE CLINIC DIAGNOSTIC OF TEXAS		3	1	25%	4
CONSULATE HEATH CARE AT WEST ALTAMONTE			4	100%	4
FRESENIUS MEDICAL CARE			4	100%	4
GUIDANCE / CARE CENTER, INC		4			4
NORTH FLORIDA PHARMACY		4			4
CVS GA2841POCT LAWRENCEVILLE		4			4
CONSOLIDATED LABORATORY SERVICES			4	100%	4
MEDICAL CENTER ENTERPRISE			4	100%	4
Crowne Health Care of Montgomery		4			4
MONTANA DEPARTMENT OF PUBLIC HEALTH & HUMAN SERVICES			4	100%	4
TREASURE COAST URGENT & FAMILY CARE			4	100%	4
CITY OF TALLAHASSEE		4			4
CVS OH3458POCT BEAVERCREEK		4			4
USCG SECTOR ST PETE		1	3	75%	4
MEDEXPRESS URGENT CARE - MBURG COMMONS		4			4
CHILDREN'S MEDICAL GROUP		4			4
MONROE COUNTY DEPT OF PUBLIC HEALTH ST		4			4
FAMILY MEDICAL CLINIC HOMESTEAD, LLC			4	100%	4
BELLIN HEALTH LAB		1	3	75%	4
WILLIAM A HINTON STATE LABORATORY INSTITUTE		1	3	75%	4
ELITE MEDICAL CENTER			4	100%	4
WYOMING PUBLIC HEALTH LAB			4	100%	4
DIAMOND SPEEDWAY DIALYSIS		1	3	75%	4
BEECHTREE MOLECULAR LAB LLC			4	100%	4
IMIC INC RESEARCH			4	100%	4
LPG PRIMARY CARE AT MATTHEW DRIVE		4			4
PANCARE HEALTH - PONCE DE LEON			4	100%	4
TARPON SPRINGS PEDIATRICS, LLC			4	100%	4
BARTON MEMORIAL HOSPITAL		3	1	25%	4
AURORA BAYCARE UROLOGY			4	100%	4
INFINITI LABS INC			4	100%	4
ADVENTHEALTH MEDICAL GROUP PEDIATRICS		1	3	75%	4
MINUTECLINIC DIAGNOSTIC OF RHODE ISLAN		4			4
MINUTECLINIC DIAGNOSTIC OF VIRGINIA, LLC #1656		4			4
Kroger 124 - The Little Clinic University		3	1	25%	4
CENTERPLACE HEALTH, INC			4	100%	4
CULLMAN REGIONAL URGENT CARE		3	1	25%	4
Health Care Center of Jacksonville			4	100%	4
DEPARTMENT OF HEALTH AND HUMAN SERVICES		2	2	50%	4
Mill Valley Care Center		4			4
BNR PHARMACY INC		4			4
OHIO CVS STORES		3	1	25%	4
MINUTE-CLINIC DIAGNOSTIC OF VIRGINIA,		4			4

# COVID-19: testing by laboratory

Data through Mar 3, 2021 verified as of Mar 4, 2021 at 09:25 AM

Data in this report are provisional and subject to change.

The numbers in the table below represent the number of Florida and non-Florida residents for whom test results were received by the Department of Health. A person can be tested by more than one laboratory and can have both positive and negative results. **Therefore, the sum of the numbers in each column will be larger than the total number of people tested.**

Reporting lab	Inconclusive	Negative	Positive	Percent positive	Total
MEDEXPRESS URGENT CARE - FREDERICK		4			4
CORIZON HEALTH INC			4	100%	4
AHC of Mckenzie		4			4
ManorCare Rehabilitation Center- Decatur		4			4
CAPTAIN JAMES A. LOVELL FEDERAL HEALTHCARE CENTER			4	100%	4
MEDEXPRESS URGENT CARE, FAIRMONT		4			4
REGIONAL MEDICAL LAB			4	100%	4
Heartland of Boynton Beach			4	100%	4
PALM BEACH CANCER INSTITUTE			4	100%	4
LAKE FOREST PARK OP CO LLC		4			4
SunTerrace Health Care Center		3	1	25%	4
DEPT OF VA MEDICAL CENTER - RICHMOND		3	1	25%	4
CVS CA8850POCT HUNTINGTON BEACH		3	1	25%	4
Millennium Nursing & Rehab Center		4			4
MEDEXPRESS URGENT CARE - WICHITA, S SENECA ST		2	2	50%	4
MINUTE CLINIC DIAGNOSTIC MED GRP		3	1	25%	4
MEDEXPRESS URGENT CARE-SCOTT TOWNSHIP		3	1	25%	4
State Lab Unspecifd			4	100%	4
INVERNESS FAMILY CARE HIGH RISK PLLC			4	100%	4
MEDEXPRESS URGENT CARE-PASADENA		4			4
MINUTE CLINIC DIAGNOSTIC OF VIRGINIA, LLC #7543		4			4
CVS NC5532POCT SUMMERFIELD		4			4
WESLEY CHAPEL INTERNAL MEDICINE AND PEDIATRICS			4	100%	4
HENDRY/GLADES COUNTY HEALTH DEPARTMENT		3	1	25%	4
MEDEXPRESS URGENT CARE - MARKHAM STREE		3	1	25%	4
CVS NJ2815POCT E BRUNSWICK		3	1	25%	4
IVY ROSEN MD PLLC		4			4
CVS MA2172POCT NORTH GRAFTON		4			4
CVS GA2236POCT WOODSTOCK		4			4
FISHERMEN'S HOSPITAL			4	100%	4
MASSASHUSETTS STATE LAB INSTITUTE		1	3	75%	4
STEBEN COUNTY PUBLIC HEALTH		4			4
ST PETE DIRECT PRIMARY CARE		2	2	50%	4
PARADIGM LABORATORIES			4	100%	4
PANCARE HEALTH YOUNGSTOWN			4	100%	4
ADVENTHEALTH NEW SMYRNA BEACH COMMUNITY HEALTH			4	100%	4
ASCENDI HOME HEALTH AGENCY INC			4	100%	4
PHYSICIANS IMMEDIATE CARE AURORA			4	100%	4
ALLIANCE PEDIATRICS PA			4	100%	4
CVS TN7698POCT KNOXVILLE		4			4
CVS MO8556POCT KANSAS CITY		4			4
BIOREFERENCE LABORATORIES			4	100%	4
BOND & STEELE CLINIC PA D/B/A BOND CLINIC PA		4			4
MEDEXPRESS URGENT CARE PLEASANT HILLS		3	1	25%	4
HARMONIOUS HOME HEALTH, LLC		4			4
HARBORCHASE OF VILLAGES CROSSING			4	100%	4

# COVID-19: testing by laboratory

Data through Mar 3, 2021 verified as of Mar 4, 2021 at 09:25 AM

Data in this report are provisional and subject to change.

The numbers in the table below represent the number of Florida and non-Florida residents for whom test results were received by the Department of Health. A person can be tested by more than one laboratory and can have both positive and negative results. **Therefore, the sum of the numbers in each column will be larger than the total number of people tested.**

Reporting lab	Inconclusive	Negative	Positive	Percent positive	Total
KENTUCKY CABINET FOR HEALTH AND FAMILY SERVICES			4	100%	4
FAMILY MEDICINE AT WINTER PARK			4	100%	4
OVIDO CHILDRENS HEALTH CENTER LLC		1	3	75%	4
UNIVERSITY OF WASHINGTON MEDICAL CENTER (UWMC) EMERGENCY DEPT.			4	100%	4
CVS MINUTE CLINIC DIAGNOSTIC OF KANSAS, PA		4			4
PRINCETON BMC LABORATORY		4			4
UNIVERSITY OF MIAMI STUDENT HEALTH SERVICE			4	100%	4
CVS IL8747POCT CHICAGO		4			4
ACCESS RECOVERY SOLUTIONS LLC			4	100%	4
MINUTECLINIC DIAG OF IND LLC #1367		4			4
PINELLAS POINT NURSING AND REHAB			4	100%	4
MEMORIAL HEALTHCARE SYSTEM		1	3	75%	4
CLINICAL LABORATORIES OF THE BUFFALO		3	1	25%	4
HEALTHY MINORS PEDIATRIC URGENT CARE		4			4
IMMUNOGENOMICS LLC		1	3	75%	4
MEDEXPRESS URGENT CARE - SUMMERSVILLE, WEBSTER RD		4			4
Advanced Care Center			4	100%	4
DIAGNOSTIC & MEDICAL SPECIALISTS OF GREENWICH		2	2	50%	4
TMH PHYSICIAN PARTNERS SOUTHWOOD		1	3	75%	4
UNIVERISTY OF MIAMI			4	100%	4
TRIDENT BIOMETRICS		3	1	25%	4
MINUTECLINIC OF NEVADA-2955 S FT APACH		4			4
MEMORIAL HEALTH CARE SYSTEMS			4	100%	4
CVS TN7289POCT SIGNAL MOUNTAIN		4			4
MORGAN STANLEY HEALTH CENTER		4			4
CARDIOTHORACIC SURGERY OF HYDE PARK			4	100%	4
RML PHARMACY PC		4			4
MEDICINE SHOPPE #1306 THE		3	1	25%	4
NOT GIVEN		1	3	75%	4
MINUTECLINIC DIAG OF IND, LLC #6910		4			4
DERMATOLOGY SPECIALISTS OF FL - DR. JON WARD			4	100%	4
MERCY URGENT CARE			4	100%	4
NORTHEAST PEDIATRICS			4	100%	4
PORT ORANGE NURSING & REHAB			4	100%	4
MINUTECLINIC, LLC #1452		4			4
Kroger 339 - The Little Clinic Highlands - Bardstown Road		4			4
NAVAL MEDICAL CENTER SAN DIEGO			4	100%	4
MEDEXPRESS URGENT CARE - LOGAN		4			4
PILGRIM PHARMACY INC		4			4
SANFORD SOUTH UNIVERSITY		4			4
CVS OH3393POCT AURORA		3	1	25%	4
CVS IL8751POCT CHICAGO		4			4
CELEBRATION PEDIATRICS			4	100%	4
REELFOOT FAMILY WALK IN CLINIC		3	1	25%	4
MEDEXPRESS URGENT CARE- FORT WORTH N T		4			4
CVS PA813POCT RICHBORO		4			4

# COVID-19: testing by laboratory

Data through Mar 3, 2021 verified as of Mar 4, 2021 at 09:25 AM

Data in this report are provisional and subject to change.

The numbers in the table below represent the number of Florida and non-Florida residents for whom test results were received by the Department of Health. A person can be tested by more than one laboratory and can have both positive and negative results. **Therefore, the sum of the numbers in each column will be larger than the total number of people tested.**

Reporting lab	Inconclusive	Negative	Positive	Percent positive	Total
EXPRESS TESTING-ONE			4	100%	4
BUCKINGHAM PLACE ALF		4			4
LIFE CARE HOME HEALTH SERVICES LLC		1	3	75%	4
COMMUNITY PHYSICIANS OF NORTH PORT PA			4	100%	4
MIAMI COMMUNITY HEALTH CENTER INC		1	3	75%	4
MINUTE CLINIC DIAGNOSTIC OF VIRGINIA, LLC #1905		4			4
MEDEXPRESS URGENT CARE LAVALLE		4			4
CVS NC2313POCT RALEIGH		3	1	25%	4
COMPREHENSIVE CLINICAL RESEARCH, LLC			4	100%	4
VITAL CARE URGENT CARE			4	100%	4
PEACEHEALTH LABORATORIES		3	1	25%	4
Calusa Harbour			4	100%	4
HOME DOCS		2	2	50%	4
CVS GA7064POCT STOCKBRIDGE		4			4
MINUTECLINIC DIAGNOSTIC OF SC, LLC #4		4			4
MINUTECLINIC DIAGNOSTIC OF KANSAS PA		4			4
MINUTECLINIC, LLC #5707		4			4
SOUTHEASTERN REGIONAL MEDICAL CENTER			4	100%	4
ACCENT PHYSICIAN SPECIALISTS PA		4			4
INDUSTRY LAB DIAGNOSTIC PARTNERS			4	100%	4
MEDEXPRESS URGENT CARE - TULSA, S YALE AVE		4			4
BENEVA LAKES HEALTHCARE & REHAB CENTER			4	100%	4
MINUTE CLINIC, LLC #4650		4			4
MINUTE CLINIC #8979		4			4
CVS CA9715POCT THOUSAND OAKS		4			4
CVS TX7162POCT HOUSTON		4			4
MEDEXPRESS - NEW CASTLE, DUPONT HWY		4			4
CVS OH3301POCT WOODMERE		4			4
BAYLOR ESOTERIC AND MOLECULAR LAB			4	100%	4
L3HARRIS FAMILY MEDICAL CENTER			4	100%	4
CVS TN4624POCT KNOXVILLE		3	1	25%	4
MINUTECLINIC DIAG OF IND, LLC #10190		4			4
ARC POINT LABS OF AUSTIN NORTH			4	100%	4
URGENT CARE - OCONEE		2	2	50%	4
VENICE REGIONAL MEDICAL CENTER			4	100%	4
Bon Secours Place		3	1	25%	4
WALGREENS #07034		4			4
SONIC REFERENCE LABORATORY			4	100%	4
GUTHRIE MEDICAL GROUP - CORNING		3	1	25%	4
CAPE COD HOSPITAL			4	100%	4
PELICAN LANDING		1	3	75%	4
ELDER ALTERNATIVES INC		3	1	25%	4
PM PEDIATRICS OF SELDEN PLLC		4			4
ASCENSION ST VINCENT'S MEDICAL CENTER		3	1	25%	4
THE OASIS ALF		4			4
OKLAHOMA STATE UNIVERSITY DIAGNOSTIC LAB			4	100%	4

# COVID-19: testing by laboratory

Data through Mar 3, 2021 verified as of Mar 4, 2021 at 09:25 AM

Data in this report are provisional and subject to change.

The numbers in the table below represent the number of Florida and non-Florida residents for whom test results were received by the Department of Health. A person can be tested by more than one laboratory and can have both positive and negative results. **Therefore, the sum of the numbers in each column will be larger than the total number of people tested.**

Reporting lab	Inconclusive	Negative	Positive	Percent positive	Total
WALGREENS #10972	1	3			4
Park Ridge Nursing Center		3	1	25%	4
RHEA MEDICAL CENTER		4			4
RELIANT ACUTE CARE			4	100%	4
LATCHER LABORATORY OF A O FOX MEMORIAL		2	2	50%	4
ADVANCED URGENT CARE LLC		1	3	75%	4
GENEVA GENERAL HOSPITAL LABORATORY		3	1	25%	4
CALIFORNIA DEPARTMENT OF PUBLIC HEALTH			4	100%	4
ADVANCED PEDIATRICS OF BOCA LLC			4	100%	4
THE LITTLE CLINIC			4	100%	4
CVS SC2269POCT COLUMBIA		3	1	25%	4
SOUTH FLORIDA PEDIATRIC PARTNERS			4	100%	4
APOPKA FAMILY HEALTH CENTER		3	1	25%	4
GRAND VILLA OF LAKE LAND		4			4
UNC HOSPITAL/MC LENDON CLINICAL LABORATORIES			4	100%	4
CVS NY549POCT RIDGEWOOD		2	2	50%	4
ROAN DRUG COMPANY LLC		4			4
CAREATC, INC.			4	100%	4
MEDEXPRESS URGENT CARE - KOKOMO		4			4
MINUTECLINIC DIAGNOSTIC OF NORTH CAROLINA PC #7054		3	1	25%	4
JFK INTERNAL MEDICINE FACULTY PRACTICE		2	2	50%	4
DEPARTMENT OF HEALTH/ NEW YORK			4	100%	4
MEDEXPRESS URGENT CARE - SOUTH PARKERSBURG		4			4
ARCPPOINT LABS OF FORT LAUDERDALE, FL CENTRAL		1	3	75%	4
MINUTECLINIC DIAGNOSTIC OF OHIO #2964		4			4
Metro West Nursing and Rehab			4	100%	4
HARBOUR ISLAND PEDIATRICS LLC			4	100%	4
SARAH LAWRENCE COLLEGE HEALTH SERVICES		4			4
CLINICAL ASSOCIATES OF ORLANDO LLC		4			4
CAREWELL 202			4	100%	4
HIRAM COLLEGE HEALTH CENTER (ABBOTT)		4			4
CVS TX8387POCT AUSTIN		4			4
SELECT PHYSICIANS ALLIANCE PL		4			4
FLORIDA HEALTH CARE PLANS STIRLING CENTER			4	100%	4
MINUTECLINIC DIAGNOSTIC OF PENNSYLVAN		3	1	25%	4
MD ANDERSON			4	100%	4
CVS MO5655POCT LIBERTY		1	3	75%	4
DASCENA LABORATORY			4	100%	4
CENTRAL JERSEY URGENT CARE OF EATONTOW		4			4
POWERS PEDIATRICS			4	100%	4
FLORIDA HOSPITAL ALTAMONTE		2	2	50%	4
SOUTH FLORIDA RESEARCH ORGANIZATION			4	100%	4
REFUGE A HEALING PLACE, THE			4	100%	4
MINUTECLINIC DIAGNOSTIC OF OHIO #4401		4			4
CVS MA2297677CV BOSTON		4			4
ENCOMPASS HOME HEALTH		4			4

# COVID-19: testing by laboratory

Data through Mar 3, 2021 verified as of Mar 4, 2021 at 09:25 AM

Data in this report are provisional and subject to change.

The numbers in the table below represent the number of Florida and non-Florida residents for whom test results were received by the Department of Health. A person can be tested by more than one laboratory and can have both positive and negative results. **Therefore, the sum of the numbers in each column will be larger than the total number of people tested.**

Reporting lab	Inconclusive	Negative	Positive	Percent positive	Total
CARENOW URGENT CARE - WINTER SPRINGS		3	1	25%	4
PRL NYC PANDEMIC RESPONSE LAB			4	100%	4
Westminster Manor		3	1	25%	4
MEDEXPRESS - NEWARK		4			4
FAMILY MEDICINE AT WATERMAN		4			4
VIDANT MEDICAL CENTER			4	100%	4
CVS TX7821POCT LEAGUE CITY		4			4
CVS PA1296POCT DREXEL HILL		3	1	25%	4
FLORIDA MEDICAL ASSOCIATES LLC			4	100%	4
MEDEXPRESS URGENT CARE - SOMERSET TOWNSHIP		4			4
MEDEXPRESS URGENT CARE HUNTINGTON		4			4
LEON MEDICAL CENTERS, LLC			4	100%	4
ALVARO J DANGOND MD PA		4			4
CVS NJ836POCT RUNNEMEDE		4			4
MEDFIRST URGENT CARE			4	100%	4
HEART OF FLORIDA HEALTH CENTER INC		1	3	75%	4
OMNICARE PHARMACY OF TEXAS 1		4			4
STONE CLINICAL LABORATORIES OF FL LLC		4			4
CVS PA1671POCT LANCASTER		4			4
EPI			4	100%	4
THE RETREAT AT PORT ORANGE			4	100%	4
PDL PHARMACY CORP			4	100%	4
CELAL GUROL ERBAY, MD			4	100%	4
MINUTECLINIC DIAGNOSTIC OF WISCONSIN, LLC		4			4
LPG PRIMARY CARE AT COLONIAL CENTER DRIVE		3	1	25%	4
MARION AND BERNARD L SAMSON NURSING CENTER			4	100%	4
DISCOVERY VILLAGE AT DEERWOOD			4	100%	4
DYNACARE LABORATORIES			4	100%	4
CFP PHYSICIANS GROUP			4	100%	4
COVID TESTING LLC			4	100%	4
MEDEXPRESS URGENT CARE - HOLLINS		4			4
ELIZABETH CITY HEALTH & REHABILITATION		4			4
SOUTHWESTERN REGIONAL MEDICAL CENTER - TULSA		4			4
MINUTECLINIC DIANOSTIC OF VIRGINIA, LL		3	1	25%	4
NORTH OKALOOSA CLINIC CORP		1	3	75%	4
WOMEN'S CARE FLORIDA, LLC		4			4
MINUTECLINIC DIAGNOSTIC MED GRP OF SAN		3	1	25%	4
INTERMARKET FACILITY			4	100%	4
SIGNATURE CARE EMERGENCY CENTER		2	2	50%	4
GASTROENTEROLOGY ASSOC OF PENSACOLA, PA		2	2	50%	4
CVS MA394POCT SEEKONK		4			4
CVS SC2736POCT MURRELLS INLET		4			4
MINUTE CLINIC OF KANSAS PA		1	3	75%	4
DEPARTMENT OF PATHOLOGY ROME MEMORIAL		3	1	25%	4
FLORENCE - HUNTSVILLE HOSPITAL URGENT CARE		3	1	25%	4
CULLMAN REGIONAL MEDICAL CENTER		3	1	25%	4

# COVID-19: testing by laboratory

Data through Mar 3, 2021 verified as of Mar 4, 2021 at 09:25 AM

Data in this report are provisional and subject to change.

The numbers in the table below represent the number of Florida and non-Florida residents for whom test results were received by the Department of Health. A person can be tested by more than one laboratory and can have both positive and negative results. **Therefore, the sum of the numbers in each column will be larger than the total number of people tested.**

Reporting lab	Inconclusive	Negative	Positive	Percent positive	Total
UNION CITY MANOR NURSING CENTER		4			4
DTR LABS		3	1	25%	4
MEDEXPRESS URGENT CARE - TEAYS VALLEY		3	1	25%	4
THONOTOSASSA COMMUNITY HEALTH CENTER		1	3	75%	4
FIFTH AVENUE PEDIATRICS		3	1	25%	4
CLINICAL PATHOLOGY LABORATORIES			4	100%	4
FHCP - ORMOND BEACH			4	100%	4
BAPTIST HEALTH MEDICAL CENTER			4	100%	4
CAPITAL HEALTH LABORATORY INC			4	100%	4
MEDEXPRESS URGENT CARE - MOUNTAIN HOME		3	1	25%	4
SHARP MEMORIAL HOSPITAL MICROBIOLOGY DEPT			4	100%	4
INTRACOASTAL LABS INC		4			4
CVS MD2956POCT NEW MARKET		3	1	25%	4
CVS OH3080POCT HUBER HEIGHTS		4			4
UF HEALTH PATHOLOGY LABORATORIES			4	100%	4
CVS PA4077POCT BELLE VERNON		4			4
EMORY UNIVERSITY HOSPITAL		1	3	75%	4
MEDEXPRESS URGENT CARE SHADYSIDE		3	1	25%	4
AFFINITY URGENT CARE			4	100%	4
MEDLAB INC		4			4
Oakwood - North Baldwins Center for Living		4			4
COMMUNITY HEALTH CENTER OF WEST PALM BEACH			4	100%	4
FLORIDA CANCER SPECIALISTS AND RESEARCH		2	2	50%	4
SUMNER REGIONAL MEDICAL CENTER		3	1	25%	4
CVS CT718POCT ANSONIA		4			4
TRUE HEALTH- HOFFNER		3	1	25%	4
CAREWELL URGENT CARE			4	100%	4
SIGNATURE CARE MONTROSE		2	2	50%	4
BETH ISRAEL MEDICAL CENTER LABS		4			4
BIOTEST PLASMA CENTER		4			4
CARE ONE PRIMARY CARE			4	100%	4
MINUTECLINIC DIAGNOSTIC OF TN PC #240		4			4
PRIMECARE		2	2	50%	4
HEALTHCARE NETWORK OF SOUTHWEST FLORIDA			4	100%	4
HUNT CLUB MEDICAL CARE			4	100%	4
SINAI PLAZA NURSING AND REHAB CENTER			4	100%	4
ORANGE COUNTY HEALTH DEPARTMENT		2	2	50%	4
BETHPAGE EXTENDED HOURS CENTER		4			4
MINUTECLINIC DIAGNOSTIC OF VIRGINIA, LLC #1416		4			4
GENUS DIAGNOSTICS			4	100%	4
MAINE DEPARTMENT OF HEALTH AND HUMAN SERVICES			4	100%	4
WINCHESTER MEDICAL CENTER			4	100%	4
AIREVAC INTERNATIONAL		4			4
Kroger 752 - The Little Clinic Central Station		3	1	25%	4
DEACONESS HOSPITAL			4	100%	4
CVS NV9841POCT RENO		2	2	50%	4

# COVID-19: testing by laboratory

Data through Mar 3, 2021 verified as of Mar 4, 2021 at 09:25 AM

Data in this report are provisional and subject to change.

The numbers in the table below represent the number of Florida and non-Florida residents for whom test results were received by the Department of Health. A person can be tested by more than one laboratory and can have both positive and negative results. **Therefore, the sum of the numbers in each column will be larger than the total number of people tested.**

Reporting lab	Inconclusive	Negative	Positive	Percent positive	Total
HAMPTON ALF AT 24TH ROAD LLC			4	100%	4
PHYSICIANS QUALITY CARE			4	100%	4
ST. MARY'S HOSPITAL			4	100%	4
LIFEHOPE LABS			4	100%	4
CRESTAR LABS		2	2	50%	4
JOSEF SCHENKER, MD, PC		4			4
MINUTECLINIC DIAG OF IND, LLC #6472		4			4
EXTENDICARE HEALTH & REHAB CENTER		4			4
CVS OH2342POCT WEST CHESTER		3	1	25%	4
THE CLINIC OF PEDIATRICS & GI MEDICINE, INC			3	100%	3
SOFTLAB			3	100%	3
MINUTE CLINIC LLC #6765		3			3
MINUTECLINIC DIAGNOSTIC OF MICHIGAN, P		3			3
RICHMOND CITY DEPARTMENT OF PUBLIC HEALTH			3	100%	3
CVS IL4778POCT EVANSTON		3			3
CAPTIAL REGIONAL MEDICAL CENTER			3	100%	3
CVS OH2518POCT COLUMBUS		2	1	33%	3
CVS RI1717POCT 1 CVS DR			3	100%	3
MEDICAL CITY DALLAS HOSPITAL			3	100%	3
CVS IN6757POCT COLUMBUS		3			3
UHEALTH JACKSON URGENT CARE - CUTLER BAY		1	2	67%	3
CVS NJ715POCT WAYNE		3			3
FLORIDA HOSPITAL LABORATORIES		3			3
ORCHID COVE DAYTONA			3	100%	3
CLINICAL CARE CENTER, INC			3	100%	3
CVS MD4371POCT OCEAN CITY		3			3
ORLANDO FAMILY PHYSICIANS INC			3	100%	3
MEDEXPRESS URGENT CARE, HERMITAGE		1	2	67%	3
MINUTECLINIC DIAG OF IND, LLC #6648		2	1	33%	3
TAMPA		1	2	67%	3
SSM HEALTH ST LOUIS MICROBIOLOGY LABORATORY		1	2	67%	3
BROOKDALE SENIOR LIVING			3	100%	3
MEDEXPRESS URGENT CARE, CHAMBERSBURG		2	1	33%	3
SENTARA NORFOLK GENERAL HOSPITAL CENTRAL LAB			3	100%	3
Village on the Green			3	100%	3
MINUTECLINIC 7196		2	1	33%	3
CHIEFLAND MEDICAL CENTER			3	100%	3
QUATRACOR PLLC		3			3
HEALTHQUEST, INC		2	1	33%	3
SKIPPACK MEDICAL LAB			3	100%	3
COASTAL SKIN SURGERY AND DERMATOLOGY PL		3			3
EXPEDIAN URGENT CARE			3	100%	3
HEARTLAND - CHARLESTON OF HANAHAN SC,		3			3
CCRX OF NORTH CAROLINA, LLC		2	1	33%	3
Kroger 186 - The Little Clinic Holiday Manor		2	1	33%	3
MED FUSION			3	100%	3

# COVID-19: testing by laboratory

Data through Mar 3, 2021 verified as of Mar 4, 2021 at 09:25 AM

Data in this report are provisional and subject to change.

The numbers in the table below represent the number of Florida and non-Florida residents for whom test results were received by the Department of Health. A person can be tested by more than one laboratory and can have both positive and negative results. **Therefore, the sum of the numbers in each column will be larger than the total number of people tested.**

Reporting lab	Inconclusive	Negative	Positive	Percent positive	Total
LEESBURG COMMUNITY HEALTH CENTERS			3	100%	3
SURETOX LABORATORY LLC		2	1	33%	3
CVS NJ862POCT MARLBORO		3			3
CROWNE HEALTH CARE OF FORT PAYNE		2	1	33%	3
US SPECIALTY LABS			3	100%	3
MED EXPRESS URGENT CARE PC - MARYLAND		2	1	33%	3
CVS NC7213POCT MATTHEWS		3			3
CVS MA1852POCT MEDWAY		3			3
ADVANCED MEDICAL RESEARCH CENTER LLC			3	100%	3
ST. LUKE'S HOSPITAL - BETHLEHEM CAMPUS		1	2	67%	3
MT CARMEL PHARMACY INC		3			3
IVY CREEK URGENT CARE OF ENTERPRISE			3	100%	3
NOVANT HEALTH PRESBYTERIAN		2	1	33%	3
COL CROSSROAD		1	2	67%	3
HALIFAX HEALTH CARE FOR WOMEN		3			3
SAVANNAH COVE		3			3
MONROE URGENT CARE		2	1	33%	3
PREMIER CLINICAL RESEARCH INSTITUTE INC			3	100%	3
CVS IN6713POCT BLOOMINGTON		3			3
BLUE SPRINGS SURGERY CENTER		3			3
AZALEALAND NURSING HOME		3			3
PEDIATRICS AND ADOLESCENT MEDICINE		2	1	33%	3
2412 LEBANON PIKE		2	1	33%	3
FIRST PHYSICIANS GROUP - LORRAINE CORNERS		3			3
MARION COUNTY FIRE RESCUE		3			3
MINUTECLINIC DIAG OF IND, LLC #5369		2	1	33%	3
AVANTE INVERNESS		1	2	67%	3
Kroger 125 - The Little Clinic Castle Rock		2	1	33%	3
LUVERNE HEALTH AND REHABILITATION		3			3
MINUTECLINIC DIAGNOSTICS OF IND LLC		1	2	67%	3
ORLANDO REGIONAL HEALTH SERVICES		1	2	67%	3
ORTHOPAEDIC SURGERY CENTER		3			3
MEDICAL UNIVERSITY SC HOSPITAL			3	100%	3
SCOTTS PHARMACY		3			3
MINUTECLINIC DIAGNOSTIC OF VIRGINIA, LLC		3			3
ESTERO FIRE RESCUE		3			3
MINUTECLINIC DIAG OF IND LLC #6840		3			3
ELITE PRIMARY CARE OF WAYCROSS			3	100%	3
SUNSHINE STATE DIALYSIS			3	100%	3
ADVICE FOR OPTIMAL WELLNESS, INC			3	100%	3
CVS OH6149POCT UPPER ARLINGTON		1	2	67%	3
ROANE MEDICAL CENTER		2	1	33%	3
RAPID CITY RUGENT CARE			3	100%	3
BLACK STALLION WALK IN AND EXERCISE CLINICS LLC		1	2	67%	3
Englewood Health and Rehab			3	100%	3
CENTRAL DUPAGE HOSPITAL			3	100%	3

# COVID-19: testing by laboratory

Data through Mar 3, 2021 verified as of Mar 4, 2021 at 09:25 AM

Data in this report are provisional and subject to change.

The numbers in the table below represent the number of Florida and non-Florida residents for whom test results were received by the Department of Health. A person can be tested by more than one laboratory and can have both positive and negative results. **Therefore, the sum of the numbers in each column will be larger than the total number of people tested.**

Reporting lab	Inconclusive	Negative	Positive	Percent positive	Total
SHANDS AT LAKE SHORE LAB		1	2	67%	3
Kroger 093 - The Little Clinic Stapleton		2	1	33%	3
AMI ST FRANCIS HOSPITAL LABORATORY		2	1	33%	3
HCR ManorCare Greentree		3			3
AIRPORT CLINIC			3	100%	3
Westside Terrace		3			3
BARONESS ERLANGER HOSPITAL		3			3
BOLING, STEPHANIE		3			3
MPG JACKSONVILLE ATLANTIC BLVD		1	2	67%	3
HOUSTON METHODIST HOSPITAL			3	100%	3
PLAINVIEW PRIMARY CARE		3			3
BAPTIST PRIMARY CARE, INC.		2	1	33%	3
MONTANA PUBLIC HEALTH LAB			3	100%	3
CVS IN7653POCT EVANSVILLE		2	1	33%	3
MEDEXPRESS URGENT CARE- COLUMBIA HEIGH		3			3
GRADY MEMORIAL HOSPITAL/MICRO			3	100%	3
LIFE CARE CENTER OF SKAGIT VALLEY		3			3
Lakeview Village		3			3
OHIO HEALTH DOCTORS HOSPITAL			3	100%	3
WEXFORD HEALTH SOURCES INC		3			3
STUYVESANT URGENT CARE		3			3
APEX CLINICAL LABORATORIES INC		3			3
CENTURY LINK SPORTS COMPLEX			3	100%	3
Bethany Health and Rehab		3			3
KISSIMMEE URGENT CARE		3			3
CVS NC7548POCT FUQUAY VARINA		2	1	33%	3
CVS PA1379POCT LANSDALE		3			3
PATIENT FIRST - ALLENTOWN			3	100%	3
Kroger 635 - The Little Clinic Dacula		3			3
ONslow MEMORIAL HOSPITAL LABORATORY		3			3
WALGREENS NO 19542		3			3
CAMPAZZI CONCIERGE MEDICAL SERVICES		2	1	33%	3
CVS MD1515POCT LEONARDTOWN		2	1	33%	3
CVS SC5550POCT CLOVER		2	1	33%	3
PATHOLOGY REFERENCE LAB LLC			3	100%	3
GAINESVILLE PEDIATRIC ASSOCIATES			3	100%	3
ST. PETERSBURG PEDIATRICS- 38TH AVENUE			3	100%	3
CVS TX5877POCT PEARLAND		3			3
FAMILY FIRST PEDIATRICS			3	100%	3
OWL NOW URGENT CARE			3	100%	3
VIRGINIA DEPARTMENT OF HEALTH DIVISION OF			3	100%	3
FLORIDA MENTOR-POINT WEST CLUSTER		3			3
MEDEXPRESS URGENT CARE NORWIN		3			3
CROSSVILLE MEDICAL GROUP		1	2	67%	3
NEWSTAR MEDICAL LABORATORIES		3			3
FLORIDA HOSPITAL PHYSICIANS GROUP		1	2	67%	3

# COVID-19: testing by laboratory

Data through Mar 3, 2021 verified as of Mar 4, 2021 at 09:25 AM

Data in this report are provisional and subject to change.

The numbers in the table below represent the number of Florida and non-Florida residents for whom test results were received by the Department of Health. A person can be tested by more than one laboratory and can have both positive and negative results. **Therefore, the sum of the numbers in each column will be larger than the total number of people tested.**

Reporting lab	Inconclusive	Negative	Positive	Percent positive	Total
CVS NJ837POCT MARLTON		3			3
SUMMIT MEDICAL GROUP - WEST ORANGE		3			3
CVS TX10140POCT THE WOODLANDS		3			3
Wynfield Park Health and Rehabilitation		3			3
CVS MN6811POCT PLYMOUTH		3			3
CVS PA1193POCT JENKINTOWN		3			3
BAPTIST OUTPATIENT SERVICES			3	100%	3
WELLSTAR KENNESTONE HOSPITAL			3	100%	3
PRISMA HEALTH MIDLANDS			3	100%	3
ADVENTHEALTH SEBRING- INFECTION CONTROL DEPARTMENT			3	100%	3
HARBORCHASE OF STUART			3	100%	3
TUFTS MEDICAL CENTER			3	100%	3
WINDER NURSING INC DBA WINDER HEALTH CARE		3			3
MINUTECLINIC, LLC #09202		2	1	33%	3
SPRING LAKE REHABILITATION CENTER			3	100%	3
CVS SC1540POCT MYRTLE BEACH		2	1	33%	3
FLORIDA MEDICAL CLINIC -INTERNAL MED DADE CITY			3	100%	3
YATES COUNTY PUBLIC HEALTH		3			3
ADVENT HEALTH MEDICAL GROUP FAMILY MEDICINE			3	100%	3
ACM MEDICAL LABORATORY ALLIANCE		1	2	67%	3
Medilodge of Montrose		3			3
ACL LABORATORIES INDUSTRIAL TOXICOLOGY			3	100%	3
FIRST CARE - MIDDLESBORO			3	100%	3
SANFORD MOBILE LAB			3	100%	3
LRHS Florida Poly Tech		3			3
AUSTIN PUBLIC HEALTH			3	100%	3
MEDEXPRESS URGENT CARE - WALDORF, CRAIN HWY		3			3
FHPG TAMPA PRIMARY CARE			3	100%	3
BRENTWOOD SENIOR LIVING AT ST PETE			3	100%	3
320 S TRANSIT ST		3			3
WINDSOR AT OCALA		2	1	33%	3
MEDEXPRESS URGENT CARE-HERSHEY		2	1	33%	3
BROOKDALE OAKBRIDGE		1	2	67%	3
CVS PA2688POCT COLLEGEVILLE		3			3
TERRACE OF ST CLOUD, THE		2	1	33%	3
SOUTH COUNTY MENTAL HEALTH CENTER INC			3	100%	3
ATLANTIC SURGERY CENTER OF JACKSONVILLE BEACH		3			3
JS HEALTHCARE		2	1	33%	3
SOUTH MIAMI HOSPITAL			3	100%	3
TIFTON CARECONNECT URGENT CARE			3	100%	3
H/L of West Ashley Rehabilitation and Nursing Center		3			3
LOYOLA UNIVERSITY MEDICAL CENTER LABORATORY			3	100%	3
SPARROW CENTRAL LAB			3	100%	3
CVS HEALTH, #1994		2	1	33%	3
URGENT CARE OF THE SMOKIES			3	100%	3
DELAWARE PUBLIC HEALTH LABORATORY		1	2	67%	3

# COVID-19: testing by laboratory

Data through Mar 3, 2021 verified as of Mar 4, 2021 at 09:25 AM

Data in this report are provisional and subject to change.

The numbers in the table below represent the number of Florida and non-Florida residents for whom test results were received by the Department of Health. A person can be tested by more than one laboratory and can have both positive and negative results. **Therefore, the sum of the numbers in each column will be larger than the total number of people tested.**

Reporting lab	Inconclusive	Negative	Positive	Percent positive	Total
TRUE HEALTH - LAKE UNDERHILL		3			3
SUN TERRACE HEALTH CARE CENTER			3	100%	3
MURFREESBORO MEDICAL CLINIC		3			3
NEMOURS CHILDRENS PRIMARY CARE HORIZON WEST			3	100%	3
LPG PEDIATRICS AT LEHIGH ACRES		2	1	33%	3
Magnolia Health and Rehab Center			3	100%	3
SCHIFF CENTER FOR LIVER DISEASES		1	2	67%	3
GYN PATH SERVICES			3	100%	3
SMOKY MOUNTAIN URGENT CARE AND FAMILY MEDICINE CENTER			3	100%	3
BLACKWATER RIVER			3	100%	3
VIRTUA MEMORIAL HOSPITAL BURLINGTON COUNTY		1	2	67%	3
BAYSIDE URGENT CARE CENTER INC			3	100%	3
NYC PUBLIC HEALTH LABS			3	100%	3
SOFTCELL L-FORM LABORATORIES, LLC			3	100%	3
OPTUM OF RED ROAD		3			3
COMMUNICABLE DISEASE CONTROL/PUBLIC HEALTH EMERGENCY PREPAREDNESS			3	100%	3
WELLMED AT APOLLO BEACH BLVD		1	2	67%	3
UNITY HEALTH AND REHABILITATION CENTER			3	100%	3
THOMAS LANGLEY			3	100%	3
BAPTIST HOSPITAL NURSING/PATIENT CARE			3	100%	3
CVS OH6123POCT CINCINNATI		2	1	33%	3
MINUTECLINIC MINUTECLINIC #3665		3			3
ESCO DRUG CO INC		3			3
VILLAGES HEALTH, THE		3			3
OPENTRONS PRL		2	1	33%	3
NORTH DAKOTA DEPT OF HEALTH MICROBIOLOGY		1	2	67%	3
MARTHA A PRICE MD PA		1	2	67%	3
Walgreens #5984		3			3
GREATER MOBILE URGENT CARE - SPRINGHILL			3	100%	3
Life Care Center of Citrus County		2	1	33%	3
MEDICAL CENTER OF THE ROCKIES			3	100%	3
IOWA DEPARTMENT OF PUBLIC HEALTH			3	100%	3
SARASOTA PERSONAL MEDICINE		2	1	33%	3
BROOKDALE LAKE MARY			3	100%	3
WHITE EARTH IHS MAIN LAB		3			3
STEAMBOAT EMERGENCY CENTER			3	100%	3
CVS PA258POCT MCKEES ROCKS		3			3
SCRIPPS CLINIC MEDICAL			3	100%	3
LEESBURG REGIONAL MEDICAL CENTER URGENT CARE			3	100%	3
CALLE OCHO DIALYSIS			3	100%	3
MEDICAL CENTER OF CENTRAL GEORGIA			3	100%	3
NASSAU COUNTY HEALTH DEPARTMENT-FERNANDINA BEACH C		3			3
EXETER HOSPITAL		3			3
FAMILY TREE MEDICAL GROUP PA		2	1	33%	3
NATURE COAST PRIMARY CARE LAB LLC			3	100%	3
HEALGEN SCIENTIFIC			3	100%	3

# COVID-19: testing by laboratory

Data through Mar 3, 2021 verified as of Mar 4, 2021 at 09:25 AM

Data in this report are provisional and subject to change.

The numbers in the table below represent the number of Florida and non-Florida residents for whom test results were received by the Department of Health. A person can be tested by more than one laboratory and can have both positive and negative results. **Therefore, the sum of the numbers in each column will be larger than the total number of people tested.**

Reporting lab	Inconclusive	Negative	Positive	Percent positive	Total
CLINICAL CARE ASSOCIATES, INC			3	100%	3
PINELLAS PARK HEALTH CENTER - PINELLAS CHD		1	2	67%	3
MD ANDERSON CANCER CENTER DI BAY AREA			3	100%	3
CVS IN5696POCT FORT WAYNE		3			3
CVS MI8049POCT WATERFORD		3			3
Kroger 768 - The Little Clinic Leestown Rd		2	1	33%	3
MEDEXPRESS URGENT CARE GREENSBURG		2	1	33%	3
MEDEXPRESS URGENT CARE-CHIPPEWA		2	1	33%	3
CVS MINUTE CLINIC DIAGNOSTIC MED GRP		3			3
COOPER UNIVERSITY HOSPITAL LABORATORY		2	1	33%	3
EAST TENNESSEE CHILDREN'S HOSPITAL		2	1	33%	3
SUNDALE NURSING HOME		3			3
Kennedy University Hospital -Wash Twp L		3			3
MEDEXPRESS URGENT CARE, BELLE VERNON		3			3
HILLVIEW LABORATORY			3	100%	3
COVENANT PEDIATRICS		1	2	67%	3
LOCH HAVEN PEDIATRICS			3	100%	3
MINUTECLINIC, LLC (CLINIC 10928)		3			3
SUNCREST OMNI		3			3
MINUTECLINIC DIAGNOSTIC OF WISCONSIN,		3			3
ALLIED PHYSICIANS GROUP PLLC		3			3
MANORCARE NURSING & REHABILITATION CENTER-NAPLES		3			3
JUPITER INTERNAL MEDICINE AND ASSOCIATES			3	100%	3
MINUTE CLINIC LLC #0169		3			3
VA MEDICAL CENTER			3	100%	3
NEBRASKA DEPARTMENT OF HEALTH AND HUMAN SERVICES			3	100%	3
MIDWAY SPECIALTY CARE RX LLC		1	2	67%	3
BAPTIST HOSPITAL EMPLOYEE HEALTH OFF			3	100%	3
BAPTIST PRIMARY CARE FERNANDINA BEACH			3	100%	3
BRANDON REGIONAL EMERGENCY CTR			3	100%	3
PROGRESS PHARMACY INC			3	100%	3
DOCTOR 4 U CLINIC		1	2	67%	3
MEDEXPRESS-HOUSTON EAST FWY		1	2	67%	3
COVID PROCESSING SITE			3	100%	3
ALLIANCE LABS @LRMC			3	100%	3
NASSAU COUNTY HEALTH DEPARTMENT		3			3
NEW YORK STATE DEPARTMENT OF HEALTH		1	2	67%	3
Greystone Health Care Center		3			3
CVS MO8555POCT KANSAS CITY		3			3
VIRGINIA DIVISION OF CONSOLIDATED LABORATORIES			3	100%	3
HARBORCHASE OF GAINESVILLE			3	100%	3
QUALITY LABORATORY SERVICE		2	1	33%	3
HOMELAND CENTER		3			3
MICHIGAN HEALTH CLINIC LABORATORIES		2	1	33%	3
BRIGHAM AND WOMEN'S HOSPITAL			3	100%	3
ACCESS HEALTH CARE		2	1	33%	3

# COVID-19: testing by laboratory

Data through Mar 3, 2021 verified as of Mar 4, 2021 at 09:25 AM

Data in this report are provisional and subject to change.

The numbers in the table below represent the number of Florida and non-Florida residents for whom test results were received by the Department of Health. A person can be tested by more than one laboratory and can have both positive and negative results. **Therefore, the sum of the numbers in each column will be larger than the total number of people tested.**

Reporting lab	Inconclusive	Negative	Positive	Percent positive	Total
MEDEXPRESS - WILMINGTON CONCORD PIKE		2	1	33%	3
LAKE MARY PEDIATRICS			3	100%	3
LEE CONVENIENT CARE AT SUMMERLIN			3	100%	3
CARESPOT-WELLINGTON			3	100%	3
CVS TX10016POCT PRINCETON		3			3
Cleveland Clinic Weston			3	100%	3
SEMINOLE FAMILY HEALTH CENTER		3			3
COASTAL LABORATORIES OF FLORIDA			3	100%	3
Kroger 627 - The Little Clinic Castleberry		2	1	33%	3
ALLIANCE FOR MULTISPECIALTY RESEARCH		3			3
THE OASIS BEACHSIDE		3			3
COVANCE CLS			3	100%	3
WILLIAMSBURGH CHAI CARE		2	1	33%	3
NYU WINTHROP LABORATORY		3			3
CVS SC7334POCT LEXINGTON		3			3
Kroger 571 - The Little Clinic Hendersonville		1	2	67%	3
MINUTECLINIC DIAG OF IND, LLC #8645		3			3
DEPARTMENT OF HEALTH AND ENVIRONMENTAL CONTROL			3	100%	3
FELICIDAD MEDICAL CENTER INC			3	100%	3
MINUTECLINIC DIAG OF IND, LLC #6483		1	2	67%	3
ALABAMA DEPT PUBLIC HEALTH			3	100%	3
WAL-MART STORES EAST LP		2	1	33%	3
CVS TN7144POCT BARTLETT		3			3
CLINICA HISPANIA			3	100%	3
NC STATE LABORATORY OF PUBLIC HEALTH		3			3
DOUGLASVILLE NURSING AND REHABILITATIO		3			3
URGENT DOC - URGENT CARE CLINIC			3	100%	3
CVS PHARMACY INC DBA CVS/PHARMACY #10908		3			3
QUEST DIAGNOSTICS CLINICAL LABORATORIES INC		2	1	33%	3
THE PATHOLOGY LABORATORY		1	2	67%	3
Rosedale Green		3			3
LAHEY CLINIC MEDICAL CENTER			3	100%	3
NDX-CORE LAB			3	100%	3
NORTHCREST MEDICAL CENTER		1	2	67%	3
KETAMINE HEALTH CENTERS AT BONITA SPRINGS, LLC		3			3
CELEBRATION PRIMARY CARE ASSOCIATES LLC		3			3
Kroger 388 - The Little Clinic Braelinn Village		3			3
PROHEALTH PRIMARY CARE - GLEN OAKS		3			3
CVS GA5637POCT VILLA RICA		3			3
FLORIDA LABORATORY ANALYSIS, LLC			3	100%	3
HOPE HEALTH CARE, LLC		3			3
ADVANCED HEART CARE OF SOUTH FLORIDA		3			3
CORTLAND REGIONAL MEDICAL CENTER		3			3
JOSEPH SCHENKER MD PC		3			3
CANOPY PEDIATRICS		3			3
ST JOSEPH'S HOSPITAL NORTH LABORATORY			3	100%	3

# COVID-19: testing by laboratory

Data through Mar 3, 2021 verified as of Mar 4, 2021 at 09:25 AM

Data in this report are provisional and subject to change.

The numbers in the table below represent the number of Florida and non-Florida residents for whom test results were received by the Department of Health. A person can be tested by more than one laboratory and can have both positive and negative results. **Therefore, the sum of the numbers in each column will be larger than the total number of people tested.**

Reporting lab	Inconclusive	Negative	Positive	Percent positive	Total
VA OUTPATIENT CLINIC-NEW PORT RICHEY			3	100%	3
MOULTRIE CREEK NURSING AND REHAB			3	100%	3
UNIVERISTY OF MEMPHIS ATHLETIC TRAINI		3			3
BROOME COUNTY HEALTH DEPARTMENT		2	1	33%	3
MINUTE-CLINIC DIAGNOSTIC OF VIRGINIA, LLC		3			3
MEDEXPRESS URGENT CARE MARTINSBURG		2	1	33%	3
BRADENTON PHYSICIAN MEDICAL CENTER			3	100%	3
CARENOW-LEBANON		1	2	67%	3
Bainbridge Health and Rehab		3			3
ERIE COUNTY PUBLIC HEALTH CLINICAL		3			3
CVS KS676POCT LAWRENCE		2	1	33%	3
FHPG_EXP CARE PALM HARBOR			3	100%	3
MERCY HOSPITAL			3	100%	3
ALOHA HOME CARE LLC DBA ACCENTCARE HOME HEALTH OF		3			3
MARYLAND STATE DEPT OF HEALTH	2		1	33%	3
HELIX MEDICAL CENTERS		1	2	67%	3
Broadview Multi-Care Center		3			3
CVS PA5890POCT MONROEVILLE		2	1	33%	3
ADVANCED PEDIATRICS			3	100%	3
SOUTH LAKE FAMILY HEALTH CENTER			3	100%	3
NORTHERN LIGHT LABORATORY		1	2	67%	3
BNC Medical Investors, LLC Berrien Nursing & Rehabilitation Center		3			3
24TH WEAPONS OF MASS DESTRUCTION - CIVIL SUPPORT		3			3
CVS RI326POCT NORTH SMITHFIELD		3			3
BETTERMED URGENT CARE			3	100%	3
MEADOWS AT CYPRESS GARDENS, THE		3			3
MUNSON MEDICAL CENTER			3	100%	3
HEPATOLOGY DIAGNOSTIC LAB			3	100%	3
CVS IN6605POCT INDIANAPOLIS		2	1	33%	3
CLARA MAASS TRANSITIONAL CARE UNIT		3			3
MEDEXPRESS URGENT CARE - WILKES BARRE		2	1	33%	3
HIALEAH SHORES NURSING AND		2	1	33%	3
GENDERXPRESS/PICTURE ME PERFECT IMAGING			3	100%	3
CVS SC5471POCT LEXINGTON		2	1	33%	3
MEDFUSION		2	1	33%	3
MONTEFIORE MEDICAL CENTER LABS MONTEFIORE		2	1	33%	3
COMMUNITY MEDICAL CENTER			3	100%	3
MAYO		1	2	67%	3
ST LUCIE COUNTY HEALTH DEPARTMENT		2	1	33%	3
MEDEXPRESS URGENT CARE - RICHMOND, W BROAD ST		3			3
CENTRAL JERSEY URGENT CARE OF BROWN MI		3			3
CVS NC2771POCT CLAYTON		2	1	33%	3
CVS MINUTE CLINIC DIAGNOSTIC MED GRP OF CAL		3			3
SUPER HEALTH PHARMACY LLC		3			3
MEDICAL SERVICES OF AMERICA HOME HEALTH		3			3
CVS PA2687POCT EXTON		3			3

# COVID-19: testing by laboratory

Data through Mar 3, 2021 verified as of Mar 4, 2021 at 09:25 AM

Data in this report are provisional and subject to change.

The numbers in the table below represent the number of Florida and non-Florida residents for whom test results were received by the Department of Health. A person can be tested by more than one laboratory and can have both positive and negative results. **Therefore, the sum of the numbers in each column will be larger than the total number of people tested.**

Reporting lab	Inconclusive	Negative	Positive	Percent positive	Total
NORTH BROWARD HOSPITAL DISTRICT HEALTHCARE FOR THE HOMELESS			3	100%	3
HAVEN CUSTEAD CARE CENTER			3	100%	3
Marian Manor, Inc		3			3
GARCIA MORALES NELSON			3	100%	3
YORK HOSPITAL - LABORATORY			3	100%	3
DEPARTMENT OF HEALTH AND HUMAN SERVICES DIVISION OF BEHAVIORAL HEALTH		1	2	67%	3
BAYCARE MEDICAL GROUP, INC		3			3
IMMERSION RESIDENTIAL LLC			3	100%	3
ST LUKES HOSPITAL LABORATORY		2	1	33%	3
CVS NV2928POCT LAS VEGAS		3			3
MINUTECLINIC, LLC #05814		3			3
INTERNAL MEDICINE AND WOUND CARE SPECIALIST LLC		3			3
WALGREENS #07502		3			3
MEDEXPRESS URGENT CARE-ARLINGTON		2	1	33%	3
Fort Gaines Health and Rehab		3			3
LITTLE SPURS PEDIATRIC URGENT CARE		1	2	67%	3
WYOMING DEPT OF HEALTH			3	100%	3
TARRANT COUNTY PUBLIC HEALTH		3			3
WELLMED AT FORT PIERCE		1	2	67%	3
MC DIAGNOSTIC OF CONNECTICUT, PC #114		3			3
VELOCITY CARE			3	100%	3
Gulfport Rehabilitation Center			3	100%	3
INTERNAL MEDICINE & PEDIATRICS WELLNESS CENTER			3	100%	3
CVS MA594POCT FALMOUTH		3			3
VA PRIMARY CARE ANNEX			3	100%	3
SCIENTIFIC LABORATORY DIVISION			3	100%	3
TIEHH BIOTERRORISM RESPONSE LAB			3	100%	3
WEST TN HEALTH MED NORTH		3			3
VICAR'S LANDING NURSING HOME		2	1	33%	3
LEXINGTON MEDICAL CENTER		1	2	67%	3
Hunterdon Medical Center Laboratory		3			3
PUBLIC HEALTH TRUST OF MIAMI DADE COUNTY			3	100%	3
NORTH SHORE HOSP. INFECTION CONTROL			3	100%	3
PROPATH			3	100%	3
MOBIL LAB FOR ALL INC		3			3
LIVINGSTON COUNTY DEPT OF HEALTH REPRO			3	100%	3
ADVENT HEALTH - CENTRAL PASCO ER			3	100%	3
WINKLER COURT		2	1	33%	3
CVS IN3975POCT JEFFERSONVILLE		2	1	33%	3
MEDEXPRESS URGENT CARE - WEST ST PAUL, ROBERT ST S		3			3
PARRISH MEDICAL CENTER-WAIVED TESTING		3			3
PREMIER FAMILY AND SPORTS MEDICINE		2	1	33%	3
CLEARWATER		2	1	33%	3
CABELL HUNTINGTON HOSPITAL CLINICAL LAB			3	100%	3
LINCOLN MEDICAL CENTER		3			3
OHIO DEPARTMENT OF HEALTH LABORATORY		2	1	33%	3

# COVID-19: testing by laboratory

Data through Mar 3, 2021 verified as of Mar 4, 2021 at 09:25 AM

Data in this report are provisional and subject to change.

The numbers in the table below represent the number of Florida and non-Florida residents for whom test results were received by the Department of Health. A person can be tested by more than one laboratory and can have both positive and negative results. **Therefore, the sum of the numbers in each column will be larger than the total number of people tested.**

Reporting lab	Inconclusive	Negative	Positive	Percent positive	Total
MEDEXPRESS URGENT CARE - NORTH LITTLE		2	1	33%	3
LAKESIDE HOSPITAL BELLE GLADE			3	100%	3
DOCTORS HOSPITAL RENAISSANCE			3	100%	3
ST VINCENTS AMBULATORY CARE INC		1	2	67%	3
ALPHA PHARMACY		3			3
PROMPT CARE OF CENTRAL FLORIDA LLC			3	100%	3
Robert Wood Johnson University Hospital		2	1	33%	3
CVS PA5241POCT CHALFONT		3			3
LEGACY ER AND URGENT CARE			3	100%	3
NORTH CAROLINA DEPT OF HEALTH & HUMAN SRVCS STATE LAB OF PUBLIC HEALTH			3	100%	3
ANN STORCK CENTER INC		3			3
MANATEE URGENT CARE LLC			3	100%	3
MINUTECLINIC DIAGNOSTIC OF OHIO #6147		2	1	33%	3
TAYLOR MANOR		1	2	67%	3
CORTLAND COUNTY HEALTH DEPARTMENT		3			3
FULGENT GENETICS HOUSTON		3			3
HELIX LW UC		1	2	67%	3
ADRIANA M CASTRO MD PA		3			3
LEVY COUNTY DEPT. OF PUBLIC SAFETY		1	2	67%	3
LEE MEMORIAL HEALTH SYSTEM D/B/A		1	2	67%	3
Kroger 448 - The Little Clinic Mason		3			3
SIGNATURE CARE PFLUGERVILLE			3	100%	3
NORTHWEST FLORIDA CLINICAL LAB		1	2	67%	3
FLORIDA GASTROENTEROLOGY ASSOCIATES PA		3			3
INSPIRA MEDICAL CENTER VINELAND LAB		2	1	33%	3
MID FLORIDA CLINICAL LABORATORY		2	1	33%	3
FLAGLER FAMILY MEDICINE PA			3	100%	3
HARBOUR'S EDGE		2	1	33%	3
GROVES CENTER			3	100%	3
SOLERA SPECIALTY PHARMACY LLC		2	1	33%	3
PARADISE VILLA ALF INCORPORATED		3			3
CENTRAL JERSEY URGENT CARE		3			3
CGH MEDICAL CENTER			3	100%	3
NEMOURS CHILDRENS PRIMARY CARE MAITLAND			3	100%	3
MINUTECLINIC LLC #5176			3	100%	3
CUMBERLAND MEDICAL CENTER INC		3			3
AKRON GENERAL MEDICAL CENTER MAIN		3			3
EAST NAPLES PEDIATRICS			3	100%	3
OPTUM PRIMARY CARE - SILVER LAKES			3	100%	3
GREENTREE MEDICAL CENTER			3	100%	3
CVS MO4850POCT SPRINGFIELD		3			3
PEDIATRICS BY THE SEA JOG RD OFFICE			3	100%	3
GONZALEZ MD AND ASWAD MD HEALTH SERVICES			3	100%	3
Kroger 758 - The Little Clinic Providence		3			3
ADVANCED URGENT CARE CENTER OF THE UPPER KEYS		1	2	67%	3
LEE MEMORIAL HOSPITAL BLOOD GAS LAB			3	100%	3

# COVID-19: testing by laboratory

Data through Mar 3, 2021 verified as of Mar 4, 2021 at 09:25 AM

Data in this report are provisional and subject to change.

The numbers in the table below represent the number of Florida and non-Florida residents for whom test results were received by the Department of Health. A person can be tested by more than one laboratory and can have both positive and negative results. **Therefore, the sum of the numbers in each column will be larger than the total number of people tested.**

Reporting lab	Inconclusive	Negative	Positive	Percent positive	Total
PARKWAY DRUGS OF ONEIDA COUNTY NORTH I		2	1	33%	3
ASPEN VALLEY HOSPITAL			3	100%	3
NONA PEDIATRIC CENTER			3	100%	3
PREMIER PEDIATRICS			3	100%	3
MENORAH MANOR			3	100%	3
SISD EMPLOYEE HEALTH CLINIC			3	100%	3
UNIVERSITY OF MICHIGAN	2	1		33%	3
CARENOW-ATASCOCITA			3	100%	3
MEDEXPRESS URGENT CARE-CLOQUET		3			3
MEDEXPRESS URGENT CARE - LITTLE ROCK		2	1	33%	3
MEDEXPRESS URGENT CARE - WAXAHACHIE, N HIGHWAY 77		1	2	67%	3
MEDIC INFUSION PA		3			3
ENCOMPASS HEALTH REHABILITATION OF ALTAMONTE			3	100%	3
CAREHERE LLC			3	100%	3
Gracemore Nursing and Rehab		3			3
MEDEXPRESS URGENT CARE - WHEELING		2	1	33%	3
UNIVERSITY OF KANSAS MEDICAL CENTER			3	100%	3
MALABAR FAMILY PRACTICE		1	2	67%	3
MINNEOLA PLACE A HOMEBRIDGE COMMUNITY		3			3
NORTH NAPLES HOSPITAL RESPIRATORY THERAPY DEPARTMENT			3	100%	3
BEEBE MEDICAL CENTER LABORATORY		3			3
NASSAU UNIVERSITY MEDICAL CENTER DEPT		2	1	33%	3
LAURELLWOOD NURSING CENTER		1	2	67%	3
CTRS			3	100%	3
MINUTECLINIC DIAGNOSTIC MED GRP OF ORA		2	1	33%	3
JOHNNIE RUTH CLARKE LAB			3	100%	3
TMH PHYSICIAN PARTNERS BLOUNTSTOWN			3	100%	3
DACH MAIN LAB			3	100%	3
STRINGFELLOW MEMORIAL HOSPITAL		3			3
TMH EC NORTHEAST LABORATORY			2	100%	2
COASTAL MEDICAL LAB			2	100%	2
TAPESTRY TALLAHASSEE WALDEN		2			2
COLONIAL MEDICAL CENTER-EAST ORLANDO			2	100%	2
CVS IL3163POCT OAK PARK		2			2
ORLANDO LUTHERAN TOWERS		1	1	50%	2
ROYAL CARE MEDICAL CENTER			2	100%	2
GULF COAST REGIONAL MEDICAL CARE		2			2
LEGACY ER & URGENT CARE - FRISCO WEST			2	100%	2
WE CARE HOME HEALTH SOLUTIONS LLC			2	100%	2
CVS TX7288POCT DALLAS		2			2
HELEN HAYES HOSPITAL LABORATORY		2			2
FIRST CHOICE MEDICAL PC			2	100%	2
MINUTECLINIC MINUTECLINIC #4978		1	1	50%	2
OSF SAINT FRANCIS MEDICAL CENTER			2	100%	2
CQUENTIA NGS, LLC			2	100%	2
ASANTE ROGUE REGIONAL MEDICAL CENTER L		2			2

# COVID-19: testing by laboratory

Data through Mar 3, 2021 verified as of Mar 4, 2021 at 09:25 AM

Data in this report are provisional and subject to change.

The numbers in the table below represent the number of Florida and non-Florida residents for whom test results were received by the Department of Health. A person can be tested by more than one laboratory and can have both positive and negative results. **Therefore, the sum of the numbers in each column will be larger than the total number of people tested.**

Reporting lab	Inconclusive	Negative	Positive	Percent positive	Total
PEACEHEALTH CENTRAL		2			2
SOUTH BEND MEDICAL FOUNDATION			2	100%	2
Lenawee Medical Care Facility		2			2
VOLUNTEERS OF AMERICA OF FLORIDA			2	100%	2
MOBILE HEALTH LABS LLC			2	100%	2
Kroger 096 - The Little Clinic Orchard and Holly		2			2
NORTON IMMEDIATE CARE CENTER - PRESTON			2	100%	2
FASTCARE LLC			2	100%	2
MEDEXPRESS URGENT CARE - BRIDGEVILLE		2			2
CENTRAL FLORIDA FAMILY HEALTH CENTER		2			2
TEXAS HEALTH CARE			2	100%	2
INSPIRIT SENIOR LIVING			2	100%	2
WARE EXPRESS CARE			2	100%	2
EXPRESS CARE WALK-IN CLINIC			2	100%	2
CHESTERFIELD HEALTHCARE GROUP, INC		2			2
ALL PEDIATRIC CARE PA			2	100%	2
CVS MD1881POCT DUNKIRK		2			2
SARASOTA IMMEDIATE CARE			2	100%	2
BROOKDALE ALTAMONTE SPRINGS			2	100%	2
BERNHARDT LABORATORIES INC			2	100%	2
MINUTECLINIC, LLC #05891		1	1	50%	2
ADVENT HEALTH CENTRAL TEXAS		1	1	50%	2
Garden Isle Healthcare and Rehabilitation Center		2			2
Buena Vista Care Center		2			2
SIGNATURE CARE LEWISVILLE-EMERGENCY CENTER		1	1	50%	2
BOND COMMUNITY HEALTH CENTER			2	100%	2
EASTLAKE MEDICAL CENTER		2			2
MINUTECLINIC DIAGNOSTIC OF OHIO #6139		2			2
CHRISTUS SPOHN HOSPITAL			2	100%	2
CVS PA7611POCT ALLISON PARK		2			2
SPRINGFIELD HOSPITAL LABORATORY			2	100%	2
CITRUS DERMATOLOGY			2	100%	2
MINUTECLINIC DIAGNOSTIC PA #3344		2			2
FALCON HEALTH CENTER			2	100%	2
CATSKILL REGIONAL MEDICAL CENTER		2			2
DOCTORS CARE OF PALM COAST			2	100%	2
LIFETIME FAMILY URGENT CARE			2	100%	2
LINIL VISITING NURSES, INC		2			2
Kroger 647 - The Little Clinic Newnan Crossings		1	1	50%	2
MEMORIAL HOSPITAL WEST			2	100%	2
PRECISION DIAGNOSTIC INC		2			2
MEDEXPRESS URGENT CARE - CEDAR KNOLLS		2			2
CVS AZ10150POCT PHOENIX		2			2
Crowne Health Care of Mobile		2			2
VENETIAN GARDENS		2			2
ADVENTHEALTH IMAGING PARTIN SETTLEMENT			2	100%	2

# COVID-19: testing by laboratory

Data through Mar 3, 2021 verified as of Mar 4, 2021 at 09:25 AM

Data in this report are provisional and subject to change.

The numbers in the table below represent the number of Florida and non-Florida residents for whom test results were received by the Department of Health. A person can be tested by more than one laboratory and can have both positive and negative results. **Therefore, the sum of the numbers in each column will be larger than the total number of people tested.**

Reporting lab	Inconclusive	Negative	Positive	Percent positive	Total
MANATEE MEMORIAL HOSPITAL CLINICAL LABORATORY			2	100%	2
Kroger 672 - The Little Clinic Bill Kennedy & Glenwood		2			2
MIDDLEBURG PEDIATRICS			2	100%	2
CVS NH2257POCT MANCHESTER		2			2
WURLAND NURSING AND REHABILITATION, L		2			2
PEDIATRICS IN NORTH FLORIDA PA			2	100%	2
HAWAII DEPARTMENT OF HEALTH			2	100%	2
WALGREENS #13605		2			2
Kroger 853 - The Little Clinic East Broad Street		2			2
PTC LABORATORIES			2	100%	2
BAYSTATE MEDICAL CENTER		1	1	50%	2
TRINITAS REGIONAL MEDICAL CENTER		1	1	50%	2
MATHER HOSPITAL			2	100%	2
NORTHSIDE FAMILY MEDICINE AND URGENT CARE (EAST COBB)		2			2
OELWEIN HEALTH CARE CENTER		2			2
Cedar Valley Nursing & Rehab Center		2			2
NORTH COUNTRY FAMILY HEALTH CENTER INC		2			2
VELOCITY URGENT CARE			2	100%	2
UTMB PATHOLOGY CLINICAL SERVICES LABORATORY			2	100%	2
STUART SURGERY CENTER, LLC			2	100%	2
SCDHEC BUREAU OF LABORATORIES			2	100%	2
FAMILY CARE SPECIALISTS OF ORLANDO			2	100%	2
CVS PHARMACY			2	100%	2
SWEETWATER NURSING CENTER		2			2
MINUTECLINIC #1773		2			2
RAPID RESULT CORP LLC		1	1	50%	2
MAYO CLINIC COUMADIN CLINIC LABORATORY		1	1	50%	2
HAILE MEDICAL GROUP PA		2			2
DURAND SENIOR CARE & REHAB CENTER		2			2
SUNBRIDGE CARE & REHAB FOR DECATUR		2			2
CVS ME329POCT PORTLAND		2			2
INTEGRATED REGIONAL LABS			2	100%	2
ENVOY OF FORK UNION, LLC DBA ENVOY AT THE VILLAGE		2			2
FLORIDA PRIMARY CARE CENTER PA		2			2
NEMOURS CHILDREN'S PRIMARY CARE OF VERO BEACH			2	100%	2
TALLAHASSEE MEMORIAL HEALTHCARE FAMILY MED RESIDENCY			2	100%	2
CVS NH6596POCT HAMPTON		2			2
PANCARE HEALTH - SNEADS ELEMENTARY			2	100%	2
MEDEXPRESS URGENT CARE - FORT SMITH		2			2
HACKENSACK MERIDIAN URGENT CARE, PC		2			2
BAPTIST HOSPITAL INTERNAL MEDICINE GULF BREEZE			2	100%	2
SOUTHERN BREEZE HEALTHCARE		1	1	50%	2
TMH PHYSICIAN PARTNERS MONTICELLO		1	1	50%	2
The Palms Nursing and Rehabilitation		1	1	50%	2
WARD MEMORIAL HOSPITAL		2			2
UNIVERSITY OF ILLINOIS HOSPITAL			2	100%	2

# COVID-19: testing by laboratory

Data through Mar 3, 2021 verified as of Mar 4, 2021 at 09:25 AM

Data in this report are provisional and subject to change.

The numbers in the table below represent the number of Florida and non-Florida residents for whom test results were received by the Department of Health. A person can be tested by more than one laboratory and can have both positive and negative results. **Therefore, the sum of the numbers in each column will be larger than the total number of people tested.**

Reporting lab	Inconclusive	Negative	Positive	Percent positive	Total
FHCP ASC - ORANGE CITY			2	100%	2
EVERYBODY'S FAMILY CLINIC		2			2
NEWTON MEMORIAL HOSPITAL		2			2
NEMOURS CHILDREN'S PRIMARY CARE THE VILLAGES		2			2
CVS MA2125POCT NATICK		1	1	50%	2
RDX BIOSCIENCE INC			2	100%	2
CITY OF WEST PALM BEACH EMPLOYEE & FAMILY HEALTH		2			2
TREASURE COAST INFECTIOUS DISEASE CONSULTANTS		1	1	50%	2
Kroger 739 - The Little Clinic La Grange Road		2			2
MARTIN MEDICAL CENTER INC		1	1	50%	2
MEMORIAL HOSPITAL OF SOUTH BEND			2	100%	2
ADVANCED MEDICAL CARE			2	100%	2
PHYSICIANS MEDICAL CENTER		2			2
PREMIER PEDIATRICS LLC			2	100%	2
Stillwater Healthcare		2			2
PHYSICIANS LABORATORY SERVICES			2	100%	2
OAKBRIDGE TERRACE AT SAE			2	100%	2
WALGREENS #3811			2	100%	2
MEDSTAR HARBOR HOSPITAL			2	100%	2
FIRST PREVENTION AND DIALYSIS CENTER LLC			2	100%	2
UMHC HOLLYWOOD LABORATORY			2	100%	2
CHNJ		2			2
FLORIDA MEDICAL CENTER			2	100%	2
Kings County Hospital Center			2	100%	2
MEASE COUNTRYSIDE HOSPITAL CARDIAC REH			2	100%	2
INSPIRE HEALTHCARE CENTER			2	100%	2
PEDIATRIC HEALTH CARE		1	1	50%	2
MANASOTA PEDIATRICS			2	100%	2
CVS PA1657POCT YORK		1	1	50%	2
NORTHEAST FLORIDA HEALTH SERVICES, INC DBA FAMILY HEALTH SOURCE			2	100%	2
ST. ELIZABETH HEALTHCARE			2	100%	2
MEDAILLE COLLEGE WELLNESS CENTER		2			2
NATIONWIDE LABORATORY SERVICES		1	1	50%	2
MANSFIELD MEDICAL LODGE			2	100%	2
STOP URGENT CARE			2	100%	2
MEMORIAL HERMANN CONSOLIDATED LABORATORY SERVICES			2	100%	2
STARMED FAMILY & URGENT CARE			2	100%	2
Luther Acres Manor		2			2
CIGNA GATEWAY			2	100%	2
MADISON HOSPITAL LABORATORY			2	100%	2
VALUE DRUGS BRONXVILLE INC		2			2
MEASE MANOR MEMORY CARE		2			2
OPP HEALTH AND REHABILITATION		2			2
UK HEALTHCARE			2	100%	2
Life Care Center of Elyria		2			2
PARKLAND HEALTH & HOSPITAL			2	100%	2

# COVID-19: testing by laboratory

Data through Mar 3, 2021 verified as of Mar 4, 2021 at 09:25 AM

Data in this report are provisional and subject to change.

The numbers in the table below represent the number of Florida and non-Florida residents for whom test results were received by the Department of Health. A person can be tested by more than one laboratory and can have both positive and negative results. **Therefore, the sum of the numbers in each column will be larger than the total number of people tested.**

Reporting lab	Inconclusive	Negative	Positive	Percent positive	Total
Holiday Retirement Home			2	100%	2
MINUTECLINIC DIAGNOSTIC OF NORTH CARO		2			2
BRENTWOOD AT FORE RANCH			2	100%	2
APPLING NURSING & REHABILITATION PAVIL		2			2
DEER'S HEAD CENTER		2			2
HOUSTON HEALTH DEPARTMENT - BUREAU OF LABORATORY SERVICES			2	100%	2
SOUTHEASTERN INSTITUTE OF RESTORATIVE MEDICINE		1	1	50%	2
107TH PLACE GROUP HOME		2			2
JRS LABORATORY			2	100%	2
HOME CARE PHARMACY OF PALM COAST INC		2			2
CVS CA9606POCT TEMECULA		2			2
GALEN BAYLOR EXTENSION		2			2
COVANCE			2	100%	2
MC DIAGNOSTIC OF CONNECTICUT, PC #252		1	1	50%	2
BIONIC TECHNOLOGIES CORPORATION			2	100%	2
DNA DIAGNOSTICS CENTER		2			2
NATHAN LITTAUER HOSPITAL LAB		2			2
SACRED HEART HOSPITAL ON THE EMERALD			2	100%	2
ONTARIO COUNTY PUBLIC HEALTH		2			2
First Care Living Center/Essentia Health			2	100%	2
SERENADES BY SONATA		1	1	50%	2
ACCESS CARE MEDICAL GROUP LLC		2			2
THE HOSPITAL OF PROVIDENCE EMERGENCY ROOM			2	100%	2
MY PHARMACY			2	100%	2
WALGREENS #07936		2			2
MINUTECLINIC DIAGNOSTIC MEDICAL		2			2
SENDER RETREAT ADULT DAY CARE CENTERS			2	100%	2
DEBORAH HEART AND LUNG CENTER		2			2
Kroger 596 - The Little Clinic Brentwood		2			2
PREVENTIVE HEALTH PARTNERS I L S C		2			2
ONE MEDICAL GROUP		1	1	50%	2
GULF COAST IMMEDIATE CARE CENTER		1	1	50%	2
SIMMONS			2	100%	2
CONCENTRA - ORLANDO SOUTH II		2			2
CONWAY MEDICAL CENTER			2	100%	2
Providence of Sparta Health and Rehabilitation		2			2
Georgiana Health and Rehabilitation, LLC		2			2
VALLEY MEDICAL LABORATORY			2	100%	2
DIVERSE MEDICAL CARE LLC			2	100%	2
MAIN STREET MEDICAL CENTERS		2			2
Sevierville Health and Rehabilitation		2			2
NAVAL MEDICAL CENTER			2	100%	2
ROCKWALL URGENT CARE			2	100%	2
MEDEXPRESS URGENT CARE - LEDGEWOOD		2			2
SPRINGHILL SENIOR RESIDENCE		2			2
SARASOTA MEMORIAL MEDICAL URGENT CARE CENTER			2	100%	2

# COVID-19: testing by laboratory

Data through Mar 3, 2021 verified as of Mar 4, 2021 at 09:25 AM

Data in this report are provisional and subject to change.

The numbers in the table below represent the number of Florida and non-Florida residents for whom test results were received by the Department of Health. A person can be tested by more than one laboratory and can have both positive and negative results. **Therefore, the sum of the numbers in each column will be larger than the total number of people tested.**

Reporting lab	Inconclusive	Negative	Positive	Percent positive	Total
Chatham Nursing and Rehab Center		2			2
SIGNAL DIAGNOSTICS DBA FLOWHEALTH LABS			2	100%	2
MEDEXPRESS URGENT CARE - WEXFORD		2			2
VETERANS AFFAIRS MEDICAL CENTER - GREATER LOS ANGELES			2	100%	2
SPECTRUM HEALTH			2	100%	2
MD NOW URGENT CARE MEDICAL CENTERS INC			2	100%	2
PALMETTO FAMILY HEALTH CENTER			2	100%	2
RIVERVIEW MEDICAL CLINIC		2			2
GRANDVIEW COLLEGE STUDENT HEALTH CENTE		2			2
ASPIRUS RIVERVIEW HOSPITAL & CLINICS INC		1	1	50%	2
Cortland Acres Association		2			2
PROSPECT URGENT CARE			2	100%	2
GASTROENTEROLOGY ASSOCIATES			2	100%	2
SOUTHEAST GEORGIA HEALTH SYSTEM			2	100%	2
ADVENTHEALTH MEDICAL GROUP PEDIATRICS AT APOKA		2			2
AUSTIN REGIONAL CLINIC MICROBIOLOGY LAB			2	100%	2
ASCENSION ST VINCENT'S RIVERSIDE			2	100%	2
GREEN POINT RX INC DBA ALTRU CHEMISTS		2			2
441 URGENT CARE-MULBERRY			2	100%	2
DOCTORS MEDICAL CTR OF WALTON COUNTY			2	100%	2
UVA HEALTH SYSTEM MEDICAL LABORATORIES			2	100%	2
MEDERI CARETENDERS		1	1	50%	2
NORTH MCALLEN PEDIATRIC CENTER			2	100%	2
UNITED MEMORIAL MEDICAL CENTER			2	100%	2
Hartwell Health and Rehabilitation		2			2
MISSION HOSPITAL REGIONAL MEDICAL CENTER			2	100%	2
NYU LANGONE HUNTINGTON MEDICAL GROUP		2			2
WISE HEALTH SYSTEM		1	1	50%	2
SINAI POST ACUTE NURSING AND REHAB CE		2			2
CVS M08581POCT BLUE SPRINGS		1	1	50%	2
Workmens Circle Multicare Center		2			2
HOLY TRINITY PHARMACY LLC		2			2
Kroger 328 - The Little Clinic Henderson Road		2			2
Tidelands Health Rehabilitation Hospital			2	100%	2
CREATIVE HEALTH CENTER			2	100%	2
Kroger 745 - The Little Clinic Somerset		2			2
FLORIDA MEDICAL CLINIC, LLC			2	100%	2
VAULT HEALTH			2	100%	2
HEALTH PARTNERS REGIONAL HOSPITAL			2	100%	2
MEDEXPRESS URGENT CARE-SELINGSGROVE		2			2
POMERENE HOSPITAL			2	100%	2
NIAGARA APOTHECARY INC		2			2
Hackensack Univ Medical Center At Pasc		1	1	50%	2
CARENOW LENEXA			2	100%	2
HAMILTON COUNTY HEALTH DEPARTMENT		2			2
TRINITY DIALYSIS			2	100%	2

# COVID-19: testing by laboratory

Data through Mar 3, 2021 verified as of Mar 4, 2021 at 09:25 AM

Data in this report are provisional and subject to change.

The numbers in the table below represent the number of Florida and non-Florida residents for whom test results were received by the Department of Health. A person can be tested by more than one laboratory and can have both positive and negative results. **Therefore, the sum of the numbers in each column will be larger than the total number of people tested.**

Reporting lab	Inconclusive	Negative	Positive	Percent positive	Total
Kroger 101 - The Little Clinic Hill Top		2			2
TWIN LAKES REHAB & HEALTHCARE		2			2
SPECIALTY LABORATORIES			2	100%	2
MINUTE-CLINIC DIAGNOSTIC OF VIRGINIA, LLC #3949		2			2
SUNSHINE PHARMACY		2			2
NEW GEN LABS			2	100%	2
PICHARDO CLINIC, THE			2	100%	2
CITRUS HEALTH NETWORK INC			2	100%	2
HEALTH FIRST MEDICAL GROUP			2	100%	2
HCR MANOR CARE SERVICES OF FLORIDA III INC		2			2
LABRADOR PRIMARY CARE CENTER			2	100%	2
Timber Ridge Health Care Center			2	100%	2
FLORIDA SCHOOL FOR THE DEAF & BLIND			2	100%	2
AFC PHYSICIANS OF FLORIDA, PA			2	100%	2
MINUTECLINIC DIAGNOSTIC OF NEW MEXICO LLC #7552		2			2
VITAL CARE CLINIC, LLC			2	100%	2
GOLDSTEIN			2	100%	2
LEHIGH MEDICAL AND RESEARCH CENTER, INC			2	100%	2
MID-FLORIDA HEMATOLOGY AND ONCOLOGY CENTERS		2			2
SOUTH DAKOTA DEPARTMENT OF HEALTH		2			2
Kroger 686 - The Little Clinic Farragut		2			2
RENFREW CENTERS INC		2			2
NORTH OKALOOSA PHYSICIAN GRP - WALK IN CLINIC			2	100%	2
PruittHealth Lakehaven		2			2
PEACE RIVER MEDICAL CENTER		2			2
ACN PHYSICIANS GROUP CORP			2	100%	2
Church Creek SNF			2	100%	2
JOHN D. ARCHBOLD MEM. HOSPITAL			2	100%	2
DR. G'S URGENT CARE			2	100%	2
SOMA MEDICAL CENTER PA #3 GREENACRES			2	100%	2
MEDEXPRESS URGEN CARE - EAST BRUNSWICK		2			2
ACCESS MEDICAL GROUP OF FLORIDA CITY			2	100%	2
MARCO ISLAND MEDICAL CENTER			2	100%	2
SOUTHCARE PHARMACY INC			2	100%	2
MARLBORO URGENT CARE		2			2
Manorcare Health Services West Reading North		2			2
Jackson Health Care Facility			2	100%	2
ACCESS LABORATORIES LLC			2	100%	2
HANOVER ENDOSCOPY CENTER		2			2
VIRGINIA DEPT OF HEALTH OFFICE OF EPIDEMIOLOGY			2	100%	2
CHEROKEE COUNTY HEALTH AND REHAB CENTER		2			2
CVS CT1109POCT BETHEL		2			2
AHC Forest cove		2			2
ANDERSON COUNTY HOSPITAL			2	100%	2
AMEDISYS HOME HEALTH OF GREENVILLE			2	100%	2
SHERIDAN AT HOBE SOUND, THE			2	100%	2

# COVID-19: testing by laboratory

Data through Mar 3, 2021 verified as of Mar 4, 2021 at 09:25 AM

Data in this report are provisional and subject to change.

The numbers in the table below represent the number of Florida and non-Florida residents for whom test results were received by the Department of Health. A person can be tested by more than one laboratory and can have both positive and negative results. **Therefore, the sum of the numbers in each column will be larger than the total number of people tested.**

Reporting lab	Inconclusive	Negative	Positive	Percent positive	Total
MASSACHUSETTS DEPARTMENT OF HEALTH			2	100%	2
CVS AZ9290POCT PHOENIX		2			2
Robert Cranfield			2	100%	2
COLUMBIA COTTAGE		2			2
ST LUKES HOSPITAL			2	100%	2
VA OUTPATIENT PHARMACY			2	100%	2
Warren Center for Rehabilitation and Nursing		2			2
WASHINGTON STATE DEPARTMENT OF HEALTH PUBLIC HEALTH LABORATORIES			2	100%	2
HEALTH & REHAB CTR AT DOLPHINS VIEW, THE			2	100%	2
DALLAS MEDICAL CENTER			2	100%	2
MEDEXPRESS URGENT CARE FOX CHAPEL		2			2
CVS MO10151POCT SPRINGFIELD		1	1	50%	2
EASTSIDE SPORTS COMPLEX			2	100%	2
USCG ABBOTT BINAXNOW		1	1	50%	2
REGIONS HOSPITAL LABORATORY			2	100%	2
JACKSONVILLE VA OPC			2	100%	2
Kroger 687 - The Little Clinic Sugar Hill		1	1	50%	2
AFC URGENT CARE CLEVELAND			2	100%	2
OUR LADY OF THE LAKE REGIONAL MEDICAL CENTER			2	100%	2
CVS SC2497POCT LEXINGTON		2			2
ROBERTS WESLEYAN COLLEGE HEALTH CENTE		2			2
BOSTON PUBLIC HEALTH COMMISSION			2	100%	2
CVS MA1006POCT BROCKTON		2			2
INTERCOASTAL FAMILY PRATICE			2	100%	2
SHORE MEDICAL CENTER		2			2
WOMENS CARE FLORIDA LLC-LABORATORY		2			2
HERNANDO CHILDREN'S			2	100%	2
DALLAS BAPTIST UNIVERSITY - HEALTH SERVICES			2	100%	2
ALVERNO CLINICAL LABORATORIES			2	100%	2
SCIENTIFIC LABORATORY COMPANY		2			2
RELiance MEDICAL CENTER			2	100%	2
FLORIDA DEPARTMENT OF HEALTH (FDOH)			2	100%	2
RIVER CITY MEDICAL ASSOCIATES, INC			2	100%	2
HARRINGTON PARK HEALTH AND REHAB		2			2
MARK HOANG MD PA			2	100%	2
HOLY FAMILY MEDICAL CENTER		1	1	50%	2
EMERALD TRACE		2			2
JBSA-SAM HOUSTON			2	100%	2
BAPTIST HEALTH LEXINGTON			2	100%	2
OAKMONT EAST- GREENVILLE SC, LLC		2			2
INTERNAL MEDICINE ASSOCIATES-DUNELLON			2	100%	2
BENEVA LAKES ASSISTED LIVING CENTER			2	100%	2
RCA LABORATORY SERVICES LLC			2	100%	2
BROOKSVILLE DIALYSIS			2	100%	2
ASCENSION ST MICHAEL'S HOSPITAL LAB		1	1	50%	2
Essex Center for Rehabilitation and Healthcare		2			2

# COVID-19: testing by laboratory

Data through Mar 3, 2021 verified as of Mar 4, 2021 at 09:25 AM

Data in this report are provisional and subject to change.

The numbers in the table below represent the number of Florida and non-Florida residents for whom test results were received by the Department of Health. A person can be tested by more than one laboratory and can have both positive and negative results. **Therefore, the sum of the numbers in each column will be larger than the total number of people tested.**

Reporting lab	Inconclusive	Negative	Positive	Percent positive	Total
REGIONAL MEDICAL CENTER BAYONET POINT			2	100%	2
ILLINOIS DEPT OF PUBLIC HEALTH LABS			2	100%	2
Kroger 412 - The Little Clinic Oxford		2			2
CVS OH6185POCT PICKERINGTON		2			2
DOWN HOME MEDICAL			2	100%	2
MEDEXPRESS URGENT CARE-BLOOMFIELD AVEN		2			2
THE FOUNTAIN AT BOCA CIEGA BAY		2			2
CARESPOT URGENT CARE		1	1	50%	2
MINUTECLINIC DIAGNOSTIC OF NEVADA-9586		1	1	50%	2
Advanced Rehabilitation and Healthcare of Wichita Falls		2			2
INTERMOUNTAIN MEDICAL CENTER			2	100%	2
ALL4KIDZ PEDIATRICS LLC		2			2
PM PEDIATRICS OF BAYSIDE, PLLC - MANHASSET		2			2
BELLIN HOSPITAL			2	100%	2
PM PEDIATRICS OF SELDEN, PLLC		2			2
BRANDYWYNE HEALTH CARE CENTER			2	100%	2
CVS TX3292POCT WYLIE		2			2
CVS PA1074POCT KENNETT SQUARE		2			2
CVS AZ9210POCT SCOTTSDALE		2			2
Piney Grove Nursing and Rehabilitation Center		2			2
DOCTOR'S IN-HOUSE LAB/COMMUNITY HEALTH CENTERS OF PINELLAS - JOHNNIE R			2	100%	2
BMC/JACSONVILLE		1	1	50%	2
POINT OF CARE PRIVATE HEALTH MANAGEMENT			2	100%	2
CORNERSTONE MEDICAL CARE OF BRANDON		2			2
PENSACOLA MEDICAL CLINIC LLC			2	100%	2
TWELVE OAKS RECOVERY CENTER			2	100%	2
MINUTE CLINIC DIAGNOSTIC OF KANSAS PA		2			2
BAYMEADOWS PRIMARY CARE		2			2
ASHLEY PEDIATRICS			2	100%	2
CROSTOWN PHARMACY		2			2
Kroger 426 - The Little Clinic Suwanee		2			2
FKC AMELIA ISLAND DIALYSIS			2	100%	2
FLAGLER PROFESSIONAL HEALTH CAE SERVICES INC		2			2
MEDEXPRESS URGENT CARE - BROOKHAVEN		2			2
RAINY LAKE MEDICAL CENTER			2	100%	2
GOLISANO PEDIATRICS PORT CHARLOTTE HARBOR		2			2
Kroger 130 - The Little Clinic Colorado Springs		2			2
NEBRASKA MEDICAL CENTER			2	100%	2
CVS PA7132POCT THORNDALE		2			2
Delaware Court Healthcare Center		2			2
PRIMACARE MEDICAL LAKEWOOD			2	100%	2
PHOEBE BERKS HEALTH CARE CENTER		2			2
ORLANDO HEALTH PHYSICIAN GROUP			2	100%	2
ADVENTIST HINSDALE HOSPITAL LABORATORY			2	100%	2
RAJ K PAI MD PA			2	100%	2
FLORIDA DEPARTMENT OF HEALTH PINELLAS COUNTY-			2	100%	2

# COVID-19: testing by laboratory

Data through Mar 3, 2021 verified as of Mar 4, 2021 at 09:25 AM

Data in this report are provisional and subject to change.

The numbers in the table below represent the number of Florida and non-Florida residents for whom test results were received by the Department of Health. A person can be tested by more than one laboratory and can have both positive and negative results. **Therefore, the sum of the numbers in each column will be larger than the total number of people tested.**

Reporting lab	Inconclusive	Negative	Positive	Percent positive	Total
TEXAS REGIONAL ASTHMA & ALLERGY CENTER			2	100%	2
ATVIVO LLC		2			2
MEDEXPRESS URGENT CARE-SALINA, S 9TH ST		2			2
CROSSROADS			2	100%	2
METROHEALTH SYSTEM			2	100%	2
PREMIER MEDICAL LABORATORY			2	100%	2
CVS NV8784POCT LAS VEGAS		1	1	50%	2
MEDEXPRESS URGENT CARE - SPRINGFIELD, COOLEY ST		2			2
CARE NOW DENTON			2	100%	2
Kroger 519 - The Little Clinic Georgesville Square		2			2
MINUTE CLINIC DIAGNOSTIC OF VIRGINIA, LLC #6292		2			2
UW HOSPITAL AND CLINICS		1	1	50%	2
SMITH NORTHVIEW HOSPITAL LAB			2	100%	2
UT PATH			2	100%	2
University Plaza Rehabilitation and Nursing			2	100%	2
HUMILITY OF MARY HEALTH PARTNERS			2	100%	2
SANTA ROSA COUNTY HEALTH DEPARTMENT			2	100%	2
MIAMI DADE MEDICAL RESEARCH INSTITUTE			2	100%	2
VA CBOC			2	100%	2
DAYTON CHILDRENS HOSPITAL LAB			2	100%	2
WALKONCLINIC			2	100%	2
SHELL POINT HOME HEALTH			2	100%	2
BAPTIST HOSPITAL OF MIAMI MCI BROWARD LABORATORY			2	100%	2
CARE 365			2	100%	2
Good Samaritan Society - Fairfield Glade		2			2
KIVA AT MOUNT DORA			2	100%	2
JUST BELIEVE RECOVERY CENTER			2	100%	2
MEMORIAL HEALTH UNIVERSITY MEDICAL CENTER			2	100%	2
THE EDGEWATER AND WATERMAN VILLAGE			2	100%	2
WALGREENS #05477		2			2
CEDARS-SINAI MEDICAL CENTER			2	100%	2
PUBLIC HEALTH LABORATORY	1		1	50%	2
CVS MA447POCT NORTHAMPTON		2			2
CVS CT288POCT BRISTOL		2			2
WELL HEALTH LABS			2	100%	2
PRIMARY CARE SERVICES AT EDGEWATER		2			2
MINUTECLINIC DIAG OF IND, LLC #6250		2			2
ACKERMAN CANCER CENTER		2			2
PLASMA MED RESEARCH DBA		2			2
CVS KY4779POCT LOUISVILLE		2			2
ESCANDON DIAGNOSTIC CLINIC			2	100%	2
PARKRIDGE MEDICAL CENTER			2	100%	2
Elba Nursing and Rehabilitation Center, LLC		2			2
Camellia Gardens		2			2
EXCEPTIONAL EMERGENCY CENTER - AMARILLO			2	100%	2
WESTMINSTER SUNCOAST			2	100%	2

# COVID-19: testing by laboratory

Data through Mar 3, 2021 verified as of Mar 4, 2021 at 09:25 AM

Data in this report are provisional and subject to change.

The numbers in the table below represent the number of Florida and non-Florida residents for whom test results were received by the Department of Health. A person can be tested by more than one laboratory and can have both positive and negative results. **Therefore, the sum of the numbers in each column will be larger than the total number of people tested.**

Reporting lab	Inconclusive	Negative	Positive	Percent positive	Total
STARLING AT SAN JOSE			2	100%	2
MEDEXPRESS URGENT CARE - LINCOLN N 26T		2			2
MERCY CONVENIENT CARE			2	100%	2
ARCPPOINT LABS OF ALTAMONTE SPRINGS			2	100%	2
CARTER BLOOD CARE			2	100%	2
UWMC MONTLAKE DEPT OF LAB MED			2	100%	2
MAWD PATHOLOGY GROUP			2	100%	2
UF KANAPAHA LAB BEAKER		2			2
ASSOCIATES IN UROGYNECOLOGY MD LLC		2			2
DALLAS VA MEDICAL CENTER - VA NORTH TEXAS HEALTH CARE SYSTEM			2	100%	2
MEDEXPRESS URGENT CARE - SPRINGDALE, S 40TH STREET		2			2
JACKSON LABORATORY OF GENOMIC MEDICINE		2			2
Kroger 895 - The Little Clinic Green Hills		2			2
RRMC CREEKSIDE LAB		2			2
PALM BAY COMMUNITY OUTPATIENT CLINIC		2			2
CLEVELAND CLINIC IMAGING			2	100%	2
FLORIDA MEDICAL CLINIC RADIOLOGY DALE MABRY		2			2
PM PEDIATRICS OF BAYSIDE, PLLC - RIVE		2			2
COMMUNITY HEALTH CENTERS INC			2	100%	2
PALM CITY NURSING AND REHAB CENTER			2	100%	2
BAPTIST HEALTHCARE - LAKEVIEW CENTER INC		2			2
MINUTECLINIC, LLC, DBA MINUTECLINIC #4		2			2
LABCORP OF AMERICA HOLDINGS		1	1	50%	2
WHOLE CHILD PEDIATRICS			2	100%	2
LEGACY LABORATORY SERVICES			2	100%	2
BAYLOR COLLEGE OF MEDICINE			2	100%	2
LAB CORP OF AMER SAN DIEGO			2	100%	2
KEY WEST HMA PHYSICIAN MANAGEMENT, LLC			2	100%	2
Kroger 020 - The Little Clinic Wheat Ridge		2			2
Good Samaritan Society Waukon		2			2
Walgreens #12427		1	1	50%	2
ST JOHN'S RIVERSIDE HOSPITAL		2			2
WEST COCOA PHARMACY			2	100%	2
F W HUSTON MEDICAL CENTER SENIOR LIVIN		2			2
TENNESSEE VALLEY HCS			2	100%	2
UNIVERSITY OF TEXAS AT EL PASO, THE			2	100%	2
AZALEA HEALTH AND REHABILITATION		2			2
NORTHWELL HEALTH			2	100%	2
APPLECARE VALDOSTA			2	100%	2
MINUTECLINIC DIAG OF IND, LLC #6908		2			2
NAVAL BRANCH MEDICAL CLINIC			2	100%	2
BAYSHORE MEDICAL CENTER			2	100%	2
MINUTECLINIC, LLC #4507		2			2
CVS IN6572POCT INDIANAPOLIS		2			2
TRUE HEALTH INC			2	100%	2
DRR JMC URGENT CARE DONALD ROSS			2	100%	2

# COVID-19: testing by laboratory

Data through Mar 3, 2021 verified as of Mar 4, 2021 at 09:25 AM

Data in this report are provisional and subject to change.

The numbers in the table below represent the number of Florida and non-Florida residents for whom test results were received by the Department of Health. A person can be tested by more than one laboratory and can have both positive and negative results. **Therefore, the sum of the numbers in each column will be larger than the total number of people tested.**

Reporting lab	Inconclusive	Negative	Positive	Percent positive	Total
MINUTECLINIC, DIAGNOSTIC OF TEXAS, LLC		2			2
ADVANCED MEDICAL OF FLORIDA			2	100%	2
RIVERSIDE METHODIST HOSPITAL LAB			2	100%	2
SAFE PMC		2			2
COMMUNITY HEALTH CENTERS OF PINELLAS, INC			2	100%	2
MID AMERICA CLINICAL LABS			2	100%	2
CHAPPEL GROUP RESEARCH, THE		2			2
POMONA VALLEY COMMUNITY HOSPITAL			2	100%	2
OLEAN GENERAL HOSPITAL		2			2
NEMOURS CHILDREN'S URGENT CARE LAKE NONA			2	100%	2
BIOHEALTH MEDICAL LAB INC			2	100%	2
MILFORD REGIONAL HOSPITAL			2	100%	2
COOK HOSPITAL AND CARE CENTER		1	1	50%	2
SHELBYVILLE HOSPITAL COMPANY		2			2
LEE PHYSICIAN GROUP COLLEGE POINT		2			2
CDK LIBERTY ENTERPRISES, LLC		2			2
FEDERAL CORRECTIONAL INSTITUTION MARIANNA			2	100%	2
BAYCARE OUTREACH LAB WH SOUTH			2	100%	2
MEDEXPRESS URGENT CARE - SOUTH CHARLESTON		2			2
CVS OH10893POCT PARMA		1	1	50%	2
Kroger 522 - The Little Clinic Gahanna		1	1	50%	2
MELBOURNE URGENT CARE			2	100%	2
VANAYER HEALTHCARE AND REHAB CENTER		2			2
TRUSTBRIDGE			2	100%	2
HEALTH AND WELLNESS URGENT CARE LLC			2	100%	2
LOWELL GENERAL HOSPITAL			2	100%	2
A+ URGENT/PRIMARY CARE			2	100%	2
SUNCOAST COMMUNITY HEALTH CENTERS INC		2			2
Kroger 127 - The Little Clinic Lakewood-Alameda		2			2
CPL LABS			2	100%	2
FLORIDA DEPARTMENT OF HEALTH IN ALACHUA COUNTY -			2	100%	2
AFTER HOURS PEDS			2	100%	2
DESERT HOSPITAL/CPHU CLINICAL LABORATORY			2	100%	2
SUNNYSIDE MANOR		2			2
NEIGHBORCARE PHARMACY SERVICES		2			2
THE RIM URGENT CARE			2	100%	2
FLORIDA MEDICAL CLINIC CARDIOLOGY-ZH			2	100%	2
AMICUS MEDICAL CENTER LLC			2	100%	2
AUGUSTA HEALTH SKILLED CARE			2	100%	2
FLORIDA MEDICAL CENTER OF CLEARWATER		2			2
MINUTECLINIC DIAGNOSTIC PA #7110		2			2
VALLEY BAPTIST MEDICAL CENTER: BROWNSVILLE			2	100%	2
CLEVELAND CLINIC FLORIDA LABORATORY			2	100%	2
Alden Terrace of McHenry			2	100%	2
IN & OUT URGENT CARE METAIRIE			2	100%	2
CERTIVIA LABORATORIES			2	100%	2

# COVID-19: testing by laboratory

Data through Mar 3, 2021 verified as of Mar 4, 2021 at 09:25 AM

Data in this report are provisional and subject to change.

The numbers in the table below represent the number of Florida and non-Florida residents for whom test results were received by the Department of Health. A person can be tested by more than one laboratory and can have both positive and negative results. **Therefore, the sum of the numbers in each column will be larger than the total number of people tested.**

Reporting lab	Inconclusive	Negative	Positive	Percent positive	Total
BIOMAT USA			2	100%	2
SYNEOS HEALTH			2	100%	2
THE CLUB AT BOYNTON BEACH, LLC			2	100%	2
Kroger 441 - The Little Clinic Middletown		2			2
John Knox Manor Inc II		1	1	50%	2
COMPLETE HEALTH MEDICAL CENTER			2	100%	2
ADVENTHEALTH MEDICAL GROUP INTERNAL MEDICINE AT			2	100%	2
BEAUFORT MEMORIAL			2	100%	2
CLEARWATER PAIN MANAGEMENT ASSOCIATES			2	100%	2
NEW YORK CITY CENTRAL COVID			2	100%	2
DELAWARE DIAGNOSTICS LABS			2	100%	2
CVS IN8669POCT INDIANAPOLIS		2			2
CHILDREN'S MEDICAL CENTER-EAST ORLANDO			2	100%	2
BAYLOR SCOTT & WHITE COMPREHENSIVE WOUND			2	100%	2
MINUTECLINIC DIAG OF IND LLC #1138		1	1	50%	2
UNIVERSITY HEALTH SERVICES RIVER CAMPUS		2			2
LAKEVIEW HEALTH CARE SYSTEM LLC			2	100%	2
CRUC CMCH-COVID-19		2			2
REELFOOT FAMILY WALK IN CLINIC - TIPT		2			2
CONCENTRA - PLANT CITY		2			2
Huntington Health Care and Rehabilitation Center		2			2
YOUTH AND YOU, INC		2			2
MIDDLE TENN MENTAL HEALTH INSTITUTE		2			2
CARTERSVILLE MEDICAL CENTER			2	100%	2
Macon Valley Nursing and Rehabilitation Center		2			2
MIDWAY PRIMARY CARE LLC		2			2
CITRUS PARK			2	100%	2
MEDEXPRESS URGENT CARE - MARTINSVILLE		2			2
ST JOSEPH'S HOSPITAL INC			2	100%	2
ROCKEFELLER UNIVERSITY CLINICAL GENOMICS LABORATOR		2			2
VILLA HEALTH NH LLC			2	100%	2
U OF MIAMI MILLER SCHOOL OF MEDICINE			2	100%	2
MEDLOGIC, LLC		2			2
SOUTHSIDE FAMILY MEDICAL		2			2
NEMOURS CHILDRENS PRIMARY CARE			2	100%	2
MERCY HEALTH LAB		1	1	50%	2
TGH Brandon Healthplex Laboratory			2	100%	2
LIFT HEALTH		2			2
UC CORAL GABLES			2	100%	2
MEDICAL ASSOCIATES OF BREVARD DR S VYAS			2	100%	2
TAMPA INTERNATIONAL AIRPORT			2	100%	2
CVS IL7017POCT BLOOMINGTON		2			2
Kroger 477 - The Little Clinic Fort Mitchell		2			2
NORTH DAKOTA VETERANS HOME		2			2
NYUMC CLINICAL LABORATORIES			2	100%	2
LAWRENCE GENERAL HOSPITAL			2	100%	2

# COVID-19: testing by laboratory

Data through Mar 3, 2021 verified as of Mar 4, 2021 at 09:25 AM

Data in this report are provisional and subject to change.

The numbers in the table below represent the number of Florida and non-Florida residents for whom test results were received by the Department of Health. A person can be tested by more than one laboratory and can have both positive and negative results. **Therefore, the sum of the numbers in each column will be larger than the total number of people tested.**

Reporting lab	Inconclusive	Negative	Positive	Percent positive	Total
Alden Des Plaines			2	100%	2
FLORIDA DEPARTMENT OF HEALTH IN ESCAMBIA COUNTY		1	1	50%	2
STATCARE URGENT AND WALK-IN			2	100%	2
POPLAR HEALTHCARE			2	100%	2
FLORIDA KEYS PED & ADOLES CTR			2	100%	2
CVS PA10034POCT PITTSBURGH		2			2
LILY PHARMACY		2			2
MINUTECLINIC DIAGNOSTIC OF OHIO #6192		2			2
VA SALT LAKE CITY HCS		2			2
CVS MO5724POCT KANSAS CITY		2			2
SOUTH TAMPA AFTER HOURS CLINIC			2	100%	2
SEACOAST PATHOLOGY PROFESSIONAL ASSOC		2			2
NOVA SOUTHEASTERN UNIVERSITY - STUDENT MEDICAL CTR			2	100%	2
ManorCare Rehab Center of Marietta		2			2
Walgreens #10207		2			2
GINKGO-IXLAYER		2			2
ST. JOSEPH REGIONAL MEDICAL CENTER			2	100%	2
University Center East			2	100%	2
MINUTECLINIC LLC (2335)		1	1	50%	2
UT AUSTIN UNIVERSITY HEALTH SERVICES			2	100%	2
SKYLINE UROLOGY		2			2
BAYCARE OUTREACH LAB			2	100%	2
SUNCOAST BLOOD BANK			2	100%	2
SANIBEL MEDICAL CLINIC			2	100%	2
MEDEXPRESS - WILMINGTON KIRKWOOD HIGHWAY		2			2
MINUTECLINIC DIAGNOSTIC OF TEXAS, LLC #7435		2			2
MEDEXPRESS URGENT CARE - JEANNETTE		2			2
PALM MEDICAL CENTER - PLANT CITY		2			2
POINTE AT NEW PORT PLACE,THE		2			2
OSF ST JOSEPH MEDICAL CENTER			2	100%	2
AMERICAN MEDICAL LABORATORIES			2	100%	2
STATE OF FLORIDA			2	100%	2
GEISINGER MEDICAL CENTER		2			2
MARQUESA MEDICAL		2			2
MAGNOLIA ADULT, LLC			2	100%	2
MAINE CENTER FOR DISEASE CONTROL AND PREVENTION			2	100%	2
BAYCARE LABORATORIES			2	100%	2
BIRMINGHAM INTERNAL MEDICINE ASSOCIATE		1	1	50%	2
CVS IN6559POCT AVON		2			2
LAKE SUCCESS EXTENDED CARE		2			2
CVS CA9721POCT ARCADIA		2			2
ADVOCATE SHERMAN HOSPITAL			2	100%	2
AdventHealth Care Center Orlando North			2	100%	2
RAPID MEDLAB (004MO)		2			2
BOONES CREEK URGENT CARE		1	1	50%	2
Manor Care-Kingston Court of York PA, LLC		2			2

# COVID-19: testing by laboratory

Data through Mar 3, 2021 verified as of Mar 4, 2021 at 09:25 AM

Data in this report are provisional and subject to change.

The numbers in the table below represent the number of Florida and non-Florida residents for whom test results were received by the Department of Health. A person can be tested by more than one laboratory and can have both positive and negative results. **Therefore, the sum of the numbers in each column will be larger than the total number of people tested.**

Reporting lab	Inconclusive	Negative	Positive	Percent positive	Total
WALGREENS #15495		1	1	50%	2
BROOKS -TLC HOSPITAL SYSTEM			2	100%	2
FL DEPT OF HEALTH MARION COUNTY MOBILE HEALTH UNIT			2	100%	2
ELMHURST MEMORIAL HOSPITAL			2	100%	2
PM PEDIATRICS OF BAYSIDE PLLC - HOPEWELL JUNCTION		2			2
Eagle Health and Rehabilitation		2			2
Van Wert Manor		2			2
NATIONAL JEWISH HEALTH			2	100%	2
KANSAS CITY VA MEDICAL CENTER			2	100%	2
LIFESPRING COMMUNITY HEALTH		2			2
STAGES OF LIFE MEDICAL INSTITUTE			2	100%	2
KAILOS GENETICS INC			2	100%	2
CROSSROADS URGENT CARE DBA URGENT TEA		2			2
NORTHSIDE FAMILY MEDICINE AND URGENT CARE (HOLLY SPRINGS)		2			2
MEMORIAL HERMANN HOSPITAL			2	100%	2
CVS NM8918POCT ALBUQUERQUE		2			2
EDGEWATER RETIREMENT MANOR			2	100%	2
UHEALTH CARDIOLOGY			2	100%	2
Great Lakes Health Center			2	100%	2
RHODE ISLAND DEPARTMENT OF HEALTH LABORATORIES			2	100%	2
HOME ACCESS HEALTH			2	100%	2
MEDEXPRESS URGENT CARE, LANCASTER WEST		1	1	50%	2
PHYSICIANS CARE INC		1	1	50%	2
MORRISTOWN MEMORIAL HOSPITAL		2			2
ACCESS MEDICAL GROUP OF TAMPA II, INC		2			2
WEST FLORIDA MEDICAL ASSOCIATES, PA			2	100%	2
DELRAY BEACH HEALTH CENTER			2	100%	2
MAURY REGIONAL MEDICAL CENTER		2			2
PINARD HOME HEALTH SERVICES INC			2	100%	2
HEARTLAND HOME HEALTH CARE		2			2
MINUTECLINIC DIAGNOSTIC OF OHIO #5060		2			2
MINUTECLINIC DIAG OF IND, LLC #6553		2			2
NIBHA MEDIRATTA MD PL			2	100%	2
FRESENIUS KIDNEY CARE			2	100%	2
MIDLAND MEMORIAL HOSPITAL			2	100%	2
Parkridge Specialty Care		2			2
ARLINGTON DIALYSIS CENTER LLC		2			2
JOHNSON CITY MEDICAL CENTER		1	1	50%	2
St. Josephs Hospital			2	100%	2
COBLESKILL REGIONAL HOSPITAL		2			2
ADVANTA ANALYTICAL LABORATORIES			2	100%	2
APALACHEE CENTER INC		2			2
UNIVERSITY HOSPITAL OF BROOKLYN		2			2
SYLVAN NURSING			2	100%	2
MEDEXPRESS URGENT CARE - MYLAN			2	100%	2
COOPER CLINIC			2	100%	2

# COVID-19: testing by laboratory

Data through Mar 3, 2021 verified as of Mar 4, 2021 at 09:25 AM

Data in this report are provisional and subject to change.

The numbers in the table below represent the number of Florida and non-Florida residents for whom test results were received by the Department of Health. A person can be tested by more than one laboratory and can have both positive and negative results. **Therefore, the sum of the numbers in each column will be larger than the total number of people tested.**

Reporting lab	Inconclusive	Negative	Positive	Percent positive	Total
US LABS		2			2
CVS MA1877POCT NORTON		2			2
DUKE HEALTH REGIONAL HOSPITAL			2	100%	2
CHI MEMORIAL PRIMARY CARE ASSOCIATES-A		2			2
Avanti Wellness and Rehab			2	100%	2
MEDEXPRESS URGENT CARE - OMAHA N 72 ST		2			2
CONEMAUGH MEMORIAL MEDICAL CENTER		2			2
WEST COAST PEDIATRICS			2	100%	2
HEALTH EXPRESS URGENT CARE			2	100%	2
FLORIDA DEPARTMENT OF HEALTH IN LEE COUNTY		1	1	50%	2
MID-FLORIDA PATHOLOGY LLC - MOBILE UNIT # 3			2	100%	2
MCLAREN REGIONAL MEDICAL CENTER			2	100%	2
Good Samaritan Society-Blackduck		1	1	50%	2
SACRED HEART HEALTH SYSTEMS INC			2	100%	2
DELRAY BEACH HEALTH DEPT LAB			2	100%	2
CVS IL1170POCT JOLIET		2			2
CVS SC4286POCT EASLEY		2			2
JASPER MEMORIAL HOSPITAL		1	1	50%	2
87TH MEDICAL GROUP - MCGUIRE AMBULATORY CARE FACILITY		2			2
SPRING HILL REGIONAL HOSPITAL			2	100%	2
MARCO ISLAND HOSPITAL INC D/B/A		1	1	50%	2
NEW YORK PSYCHIATRIC INSTITUTE		2			2
NEMOURS CHILDREN'S URGEN CARE			2	100%	2
PALM BEACH DIABETES & ENDOCRINE SPECIALISTS PA			2	100%	2
MINUTECLINIC #2797		2			2
CVS IL8753POCT CHICAGO		2			2
RAPID URGENT CARE - ALBANY			2	100%	2
AYASS BIOSCIENCE LLC			2	100%	2
RIGHT AT HOME			2	100%	2
ATLAS GENOMICS			2	100%	2
BLUEWATER TOXICOLOGY			2	100%	2
MEMORIAL HEALTH SYSTEM		1	1	50%	2
EXPRESSCARE URGENT CARE CENTER			2	100%	2
GERM BUSTERS 911 LLC			2	100%	2
EAST SIDE CLINICAL LABORATORY		1	1	50%	2
OCALA REGIONAL KIDNEY CENTER EAST			2	100%	2
TULANE MEDICAL CENTER			2	100%	2
MINUTECLINIC DIAGNOSTIC, PA #10252		2			2
WEAKLEY COUNTY REHAB AND NURSING CENTER		2			2
SUMMIT URGENT CARE PS			2	100%	2
MEDEXPRESS URGENT CARE-WILKINS TOWNSHIP, WILLIAM PENN HIGHWAY		2			2
ADVENTHEALTH EAST ORLANDO EMPLOYEE CLINIC		2			2
DEPT OF HEALTH			2	100%	2
Kroger 400 - The Little Clinic Hartley Bridge Rd		1	1	50%	2
CHARLOTTE COUNTY HEALTH DEPARTMENT			2	100%	2
STUDENT HEALTH SERVICES			2	100%	2

# COVID-19: testing by laboratory

Data through Mar 3, 2021 verified as of Mar 4, 2021 at 09:25 AM

Data in this report are provisional and subject to change.

The numbers in the table below represent the number of Florida and non-Florida residents for whom test results were received by the Department of Health. A person can be tested by more than one laboratory and can have both positive and negative results. **Therefore, the sum of the numbers in each column will be larger than the total number of people tested.**

Reporting lab	Inconclusive	Negative	Positive	Percent positive	Total
MEMORIAL SLOAN KETTERING CANCER CENTER		1	1	50%	2
ADVENTHEALTH IMAGING LAKE NONA			2	100%	2
GULF COAST MEDICAL CENTER RESPIRATORY CARE			2	100%	2
SOUTHERN SURGICAL ARTS		2			2
INTEGRITY CLINICAL RESEARCH CENTER INC		1	1	50%	2
MIDDLETON PEDIATRICS			2	100%	2
Bedford Care Center of Hattiesburg		2			2
Kroger 619 - The Little Clinic Hendersonville Indian Lake		2			2
CVS SC7567POCT BOILING SPRINGS		1	1	50%	2
TENNESSEE DEPARTMENT OF HEALTH (TDH) - REGIONAL LABORATORY			2	100%	2
RICHICHI FAMILY HEALTH			2	100%	2
AGILE URGENT CARE			2	100%	2
THE WINDSOR ORTEGA		2			2
NEW BRIDGE MEDICAL CENTER		2			2
LPG COCONUT POINT - FAMILY/ INTERNAL MEDICINE		2			2
LIFELINK OF FLORIDA		1	1	50%	2
PALOS COMMUNITY HOSPITAL LABORATORY			2	100%	2
DASCENA LAB			2	100%	2
Walgreens #9278		2			2
LACORP		1	1	50%	2
ST. MARY'S MEDICAL CENTER EVANSVILLE, INC			2	100%	2
CVS OH2486POCT NILES		1	1	50%	2
SOUTHERN TENNESSEE MEDICAL CENTER			2	100%	2
CVS OH4301POCT NORTHFIELD		2			2
MAJESTIC GUARDIANS			2	100%	2
PALMS OF FT MYERS,THE			2	100%	2
ADVANCE FAMILY PRACTICE LLC□			2	100%	2
MEDEXPRESS URGENT CARE - LINCOLN VILLA		2			2
GIGI WOOD DAVIS DO-FAMILY MEDICINE		2			2
JORDAN VALLEY MEDICAL CENTER			2	100%	2
MD NOW URGENT CARE CENTER INC.			2	100%	2
JMC TALLAHASSEE, LLC			2	100%	2
MOBILE COUNTY HEALTH DEPARTMENT		1	1	50%	2
DMC UNIVERSITY LABORATORIES		1	1	50%	2
Loretto Health and Rehabilitation Center		2			2
JULIE STAATS DO		2			2
CITY OF NEW YORK DEPARTMENT OF HEALTH			2	100%	2
BFT LAB			2	100%	2
JUPITER PEDIATRIC ASSOCIATES, PA		1	1	50%	2
MARINA ISLE ASSISTED LIVING		2			2
BAY CORRECTIONAL AND REHABILITATION FACILITY			2	100%	2
MAGNOLIA MANOR OF COLUMBUS		2			2
MEMORIAL HOSPITAL OF CARBONDALE			2	100%	2
CLINICAL REFERENCE LABORATORY, INC		2			2
STEWART ST ELIZABETH MEDICAL CENTER			2	100%	2
MAYO CLINIC GROUP PRACTICE LABORATORY			2	100%	2

# COVID-19: testing by laboratory

Data through Mar 3, 2021 verified as of Mar 4, 2021 at 09:25 AM

Data in this report are provisional and subject to change.

The numbers in the table below represent the number of Florida and non-Florida residents for whom test results were received by the Department of Health. A person can be tested by more than one laboratory and can have both positive and negative results. **Therefore, the sum of the numbers in each column will be larger than the total number of people tested.**

Reporting lab	Inconclusive	Negative	Positive	Percent positive	Total
GO PATH LABORATORIES			2	100%	2
Lake Charles Healthcare LLC dba Landmark Lake Charles			2	100%	2
Colonial Manor Nursing and Rehabilitation Center		2			2
BD MEDICAL SYSTEMS			2	100%	2
HAMILTON CHD		2			2
LEXINGTON PLACE			2	100%	2
CIMA MEDICAL CENTER		1	1	50%	2
CENTRAL ARKANSAS VETERANS HEALTHCARE SYSTEM - VETERANS AFFAIRS			2	100%	2
FLORIDA COMMUNITY HEALTH CENTERS, INC.			2	100%	2
SPECTRA EAST INC		1	1	50%	2
UNIVERSITY OF MIAMI SCCC RESEARCH LABORATORY			2	100%	2
HPH HOME CARE		1	1	50%	2
MEDEXPRESS URGENT CARE-MT PLEASANT		1	1	50%	2
WILSON MEMORIAL HOSPITAL			2	100%	2
BRITO MEDICAL CENTER			2	100%	2
SANFORD REGIONAL HOSPITAL WORTHINGTON		2			2
BUFFALO CROSSINGS HEALTHCARE AND REHABILITATION CENTER			2	100%	2
Iowa Veterans Home		2			2
NLC LABS			2	100%	2
UNIVERSITY OF MISSOURI HEALTH CARE			2	100%	2
STARR CITY OF ROMA COMMUNITY CENTER			2	100%	2
CALIFORNIA DIVISION OF COMMUNICABLE DISEASE CONTROL			2	100%	2
MEDICAL CENTER LABORATORY			2	100%	2
TRICORE REFERENCE LABORATORY		1	1	50%	2
NORTH MANATEE HEALTH CARE CENTER			2	100%	2
LAKE BALDWIN			2	100%	2
New Jersey Aim At Smg		2			2
GRACE HEALTHCARE OF LAKE WALES		1	1	50%	2
CAREWELL JW - WORCESTER LNC			2	100%	2
ROPER HOSPITAL			2	100%	2
SPRINGS MEDICAL LAB		1	1	50%	2
FLORIDA CLINICAL LABORATORY INC			2	100%	2
MEDEXPRESS URGENT CARE - ANDERSON		2			2
CLINICAL CARE INC			2	100%	2
CVS GA2279POCT SUWANEE		2			2
VALUE DRUGS GREENLAWN INC		2			2
AFFORDABLE PRIMARY CARE LLC		2			2
BOSTON MEDICAL CENTER			2	100%	2
CSS- TWELVE OAKS			2	100%	2
DEKALB MEDICAL CENTER LABORATORY			2	100%	2
INA		1	1	50%	2
OCALA REGIONAL KIDNEY CENTER-WEST			2	100%	2
GOUVERNEUR HOSPITAL LABORATORY		2			2
Kroger 550 - The Little Clinic Bellevue		2			2
MEMORIAL HERMANN			2	100%	2
The Grand Rehabilitation & Nursing Utica		2			2

# COVID-19: testing by laboratory

Data through Mar 3, 2021 verified as of Mar 4, 2021 at 09:25 AM

Data in this report are provisional and subject to change.

The numbers in the table below represent the number of Florida and non-Florida residents for whom test results were received by the Department of Health. A person can be tested by more than one laboratory and can have both positive and negative results. **Therefore, the sum of the numbers in each column will be larger than the total number of people tested.**

Reporting lab	Inconclusive	Negative	Positive	Percent positive	Total
Greystone Nursing and Rehab, LLC			2	100%	2
PROVIDENCE LABORATORY SERVICES		2			2
CVS NC3803POCT MOORESVILLE		2			2
PANCARE HEALTH - FRANKLIN CO			2	100%	2
SUMMERFIELD RETIREMENT LIVING, INC			2	100%	2
MONICE DR.			2	100%	2
Sears Coastal Nursing and Rehab		2			2
PATIENT FIRST MEDICAL CENTER-CARYTOWN			2	100%	2
SWEDISH COVENANT HOSPITAL			2	100%	2
CVS NC3853POCT BURLINGTON		2			2
PINELLAS CHD - CLEARWATER		1	1	50%	2
Kroger 777 - The Little Clinic Shelbyville		1	1	50%	2
CVS AZ5892POCT LAVEEN		2			2
URGENT CARE AND SURGERY CENTER			2	100%	2
CVS TX7603POCT SAGINAW		2			2
BROOKDALE PALM BEACH GARDENS			2	100%	2
CLEAR LAKE REGIONAL MEDICAL CENTER			2	100%	2
CARE ATC SUN HYDRAULICS TALLAVAST			2	100%	2
BERGEN COUNTY SURGICAL AND ENDOSCOPY CENTER		2			2
ORMOND BEACH URGENT CARE			2	100%	2
IN AND OUT URGENT CARE			2	100%	2
UNIVERSITY OF MARYLAND MEDICAL CENTER			2	100%	2
PRECISION CLINICAL RESEARCH			2	100%	2
THOMASVILLE REGIONAL MEDICAL CENTER		2			2
Iron County Medical Care Facility		2			2
WISCONSIN STATE LABORATORY OF HYGIENE		1	1	50%	2
MEDEXPRESS URGENT CARE - ROSS TOWNSHIP		2			2
MEDEXPRESS URGENT CARE- ALLISON PARK		1	1	50%	2
JEFFERSON WASHINGTON TOWNSHIP HOSPITAL		2			2
MINUTECLINIC, LLC #07852		2			2
MOUNT SINAI AVENTURA DIAGNOSTIC CENTER			2	100%	2
GENETIC ASSAYS INC			2	100%	2
APC PEDIATRICS			2	100%	2
UNIVERSITY COMMUNITY HEALTH SERVICES		1	1	50%	2
WHITESANDS OUTPATIENT TREATMENT		2			2
PRIMARY HEALTH CARE ASSOCIATES INC			2	100%	2
CVS MO10053POCT SAINT PETERS		2			2
STARR COUNTY MEMORIAL HOSPITAL			2	100%	2
QUEST DIAGNOSTICS INCORPORATED			2	100%	2
PALM WEST INTERNIST PA			2	100%	2
CVS MA1095POCT AMHERST		2			2
CORMEUM LAB SERVICES, LLC			2	100%	2
STANFORD HEALTH CARE ANATOMIC PATHOLOGY & CLINICAL LAB			2	100%	2
METHODIST MANSFIELD MEDICAL CENTER			2	100%	2
ATHENA CARE RESOURCES LLC		2			2
MINUTECLINIC DIAGNOSTIC OF PA LLC		2			2

# COVID-19: testing by laboratory

Data through Mar 3, 2021 verified as of Mar 4, 2021 at 09:25 AM

Data in this report are provisional and subject to change.

The numbers in the table below represent the number of Florida and non-Florida residents for whom test results were received by the Department of Health. A person can be tested by more than one laboratory and can have both positive and negative results. **Therefore, the sum of the numbers in each column will be larger than the total number of people tested.**

Reporting lab	Inconclusive	Negative	Positive	Percent positive	Total
VENICE URGENT CARE – GULF COAST			2	100%	2
Lakeside Oaks Care Center			2	100%	2
Heartland Healthcare Center Boca Raton			2	100%	2
FRASER MEMORIAL HOSPITAL		1	1	50%	2
CVS OH5457POCT POWELL		2			2
AFC URGENT CARE/FARRAGUT			2	100%	2
WALGREENS #06583		2			2
OAKMONT WEST- GREENVILLE SC		2			2
CVS NJ2508POCT MANALAPAN		2			2
Beth Sholom Home of Eastern Virginia		1	1	50%	2
CATHOLIC HEALTH LABORATORY SERVICES		2			2
EXPRESS CARE OF THE SHOALS		1	1	50%	2
Birchaven		2			2
ADVANTA LABS, LLC		1			1
ADVANCED LABORATORY SERVICES			1	100%	1
CVS IL2297651CV JOLIET		1			1
MEDHEALTH CLINICAL INC			1	100%	1
RAPID MEDLAB (002MO)		1			1
PALM COAST DRAW STATION/AMERICAN HEALTH ASSOCIATES		1			1
BLACK SHEEP MEDICAL			1	100%	1
PARKWAY REGIONAL MEDICAL CENTER LAB			1	100%	1
JPS HEALTH CENTER AT TRUE WORTH PLACE			1	100%	1
JOHN D. ARCHBOLD MEMORIAL HOSPITAL			1	100%	1
FREEPORT ER DOX URGENT CARE		1			1
POETS WALK SARASOTA			1	100%	1
Williamstown Commons			1	100%	1
LSU MEDICAL CENTER			1	100%	1
PowerBack Piscataway Center		1			1
TITUSVILLE REHABILITATION AND NURSING CENTER		1			1
Villages of St.Peters		1			1
NORTHEAST TEXAS DIALYSIS		1			1
Kroger 923 - The Little Clinic Centerville		1			1
El Paso Health Care Center			1	100%	1
Riverside Nursing & Rehabilitation Center		1			1
ATLANTIS VISION CENTER			1	100%	1
PALM SPRINGS GENERAL HOSPITAL			1	100%	1
HOME AIDE SVC OF EASTERN NY INC D/B/A		1			1
San Antonio Residence and Rehabilitation Center		1			1
1ST CHOICE URGENT CARE CENTER LLC			1	100%	1
PUTNAM CO HOSPITAL-D/B/A ASBURY TOWERS		1			1
SAINT FRANCIS HOSPITAL			1	100%	1
PACE UNIVERSITY HEALTH CARE		1			1
OXLEY PARK HEALTH & REHAB		1			1
CARE CONNECTIONS AT HOME LLC			1	100%	1
BIODORON LABORATORIES			1	100%	1
VISTA DEL SOL MED ASSOC		1			1

# COVID-19: testing by laboratory

Data through Mar 3, 2021 verified as of Mar 4, 2021 at 09:25 AM

Data in this report are provisional and subject to change.

The numbers in the table below represent the number of Florida and non-Florida residents for whom test results were received by the Department of Health. A person can be tested by more than one laboratory and can have both positive and negative results. **Therefore, the sum of the numbers in each column will be larger than the total number of people tested.**

Reporting lab	Inconclusive	Negative	Positive	Percent positive	Total
MISSION REGIONAL MEDICAL CENTER			1	100%	1
PRISMA HEALTH TUOMEY LABORATORY			1	100%	1
BAYLOR SCOTT & WHITE ALL SAINTS MEDICAL CENTER FT			1	100%	1
SOLARIS HEALTHCARE PLANT CITY		1			1
HARTFORD HEALTH CARE & REHABILITATION			1	100%	1
MEDICAL CITY NORTH HILLS			1	100%	1
RIVERSIDE COUNTY PUBLIC HEALTH LABORATORY			1	100%	1
PROVIDENCE HOSPITAL			1	100%	1
CVS M05727POCT PLATTE CITY		1			1
CROSSROADS URGENT CARE PLLC		1			1
CITY OF LAKE MARY EMPLOYEE HEALTH CENTER		1			1
CVS OH4300POCT STRONGSVILLE		1			1
ADVENTHEALTH MEDICAL GROUP UROLOGY AT EAST ORLANDO		1			1
GENESIS MICROBIOLOGY LAB		1			1
LABONE		1			1
CVS MI8091POCT FRASER		1			1
PROGRESSIVE MEDICAL RESEARCH			1	100%	1
EASTMAN HEALTHCARE & REHAB		1			1
PEDIATRIC PARTNERS OF ZEPHYRHILLS PA			1	100%	1
Grays Harbor Health and Rehabilitation		1			1
SHANNON CLARK OD, PA			1	100%	1
NHC HealthCare Anniston		1			1
LIFE CARE CENTER OF GWINNETT		1			1
PENROSE HOSPITAL			1	100%	1
SUNY AT STONY BROOK			1	100%	1
FAU MEMORY & WELLNESS CENTER			1	100%	1
HEARTLAND REGIONAL MEDICAL CENTER		1			1
OUCH URGENT CARE			1	100%	1
SAINT JOSEPHS HOSPITAL OF ATLANTA			1	100%	1
ADDINGTON PLACE EAST LAKE		1			1
NEMOURS CHILDRENS URGENT CARE			1	100%	1
Bayou Vista Community Care Center			1	100%	1
Kroger 539 - The Little Clinic Memorial Blvd.		1			1
Kroger 419 - The Little Clinic Farmington/Exeter		1			1
CLINICAL LABORATORY DEPARTMENT			1	100%	1
MEDEXPRESS URGENT CARE-MEADVILLE			1	100%	1
COLLIER BLVD HMA PHYSICIANS MANAGEMENT LLC			1	100%	1
Central Alabama Veterans HCS - East Campus		1			1
Community Compassion Center of Batesville			1	100%	1
MEDICAL CENTER			1	100%	1
MISSION HOSPITAL			1	100%	1
MERITER LABORATORIES			1	100%	1
BAPTIST HOSPITAL LABORATORY			1	100%	1
Falmouth By The Sea			1	100%	1
TEQUESTA FAMILY MEDICAL CENTER LLC			1	100%	1
TIMPANOGOS REGIONAL HOSPITAL			1	100%	1

# COVID-19: testing by laboratory

Data through Mar 3, 2021 verified as of Mar 4, 2021 at 09:25 AM

Data in this report are provisional and subject to change.

The numbers in the table below represent the number of Florida and non-Florida residents for whom test results were received by the Department of Health. A person can be tested by more than one laboratory and can have both positive and negative results. **Therefore, the sum of the numbers in each column will be larger than the total number of people tested.**

Reporting lab	Inconclusive	Negative	Positive	Percent positive	Total
ADVANCE MD CARE			1	100%	1
CLINTON DRUG STORE		1			1
URGENT TEAM MANAGEMENT OF TENNESSEE, L			1	100%	1
LIFE CARE CENTER OF HILTON HEAD		1			1
KENNEDY BOULEVARD DIALYSIS			1	100%	1
EVANS FAMILY CARE PA			1	100%	1
Brown Memorial Home		1			1
THE INTERNAL MEDICAL GROUP		1			1
SENCARE MANAGEMENT		1			1
CARING PROFESSIONAL HEALTH CARE LLC		1			1
ANDREWS			1	100%	1
Niles Nursing and Rehab. Center		1			1
BASCOM PALMER EYE INSTITUTE			1	100%	1
CARBON HEALTH			1	100%	1
DOCTORS CHOICE HOME CARE INC			1	100%	1
Oakview Manor Health and Rehab		1			1
LITTLE COMPANY OF MARY HOSPITAL			1	100%	1
CLEVELAND HEARTLAB			1	100%	1
Kroger 753 - The Little Clinic Goss Avenue		1			1
441 URGENT CARE CENTER - BROWNWOOD			1	100%	1
Manor Care Health Care Services - Williamsport North		1			1
IDAHO HEALTH DEPARTMENT			1	100%	1
TREASURE COAST COMMUNITY HEALTH INC			1	100%	1
Louis Stokes Cleveland VA - Midtown Dialysis Center		1			1
SANFORD LABORATORIES WATERTOWN			1	100%	1
ARIZA WELLNESS CARE LLC			1	100%	1
CVS TX7431POCT ROWLETT		1			1
BROOKSHIRE, THE			1	100%	1
SIGNATURE CARE MIDLAND			1	100%	1
GENEVA FAMILY HEALTH			1	100%	1
TMH URGENT CARE CENTER			1	100%	1
PRACTITIONERS IN MOTION			1	100%	1
HUNTERS CREEK MEDICAL ASSOCIATES PA		1			1
DOYLESTOWN HOSPITAL			1	100%	1
VANAJA SUREDDI MD PA			1	100%	1
AUTUMN CARE OF STATESVILLE, LLC		1			1
Victoria Manor		1			1
PT&J REHAB LLC		1			1
CAREHERE HUDSON BAY			1	100%	1
SC-GA2018 THE RIDGE REHABILITATION & H		1			1
HANCOCK REGIONAL HOSPITAL		1			1
MEDEXPRESS URGENT CARE - BECKLEY		1			1
Melbourne Terrace Rehabilitation Center			1	100%	1
FAITH FAMILY PRACTICE			1	100%	1
CVS IL5797POCT CAROL STREAM		1			1
NHC HealthCare St. Charles		1			1

# COVID-19: testing by laboratory

Data through Mar 3, 2021 verified as of Mar 4, 2021 at 09:25 AM

Data in this report are provisional and subject to change.

The numbers in the table below represent the number of Florida and non-Florida residents for whom test results were received by the Department of Health. A person can be tested by more than one laboratory and can have both positive and negative results. **Therefore, the sum of the numbers in each column will be larger than the total number of people tested.**

Reporting lab	Inconclusive	Negative	Positive	Percent positive	Total
YOUTH HEALTH CENTER OF HUNTINGTON		1			1
ST JOHN'S HOME CARE			1	100%	1
Kroger 527 - The Little Clinic Hwy 70 S.		1			1
HOLYOKE MEDICAL CENTER			1	100%	1
SEATTLE-KING COUNTY			1	100%	1
LABORATORIO BUENA SALUD			1	100%	1
ADVENTHEALTH MEDICALGROUP PEDIATRICS AT ORLANDO		1			1
STANDIFER PLACE		1			1
CVS IL2297652CV CHICAGO		1			1
Garden View Care Center at Dougherty Ferry		1			1
Accordius Health at Gastonia			1	100%	1
NORTH MIAMI BEACH SURGICAL CENTER			1	100%	1
Manor Care of Dallastown d/b/a ManorCare Health Services - Dallastown		1			1
PROFESSIONAL DIALYSIS CENTER			1	100%	1
MOBILE HEALTH MEDICAL SERVICES PC		1			1
Glenview Terrace Nursing Center		1			1
CVS MA1845POCT WILMINGTON		1			1
CAREFIRST URGENT CARE - BEECHMONT			1	100%	1
INTERNAL MEDICINE ASSOCIATES		1			1
CVS CA8861POCT BUENA PARK		1			1
RAMBAM URGENT CARE			1	100%	1
Summit Medical Group Morristown Oncology		1			1
SELECT MEDICAL CLINIC			1	100%	1
MEDEXPRESS URGENT CARE - TOPEKA, SW WANAMAKER RD		1			1
Good Samaritan Society - Albion		1			1
MEMORIAL HOSPITAL LOS BANOS			1	100%	1
MERCY MEDICAL CENTER INC			1	100%	1
Crisp Regional Nursing and Rehab Center		1			1
MINUTECLINIC DIAGNOSTIC, PA		1			1
MBMG OF WINTER HAVEN			1	100%	1
HEARTLAND OF ZEPHYRHILLS FL, LLC			1	100%	1
WALMART PHARMACY 10-4554		1			1
URGENT DOC -NACOGODOCHES CLINIC			1	100%	1
MID FLORIDA BIOLOGICALS			1	100%	1
MARYWOOD HEIGHTS		1			1
EAST COAST INSTITUTE FOR RESEARCH LLC			1	100%	1
ENZO LABS INC			1	100%	1
Signature Healthcare of Fort Wayne		1			1
FAMILY PRACTICE OF CENTRAL FLORIDA PA			1	100%	1
PRIMARY CARE GROUP LLC		1			1
CHC			1	100%	1
ATHENA PLASTIC SURGERY		1			1
BLACKBERRY CENTER, THE		1			1
WHEATON FRANCISCAN LABORATORY			1	100%	1
BUFFALO VAMC			1	100%	1
Kroger 838 - The Little Clinic Fairborn		1			1

# COVID-19: testing by laboratory

Data through Mar 3, 2021 verified as of Mar 4, 2021 at 09:25 AM

Data in this report are provisional and subject to change.

The numbers in the table below represent the number of Florida and non-Florida residents for whom test results were received by the Department of Health. A person can be tested by more than one laboratory and can have both positive and negative results. **Therefore, the sum of the numbers in each column will be larger than the total number of people tested.**

Reporting lab	Inconclusive	Negative	Positive	Percent positive	Total
LAB. CORP. OF AMERICA			1	100%	1
WINDSOR MANOR			1	100%	1
Kroger 907 - The Little Clinic Holland		1			1
PENINSULA REGIONAL MED CTR LAB			1	100%	1
WATERTOWN URGENT CARE		1			1
MEDEXPRESS URGENT CARE - WICHITA, N MAIZE RD		1			1
SAN JOSE CLINIC		1			1
OCALA RKC EAST HEMO #1			1	100%	1
DOCTORS CARE – GREER		1			1
WELLPATH			1	100%	1
SOUTHWEST REGIONAL PCR LABORATORY			1	100%	1
CVS IN6608POCT NEW PALESTINE			1	100%	1
ABINGTON MEMORIAL HOSPITAL			1	100%	1
CENTRAL TX URGENT CARE			1	100%	1
NORTH SHORE HEMATOLOGY-ONCOLOGY ASSOCIATES		1			1
WALGREENS #15369		1			1
COMMUNITY			1	100%	1
Lynwood		1			1
JOHNSON MEDICAL SERVICES			1	100%	1
Kroger 667 - The Little Clinic Litchfield Park		1			1
ANY LAB TEST FAST CORP			1	100%	1
TRIDENT ANTI AGING LLC			1	100%	1
Masonic Medical Research Institute			1	100%	1
UT HEALTH RIO GRANDE VALLEY PRIMARY CARE AT			1	100%	1
CVS MA2401POCT MARSHFIELD		1			1
AURORA HEALTH CARE METRO INC			1	100%	1
CFHC - FROSTPROOF			1	100%	1
CARENOW LAKE WORTH			1	100%	1
WINDMOOR HEALTHCARE			1	100%	1
FAMILY MEDICAL CENTRE			1	100%	1
NATION'S BEST CARE HOME HEALTH			1	100%	1
MISSOURI DEPT. OF HEALTH			1	100%	1
FAMILY AND INTERNAL MEDICINE ASSOCIATES		1			1
NEWCARE PRIMARY MEDICINE			1	100%	1
HAMILTON CI MAIN UNIT ANNEX/ WORK CAMP			1	100%	1
Monument Health Custer Care Center		1			1
DAYTONA BEACH DIALYSIS			1	100%	1
UCH LAB			1	100%	1
LAKE LURE HEALTH CENTER			1	100%	1
ORLANDO HEALTH PHYSICIAN GROUP INC			1	100%	1
HAWKEYE CARE CENTER DUBUQUE		1			1
Dugan Memorial Home		1			1
STERLING HOUSE OF PORT ORANGE		1			1
ST LUKES SURGICAL AT THE VILLAGES INC			1	100%	1
ADVENTHEALTH DURAND			1	100%	1
Carrollton Manor Inc		1			1

# COVID-19: testing by laboratory

Data through Mar 3, 2021 verified as of Mar 4, 2021 at 09:25 AM

Data in this report are provisional and subject to change.

The numbers in the table below represent the number of Florida and non-Florida residents for whom test results were received by the Department of Health. A person can be tested by more than one laboratory and can have both positive and negative results. **Therefore, the sum of the numbers in each column will be larger than the total number of people tested.**

Reporting lab	Inconclusive	Negative	Positive	Percent positive	Total
MEDEX CLINIC LLC			1	100%	1
GARDENS PEDIATRICS			1	100%	1
EH FARGO HOSPITAL LABORATORY			1	100%	1
MIAMI CHILDRENS HOSPITAL MIDTOWN OUTPATIENT CENTER			1	100%	1
ORMOND MEDICAL ARTS FAMILY PRACTICE PL			1	100%	1
EXCEL URGENT CARE OF NJ, LLC		1			1
FAMILY MEDICAL CENTER OF HOLLYWOOD PA			1	100%	1
CAREWELL 203			1	100%	1
Walgreens #3661		1			1
BETHESDA HOSPITAL EAST BLOOD GAS LAB			1	100%	1
Oregon Veterans Home The Dalles		1			1
Crowne Place Assisted Living		1			1
NEW SMYRNA BEACH AMBULATORY CARE CTR			1	100%	1
Good Samaritan Society-Atkinson		1			1
Cottage of the Shoals		1			1
MERCY HEALTH			1	100%	1
ALTA BATES SUMMIT MEDICAL CENTER CLINICAL LAB			1	100%	1
Southwest Louisiana Veterans Home			1	100%	1
Allen Health and Rehabilitation		1			1
MEDICAL CITY DENTON			1	100%	1
UUHC - REDSTONE HEALTH CENTER LABORATORY			1	100%	1
WW Chem Auto SS			1	100%	1
Kroger 63 - The Little Clinic Glassford Hill Rd		1			1
TITUSVILLE CENTER FOR SURGICAL EXCELLENCE LLC		1			1
HIGHLAND PARK LAKEWOOD PRESTON HOLLOW			1	100%	1
MED BAR LLC		1			1
STANLY REGIONAL MEDICAL CENTER			1	100%	1
Medicalodges Neosho			1	100%	1
BAPTIST HEALTH SURGERY CENTER			1	100%	1
HUNTSVILLE HOSPITAL			1	100%	1
ABSOLUTE QUICK CARE			1	100%	1
Walgreens #9121		1			1
HALIFAX FAMILY HEALTH CENTER			1	100%	1
CARDIAC AND VASCULAR CONSULTANTS MD PA		1			1
PINEBROOK CARE AND REHABILITATION CENTER			1	100%	1
AVERA ST. MARY'S HOSPITAL			1	100%	1
UMASS MEMORIAL/MARLBORO HOSPITAL			1	100%	1
SHANNON MEDICAL CENTER			1	100%	1
BIOMERIEUX			1	100%	1
CLARKSVILLE HEALTH SYSTEM			1	100%	1
HALIFAX HEALTH PRIMARY CARE ORMOND			1	100%	1
BROADWAY HEALTH FLORIDA MEDICAL CLINIC URGENT CARE			1	100%	1
FHPG SURGICAL ASSOCIATES OF EAST PASCO			1	100%	1
LAKE WALES DIALYSIS CENTER			1	100%	1
ASANTE THREE RIVERS MEDICAL CENTER LAB		1			1
AURORA MEDICAL CENTER-KENOSHA			1	100%	1

# COVID-19: testing by laboratory

Data through Mar 3, 2021 verified as of Mar 4, 2021 at 09:25 AM

Data in this report are provisional and subject to change.

The numbers in the table below represent the number of Florida and non-Florida residents for whom test results were received by the Department of Health. A person can be tested by more than one laboratory and can have both positive and negative results. **Therefore, the sum of the numbers in each column will be larger than the total number of people tested.**

Reporting lab	Inconclusive	Negative	Positive	Percent positive	Total
HALEYVILLE HEALTH CARE CENTER		1			1
ARCADIA DIALYSIS CENTER			1	100%	1
WASHINGTONVILLE PHARMACY INC		1			1
WALGREENS # 11165		1			1
SOUTHERN HILLS MEDICAL CENTER			1	100%	1
ENCOMPASS HEALTH REHABILITATION			1	100%	1
FLORIDA STATE UNIVERSITY HEALTH SERVICES			1	100%	1
JACKSONVILLE PEDIATRICS			1	100%	1
CORONA CONCIERGE, LLC		1			1
FLORIDA KEYS PED AND ADOLES CTR			1	100%	1
SWIFTCARE URGENT CARE, PLLC			1	100%	1
ELKHART GENERAL HOSPITAL			1	100%	1
WOMENS CARE FLORIDA LLC			1	100%	1
AL MANI HEALTH INSTUTUTE		1			1
STATE OF CALIFORNIA DOH SERVICES			1	100%	1
PALMA CEIA MED GROUP-SWANN		1			1
Kroger 698 - The Little Clinic 14th Street/Bell		1			1
MEMORIALCARE LONG BEACH MEDICAL CENTER			1	100%	1
DORA HOME CARE			1	100%	1
CARENOW URGENT CARE - SPRING			1	100%	1
MIAMI CEREBRAL PALSY RESIDENTIAL			1	100%	1
IZ MEDICAL		1			1
ROSE MEDICAL CENTER LAB			1	100%	1
MYCLINIC, INC			1	100%	1
OCEAN MEDICAL CENTER		1			1
MINNESOTA DEPARTMENT OF HEALTH LABORATORY			1	100%	1
NATIONAL INSTITUTES OF HEALTH CLINICAL CENTER			1	100%	1
CORPORATION OF AMERICA		1			1
COLER REHABILITATION AND NURSING CARE		1			1
CTMD MEDICAL CENTER, PA			1	100%	1
UNIVERSITY URGENT CARE			1	100%	1
SOUTHWESTERN STATE HOSPITAL LABORATORY			1	100%	1
BAYFRONT CARDIOVASCULAR ASSOCIATES			1	100%	1
NHC DICKSON		1			1
NORTH PALM CHIDRENS PHYSICIANS			1	100%	1
WESTON COUNTY HEALTH SERVICES			1	100%	1
ISLAND NURSING HOME			1	100%	1
NORTH SHORE HEMATOLOGY-ONCOLOGY ASSOCIATES PC		1			1
NEW ERA HEALTH CENTER INC		1			1
Bolingreen Health and Rehabilitation		1			1
HALE KUPUNA HERITAGE HOME		1			1
DECATUR MORGAN HOSPITAL - DECATUR GENE		1			1
PARTNERS IN PRIMARY CARE		1			1
USF PHYSICIANS GROUP			1	100%	1
HARDIN MEMORIAL HOSPITAL - HEARTLAND PATHOLOGY CONSULTANTS			1	100%	1
MEDEXPRESS URGENT CARE - LAWRENCE		1			1

# COVID-19: testing by laboratory

Data through Mar 3, 2021 verified as of Mar 4, 2021 at 09:25 AM

Data in this report are provisional and subject to change.

The numbers in the table below represent the number of Florida and non-Florida residents for whom test results were received by the Department of Health. A person can be tested by more than one laboratory and can have both positive and negative results. **Therefore, the sum of the numbers in each column will be larger than the total number of people tested.**

Reporting lab	Inconclusive	Negative	Positive	Percent positive	Total
SOWAL HEALTH & DRUG			1	100%	1
EASTGENE LABORATORIES		1			1
Princeton Place			1	100%	1
Walgreens #5421		1			1
HEARTLAND PHARMACY SEBRING			1	100%	1
CLIFTON-FINE HOSPITAL LABORATORY		1			1
NEW ULM MEDICAL CENTER			1	100%	1
CVS M08595POCT RAYMORE		1			1
SUTTER GOULD MEDICAL FOUNDATION			1	100%	1
ORMOND PEDIATRICS PA			1	100%	1
BAPTIST MINOR MEDICAL CENTER			1	100%	1
Kroger 569 - The Little Clinic Gallatin		1			1
PHYSICIANS PRIMARY CARE LEHIGH PEDS			1	100%	1
LARKIN COMMUNITY HOSPITAL PALM SPRINGS CAMPUS			1	100%	1
PREVENTIVE CARDIOLOGY AND INTERNAL MEDICINE ASSOCI			1	100%	1
Big River Nursing and Rehab		1			1
ELLIS HOSPITAL URGENT CARE CENTER LAB		1			1
WEST PALM BEACH PHARMACEUTICALS LLC			1	100%	1
J F K PEDIATRICS			1	100%	1
CHILDRENS HEALTHCARE CTE OF NORTHERN		1			1
BREVARD FAMILY WALK IN CLINIC			1	100%	1
ULTIMATE ANALYSIS LABORATORY			1	100%	1
TRAVIS LEE THOMPSON MD			1	100%	1
WELLSNOW URGENT CARE-OSWEGO			1	100%	1
ADVANCE GASTROENTEROLOGY			1	100%	1
THEDACARE FAMILY MEDICINE GATEWAY			1	100%	1
ARIZONA STATE LABORATORY			1	100%	1
HOLY CITY MED URGENT CARE			1	100%	1
OPTIMAL MEDICINE INC		1			1
Bivins Pointe			1	100%	1
MEMORIAL MEDICAL CENTER			1	100%	1
ACCESS FAMILY CARE LLC			1	100%	1
PINELLAS POINT NURSING AND REHAB CENTER			1	100%	1
SANCHEZ CAZAU MEDICAL GROUP			1	100%	1
GILBERT MEDICAL GROUP			1	100%	1
FLORIDA HEART AND VASCULAR MULTISPECIALTY GROUP PA			1	100%	1
Accordius Health at Harrisonburg		1			1
TMH PHYSICIAN PARTNERS			1	100%	1
CHATEAU MADELEINE - SENIOR LIVING & MEMORY CARE			1	100%	1
WAYCROSS INTRTNAL MEDICINE			1	100%	1
TALLAHASSEE DIALYSIS		1			1
Vibrante of El Paso Rehabilitation Center			1	100%	1
Oak Hill Health & Rehabilitation Center			1	100%	1
EXPRESS LAB LIVINGSTON			1	100%	1
CLINICAL MICROBIOLOGY LAB FAIRVIEW UNIVERSITY HOSPITAL			1	100%	1
GENESIS HOME HEALTH CARE SERVICES OF			1	100%	1

# COVID-19: testing by laboratory

Data through Mar 3, 2021 verified as of Mar 4, 2021 at 09:25 AM

Data in this report are provisional and subject to change.

The numbers in the table below represent the number of Florida and non-Florida residents for whom test results were received by the Department of Health. A person can be tested by more than one laboratory and can have both positive and negative results. **Therefore, the sum of the numbers in each column will be larger than the total number of people tested.**

Reporting lab	Inconclusive	Negative	Positive	Percent positive	Total
METHODISM MIDLOTHIAN MEDICAL CENTER			1	100%	1
SOMA MEDICAL CENTER P.A. #4			1	100%	1
ASHLEY PEDIATRICS DAY & NIGHT CLINIC			1	100%	1
VCU HEALTH SYSTEM AUTHORITY - MCV HOSPITALS			1	100%	1
BROOKSVILLE REGIONAL HOSPITAL			1	100%	1
Kroger 618 - The Little Clinic Trail Creek Village		1			1
SEVEN HILLS HEALTHCARE GROUP LLC DBA		1			1
MY WELLNESS EXPRESS			1	100%	1
PASCO COUNTY HEALTH DEPARTMENT			1	100%	1
MEMORIAL SATILLA HEALTH			1	100%	1
JOHN PETER SMITH HOSPITAL- OB TRIAGE			1	100%	1
Kroger 531 - The Little Clinic Waterville		1			1
ADVENTHEALTH MEDICAL GROUP FAMILY AND INTERNAL			1	100%	1
LEELANAU OPCO, LLC		1			1
B2 URGENT CARE			1	100%	1
OMNI HEALTHCARE INC			1	100%	1
HUDSON REGIONAL HOSPITAL			1	100%	1
RIDGEFIELD PEDIATRIC ASSOCIATES		1			1
LADY OF THE SEA HOSPITAL LAB			1	100%	1
HAPPY KIDZ PEDIATRICS PL			1	100%	1
HIBISCUS COURT			1	100%	1
Pinnacle Assisted Living			1	100%	1
MINUTECLINIC DIAG OF IND, LLC #4368		1			1
ABRAKIDABRA KIDS CLINIC			1	100%	1
MEDEXPRESS URGENT CARE - LAWTON		1			1
WINCHESTER HOSPITAL			1	100%	1
KELLY			1	100%	1
FRESENIUS SOUTH FORT MYERS		1			1
Cooperstown Center for Nursing and Rehabilitation		1			1
OHIOHEALTH URGENT CARE			1	100%	1
TRIPLE O RESEARCH INSTITUTE PA			1	100%	1
FIT4LIFE MEDICAL CENTER			1	100%	1
DAYTONA BEACH CENTRA CARE			1	100%	1
NORTHEAST FLORIDA INTERNAL MEDICINE PA		1			1
GOOD SAMARITAN SOCIETY-FOREST CITY		1			1
VETERANS AFFAIRS MEDICAL CENTER - EAST ORANGE			1	100%	1
NANCY M WORTHINGTON MD PA			1	100%	1
CORE OCCUPATIONAL RESOURCES, LLC			1	100%	1
TILLAMOOK COUNTY GENERAL HOSPITAL LAB		1			1
SPEARE MEMORIAL HOSPITAL			1	100%	1
HELIX URGENT CARE			1	100%	1
THYROID SPECIALTY LABORATORY			1	100%	1
SOUTHERN SPRINGS HEALTH CARE		1			1
CLARKSVILLE MANOR INC		1			1
CATHEDRAL GERONTOLOGY CENTER DBA CATHEDRAL CARES			1	100%	1
MED TECH CLINICAL LABORATORY		1			1

# COVID-19: testing by laboratory

Data through Mar 3, 2021 verified as of Mar 4, 2021 at 09:25 AM

Data in this report are provisional and subject to change.

The numbers in the table below represent the number of Florida and non-Florida residents for whom test results were received by the Department of Health. A person can be tested by more than one laboratory and can have both positive and negative results. **Therefore, the sum of the numbers in each column will be larger than the total number of people tested.**

Reporting lab	Inconclusive	Negative	Positive	Percent positive	Total
ADVANCE CARDIOVASCULAR IMAGING, INC			1	100%	1
PEDIATRIC URGENT CARE CENTR OF FORT WORTH-LA GRAN			1	100%	1
Signature Healthcare of Palm Beach			1	100%	1
MOUNT SINAI MEDICAL CENTER OF FLORIDA, INC			1	100%	1
ASHLEY PEDICATRICS DAY AND NIGHT CLINIC			1	100%	1
THE CHRIST HOSPITAL			1	100%	1
Altenheim Senior Living		1			1
BETHESDA HEALTH PHYSICIANS GROUP		1			1
Villa Maria			1	100%	1
YOUR KIDS URGENT CARE			1	100%	1
NEW YORK CITY DEPARTMENT OF HEALTH			1	100%	1
BLOOD SYSTEMS LABORATORIES			1	100%	1
COASTAL MANOR		1			1
EVERGREEN NURSING HOME		1			1
Ravenwood Speciality Care		1			1
SOUTH DADE NURSING & REHABILITATION CENTER			1	100%	1
SUPREME MEDICAL GROUP PLLC			1	100%	1
PROGENESIS INC			1	100%	1
AVON PARK CLUSTER		1			1
PROVIDENCE PORTLAND MEDICAL CENTER		1			1
CORNERSTONE DRUG AND GIFT INC		1			1
ST MICHAEL'S ELITE MEDICAL HOSPITAL			1	100%	1
Kroger 409 - The Little Clinic Hebron Marketplace			1	100%	1
SUMMERFIELD PAIN MANAGEMENT			1	100%	1
ST. MARY MEDICAL CENTER		1			1
GOOD SAMARITAN HOSPITAL			1	100%	1
FAMILY MEDICAL CENTER		1			1
MEDOR/ACC SYNCHRONY			1	100%	1
Granville Center		1			1
KEY WEST BRANCH MEDICAL CLINIC			1	100%	1
MEMORIAL HOSPITAL AT GULFPORT			1	100%	1
Home Health Care Clinic		1			1
UF HEALTH THE VILLAGES			1	100%	1
Broomall Manor		1			1
Imboden Creek Living Center		1			1
Manassas Health & Rehab			1	100%	1
CELEBRATION FAMILY PHYSICIANS LLC			1	100%	1
MEDRITE MEDICAL CARE PC		1			1
Ohman Family Living at Holly Assisted Living		1			1
BEAUMONT REFERENCE LABORATORY			1	100%	1
VA Tennessee Valley HCS-Nashville Campus			1	100%	1
Kroger 465 - The Little Clinic Oakley		1			1
ASSOCIATES IN INTERNAL MEDICINE PA			1	100%	1
ADVENTHEALTH SENIOR CARE AT ORMOND			1	100%	1
MEDEXPRESS URGENT CARE - EWING		1			1
MEDEXPRESS URGENT CARE - BENTONVILLE		1			1

# COVID-19: testing by laboratory

Data through Mar 3, 2021 verified as of Mar 4, 2021 at 09:25 AM

Data in this report are provisional and subject to change.

The numbers in the table below represent the number of Florida and non-Florida residents for whom test results were received by the Department of Health. A person can be tested by more than one laboratory and can have both positive and negative results. **Therefore, the sum of the numbers in each column will be larger than the total number of people tested.**

Reporting lab	Inconclusive	Negative	Positive	Percent positive	Total
AVERA SACRED HEART HOSPITAL			1	100%	1
LAKESIDE MEDICAL CENTER		1			1
Baypoint Healthcare Center			1	100%	1
ADVANCED RESEARCH AND DIAGNOSTIC LABORATORY UNIVERSITY OF MINNESOTA			1	100%	1
NSPIRE HEALTHCARE PLANTATION			1	100%	1
LAKEWOOD RANCH MEDICAL GROUP LLC			1	100%	1
MULTICARE PHYSICIANS			1	100%	1
BRISTOL REGINAL MEDICAL CENTER			1	100%	1
US LABORATORIES			1	100%	1
CERMAK HEALTH SERVICES			1	100%	1
HEALTH GUAGE			1	100%	1
FIRST CARE WALK IN CLINIC LLC			1	100%	1
MARTIN MEM FAMILY CARE AT ST LUCIE W			1	100%	1
LEHIGH PULMONARY ASSOCIATES			1	100%	1
ABSOLUTE CAREGIVERS HOME HEALTH AGENCY INC			1	100%	1
SUREPOINT URGENT CARE PADRE ISLAND			1	100%	1
Florence Home		1			1
CVS OH4327POCT PAINESVILLE		1			1
INDIGO PALMS			1	100%	1
Arlington Care Center			1	100%	1
KETTERING MEDICAL CENTER			1	100%	1
VA Texas Valley Coastal Bend Harlingen HCC		1			1
FOUNDATION LABORATORY			1	100%	1
ST FRANCIS MEDICAL CENTER			1	100%	1
ST ANTHONY COMMUNITY HOSPITAL LAB		1			1
Consulate Health Care of Tallahassee			1	100%	1
NORTH PALM BEACH DIALYSIS CENTER			1	100%	1
ADVENTHEALTH HOME CARE WATERMAN			1	100%	1
Mountain City Care and Rehabilitation Center		1			1
NORTH SHORE MEDICAL CENTER - SALEM HOSPITAL			1	100%	1
MEDEXPRESS URGENT CARE - LEOMINSTER		1			1
MRMC LAB MICRO			1	100%	1
ASCENSION ST VINCENT'S - WESTSIDE			1	100%	1
CVS OH3980POCT KENT		1			1
CVS MA1022POCT CAMBRIDGE		1			1
Kroger 49 - The Little Clinic Wichita - 21st St.			1	100%	1
MADISON FACILITY INC			1	100%	1
REGENTS PARK OF JACKSONVILLE			1	100%	1
COUNTRYSIDE PEDIATRIC CARE PA			1	100%	1
COMMUNITY HOSPITALS INDIANAPOLIS			1	100%	1
Parkside Manor		1			1
KIOSK MEDICINE KENTUCKY LLC		1			1
Redwood Springs Healthcare			1	100%	1
FELD ENTERTAINMENT			1	100%	1
ADVANCED URGENT CARE PLLC		1			1
BEAUMONT HOSPITAL, GROSSE POINTE			1	100%	1

# COVID-19: testing by laboratory

Data through Mar 3, 2021 verified as of Mar 4, 2021 at 09:25 AM

Data in this report are provisional and subject to change.

The numbers in the table below represent the number of Florida and non-Florida residents for whom test results were received by the Department of Health. A person can be tested by more than one laboratory and can have both positive and negative results. **Therefore, the sum of the numbers in each column will be larger than the total number of people tested.**

Reporting lab	Inconclusive	Negative	Positive	Percent positive	Total
TILE PHARMACY		1			1
CHIPOLA QUICK CARE			1	100%	1
MEDEXPRESS URGENT CARE - MT EPHRAIM		1			1
BRUCE S WEST MD			1	100%	1
Chateau Girardeau			1	100%	1
Urgent Care 24/7 Orlando LLC			1	100%	1
American Fork Care Center dba Heritage Care Center		1			1
Kroger 410 - The Little Clinic Trinity		1			1
DEACONESS URGENT CARE CENTER			1	100%	1
EAST END PEDIATRICS		1			1
Kroger - KR003500568			1	100%	1
WALGREENS #15291		1			1
NORTH WEST FLORIDA DIAGNOSTIC ENOCRINOLOGY CLINIC			1	100%	1
YUMA REGIONAL MEDICAL CENTER			1	100%	1
ENCORE AT BOCA RATON, THE			1	100%	1
BRISTOL CHILDRENS CLINIC			1	100%	1
ALABAMA REFERENCE LAB			1	100%	1
CENTRAL ALABAMA HEALTH CARE SYSTEM			1	100%	1
FRANKLIN CBOC			1	100%	1
VIVIAN SIMMONS FAMILY PRACTICE			1	100%	1
ACCESS TOTAL CARE - PORTLAND			1	100%	1
THE DOCTORS OFFICE OF BRICK, LLC		1			1
SELF REGIONAL HEALTHCARE			1	100%	1
LABORATORY COPORATION OF AMERICA			1	100%	1
SOUTH COUNTY MEDICAL CENTER			1	100%	1
LONESTAR 24HRER MANAGEMENT LLC DBA LONESTAR 24HRER			1	100%	1
LABTEST LLC LABTEST DIAGNOSTICS			1	100%	1
BAPTIST HOSPITAL PRIMARY CARE GULF BREEZE			1	100%	1
MIL LAKE HEALTHCARE CENTER INC PEDIATRICS			1	100%	1
SOUTHERN WINDS			1	100%	1
CORPUS CHRISTI MEDICAL CENTER			1	100%	1
COMMONWEALTH OF VIRGINIA DIVISION OF CONSOLIDATED LABORATORY SERVICES			1	100%	1
DW MCMILLAN MEMORIAL HOSPITAL LABORATORY			1	100%	1
CVS MA41POCT TAUNTON		1			1
Mercy Manor Transition Center			1	100%	1
SOUTHEASTERN PATHOLOGY ASSOCIATES			1	100%	1
WALGREENS NO 10512			1	100%	1
MD NOW URGENT CARE			1	100%	1
Raleigh Center (WV)			1	100%	1
Wedgewood Manor		1			1
MINUTE CLINIC DIAGNOSTIC PA			1	100%	1
Kroger 086 - The Little Clinic Broomfield-Sheridan		1			1
ONslow COUNTY HEALTH DEPARTMENT			1	100%	1
Freedom Pointe at The Villages			1	100%	1
CYPRESS CREEK DIALYSIS CTR			1	100%	1
REHABILITATION CENTER OF SOUTH GEORGIA		1			1

# COVID-19: testing by laboratory

Data through Mar 3, 2021 verified as of Mar 4, 2021 at 09:25 AM

Data in this report are provisional and subject to change.

The numbers in the table below represent the number of Florida and non-Florida residents for whom test results were received by the Department of Health. A person can be tested by more than one laboratory and can have both positive and negative results. **Therefore, the sum of the numbers in each column will be larger than the total number of people tested.**

Reporting lab	Inconclusive	Negative	Positive	Percent positive	Total
CLEVELAND CLINIC FLORIDA WAIVED			1	100%	1
NEW YORK STATE DEPARTMENT OF HEALTH			1	100%	1
St. Luke's Care Center		1			1
BLOOMIN BRANDS WELLNESS CENTER			1	100%	1
ORLANDO HEALTH MEDICAL GROUP			1	100%	1
MINUTECLINIC DIAGNOSTIC OF NH, LLC (CL		1			1
IMMY LABS			1	100%	1
OMNICARE PHARMACY OF TEXAS 1, LP		1			1
AHC Dyersburg		1			1
ADVENTHEALTH MEDICAL GROUP ADULT AND SENIOR HEALTH			1	100%	1
KEY BISCAYNE PEDIATRIC ASSOCIATES INC			1	100%	1
FLORIDA CLINICAL LABORATORY INC DBA			1	100%	1
SONORAN DESERT PATHOLOGY			1	100%	1
SOPHIA MEDICAL ASSOCIATES, PC			1	100%	1
MEDEXPRESS-DOVER		1			1
CARENOW MIDTOWN			1	100%	1
HALIFAX HEALTH PRIMARY CARE			1	100%	1
MDS PHARMA SERVICES		1			1
HIGHLANDS CLINICAL LABORATORY			1	100%	1
SELECT SPECIALTY HOSPITAL - ORLANDO SOUTH			1	100%	1
CVS MA920POCT CLINTON		1			1
SANTA CLARA VALLEY MEDICAL CENTER			1	100%	1
WILLOWBROOKE COURT AT MATTHEWS GLEN		1			1
Walgreens #9890		1			1
PRIORITY CARE LLC			1	100%	1
HEALTH NETWORK			1	100%	1
WALGREENS # 12338		1			1
BREVARD COUNTY JAIL			1	100%	1
Ramsey Village		1			1
BROOKDALE FORT WALTON BEACH			1	100%	1
Kroger 368 - The Little Clinic Frankfort West		1			1
Victory Health and Rehabilitation			1	100%	1
IRA FIALKO DO			1	100%	1
MAINE HEALTH AND ENVIRONMENTAL TESTING LABORATORY			1	100%	1
PEDIATRIC ASSOCIATES - JACKSONVILLE			1	100%	1
PPD CLINICAL RESEARCH UNIT			1	100%	1
SARASOTA MEMORIAL HOSPITAL		1			1
BAPTIST HEALTH MEDICAL PLAZA			1	100%	1
SAINT JOSEPH'S HOSPITAL AND MEDICAL CENTER		1			1
BLOSSOMS ASSISTED LIVING 1 LLC			1	100%	1
PRIME CARE FAMILY MEDICINE			1	100%	1
USC VERDUGO HILLS HOSPITAL			1	100%	1
Seal Rock Healthcare		1			1
MEDEXPRESS URGENT CARE - LINCOLN		1			1
USCG AIR STATION CLEARWATER CLINIC			1	100%	1
FASTMED URGENT CARE			1	100%	1

# COVID-19: testing by laboratory

Data through Mar 3, 2021 verified as of Mar 4, 2021 at 09:25 AM

Data in this report are provisional and subject to change.

The numbers in the table below represent the number of Florida and non-Florida residents for whom test results were received by the Department of Health. A person can be tested by more than one laboratory and can have both positive and negative results. **Therefore, the sum of the numbers in each column will be larger than the total number of people tested.**

Reporting lab	Inconclusive	Negative	Positive	Percent positive	Total
ANMED HEALTH MEDICAL CENTER			1	100%	1
DIXIE REGIONAL MEDICAL CENTER			1	100%	1
MAYO MEDICAL LABORATORIES			1	100%	1
ALLIED PHYSICIANS GROUP		1			1
MIDWAY SPECIALTY CARE CENTER INC		1			1
VITAL CARE			1	100%	1
SPECIALTY DRUG TESTING			1	100%	1
FLORIDA HOSPITAL ORMOND BEACH			1	100%	1
SUMMER PLACE NURSING & REHABILITATION		1			1
NORTH CAROLINA STATE LABORATORY OF PUBLIC HEALTH, SPECTRUM LAB NETWORK			1	100%	1
Heritage of Red Cloud		1			1
ROSLYN INTERNAL MEDICINE		1			1
SPORTS MEDICINE CLINIC - U OF WYOMING			1	100%	1
Maple Lane Nursing Home		1			1
LAB TEST KENDALL LLC		1			1
ORDRS, INC.			1	100%	1
Life Care Center of Paradise Valley		1			1
Senatobia Healthcare & Rehab		1			1
Eagle Point Health Care Center		1			1
CVS AZ5477POCT SURPRISE		1			1
GSM OCED Subsection			1	100%	1
LAKE VIEW COURT		1			1
ROYAL PALM PEDIATRICS			1	100%	1
TMH PHYSICIAN PARTNERS WAKULLA			1	100%	1
ASHLEY CLINICAL DIAGNOSTIC LABORATORY			1	100%	1
PENNY PEDIATRICS		1			1
FAMILY MEDICAL CENTERS			1	100%	1
SILVER SPRINGS SHORES DIALYSIS			1	100%	1
MEDSTAR HEALTH URGENT CARE			1	100%	1
MEDICAL ASSOCIATES OF CARTER		1			1
BRUNSWICK HEALTH AND REHABILITATION CE		1			1
LAMARQUE DIALYSIS			1	100%	1
MINUTE CLINIC LLC #1909		1			1
MEDEXPRESS URGENT CARE-BRENTWOOD		1			1
Springdale Village		1			1
LIBERTY COMMONS NURSING AND REHABILITA		1			1
Kroger - KRO01100688			1	100%	1
CVS OH4359POCT HUDSON		1			1
TEXAS HEALTH HARRIS METHODIST HOSPITAL			1	100%	1
PENSACOLA PATHOLOGY		1			1
ARISTACARE AT MANCHESTER		1			1
GALVESTON COUNTY HEALTH DISTRICT			1	100%	1
CVS NC2749POCT CONCORD		1			1
Orchid Cove at Naples			1	100%	1
PAMC MICRO LAB			1	100%	1
METROWEST MEDICAL CENTER - FRAMINGHAM			1	100%	1

# COVID-19: testing by laboratory

Data through Mar 3, 2021 verified as of Mar 4, 2021 at 09:25 AM

Data in this report are provisional and subject to change.

The numbers in the table below represent the number of Florida and non-Florida residents for whom test results were received by the Department of Health. A person can be tested by more than one laboratory and can have both positive and negative results. **Therefore, the sum of the numbers in each column will be larger than the total number of people tested.**

Reporting lab	Inconclusive	Negative	Positive	Percent positive	Total
Glenburn Home		1			1
FLAGLER MEDICAL ASSOCIATES PA			1	100%	1
SANTA MONICA CA-UCLA MC			1	100%	1
CHILDRENS SPECIALIST PEDIATRIC PULMMOLOGY &			1	100%	1
MEDCOR INC			1	100%	1
BATESVILLE - SHERWOOD URGENT CARE			1	100%	1
CMC MERCY LABORATORY			1	100%	1
LANGLADE			1	100%	1
EUGENE T FINAN, MD			1	100%	1
MOBILE MEDICAL CLINIC			1	100%	1
Smg At Bridgewater Family Medicine		1			1
FLORIDA HOSPITAL TRANSPLANT CENTER		1			1
PROGRESSIVE URGENT CARE, PC			1	100%	1
MID FLORIDA DERMATOLOGY ASSOCIATES PA			1	100%	1
Henry County Health and Rehabilitation		1			1
PEDIATRIC PARTNERS ZEPHYRHILLS			1	100%	1
TOXUSALABS DBA CONNECTDX LABS		1			1
Woodstock Nursing and Rehabilitation Center		1			1
HOUSTON MEDICAL CENTER			1	100%	1
Washington County Nursing H0me			1	100%	1
ST JOSEPHS CHILDRENS HOSPITAL PEDI TRANSPORT			1	100%	1
Lopatcong Center		1			1
Trucare Living Centers - Columbus		1			1
WALGREENS #5130			1	100%	1
AFC/DOCTORS EXPRESS NORTH BERGEN		1			1
HIGH DESERT COURT GROUP HOME			1	100%	1
GWINNETT MEDICAL CENTER			1	100%	1
Eddy Memorial Geriatric Center		1			1
MIAMI-DADE COUNTY HEALTH DEPT.		1			1
CVS CA9497POCT IRVINE		1			1
DAVENPORT PEDIATRICS CLERMONT			1	100%	1
ONPOINT URGENT CARE			1	100%	1
MALUHIA		1			1
DEERFIELD BEACH REHABILITATION AND NURSING			1	100%	1
BAPTIST HOSPITAL EAST			1	100%	1
Kroger 699 - The Little Clinic Smyrna		1			1
REELFOOT FAMILY WALK-IN CLINIC		1			1
CVS PA371POCT PHILADELPHIA		1			1
CVS OH2540POCT HILLIARD		1			1
SMA BEHAVIORAL HEALTH SERVICES INC		1			1
MYLAN-SOUTH POINT PA		1			1
ADVANCE HEALTH AND WELLNESS SOLUTIONS			1	100%	1
Garden Villa Bedford		1			1
GOOD SAMARITAN SOCIETY - DE SMET		1			1
Birmingham Nursing and Rehabilitation East LLC		1			1
SIMPLY HEALTHCARE AND WELLNESS CLINIC, PC			1	100%	1

# COVID-19: testing by laboratory

Data through Mar 3, 2021 verified as of Mar 4, 2021 at 09:25 AM

Data in this report are provisional and subject to change.

The numbers in the table below represent the number of Florida and non-Florida residents for whom test results were received by the Department of Health. A person can be tested by more than one laboratory and can have both positive and negative results. **Therefore, the sum of the numbers in each column will be larger than the total number of people tested.**

Reporting lab	Inconclusive	Negative	Positive	Percent positive	Total
DELAWARE DEPARTMENT OF HEATH			1	100%	1
GENESSEE COUNTY HEALTH DEPARTMENT		1			1
15 TO KNOW			1	100%	1
PEDIATRIC ASSOCIATES OF ORLANDO			1	100%	1
CVS IN6555POCT BROWNSBURG		1			1
Kroger 407 - The Little Clinic Lexington		1			1
MY INSTADOC - HOWELL URGENT CARE		1			1
1ST MED DOTHAN			1	100%	1
WEST BOCA MEDICAL CENTER			1	100%	1
CVS MA299POCT WORCESTER		1			1
CHIEFLAND MEDICAL CENTER LLC			1	100%	1
UNIVERSITY PLACE NURSING CENTER		1			1
THE DOCTOR'S OFFICE OF WEST CALDWELL		1			1
Cornerstone at the Ranch		1			1
PANCARE HEALTH - BRUCE			1	100%	1
KANA MEDICAL			1	100%	1
Kroger 629 - The Little Clinic Cartersville, GA Hwy 41		1			1
PROVIDENCE ST. PATRICK HOSPITAL			1	100%	1
CARDIOLOGY AND FITNESS MEDICINE		1			1
ERIE COUNTY EMERGENCY SERVICES DIV OF		1			1
ELEMENTS PHARMACY			1	100%	1
ALL PEDIATRIC CARE PA			1	100%	1
FREDERICK AVENUE GROUP HOME		1			1
HOLMES FAMILY PRACTICE PA			1	100%	1
ELITE MEDICAL LABORATORY SOLUTIONS LLC			1	100%	1
MEDCARE-GARNERS FERRY			1	100%	1
PASTEUR MEDICAL CENTER LLC		1			1
SPECTRUM LUDINGTON			1	100%	1
CLINICAL PATHOLOGY LABORATORIES SOUTHEAST INC			1	100%	1
YOUR HEALTH PEDIATRICS INC			1	100%	1
ORMC-ARDEN/EOI			1	100%	1
DOCTORS MEMORIAL HOSP HOME HEALTH CARE		1			1
BAPTIST HEALTH PRIMARY CARE AT CUTLER BAY			1	100%	1
KIDS CARE PEDIATRICS PA			1	100%	1
MID-FLORIDA PATHOLOGY LLC		1			1
CARSON NURSING AND REHABILITATION CENTER		1			1
LABTOX LABORATORIES			1	100%	1
ENCOMPASS HEALTH REHABILITATION HOSPITAL OF MIAMI			1	100%	1
Kroger 016 - The Little Clinic Centennial		1			1
BRIAN C GRINER MD LLC			1	100%	1
GENESIS HEALTH SYSTEM			1	100%	1
WORKFORCE HEALTH DEPARTMENT			1	100%	1
RIVERTON CBOC			1	100%	1
Sunnybrook Rehabilitation Center			1	100%	1
FLAGLER PROFESSIONAL HEALTH CARE SERVICES INC		1			1
PSL JAX BEACH OPERATIONS LLC			1	100%	1

# COVID-19: testing by laboratory

Data through Mar 3, 2021 verified as of Mar 4, 2021 at 09:25 AM

Data in this report are provisional and subject to change.

The numbers in the table below represent the number of Florida and non-Florida residents for whom test results were received by the Department of Health. A person can be tested by more than one laboratory and can have both positive and negative results. **Therefore, the sum of the numbers in each column will be larger than the total number of people tested.**

Reporting lab	Inconclusive	Negative	Positive	Percent positive	Total
FIVE STAR PREMIER RESIDENCES OF POMPANO BEACH			1	100%	1
FLAGLER COUNTY BOARD OF COUNTY COMMISSIONERS			1	100%	1
HCA HOUSTON ER 24/7			1	100%	1
HATLEY HEALTH CARE, INC		1			1
ABBOTT LABORATORIES - OCCUPATIONAL HEALTH SERVICES			1	100%	1
WAKE FOREST MEDICAL CENTER LABORATORY			1	100%	1
GADSDEN FAMILY PRACTICE		1			1
MD NOW MEDICAL CENTERS, INC			1	100%	1
GAMMA HEALTHCARE, INC		1			1
BAPTIST HEALTH EXPRESS CARE			1	100%	1
RIVERSIDE MEDICAL CENTER		1			1
FRESENIUS KIDNEY CARE FORT WALTON BEACH			1	100%	1
LOGAN COUNTY HOSPITAL			1	100%	1
Heartland of Perrysburg		1			1
NABI		1			1
MCR HEALTH MEDICAL EXPRESS			1	100%	1
CONNECTICUT PEDIATRICS @ CHC		1			1
STAMFORD HOSPITAL			1	100%	1
CVS NM7242POCT ALBUQUERQUE		1			1
Remarkable Healthcare Dallas			1	100%	1
EILEEN TURBESSI MD PA		1			1
A G RHODES HOME AT WESLEY WOODS		1			1
INNOVATIVE HEALTH DIAGNOSTIC OF CALIFORNIA			1	100%	1
INDIANA STATE DEPARTMENT OF HEALTH CLINIC MICROBIOLOGY		1			1
COSTCO PHARMACY #1023			1	100%	1
C A R E S		1			1
FAIRVIEW HOSPITAL			1	100%	1
MINUTE CLINIC DIAGNOSTIC MED GRP OF CA		1			1
NCH HEALTHCARE CREEKSIDE ENDOSCOPY			1	100%	1
AESTHETIC PHYSICIANS PC			1	100%	1
MEDICAL LIFE-INC GUIDEWELL EMERGENCY MEDICINE			1	100%	1
Kroger 682 - The Little Clinic Combs and Gantzel		1			1
COASTAL PEDIATRICS LLC			1	100%	1
LANGLEY DIALYSIS			1	100%	1
THE MEDICAL CENTER			1	100%	1
STEWARD FLORIDA ALF, INC			1	100%	1
CVS GA5622POCT DALLAS		1			1
ATLANTIC DIAGNOSTICS			1	100%	1
WY RETIREMENT CENTER		1			1
ManorCare Yeadon		1			1
NEMOURS CHILDREN'S PRIMARY CARE			1	100%	1
CUSTOM SCRIPTS PHARMACY		1			1
SIGNATURE CARE COLLEGE STATION			1	100%	1
White Oak Manor - Rock Hill		1			1
PUBLIC HEALTH LABORATORIES			1	100%	1
SUN CITY DIAGNOSTIC CENTER			1	100%	1

# COVID-19: testing by laboratory

Data through Mar 3, 2021 verified as of Mar 4, 2021 at 09:25 AM

Data in this report are provisional and subject to change.

The numbers in the table below represent the number of Florida and non-Florida residents for whom test results were received by the Department of Health. A person can be tested by more than one laboratory and can have both positive and negative results. **Therefore, the sum of the numbers in each column will be larger than the total number of people tested.**

Reporting lab	Inconclusive	Negative	Positive	Percent positive	Total
WELLINGTON WEST 100176			1	100%	1
TWIN			1	100%	1
BROOKDALE AVONDALE (BU 04360)			1	100%	1
Kroger - KRO03400316			1	100%	1
HEALTHCARE AND REHAB OF SANFORD			1	100%	1
AFTER HOURS CLINIC			1	100%	1
GREYSTONE HOME HEALTH OF GREATER ORLANDO LLC		1			1
BASCOM PALMER-MICRO LAB			1	100%	1
Cerenity Senior Care-White Bear Lake		1			1
DEVITA		1			1
KENT		1			1
Metairie Healthcare Center			1	100%	1
ST JOHNS MEDICAL CENTER		1			1
SCRIPTS PLUS INC DBA THE MEDICINE SHOP		1			1
Ashland Place Health and Rehabilitation, LLC		1			1
PARK AVENUE DERMATOLOGY NORTH			1	100%	1
BAXTER REGIONAL MEDICAL CENTER			1	100%	1
HSRE-ASL CASSELBERRY TRS, LLC			1	100%	1
INTERIM HEALTHCARE OF PALM COAST			1	100%	1
TITUS REGIONAL MEDICAL CENTER			1	100%	1
GULF COUNTY HEALTH DEPARTMENT			1	100%	1
HOWELL BRANCH COURT			1	100%	1
MERRILL GARDENS AT CHAMPIONSGATE			1	100%	1
COMMUNITY MEDICAL CARE			1	100%	1
KROGER 785 - THE LITTLE CLINIC DIXIE HWY		1			1
SHANDS JACKSONVILLE CLINICAL CENTER			1	100%	1
CARENOW URGENT CARE-HENDERSONVILLE		1			1
EMORY CRAWFORD LONG HOSPITAL			1	100%	1
SKY LAKES MEDICAL CENTER		1			1
St. Catherine's manor of Findlay		1			1
CLUB HEALTH AND REHABILITATION CENTER, THE		1			1
FAMILY PHYSICIANS OF WINTER PARK, INC			1	100%	1
SHAW MEDICAL GROUP LLC			1	100%	1
ADVENTHEALTH CENTRA CARE POINCIANA			1	100%	1
ATHENS LIMESTONE HOSPITAL		1			1
TEVAPHARM			1	100%	1
COMMUNITY MEDICAL CENTER-ORANGE CITY		1			1
MEDICAL EXAMINERS OFFICE, LEESBURG			1	100%	1
RABI SINHA, MD		1			1
HOLSTON MEDICAL GROUP		1			1
JUP Serology SubSection			1	100%	1
Glen Oaks Health and REhabilitation		1			1
SUNCOAST PRIMARY CARE LLC			1	100%	1
New York Harbor Harbor HCS - Brooklyn Campus		1			1
SYNAPSE ANALYTICAL LABS		1			1
ALL PRO ORTHOPEDICS & SPORTS MEDICINE, PA			1	100%	1

# COVID-19: testing by laboratory

Data through Mar 3, 2021 verified as of Mar 4, 2021 at 09:25 AM

Data in this report are provisional and subject to change.

The numbers in the table below represent the number of Florida and non-Florida residents for whom test results were received by the Department of Health. A person can be tested by more than one laboratory and can have both positive and negative results. **Therefore, the sum of the numbers in each column will be larger than the total number of people tested.**

Reporting lab	Inconclusive	Negative	Positive	Percent positive	Total
EXACCARE KINGSTON, LLC			1	100%	1
ATHENS MEDICAL CENTER			1	100%	1
TREASURE ISLE LLC		1			1
Kroger 683 - The Little Clinic Foothills Plaza		1			1
Kroger 588 - The Little Clinic Thompsons Station		1			1
Schenectady Center for Rehabilitation & Nursing		1			1
MINUTECLINIC DIAGNOSTIC OF KANSAS, PC		1			1
NULL			1	100%	1
LIFESTREAM BEHAVIORAL CENTER INC			1	100%	1
ARNOLD PALMER HOSPITAL LAB POCT		1			1
EAST TENNESSEE STATE UNIVERSITY		1			1
ST ANTHONY'S PINELLAS CARE CLINIC			1	100%	1
CVS NV9586POCT RENO		1			1
LAKE MARY DIALYSIS			1	100%	1
QUALITY LAB			1	100%	1
CVS TN6414POCT SMYRNA		1			1
RENE F CEDENO DMD PA		1			1
PATHOLOGYT & LAB MEDICINE SERVICES			1	100%	1
CULVER CITY URGENT CARE			1	100%	1
SPRINGFIELD HOSPITAL			1	100%	1
ST. VINCENT HOSPITAL			1	100%	1
HIGHLAND LABORATORY			1	100%	1
THE HOSPITALS OF PROVIDENCE EMERGENCY ROOM			1	100%	1
CEPERO PEDIATRICS PA			1	100%	1
CIRRUS DX			1	100%	1
ADVANCED MEDICAL LABORATORIES (AML)			1	100%	1
Kroger 909 - The Little Clinic Hamilton			1	100%	1
NORTHEAST GEORGIA HEALTH SYSTEM			1	100%	1
BIOLOGICAL AND CHEMICAL EMERGENCIES LABORATORY			1	100%	1
Country View of Sunbury			1	100%	1
Waters of Covington		1			1
TREASURE COAST MEDICAL CONCIERGE LLC			1	100%	1
PHOEBE PRIMARY CARE CAMILLA			1	100%	1
PALM BEACH COUNTY SHERIFF OFFICE			1	100%	1
BRIGHAM YOUNG UNIV STUDENT HEALTH CTR			1	100%	1
Highland Ave. Eye Clinic		1			1
HOCHBERG LOWER SCHOOL		1			1
MID-SOUTH URGENT CARE, PLLC			1	100%	1
ST. MICHAEL'S ELITE HOSPITAL			1	100%	1
DOCTORS HOSPITAL OF LAREDO			1	100%	1
EMERALD HEALTH CARE		1			1
INDIAN RIDGE		1			1
GOLDING-GRANADO MEDICAL ASSOCIATES		1			1
MOSOLF PEDIATRICS PA			1	100%	1
PHYSICIANS IMMEDIATE CARE			1	100%	1
UNIVERSITY OF MARYLAND PATHOLOGY ASSOCIATES			1	100%	1

# COVID-19: testing by laboratory

Data through Mar 3, 2021 verified as of Mar 4, 2021 at 09:25 AM

Data in this report are provisional and subject to change.

The numbers in the table below represent the number of Florida and non-Florida residents for whom test results were received by the Department of Health. A person can be tested by more than one laboratory and can have both positive and negative results. **Therefore, the sum of the numbers in each column will be larger than the total number of people tested.**

Reporting lab	Inconclusive	Negative	Positive	Percent positive	Total
LAKE REGIONAL HEALTH			1	100%	1
Jersey City Medical Center		1			1
FLORHAM PARK ENDOSCOPY CENTER		1			1
WILMINGTON NURSING AND REHAB			1	100%	1
CHATSWORTH ASSISTED LIVING COMMUNITY AT PGA NATIONAL			1	100%	1
HEALTH FIRST HOME CARE		1			1
MINUTE CLINIC DIAGNOSTICS OF IN, LLC #6252		1			1
Caldwell Care		1			1
The Carrington		1			1
UT HEALTH RGV CLINICAL LABORATORY			1	100%	1
BOCA GENERAL AND FAMILY MEDICINE		1			1
CLINICAL CARE, INC			1	100%	1
PORTAGE MEDICAL CENTER			1	100%	1
LAB PLUS, LLC AT ASCENSION SAINT THOMA		1			1
LEHIGH REGIONAL WOUND CENTER			1	100%	1
FAIRFIELD MEDICAL CENTER			1	100%	1
POUDRE VALLEY HOSPITAL			1	100%	1
RIDGE OPTUM FLORIDA			1	100%	1
THE LITTLE CLINIC, LLC			1	100%	1
COASTAL ER IX, PHYSICIANS PREMIER			1	100%	1
WALGREENS #10854		1			1
LUMICO LIFE INSURANCE COMPANY		1			1
WESTOX LABS		1			1
Kroger 670 - The Little Clinic Powell		1			1
EXPRESS PHARMACY INC		1			1
CLERMONT HEALTH DEPARTMENT			1	100%	1
EXPRESS CARE OF OCALA			1	100%	1
Walgreens #3049		1			1
SARHA DOCTORS CENTER			1	100%	1
Signature Healthcare of Georgetown		1			1
BLESSINGS MEDICAL CLINIC, THE			1	100%	1
PARK AVENUE PEDIATRICS PC		1			1
BL DIAGNOSTICS LLC			1	100%	1
CVS CA9823POCT SACRAMENTO		1			1
OHIO VALLEY MANOR NURSING &		1			1
Village Crest Center for Health & Rehabilitation		1			1
ARLINGTON ADULT RESIDENTIAL FACILITY, INC			1	100%	1
OMNI HEALTHCARE URGENT CARE			1	100%	1
URGENT CARE OF FORT LAUDERDALE INC			1	100%	1
ELAN MANATEE			1	100%	1
SOMA MEDICAL CENTER PA #2 OAKLAND			1	100%	1
CVS KS8573POCT OVERLAND PARK		1			1
SANTA BARABARA ALF LLC (THE WINDSOR)			1	100%	1
RM PHARMACY SERVICES INC		1			1
Florida Baptist Retirement Center		1			1
CVS AZ7841POCT TUCSON		1			1

# COVID-19: testing by laboratory

Data through Mar 3, 2021 verified as of Mar 4, 2021 at 09:25 AM

Data in this report are provisional and subject to change.

The numbers in the table below represent the number of Florida and non-Florida residents for whom test results were received by the Department of Health. A person can be tested by more than one laboratory and can have both positive and negative results. **Therefore, the sum of the numbers in each column will be larger than the total number of people tested.**

Reporting lab	Inconclusive	Negative	Positive	Percent positive	Total
CVS MINUTE CLINIC #5836		1			1
MOUNT SINAI MEDICAL CENTER AVENTURA ER			1	100%	1
CURELOGICS WOUND CARE & HYPERBARIC CENTER		1			1
NONA MEDICAL ARTS		1			1
FLORIDA HOSPITAL LAB			1	100%	1
FRONT PORCH PEDIATRICS PLLC			1	100%	1
IMA MEDICAL CENTER OF OVIEDO			1	100%	1
Chestnut Ridge Nursing & Rehab		1			1
EAGLE COUNTY HEALTH AND HUMAN SERVICES			1	100%	1
CONVENIENT MEDICAL AND HEALTH SERVICES			1	100%	1
MORNINGSIDE NURSING AND REHABILITATION		1			1
St. Anne Home		1			1
CVS AZ9277POCT TUCSON		1			1
CVS KS8601POCT OVERLAND PARK			1	100%	1
ST JOHNS EPISCOPAL HOSPITAL SOUTH SHORE		1			1
Brookcrest Nursing Home		1			1
Ash Flat Healthcare and Rehabilitation Center			1	100%	1
BAYFRONT HEAL WOUND CARE AND HYPERBARIC CENTER			1	100%	1
PEACHEALTH LABORATORIES		1			1
ARTESIAN HOME		1			1
CARESPOT - OCOEE			1	100%	1
MEDPOST - NORTH DALLAS			1	100%	1
LOUIS A JOHNSON VAMC		1			1
Kroger 717 - The Little Clinic Dolphin Drive			1	100%	1
CVS CA9803POCT RIVERSIDE		1			1
Mary Anna Nursing Home		1			1
PANCARE HEALTH - CARR ELEM & MIDDLE SCHOOL			1	100%	1
THE CENTER FOR DISCOVERY		1			1
CENTRAL FLORIDA INTERNAL OCCUPATIONAL AND		1			1
MARYLAND DEPARTMENT OF HEALTH AND MENTAL HYGIENE			1	100%	1
JUPITER MEDICAL CENTER INC			1	100%	1
SHARON REGIONAL MEDICAL CENTER			1	100%	1
DIGNITY HEALING LLC			1	100%	1
ROAN MOUNTAIN MEDICAL CENTER			1	100%	1
MT CARMEL NURSING HOME		1			1
E-LAB OF FLORIDA			1	100%	1
MEMORIAL HERMANN SOUTHWEST HOSPITAL			1	100%	1
Aspire Physical Recovery Center at Cahaba River		1			1
HEALTH FIRST MEDICAL GROUP LLC			1	100%	1
THE CHILDREN'S HOSPITAL OF PHILADELPHIA		1			1
HIDALGO FAMILY CLINIC			1	100%	1
ADVENT HEALTH - OWASA			1	100%	1
Tremont Health & Rehabilitation Center		1			1
CVS TX7675POCT RED OAK			1	100%	1
BEVERLY ADVANCED PRACTICE NURSING		1			1
NORTH SHORE HEMATOLOGY-ONCOLOGY ASSOCI		1			1

# COVID-19: testing by laboratory

Data through Mar 3, 2021 verified as of Mar 4, 2021 at 09:25 AM

Data in this report are provisional and subject to change.

The numbers in the table below represent the number of Florida and non-Florida residents for whom test results were received by the Department of Health. A person can be tested by more than one laboratory and can have both positive and negative results. **Therefore, the sum of the numbers in each column will be larger than the total number of people tested.**

Reporting lab	Inconclusive	Negative	Positive	Percent positive	Total
LAB PLUS, LLC			1	100%	1
MERCY – NORTH IOWA			1	100%	1
VA ST LOUIS HEALTH CARE SYSTEM			1	100%	1
SUNCOAST RESEARCH GROUP LLC			1	100%	1
MEDCARE QUALITY MEDICAL CENTER LLC			1	100%	1
Lemont Nursing and Rehab Center			1	100%	1
SUNCOAST BEHAVIORAL HEALTH CENTER			1	100%	1
SANFORD HOME		1			1
TARRANT MEDICAL ASSOCIATES			1	100%	1
SIPERSTEIN DERMATOLOGY LLC			1	100%	1
PEDIATRIC ASSOCIATES - DORAL			1	100%	1
CVS OK6225POCT EDMOND		1			1
CVS TX8322POCT AUSTIN		1			1
SYNERGY DIALYSIS INC			1	100%	1
CARENOW-MONTGOMERY			1	100%	1
Livingston County Center for Nursing and Rehabilitation		1			1
ROSE HAVEN NURSING CENTER		1			1
MEDAC AT PORTERS NECK			1	100%	1
EMPLOYEE WELLNESS PA			1	100%	1
WELLMED AT LINEBAUGH AVE			1	100%	1
RESIDENCES AT MIAMI / REIGN GARDENS LLC, THE			1	100%	1
NORTH FL SOUTH GA HCS-LAKE CITY			1	100%	1
QHG OF ENTERPRISE INC (DBA MEDICAL CTR		1			1
Orange City Nursing and Rehab Center			1	100%	1
Kroger - KR070300083			1	100%	1
SPINE & PAIN CONSULTANT PLLC		1			1
Juniper Village at Bucks County		1			1
DOCTORS CARE - AIKEN MALL			1	100%	1
HORIZON MEDICAL CENTER			1	100%	1
WAKULLA URGENT CARE & DIAGNOSTIC			1	100%	1
PALMETTO CHARTER SCHOOL		1			1
DILELLA			1	100%	1
AMERICAN FAMILY CARE URGENT CARE		1			1
SKYRIDGE CLINICAL ASSOCIATES		1			1
FLORIDA MEDICAL CLINIC PA GI			1	100%	1
DEL PRADO MEDICAL CENTER, INC		1			1
AAA MEDICAL TESTING			1	100%	1
WELLSTAR COBB HOSPITAL			1	100%	1
ALAFAYA WOODS FAMILY MEDICAL CENTER		1			1
NULEASE MEDICAL SOLUTIONS			1	100%	1
BOCA RATON REGIONAL HOSPITAL		1			1
FAMILY PRACTICE ASSOCIATES		1			1
Waycross Health and Rehabilitation		1			1
VELOCITY URGENT CARE - LITTLE CREEK			1	100%	1
WEILL CORNELL MEDICAL ASSOCIATES - EAST SIDE		1			1
KINGWOOD EMERGENCY HOSPITAL			1	100%	1

# COVID-19: testing by laboratory

Data through Mar 3, 2021 verified as of Mar 4, 2021 at 09:25 AM

Data in this report are provisional and subject to change.

The numbers in the table below represent the number of Florida and non-Florida residents for whom test results were received by the Department of Health. A person can be tested by more than one laboratory and can have both positive and negative results. **Therefore, the sum of the numbers in each column will be larger than the total number of people tested.**

Reporting lab	Inconclusive	Negative	Positive	Percent positive	Total
HACKENSACK UNIVERSITY MEDICAL CENTER		1			1
DE TAR HOSPITAL			1	100%	1
Grand Junction VAMC		1			1
ADVENTHEALTH MEDICAL GROUP COMMUNITY MEDICINE			1	100%	1
SCHUYLER HOSPITAL		1			1
UMMC MIDTOWN CAMPUS			1	100%	1
NORTHWEST TEXAS HEALTHCARE SYSTEM, INC			1	100%	1
HABANA HEALTH CARE CENTER			1	100%	1
WESLEY MEDICAL CENTER			1	100%	1
PHYSICIAN ASSOCIATES, LLC			1	100%	1
WINCHESTER URGENT CARE, PC		1			1
RAYMOND F CARON MD			1	100%	1
Vista Park			1	100%	1
Piqua Manor		1			1
PALMETTO PRIMARY CARE PHYSICIANS			1	100%	1
CHILDREN'S NATIONAL MEDICAL CENTER			1	100%	1
MICROBIOLOGY DEPARTMENT			1	100%	1
CONSOLIDATED			1	100%	1
NEMOURS CHILDREN'S PRIMARY CARE			1	100%	1
Oakmont of Katy Nursing and Rehabilitation		1			1
ALLIED PEDIATRICS & FAMILY MEDICINE			1	100%	1
PCR DIAGNOSTICS			1	100%	1
DORAL KIDNEY CENTER			1	100%	1
CHP COVID-19 (TX)			1	100%	1
COLLINS NURSING HOME		1			1
PALM COTTAGE OPERATOR LLC			1	100%	1
INTEAM HEALTH, INC.			1	100%	1
HENRY FORD WEST BLOOMFIELD HOSPITAL			1	100%	1
FAIRVIEW SOUTHDALE			1	100%	1
OXY-GENLAB			1	100%	1
WALGREENS #06025		1			1
Walgreens #11724		1			1
UNIVERSITY OF NORTH CAROLINA HOSPITALS			1	100%	1
GIBSON AREA PRIMARY CARE			1	100%	1
Diversicare of Smyrna		1			1
URGENT CARE OF COASTAL GEORGIA			1	100%	1
VA OPTOMETRY CLINIC			1	100%	1
PEDIATRIC PARTNERS			1	100%	1
BAYSHORE DIALYSIS			1	100%	1
Elm Crest Senior Living Community		1			1
Kroger 444 - The Little Clinic Dent		1			1
CACERES SPECIALIZED GYNECOLOGY		1			1
CAH ACQUISITION COMPANY 11 LLC			1	100%	1
CVS NH1004POCT SALEM			1	100%	1
ESOTERIC LAB			1	100%	1
CARESPOT - LEE VISTA			1	100%	1

# COVID-19: testing by laboratory

Data through Mar 3, 2021 verified as of Mar 4, 2021 at 09:25 AM

Data in this report are provisional and subject to change.

The numbers in the table below represent the number of Florida and non-Florida residents for whom test results were received by the Department of Health. A person can be tested by more than one laboratory and can have both positive and negative results. **Therefore, the sum of the numbers in each column will be larger than the total number of people tested.**

Reporting lab	Inconclusive	Negative	Positive	Percent positive	Total
RURAL/METRO MIDSOUTH,		1			1
CAROLINAS HEALTHCARE SYSTEM LAB			1	100%	1
INHEALTH LIFE SCIENCES LLC			1	100%	1
KIDSVILLE PEDIATRICS III PA			1	100%	1
WELLCARE URGENT CARE			1	100%	1
MEDICAL ASSOCIATES OF BREVARD LLC		1			1
THOMAS HOSPITAL			1	100%	1
LabCorp of America			1	100%	1
MEADOWS PARK HEALTH AND REHABILITATION		1			1
CVS NE5863POCT OMAHA		1			1
PM PEDIATRICS OF BAYSIDE PLLC - BELLER		1			1
CALIFORNIA PUBLIC HEALTH LABORATORY			1	100%	1
GREATER TAMPA AT HOME			1	100%	1
Sage Bluff Health & Rehabilitation Center		1			1
PUBLIX PHARMACY #0332		1			1
JP MORGAN CHASE HEALTH SERVICES			1	100%	1
VICTORIA PAIN AND REHABILITATION CENTER			1	100%	1
BRANDON OUTREACH CLINIC			1	100%	1
Hillside Rehab and Care Center			1	100%	1
TAMPA HEALTH CARE PROVIDERS PA		1			1
CARESPOT EXPRESS HEALTHCARE BOYNTON BEACH			1	100%	1
CVS SC2250POCT COLUMBIA		1			1
SISTERS MISSION			1	100%	1
CANDLER HOSPITAL			1	100%	1
MEDEXPRESS URGENT CARE - DANVILLE		1			1
JMJ FAMILY PRACTICE			1	100%	1
MEDCOR, INC			1	100%	1
HARDIN HEALTH INC		1			1
Walgreens #5065		1			1
PALMETTO BAY MEDICAL CENTER			1	100%	1
Strasburg Care Center		1			1
Florence Nursing and Rehabilitation Center		1			1
HENRY FORD HOSPITAL			1	100%	1
CLERMONT PEDIATRICS, PA			1	100%	1
HARRIS URGENT CARE CENTER			1	100%	1
THE HEART HOSPITAL BAYLOR PLANO			1	100%	1
NASON HOSPITAL			1	100%	1
BAYLOR SCOTT & WHITE MEDICAL SURGICAL CLINIC			1	100%	1
MEDEXPRESS URGENT CARE - CABOT			1	100%	1
MEDERI CARETENDERS VS OF SE FL LLC DBA			1	100%	1
UNIVERSITY OF SOUTH FLORIDA			1	100%	1
COLOMBO'S PHARMACY		1			1
PREMIER HEALTH CARE INC			1	100%	1
SJMC PHYSICIAN SERVICES			1	100%	1
MT SINA1 HOSPICE			1	100%	1
BAYMEADOWS PEDIATRIC CARE		1			1

# COVID-19: testing by laboratory

Data through Mar 3, 2021 verified as of Mar 4, 2021 at 09:25 AM

Data in this report are provisional and subject to change.

The numbers in the table below represent the number of Florida and non-Florida residents for whom test results were received by the Department of Health. A person can be tested by more than one laboratory and can have both positive and negative results. **Therefore, the sum of the numbers in each column will be larger than the total number of people tested.**

Reporting lab	Inconclusive	Negative	Positive	Percent positive	Total
SEWALLS POINT PHARMACY INC			1	100%	1
WOOD COUNTY HEALTH DEPARTMENT			1	100%	1
DEVLIN MANOR NURSING AND REHABILITATION		1			1
Valley View Health and Rehabilitation, LLC		1			1
TOMAH VAMC			1	100%	1
MEDEXPRESS URGENT CARE - BENTON		1			1
ST JOHNS PEDIATRICS PA		1			1
SOUTHEASTERN INTEGRATED MEDICAL PL			1	100%	1
TRIHEALTH			1	100%	1
Excel Care Center			1	100%	1
MINUTECLINIC DIAGNOSTICS OF OKLAHOMA		1			1
Alden North Shore			1	100%	1
WEST VIRGINIA LABORATORIES			1	100%	1
TRAFALGAR DIALYSIS			1	100%	1
MEDEXPRESS URGENT CARE - CONWAY		1			1
BICKERTON, DAWN		1			1
GOSHEN MEDICAL CENTER			1	100%	1
MEDEXPRESS URGENT CARE - RUSSELLVILLE, W MAIN ST		1			1
TANNER CLINIC			1	100%	1
WEST FLORIDA MEDICAL CENTER CLINIC			1	100%	1
ATRIA TAMARAC			1	100%	1
MERITUS MEDICAL CENTER			1	100%	1
INTERNAL MEDICINE EMILIA MURRAY MD PA		1			1
CVS AZ4795POCT MESA		1			1
LIFEGUARD AMBULANCE SERVICE LLC - BAY COUNTY			1	100%	1
BERKSHIRE MEDICAL CENTER			1	100%	1
ST MARY'S OF SAGINAW		1			1
Erie VAMC		1			1
OAKWOOD HOSPITAL - SOUTHSHORE			1	100%	1
LEE MEMORIAL HOSPITAL OUTPATIENT SURGERY CENTER			1	100%	1
MARTIN LUTHER KING RENAL INSTITUTE			1	100%	1
Kroger 532 - The Little Clinic Murfreesboro		1			1
MISSOURI DEPARTMENT OF HEALTH AND SENIOR SERVICES - STATE PH LAB		1			1
XSTREMEMD			1	100%	1
BORINQUEN HEALTH CENTER			1	100%	1
PALM BEACH DIGESTIVE ASSOCIATES			1	100%	1
SUNSHINE PEDIATRICS OF LUTz			1	100%	1
CLINICAL TRIALS OF TAMPA LLC		1			1
LAS PALMAS MEDICAL CENTER			1	100%	1
LYSTER MAIN LAB, FT RUCKER		1			1
RYE BEACH PHARMACY INC		1			1
BETHESDA HOSPITAL			1	100%	1
Towne Manor West		1			1
BELLMORE PEDIATRICS		1			1
BETHESDA DIALYSIS			1	100%	1
WALKIN MEDICAL URGENT CARE,NEW CITY			1	100%	1

# COVID-19: testing by laboratory

Data through Mar 3, 2021 verified as of Mar 4, 2021 at 09:25 AM

Data in this report are provisional and subject to change.

The numbers in the table below represent the number of Florida and non-Florida residents for whom test results were received by the Department of Health. A person can be tested by more than one laboratory and can have both positive and negative results. **Therefore, the sum of the numbers in each column will be larger than the total number of people tested.**

Reporting lab	Inconclusive	Negative	Positive	Percent positive	Total
PLEASANT RIDGE MANOR WEST		1			1
NEW YORK PRESBYTERIAN HOSPITAL			1	100%	1
PROMUS DIAGNOSTICS, LLC			1	100%	1
RED BUG LAKE ROAD OVIEDO COVID			1	100%	1
WEST FLORIDA MEDICAL ASSOCIATES			1	100%	1
FLORIDA DEPARTMENT OF HEALTH PALM BEACH COUNTY			1	100%	1
MINUTECLINIC # 21110			1	100%	1
STATE OF ALASKA			1	100%	1
DEPARTMENT OF HEALTH SERVICES			1	100%	1
JACK M MATHENY II MD			1	100%	1
BRIDGEWATER PARK ASSISTED LIVING LLC			1	100%	1
MID-FLORIDA CANCER CENTERS		1			1
NORTH FLORIDA FAMILY MEDICINE			1	100%	1
PINEVILLE PHARMACY			1	100%	1
PRINCIPLE DIAGNOSTICS LLC			1	100%	1
MEMORIAL HOSPITAL OF TAMPA			1	100%	1
Harris Hill Nursing Facility		1			1
VIRGINIA UROLOGY		1			1
BEST CARE COMMUNITY AND FAMILY HEALTH CENTER INC			1	100%	1
PM PEDIATRICS OF BAYSIDE, PLLC		1			1
SHP WESTCHESTER LLC		1			1
MCCALLIE SCHOOL-STUDENT HEALTH CENTER		1			1
DAUGHTERS OF SARAH NURSING CENTER		1			1
DIGNITY HEALTH GOHEALTH		1			1
BARRINGTON TERRACE NAPLES			1	100%	1
WATERS EDGE ELEMENTARY SCHOOL			1	100%	1
Long Beach Care Center			1	100%	1
APS-SUMMIT CARE PHARMACY, LLC DBA OMNICARE		1			1
CVS IL2798POCT CHICAGO			1	100%	1
ADVENTHEALTH PHYSICIAN GROUP - APPLEWOOD			1	100%	1
DIVERSICARE OF BIG SPRINGS		1			1
PEDIATRIC ASSOCIATES - MIAMI LAKES		1			1
UW MEDICINE CHU LAB			1	100%	1
UPSON REGIONAL MEDICAL CENTER			1	100%	1
WRIGHT PATTERSON AFB MEDICAL CENTER			1	100%	1
SOUTHERN FAMILY HEALTH			1	100%	1
WEST FLORIDA HOSPITAL LABORATORY			1	100%	1
INNOVATIVE CARE II LLC			1	100%	1
TERRELL URGENT CARE			1	100%	1
Rio Grande City Nursing and Rehab Center			1	100%	1
NORDX			1	100%	1
YOUR HEALTH PEDIATRICS			1	100%	1
HEART HOSPITAL OF LAFAYETTE: EMERGENCY ROOM			1	100%	1
FALKVILLE HEALTHCARE		1			1
CHIPLEY DIALYSIS			1	100%	1
WEST PENSACOLA DIALYSIS CENTER			1	100%	1

# COVID-19: testing by laboratory

Data through Mar 3, 2021 verified as of Mar 4, 2021 at 09:25 AM

Data in this report are provisional and subject to change.

The numbers in the table below represent the number of Florida and non-Florida residents for whom test results were received by the Department of Health. A person can be tested by more than one laboratory and can have both positive and negative results. **Therefore, the sum of the numbers in each column will be larger than the total number of people tested.**

Reporting lab	Inconclusive	Negative	Positive	Percent positive	Total
BAPTIST HEALTH PRIMARY CARE AT DORAL			1	100%	1
ATMORE COMMUNITY HOSPITAL			1	100%	1
TAMPA GENERAL MEDICAL GROUP LABORATORY HEALTHPARK			1	100%	1
bishop rehabilitation and nursing center		1			1
CVS AZ3749POCT GOODYEAR		1			1
HEALTHPLUS			1	100%	1
BRITTNEY WHELIHAN IRWIN ARNP LLC			1	100%	1
Virginia Gay Nursing and Rehab		1			1
WMC HEALTH GROUP OF KISSIMMEE LLC			1	100%	1
MID FLORIDA COMMUNITY SERVICES			1	100%	1
MARQUETTE GENERAL HOSPITAL			1	100%	1
ASSISTED LIVING AT TREZEVANT		1			1
CITRONELLE HEALTH AND REHABILITATION CENTER		1			1
Regency Square			1	100%	1
CVS NV5942POCT LAS VEGAS		1			1
DEVANSH LAB WORKS		1			1
FAMILY MEDICAL CLINIC KENDALL LLC			1	100%	1
AMERICAN LAB LLC		1			1
DIGESTIVE DISEASE CARE PC		1			1
Kroger 006 - The Little Clinic Uintah Gardens		1			1
HARDEE COUNTY FIRE RESCUE		1			1
Kroger 353 - The Little Clinic Harpers Point		1			1
Walgreens #12153		1			1
BLUFFTON HEALTH CENTER			1	100%	1
TAYLOR COUNTY HEALTH DEPARTMENT			1	100%	1
AMERICAN DRUG TESTING LAB LLC			1	100%	1
ANDREWS INSTITUTE AMBULATORY SURGERY CENTER		1			1
THE EMORY CLINIC			1	100%	1
Walgreens #5914		1			1
SMITH			1	100%	1
COURTLAND TERRACE		1			1
NFRC CLINICAL LAB			1	100%	1
DISCOVERY AT HOME, LLC			1	100%	1
Crestwood Nursing Center		1			1
REGIONAL MED CTR BAYONET POINT			1	100%	1
FLORIDA DEPARTMENT OF HEALTH IN CITRUS COUNTY		1			1
ANDERSON REGIONAL MEDICAL CENTER			1	100%	1
BAM INC		1			1
VERITAS GENETICS, INC.			1	100%	1
ISLANDS ASSISTED LIVING FACILITY,THE			1	100%	1
INHEALTH LIFE SCIENCES			1	100%	1
Kroger 929 - The Little Clinic Corryville		1			1
FIRST CARE OF GAINESVILLE			1	100%	1
LONG ISLAND MINIMALLY INVASIVE SURGERY		1			1
Fairview			1	100%	1
ALLIANCE LABORATORY SERVICES			1	100%	1

# COVID-19: testing by laboratory

Data through Mar 3, 2021 verified as of Mar 4, 2021 at 09:25 AM

Data in this report are provisional and subject to change.

The numbers in the table below represent the number of Florida and non-Florida residents for whom test results were received by the Department of Health. A person can be tested by more than one laboratory and can have both positive and negative results. **Therefore, the sum of the numbers in each column will be larger than the total number of people tested.**

Reporting lab	Inconclusive	Negative	Positive	Percent positive	Total
PRIMARY & URGENT CARE CENTERS			1	100%	1
APOLLOMDX LLC			1	100%	1
OPTUM OF HIALEAH		1			1
LAKE MARY OPTUM FLORIDA			1	100%	1
RANDOLPH COUNTY HEALTH & REHABILITATIO		1			1
HELIX BIOMEDICS LLC			1	100%	1
KNOX COMMUNITY HOSPITAL			1	100%	1
GARDENS PEDIATRICS LAB			1	100%	1
AMD			1	100%	1
PRIMEX CLINICAL LABORATORIES INC			1	100%	1
ST FRANCIS COLLEGE WELLNESS CENTER		1			1
EVEXIA DIAGNOSTICS			1	100%	1
ADVENTHEALTH IMAGING WINTERGARDEN		1			1
MARTINSVILLE HEALTH AND REHAB			1	100%	1
CVS NE8626POCT LINCOLN		1			1
FINLAY MEDICAL RESEARCH CORP			1	100%	1
Heartland Health Care Center Jacksonville			1	100%	1
MIAMI VASCULAR SURGERY			1	100%	1
INLET CONCIERGE MEDICINE			1	100%	1
WEST VIRGINIA UNIVERSITY HOSPITALS			1	100%	1
CORNERSTONE OF RECOVERY INC		1			1
MEDEXPRESS URGENT CARE - WAYNESBURG		1			1
MEDSTAR URGENT CARE, LLC			1	100%	1
Walgreens #10851		1			1
MEDEXPRESS URGENT CARE, EDWARDSVILLE		1			1
NORTHEAST BAPTIST HOSPITAL			1	100%	1
SPRING VALLEY HOSPITAL MEDICAL CENTER			1	100%	1
RCP OF MEMORIAL WEST			1	100%	1
COX HEALTH SOUTH LAB			1	100%	1
MARINA DEL REY HOSPITAL LAB			1	100%	1
IVY CREEK HEALTHCARE & WELLNESS CENTRE			1	100%	1
CVS MA957POCT WEST SPRINGFIELD		1			1
FORT LOUDOUN PRIMARY CARE		1			1
MEDEXPRESS URGENT CARE, MOSSIDE		1			1
TMH REHABILITATION CENTER		1			1
St Mary's d'Youville Pavilion		1			1
INTERMOUNTAIN HEALTHCARE LABORATORY SERVICES			1	100%	1
MEDIPLUS CLINIC, INC			1	100%	1
RICHMOND MEDICAL CENTER FOR WOMEN		1			1
PATIENT FIRST-GENERAL BOOTH			1	100%	1
PAUL C SCHWARTZ & MELVIN L WEIDMAN		1			1
Portsmouth Health and Rehab			1	100%	1
Kroger 519 - The Little Clinic Staples Mill Road		1			1
CONSULATE HEALTH CARE OF VERO BEACH			1	100%	1
NEMOURS CHILDRENS PRIMARY CARE CLERMONT			1	100%	1
THE MEDICAL CENTER AT BOWLING GREEN			1	100%	1

# COVID-19: testing by laboratory

Data through Mar 3, 2021 verified as of Mar 4, 2021 at 09:25 AM

Data in this report are provisional and subject to change.

The numbers in the table below represent the number of Florida and non-Florida residents for whom test results were received by the Department of Health. A person can be tested by more than one laboratory and can have both positive and negative results. **Therefore, the sum of the numbers in each column will be larger than the total number of people tested.**

Reporting lab	Inconclusive	Negative	Positive	Percent positive	Total
Grangeville Health and Rehab		1			1
TEXAS HEALTH ARLINGTON MEMORIAL HOSPITAL			1	100%	1
FLORIDA DIGESTIVE AND LIVER SPECIALISTS			1	100%	1
OMAHA VA MEDICAL CENTER			1	100%	1
PEDRO MENENDEZ HEALTH CENTER AT ST JOHNS			1	100%	1
TEXAS HEALTH ARLINGTON MEMORIAL		1			1
UNIVERSITY OF IOWA HOSPITALS & CLINICS			1	100%	1
MAYO CLINICAL LABORATORIES		1			1
MAYO CLINIC OUTPATIENT DIALYSIS CENTER			1	100%	1
RIVERVIEW HOSPITAL D/B/A UNIVERSITY		1			1
PERRY COUNTY NURSING HOME		1			1
OAK HAVEN REHAB AND NURSING CENTER			1	100%	1
PUBLIX PHARMACY #1114			1	100%	1
NEMOURS CHILDREN'S PRIMARY CARE, ST CLOUD			1	100%	1
TRINITY URGENT CARE		1			1
Kroger 350 - The Little Clinic New Cut Road		1			1
ULTIMATE KIDNEY CARE			1	100%	1
LABORATORY SERVICES SGHS - CAMDEN		1			1
Ideal Senior Living Center		1			1
CVS / PHARMACY #10794			1	100%	1
Willowbrooke Court at Normandy Farms Estates		1			1
BROCK HUGHES MEDICAL CENTER			1	100%	1
MCLEOD MEMORIAL HOSPITAL CLARENDON			1	100%	1
MEDTOWN PHARMACY			1	100%	1
OMC PRIMARY CARE - HOSPITAL CAMPUS			1	100%	1
C V S / PHARMACY #4396		1			1
SILVERMAN			1	100%	1
MOBILE INFIRMARY MEDICAL CENTER			1	100%	1
DORNOCH PLACE DEL PRADO		1			1
PLANT CITY FAMILY CARE		1			1
ASCARATE DIALYSIS			1	100%	1
INTEGRATED GENETICS SEQUENOM		1			1
URGENTMED PLANTATION			1	100%	1
KINGWOOD EMERGENCY CENTER			1	100%	1
SOMA MEDICAL CENTER PA #3 PALOMINO			1	100%	1
STEPHENS COUNTY HOSPITAL			1	100%	1
EXPRESS WALK IN MEDICAL CENTER			1	100%	1
Kroger - KRO70600172		1			1
ORANGE PEDIATRICS PA			1	100%	1
LEGACY SPECIALTY PHARMACY CORP			1	100%	1
BOCA CIEGA CENTER			1	100%	1
SYCAMORE MEDICAL CENTER-KETTERING HEALTH NETWORK			1	100%	1
OCCUPATIONAL HEALTH CENTER		1			1
MIDWEST COVENANT HOME, INC		1			1
PHYSICIANS URGENT CARE			1	100%	1
BRUSHY CREEK FAMILY HOSPITAL			1	100%	1

# COVID-19: testing by laboratory

Data through Mar 3, 2021 verified as of Mar 4, 2021 at 09:25 AM

Data in this report are provisional and subject to change.

The numbers in the table below represent the number of Florida and non-Florida residents for whom test results were received by the Department of Health. A person can be tested by more than one laboratory and can have both positive and negative results. **Therefore, the sum of the numbers in each column will be larger than the total number of people tested.**

Reporting lab	Inconclusive	Negative	Positive	Percent positive	Total
SUNCOAST FAMILY MEDICAL ASSOCIATES			1	100%	1
Autumn Care of Suffolk		1			1
BAYLOR SCOTT AND WHITE MEDICAL CENTER -CENTENNIAL			1	100%	1
UNITED HEALTHCARE			1	100%	1
RESTORE MEDICAL PARTNERS PLLC			1	100%	1
KIDSVILLE PEDIATRICS IV PA		1			1
CONCENTRA - TAMPA EAST		1			1
CROZER-CHESTER MEDICAL CENTER			1	100%	1
Kroger 97 - The Little Clinic Hutchinson		1			1
MEDEXPRESS URGENT CARE - PATRICK STREE			1	100%	1
HAVASU REGIONAL MEDICAL CENTER			1	100%	1
EDWARD HOSPITAL			1	100%	1
MEDICAL ARTS LABORATORY			1	100%	1
GARDEN VIEW CARE CENTER		1			1
ADVENT HEALTH MEDICAL GROUP MULTISPECIALTY			1	100%	1
ALLEGHENY GENERAL HOSPITAL			1	100%	1
LOUISIANA STATE LAB			1	100%	1
NICKLAUS CHILDREN'S DORAL OUTPATIENT CENTER			1	100%	1
CLEVELAND CLINIC OHIO LABORATORIES			1	100%	1
Kroger 970 - The Little Clinic Westfield			1	100%	1
OCEANVIEW NURSING AND REHABILITAION CENTER			1	100%	1
UHEALTH CORAL SPRINGS			1	100%	1
Heritage Health of Peru			1	100%	1
ORLANDO PHYSICIAN NETWORK		1			1
MEDEXPRESS URGENT CARE - HADLEY		1			1
FLORIDA HEALTH CARE MEDICAL GROUP		1			1
NEW RIVER HEALTH DISTRICT			1	100%	1
ADVENTHEALTH MEDICAL GROUP PEDIATRICS DIABETES &			1	100%	1
Arbors at Marietta		1			1
WYOMING COUNTY DEPARTMENT OF HEALTH		1			1
EMERSON HOSPITAL LABORATORY			1	100%	1
MED-LAKE LABORATORY, LLC			1	100%	1
FLORIDA CLINICAL RESEARCH CENTER, LLC			1	100%	1
Smg/North Jersey Hematology & Oncology		1			1
SOUTHEAST MISSOURI HOSPITAL		1			1
CENTRAL JERSEY URGENT CARE OF GREEN BR		1			1
BLANCHARD VALLEY HOSPITAL LABORATORY			1	100%	1
TMH PHYSICIAN PARTNERS QUINCY			1	100%	1
SUSAN F. WILLIAMS M.D., P.A.			1	100%	1
LIFELINK TRANSPLANT INSTITUTE LAB			1	100%	1
CHOTA COMMUNITY HEALTH SERVICES		1			1
JOHNSON & JOHNSON VISION CARE-VISTAKON			1	100%	1
The Evangelical Lutheran Good Samaritan Society Prescott Village		1			1
CVS OH3306POCT AKRON		1			1
CVS MA969POCT PALMER		1			1
VILLAGES HEALTH SYSTEM, LLC, THE			1	100%	1

# COVID-19: testing by laboratory

Data through Mar 3, 2021 verified as of Mar 4, 2021 at 09:25 AM

Data in this report are provisional and subject to change.

The numbers in the table below represent the number of Florida and non-Florida residents for whom test results were received by the Department of Health. A person can be tested by more than one laboratory and can have both positive and negative results. **Therefore, the sum of the numbers in each column will be larger than the total number of people tested.**

Reporting lab	Inconclusive	Negative	Positive	Percent positive	Total
Kingston Care Center of Fort Wayne		1			1
BSA PHYSICIANS GROUP, INC D/B/A BSA FAMILY MEDICAL			1	100%	1
HOSPICE OF MARION COUNTY INC			1	100%	1
VELOCITY URGENT CARE - REDMILL			1	100%	1
WALGREENS #01398			1	100%	1
ST GERARD'S COMMUNITY OF CARE		1			1
Hillside Manor Rehabilitation and Extended Care Center		1			1
AURORA CONSOLIDATED LABORATORY			1	100%	1
ALLEGANY COUNTY DEPARTMENT OF HEALTH		1			1
Troy Center for Rehabilitation & Nursing		1			1
GRAND VIEW HOSPITAL			1	100%	1
MCH PHYSICIANS GROUP			1	100%	1
Valley Center (WV)			1	100%	1
TFH HOME HEALTH INC			1	100%	1
Kroger 518 - The Little Clinic Hermitage		1			1
PRIMARY CARE & PEDIATRICS - SHEPHERSTOWN		1			1
ACCURATE HEALTH SERVICES CORP			1	100%	1
LabCorp L#09258295 M#09258285			1	100%	1
FLORIDA EPIDEMIOLOGY PROGRAM			1	100%	1
A.G. Rhodes		1			1
BMC MAYPORT			1	100%	1
MERCYONE DES MOINES MEDICAL CENTER			1	100%	1
Harbert Hills Academy Nursing Home		1			1
MEDICAL ASSOCIATES OF THE SHOALS		1			1
GOOD PEDIATRICS			1	100%	1
BRONSON METHODIST HOSPITAL			1	100%	1
Fairhaven Retirement Community		1			1
ST JOHN'S MEDICAL CENTER, TETON VILLAGE			1	100%	1
Kroger 705 - The Little Clinic Richmond		1			1
WAYNE COUNTY PUBLIC HEALTH		1			1
ARBOR DIAGNOSTICS, INC		1			1
The Center at Centennial			1	100%	1
RELIANCE HOME HEALTH CARE INC		1			1
TRUCARE LIVING CENTERS - SELMA			1	100%	1
GATEWAY LABORATORIES		1			1
NEW YORK PHYSICIANS LLP		1			1
LOWER KEYS COMMUNITY HEALTH CENTER			1	100%	1
GUTHRIE CORNING HOSPITAL LABORATORY		1			1
PREMIER FAMILY AND SPORTS MEDICINE LLC			1	100%	1
Rockcastle Health and Rehab		1			1
WATERBURY HOSPITAL REFERENCE LAB			1	100%	1
JACKSONVILLE HEALTH & REHAB		1			1
Jacaranda Manor			1	100%	1
JACKSBORO URGENT CARE			1	100%	1
Belvoir Woods Health Care Center at The Fairfax		1			1
OHSU LABORATORY SERVICES		1			1

# COVID-19: testing by laboratory

Data through Mar 3, 2021 verified as of Mar 4, 2021 at 09:25 AM

Data in this report are provisional and subject to change.

The numbers in the table below represent the number of Florida and non-Florida residents for whom test results were received by the Department of Health. A person can be tested by more than one laboratory and can have both positive and negative results. **Therefore, the sum of the numbers in each column will be larger than the total number of people tested.**

Reporting lab	Inconclusive	Negative	Positive	Percent positive	Total
EXAC CARE CROSSVILLE		1			1
POINTE MEDICAL SERVICES INC			1	100%	1
URGENT CARE OF KANSAS CITY			1	100%	1
LP ELIZABETHTON		1			1
PREMIUM HOME HEALTH CARE INC			1	100%	1
Dexter Health Care		1			1
Rehab Select of Talladega		1			1
FAMILY MEDICINE AT CELEBRATION		1			1
HEALTHCARE FOR THE HOMELESS			1	100%	1
CLEMENT MANOR HEALTH CENTER		1			1
Oakland Nursing and Rehabilitation Center		1			1
MOUNT SINAI COMPREHENSIVE CANCER CENTER			1	100%	1
CSL PLASMA LAB			1	100%	1
VA COMMUNITY BASED CLINIC - LAKE CITY			1	100%	1
LIBERTY URGENT CARE			1	100%	1
PRIMARY AND URGENT CARE			1	100%	1
INFECTION CONTROL DEPT			1	100%	1
KNAPP MEDICAL GROUP			1	100%	1
CONTINENTAL HOME HEALTH CARE INC			1	100%	1
Douglas County Health Center		1			1
MEDEXPRESS URGENT CARE - DERBY N ROCK		1			1
MISSISSIPPI VALLEY REGIONAL BLOOD CENTER			1	100%	1
BNJ		1			1
MARTIN HEALTH PHYSICIAN GROUP			1	100%	1
CVS AZ10529POCT SCOTTSDALE		1			1
BOND COUNTY HEALTH DEPARTMENT			1	100%	1
ALL CARE URGENT CARE			1	100%	1
DSI LABORATORIES-NAPLES-7TH			1	100%	1
Walgreens #10988		1			1
ADVANCED INDIVIDUALIZED MEDICINE OF NAPLES			1	100%	1
CENTRAL FLORIDA HOSPITALIST			1	100%	1
GREATER MIAMI DIALYSIS			1	100%	1
MEMORIAL HOSPITAL MIRAMAR WAIVED TESTING			1	100%	1
UT MD ANDERSON CANCER CENTER-TUMOR MARKER LAB			1	100%	1
NORTHERN KENTUCKY HEALTH DEPARTMENT			1	100%	1
Kroger 395 - The Little Clinic Blanchester		1			1
BLAKE AT PENSACOLA OPERATION CO, LLC, THE			1	100%	1
WVU MEDICINE - WESTON			1	100%	1
PALMETTO LANDING			1	100%	1
WARREN GENERAL HOSPITAL			1	100%	1
SANTA ROSA PEDIATRICS			1	100%	1
WINTER GARDEN CHILDREN'S HEALTH CENTERS			1	100%	1
Peninsula Nursing and Rehabilitation Center		1			1
SKIN WELLNESS PHYSICIANS LLC		1			1
DEVLAB, LLC			1	100%	1
ALIMETRIX INC		1			1

# COVID-19: testing by laboratory

Data through Mar 3, 2021 verified as of Mar 4, 2021 at 09:25 AM

Data in this report are provisional and subject to change.

The numbers in the table below represent the number of Florida and non-Florida residents for whom test results were received by the Department of Health. A person can be tested by more than one laboratory and can have both positive and negative results. **Therefore, the sum of the numbers in each column will be larger than the total number of people tested.**

Reporting lab	Inconclusive	Negative	Positive	Percent positive	Total
GUIDEWELL EMERGENCY MEDICINE DOCTORS LLC #33			1	100%	1
Waddell Nursing & Rehab Center		1			1
MODERN URGENT CARE			1	100%	1
MOSAIC MEDICAL CENTER MARYVILLE			1	100%	1
Brio of Johnston		1			1
Kroger 523 - The Little Clinic Dickson			1	100%	1
MAJESTIC OAKS			1	100%	1
LAKELAND MEDICAL CENTER			1	100%	1
Kroger 805 - The Little Clinic Lewis Center		1			1
CVS AZ69POCT PEORIA		1			1
Alden Lincoln Park			1	100%	1
WEST CARVER MEDICAL ASSOCIATES		1			1
UPMC NORTHWEST HOSPITAL			1	100%	1
GEORGETOWN URGENT CARE			1	100%	1
MEMORIAL HERMANN MEDICAL GROUP-ATASCOCITA PEDS			1	100%	1
Kroger 549 - The Little Clinic Clinton Highway		1			1
HHCS PHARMACY INC			1	100%	1
WEST COAST CLINICAL LABS INC			1	100%	1
HOUSTON DEPARTMENT OF HEALTH AND HUMAN SERVICES			1	100%	1
DR JAMES D FORBES FAMILY CARE CENTER			1	100%	1
Sanford Health & Rehabilitation			1	100%	1
NAVARRO MEDICAL CENTERS LLC			1	100%	1
Carington Park			1	100%	1
AUGUSTA HEALTH CLINICAL LABORATORY			1	100%	1
NORTH BREVARD CHILDRENS MEDICAL CENTER			1	100%	1
UMASS MEMORIAL MEDICAL CENTER, INC		1			1
JOSHUA E CHESIR MD		1			1
BETHESDA ON TURKEY CREEK			1	100%	1
EDGAR PRICE FAMILY & CHILDREN HEALTHCARE CENTER			1	100%	1
COLONIAL VILLA GOOD SAMARITAN CENTER		1			1
LIFESPAN HEALTH - SELMER		1			1
Avera Sr. James Care Center		1			1
UHS BINGHAMTON GENERAL			1	100%	1
Moab Regional Hospital			1	100%	1
INTERNAL MEDICINE GROUP OF CENTRAL FLORIDA			1	100%	1
MEA PRIMARY CARE PLUS BYRAM			1	100%	1
Acts Manor House		1			1
STONECREST MEDICAL CENTER		1			1
UABC			1	100%	1
ELATION HEALTH		1			1
Kroger 968 - The Little Clinic Colerain Township		1			1
ST VINCENTS OUTPATIENT IMAGING		1			1
VIP FAMILY PRACTICE			1	100%	1
DOCTORS AFTER HOURS URGENT CARE CENTER			1	100%	1
UNLIMITED MEDICAL SERVICES OF FL PL DBA		1			1
ODYSSEY HEALTH CARE OF MARION COUNTY LLC		1			1

# COVID-19: testing by laboratory

Data through Mar 3, 2021 verified as of Mar 4, 2021 at 09:25 AM

Data in this report are provisional and subject to change.

The numbers in the table below represent the number of Florida and non-Florida residents for whom test results were received by the Department of Health. A person can be tested by more than one laboratory and can have both positive and negative results. **Therefore, the sum of the numbers in each column will be larger than the total number of people tested.**

Reporting lab	Inconclusive	Negative	Positive	Percent positive	Total
KAISER SUNNYSIDE MEDICAL CTR LAB		1			1
REGIONAL MEDICAL LABORATORY			1	100%	1
HEALTHPARTNERS HUDSON CLINIC			1	100%	1
SC-GA2018 MCCORMICK REHAB & HEALTHCARE		1			1
CVS CA9103POCT ESCONDIDO		1			1
POMPANO BEACH ARTIFICIAL KIDNEY CENTER			1	100%	1
			1	100%	1
Kroger 57 - The Little Clinic Jay C Charlestown		1			1
MADISON AT OVIEDO			1	100%	1
BAPTIST HEALTH SURGERY CENTER AT NORTHPOINT			1	100%	1
LANTANA HC LAB			1	100%	1
HYDE PARK MEDICAL CENTER		1			1
FLORIDA ADVANCED MEDICAL AND DERM AESTHETICS LLC			1	100%	1
SLIDELL MEMORIAL HOSPITAL			1	100%	1
NORTHSIDE HOSPITAL DULUTH			1	100%	1
ICARE		1			1
Robinson Terrace Rehabilitation and Nursing Center		1			1
AML DIAGNOSTICS- ADV TESTING IN METABOLIC MEDICINE			1	100%	1
Mayfair Village Nursing Care Center		1			1
SHRIVERS PHARMACY AND WELLNESS CENTER			1	100%	1
COLUMBIA CREST CARE & RAHAB		1			1
FHPG INTERNAL MEDICINE OF BRANDON			1	100%	1
LABORATORIO MEDICO CENTRAL CONDOMINO MD			1	100%	1
NORTHSIDE FAMILY MEDICINE AND URGENT CARE (CUMMING)		1			1
LIBERTY HEALTH CENTER			1	100%	1
ROYAL OAK MEDICAL CENTER LLC DBA CHARACTER FAMILY			1	100%	1
NORTH RIVER FAMILY HEALTH CENTER			1	100%	1
CLEVELAND CLINIC AKRON GENERAL			1	100%	1
UNITYPOINT HEALTH TRINITY			1	100%	1
MANCHESTER COMMONS		1			1
ST. LUKE'S HOSPITAL			1	100%	1
Integrity Healthcare of Carbondale			1	100%	1
CHRISTUS GOOD SHEPHERD MEDICAL CENTER			1	100%	1
Kroger 825 - The Little Clinic Dorothy Lane		1			1
HARMONY HEALTHCARE ORLANDO INC		1			1
BAPTIST ASI			1	100%	1
Vi at Aventura		1			1
Brattleboro Crossings LLC dba Pine Heights at Brattleboro		1			1
CHILTON MEDICAL CENTER		1			1
CARE STATION MEDICAL GROUP		1			1
BAYSTATE REFERENCE LABORATORY			1	100%	1
CVS HEALTH, #5962		1			1
Longwood Community Living Center		1			1
EMERGENCY CARE SERVICES LAB AT JFK MEDICAL CENTER			1	100%	1
ACCESS HEALTH CARE PHYSICIANS, LLC		1			1
Keller Landing Center		1			1

# COVID-19: testing by laboratory

Data through Mar 3, 2021 verified as of Mar 4, 2021 at 09:25 AM

Data in this report are provisional and subject to change.

The numbers in the table below represent the number of Florida and non-Florida residents for whom test results were received by the Department of Health. A person can be tested by more than one laboratory and can have both positive and negative results. **Therefore, the sum of the numbers in each column will be larger than the total number of people tested.**

Reporting lab	Inconclusive	Negative	Positive	Percent positive	Total
PATHLAB SERVICES			1	100%	1
Hawthorne House		1			1
USA Healthcare LTC, LLC - Folsom Center for Rehabilitation & Healthca		1			1
Parkview Care Center			1	100%	1
NORTH FLORIDA CHILD DEVELOPMENT, INC			1	100%	1
ANSWERS RESOURCE FACILITY		1			1
PANCARE HEALTH - NORTHSIDE ELEMENTARY			1	100%	1
TUNIS STREET GROUP HOME		1			1
SEASONS HOSPICE AND PALLIATIVE CARE OF			1	100%	1
DERMDX, DIV OF AURORA DIAGNOSTICS/BERNHARDT LAB		1			1
CAN COMMUNITY HEALTH LLC		1			1
ADVENTHEALTH MEDICAL GROUP OBSTETRICS			1	100%	1
CVS AZ5026POCT MESA		1			1
Arlington Health and Rehabilitation		1			1
Kroger 541 - The Little Clinic Long Hollow Pike		1			1
Monument Health Strugis Care Center		1			1
LOUNDY		1			1
BRIDGEWAY CENTER INC			1	100%	1
QUICKCARE HEALTH, INC			1	100%	1
BROOKDALE FORT MYERS LAKES PARK			1	100%	1
Brookdale Southside			1	100%	1
CVS MA1875POCT ASHLAND			1	100%	1
PCG MOLECULAR			1	100%	1
Spring Gate Rehab and Healthcare Center		1			1
LANCASHIRE HALL NURSING AND REHABILITATION CENTER		1			1
CVS OH6164POCT DELAWARE		1			1
CENTRAL FLORIDA MEDICAL CARE			1	100%	1
EVENTIDE LUTHERAN HOME		1			1
Lenbrook		1			1
BLACKBAG DIGITAL HEALTH LLC		1			1
MEDCOR CORPORATE CLINIC			1	100%	1
FREDERICK MEMORIAL HOSPITAL			1	100%	1
Englewood Health Care Center		1			1
SOUTH FLORIDA URGENT CARE CENTERS, LLC			1	100%	1
TRUMAN MEDICAL CENTER - HOSPITAL HILL			1	100%	1
BRADENTON CONVENTION CENTER□			1	100%	1
SOUTH TEXAS HEALTH SYSTEM ER - WARE ROAD			1	100%	1
VALLEY HOSPITAL MEDICAL CENTER		1			1
SIGNATURE CARE MEMORIAL CITY			1	100%	1
THE NEW JEWISH HOME		1			1
ALPHA CLINICAL LABORATORY CORP.			1	100%	1
LAREDO EMERGENCY ROOM			1	100%	1
Bay View Nursing and Rehabilitation Center			1	100%	1
MAYO CLINIC BEACHES PRIMARY CARE CTR		1			1
VA Greater LA HCS-Santa Maria OPC			1	100%	1
CAROMONT HEALTH			1	100%	1

# COVID-19: testing by laboratory

Data through Mar 3, 2021 verified as of Mar 4, 2021 at 09:25 AM

Data in this report are provisional and subject to change.

The numbers in the table below represent the number of Florida and non-Florida residents for whom test results were received by the Department of Health. A person can be tested by more than one laboratory and can have both positive and negative results. **Therefore, the sum of the numbers in each column will be larger than the total number of people tested.**

Reporting lab	Inconclusive	Negative	Positive	Percent positive	Total
NEW MILFORD HOSPITAL			1	100%	1
HENRICO DOCTOR'S LABORATORY			1	100%	1
MARRA'S PHARMACY		1			1
MINUTECLINIC, LLC #07876			1	100%	1
IVAN, MAYA			1	100%	1
PATHOLOGY		1			1
HUMC		1			1
MAIN STREET PHARMACY OF MARCELLUS, INC		1			1
Northern Nevada State Veterans Home		1			1
DEPT OF VA MEDICAL CENTER - MIAMI			1	100%	1
CVS IL2297144CV CHICAGO		1			1
EASTSIDE URGENT CARE			1	100%	1
SAINT PETE MRI			1	100%	1
HAWAII DEPARTMENT OF HEALTH LAB			1	100%	1
PREMIER MOBILE HEALTH SERVICES, LLC			1	100%	1
NORTH COUNTY MEDICAL LAB			1	100%	1
SACRED HEART HOSPITAL NURSING			1	100%	1
NORTH BROWARD MEDICAL CENTER			1	100%	1
BROOKS REHAB			1	100%	1
Shelbyville Manor		1			1
SPHERE DX			1	100%	1
QLABS			1	100%	1
KROGER 915 - THE LITTLE CLINIC ANDERSON			1	100%	1
GENOTOX LABORATORIES		1			1
ALL CHILDRENS PEDIATRIC CLINIC			1	100%	1
CENTRAL FL INTERNAL MEDICINE ASSOCIATES LLC		1			1
IM&P WELLNES CENTER			1	100%	1
CHRISTIANA HOSPITAL		1			1
PALOMAR MEDICAL CENTER			1	100%	1
Advanced Rehabilitation of Vernon		1			1
KENDALL PEDIATRICS PARTNERS LLC			1	100%	1
ASSOCIATESMD			1	100%	1
SUPERKIDS PEDIATRICS			1	100%	1
MISSION HOSPITAL - MEMORIAL CAMPUS			1	100%	1
MANOR CARE OF DELRAY BEACH FL LLC		1			1
WOODHILLS LABS			1	100%	1
OKLAHOMA BLOOD INSTITUTE			1	100%	1
ST CATHERINE HOSPITAL LABORATORY			1	100%	1
CONCORDIA MANOR			1	100%	1
CHAMBREL AT PINECASTLE			1	100%	1
HILTON HEAD HOSPITAL/INPATIENT			1	100%	1
HAYS CLINICAL LAB			1	100%	1
ADVANCED CARDIOVASCULAR DIAGNOSTICS OF FL			1	100%	1
GATEWAY HEALTHCARE, PC			1	100%	1
WillowBrooke Court at Westminster Village		1			1
KAISER PERMANENTE REGIONAL REFERENCE LABORATORY		1			1

# COVID-19: testing by laboratory

Data through Mar 3, 2021 verified as of Mar 4, 2021 at 09:25 AM

Data in this report are provisional and subject to change.

The numbers in the table below represent the number of Florida and non-Florida residents for whom test results were received by the Department of Health. A person can be tested by more than one laboratory and can have both positive and negative results. **Therefore, the sum of the numbers in each column will be larger than the total number of people tested.**

Reporting lab	Inconclusive	Negative	Positive	Percent positive	Total
KIOSK MEDICINE OF KENTUCKY LLC		1			1
NF Escambia, LLC DBA Olive BranchHealth and Rehabilitaion Center			1	100%	1
ST. JOHN HOSPITAL & MEDICAL CENTER			1	100%	1
MEDEXPRESS URGENT CARE - HACKETTSTOWN		1			1
TCPA CLINICAL LABORATORIES			1	100%	1
SOUTHWEST ORLANDO FAMILY MEDICINE, PL			1	100%	1
SOUTHEASTERN HEALTH FACILITES, INC		1			1
Wexner Heritage House			1	100%	1
MEMORIAL HOSPITAL - BELLEVILLE			1	100%	1
Wildwood Healthcare		1			1
SOUTHWEST FLORIDA DIVISION LAB			1	100%	1
CARE ADVANTAGE			1	100%	1
OPTUM PRIMARY CARE			1	100%	1
NORTHWEST FLORIDA SPECIALTY PHYSICIANS LLC		1			1
PINNACLE DIALYSIS		1			1
CHI ST VINCENT LITTLE ROCK DIAGNOSTIC CLINIC			1	100%	1
MEDICAL ASSOCIATES OF PINELLAS - LAB			1	100%	1
AFFILIATED LABORATORIES INC			1	100%	1
LOUIS STOKES CLEVELAND VA MEDICAL CENTER			1	100%	1
Kroger 367 - The Little Clinic Walton		1			1
PROGRESSIVE MEDICAL LAB LLC			1	100%	1
MERCY GENERAL HOSPITAL			1	100%	1
SOMA MEDICAL CENTER PA #2			1	100%	1
CORDOVA FAMILY PRACTICE			1	100%	1
UNIVERSITY OF MIAMI PRIMARY CARE SITE UMHC 3039			1	100%	1
APPLECARE URGENT CARE KINGSLAND			1	100%	1
EASTSIDE MEDICAL CLINIC		1			1
MANHATTAN COLLEGE HEALTH SERVICES		1			1
EXCEPTIONAL EMERGENCY CENTER			1	100%	1
STEWART MEDICAL GROUP INC			1	100%	1
WEST FLORIDA MEDICAL ASSOCIATES PA			1	100%	1
NEVADA DEPARTMENT OF HEALTH AND HUMAN SERVICES			1	100%	1
Life Care Center of Auburn		1			1
PUBLIX PHARMACY # 1236			1	100%	1
Shoreline Care Center			1	100%	1
SACRED HEART HEALTH SYSTEM- MIDWIFE PROGRAM			1	100%	1
CRYSTAL RIVER FIRE DEPARTMENT			1	100%	1
CAPSTONE REHABILITATION AND HEALTHCARE		1			1
SKY RIDGE MEDICAL CENTER - MICRO			1	100%	1
ST.ELIZABETH HEALTH CENTER	1				1
FIU HEALTH CARE CENTER			1	100%	1
BRADENTON DIALYSIS			1	100%	1
CVS TX7156POCT RICHARDSON		1			1
Newton Wellesley Center for Alzheimer's Care		1			1
COVENANT HEALTH		1			1
SHAMRA MEDICAL LABORATORY			1	100%	1

# COVID-19: testing by laboratory

Data through Mar 3, 2021 verified as of Mar 4, 2021 at 09:25 AM

Data in this report are provisional and subject to change.

The numbers in the table below represent the number of Florida and non-Florida residents for whom test results were received by the Department of Health. A person can be tested by more than one laboratory and can have both positive and negative results. **Therefore, the sum of the numbers in each column will be larger than the total number of people tested.**

Reporting lab	Inconclusive	Negative	Positive	Percent positive	Total
PORTSMOUTH REG. HOSPITAL			1	100%	1
SPRINGBROOK HOSPITAL			1	100%	1
LCMC LAB SUBSECTION		1			1
LAKE COMMUNITY ACTION AGENCY		1			1
CVS TX1057POCT SAN ANTONIO		1			1
KID FIXERS		1			1
Lutheran Community at Telford		1			1
HEALTH ALLIANCE			1	100%	1
MARYLAND DEPARTMENT OF HEALTH AND MENTAL HYGIENE-LABORATORIES			1	100%	1
Walgreens #9620		1			1
NORTHSIDE FAMILY MEDICINE		1			1
TREASURE COAST PRIMARY CARE		1			1
Schoenbrunn Healthcare		1			1
MOUNT ST MARYS HOSPITAL OF NIAGARA FALLS			1	100%	1
Kroger 126 - The Little Clinic Cottonwood		1			1
MED FIRST IMMEDIATE CARE AND FAMILY PRACTICE			1	100%	1
BIOMAT ORLANDO		1			1
MORGAN STANELY HEALTH CENTER		1			1
Hearthstone Nursing and Rehabilitation Center		1			1
ACCESS MEDICAL GROUP OF TAMPA INC			1	100%	1
KATHY L ANDERSON DO PA			1	100%	1
Kroger 433 - The Little Clinic Atoka		1			1
WALGREEN#12147		1			1
Wetumpka Health and Rehab, LLC		1			1
PROVIDENCE ST PETER HOSPITAL		1			1
CVS NV5286POCT HENDERSON		1			1
HEALTH EXPRESS		1			1
CVS NC7057POCT SHELBY		1			1
CVS NE2741POCT LA VISTA		1			1
Sherwood Oaks Health Center			1	100%	1
HEALTH PLUS SUNRISE MEDICAL OFFICE			1	100%	1
LAKE VISTA DIALYSIS			1	100%	1
TENNOVA ER - SANGO			1	100%	1
ASSOCIATES MD MEDICAL GROUP INC			1	100%	1
BAPTIST MEDICAL PLAZA AT WESTCHESTER			1	100%	1
MED CHOICE CENTER OF NORTH MIAMI			1	100%	1
NEW YORK UNIVERSITY MEDICAL CENTER			1	100%	1
CENTRAL CAROLINA HOSPITAL			1	100%	1
SHAH			1	100%	1
Imperial Healthcare Centre			1	100%	1
RENOWN REGIONAL MEDICAL CENTER			1	100%	1
UNIVERSITY OF VERMONT MEDICAL CENTER			1	100%	1
ALBANY MEDICAL CENTER			1	100%	1
OPTUM MEDICAL CLINIC IN ROCKRIMMON			1	100%	1
QUEST INC			1	100%	1
Kroger 682 - The Little Clinic New Holland Market			1	100%	1

# COVID-19: testing by laboratory

Data through Mar 3, 2021 verified as of Mar 4, 2021 at 09:25 AM

Data in this report are provisional and subject to change.

The numbers in the table below represent the number of Florida and non-Florida residents for whom test results were received by the Department of Health. A person can be tested by more than one laboratory and can have both positive and negative results. **Therefore, the sum of the numbers in each column will be larger than the total number of people tested.**

Reporting lab	Inconclusive	Negative	Positive	Percent positive	Total
SPARTA HEALTH & REHAB		1			1
PASTEUR MEDICAL HIALEAH GARDEN LLC			1	100%	1
ST. LUKES HOSPITAL			1	100%	1
HEALTHCARE ASSOCIATES OF IRVING, LLP			1	100%	1
VIVEX/UMTB BIOMEDICAL			1	100%	1
THE TOLEDO HOSPITAL			1	100%	1
MEDICAL CLINIC OF HOUSTON			1	100%	1
CONCIERGE INTERNAL MEDICINE ASSOCIATES			1	100%	1
CHILDREN'S MEMORIAL HOSPITAL			1	100%	1
GEORGE WASHINGTON UNIVERSITY HOSPITAL			1	100%	1
WEST BOYNTON DIALYSIS			1	100%	1
SPECTRUM LABORATORY			1	100%	1
SSC NASHVILLE OPERATING CO LLC D/B/A		1			1
AUSTIN URGENT CARE			1	100%	1
Salem Hills Rehabilitation and Nursing Center		1			1
COVE AT THE MARBELLA,THE			1	100%	1
Kroger 894 - The Little Clinic NEC		1			1
BAPTIST EMERGENCY HOSPITAL - KELLY			1	100%	1
TANGLEWOOD MANOR		1			1
QC LABORATORY			1	100%	1
GATEWAY FAMILY HEALTH CLINIC			1	100%	1
STUDENT HEALTH CENTER			1	100%	1
PHYSICIANS PREMIER			1	100%	1
MED-LAKE LABORATORY			1	100%	1
CFCH - FROSTPROOF			1	100%	1
NORWALK HOSPITAL			1	100%	1
RIVERSIDE REGIONAL MED CENTER			1	100%	1
MERCY HOME		1			1
ROCKLEDGE HEALTH & REHABILITATION CENTER			1	100%	1
CENTRAL TX MEDICAL CENTER - LAB			1	100%	1
WALGREENS #10308		1			1
METRO HEALTH HOSPITAL LABORATORY		1			1
CONWAY - SHERWOOD URGENT CARE			1	100%	1
LEXINGTON HOSPITAL CORPORATION			1	100%	1
NEW HORIZON PRIMARY CARE LLC			1	100%	1
Court House Center		1			1
Fulton County Medical Center Long Term Care			1	100%	1
EAST CORE LAB			1	100%	1
WESTCOAST FAMILY PRACTICE		1			1
2504-HOMEWOOD		1			1
WINTER PARK MEMORIAL HOSPITAL LABORATORY		1			1
ELKTON TRANSITIONAL CARE CENTER		1			1
MEDONE URGENT CARE			1	100%	1
CYPRESS CREEK OUTPATIENT SURGICAL CTR, LLC			1	100%	1
Brynwood Health & Rehabilitation Center			1	100%	1
AUTUMN HOUSE			1	100%	1

# COVID-19: testing by laboratory

Data through Mar 3, 2021 verified as of Mar 4, 2021 at 09:25 AM

Data in this report are provisional and subject to change.

The numbers in the table below represent the number of Florida and non-Florida residents for whom test results were received by the Department of Health. A person can be tested by more than one laboratory and can have both positive and negative results. **Therefore, the sum of the numbers in each column will be larger than the total number of people tested.**

Reporting lab	Inconclusive	Negative	Positive	Percent positive	Total
FLAGLER CARE CENTER			1	100%	1
WINNIFRED ASSISTED LIVING FACILITY INC		1			1
SACRED HEART MEDICAL CENTER			1	100%	1
CENTRAL FLORIDA ADULT MEDICINE		1			1
JACKSON MADISON CO. GEN. HOSPITAL			1	100%	1
NEVADA RURAL HOUSING AUTHORITY			1	100%	1
SUN CLINICAL LABORATORIES			1	100%	1
FLORIDA HOME HEALTH			1	100%	1
UNIVERISTY HOSPITAL			1	100%	1
HUNEYCUTT FAMILY PRACTICE			1	100%	1
TLC MEDICAL			1	100%	1
BEAUMONT HOSPITAL			1	100%	1
SUMMIT COUNTY PUBLIC HEALTH DEPARTMENT			1	100%	1
Pontotoc Health and Rehab		1			1
METROPOLITAN			1	100%	1
JAX FAMILY CARE		1			1
LITTLE FALLS HOSPITAL LABORATORY		1			1
TRADITIONAL MEDICINE CENTER			1	100%	1
ANDERSON FAMILY MEDICINE			1	100%	1
WVU MEDICINE AT SUNCREST TOWNE CENTRE			1	100%	1
ER NEAR ME HULEN		1			1
CARESOUTH HHA HOLDINGS OF THE TREASURE COAST LLC			1	100%	1
MAHONEY PEDIATRICS PA			1	100%	1
CVS NE8616POCT LINCOLN		1			1
BOULDER COMMUNITY HOSPITAL			1	100%	1
Arch Plaza Nursing and Rehabilitation Center			1	100%	1
DIMMIT REGIONAL HOSPITAL			1	100%	1
TITUSVILLE TOWERS ASSISTED LIVING		1			1
The Pines at Poughkeepsie Center for Nursing and Rehabilitation		1			1
TEMPUS_LABS			1	100%	1
HILLSBORO MEDICAL CENTER MAIN LABORATO		1			1
SURGERY CENTER, THE			1	100%	1
DIAGNOSTIC GROUP INTEGRATED HEALTHCARE			1	100%	1
CVS AZ7263POCT PHOENIX		1			1
BAYCARE OUTREACH LAB AT NEW TAMPA			1	100%	1
ADVENTHEALTH MEDICAL GROUP SENIOR HEALTH AT			1	100%	1
SAINT ALPHONSUS REGIONAL MEDICAL CENTER			1	100%	1
DIRECT PRIMARY CARE OF BURLESON			1	100%	1
HELGEMO & LIOU PEDIATRICS			1	100%	1
BAYOU URGENT CARE			1	100%	1
CVS AZ33POCT TEMPE		1			1
PALM BEACH DIABETES AND ENDOCRINE SPECIALISTS, PA			1	100%	1
PM PEDIATRICS PC			1	100%	1
SV MOBILE HEALTH			1	100%	1
PEDRO L ORTEGA MD PA			1	100%	1
THE LITTLE CLINIC LLC			1	100%	1

# COVID-19: testing by laboratory

Data through Mar 3, 2021 verified as of Mar 4, 2021 at 09:25 AM

Data in this report are provisional and subject to change.

The numbers in the table below represent the number of Florida and non-Florida residents for whom test results were received by the Department of Health. A person can be tested by more than one laboratory and can have both positive and negative results. **Therefore, the sum of the numbers in each column will be larger than the total number of people tested.**

Reporting lab	Inconclusive	Negative	Positive	Percent positive	Total
Chateau Living Center			1	100%	1
INDIAN RIVER CLINICAL LABORATORY, INC.		1			1
LOPEZ		1			1
SAINT BARNABAS MEDICAL CENTER		1			1
BALLAD HEALTH MEDICAL ASSOCIATES URGENT CARE			1	100%	1
LOURDES URGENT CARE			1	100%	1
Gulf Coast health and Rehabilitation, LLC		1			1
UF HEALTH - WILDLIGHT			1	100%	1
Birmingham Nursing & Rehab Center		1			1
Kroger 390 - The Little Clinic North College Hill		1			1
Community Care Center of Heritage House, LLC			1	100%	1
CSI LABORATORIES FLORIDA			1	100%	1
PULMONARY MEDICINE		1			1
REEVES COUNTY HOSPITAL DISTRICT			1	100%	1
VISTA LAKE ASSISTED LIVING			1	100%	1
MARTIN ARMY COMMUNITY HOSPITAL			1	100%	1
ORCHID TERRACE		1			1
MORSELIFE HOME CARE INC			1	100%	1
THE CLINIC ON SIXTH			1	100%	1
MEDEXPRESS URGENT CARE CHICOPEE			1	100%	1
SALEM VAMC		1			1
EPIC CARE PHARMACY		1			1
HEALTHFORCE PARTNERS INC			1	100%	1
Brown Nursing Home		1			1
MEDEXPRESS URGENT CARE - WESTFIELD, E MAIN ST			1	100%	1
Le Roy Village Green		1			1
SYNERGENE LABORATORY			1	100%	1
Alexandria Place		1			1
CYPRESS VILLAGE REHAB CENTER		1			1
Terrace Glen Village		1			1
RAPID CITY REGIONAL HOSPITAL -579 ATTN. LABORATORY		1			1
DOCTORS HEARING			1	100%	1
LPG PRIMARY CARE AT CAPE CORAL PARKWAY		1			1
MEDEXPRESS URGENT CARE - ST CLAIR, CLOVER DR.		1			1
PARRISH MEDICAL GROUP			1	100%	1
DR PHILLIPS CENTER FOR WELLNESS		1			1
MARYWOOD NURSING CARE CENTER		1			1
GIFFORD MEMORIAL HOSPITAL		1			1
ACCOMPLISHED HOME CARE		1			1
UNIVERSITY OF BALTIMORE WASHINGTON MEDICAL CENTER			1	100%	1
CAMBRIDGE HEALTH ALLIANCE			1	100%	1
CHRISTIAN REST HOME ASSOC		1			1
MY URGENT CARE CLINIC			1	100%	1
5 STAR HOME HEALTH SERVICES INC		1			1
LRGHEALTHCARE		1			1
WMC HEALTH GROUP INC			1	100%	1

# COVID-19: testing by laboratory

Data through Mar 3, 2021 verified as of Mar 4, 2021 at 09:25 AM

Data in this report are provisional and subject to change.

The numbers in the table below represent the number of Florida and non-Florida residents for whom test results were received by the Department of Health. A person can be tested by more than one laboratory and can have both positive and negative results. **Therefore, the sum of the numbers in each column will be larger than the total number of people tested.**

Reporting lab	Inconclusive	Negative	Positive	Percent positive	Total
HEALTH CARE SERVICES LC			1	100%	1
Dulles Health and Rehab Center		1			1
BHS PHYSICIAN NETWORK			1	100%	1
Manor Care Health Services- Wilmington			1	100%	1
ST VINCENT'S AMBULATORY CARE INC			1	100%	1
NHC Chattanooga			1	100%	1
C V S / PHARMACY #833		1			1
Courtenay Springs Village			1	100%	1
BMC/NASSAU			1	100%	1
RIVIERA BEACH HEALTH CENTER LAB			1	100%	1
MINUTECLINIC DIAGNOSTIC OF VIRGINIA, LLC #1980		1			1
Fairhope		1			1
CURA LABORATORY SERVICES			1	100%	1
NEW ERA COMMUNITY HEALTH CENTER LLC		1			1
SOUTHWOOD HEALTHCARE CENTER		1			1
Holly Hill Healthcare Center			1	100%	1
MEDICAL SPECIALISTS OF THE PALM BEACHES INC			1	100%	1
ALLIANCE MD DIRECT PRIMARY CARE			1	100%	1
LAKEVIEW REGIONAL HOSPITAL			1	100%	1
ACUPATH LABORATORIES INC			1	100%	1
URGENT CARE CENTER OF PORT ORANGE LLC			1	100%	1
ANY LAB TEST NOW JACKSONVILLE		1			1
ENCOMPASS HEALTH HOME HEALTH		1			1
GARDENS AT MAPLEWOOD			1	100%	1
TMH CANCER CENTER LABORATORY			1	100%	1
FAST PACE URGENT CARE			1	100%	1
ADAMS COUNTY HEALTH DEPARTMENT			1	100%	1
SMITH KLINE			1	100%	1
ACCESS 365 URGENT CARE LLC			1	100%	1
PELICAN STATE OUTPATIENT CENTER			1	100%	1
EAST FL CORE LAB			1	100%	1
CHC SOUTHWEST FLORIDA LAB-LIVE			1	100%	1
MOORE CLINICAL RESEARCH INC			1	100%	1
PIONEER CLINICAL RESEARCH LLC			1	100%	1
CROSS CREEK HEALTH CARE		1			1
INSTANT MEDICAL CARE CENTER			1	100%	1
FLORIDA FAMILY LABORATORY		1			1
Kroger 481 - The Little Clinic Houston Levee		1			1
PARK LANE NURSING HOME		1			1
Bethany Manor		1			1
PEACE HEALTH FAMILY MEDICINE AT 87TH AVE		1			1
SAWGRASS PEDIATRIC PARTNERS LLC			1	100%	1
BEAUMONT URGENT CARE		1			1
ROUTE 16 PHARMACY LLC DBA HOLLAND PHAR		1			1
Mountain View Manor			1	100%	1
SOUTHWOOD NURSING & RETIREMENT CENTER		1			1

# COVID-19: testing by laboratory

Data through Mar 3, 2021 verified as of Mar 4, 2021 at 09:25 AM

Data in this report are provisional and subject to change.

The numbers in the table below represent the number of Florida and non-Florida residents for whom test results were received by the Department of Health. A person can be tested by more than one laboratory and can have both positive and negative results. **Therefore, the sum of the numbers in each column will be larger than the total number of people tested.**

Reporting lab	Inconclusive	Negative	Positive	Percent positive	Total
WELL-KEY URGENT CARE SEVIERVILLE			1	100%	1
NYU LANGONE AMBULATORY CARE LAKE SUCCE		1			1
DAVITA DIALYSIS-NORTH			1	100%	1
EXCEL URGENT CARE OF PARAMUS LLC		1			1
ALPHA 1 ANTITRYPSIN RESEARCH PROGRAM			1	100%	1
LIMA MEMORIAL HOSPITAL			1	100%	1
Kroger 379 - The Little Clinic Stony Brook		1			1
VAULT MEDICAL SERVICES			1	100%	1
CELEBRATION HOSPITAL			1	100%	1
SONNI'S PEDIATRICS			1	100%	1
Central Park Healthcare & Rehabilitation Center		1			1
CONCENTRA - OCALA		1			1
PULMONARY, CRITICAL CARE AND SLEEP DISORDERS INSTITUTE OF SOUTH FLORID			1	100%	1
REFERENCE LABORATORY			1	100%	1
Village Green Health & Rehabilitation		1			1
AVALON MEDICAL GROUP			1	100%	1
CLEVELAND CLINIC OUTPATIENT LABORATORY			1	100%	1
PALM COAST DIALYSIS		1			1
Kroger 524 - The Little Clinic Iron Bridge Road		1			1
SUMMIT LABORATORY			1	100%	1
MONMOUTH MEDICALC ENTER		1			1
West Bay of Tampa Center			1	100%	1
WESTEX URGENT CARE, PLLC			1	100%	1
HCL LABORATORIES			1	100%	1
CHESAPEAKE REGIONAL MEDICAL CENTER			1	100%	1
GOSHEN HOSPITAL			1	100%	1
SANITAS RESEARCH LLC			1	100%	1
APPLECARE BRUNSWICK			1	100%	1
Bethel Lutheran Nursing & Rehabilitation Center		1			1
HOLLAND COMMUNITY HOSPITAL		1			1
FAMILY MEDICINE AT KISSIMMEE		1			1
CVS OH6167POCT ASHLAND		1			1
CHI ST. LUKE'S HEALTH BCM MEDICAL CENTER			1	100%	1
Kroger 397 - The Little Clinic Frankfort East		1			1
Memorial Health Care Center			1	100%	1
Miller Health Care Center			1	100%	1
ASPIRUS WAUSAU HOSPITAL			1	100%	1
PALM BEACH COUNTY HEALTH DEPT.			1	100%	1
Kroger 359 - The Little Clinic Bellevue		1			1
ST. PETERSBURG PEDIATRICS-SEMINOLE			1	100%	1
SAINT LEO UNIVERSITY INCORPORATED			1	100%	1
TENNOVA HEALTHCARE - CLEVELAND			1	100%	1
OAKMONT OF UNION SC, LLC		1			1
CHI MEMORIAL HOSPITAL CHATTANOOGA			1	100%	1
GARNET HEALTH DOCTORS		1			1
EXCEL URGENT CARE OF NJ			1	100%	1

# COVID-19: testing by laboratory

Data through Mar 3, 2021 verified as of Mar 4, 2021 at 09:25 AM

Data in this report are provisional and subject to change.

The numbers in the table below represent the number of Florida and non-Florida residents for whom test results were received by the Department of Health. A person can be tested by more than one laboratory and can have both positive and negative results. **Therefore, the sum of the numbers in each column will be larger than the total number of people tested.**

Reporting lab	Inconclusive	Negative	Positive	Percent positive	Total
RESOURCE PATH LLC			1	100%	1
CRUSADER COMMUNITY HEALTH			1	100%	1
SC-GA2018 SIMPSONVILLE REHABILITATION		1			1
CARINGPLUS HOMECARE LLC			1	100%	1
Concordia Village of Tampa			1	100%	1
BOLLES SCHOOL, THE			1	100%	1
CVS IL8750POCT CHICAGO		1			1
LEGACY AT HIGHWOODS PRESERVE		1			1
EVENING PEDIATRICS INC			1	100%	1
TARRYTOWN PHARMACY			1	100%	1
SPARTANBURG REGIONAL MEDICAL CENTER			1	100%	1
DONALSONVILLE HOSPITAL			1	100%	1
QUALITY CLINICAL LAB LLC			1	100%	1
FAYETTE MEDICAL CENTER LAB		1			1
ENT & ALLERGY ASSOCIATES, LLP - SLEEPY HOLLOW (ABBOTT)		1			1
Port Orange Nursing And Rehab Center			1	100%	1
777 URGENT CARE			1	100%	1
DOCTOR TODAY URGENT CARE			1	100%	1
CAREWELL URGENT CARE FITCHBURG			1	100%	1
OCALA REGIONAL DIALYSIS- NORTH			1	100%	1
HERNANDO COUNTY HEALTH DEPT			1	100%	1
Kroger - KRO62000426			1	100%	1
KEATING SPORTS CENTER		1			1
MEMORIAL HERMANN KATY HOSPITAL			1	100%	1
DUKE UNIVERSITY POINT OF CARE TESTING PROGRAM			1	100%	1
ORMOND BEACH DIALYSIS			1	100%	1
<b>Total</b>	<b>91,816</b>	<b>16,719,252</b>	<b>2,482,227</b>	<b>13%</b>	<b>19,293,295</b>