

# COVID-19: summary of cases and monitoring

Data through Mar 6, 2021 verified as of Mar 7, 2021 at 09:25 AM

Data in this report are provisional and subject to change.

Cases: people with positive PCR or antigen test result		Cases: people with positive PCR or antigen test result	
Total cases		Risk factors for Florida residents	
Florida residents	1,909,209	Traveled	15,113
Non-Florida residents	35,786	Contact with a known case	741,480
Type of testing		Traveled and contact with a known case	20,641
Florida residents	1,909,209	Neither	1,131,975
Positive by BPHL/CDC	70,415	No travel and no contact	222,902
Positive by commercial/hospital lab	1,838,794	Travel is unknown	657,234
PCR positive	1,548,837	Contact is unknown	419,977
Antigen positive	360,372	Contact is pending	425,068
Non-Florida residents	35,786	Travel can be unknown and contact can be unknown or pending for the same case, these numbers will sum to more than the "neither" total.	
Positive by BPHL/CDC	886		
Positive by commercial/hospital lab	34,900		
PCR positive	24,686		
Antigen positive	11,100		
Characteristics			
Florida residents hospitalized	80,954		
Florida resident deaths	31,683		
Non-Florida resident deaths	583		
Hospitalized counts include anyone who was hospitalized at some point during their illness. It does not reflect the number of people currently hospitalized.			
More information on deaths identified through death certificate data is available on the National Center for Health Statistics website at <a href="http://www.cdc.gov/nchs/nvss/vsrr/COVID19/index.htm">www.cdc.gov/nchs/nvss/vsrr/COVID19/index.htm</a> .			

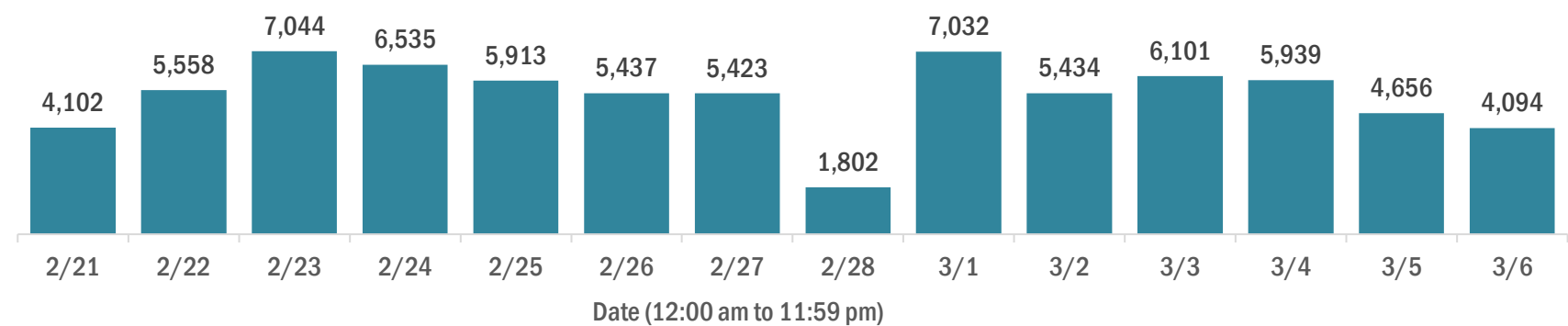
# COVID-19: summary of laboratory testing

Data through Mar 6, 2021 verified as of Mar 7, 2021 at 09:25 AM

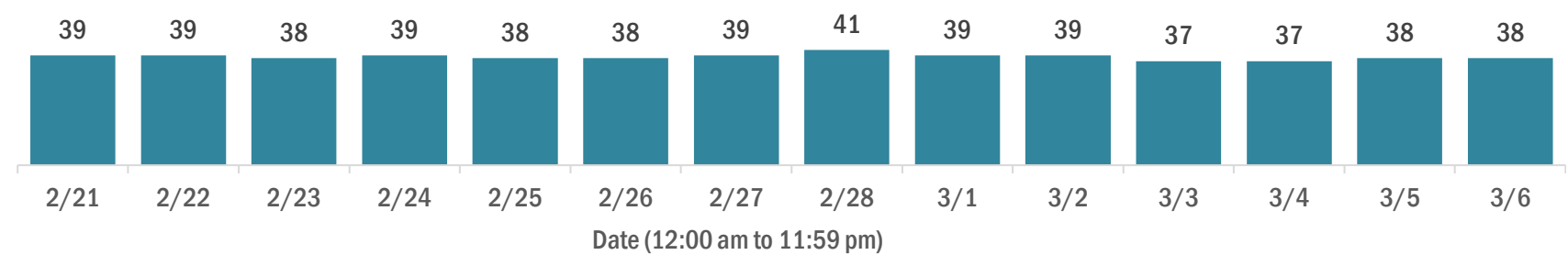
Data in this report are provisional and subject to change.

## Cases in Florida residents per day for the past 2 weeks

Number of cases per day



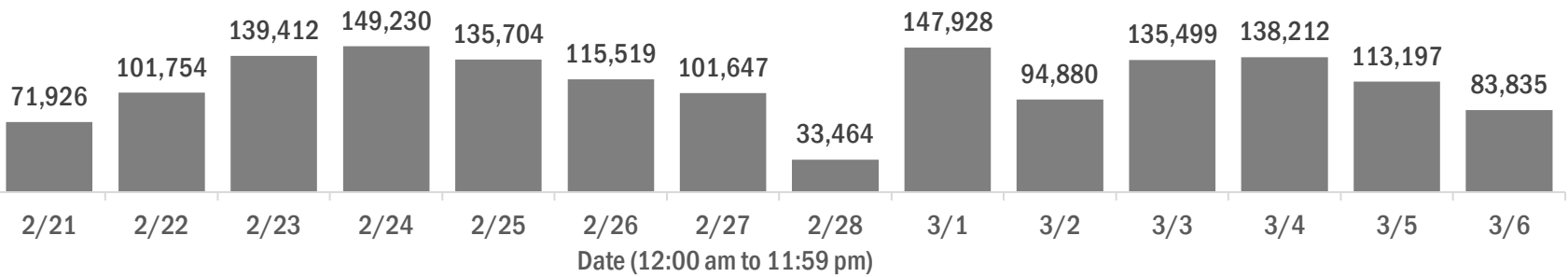
Median age of cases by day



## Laboratory testing for Florida residents over the past 2 weeks

Number of Florida residents tested per day

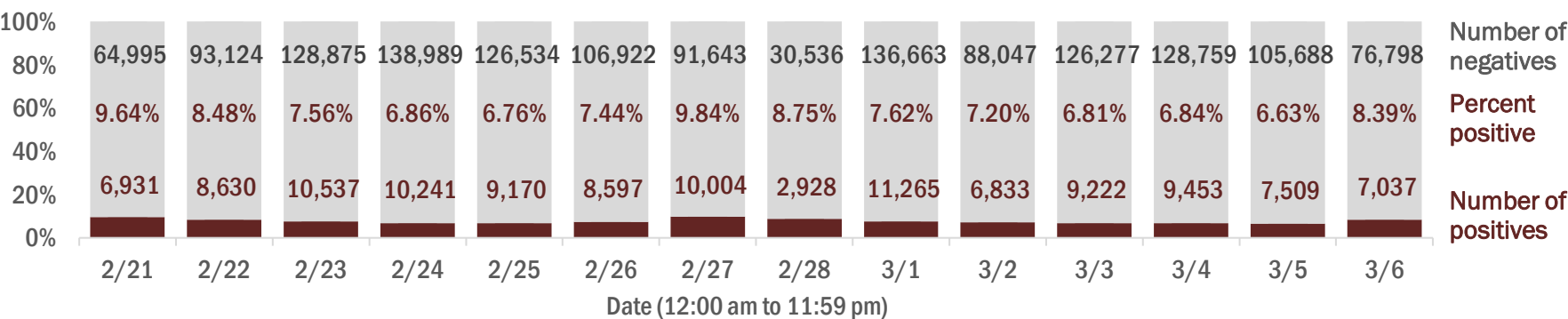
These counts include the number of people for whom the Department received PCR or antigen laboratory results by day. People tested on multiple days will be included for each day a new result was received. A person is only counted once for each day they are tested, regardless of whether multiple specimens are tested or multiple results are received.



Number and percent of Florida residents with positive test results

The percent of positive results ranged from 6.63% to 9.84% over the past 2 weeks and was 8.39% yesterday.

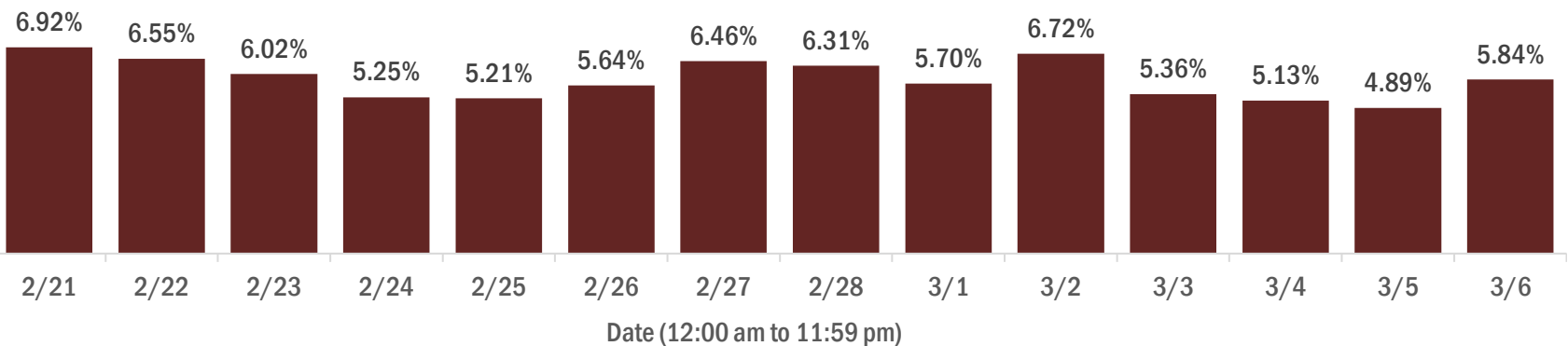
These counts include the number of people for whom the Department received PCR or antigen laboratory results by day. People tested on multiple days will be included for each day a new result was received. A person is only counted once for each day they are tested, regardless of whether multiple specimens are tested or multiple results are received. If a person has a positive specimen and a negative specimen in the same day, only the positive result is counted.



Percent positivity for new cases in Florida residents

The percent of positive results ranged from 4.89% to 6.92% over the past 2 weeks and was 5.84% yesterday.

This percent is the number of people who test PCR- or antigen-positive for the first time divided by all the people tested that day, excluding people who have previously tested positive.



# COVID-19: characteristics of 1,909,209 Florida resident cases

Data through Mar 6, 2021 verified as of Mar 7, 2021 at 09:25 AM

Data in this report are provisional and subject to change.

Age group	Cases		Hospitalizations		Deaths	
0-4 years	38,021	2%	533	1%	1	0%
5-14 years	118,356	6%	510	1%	5	0%
15-24 years	293,493	15%	1,995	2%	39	0%
25-34 years	331,520	17%	3,934	5%	163	1%
35-44 years	295,403	15%	5,913	7%	479	2%
45-54 years	290,861	15%	9,118	11%	1,190	4%
55-64 years	251,914	13%	13,681	17%	3,373	11%
65-74 years	158,730	8%	16,915	21%	6,700	21%
75-84 years	88,058	5%	16,920	21%	9,667	31%
85+ years	41,583	2%	11,428	14%	10,066	32%
Unknown	1,270	0%	7	0%	0	0%
Total	1,909,209		80,954		31,683	

Gender	Cases	
Female	998,314	52%
Male	897,143	47%
Unknown	13,752	1%
Total	1,909,209	

Ethnicity	Cases		Hospitalizations		Deaths	
Hispanic	608,165	32%	20,583	25%	7,325	23%
Non-Hispanic	917,573	48%	56,406	70%	22,180	70%
Unknown	383,471	20%	3,965	5%	2,178	7%
Total	1,909,209		80,954		31,683	

Race and ethnicity	Cases		Hospitalizations		Deaths	
White	1,070,269	56%	52,815	65%	23,167	73%
Hispanic	406,148	21%	14,684	18%	5,851	18%
Non-Hispanic	584,094	31%	36,485	45%	16,231	51%
Unknown	80,027	4%	1,646	2%	1,085	3%
Black	252,456	13%	16,842	21%	5,021	16%
Hispanic	14,684	1%	704	1%	209	1%
Non-Hispanic	216,820	11%	15,790	20%	4,632	15%
Unknown	20,952	1%	348	0%	180	1%
Other race	285,935	15%	9,003	11%	2,525	8%
Hispanic	144,126	8%	4,719	6%	1,098	3%
Non-Hispanic	97,638	5%	3,862	5%	1,203	4%
Unknown	44,171	2%	422	1%	224	1%
Unknown race	300,549	16%	2,294	3%	970	3%
Hispanic	43,207	2%	476	1%	167	1%
Non-Hispanic	19,021	1%	269	0%	114	0%
Unknown	238,321	12%	1,549	2%	689	2%
Total	1,909,209		80,954		31,683	

**Hospitalization** counts include anyone who was hospitalized at some point during their illness. It does not reflect the number of people currently hospitalized. **Other race** includes any person with a race of American Indian/Alaskan native, Asian, native Hawaiian/Pacific Islander, or other.

# COVID-19: deaths in Florida residents and staff of long-term care facilities

Data through Mar 6, 2021 verified as of Mar 7, 2021 at 09:25 AM

Data in this report are provisional and subject to change.

For current cases in residents or staff of long-term care facilities, please visit: <https://floridahealthcovid19.gov/>

County	Deaths		County	Deaths		County	Deaths	
Palm Beach	1025	<div></div> 10%	Okaloosa	161	<div></div> 1%	Calhoun	19	<div></div> 0%
Dade	991	<div></div> 9%	Hernando	151	<div></div> 1%	Gilchrist	19	<div></div> 0%
Pinellas	867	<div></div> 8%	Osceola	137	<div></div> 1%	Flagler	16	<div></div> 0%
Broward	633	<div></div> 6%	Charlotte	131	<div></div> 1%	Gulf	16	<div></div> 0%
Hillsborough	551	<div></div> 5%	Clay	118	<div></div> 1%	Wakulla	16	<div></div> 0%
Polk	414	<div></div> 4%	Indian River	116	<div></div> 1%	Gadsden	15	<div></div> 0%
Duval	404	<div></div> 4%	Leon	93	<div></div> 1%	Bradford	14	<div></div> 0%
Brevard	387	<div></div> 4%	Bay	88	<div></div> 1%	Washington	14	<div></div> 0%
Sarasota	385	<div></div> 4%	Jackson	87	<div></div> 1%	Baker	12	<div></div> 0%
Orange	376	<div></div> 3%	St. Johns	87	<div></div> 1%	Holmes	11	<div></div> 0%
Lee	333	<div></div> 3%	Highlands	84	<div></div> 1%	Franklin	10	<div></div> 0%
Marion	300	<div></div> 3%	Santa Rosa	79	<div></div> 1%	Jefferson	10	<div></div> 0%
Volusia	283	<div></div> 3%	Alachua	71	<div></div> 1%	Lafayette	8	<div></div> 0%
Escambia	271	<div></div> 3%	Suwannee	58	<div></div> 1%	Desoto	7	<div></div> 0%
St. Lucie	234	<div></div> 2%	Columbia	48	<div></div> 0%	Levy	7	<div></div> 0%
Lake	225	<div></div> 2%	Sumter	45	<div></div> 0%	Dixie	4	<div></div> 0%
Seminole	222	<div></div> 2%	Putnam	39	<div></div> 0%	Monroe	4	<div></div> 0%
Pasco	218	<div></div> 2%	Nassau	35	<div></div> 0%	Taylor	3	<div></div> 0%
Collier	188	<div></div> 2%	Hendry	29	<div></div> 0%	Hardee	2	<div></div> 0%
Manatee	188	<div></div> 2%	Walton	28	<div></div> 0%	Hamilton	1	<div></div> 0%
Citrus	179	<div></div> 2%	Okeechobee	24	<div></div> 0%	Liberty	1	<div></div> 0%
Martin	161	<div></div> 1%	Madison	20	<div></div> 0%	Total	10,773	

**Note:** cases are summarized by the county of usual residence. Residents and staff may be cases associated with facilities that are not in their county of usual residence, resulting in cases being included below for counties that do not have facilities with known cases.

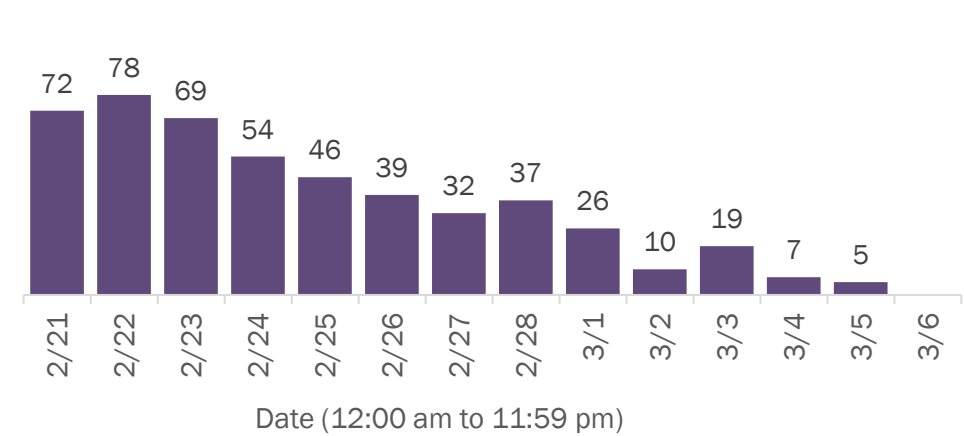
# COVID-19: cases in Florida residents who have died

Data through Mar 6, 2021 verified as of Mar 7, 2021 at 09:25 AM

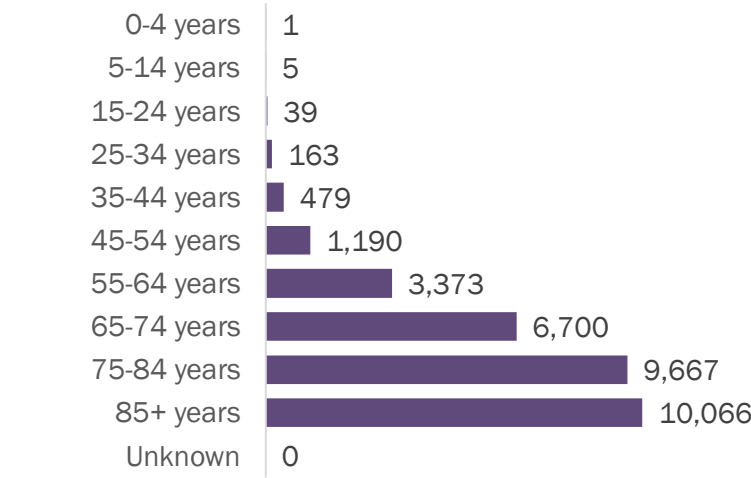
Data in this report are provisional and subject to change.

Demographics for all identified COVID-19 deaths: 31,683

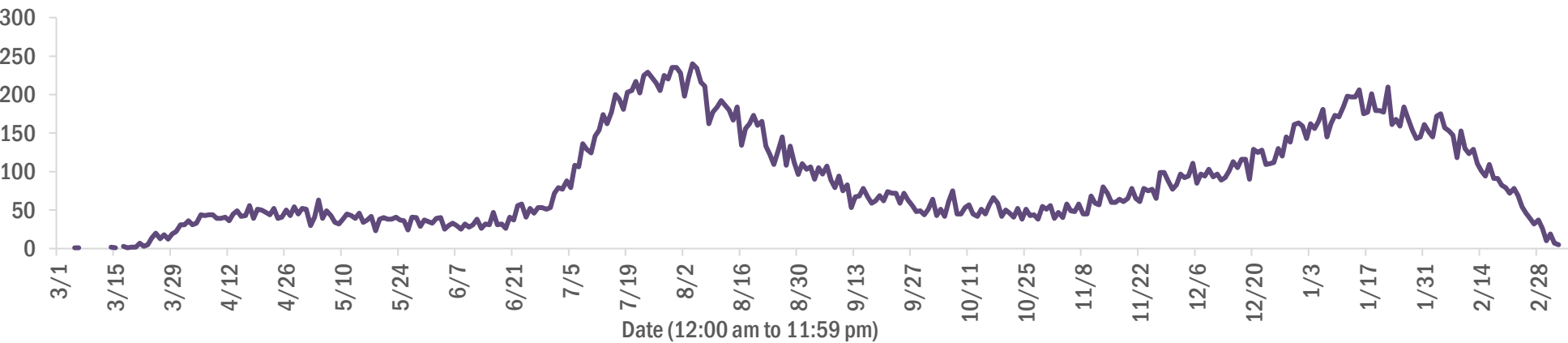
Deaths by date of death for the past 2 weeks



Deaths by age group



Deaths by date of death since March 2020



Age group	Deaths	Cases	Case fatality rate	Mortality rate per 100,000 population
0-4 years	1	38,021	0.0%	0.1
5-14 years	5	118,356	0.0%	0.2
15-24 years	39	293,493	0.0%	1.6
25-34 years	163	331,520	0.0%	5.8
35-44 years	479	295,403	0.2%	18.4
45-54 years	1,190	290,861	0.4%	42.7
55-64 years	3,373	251,914	1.3%	116.6
65-74 years	6,700	158,730	4.2%	276.1
75-84 years	9,667	88,058	11.0%	688.4
85+ years	10,066	41,583	24.2%	1742.9
Unknown	0	1,270	0.0%	
Total	31,683	1,909,209	1.7%	146.7

Gender	Deaths	Cases	Case fatality rate	Mortality rate per 100,000 population
Female	13,948	998,314	1.4%	126.3
Male	17,735	897,143	2.0%	168.0
Unknown	0	13,752	0.0%	
Total	31,683	1,909,209	1.7%	146.7

Race	Deaths	Cases	Case fatality rate	Mortality rate per 100,000 population
Black	5,021	252,456	2.0%	137.3
White	23,167	1,070,269	2.2%	138.7
Other	2,525	285,935	0.9%	202.9
Unknown	970	300,549	0.3%	
Total	31,683	1,909,209	1.7%	146.7

Ethnicity	Deaths	Cases	Case fatality rate	Mortality rate per 100,000 population
Hispanic	7,325	608,165	1.2%	129.0
Non-Hispanic	22,180	917,573	2.4%	139.3
Unknown	2,178	383,471	0.6%	
Total	31,683	1,909,209	1.7%	146.7

# COVID-19: characteristics of 1,909,209 cases

Data through Mar 6, 2021 verified as of Mar 7, 2021 at 09:25 AM

Data in this report are provisional and subject to change.

Tables below include cases in Florida residents and non-Florida residents.

All 67 Florida counties have cases:

County	FL resident cases		Non-FL resident cases	Total cases	FL resident deaths	FL death rate
Dade	414,318	<div></div> 22%	5,161	419,479	5,558	1.3%
Broward	197,347	<div></div> 10%	2,296	199,643	2,465	1.2%
Palm Beach	121,208	<div></div> 6%	2,096	123,304	2,510	2.1%
Orange	114,764	<div></div> 6%	1,603	116,367	1,126	1.0%
Hillsborough	112,662	<div></div> 6%	961	113,623	1,535	1.4%
Duval	88,258	<div></div> 5%	1,466	89,724	1,208	1.4%
Pinellas	66,189	<div></div> 3%	1,655	67,844	1,480	2.2%
Lee	56,800	<div></div> 3%	1,968	58,768	889	1.6%
Polk	57,711	<div></div> 3%	405	58,116	1,175	2.0%
Osceola	36,881	<div></div> 2%	616	37,497	459	1.2%
Volusia	34,583	<div></div> 2%	576	35,159	677	2.0%
Brevard	34,157	<div></div> 2%	610	34,767	764	2.2%
Escambia	30,606	<div></div> 2%	3,528	34,134	637	2.1%
Pasco	33,751	<div></div> 2%	303	34,054	664	2.0%
Manatee	31,908	<div></div> 2%	695	32,603	612	1.9%
Collier	29,666	<div></div> 2%	1,111	30,777	465	1.6%
Leon	28,662	<div></div> 2%	858	29,520	292	1.0%
Marion	27,948	<div></div> 1%	126	28,074	855	3.1%
Seminole	27,582	<div></div> 1%	210	27,792	442	1.6%
Sarasota	26,182	<div></div> 1%	1,290	27,472	750	2.9%
Lake	24,777	<div></div> 1%	379	25,156	583	2.4%
St. Lucie	22,495	<div></div> 1%	158	22,653	551	2.4%
Alachua	22,349	<div></div> 1%	250	22,599	236	1.1%
St. Johns	20,055	<div></div> 1%	279	20,334	200	1.0%
Okaloosa	19,038	<div></div> 1%	200	19,238	333	1.7%
Bay	18,317	<div></div> 1%	717	19,034	353	1.9%
Santa Rosa	17,095	<div></div> 1%	219	17,314	267	1.6%
Clay	16,823	<div></div> 1%	44	16,867	315	1.9%
Hernando	11,523	<div></div> 1%	89	11,612	403	3.5%
Indian River	11,100	<div></div> 1%	96	11,196	267	2.4%
Charlotte	10,668	<div></div> 1%	168	10,836	373	3.5%
Martin	10,608	<div></div> 1%	193	10,801	294	2.8%
Citrus	9,802	<div></div> 1%	80	9,882	414	4.2%
Sumter	8,101	<div></div> 0%	91	8,192	243	3.0%
Nassau	7,373	<div></div> 0%	426	7,799	116	1.6%

County	FL resident cases		Non-FL resident cases	Total cases	FL resident deaths	FL death rate
Columbia	7,689	<div></div> 0%	37	7,726	161	2.1%
Highlands	7,267	<div></div> 0%	74	7,341	308	4.2%
Walton	6,383	<div></div> 0%	757	7,140	81	1.3%
Flagler	6,058	<div></div> 0%	77	6,135	93	1.5%
Monroe	5,659	<div></div> 0%	327	5,986	46	0.8%
Jackson	5,897	<div></div> 0%	64	5,961	153	2.6%
Putnam	5,878	<div></div> 0%	19	5,897	130	2.2%
Gadsden	5,467	<div></div> 0%	16	5,483	87	1.6%
Suwannee	5,119	<div></div> 0%	27	5,146	133	2.6%
Hendry	4,328	<div></div> 0%	18	4,346	75	1.7%
Desoto	3,854	<div></div> 0%	18	3,872	76	2.0%
Okeechobee	3,559	<div></div> 0%	42	3,601	83	2.3%
Unknown	370	<div></div> 0%	3,128	3,498	0	0.0%
Baker	3,296	<div></div> 0%	15	3,311	56	1.7%
Wakulla	3,179	<div></div> 0%	12	3,191	52	1.6%
Levy	2,924	<div></div> 0%	9	2,933	41	1.4%
Bradford	2,853	<div></div> 0%	14	2,867	52	1.8%
Hardee	2,805	<div></div> 0%	14	2,819	31	1.1%
Taylor	2,652	<div></div> 0%	6	2,658	42	1.6%
Washington	2,618	<div></div> 0%	20	2,638	48	1.8%
Holmes	2,164	<div></div> 0%	31	2,195	46	2.1%
Madison	1,988	<div></div> 0%	26	2,014	43	2.2%
Gulf	1,858	<div></div> 0%	23	1,881	41	2.2%
Union	1,747	<div></div> 0%	1	1,748	70	4.0%
Calhoun	1,620	<div></div> 0%	3	1,623	46	2.8%
Lafayette	1,595	<div></div> 0%	0	1,595	24	1.5%
Hamilton	1,553	<div></div> 0%	19	1,572	22	1.4%
Dixie	1,510	<div></div> 0%	3	1,513	22	1.5%
Gilchrist	1,427	<div></div> 0%	4	1,431	37	2.6%
Jefferson	1,387	<div></div> 0%	22	1,409	24	1.7%
Franklin	1,246	<div></div> 0%	33	1,279	17	1.4%
Liberty	1,047	<div></div> 0%	1	1,048	16	1.5%
Glades	905	<div></div> 0%	2	907	16	1.8%
State-Call Center			1	1	0	
Total	1,909,209		35,786	1,944,995	31,683	1.7%



# COVID-19: characteristics of 1,909,209 Florida resident cases

Data through Mar 6, 2021 verified as of Mar 7, 2021 at 09:25 AM

Data in this report are provisional and subject to change.

The table below includes the cities and counties of residence for cases in Florida residents based on the patient's ZIP Code.

Note that city is not always received as part of the initial notification and may be missing while the case is being investigated.

City and county	Cases
Miami, Dade	239,948
Orlando, Orange	84,811
Jacksonville, Duval	82,934
Tampa, Hillsborough	65,833
Hialeah, Dade	58,656
Fort Lauderdale, Broward	42,429
Hollywood, Broward	37,865
West Palm Beach, Palm Beach	29,695
Kissimmee, Osceola	28,469
Tallahassee, Leon	27,666
Pensacola, Escambia	25,438
Homestead, Dade	25,100
Naples, Collier	25,026
Saint Petersburg, Pinellas	24,281
Fort Myers, Lee	22,283
Bradenton, Manatee	20,814
Ocala, Marion	20,617
Boca Raton, Palm Beach	20,385
Lakeland, Polk	20,104
Pompano Beach, Broward	19,075
Gainesville, Alachua	17,771
Sarasota, Sarasota	16,155
Port Saint Lucie, St. Lucie	14,839
Lake Worth, Palm Beach	14,741
Cape Coral, Lee	14,425
Clearwater, Pinellas	13,032
Miami Beach, Dade	12,954
Miramar, Broward	12,906
Boynton Beach, Palm Beach	11,715
Panama City, Bay	11,645
Doral, Dade	11,392
Coral Springs, Broward	11,289
Miami Gardens, Dade	10,975
Saint Augustine, St. Johns	10,770
Melbourne, Brevard	9,925
Winter Haven, Polk	9,728
Delray Beach, Palm Beach	9,150
Lehigh Acres, Lee	8,909
Davie, Broward	8,594
Riverview, Hillsborough	8,556
Vero Beach, Indian River	8,525
Milton, Santa Rosa	8,264
Palm Bay, Brevard	7,886
New Port Richey, Pasco	7,795
Sunrise, Broward	7,745
Fort Pierce, St. Lucie	7,498
Saint Cloud, Osceola	7,303
Coral Gables, Dade	7,296
Largo, Pinellas	7,254
Daytona Beach, Volusia	7,059
Apopka, Orange	7,057
Lake City, Columbia	7,003
Spring Hill, Hernando	6,882
Orange Park, Clay	6,868
Plantation, Broward	6,733
North Miami Beach, Dade	6,641
Clermont, Lake	6,588
Davenport, Polk	6,540
Brandon, Hillsborough	6,411

# COVID-19: characteristics of 1,909,209 Florida resident cases

Data through Mar 6, 2021 verified as of Mar 7, 2021 at 09:25 AM

Data in this report are provisional and subject to change.

The table below includes the cities and counties of residence for cases in Florida residents based on the patient's ZIP Code.

Note that city is not always received as part of the initial notification and may be missing while the case is being investigated.

City and county	Cases
Jupiter, Palm Beach	6,224
Weston, Broward	6,148
Plant City, Hillsborough	6,117
Sanford, Seminole	6,108
Deltona, Volusia	6,022
Deerfield Beach, Broward	5,725
Winter Garden, Orange	5,640
Fort Walton Beach, Okaloosa	5,307
Tamarac, Broward	5,305
Port Charlotte, Charlotte	5,237
Palm Coast, Flagler	5,097
Crestview, Okaloosa	5,070
Stuart, Martin	5,028
Wesley Chapel, Pasco	4,943
Coconut Creek, Broward	4,828
Palm Beach Gardens, Palm Beach	4,797
Land O Lakes, Pasco	4,751
Margate, Broward	4,748
Winter Park, Orange	4,676
Deland, Volusia	4,659
Palmetto, Manatee	4,650
Palm Harbor, Pinellas	4,624
Wellington, Palm Beach	4,554
Oviedo, Seminole	4,517
Miami Lakes, Dade	4,359
Opa Locka, Dade	4,256
Altamonte Springs, Seminole	4,219
Lutz, Hillsborough	4,117
Middleburg, Clay	4,112
Port Orange, Volusia	4,065
Haines City, Polk	4,059
Brooksville, Hernando	4,026
Live Oak, Suwannee	3,981
Valrico, Hillsborough	3,951
Venice, Sarasota	3,943
North Port, Sarasota	3,940
The Villages, Sumter	3,896
Sebring, Highlands	3,894
Ocoee, Orange	3,888
Leesburg, Lake	3,877
Punta Gorda, Charlotte	3,871
Hallandale, Broward	3,868
Pembroke Pines, Broward	3,768
Arcadia, Desoto	3,749
Saint Johns, St. Johns	3,742
Seminole, Pinellas	3,617
Bonita Springs, Lee	3,616
Ormond Beach, Volusia	3,590
Zephyrhills, Pasco	3,567
Navarre, Santa Rosa	3,560
Okeechobee, Okeechobee	3,548
Windermere, Orange	3,345
Pinellas Park, Pinellas	3,341
Immokalee, Collier	3,321
Longwood, Seminole	3,289
North Lauderdale, Broward	3,279
North Miami, Dade	3,241
Gulf Breeze, Santa Rosa	3,228
Ruskin, Hillsborough	3,213



# COVID-19: characteristics of 1,909,209 Florida resident cases

Data through Mar 6, 2021 verified as of Mar 7, 2021 at 09:25 AM

Data in this report are provisional and subject to change.

The table below includes the cities and counties of residence for cases in Florida residents based on the patient's ZIP Code.

Note that city is not always received as part of the initial notification and may be missing while the case is being investigated.

City and county	Cases
Cocoa, Brevard	3,174
Niceville, Okaloosa	3,160
Cantonment, Escambia	3,074
Panama City Beach, Bay	2,986
Jacksonville Beach, Duval	2,921
Quincy, Gadsden	2,914
Lake Worth Beach, Palm Beach	2,907
Key West, Monroe	2,887
Crawfordville, Wakulla	2,853
Casselberry, Seminole	2,825
Hudson, Pasco	2,770
Dade City, Pasco	2,756
Cutler Ridge, Dade	2,754
Port Richey, Pasco	2,752
Palatka, Putnam	2,726
Bartow, Polk	2,724
Titusville, Brevard	2,699
Fernandina Beach, Nassau	2,682
North Fort Myers, Lee	2,661
Oakland Park, Broward	2,650
Green Cove Springs, Clay	2,628
Lake Mary, Seminole	2,576
Winter Springs, Seminole	2,565
Kissimmee, Polk	2,551
Auburndale, Polk	2,530
Ponte Vedra Beach, St. Johns	2,514
Aventura, Dade	2,503
Perry, Taylor	2,492
Lake Wales, Polk	2,475
Merritt Island, Brevard	2,462
Lynn Haven, Bay	2,427
Tarpon Springs, Pinellas	2,406
New Smyrna Beach, Volusia	2,398
Marianna, Jackson	2,358
Inverness, Citrus	2,342
Belle Glade, Palm Beach	2,307
Clewiston, Hendry	2,274
Fleming Island, Clay	2,234
Parkland, Broward	2,230
Eustis, Lake	2,226
Santa Rosa Beach, Walton	2,210
Royal Palm Beach, Palm Beach	2,183
Cooper City, Broward	2,182
Wimauma, Hillsborough	2,172
Dunedin, Pinellas	2,162
Estero, Lee	2,137
Loxahatchee, Palm Beach	2,125
Holiday, Pasco	2,076
Defuniak Springs, Walton	2,044
Chipley, Washington	2,035
Rockledge, Brevard	1,967
Sarasota, Manatee	1,966
Key Biscayne, Dade	1,965
Destin, Okaloosa	1,941
Parrish, Manatee	1,935
Starke, Bradford	1,923
Labelle, Hendry	1,923
Mount Dora, Lake	1,897
Palm City, Martin	1,894

# COVID-19: characteristics of 1,909,209 Florida resident cases

Data through Mar 6, 2021 verified as of Mar 7, 2021 at 09:25 AM

Data in this report are provisional and subject to change.

The table below includes the cities and counties of residence for cases in Florida residents based on the patient's ZIP Code.

Note that city is not always received as part of the initial notification and may be missing while the case is being investigated.

City and county	Cases
Odessa, Hillsborough	1,877
Avon Park, Highlands	1,874
Mulberry, Polk	1,867
Riviera Beach, Palm Beach	1,850
Tavares, Lake	1,828
Seffner, Hillsborough	1,771
Summerfield, Marion	1,751
Yulee, Nassau	1,747
Groveland, Lake	1,698
Pinecrest, Dade	1,667
Wauchula, Hardee	1,635
Missing, Dade	1,627
Lithia, Hillsborough	1,626
Maitland, Orange	1,614
Macclenny, Baker	1,614
Orange City, Volusia	1,579
Sebastian, Indian River	1,569
Mayo, Lafayette	1,566
Callahan, Nassau	1,559
Coconut Grove, Dade	1,548
Bonifay, Holmes	1,548
Ponte Vedra, St. Johns	1,526
Carol City, Dade	1,523
Palmetto Bay, Dade	1,509
Homosassa, Citrus	1,506
Lady Lake, Lake	1,506
Crossings, Dade	1,477
Crystal River, Citrus	1,472
Dania, Broward	1,420
Pace, Santa Rosa	1,374
Lake Placid, Highlands	1,371
Lake Butler, Union	1,354
Gibsonton, Hillsborough	1,347
Oldsmar, Pinellas	1,327
Sun City Center, Hillsborough	1,326
Florida City, Dade	1,323
Madison, Madison	1,318
Dover, Hillsborough	1,314
Atlantic Beach, Duval	1,311
Hobe Sound, Martin	1,295
Biscayne Park, Dade	1,274
Monticello, Jefferson	1,270
Dunnellon, Marion	1,268
Apollo Beach, Hillsborough	1,266
Palm Springs, Palm Beach	1,260
Edgewater, Volusia	1,256
Alachua, Alachua	1,242
Indiantown, Martin	1,228
Debary, Volusia	1,226
Graceville, Jackson	1,215
Bellevue, Marion	1,214
North Palm Beach, Palm Beach	1,177
Century, Escambia	1,164
Lantana, Palm Beach	1,158
South Miami, Dade	1,123
Newberry, Alachua	1,120
Lecanto, Citrus	1,094
Havana, Gadsden	1,076
El Portal, Dade	1,064

# COVID-19: characteristics of 1,909,209 Florida resident cases

Data through Mar 6, 2021 verified as of Mar 7, 2021 at 09:25 AM

Data in this report are provisional and subject to change.

The table below includes the cities and counties of residence for cases in Florida residents based on the patient's ZIP Code.

Note that city is not always received as part of the initial notification and may be missing while the case is being investigated.

City and county	Cases
Ellenton, Manatee	1,061
Williston, Levy	1,057
Safety Harbor, Pinellas	1,054
Hilliard, Nassau	1,052
Jensen Beach, Martin	1,046
Beverly Hills, Citrus	1,033
Blountstown, Calhoun	1,029
Freeport, Walton	1,021
Jasper, Hamilton	1,018
Satellite Beach, Brevard	999
Lauderhill, Broward	984
Trenton, Gilchrist	974
Wildwood, Sumter	959
Wewahitchka, Gulf	957
Wilton Manors, Broward	943
Sanderson, Baker	938
Nokomis, Sarasota	928
Keystone Heights, Clay	927
Hernando, Citrus	914
Englewood, Charlotte	912
Mary Esther, Okaloosa	907
Fellsmere, Indian River	902
Everglades National Park, Dade	901
Frostproof, Polk	898
Key Largo, Monroe	888
Fisher Island, Dade	876
Polk City, Polk	873
Port Saint Joe, Gulf	871
Dunnellon, Citrus	867
Bushnell, Sumter	866
Shalimar, Okaloosa	859
Moore Haven, Glades	847
Medley, Dade	847
Lauderdale Lakes, Broward	846
Coleman, Sumter	830
Bristol, Liberty	813
Cross City, Dixie	803
Pahokee, Palm Beach	802
South Bay, Palm Beach	792
Marco Island, Collier	772
Fort Meade, Polk	763
Cocoa Beach, Brevard	759
Chiefland, Levy	750
High Springs, Alachua	740
Glen Saint Mary, Baker	739
Chattahoochee, Gadsden	729
Sorrento, Lake	725
Indialantic, Brevard	718
Minneola, Lake	717
Englewood, Sarasota	716
Spring Hill, Pasco	715
Trinity, Pasco	713
Olympia Heights, Dade	704
Thonotosassa, Hillsborough	702
Uleta, Dade	702
Crescent City, Putnam	695
Miramar Beach, Walton	690
Fruitland Park, Lake	688
Interlachen, Putnam	685

# COVID-19: characteristics of 1,909,209 Florida resident cases

Data through Mar 6, 2021 verified as of Mar 7, 2021 at 09:25 AM

Data in this report are provisional and subject to change.

The table below includes the cities and counties of residence for cases in Florida residents based on the patient's ZIP Code.

Note that city is not always received as part of the initial notification and may be missing while the case is being investigated.

City and county	Cases
Coral, Dade	678
Marathon, Monroe	670
Southwest Ranches, Broward	666
Lawtey, Bradford	659
Fort Myers Beach, Lee	658
Umatilla, Lake	654
Bowling Green, Hardee	654
Old Town, Dixie	649
Jacksonville, St. Johns	642
Lake Alfred, Polk	633
Fort White, Columbia	627
Neptune Beach, Duval	616
West Melbourne, Brevard	616
Silver Springs, Marion	597
Baker, Okaloosa	581
Bronson, Levy	558
Belle Isle, Orange	557
South Daytona, Volusia	551
Weeki Wachee, Hernando	550
Sneads, Jackson	549
Clearwater Beach, Pinellas	548
Palm Beach, Palm Beach	545
Jay, Santa Rosa	537
Gulfport, Pinellas	530
Bunnell, Flagler	522
Carrabelle, Franklin	521
Surfside, Dade	514
Mascotte, Lake	498
Hawthorne, Alachua	490
Sweetwater, Dade	488
Molino, Escambia	483
Cottdale, Jackson	477
Rotunda West, Charlotte	474
Citra, Marion	471
Oakland, Orange	470
Oxford, Sumter	464
Midway, Gadsden	460
Zolfo Springs, Hardee	460
Florida State University, Leon	455
Youngstown, Bay	451
Cape Canaveral, Brevard	449
Ocklawaha, Marion	447
East Palatka, Putnam	447
Myakka City, Manatee	446
Mims, Brevard	440
Melbourne Beach, Brevard	439
Tavernier, Monroe	430
Altha, Calhoun	423
Dundee, Polk	421
Indian Harbour Beach, Brevard	421
Branford, Suwannee	420
Bell, Gilchrist	416
Alva, Lee	412
Flagler Beach, Flagler	410
Celebration, Osceola	407
Apalachicola, Franklin	406
Bal Harbour, Dade	395
Centerville, Leon	394
Haverhill, Palm Beach	379

# COVID-19: characteristics of 1,909,209 Florida resident cases

Data through Mar 6, 2021 verified as of Mar 7, 2021 at 09:25 AM

Data in this report are provisional and subject to change.

The table below includes the cities and counties of residence for cases in Florida residents based on the patient's ZIP Code. Note that city is not always received as part of the initial notification and may be missing while the case is being investigated.

City and county	Cases
Archer, Alachua	376
De Leon Springs, Volusia	367
Eagle Lake, Polk	365
Hastings, St. Johns	363
Webster, Sumter	362
Raiford, Union	360
Grand Ridge, Jackson	353
Osprey, Sarasota	353
West Miami, Dade	346
Floral City, Citrus	346
Tequesta, Palm Beach	340
Greenville, Madison	333
Lake Park, Palm Beach	332
Holly Hill, Volusia	327
Grand Island, Lake	323
Ave Maria, Collier	321
Vernon, Washington	319
Pierson, Volusia	317
Chuluota, Seminole	316
Malone, Jackson	312
Jennings, Hamilton	312
Montverde, Lake	310
Satsuma, Putnam	304
Eastpoint, Franklin	301
Indian Rocks Beach, Pinellas	300
Gotha, Orange	298
Laurel Hill, Okaloosa	295
Sebastian, Brevard	295
Melrose, Putnam	292
Westville, Holmes	292
Kenneth City, Pinellas	289
Bryceville, Nassau	287
Elkton, St. Johns	285
Alafaya, Orange	284
Reddick, Marion	284
Valparaiso, Okaloosa	283
Lehigh, Lee	283
Fort McCoy, Marion	280
Malabar, Brevard	278
Missing, Volusia	272
Greenwood, Jackson	270
Ponce De Leon, Holmes	268
O Brien, Suwannee	267
Lake Panasoffkee, Sumter	267
Winter Park, Seminole	265
Anthony, Marion	264
Missing, Orange	264
San Antonio, Pasco	262
Belleair, Pinellas	254
Geneva, Seminole	251
Morriston, Levy	249
Greenacres, Palm Beach	248
Inlet Beach, Walton	240
South Pasadena, Pinellas	236
Sanibel, Lee	232
Lee, Madison	232
Edgewood, Orange	231
Fountain, Bay	229
Southport, Bay	229

# COVID-19: characteristics of 1,909,209 Florida resident cases

Data through Mar 6, 2021 verified as of Mar 7, 2021 at 09:25 AM

Data in this report are provisional and subject to change.

The table below includes the cities and counties of residence for cases in Florida residents based on the patient's ZIP Code.

Note that city is not always received as part of the initial notification and may be missing while the case is being investigated.

City and county	Cases
Fern Park, Seminole	227
Eglin Air Force Base, Okaloosa	227
Hallandale Beach, Broward	225
White Springs, Hamilton	222
Kindred, Osceola	221
Weirsdale, Marion	219
Hosford, Liberty	219
Gretna, Gadsden	219
Longboat Key, Manatee	214
Wellborn, Suwannee	213
University Of Central Fl, Orange	212
Mcdavid, Escambia	202
Holt, Okaloosa	202
Bay Harbor Islands, Dade	197
Astatula, Lake	197
Saint James City, Lee	196
Lakewood Ranch, Manatee	192
Islamorada, Monroe	192
Juno Beach, Palm Beach	189
Holmes Beach, Manatee	188
Micanopy, Alachua	188
Mcalpin, Suwannee	188
Howey-In-The-Hills, Lake	188
Poinciana, Polk	186
Sopchoppy, Wakulla	184
Azalea Park, Orange	183
Altoona, Lake	183
The Villages, Marion	181
Alford, Jackson	181
Zellwood, Orange	180
Madeira Beach, Pinellas	178
Babson Park, Polk	177
Atlantis, Palm Beach	175
The Villages, Lake	172
Lauderdale By The Sea, Broward	167
Lake Helen, Volusia	166
Mangonia Park, Palm Beach	164
Caryville, Washington	161
Center Hill, Sumter	160
Summerland Key, Monroe	158
University Of Miami, Dade	158
Pomona Park, Putnam	155
Golden Beach, Dade	155
Odessa, Pasco	154
Viera, Brevard	152
Bokeelia, Lee	150
Cutler Bay, Dade	148
Rocky Point, Hillsborough	148
Osteen, Volusia	147
Lockhart, Orange	146
University Of Fl, Alachua	145
Bay Lake, Orange	144
Oak Hill, Volusia	144
Grant-Valkaria, Brevard	140
Hiawassee, Orange	139
Hypoluxo, Palm Beach	138
Clair-Mel City, Hillsborough	138
Ponce Inlet, Volusia	138
Citrus Springs, Citrus	136



# COVID-19: characteristics of 1,909,209 Florida resident cases

Data through Mar 6, 2021 verified as of Mar 7, 2021 at 09:25 AM

Data in this report are provisional and subject to change.

The table below includes the cities and counties of residence for cases in Florida residents based on the patient's ZIP Code.

Note that city is not always received as part of the initial notification and may be missing while the case is being investigated.

City and county	Cases
Lutz, Pasco	134
Hollister, Putnam	134
Sumterville, Sumter	133
Carrollwood, Hillsborough	130
Lady Lake, Sumter	128
Baldwin, Duval	128
Hampton, Bradford	125
San Mateo, Putnam	123
Apopka, Seminole	123
Paisley, Lake	122
Inglis, Levy	121
Big Pine Key, Monroe	119
Clarksville, Calhoun	119
Matlacha, Lee	119
Steinhatchee, Taylor	119
Lake Hamilton, Polk	118
Christmas, Orange	118
Cloud Lake, Palm Beach	117
Kendall, Dade	116
Missing, Lee	113
Placida, Charlotte	112
University Of Central Florida, Orange	111
Belleair Beach, Pinellas	109
Buena Ventura Lakes, Osceola	106
Callaway, Bay	106
Panacea, Wakulla	104
Tierra Verde, Pinellas	102
West Park, Broward	102
Temple Terrace, Hillsborough	101
Brooker, Bradford	101
Dinsmore, Duval	101
Hurlburt Field, Okaloosa	100
Lamont, Jefferson	100
Astor, Lake	100
Seville, Volusia	99
South Fort Myers, Lee	98
Canal Point, Palm Beach	96
Harmony, Osceola	96
Lighthouse Point, Broward	95
Florahome, Putnam	94
Bascom, Jackson	94
Barry University, Dade	94
Saint Leo, Pasco	93
Cedar Key, Levy	92
Waldo, Alachua	91
Missing, St. Johns	91
Florida Gulf Coast Univ, Lee	91
Fruit Cove, St. Johns	90
Tyndall Air Force Base, Bay	89
Barefoot Bay, Brevard	89
University Of South Florida, Hillsborough	88
Bradenton Beach, Manatee	88
Maitland, Seminole	87
Pinetta, Madison	86
Dania Beach, Broward	86
City Of Sunrise, Broward	84
Crystal Beach, Pinellas	84
Lorida, Highlands	82
Missing, Marion	82

# COVID-19: characteristics of 1,909,209 Florida resident cases

Data through Mar 6, 2021 verified as of Mar 7, 2021 at 09:25 AM

Data in this report are provisional and subject to change.

The table below includes the cities and counties of residence for cases in Florida residents based on the patient's ZIP Code.

Note that city is not always received as part of the initial notification and may be missing while the case is being investigated.

City and county	Cases
Kathleen, Polk	81
F M, Lee	79
Sunny Isles Beach, Dade	78
Missing, St. Lucie	76
Welaka, Putnam	75
Ocean Ridge, Palm Beach	75
Palma Ceia, Hillsborough	74
Missing, Pinellas	74
Avon Park, Polk	73
Eatonville, Orange	73
Fort Denaud, Hendry	73
Patrick Air Force Base, Brevard	72
Campbellton, Jackson	70
Saint Pete Beach, Pinellas	69
Air Mail Facility, Dade	69
Ochopee, Collier	69
Yalaha, Lake	68
Princeton, Dade	67
Boca Grande, Lee	66
Greensboro, Gadsden	65
North Venice, Sarasota	64
Stock Island, Monroe	63
Anna Maria, Manatee	62
Reunion, Osceola	60
Cudjoe Key, Monroe	59
Bonita Beach, Lee	59
Mexico Beach, Bay	58
Destin, Walton	58
Georgetown, Putnam	58
Bellview, Escambia	57
North Redington Beach, Pinellas	57
Orlando, Seminole	57
Felda, Hendry	55
Missing, Duval	54
Miami, Unknown	54
Lake Suzy, Desoto	54
Missing, Lake	54
Ona, Hardee	53
Missing, Pasco	53
Micco, Brevard	53
Missing, Santa Rosa	53
Treasure Island, Pinellas	52
Walnut Hill, Escambia	51
Orlando, Dade	51
Northdale, Hillsborough	51
Heathrow, Seminole	51
Miami Springs, Dade	51
Singer Island, Palm Beach	51
Okahumpka, Lake	50
Palm Beach Shores, Palm Beach	49
Salt Springs, Marion	49
Aloma, Orange	49
Miromar Lakes, Lee	47
Cinco Bayou, Okaloosa	47
Town N Country, Hillsborough	47
Duette, Manatee	47
University Of Tampa, Hillsborough	46
Enterprise, Volusia	46
Highland City, Polk	45

# COVID-19: characteristics of 1,909,209 Florida resident cases

Data through Mar 6, 2021 verified as of Mar 7, 2021 at 09:25 AM

Data in this report are provisional and subject to change.

The table below includes the cities and counties of residence for cases in Florida residents based on the patient's ZIP Code.

Note that city is not always received as part of the initial notification and may be missing while the case is being investigated.

City and county	Cases
Terra Ceia, Manatee	44
Waverly, Polk	44
Missing, Palm Beach	44
Intercession City, Osceola	44
Sewalls Point, Martin	44
Florence Villa, Polk	44
Eaton Park, Polk	43
Orlando, Osceola	43
Gulf Breeze, Escambia	43
Manalapan, Palm Beach	42
Village Of Wellington, Palm Beach	41
Kenansville, Osceola	41
Key Colony Beach, Monroe	40
Saint Johns, Duval	40
Green Acres, Palm Beach	40
Ebro, Washington	40
Lacoochee, Pasco	39
Orlando, Broward	39
Bayonet Point, Pasco	38
Village Wellington, Palm Beach	38
Florida International Univ, Dade	38
Florida A And M University, Leon	37
Ponte Vedra, Duval	37
Naranja, Dade	37
Orlando, Volusia	37
Orlando, Polk	35
Hialeah Gardens, Dade	35
Tice, Lee	34
Highland Beach, Palm Beach	34
Missing, Broward	34
Flemington, Marion	34
Pasadena, Pinellas	34
Cortez, Manatee	33
Palm Shores, Brevard	33
Bagdad, Santa Rosa	32
Homeland, Polk	32
Bay Pines, Pinellas	32
Dowling Park, Suwannee	32
Bonaventure, Broward	32
Missing, Sumter	32
Lakeshore, Polk	31
Eloise, Polk	31
Lulu, Columbia	31
Venus, Highlands	31
Miami Shores, Dade	31
Missing, Hillsborough	31
Davenport, Osceola	30
Penney Farms, Clay	30
Siesta Key, Sarasota	30
Miami, Broward	30
Missing, Seminole	29
Orlando, Hillsborough	29
Mcintosh, Marion	29
Nocatee, Desoto	29
Stetson University, Volusia	29
North Bay Village, Dade	29
Hallandle Beach, Broward	29
Bonita Springs, Collier	29
Lealman, Pinellas	29

# COVID-19: characteristics of 1,909,209 Florida resident cases

Data through Mar 6, 2021 verified as of Mar 7, 2021 at 09:25 AM

Data in this report are provisional and subject to change.

The table below includes the cities and counties of residence for cases in Florida residents based on the patient's ZIP Code.

Note that city is not always received as part of the initial notification and may be missing while the case is being investigated.

City and county	Cases
Horseshoe Beach, Dixie	28
Bayshore Gardens, Manatee	28
Pensacola Beach, Santa Rosa	28
Jupiter, Martin	28
South Palm Beach, Palm Beach	28
Univ Of FI Student Dorms, Alachua	28
Poinciana, Osceola	27
Saint Marks, Wakulla	27
Kinard, Calhoun	27
Florida State, Leon	27
Caryville, Holmes	27
Chokoloskee, Collier	26
City Of Westlake, Palm Beach	26
Alturas, Polk	26
Palmdale, Glades	26
Little Torch Key, Monroe	26
Pine Hills, Orange	26
Homosassa Springs, Citrus	26
Indian Lake Estates, Polk	25
Missing, Monroe	25
Tangerine, Orange	25
Wekiva Springs, Seminole	25
South Miami Heights, Dade	25
Long Key, Monroe	24
Labelle, Glades	24
Hawthorne, Putnam	24
Fort Lauderdale, Dade	24
Santa Fe, Alachua	24
Missing, Escambia	24
Earleton, Alachua	24
Goulds, Dade	23
Westchase, Hillsborough	23
New Smyrna, Volusia	23
Archer, Levy	23
Pembroke Park, Broward	23
Bradley, Polk	23
Kissimmee, Orange	22
La Crosse, Alachua	22
Ridge Manor, Pasco	22
Florida Dept Of Corrections, Union	22
Paxton, Walton	22
Wausau, Washington	22
Westlake, Palm Beach	22
Yankeetown, Levy	22
Citrus Ridge, Indian River	22
Sparr, Marion	22
Sydney, Hillsborough	22
Balm, Hillsborough	22
Sugarloaf Key, Monroe	22
Tioga, Alachua	22
Orange Lake, Marion	22
Wabasso, Indian River	21
Perdido Key, Escambia	21
Everglades City, Collier	21
Bonifay, Washington	21
Bostwick, Putnam	21
Loughman, Polk	21
Plymouth, Orange	20
Indian River Shores, Indian River	20

# COVID-19: characteristics of 1,909,209 Florida resident cases

Data through Mar 6, 2021 verified as of Mar 7, 2021 at 09:25 AM

Data in this report are provisional and subject to change.

The table below includes the cities and counties of residence for cases in Florida residents based on the patient's ZIP Code. Note that city is not always received as part of the initial notification and may be missing while the case is being investigated.

City and county	Cases
Missing, Manatee	20
Florida International University, Dade	20
Pine Castle, Orange	20
Branford, Lafayette	20
Missing, Citrus	20
Sun City, Hillsborough	19
Babcock Ranch, Lee	19
Mexico Beach, Gulf	19
Wildlight, Nassau	19
Crystal Springs, Pasco	19
Redington Shores, Pinellas	19
Missing, Okaloosa	19
Laud-By-The-Sea, Broward	19
Lowell, Marion	19
Mango, Hillsborough	19
Parker, Bay	19
Missing, Indian River	19
Hollywood, Dade	18
Candler, Marion	18
Jensen Beach, St. Lucie	18
Orlando, Palm Beach	18
Missing, Brevard	18
Fort Ogden, Desoto	18
Goodland, Collier	18
Nichols, Polk	17
Nalcrest, Polk	17
Maxville, Duval	17
Champions Gate, Polk	17
Graceville, Holmes	17
Jacksonville, Unknown	16
West Panama City Beach, Bay	16
Missing, Collier	16
Trenton, Levy	16
Forest City, Orange	16
Orlando, Pinellas	16
High Springs, Gilchrist	16
Gulf Hammock, Levy	16
Shady Hills, Pasco	16
Suwannee, Dixie	16
Union Park, Orange	16
Gulf Stream, Palm Beach	16
Webster, Hernando	15
Tallevast, Manatee	15
Lakewood Ranch, Sarasota	15
Hernando Beach, Hernando	15
Hutchinson Island, St. Lucie	15
White Springs, Columbia	15
Otter Creek, Levy	15
Woodville, Leon	15
Lake City, Suwannee	15
Wewahitchka, Calhoun	15
Brooksville, Pasco	15
Golden Oak, Orange	15
Lake Buena Vista, Orange	15
Buckingham, Lee	14
Ramrod Key, Monroe	14
Saint Lucie West, St. Lucie	14
Winter Garden, Lake	14
Murdock, Charlotte	14

# COVID-19: characteristics of 1,909,209 Florida resident cases

Data through Mar 6, 2021 verified as of Mar 7, 2021 at 09:25 AM

Data in this report are provisional and subject to change.

The table below includes the cities and counties of residence for cases in Florida residents based on the patient's ZIP Code.

Note that city is not always received as part of the initial notification and may be missing while the case is being investigated.

City and county	Cases
Copeland, Collier	14
Village Of Palmetto Bay, Dade	14
Mount Dora, Orange	14
Missing, Bay	14
Laurel Hill, Walton	14
Wahneta, Polk	13
Graham, Bradford	13
Missing, Martin	13
Braden River, Manatee	13
Kingsley Lake, Bradford	13
Gonzalez, Escambia	13
Orlando, Brevard	13
Saint George Island, Franklin	13
Trilby, Pasco	13
Daytona Beach Shores, Volusia	13
Hialeah, Unknown	13
Orlando, Lake	13
Belleair Bluffs, Pinellas	13
Lake Monroe, Seminole	13
Johns Pass Village, Pinellas	13
Watersound, Walton	13
Choctaw Beach, Okaloosa	12
Eau Gallie, Brevard	12
Orlando, Unknown	12
Fort Charlotte, Charlotte	12
Unknown, Dade	12
Long Boat Key, Manatee	12
Steinhatchee, Dixie	12
Florida State Univ Admin, Leon	12
Pensacola Beach, Escambia	12
Rosemary Beach, Walton	12
Holder, Citrus	12
Mount Plymouth, Lake	12
Missing, Putnam	12
Roseland, Indian River	12
Durant, Hillsborough	12
Citrus Hills, Citrus	11
Orlando, Leon	11
Missing, Unknown	11
Greenville, Taylor	11
Ozona, Pinellas	11
Indian Creek Village, Dade	11
Naples, Lee	11
Babcock Ranch, Charlotte	11
Deer Island, Lake	11
East Lake, Marion	11
Alys Beach, Bay	11
Deerfield Beach, Palm Beach	11
Captiva, Lee	10
Lake Como, Putnam	10
Missing, Polk	10
University Park, Manatee	10
Grandin, Putnam	10
Gibsonia, Polk	10
Redington Beach, Pinellas	10
Telogia, Liberty	10
Missing, Nassau	10
Los Angeles, Dade	10
Hillsboro Beach, Broward	10



# COVID-19: characteristics of 1,909,209 Florida resident cases

Data through Mar 6, 2021 verified as of Mar 7, 2021 at 09:25 AM

Data in this report are provisional and subject to change.

The table below includes the cities and counties of residence for cases in Florida residents based on the patient's ZIP Code.

Note that city is not always received as part of the initial notification and may be missing while the case is being investigated.

City and county	Cases
Passport, Unknown	10
Seacrest, Walton	10
Orlando, Duval	10
Dade City, Hernando	10
Leisure City, Dade	10
Grant Valkaria, Brevard	9
Briny Breezes, Palm Beach	9
Nobleton, Hernando	9
Perrine, Dade	9
Saint Augustine, Duval	9
West Delray Beach, Palm Beach	9
Elfers, Pasco	9
Fanning Springs, Gilchrist	9
Day, Lafayette	9
Lloyd, Jefferson	9
Lamont, Madison	9
Forest City, Seminole	9
Haines Creek, Lake	9
Cypress, Jackson	9
Boca Raton, Broward	9
Rubonia, Manatee	9
Umatilla, Marion	9
Palma Sola, Manatee	9
Sea Ranch Lakes, Broward	9
Missing, Taylor	9
Innovation, Pasco	9
Cottdale, Washington	9
Beverly Beach, Flagler	9
White City, Gulf	8
Worthington Springs, Union	8
Pine Ridge, Citrus	8
Seybold, Dade	8
Palm City, St. Lucie	8
Putnam Hall, Putnam	8
Cross Creek, Alachua	8
Fairfield, Marion	8
Fort Walton Beach, Unknown	8
Ferndale, Lake	8
Barberville, Volusia	8
Jerome, Collier	8
Ponce De Leon, Walton	8
Missing, Clay	8
Goldenrod, Seminole	8
Evinston, Alachua	8
Virginia Gardens, Dade	8
Salem, Taylor	8
Orange Springs, Marion	8
Fernandina, Nassau	7
Port Saint John, Brevard	7
Orange Park, Duval	7
Basinger, Okeechobee	7
Missing, Flagler	7
University Of Central Fl, Hillsborough	7
Orlando, Pasco	7
Longboat Key, Sarasota	7
Keystone Heights, Bradford	7
Fort Lauderdale, Unknown	7
Miami Gardens, Broward	7
Indian Shores, Pinellas	7

# COVID-19: characteristics of 1,909,209 Florida resident cases

Data through Mar 6, 2021 verified as of Mar 7, 2021 at 09:25 AM

Data in this report are provisional and subject to change.

The table below includes the cities and counties of residence for cases in Florida residents based on the patient's ZIP Code.

Note that city is not always received as part of the initial notification and may be missing while the case is being investigated.

City and county	Cases
River Ranch, Polk	7
Niceville, Walton	7
Orlando, Alachua	7
Saint Augustine Beach, St. Johns	7
Switzerland, St. Johns	7
Maitland, Volusia	7
Aripeka, Pasco	7
Holt, Santa Rosa	7
Orlando, Flagler	6
Orlando, Marion	6
Sunny Hills, Washington	6
Valkaria, Brevard	6
Okeechobee, Glades	6
Quail Heights, Dade	6
Punta Gorda, Lee	6
Missing, Walton	6
Labelle, Lee	6
Maitland, Hillsborough	6
Winter Park, Polk	6
Winderemere, Orange	6
Grove City, Charlotte	6
Coco River, Collier	6
Eglin, Okaloosa	6
Glenwood, Volusia	6
Orchid, Indian River	6
Miccosukee, Leon	6
Pensacola, Unknown	6
Ybor City, Hillsborough	6
Morriston, Marion	6
Duck Key, Monroe	6
Newberry, Gilchrist	6
Mayport Naval Station, Duval	6
Lake Butler, Bradford	6
East Rockland Key, Monroe	6
Bradenton, Sarasota	6
Maitland, Osceola	6
Inglis, Citrus	6
Hollywood, Unknown	5
N/A, Unknown	5
Ocoee, Lake	5
Okeechobee, Martin	5
Orlando, Manatee	5
Wakulla Springs, Wakulla	5
Fort Lauderdale, Lee	5
Alys Beach, Walton	5
Anastasia Island, St. Johns	5
Miami Beach, Unknown	5
Missing, Alachua	5
Point Washington, Walton	5
University Of Central FI, Martin	5
Williston, Marion	5
PsI, Unknown	5
San Carlos Park, Lee	5
Pompano Beach, Unknown	5
Bayou George, Bay	5
Boynton Beach, Broward	5
Miramar, Dade	5
Missing, Osceola	5
Miami Gardens, Unknown	5

# COVID-19: characteristics of 1,909,209 Florida resident cases

Data through Mar 6, 2021 verified as of Mar 7, 2021 at 09:25 AM

Data in this report are provisional and subject to change.

The table below includes the cities and counties of residence for cases in Florida residents based on the patient's ZIP Code.

Note that city is not always received as part of the initial notification and may be missing while the case is being investigated.

City and county	Cases
Kissimmee, Unknown	5
Jacksonville Naval Air Station, Duval	5
Fort Lauderdale, Palm Beach	5
Clarcona, Orange	5
Ebro, Bay	5
Bruce, Holmes	5
Hialeah, Broward	5
Westchester, Dade	5
Ocean Breeze, Martin	5
Port Salerno, Martin	5
Missing, Sarasota	5
Missing, Columbia	5
Missing, Highlands	5
Scottsmoor, Brevard	5
Pass, Unknown	5
Miami, Palm Beach	5
Stuart, St. Lucie	5
Shady Grove, Taylor	5
Missing, Leon	5
Milton, Escambia	5
Inlet Beach, Bay	5
Mayport, Duval	5
Deland, Lake	5
Marina Del Rey, Dade	4
Greenville, Jefferson	4
Missing, Hernando	4
Oklawaha, Marion	4
West Bradenton, Manatee	4
Port Charlotte, Unknown	4
Live Oak, Madison	4
Loxahatchee Groves, Palm Beach	4
Pensacola, Santa Rosa	4
Glen Ridge, Palm Beach	4
Coconut Creek, Palm Beach	4
Margate, Unknown	4
Melrose, Bradford	4
Mid Florida, Seminole	4
Highland Park, Polk	4
Los Angeles, Broward	4
Lamont, Taylor	4
Lazy Lake, Broward	4
Branford, Gilchrist	4
Cape Haze, Charlotte	4
Clewiston, Palm Beach	4
Conch Key, Monroe	4
Okeechobee, Osceola	4
Sandestin, Walton	4
Seacrest, Bay	4
Pompano Beach, Dade	4
Naples, Unknown	4
High Springs, Columbia	4
Hinsdale, Manatee	4
Bella Collina, Lake	4
El Jobean, Charlotte	4
Weirsdale, Lake	4
Pompano Beach, Palm Beach	4
Oneco, Manatee	4
Indian Rock Beach, Pinellas	4
International Service Center, Dade	4

# COVID-19: characteristics of 1,909,209 Florida resident cases

Data through Mar 6, 2021 verified as of Mar 7, 2021 at 09:25 AM

Data in this report are provisional and subject to change.

The table below includes the cities and counties of residence for cases in Florida residents based on the patient's ZIP Code.

Note that city is not always received as part of the initial notification and may be missing while the case is being investigated.

City and county	Cases
Island Grove, Alachua	4
Bowling Green, Polk	4
Cypress Gardens, Polk	4
Crestview, Walton	3
Cross Key, Monroe	3
Cape San Blas, Gulf	3
Apopka, Lake	3
Mayport Naval Housing, Duval	3
Green Cove Springs, Duval	3
Fernandina Beach, Duval	3
Fpo, Duval	3
Monticello, Madison	3
Samoset, Manatee	3
San Fernando, Unknown	3
Vernon, Bay	3
Alford, Washington	3
Altamonte Springs, Orange	3
Jonesville, Alachua	3
Julington Creek, St. Johns	3
Jupiter Island, Martin	3
Longwood, Unknown	3
Mims, Volusia	3
Miramar, Unknown	3
Marco Island, Lee	3
Pembroke Pines, Unknown	3
Ocean Reef Club, Monroe	3
Vero Beach, St. Lucie	3
Sorrento, Orange	3
Stuart, Palm Beach	3
Chicago, Lee	3
Coraopolis, Citrus	3
Champions Gate, Osceola	3
Bristol, Calhoun	3
Jacksonville, Alachua	3
North Fort Myers, Charlotte	3
Land O Lakes, Hillsborough	3
Lady Lake, Marion	3
Fisher Island, Unknown	3
Jacksonville , Duval	3
Bay Harbor Islands, Unknown	3
Ft Pierce, St. Lucie	3
Westville, Walton	3
Wacissa, Jefferson	3
Sugarloaf, Monroe	3
Milligan, Okaloosa	3
Jacksonville, Dade	3
Inverness, Polk	3
Lake Worth, Broward	3
Pass, Dade	3
Vero Beach, Brevard	3
Brewton, Escambia	3
Apopka, Broward	3
Maitland, Polk	3
Lake Harbor, Palm Beach	3
Lanark Village, Franklin	3
Orem, Palm Beach	3
Pp, Dade	3
Pp, Unknown	3
Woodside, Broward	3

# COVID-19: characteristics of 1,909,209 Florida resident cases

Data through Mar 6, 2021 verified as of Mar 7, 2021 at 09:25 AM

Data in this report are provisional and subject to change.

The table below includes the cities and counties of residence for cases in Florida residents based on the patient's ZIP Code.

Note that city is not always received as part of the initial notification and may be missing while the case is being investigated.

City and county	Cases
Lynbrook, Broward	3
Miami, Orange	3
Lake Geneva, Clay	3
Lake City, Duval	3
Lakeland, Hillsborough	3
Immokalee, Lee	3
Hallandale Beach, Unknown	3
Fort Myers, Unknown	3
Bradington, Manatee	3
Blountstown, Liberty	3
Port Saint Lucie, Martin	3
Saint Petersburg, Hillsborough	3
Palm Coast, Volusia	3
Village Of Golf, Palm Beach	3
Wildwood, Marion	3
Saint Augusaintine Beach, St. Johns	3
Tampa Palms, Hillsborough	3
Tampa, Pinellas	3
Pineland, Lee	3
Winter Garden, Seminole	3
Tarpon Springs, Pasco	3
Jacksonville, Clay	3
Ludlam, Dade	3
Laurel, Sarasota	3
Clermont, Orange	3
Clermont, Polk	2
Bronx, Seminole	2
Doctors Inlet, Clay	2
Bonifay, Jackson	2
Bonnie, Sarasota	2
Lecanto, Marion	2
Lake Helen, Orange	2
Maitland, Leon	2
Melrose, Alachua	2
Fort Myers, Collier	2
Fort Pierce, Martin	2
West Palm Beach, Dade	2
Weston, Dade	2
Winter Park, Leon	2
Redland, Dade	2
Olustee, Baker	2
Orlando, Santa Rosa	2
Orlando, Charlotte	2
Palm Springs North, Dade	2
Miami Shores, Broward	2
Seven Springs, Pasco	2
Upper Key Largo, Monroe	2
University Of Central Florida, Brevard	2
West Palm Beach, Broward	2
West Villages, Sarasota	2
Zellwood, Lake	2
Phoenix, Lake	2
Mount Pleasant, Gadsden	2
None, Dade	2
Navarre, Okaloosa	2
Blountstown, Jackson	2
Alligator Point, Franklin	2
Coconut Creek, Unknown	2
Crawfordville, Leon	2

# COVID-19: characteristics of 1,909,209 Florida resident cases

Data through Mar 6, 2021 verified as of Mar 7, 2021 at 09:25 AM

Data in this report are provisional and subject to change.

The table below includes the cities and counties of residence for cases in Florida residents based on the patient's ZIP Code.

Note that city is not always received as part of the initial notification and may be missing while the case is being investigated.

City and county	Cases
Eatonville, Lake	2
Hallandale Beach, Dade	2
Lawtey, Union	2
Lutz, Pinellas	2
Los Angeles, Okaloosa	2
Wekiwa Springs, Seminole	2
Wimauma, Manatee	2
University Of Central Florida, Palm Beach	2
University Of Central Florida, Pinellas	2
Provo, Broward	2
Portland, Unknown	2
Sumatra, Liberty	2
Maitland, Lake	2
Hialeah Lakes, Dade	2
Hialeah, Orange	2
Moore Haven, Hendry	2
Naples, Broward	2
Cassadaga, Volusia	2
Fort Walton Beach, Walton	2
Duke Field Air Force Station, Okaloosa	2
Dunnellon, Levy	2
University Of Central Florida, Broward	2
Orlando, Okaloosa	2
Saint Teresa, Wakulla	2
Ridge Manor Estates, Sumter	2
Maitland, Pasco	2
Miamt, Dade	2
Ocala, Unknown	2
Madison, Unknown	2
Florida Power & Light Co, Dade	2
Amelia City, Nassau	2
Apopka, Unknown	2
Alligator Point, Wakulla	2
Chipley, Jackson	2
Red Bay, Holmes	2
Saint Marys, Nassau	2
Pembroke Lakes, Broward	2
Port Saint Lucie, Palm Beach	2
Tampa, Unknown	2
Sutton, Pasco	2
Windermere, Lake	2
Fort Lauderdale, Alachua	2
Deerfield Beach, Unknown	2
Doral, Unknown	2
Brooklyn, Broward	2
Cross City, Taylor	2
Carl Fisher, Dade	2
Jupiter, Dade	2
Homeless, Hillsborough	2
Lakeland, Unknown	2
Micanopy, Marion	2
Melrose, Clay	2
Mesa, Unknown	2
Marina Del Rey, Broward	2
Longview, Dade	2
Jacksonville, Nassau	2
Jacksonville Naval Hospital, Duval	2
Hosford, Calhoun	2
Aventura, Broward	2



# COVID-19: characteristics of 1,909,209 Florida resident cases

Data through Mar 6, 2021 verified as of Mar 7, 2021 at 09:25 AM

Data in this report are provisional and subject to change.

The table below includes the cities and counties of residence for cases in Florida residents based on the patient's ZIP Code.

Note that city is not always received as part of the initial notification and may be missing while the case is being investigated.

City and county	Cases
000000, Unknown	2
Dfafs, Okaloosa	2
Summerfield, Unknown	2
Tampa, Hernando	2
Sharpes, Brevard	2
Sebring, Desoto	2
Saint Lucie Village, St. Lucie	2
Ormond Beach, Flagler	2
Noma, Holmes	2
Orlando, Lee	2
Panama City, Unknown	2
Pembroke Pines, Dade	2
Vero Beach, Unknown	2
Wauchula, Desoto	2
Yeehaw, Okeechobee	2
Venice, Dade	2
West Palm Beach, Unknown	2
Windermere, Hillsborough	2
Winter Park, Volusia	2
Winter Springs, Orange	2
Okeechobee, Highlands	2
Orlando, Escambia	2
Pompano Beach, Osceola	2
Port Charlotte, Lee	2
Port St. Lucie, St. Lucie	2
Sand Lake, Orange	2
University Of Central Fl, Seminole	2
Union, Manatee	2
Marathon Shores, Monroe	2
Miami, Martin	2
Long Beach, Orange	2
New Port Richey, Hillsborough	2
Jena, Taylor	2
Lauderhill, Unknown	2
Labelle, Collier	2
At Large, Broward	2
Bonnie, Dade	2
Boys Ranch, Suwannee	2
Eatonville, Polk	2
Delray Beach, Broward	2
Fort Pierce, Brevard	2
Graceville, Unknown	2
Tampa, Broward	2
Tarpon Springs, Hillsborough	2
Seguin, Unknown	2
Sarasota, Unknown	2
Sunrise, Unknown	2
Port Canaveral, Brevard	2
Plantation Key, Monroe	2
Orlando, Collier	2
Orlando, St. Lucie	2
Oakland Park, Unknown	2
Marysville, Dade	2
Callahan, Duval	2
Dade City, Unknown	2
Cibolo, Orange	2
Claysville, Hernando	2
Crescent Beach, Sarasota	2
Fl State Univ Student, Leon	2

# COVID-19: characteristics of 1,909,209 Florida resident cases

Data through Mar 6, 2021 verified as of Mar 7, 2021 at 09:25 AM

Data in this report are provisional and subject to change.

The table below includes the cities and counties of residence for cases in Florida residents based on the patient's ZIP Code.

Note that city is not always received as part of the initial notification and may be missing while the case is being investigated.

City and county	Cases
Defuniak Springs, Okaloosa	2
Defuniak Springs, Unknown	2
Dona Vista, Lake	1
East Setauket, Palm Beach	1
El Dorado, Palm Beach	1
Fleming Island, Duval	1
Fellsmere, Brevard	1
Crestview, Broward	1
Clearwater, Leon	1
Charlotte, Alachua	1
Dalecity, Okaloosa	1
Daytona Beach, Orange	1
Deerfield Beach, Polk	1
Crystal River, Marion	1
Crystal River, Unknown	1
Canton, Duval	1
Cantonment, Santa Rosa	1
Cape Coral, Unknown	1
Brooklyn, Polk	1
Bryceville, Duval	1
Bradenton, Lee	1
Boca Raton, Dade	1
Boca Raton, Madison	1
Bogota, Unknown	1
Bal Harbour, Broward	1
Atlanta, Walton	1
Attalla, Broward	1
Auburn, Palm Beach	1
Autaugaville, Broward	1
Apopka, Volusia	1
Alachua, Suwannee	1
Alafaya, Broward	1
Alafaya, Pinellas	1
Lake Clarke Shores, Palm Beach	1
Lake Forest, Collier	1
Merrick, Palm Beach	1
Metter, Manatee	1
Miami, Osceola	1
Miamiardens, Unknown	1
Miamksaohes, Dade	1
Jacksonville, Baker	1
Jacksonville, Marion	1
Irmo, Unknown	1
Key West, Palm Beach	1
Kilgore, Dade	1
Jupiter Inlet, Palm Beach	1
Jzx, Unknown	1
Land O Lakes, Unknown	1
Lawton, Okaloosa	1
Levittown, Palm Beach	1
Lima, Manatee	1
Lima, Volusia	1
Macclenny, Dixie	1
Madison, Jefferson	1
Maitland, Collier	1
Florida City, Unknown	1
Fort Lauderdale, Collier	1
Gainesville, Levy	1
Glen Cove, Unknown	1

# COVID-19: characteristics of 1,909,209 Florida resident cases

Data through Mar 6, 2021 verified as of Mar 7, 2021 at 09:25 AM

Data in this report are provisional and subject to change.

The table below includes the cities and counties of residence for cases in Florida residents based on the patient's ZIP Code.

Note that city is not always received as part of the initial notification and may be missing while the case is being investigated.

City and county	Cases
Glen Saint Mary, Duval	1
Golden Oak, Hillsborough	1
Immokalee, Walton	1
Greensboro, Leon	1
Ocala, Duval	1
Orem, Dade	1
Orlando, Citrus	1
Okeechobi, Unknown	1
North Porte, Unknown	1
Notrealville, Polk	1
Monument, Broward	1
Mokena, Lee	1
Miami Dade, Unknown	1
Myrtle Beach, Broward	1
Morrisville, Palm Beach	1
North Brunswick, St. Lucie	1
North Grafton, Dade	1
North Lauderdale, Unknown	1
Orlando, Walton	1
Oviedo, Lake	1
Orlando, Gadsden	1
Orlando, Hernando	1
Orlando, St. Johns	1
Plantation, Leon	1
Pooler, Broward	1
Pensacola, Dade	1
Panomo City, Bay	1
Parrish, Sarasota	1
Rye, Palm Beach	1
San Marcos, Unknown	1
Ridgewood, Lee	1
Roayl Palm Beach, Palm Beach	1
Roseville, Broward	1
Port St. Lucie, Unknown	1
Punta Gorda, Sarasota	1
Putnam, Putnam	1
Surprise, Unknown	1
Syracuse, Unknown	1
St Cloud, Orange	1
St Helena Is, Dade	1
Saint Petersburg, Bay	1
Twentynine Palms, Broward	1
Venezuela, Unknown	1
Vernon, Walton	1
Waukesha, Volusia	1
West Miami, Unknown	1
Wimaumna, Hillsborough	1
Windermere, Alachua	1
Winfield, Hillsborough	1
Winter Garden, Unknown	1
Winter Park, Brevard	1
Winter Park, Unknown	1
Whippany, Volusia	1
Xifamk, Dade	1
Eureka, Flagler	1
Evansville, Citrus	1
Fort Worth, Broward	1
Franklin, Orange	1
Frostproof, Highlands	1

# COVID-19: characteristics of 1,909,209 Florida resident cases

Data through Mar 6, 2021 verified as of Mar 7, 2021 at 09:25 AM

Data in this report are provisional and subject to change.

The table below includes the cities and counties of residence for cases in Florida residents based on the patient's ZIP Code.

Note that city is not always received as part of the initial notification and may be missing while the case is being investigated.

City and county	Cases
Gainesville, Palm Beach	1
Gainesville, Santa Rosa	1
Commerce Township, Manatee	1
Coral Gables , Dade	1
Crawfordville, Alachua	1
Crescent City, Marion	1
Crestview, Unknown	1
Denton, Broward	1
Destin, Bay	1
Brownsville, Escambia	1
Bonnie, St. Johns	1
Belleair Bluffs, Unknown	1
Clearwater, Hillsborough	1
Coal City, Pasco	1
Celebration, Orange	1
Chicago, Broward	1
Choctaw Beach, Unknown	1
Austin, Dade	1
Apo, Collier	1
Big Torch Key, Monroe	1
Black, Holmes	1
Boca Raton, Lee	1
Bonifay, Unknown	1
8852 Teacher Ln, Pasco	1
Addison, Pasco	1
Apopka, Citrus	1
Apopka, Hillsborough	1
Arabi, Orange	1
Indianapolis, Lee	1
Jupiter, Pinellas	1
Kansas City, Palm Beach	1
Gwynn Oak, Polk	1
Lake In The Hills, Broward	1
Lake Worth, Unknown	1
Litchfield Park, Monroe	1
Littleton, St. Johns	1
Newaygo, Charlotte	1
New Canaan, Dade	1
Na, Dade	1
Naples, Leon	1
Melbourne, Volusia	1
Mattoon, Lee	1
Milford, Bay	1
Milford, Unknown	1
Los Angeles, Orange	1
Maitland, Palm Beach	1
Marianna, Leon	1
Marianna, Washington	1
Mary Esther, Hillsborough	1
Tavares, Unknown	1
Temple, Palm Beach	1
Surfside Beach, Orange	1
Tampa, Duval	1
Summerdale, Escambia	1
Sun City Center, Lee	1
Saint Charles, Orange	1
St Peterburg, Orange	1
Stiamk, Dade	1
Scottsdale, Brevard	1

# COVID-19: characteristics of 1,909,209 Florida resident cases

Data through Mar 6, 2021 verified as of Mar 7, 2021 at 09:25 AM

Data in this report are provisional and subject to change.

The table below includes the cities and counties of residence for cases in Florida residents based on the patient's ZIP Code. Note that city is not always received as part of the initial notification and may be missing while the case is being investigated.

City and county	Cases
Scottsdale, Palm Beach	1
Roswell, Bay	1
Ruskin, Dade	1
Ruskin, Manatee	1
Saint Petersburg, Duval	1
Saint Petersburg, Manatee	1
Port Saint Lucie, Marion	1
Port St Luice, Unknown	1
Pensacola Naval Hospital, Escambia	1
Plymouth, Pasco	1
Pass-A-Grille, Pinellas	1
Oviedo, Orange	1
Pace, Escambia	1
Painted Post, Pasco	1
Palatka, Marion	1
Okeechobee, Unknown	1
North Port, Charlotte	1
Winter Springs, Polk	1
Youngstown, Washington	1
Winnetka, Dade	1
Winter Garden, Osceola	1
Winter Haven, Osceola	1
Winter Park, Duval	1
Winter Park, Palm Beach	1
Weston, Unknown	1
Wildwood, Lee	1
West Hollywood, Broward	1
Wakefield, Broward	1
Waverly, Duval	1
Wabasha, Clay	1
Unknown, Duval	1
Upland, Manatee	1
Windermere, Volusia	1
Wtixrat, Dade	1
Westlake Village, Unknown	1
White Plains, Broward	1
Whites Creek, Leon	1
Watersound, Bay	1
University Of Central Florida, Lee	1
Unk, Duval	1
Ventura, Orange	1
Pembroke Pines, Orange	1
Pensacola, Sumter	1
Perth Amboy, Hillsborough	1
Puerto Rico, Unknown	1
Punta Gorda, Unknown	1
Randolph, Orange	1
Rivera Beach, Palm Beach	1
Port Orange, Brevard	1
Powell, Lee	1
Orlando, Jackson	1
Paducah, Manatee	1
Palm Coast, Unknown	1
Oldsrav, Manatee	1
Newberry, Levy	1
Saint Petersburg, Charlotte	1
Saint Augustine, Flagler	1
Seffenner, Hillsborough	1
Seminole, Lee	1

# COVID-19: characteristics of 1,909,209 Florida resident cases

Data through Mar 6, 2021 verified as of Mar 7, 2021 at 09:25 AM

Data in this report are provisional and subject to change.

The table below includes the cities and counties of residence for cases in Florida residents based on the patient's ZIP Code.

Note that city is not always received as part of the initial notification and may be missing while the case is being investigated.

City and county	Cases
Sunrtise, Dade	1
Tallahassee, Madison	1
Trenton, Dixie	1
Unknown, Unknown	1
Toms River, Lee	1
Tourist, Dade	1
Stratford, Broward	1
Crossings, Unknown	1
Davenport, Lake	1
Davie, Unknown	1
Dayton, Orange	1
Edgewood, Broward	1
Elkton, Putnam	1
Chesterfield, Broward	1
Carteret, Polk	1
Cincinnati, Dade	1
Connellsville, Highlands	1
Armstrong, St. Johns	1
Atl, Brevard	1
Alva, Escambia	1
Andalusia, Escambia	1
Arcadia, Highlands	1
Baker, Santa Rosa	1
Belleville, Palm Beach	1
Belmont, Santa Rosa	1
Blountstown, Broward	1
Bronson, Alachua	1
Brooker, Alachua	1
Bradenton, Clay	1
Brandon, Pinellas	1
Bonita, Lee	1
Bocaraten, Palm Beach	1
Hudson, Pinellas	1
Hoosick Falls, Broward	1
Indian Rock Beach, Palm Beach	1
Interlachen, Duval	1
Kure Beach, Monroe	1
Lakeland, Palm Beach	1
Floral, Okaloosa	1
Forestville, Volusia	1
Gibson, Unknown	1
Gainesville, Okaloosa	1
Gainesville, Unknown	1
Greenbrier, Bay	1
Groveland, Orange	1
Hialeahgardens, Dade	1
Hiram, Leon	1
Longwood, Broward	1
Lucedale, St. Lucie	1
Mayaguez, Dade	1
Macclenny, Duval	1
Mantua, Broward	1
Middletown, Osceola	1
North Laud, Unknown	1
Ocala, Citrus	1
Ocoee, Unknown	1
Odessa, Dade	1
New Vernon, Palm Beach	1
Monroe, Hillsborough	1



# COVID-19: characteristics of 1,909,209 Florida resident cases

Data through Mar 6, 2021 verified as of Mar 7, 2021 at 09:25 AM

Data in this report are provisional and subject to change.

The table below includes the cities and counties of residence for cases in Florida residents based on the patient's ZIP Code.

Note that city is not always received as part of the initial notification and may be missing while the case is being investigated.

City and county	Cases
Missing, Gilchrist	1
Mckinney, Broward	1
Miamc, Dade	1
Matawan, Palm Beach	1
Missing, Okeechobee	1
Monroe Township, Palm Beach	1
Moore Haven, Okeechobee	1
Morrisville, Unknown	1
Longwood, Volusia	1
Ldhl, Broward	1
Lincoln, St. Lucie	1
Little Neck, Lee	1
Lake Butler, Alachua	1
Knoxville, Bay	1
Las Vegas, Palm Beach	1
Homeless, Monroe	1
Homeless, Pinellas	1
Howell, Dade	1
Hudson, Hernando	1
Hoclywsod, Dade	1
Holiday, Pinellas	1
Indian Rocks Beach, Duval	1
Indiantown, Palm Beach	1
Inglewood, Sarasota	1
Inverness, Marion	1
Inwood, Broward	1
Irvine, Marion	1
Istachatta, Hernando	1
Jupiter, St. Lucie	1
Kenilworth, Leon	1
Jacksonville, Orange	1
Jefferson, Dade	1
Jonesboro, Leon	1
Kingsland, Nassau	1
Key West, Duval	1
Keys West, Unknown	1
Carmel, Orange	1
Cedar Springs, Hernando	1
Chicago, Unknown	1
Coconut Ck, Unknown	1
Dallas, Hernando	1
Dayton, Lake	1
Daytona Beach, Pinellas	1
Dearborn, Broward	1
Deer Park, Dade	1
Brooklyn, Dade	1
Brooklyn, Lee	1
Caracas, Dade	1
Bonnie, Broward	1
Boston, Broward	1
Bel Air, Collier	1
O, Manatee	1
Alachua, Duval	1
Alpharetta, Broward	1
Apopka, Clay	1
Asheville, Highlands	1
Astoria, Broward	1
Atmore, Escambia	1
Bartow, Hardee	1

# COVID-19: characteristics of 1,909,209 Florida resident cases

Data through Mar 6, 2021 verified as of Mar 7, 2021 at 09:25 AM

Data in this report are provisional and subject to change.

The table below includes the cities and counties of residence for cases in Florida residents based on the patient's ZIP Code.

Note that city is not always received as part of the initial notification and may be missing while the case is being investigated.

City and county	Cases
Downingtown, Broward	1
Downingtown, Hillsborough	1
Dpo, Santa Rosa	1
Dunedin, Unknown	1
Deerfield, Dade	1
Deland, Seminole	1
Deltona, Seminole	1
Fort Lauderdale, Leon	1
Fort Myers, Sarasota	1
Fort Pierce, Palm Beach	1
Fort White, Clay	1
East Palatka, Hillsborough	1
Eastpoint, Leon	1
Garden City, Alachua	1
Gaylord, Orange	1
Gotcha, Orange	1
Greensburg, Palm Beach	1
Erie, Monroe	1
Hallandale, Unknown	1
Haines City, Osceola	1
Hernando, Marion	1
Hialeah, Collier	1
Helen, Bay	1
Winter Garden, Duval	1
Woodbine, Nassau	1
West Aplm Beach, Palm Beach	1
West Yarmouth, St. Lucie	1
Venetian Islands, Dade	1
Yulee, St. Johns	1
Zephyrhills, Hillsborough	1
Syracuse, Polk	1
Tallahassee, Dade	1
Tamarac, Dade	1
Sunbright, Palm Beach	1
Tavares, Orange	1
Tequesta, Martin	1
Topsham, Manatee	1
Town Of Nocatee, St. Johns	1
Troy, Manatee	1
Unkn, Duval	1
Waipahu, Santa Rosa	1
Ward, Polk	1
Wellborn, Columbia	1
Prattville, Hillsborough	1
Prestonsburg, Bay	1
Quincy, Jackson	1
Rapid City, Broward	1
Russellville, Bay	1
Sagamore Beach, Charlotte	1
Saint Cloud, Palm Beach	1
Petersburg, Manatee	1
Piasa, Putnam	1
Saint Joseph, Volusia	1
San Antonio, Orange	1
Sanford, Unknown	1
Seminole, Leon	1
Suitland, Volusia	1
Shalimar, Unknown	1
Shirley, Flagler	1

# COVID-19: characteristics of 1,909,209 Florida resident cases

Data through Mar 6, 2021 verified as of Mar 7, 2021 at 09:25 AM

Data in this report are provisional and subject to change.

The table below includes the cities and counties of residence for cases in Florida residents based on the patient's ZIP Code.

Note that city is not always received as part of the initial notification and may be missing while the case is being investigated.

City and county	Cases
Oldsmar, Hillsborough	1
Olean, Alachua	1
North Palm Beach, Orange	1
Northport, Sarasota	1
Oakland, Lee	1
Milford, Lee	1
Myakka City, Sarasota	1
New Middletown, Hillsborough	1
New Port Richey, Pinellas	1
New Port Richey, Unknown	1
Newberry, Marion	1
Orlo Vista, Orange	1
Other, Dade	1
Palm Beach Gardens, Unknown	1
Palmetto Bay, Palm Beach	1
Palmetto, Pasco	1
Parma, Manatee	1
Pass-A-Grille Beach, Pinellas	1
Chipley, Holmes	1
Daniel Island, Bay	1
Colorado Springs, Unknown	1
Conifer, Lee	1
Eatonville, Seminole	1
El Paso, Unknown	1
Everett, Dade	1
Dunellen, Dade	1
Destin, Unknown	1
Diamond, Highlands	1
Doral, Broward	1
Altamonte, Orange	1
Alva, Collier	1
333, Unknown	1
Allentown, Putnam	1
Apple Creek, Citrus	1
Amelia Village, Nassau	1
Barefoot Beach, Lee	1
Battle Creek, Manatee	1
Avon, Manatee	1
Aventura, Osceola	1
Bryn Mawr, Palm Beach	1
Burkeville, Brevard	1
Camden Wyoming, Duval	1
Chattanooga, Dade	1
Bear Grass, Palm Beach	1
Azalea Park, Osceola	1
Boca Raton,, Palm Beach	1
Boston, Dade	1
Brewster, Volusia	1
Fort Denaud, Glades	1
Fort Meyers, Lee	1
Fairless Hills, Broward	1
FI State Lot, Leon	1
Fortlauderdale, Unknown	1
Fortwalton Beach, Okaloosa	1
Ft Pierce, Unknown	1
Garland, Orange	1
Hilliard, Unknown	1
Homeless, Dade	1
Homer, Escambia	1

# COVID-19: characteristics of 1,909,209 Florida resident cases

Data through Mar 6, 2021 verified as of Mar 7, 2021 at 09:25 AM

Data in this report are provisional and subject to change.

The table below includes the cities and counties of residence for cases in Florida residents based on the patient's ZIP Code.

Note that city is not always received as part of the initial notification and may be missing while the case is being investigated.

City and county	Cases
Hickory, Lee	1
Hallandate Ben, Unknown	1
Havana, Leon	1
Longwood, Orange	1
Lapeer, Manatee	1
Lauderdale Hill, Unknown	1
Lehigh Cares, Lee	1
Live Oak, Columbia	1
Loganville, Orange	1
Lake Mary, Lake	1
Knoxville, Escambia	1
Jeffersonville, Broward	1
North Miami, Broward	1
Ocean City, Broward	1
Old Town, Gilchrist	1
Opa Locka, Polk	1
Orem, Sarasota	1
Orem, Unknown	1
Miami Garden, Unknown	1
Middleburg, Duval	1
Midland, Osceola	1
Miami, Charlotte	1
Miamii, Dade	1
Missing, Wakulla	1
Monterey, Broward	1
Mumford, Manatee	1
N/A, Duval	1
Naples, Alachua	1
Ridgewood, Broward	1
Riverview, Manatee	1
Roseland, Palm Beach	1
San Antonio, Dade	1
San Diego, Unknown	1
Porter Ranch, Dade	1
Raiford, Bradford	1
Republic, Monroe	1
Richmond, Palm Beach	1
Oviedo, Leon	1
Palm City, Unknown	1
Ponte Vedra Beach, Orange	1
Port Orange , Volusia	1
Port Saint Lucie, Indian River	1
Plant City, Unknown	1
Pompano Beach, Alachua	1
University Of Central Florida, Hillsborough	1
University Of Central Fl, Pasco	1
Union City, Bradford	1
Village Of Palm Springs, Palm Beach	1
Virginia Beach, Alachua	1
Webster, Pasco	1
Wilbur By The Sea, Volusia	1
Willowbrook, Lee	1
Tampa, Escambia	1
Tampa, Manatee	1
Tangerine, Lake	1
Sebastian, Lake	1
Steinhatchee, Alachua	1
Sanford, Palm Beach	1
Russellville, Hillsborough	1

# COVID-19: characteristics of 1,909,209 Florida resident cases

Data through Mar 6, 2021 verified as of Mar 7, 2021 at 09:25 AM

Data in this report are provisional and subject to change.

The table below includes the cities and counties of residence for cases in Florida residents based on the patient's ZIP Code. Note that city is not always received as part of the initial notification and may be missing while the case is being investigated.

City and county	Cases
Saint Augustine, Okaloosa	1
Westerville, Hillsborough	1
Wilton Manors, Dade	1
Winston Salem, Unknown	1
Winter Garden, Hillsborough	1
Woodland Hills, Brevard	1
Youngstown, Calhoun	1
Yulee, Duval	1
Downers Grove, St. Lucie	1
Export, Palm Beach	1
Fdsf, Unknown	1
Felda, Palm Beach	1
Flagler Beach, Volusia	1
Flora, Lee	1
Fort Myers, Lake	1
Fresno, Pasco	1
Fruitland Park, Sumter	1
Fwb, Unknown	1
Gainesville, Marion	1
Gastonia, Polk	1
Clearwater, Highlands	1
Clermont, Unknown	1
Columbia, Orange	1
Coral Gables, Unknown	1
Coral Springs, Unknown	1
Cornelius, Leon	1
Crestview, Dade	1
Dade City, Polk	1
Dania, Unknown	1
Darien, Pasco	1
Arcadia, Charlotte	1
Aspen, Palm Beach	1
Atlanta, Broward	1
Aurburndale, Polk	1
Aventura, Unknown	1
Azalea Park, Sarasota	1
Bartow, Unknown	1
Biscayne Park, Broward	1
Boca Rotan, Unknown	1
Alpharetta, Alachua	1
Apalachicola, Leon	1
Brooksville, Columbia	1
Bryn Mawr, Collier	1
Canfield, Duval	1
Naugatuck, Lee	1
Myakka, Duval	1
Newport Beach, Palm Beach	1
North Little Rock, Palm Beach	1
New Vernon, Sarasota	1
New York, Broward	1
Northville, Broward	1
Ocala, Indian River	1
Ocoee, Broward	1
Missing, Baker	1
Middleburg, Unknown	1
Milford, Palm Beach	1
Milford, Polk	1
Minneapolis, Broward	1
Melbourne, Orange	1

# COVID-19: characteristics of 1,909,209 Florida resident cases

Data through Mar 6, 2021 verified as of Mar 7, 2021 at 09:25 AM

Data in this report are provisional and subject to change.

The table below includes the cities and counties of residence for cases in Florida residents based on the patient's ZIP Code.

Note that city is not always received as part of the initial notification and may be missing while the case is being investigated.

City and county	Cases
Metter, Volusia	1
Miami Beach, Palm Beach	1
Miami Granders, Dade	1
Hilliard, Dade	1
Hollywood, Leon	1
Holt, Unknown	1
Homestead, Monroe	1
Humble, Broward	1
Green, Clay	1
Greensburg, Orange	1
Greenville, Monroe	1
Gulf Shores, Escambia	1
Killarney, Orange	1
Knoxville, Duval	1
Havanna, Gadsden	1
Jan Phyl Village, Polk	1
Johns Island, Wakulla	1
Los Angeles, Polk	1
Maitland, Unknown	1
Mary Esther Rd, Okaloosa	1
Lakeland, Pasco	1
Lakewood, Unknown	1
Lake City, Volusia	1
Sumter Ville, Unknown	1
Tallahassee, Escambia	1
Springhill, Unknown	1
Stockbridge, Leon	1
Sullivans Island, Dade	1
Tinley Park, Lee	1
University Of Central Fl, Dade	1
Telluride, Lee	1
Tampa, Dade	1
Tampa, Lee	1
Sevierville, Dade	1
South Otselc, Dade	1
Southampton, Palm Beach	1
Saint Petersburg, Dade	1
San Juan, Osceola	1
San Pedro Sula, Dade	1
Sandy, Duval	1
Richmond Heights, Dade	1
Riverview, Pinellas	1
Rochester, Lee	1
Rosemary Beach, Bay	1
Saint Cloud, Orange	1
Pound Ridge, Leon	1
Ponce, Orange	1
Port Charlotte Fl, Unknown	1
Plant City, Pinellas	1
Plantation, Unknown	1
Plant City, Hendry	1
Orlando, Highlands	1
Opa Locka, Unknown	1
Orem, Nassau	1
Olando, Orange	1
Ocoee, Polk	1
Wayne, Dade	1
Windermere, Polk	1
Winter Park, Lake	1



# COVID-19: characteristics of 1,909,209 Florida resident cases

Data through Mar 6, 2021 verified as of Mar 7, 2021 at 09:25 AM

Data in this report are provisional and subject to change.

The table below includes the cities and counties of residence for cases in Florida residents based on the patient's ZIP Code.

Note that city is not always received as part of the initial notification and may be missing while the case is being investigated.

City and county	Cases
West Simsbury, Collier	1
Louisville, Manatee	1
Los Angeles Ca, Unknown	1
Los Angeles, Hardee	1
Littleton, Dade	1
Margate, Dade	1
Marshall, Dade	1
Mary Esther, Unknown	1
Medford, Palm Beach	1
Middlesburg, Duval	1
Missing, Jackson	1
Macdill Air Force Base, Hillsborough	1
Miami Beach, Broward	1
Miami Lakes, Unknown	1
Miami, Hillsborough	1
Miami, Manatee	1
Leesburg, Marion	1
Lehigh Acres, Dade	1
Lewisburg, Pasco	1
Largo, Unknown	1
Lake City, Hamilton	1
La Grange, Dade	1
Harrison, Pinellas	1
Holly Ridge, Orange	1
Homeless, Polk	1
Homosassa, Hernando	1
Jerusalem, St. Johns	1
East Hampton, Palm Beach	1
Cypress, Leon	1
Davenport, Orange	1
Daytona Beach, Unknown	1
Deland, St. Lucie	1
Deltona, Orange	1
Fort Myers-, Lee	1
Fort Pierce, Unknown	1
Foley, Escambia	1
Gainesville, Duval	1
Granada Hills, Broward	1
Guilford, Dade	1
Hailandale, Unknown	1
Conway, Leon	1
Coventry, Broward	1
Clermont, Volusia	1
Clewiston, Glades	1
Bridgeport, Dade	1
Bronx, Palm Beach	1
Cartersville, Unknown	1
Altoona, Marion	1
Anaheim, Unknown	1
Argyle, Walton	1
Athens, Duval	1
Bogota, Orange	1
Bradenton, Dade	1
Bradenton, Osceola	1
New Orleans, Palm Beach	1
Newark, Broward	1
Newburgh, Bay	1
Navarre, Dade	1
Old Town, Alachua	1

# COVID-19: characteristics of 1,909,209 Florida resident cases

Data through Mar 6, 2021 verified as of Mar 7, 2021 at 09:25 AM

Data in this report are provisional and subject to change.

The table below includes the cities and counties of residence for cases in Florida residents based on the patient's ZIP Code.

Note that city is not always received as part of the initial notification and may be missing while the case is being investigated.

City and county	Cases
Omaha, Palm Beach	1
Ona, Manatee	1
Oooooo, Unknown	1
Opa Locka, Broward	1
Orange Park , Duval	1
North Pole, Seminole	1
North Port, Lee	1
Orlando, Columbia	1
Orlando, Indian River	1
Orlando, Sarasota	1
Ocoee, Osceola	1
Okeechobee, Broward	1
Orem, Broward	1
Plantation, Orange	1
Pompano Beach, Martin	1
Parker, Dade	1
Parker, Leon	1
Peoria, Unknown	1
Palm Coast, Alachua	1
Palm Coast, Polk	1
Ormond Beach, Unknown	1
Oviedo, Brevard	1
Pacifica, Dade	1
Saint Petersburg, St. Lucie	1
Sandford, Seminole	1
Rye, Duval	1
Rex, Duval	1
Potomac, Palm Beach	1
Port Everglades, Broward	1
Zolfo Springs, Polk	1
Winter Park, Broward	1
Winter Park, Indian River	1
Winter Park, Lee	1
Westbrook, Dade	1
Wichita, Volusia	1
Washington, Unknown	1
Venice, Unknown	1
Vernon, Unknown	1
Winder Garden, Orange	1
Windermere, Leon	1
Windermere, Osceola	1
Windermere, Seminole	1
Winter Garden, Broward	1
Wells, Polk	1
Winter Garden, Pinellas	1
Tulsa, Orange	1
Tiffin, Highlands	1
Sun City Center, Hardee	1
Sunny Isles Beach, Broward	1
Tallahassee, Duval	1
Tallahassee, Unknown	1
Tampa, Palm Beach	1
Tavares, Marion	1
Saint Cloud, Unknown	1
Saint Johns, Unknown	1
Sarasota, Flagler	1
Saxis, Lee	1
Schenectady, Polk	1
Sebring, Lee	1

# COVID-19: characteristics of 1,909,209 Florida resident cases

Data through Mar 6, 2021 verified as of Mar 7, 2021 at 09:25 AM

Data in this report are provisional and subject to change.

The table below includes the cities and counties of residence for cases in Florida residents based on the patient's ZIP Code.

Note that city is not always received as part of the initial notification and may be missing while the case is being investigated.

City and county	Cases
Shelton, Manatee	1
Spring Hill , Hernando	1
Spring Hill, Dade	1
Starke, Clay	1
Stone Mountain, Palm Beach	1
Miami, Collier	1
Miami, St. Lucie	1
New Richmond, Volusia	1
Oakland, Leon	1
Ocala, Alachua	1
Okeechobee, St. Lucie	1
Panama City, Walton	1
Palm Coast, Duval	1
Orlando, Union	1
Ovido, Seminole	1
Oxford, Palm Beach	1
Opalocka, Dade	1
North Canton, Palm Beach	1
Rio Dell, Volusia	1
Rochelle, Volusia	1
Saint Cloud, Lee	1
Saint Johns, Orange	1
San Antonio, Sarasota	1
San Antonio, Unknown	1
Sanford, Volusia	1
Perry, Leon	1
Perth Amboy, Monroe	1
Port Orange, Unknown	1
Port Saint Lucie, Orange	1
Princeton, Alachua	1
Provincetown, Collier	1
Tangerine, Seminole	1
Shannon, Collier	1
Soldotna, Broward	1
Spring Park, Alachua	1
Steinhatchee, Madison	1
South Burlington, Orange	1
Winter Park, Osceola	1
Wood River, Polk	1
Worcester, Palm Beach	1
Wheaton, Lee	1
Wilmington, Broward	1
Winter Park, Alachua	1
Wesley Chapel, Alachua	1
Umatilla, Alachua	1
University Of Central Florida, Monroe	1
Virginia Beach, Hernando	1
Waco, Broward	1
Washington, Broward	1
Tewksbury, Orange	1
Toms River, Dade	1
Grassy Key, Monroe	1
Gainesville, Baker	1
Gilmer, Dade	1
Haverford, Hillsborough	1
Herrin, Orange	1
Jacksonville, Manatee	1
Jamaica, Broward	1
Kingsland, Duval	1

# COVID-19: characteristics of 1,909,209 Florida resident cases

Data through Mar 6, 2021 verified as of Mar 7, 2021 at 09:25 AM

Data in this report are provisional and subject to change.

The table below includes the cities and counties of residence for cases in Florida residents based on the patient's ZIP Code.

Note that city is not always received as part of the initial notification and may be missing while the case is being investigated.

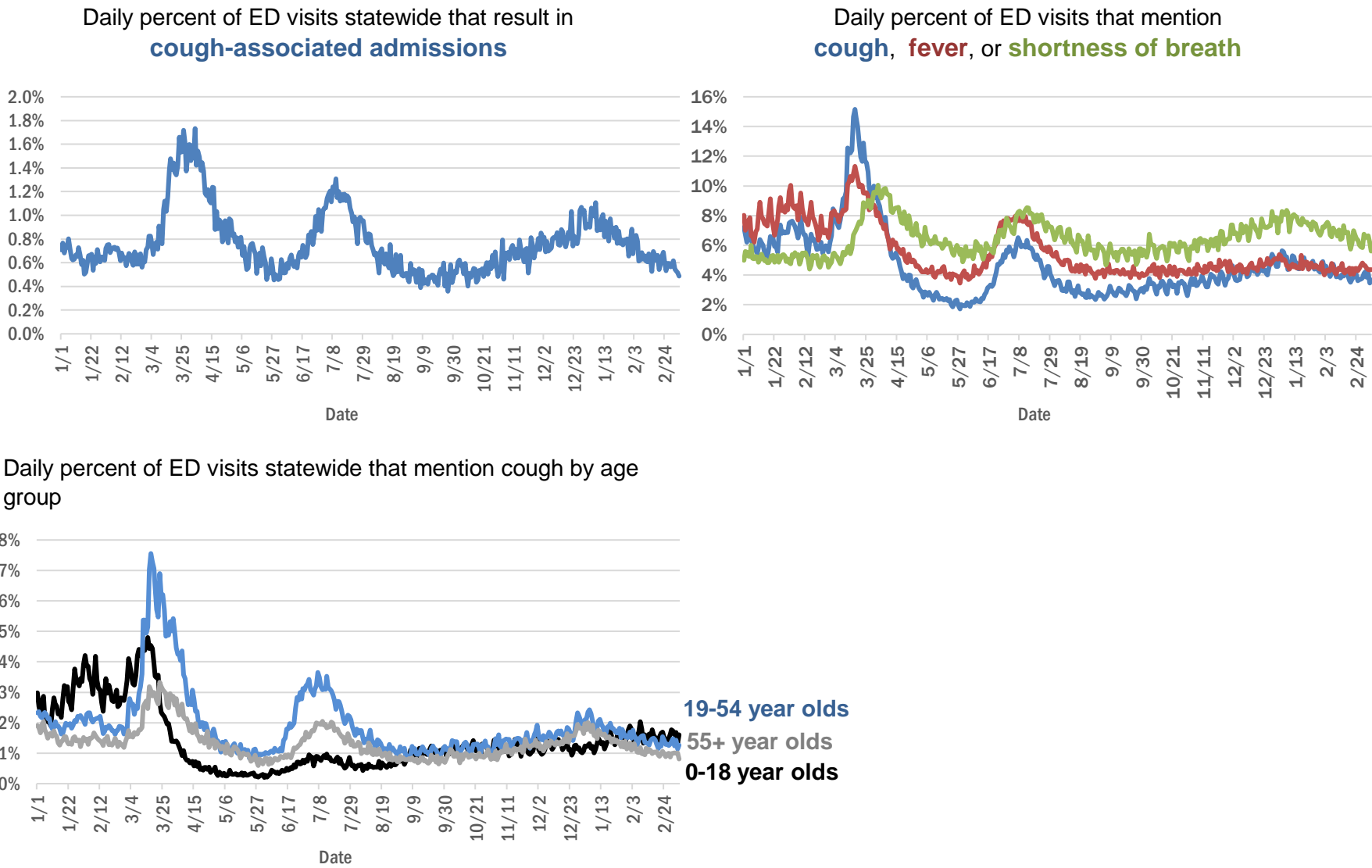
City and county	Cases
Kissimmee, Brevard	1
Jupiter, Unknown	1
Jersey City, Polk	1
Miamf, Dade	1
Miami G, Dade	1
Marshall, Palm Beach	1
Marianna, Calhoun	1
Lyndhurst, Broward	1
Magnolia Square, Osceola	1
Maitland, Alachua	1
Lake Placid, Alachua	1
Lake Worth Beach, Broward	1
Lander, Citrus	1
Lemoyne, Manatee	1
Los Angeles, Palm Beach	1
Lawrence Township, Palm Beach	1
Las Vegas, Orange	1
Bryant, Alachua	1
Bronx, Broward	1
Buffalo, Palm Beach	1
Carol Stream, Orange	1
Castleberry, Escambia	1
Charlotte, Pasco	1
Apo, Pasco	1
Apopka, Flagler	1
99, Unknown	1
Alanson, Bay	1
Aollywoss, Dade	1
Boca Raton, Unknown	1
Bohealia, Lee	1
Blowing Rock, Polk	1
Belleair, Hillsborough	1
Dorchester, Orange	1
Deland, Polk	1
Dallas, Lee	1
De Leon Springs, Putnam	1
Dearborn, Lee	1
Fanning Springs, Levy	1
Estero, Collier	1
Clear Brook, Lee	1
Crestview, Holmes	1
Cumberland, Palm Beach	1
Dade City, Hillsborough	1
College Station, Lake	1
Columbus, Brevard	1
Cookeville, Seminole	1
<b>Total</b>	<b>1,909,209</b>

# COVID-19: additional surveillance information

Data through Mar 6, 2021 verified as of Mar 7, 2021 at 09:25 AM

Data in this report are provisional and subject to change.

## Statewide emergency department (ED) chief complaint and admission data



The Electronic Surveillance System for the Early Notification of Community-Based Epidemics (ESSENCE-FL) includes chief complaint data from 211 of 211 Florida EDs. Data are transmitted electronically to ESSENCE-FL daily or hourly.

# COVID-19: testing by laboratory

Data through Mar 6, 2021 verified as of Mar 7, 2021 at 09:25 AM

Data in this report are provisional and subject to change.

The numbers in the table below represent the number of Florida and non-Florida residents for whom test results were received by the Department of Health. A person can be tested by more than one laboratory and can have both positive and negative results. **Therefore, the sum of the numbers in each column will be larger than the total number of people tested.**

Reporting lab	Inconclusive	Negative	Positive	Percent positive	Total
LABORATORY CORPORATION OF AMERICA	2,516	1,583,087	216,359	12%	1,801,962
CURATIVE LABS	14,207	1,515,433	229,450	13%	1,759,090
QUEST DIAGNOSTICS	11,700	1,347,668	198,896	13%	1,558,264
BIO REFERENCE LABORATORIES, INC	7,566	919,862	176,824	16%	1,104,252
HELIX	8,427	615,513	108,185	15%	732,125
REALTOX LABS LLC	6,366	586,097	96,455	14%	688,918
NOMI_HEALTH	2,482	410,821	57,588	12%	470,891
RCA LABORATORY SERVICES, LLC/GENETWORX		388,280	41,926	10%	430,206
GENETWORX	661	390,596	32,960	8%	424,217
CDR MAGUIRE - HEALTH CARE CENTER		338,623	51,544	13%	390,167
IMPACT HEALTH BIOMETRIC TESTING, INC	1,039	215,926	25,358	10%	242,323
EAST FLORIDA STATE COLLEGE - BREVARD		212,886	26,986	11%	239,872
PWNHEALTH	1,450	189,484	26,005	12%	216,939
BPHL-JACKSONVILLE	18	182,051	31,825	15%	213,894
PALM BEACH BALLPARK		182,297	18,614	9%	200,911
NOMI HEALTH LAB SERVICES		172,672	19,884	10%	192,556
ADVENTHEALTH LAB	99	157,053	20,386	11%	177,538
MAKO GENOMICS	7,611	137,067	25,032	15%	169,710
CB SMITH PARK		150,116	18,792	11%	168,908
FULGENT DIAGNOSTICS LABORATORY	3,117	144,650	16,171	10%	163,938
BPHL-MIAMI	225	137,715	23,201	14%	161,141
MAYO CLINIC LABORATORIES	335	137,008	17,363	11%	154,706
ELABNETWORK	1,059	137,907	11,780	8%	150,746
BAYCARE LABORATORIES LLC	583	128,960	11,253	8%	140,796
MEMORIAL REGIONAL HOSPITAL SOUTH	25	112,023	23,029	17%	135,077
ASCENSION SACRED HEART HOSPITAL - PENSACOLA	2	112,643	17,754	14%	130,399
NORTHWEST LABORATORY	246	121,068	6,474	5%	127,788
ORLANDO HEALTH SYSTEM	681	113,986	11,877	9%	126,544
BIOCOLLECTIONS WORLDWIDE, INC	737	108,962	13,382	11%	123,081
ADVENT HEALTH LAB	112	101,259	13,956	12%	115,327
MEDICAL DIAGNOSTIC LABORATORIES	974	98,578	14,216	12%	113,768
AKESOGEN		89,628	17,374	16%	107,002
TESTING MATTERS INC	669	89,671	15,588	15%	105,928
BPHL-TAMPA (SPECTRUM BLVD)	45	88,882	16,408	16%	105,335
UF HEALTH MEDICAL LAB	33	95,965	8,974	9%	104,972
AEGIS SCIENCES CORPORATION	893	88,645	15,370	15%	104,908
TAMPA GENERAL HOSPITAL	4	89,978	8,635	9%	98,617
KORVALABS, INC	1,285	91,510	4,700	5%	97,495
DIATHERIX LABORATORIES (VRL EUROFINs)		83,272	12,422	13%	95,694
SUNPATH MEDICAL DIAGNOSTICS LABORATORY	814	77,612	11,951	13%	90,377
BAPTIST HEALTH SOUTH FLORIDA	354	74,888	11,586	13%	86,828
ASCENSION ST VINCENT'S - RIVERSIDE	1	69,287	9,965	13%	79,253
JACKSON MEMORIAL HOSPITAL CLINICAL LAB	79	61,288	11,266	16%	72,633
SOUTH MIAMI HOSPITAL LAB	434	62,817	9,063	13%	72,314
LAKELAND REGIONAL MEDICAL CENTER	129	63,576	8,425	12%	72,130
UF HEALTH SHANDS HOSPITAL	474	59,628	4,443	7%	64,545
AMERICAN HEALTH ASSOCIATES	9	59,324	5,144	8%	64,477



# COVID-19: testing by laboratory

Data through Mar 6, 2021 verified as of Mar 7, 2021 at 09:25 AM

Data in this report are provisional and subject to change.

The numbers in the table below represent the number of Florida and non-Florida residents for whom test results were received by the Department of Health. A person can be tested by more than one laboratory and can have both positive and negative results. **Therefore, the sum of the numbers in each column will be larger than the total number of people tested.**

Reporting lab	Inconclusive	Negative	Positive	Percent positive	Total
INGENIOUS PERSONALIZED MEDICINE	202	50,544	10,423	17%	61,169
AIT LABORATORIES		52,200	6,372	11%	58,572
ARUP LABORATORIES	16	50,068	2,922	6%	53,006
APPLIED INGENUITY DIAGNOSTICS LLC		49,484	2,192	4%	51,676
BAPTIST HEALTH - JACKSONVILLE	4	47,578	3,889	8%	51,471
GENESIS REFERENCE LABORATORIES		45,493	5,081	10%	50,574
TALLAHASSEE MEMORIAL HOSPITAL	240	43,313	5,454	11%	49,007
VIRACOR EUROFINs		35,554	9,814	22%	45,368
SARASOTA MEMORIAL HOSPITAL MAIN LAB	12	41,299	3,636	8%	44,947
BROWARD GENERAL MEDICAL CENTER-CLINICAL LAB	2	39,379	4,293	10%	43,674
ADVENTIST HEALTH SYSTEMS SUNBELT INC DBA		38,893	4,572	11%	43,465
MINUTECLINIC LLC		35,951	6,151	15%	42,102
FLORIDA HOSPITAL - TAMPA	37	38,709	3,262	8%	42,008
NICKLAUS CHILDREN'S HOSPITAL	69	36,696	5,036	12%	41,801
MILLENNIUM PHYSICIAN GROUP	17	34,389	6,656	16%	41,062
LEE HEALTH - CAPE CORAL HOSPITAL	3	33,784	5,545	14%	39,332
UNIVERSITY OF MIAMI HOSPITAL	132	35,009	3,609	9%	38,750
DWIC OF TAMPA BAY INC		34,186	4,213	11%	38,399
UF HEALTH JACKSONVILLE	51	33,169	3,896	10%	37,116
ORANGE COUNTY CONVENTION CENTER		33,330	3,701	10%	37,031
ECCO LAB GROUP CO	514	30,783	4,611	13%	35,908
MIAMI DADE COUNTY		32,091	3,527	10%	35,618
MEDFAST URGENT CARE CENTERS, LLC	20	30,730	4,626	13%	35,376
WALGREENS	35	29,398	5,436	16%	34,869
NORTH FLORIDA REGIONAL MEDICAL CENTER		28,233	3,404	11%	31,637
MOUNT SINAI MEDICAL CENTER	10	28,186	3,061	10%	31,257
ST JOSEPHS HOSPITAL LABORATORY	23	27,143	3,554	12%	30,720
BRANDON REGIONAL HOSPITAL		26,855	3,527	12%	30,382
JUPITER MEDICAL CENTER LAB	82	27,555	2,697	9%	30,334
INTEGRATED REGIONAL LABORATORIES LLP	1	26,097	4,007	13%	30,105
STS LAB 2 LLC	6	28,366	1,476	5%	29,848
GENESIS MEDICAL LABORATORY	381	22,992	4,310	16%	27,683
JFK MEDICAL CENTER LAB	1	24,384	3,160	11%	27,545
PALMETTO GENERAL HOSPITAL LAB	3	22,707	4,582	17%	27,292
NIGHT LITE PEDIATRIC CENTER LLC		24,348	2,701	10%	27,049
WATSON CLINIC LLP		21,721	5,048	19%	26,769
HOLY CROSS HOSPITAL CLINICAL LAB	1	23,713	2,244	9%	25,958
MALABAR MEDICAL WALK IN CLINIC	1	21,265	4,271	17%	25,537
HEALTHLINK DIAGNOSTIC LABORATORIES	289	22,496	2,351	9%	25,136
AVENTUS BIO LABS	16	21,303	3,142	13%	24,461
ACCESS DX LABORATORY	223	22,083	2,083	9%	24,389
INFINITY BIOLOGIX LLC (GINKO BIOWORKS)	87	22,770	1,062	4%	23,919
MORTON PLANT HOSPITAL-ADLER INSTITUTE	26	20,642	2,478	11%	23,146
PANCARE OF FLORIDA INC		20,231	2,468	11%	22,699

# COVID-19: testing by laboratory

Data through Mar 6, 2021 verified as of Mar 7, 2021 at 09:25 AM

Data in this report are provisional and subject to change.

The numbers in the table below represent the number of Florida and non-Florida residents for whom test results were received by the Department of Health. A person can be tested by more than one laboratory and can have both positive and negative results. **Therefore, the sum of the numbers in each column will be larger than the total number of people tested.**

Reporting lab	Inconclusive	Negative	Positive	Percent positive	Total
STATLAB_MOBILE	1	20,261	2,046	9%	22,308
LAB DIAGNOSTICS LLC	390	16,278	5,320	24%	21,988
DRS CLACK SPENCER WHITE & MCCORMACK PA D/B/A		19,717	2,002	9%	21,719
NAPLES COMMUNITY HOSPITAL	72	19,531	2,022	9%	21,625
SAINT MARY'S MEDICAL CENTER	24	18,949	2,212	10%	21,185
ADVENT HEALTH - DAYTONA BEACH	32	18,890	1,687	8%	20,609
PATIENTS FIRST LAKE ELLA MEDICAL CENTER PA		17,363	3,238	16%	20,601
EXACT SCIENCES LABORATORIES		18,177	2,307	11%	20,484
UNITED CLINICAL LABORATORY LLC	3	18,023	2,375	12%	20,401
CLEVELAND CLINIC HOSPITAL LAB	4	17,938	2,279	11%	20,221
CLEVELAND CLINIC TRADITION HOSPITAL		18,136	1,324	7%	19,460
BAYFRONT HEALTH - ST PETERSBURG	17	16,600	2,384	13%	19,001
OSCEOLA REGIONAL MEDICAL CENTER	1	15,968	2,277	12%	18,246
LEESBURG REGIONAL MEDICAL CENTER		15,840	2,193	12%	18,033
HOMESTEAD HOSPITAL CLINICAL LABORATORY	27	14,406	3,094	18%	17,527
HEALTH CENTER AT SINAI RESIDENCES		16,930	506	3%	17,436
MEMORIAL HOSPITAL JACKSONVILLE	8	14,479	2,723	16%	17,210
BIOCERNA LABS	461	14,582	2,112	12%	17,155
CLARITY LAB SOLUTIONS	93	14,945	1,839	11%	16,877
NORTHWEST MEDICAL CENTER	1	14,523	2,061	12%	16,585
ORANGE PARK MEDICAL CENTER	9	13,693	2,618	16%	16,320
INDIAN RIVER PATHOLOGY LLC		15,060	1,257	8%	16,317
WELLINGTON REGIONAL MED CTR LAB	6	14,468	1,795	11%	16,269
BETHESDA HOSPITAL EAST		14,387	1,471	9%	15,858
ACCESS MEDICAL LABORATORIES	4	8,100	7,707	49%	15,811
OAK HILL HOSPITAL		13,973	1,768	11%	15,741
DELRAY MEDICAL CENTER LAB	3	14,087	1,627	10%	15,717
FULGENT DIAGNOSTICS	170	14,466	978	6%	15,614
VISTA CLINICAL DIAGNOSTICS	482	13,324	1,743	11%	15,549
LAWNWOOD REGIONAL MEDICAL CENTER	1	13,168	2,125	14%	15,294
WEST KENDALL BAPTIST HOSPITAL	13	12,373	2,879	19%	15,265
MEMORIAL REGIONAL HOSPITAL CLINICAL LABORATORY	10	14,129	971	6%	15,110
AMELIA EARHART		12,862	2,018	14%	14,880
PRIVA PATH LABS	77	13,752	950	6%	14,779
THE HEALTHCARE DISTRICT OF PALM BEACH COUNTY	47	12,874	1,857	13%	14,778
BAPTIST HEALTH - SOUTH		13,586	1,187	8%	14,773
BAPTIST HEALTHCARE - BAPTIST HOSPITAL	5	11,596	3,133	21%	14,734
LARGO MEDICAL CENTER		12,963	1,609	11%	14,572
INDIAN RIVER MEDICAL CENTER LAB		13,669	852	6%	14,521
LEE HEALTH - LEE MEMORIAL HOSPITAL		10,929	3,577	25%	14,506
WINTER HAVEN HOSPITAL CLINICAL LABORATORY	4	12,245	2,215	15%	14,464
UHEALTH CORAL GABLES/LENNAR MED CTR	36	13,490	906	6%	14,432
ADVENTHEALTH CENTRA CARE LAKE BUENA VISTA		12,645	1,618	11%	14,263
NONA SCIENTIFIC	5	11,063	3,127	22%	14,195
WEST FLORIDA HOSPITAL LAB	1	10,970	2,988	21%	13,959

# COVID-19: testing by laboratory

Data through Mar 6, 2021 verified as of Mar 7, 2021 at 09:25 AM

Data in this report are provisional and subject to change.

The numbers in the table below represent the number of Florida and non-Florida residents for whom test results were received by the Department of Health. A person can be tested by more than one laboratory and can have both positive and negative results. **Therefore, the sum of the numbers in each column will be larger than the total number of people tested.**

Reporting lab	Inconclusive	Negative	Positive	Percent positive	Total
CARDIOPATH	84	12,088	1,728	12%	13,900
MEDICAL CENTER OF TRINITY CLINICAL LABORATORY	2	12,171	1,426	10%	13,599
MEDRITE MEDICAL CARE, PC	6,422	6,515	613	5%	13,550
MOLECULAR INFECTIOUS DISEASES	478	12,628	429	3%	13,535
PALMS WEST HOSPITAL LAB	2	11,611	1,885	14%	13,498
GOOD SAMARITAN MEDICAL CENTER LAB	2	11,580	1,725	13%	13,307
NEMOURS CHILDRENS HOSPITAL	1	12,545	753	6%	13,299
WESTSIDE REGIONAL MED CTR	2	11,285	1,931	15%	13,218
MERCY HOSPITAL A CAMPUS OF PLANTATION GEN HOSP LAB	1	11,017	2,019	15%	13,037
REGIONAL MEDICAL CENTER BAYONET POINT	2	11,738	1,023	8%	12,763
GULF COAST MEDICAL CENTER MICROLAB		9,973	2,731	21%	12,704
THE VILLAGES REGIONAL HOSPITAL		11,288	1,306	10%	12,594
ST ANTHONY'S HOSPITAL LAB	30	11,038	1,520	12%	12,588
LAKE CITY HM		11,147	988	8%	12,135
CAPITAL REGIONAL MEDICAL CTR		9,736	2,353	19%	12,089
AVENTURA HOSPITAL LAB		9,775	2,275	19%	12,050
BINAXNOW	9	9,173	2,851	24%	12,033
CORAL GABLES HOSPITAL CLINICAL LABORATORY		10,150	1,881	16%	12,031
FLORIDA HOSPITAL WATERMAN LABORATORY	70	10,997	862	7%	11,929
HALIFAX MEDICAL CENTER LAB	37	10,133	1,741	15%	11,911
PWN HEALTH	17	9,760	2,074	18%	11,851
WEST BOCA MEDICAL CENTER LAB		10,931	883	7%	11,814
BLAKE MEDICAL CENTER		10,335	1,465	12%	11,800
GENOVA DIAGNOSTICS LABORATORY	62	10,694	1,042	9%	11,798
BAPTIST HEALTH SOUTH FLORIDA - WEST KENDALL URGENT CARE		9,824	1,899	16%	11,723
ST MARKS HOSPITAL LABORATORY B	78	10,627	1,002	9%	11,707
ST JOSEPHS HOSPITAL	18	10,085	1,559	13%	11,662
FLORIDA LABORATORY ANALYSIS		10,167	1,476	13%	11,643
MANATEE MEMORIAL HOSPITAL		10,613	1,006	9%	11,619
LEE HEALTH - HEALTH PARK MEDICAL CENTER		9,717	1,843	16%	11,560
PATHNOSTICS	41	9,014	2,380	21%	11,435
PALM BEACH GARDENS MEDICAL CTR LAB		10,226	1,115	10%	11,341
COAST DIAGNOSTICS LLC	45	9,998	1,227	11%	11,270
LARKIN COMMUNITY HOSPITAL	10	9,732	1,468	13%	11,210
NATIONWIDE LABORATORY SERVICES INC	381	9,384	1,402	13%	11,167
PRECISION HEALTH RESOURCES LLC		10,432	685	6%	11,117
LABS ASAP LLC		9,940	1,086	10%	11,026
MEASE COUNTRYSIDE LAB	14	9,693	1,196	11%	10,903
SYNERGY DIAGNOSTIC LABORATORY	94	9,585	1,209	11%	10,888
LAKE CITY MEDICAL CENTER		8,588	2,185	20%	10,773
FLORIDA HOSPITAL HEARTLAND MED CTR CLINICAL LAB	33	9,326	1,386	13%	10,745
VIKOR SCIENTIFIC	49	8,891	1,797	17%	10,737
PLANTATION GENERAL HOSPITAL		8,881	1,626	15%	10,507
LARKIN COMMUNITY HOSPITAL INC DBA CARDIOTROPIC		6,819	3,620	35%	10,439
ADVENT HEALTH - WESLEY CHAPEL	14	9,384	976	9%	10,374
EXPRESS GENE MOLECULAR DIAGNOSTICS LABORATORY		8,877	1,419	14%	10,296
FLORIDA MEDICAL CENTER - A CAMPUS OF NORTH SHORE	2	8,942	1,238	12%	10,182

# COVID-19: testing by laboratory

Data through Mar 6, 2021 verified as of Mar 7, 2021 at 09:25 AM

Data in this report are provisional and subject to change.

The numbers in the table below represent the number of Florida and non-Florida residents for whom test results were received by the Department of Health. A person can be tested by more than one laboratory and can have both positive and negative results. **Therefore, the sum of the numbers in each column will be larger than the total number of people tested.**

Reporting lab	Inconclusive	Negative	Positive	Percent positive	Total
DOCTORS HOSPITAL	7	8,459	1,644	16%	10,110
AMERICAN FAMILY CARE	1	5,707	4,354	43%	10,062
SARKIS CLINICAL TRIALS	25	8,759	1,261	13%	10,045
CENTRAL FLORIDA REGIONAL HOSPITAL		8,987	1,037	10%	10,024
LEON MEDICAL CENTERS LLC		7,880	2,101	21%	9,981
SRQ DRIVE THROUGH		8,944	905	9%	9,849
NORTHSIDE HOSPITAL AND HEART INSTITUTE		8,839	1,000	10%	9,839
LABSTAT LLC	5	9,302	437	4%	9,744
CORAL SPRINGS MED CTR		8,763	953	10%	9,716
AVECINA	20	8,995	700	7%	9,715
P4 CLINICAL, LLC	204	8,502	956	10%	9,662
NCF DIAGNOSTICS & DNA TECHNOLOGIES LAB	157	8,973	503	5%	9,633
AVECINA MEDICAL	4	6,203	3,425	36%	9,632
PALM BEACH BALL PARK		8,606	1,018	11%	9,624
ADVENTHEALTH CENTRA CARE WATERFORD LAKES		8,066	1,557	16%	9,623
JOHNS HOPKINS ALL CHILDREN'S HOSPITAL		8,961	635	7%	9,596
FLORIDA HOSPITAL DELAND	10	8,329	1,196	13%	9,535
CernerELR_Advent		8,238	1,265	13%	9,503
BOSTON HEART DIAGNOSTICS CORP		8,242	1,198	13%	9,440
BAPTIST HEALTH SOUTH FLORIDA - COUNTRY WALK URGENT CARE		7,552	1,572	17%	9,124
MIAMI BEACH CONVENTION CENTER		8,630	413	5%	9,043
WEST PALM HOSPITAL LAB		8,296	716	8%	9,012
CERNERELR_BAYCARE	43	8,320	616	7%	8,979
OCALA REGIONAL MEDICAL CENTER		7,742	1,179	13%	8,921
INFORM DIAGNOSTICS, INC		8,392	499	6%	8,891
MEDARBOR DIAGNOSTICS	1	7,766	1,117	13%	8,884
ADVENTHEALTH CENTRA CARE ST CLOUD	1	7,651	1,225	14%	8,877
HEALTHQUEST ESOTERICS		7,445	1,412	16%	8,857
BROWARD HEALTH NORTH CLINICAL LABORATORY		7,836	1,002	11%	8,838
FLORIDA HOSPITAL FLAGLER	29	7,987	802	9%	8,818
NORTH SHORE MEDICAL CENTER		7,272	1,490	17%	8,762
FLORIDA HOSPITAL ZEPHYRHILLS	10	7,684	942	11%	8,636
LEE HEALTH - GULF COAST MEDICAL CENTER	2	6,887	1,718	20%	8,607
SYNERGY LABORATORIES	30	7,463	1,093	13%	8,586
FLORIDA HOSPITAL OF CARROLLWOOD	23	7,289	1,181	14%	8,493
AVECINA MEDICAL OAKLEAF	3	6,977	1,330	16%	8,310
H LEE MOFFITT CANCER CENTER LABORATORY	1	8,050	222	3%	8,273
CERNERELR_BAPTISTMIAMI	31	7,313	862	11%	8,206
CLEVELAND CLINIC MARTIN SOUTH HOSPITAL	1	7,250	895	11%	8,146
SOUTH BAY HOSPITAL CLINICAL LAB	1	7,233	869	11%	8,103
SANTA ROSA MEDICAL CENTER		6,672	1,416	18%	8,088
BAPTIST HEALTH - BEACHES		7,418	645	8%	8,063
BAPTIST HEALTH SOUTH FLORIDA - MIAMI LAKES URGENT CARE		6,248	1,698	21%	7,946
BAYCARE COMMUNITY HEALTH		7,679	190	2%	7,869
MEMORIAL HOSPITAL WEST LABORATORY SERVICES	14	7,127	713	9%	7,854
POINCIANA MEDICAL CENTER		6,145	1,706	22%	7,851
GENE BY GENE, GENOMICS RESEARCH CENTER LAB	44	7,325	465	6%	7,834



# COVID-19: testing by laboratory

Data through Mar 6, 2021 verified as of Mar 7, 2021 at 09:25 AM

Data in this report are provisional and subject to change.

The numbers in the table below represent the number of Florida and non-Florida residents for whom test results were received by the Department of Health. A person can be tested by more than one laboratory and can have both positive and negative results. **Therefore, the sum of the numbers in each column will be larger than the total number of people tested.**

Reporting lab	Inconclusive	Negative	Positive	Percent positive	Total
ANNE BATES LEACH EYE HOSPITAL/ ABLEH MICROBIOLOGY LABORATORY	9	7,594	108	1%	7,711
ISPM LABS, LLC DBA CAPSTONE DIAGNOSTICS, LLC		7,314	383	5%	7,697
KD MEDICAL CHOICE LLC	5	6,910	726	10%	7,641
CLEVELAND CLINIC MARTIN NORTH HOSPITAL		6,728	872	11%	7,600
MEMORIAL HOSPITAL MICRO		7,081	506	7%	7,587
NCH NORTH NAPLES HOSPITAL LAB	15	6,733	830	11%	7,578
WEST MARION COMMUNITY HOSPITAL LAB		6,253	1,284	17%	7,537
ADVENTHEALTH CENTRA CARE CLERMONT		6,455	1,045	14%	7,500
ADVENTHEALTH CENTRA CARE UNIVERSITY	1	6,561	821	11%	7,383
ST LUCIE MEDICAL CENTER		5,926	1,429	19%	7,355
LAKEWOOD RANCH MEDICAL CENTER		6,713	584	8%	7,297
MORTON PLANT-MEASE	5	6,592	689	9%	7,286
ARCPPOINT LABS OF FORT MYERS	4	6,370	893	12%	7,267
ADVENTHEALTH CENTRA CARE WINTER PARK		6,536	722	10%	7,258
ADVENTHEALTH CENTRA CARE WINTER GARDEN	1	6,432	798	11%	7,231
FLORIDA HOSPITAL FISH MEMORIAL	19	6,129	1,070	15%	7,218
BAPTIST HEALTH SOUTH FLORIDA - WESTCHESTER URGENT CARE		5,679	1,244	18%	6,923
ADVENTHEALTH CENTRA CARE LAKELAND	1	6,004	902	13%	6,907
LUMINUS DIAGNOSTICS		6,273	553	8%	6,826
FLORIDA HOSPITAL Ocala		5,903	912	13%	6,815
INDIAN RIVER MEDICAL CENTER		5,877	891	13%	6,768
HIALEAH HOSPITAL	4	5,231	1,489	22%	6,724
ADVENTHEALTH CENTRA CARE DR PHILLIPS		6,064	634	9%	6,698
ADVENTHEALTH CENTRA CARE LEE ROAD		6,006	686	10%	6,692
AVERO DIAGNOSTICS - IRVING	11	6,197	470	7%	6,678
NCH DOWNTOWN NAPLES HOSPITAL	15	6,008	610	9%	6,633
BAPTIST HEALTH SOUTH FLORIDA - DORAL URGENT CARE		5,310	1,316	20%	6,626
VISTA CLINICAL	8	3,873	2,712	41%	6,593
MEDEXPRESS URGENT CARE	2	4,456	2,083	32%	6,541
OVIEDO MEDICAL CENTER		5,794	665	10%	6,459
HOLIDAY CVS LLC		6,121	287	4%	6,408
BAYFRONT HEALTH - PORT CHARLOTTE		5,885	504	8%	6,389
UNKNOWN	3	3,360	3,017	47%	6,380
BAPTIST HEALTH - NASSAU		6,021	347	5%	6,368
ADVENTHEALTH CENTRA CARE HUNTERS CREEK	3	5,498	867	14%	6,368
EMERALD COAST URGENT CARE		4,881	1,460	23%	6,341
ATLANTIS URGENT CARE	1	4,723	1,589	25%	6,313
IMPERIAL POINT MEDICAL CENTER		5,713	538	9%	6,251
ADVENTHEALTH CENTRA CARE SANFORD		5,531	712	11%	6,243
SOLARIS DIAGNOSTICS	10	5,656	571	9%	6,237
ST JOSEPHS NORTH HOSPITAL LAB	7	5,339	877	14%	6,223
COMMUNITY HEALTH CENTERS OF PINELLAS INC		4,928	1,246	20%	6,174
ADVENTHEALTH CENTRA CARE MOUNT DORA		5,172	988	16%	6,160
ADVENTHEALTH CENTRA CARE LAKE MARY	2	5,350	792	13%	6,144
MEDEXPRESS URGENT CARE OF BOYNTON BEACH LLC		5,668	437	7%	6,105
ST PETERSBURG GENERAL HOSPITAL		5,135	929	15%	6,064
ADVENTHEALTH CENTRA CARE KISSIMMEE		5,439	616	10%	6,055

# COVID-19: testing by laboratory

Data through Mar 6, 2021 verified as of Mar 7, 2021 at 09:25 AM

Data in this report are provisional and subject to change.

The numbers in the table below represent the number of Florida and non-Florida residents for whom test results were received by the Department of Health. A person can be tested by more than one laboratory and can have both positive and negative results. **Therefore, the sum of the numbers in each column will be larger than the total number of people tested.**

Reporting lab	Inconclusive	Negative	Positive	Percent positive	Total
NCH NORTH NAPLES HOSPITAL	8	5,370	656	11%	6,034
ADVENTHEALTH CENTRA CARE APOPKA	1	5,176	834	14%	6,011
FORT WALTON BEACH MEDICAL CENTER		5,117	882	15%	5,999
BAYFRONT HEALTH - VENICE REGIONAL MEDICAL	1	5,374	537	9%	5,912
CLINICAL REFERENCE LABORATORY	2	5,578	292	5%	5,872
ADVENTIST HEALTH SYSTEMS, SUNBELT INC		5,104	715	12%	5,819
SUNCOAST PATHOLOGY ASSOCIATES		5,310	507	9%	5,817
EMPIRE CITY LABORATORIES INC	67	4,876	793	14%	5,736
MEDEXPRESS URGENT CARE HUDSON		4,925	765	13%	5,690
FLORIDA HOSPITAL NORTH PINELLAS	11	5,214	462	8%	5,687
ADVENTHEALTH CENTRA CARE ALTAMONTE		4,959	700	12%	5,659
BAPTIST HEALTH SOUTH FLORIDA - PEMBROKE PINES URGENT CARE		4,713	939	17%	5,652
PARAMOUNT URGENT CARE	2	2,890	2,732	49%	5,624
EGLIN AIR FORCE BASE	13	4,055	1,544	28%	5,612
NORTHWEST FLORIDA COMMUNITY HOSPITAL	39	4,096	1,414	25%	5,549
ADVENTHEALTH EXPRESS CARE		4,486	981	18%	5,467
MICROGEN DX	4	4,759	692	13%	5,455
SOUTH FLORIDA BAPTIST HOSPITAL MICRO	4	4,550	895	16%	5,449
TROPICANA FIELD - LOT 2	19	4,936	489	9%	5,444
SUNRISE MEDICAL LABORATORIES	2	5,053	377	7%	5,432
URGENT CARE OF THE PALM BEACHES		4,515	880	16%	5,395
ANGEL KIDS PEDIATRICS		5,062	308	6%	5,370
DYNIX DIAGNOSTIX		4,875	479	9%	5,354
DOCTORS URGENT CARE LLC	1	4,349	995	19%	5,345
ADVENTHEALTH CENTRA CARE AZALEA PARK		4,552	762	14%	5,314
AHCC WESLEY CHAPEL		4,703	568	11%	5,271
PRO CLINIC		4,202	1,058	20%	5,260
MARTIN HOSPITAL SOUTH LAB		4,966	288	5%	5,254
PUTNAM COMMUNITY MEDICAL CENTER		4,573	677	13%	5,250
QDX PATHOLOGY SERVICES	2	4,865	376	7%	5,243
MEDICAL DNA LABS LLC	3	4,719	454	9%	5,176
LEE HEALTH CONVENIENT CARE - PAGE FIELD		4,556	613	12%	5,169
ADVENTHEALTH CENTRA CARE OVIEDO		4,443	718	14%	5,161
BAPTIST HEALTH SOUTH FLORIDA - CORAL SPRINGS URGENT CARE		4,410	719	14%	5,129
TRINITY SPRINGS		4,356	729	14%	5,085
ESCAMBIA COMMUNITY CLINICS INC	8	3,780	1,247	25%	5,035
COASTAL MED URGENT CARE		3,546	1,480	29%	5,026
ACUTIS DIAGNOSTICS	17	3,983	999	20%	4,999
UNIVERSITY HOSPITAL AND MEDICAL CENTER		3,762	1,179	24%	4,941
ADVENT HEALTH - HEART OF FLORIDA ER	1	4,227	682	14%	4,910
MINUTECLINIC		4,230	676	14%	4,906
ADVENTHEALTH CENTRA CARE LONGWOOD		4,326	577	12%	4,903
FLORIDA FAMILY LABORATORY, INC DBA	40	4,452	407	8%	4,899
URGENT CARE CURE	2	4,199	690	14%	4,891
BAPTIST HEALTH - NORTH		3,824	1,058	22%	4,882
HEALTH FIRST ADVENTHEALTH CENTRA CARE - TITUSVILLE		4,146	736	15%	4,882
MINUTECLINIC LLC #3703		4,013	861	18%	4,874



# COVID-19: testing by laboratory

Data through Mar 6, 2021 verified as of Mar 7, 2021 at 09:25 AM

Data in this report are provisional and subject to change.

The numbers in the table below represent the number of Florida and non-Florida residents for whom test results were received by the Department of Health. A person can be tested by more than one laboratory and can have both positive and negative results. **Therefore, the sum of the numbers in each column will be larger than the total number of people tested.**

Reporting lab	Inconclusive	Negative	Positive	Percent positive	Total
DOCTORS URGENT CARE OF LUTZ LLC	1	3,892	947	20%	4,840
ADVENTHEALTH CENTRA CARE SOUTH ORANGE		4,153	681	14%	4,834
ADVENTHEALTH CENTRA CARE ORANGE LAKE		4,271	545	11%	4,816
FLORIDA COMMUNITY HEALTH CENTER		3,789	1,025	21%	4,814
PALMS OF PASADENA HOSPITAL		4,260	519	11%	4,779
ADVENTHEALTH CENTRA CARE PORT ORANGE		3,989	761	16%	4,750
MEDEXPRESS URGENT CARE - ESTERO		4,241	479	10%	4,720
BAPTIST HEALTH SOUTH FLORIDA - TAMiami TRAIL URGENT CARE		3,798	909	19%	4,707
THE CENTER FOR URGENT CARE	3	3,907	779	17%	4,689
MEDEXPRESS URGENT CARE - ROYAL PALM BEACH		4,192	484	10%	4,676
PEDIATRIC HEALTH CARE ALLIANCE PA		4,283	386	8%	4,669
BAPTIST HEALTH SOUTH FLORIDA - KENDALE LAKES URGENT CARE		3,747	904	19%	4,651
LABORATORY OF FLORIDA LLC	40	4,272	327	7%	4,639
WESTCHESTER HOSPITAL	23	3,743	870	19%	4,636
DOCTORS HOSPITAL OF SARASOTA CLINICAL LABORATORY		4,028	594	13%	4,622
ADVENTHEALTH CENTRA CARE SAND LAKE		4,148	469	10%	4,617
NIGHT LITE PEDIATRICS	4	3,341	1,254	27%	4,599
ADVENTHEALTH CENTRA CARE LEESBURG		3,755	840	18%	4,595
HEALTH FIRST ADVENTHEALTH CENTRA CARE GATEWAY	1	4,110	457	10%	4,568
MEDEXPRESS URGENT CARE - GOLDEN GATE		4,033	507	11%	4,540
TALLAHASSEE PRIMARY CARE ASSOCIATES		3,963	567	13%	4,530
MEDEXPRESS URGENT CARE PALM BEACH GARDENS		4,141	384	8%	4,525
BAPTIST HEALTH SOUTH FLORIDA - CORAL GABLES (UNIVERSITY) URGENT CARE		3,910	614	14%	4,524
MEDCOMP SCIENCES LLC	88	2,575	1,852	41%	4,515
MOFFITT CANCER CENTER	6	4,398	97	2%	4,501
RAULERSON HOSPITAL		3,725	773	17%	4,498
MEASE DUNEDIN HOSPITAL	5	3,984	451	10%	4,440
BAPTIST HEALTH SOUTH FLORIDA - PINECREST URGENT CARE		3,826	603	14%	4,429
BAPTIST HEALTH SOUTH FLORIDA - CORAL GABLES URGENT CARE		3,640	728	17%	4,368
PARAMOUNT URGENT CARE - WINDERMERE	2	2,792	1,461	34%	4,255
BAPTIST HEALTH SOUTH FLORIDA - PALMETTO BAY URGENT CARE		3,560	680	16%	4,240
SPORTS DRUG TESTING LABORATORY	67	4,045	127	3%	4,239
PALMS MEDICAL GROUP	5	2,966	1,249	30%	4,220
BAYFRONT HEALTH - SEVEN RIVERS		3,833	361	9%	4,194
MEDEXPRESS URGENT CARE - LAKELAND		3,683	496	12%	4,179
BETHESDA HOSPITAL WEST		3,747	432	10%	4,179
MINUTECLINIC LLC #1067		3,634	530	13%	4,164
ASCENSION SACRED HEART - EMERALD COAST		3,443	709	17%	4,152
MINUTECLINIC LLC		3,506	564	14%	4,070
GENESIS DIAGNOSTICS		3,828	241	6%	4,069
VENTURE MEDICAL OF FLORIDA LLC		3,749	310	8%	4,059
NIGHT LITE PEDIATRICS URGENT CARE	1	3,414	638	16%	4,053
PREMIER URGENT CARE OF BREVARD LLC	3	3,534	508	13%	4,045
BAYA PHARMACY & URGENT CARE		2,962	1,077	27%	4,039
US BIOTEK LABORATORIES	14	3,632	365	9%	4,011
PHYSICIANS REGIONAL MEDICAL CENTER - PINE RIDGE RD	1	3,265	737	18%	4,003
TWIN CITIES HOSPITAL	1	3,480	500	13%	3,981

# COVID-19: testing by laboratory

Data through Mar 6, 2021 verified as of Mar 7, 2021 at 09:25 AM

Data in this report are provisional and subject to change.

The numbers in the table below represent the number of Florida and non-Florida residents for whom test results were received by the Department of Health. A person can be tested by more than one laboratory and can have both positive and negative results. **Therefore, the sum of the numbers in each column will be larger than the total number of people tested.**

Reporting lab	Inconclusive	Negative	Positive	Percent positive	Total
MEMORIAL HOSPITAL- MIRAMAR	12	3,653	302	8%	3,967
BAYFRONT HEALTH - BROOKSVILLE		3,457	463	12%	3,920
ADVENTHEALTH PROMPT CARE	2	2,804	1,102	28%	3,908
MINUTECLINIC LLC #8396		3,331	571	15%	3,902
DOCTORS TEST CENTERS		3,407	438	11%	3,845
ADVENTHEALTH CENTRA CARE		3,414	424	11%	3,838
ADVENTHEALTH CENTRA CARE COLONIAL TOWN	2	3,423	400	10%	3,825
DESOTO MEMORIAL HOSPITAL	3	3,112	681	18%	3,796
AMELIA URGENT CARE		2,198	1,581	42%	3,779
MINUTECLINIC LLC # 0709		3,220	544	14%	3,764
ACCU REFERENCE MEDICAL LAB	9	2,944	774	21%	3,727
ENGLEWOOD COMMUNITY HOSPITAL		3,376	338	9%	3,714
BAYFRONT HEALTH - PUNTA GORDA		3,416	274	7%	3,690
LAKESIDE MEDICAL CENTER		2,848	784	22%	3,632
CLARITY LAB SOLUTIONS LLC		3,608	4	0%	3,612
SIPARADIGM LLC	52	3,293	244	7%	3,589
BAPTIST HEALTH SOUTH FLORIDA - DAVIE URGENT CARE		2,958	621	17%	3,579
ALTRU DIAGNOSTICS INC	2	3,376	158	4%	3,536
BAYFRONT HEALTH - SPRING HILL		3,180	304	9%	3,484
MEDEXPRESS URGENT CARE CAPE CORAL		2,966	489	14%	3,455
HOLMES REG MED CENTER CLINICAL LAB		2,979	470	14%	3,449
ADVENTIST HEALTH SYSTEMS SUNBELT IN DBA		3,062	373	11%	3,435
MIDWAY SPECIALTY CARE CENTER DIAGNOSTICS	38	3,116	237	7%	3,391
IMMOKALEE CHD		3,155	234	7%	3,389
BAPTIST HEALTH SOUTH FLORIDA - WESTON URGENT CARE		2,979	409	12%	3,388
PHARMCO RX	2	3,129	238	7%	3,369
QUICK CARE MED PL	2	2,702	628	19%	3,332
MINUTE CLINIC LLC		2,890	433	13%	3,323
BARTOW REGIONAL MEDICAL CENTER	1	2,771	528	16%	3,300
HEALTH FIRST ADVENTHEALTH CENTRA CARE COCOA		2,964	308	9%	3,272
HIGHLANDS REGIONAL MEDICAL CENTER		2,532	727	22%	3,259
BAPTIST HEALTH URGENT CARE AT SAWGRASS		2,668	527	16%	3,195
MINUTECLINIC LLC #3631		2,705	489	15%	3,194
PRECISION HEALTH SOLUTIONS		3,016	171	5%	3,187
WELLINGTON REGIONAL MEDICAL CENTER		2,899	283	9%	3,182
MC DIAGNOSTIC OF CONNECTICUT, PC #2220		2,723	440	14%	3,163
BRASHEAR'S VITAL CARE CORP		2,495	647	21%	3,142
MINUTECLINIC LLC 5852		2,667	462	15%	3,129
BAPTIST HEALTH SOUTH FLORIDA - BRICKELL URGENT CARE		2,598	530	17%	3,128
MEDEXPRESS URGENT CARE LEHIGH ACRES		2,704	388	13%	3,092
HOLIDAY CVS LLC DBA CVS PHARMACY #5154		2,992	82	3%	3,074
MINUTECLINIC LLC #3463		2,563	494	16%	3,057
HEALTH FIRST ADVENTHEALTH CENTRA CARE MALABAR		2,754	299	10%	3,053
SELECT LABORATORIES - MARION COUNTY, FL LLC	5	2,725	305	10%	3,035
MEDEXPRESS URGENT CARE - DELAND		2,703	321	11%	3,024
PROHEALTH	3	1,470	1,548	51%	3,021
WALGREEN CO	2	2,672	338	11%	3,012

# COVID-19: testing by laboratory

Data through Mar 6, 2021 verified as of Mar 7, 2021 at 09:25 AM

Data in this report are provisional and subject to change.

The numbers in the table below represent the number of Florida and non-Florida residents for whom test results were received by the Department of Health. A person can be tested by more than one laboratory and can have both positive and negative results. **Therefore, the sum of the numbers in each column will be larger than the total number of people tested.**

Reporting lab	Inconclusive	Negative	Positive	Percent positive	Total
MINUTECLINIC LLC #5249		2,395	606	20%	3,001
ADVENTHEALTH CENTRA CARE KIDS LAKE MARY		2,753	221	7%	2,974
VERILY LIFE SCIENCES		2,939	33	1%	2,972
MINUTECLINIC LLC #5253		2,445	505	17%	2,950
LEE DAVIS COMMUNITY RESOURCE CENTER		2,569	377	13%	2,946
VETERANS AFFAIRS MEDICAL CENTER - ORLANDO	1	1,343	1,581	54%	2,925
ADVENT HEALTH CENTRA CARE -WINTER PARK KIDS URGENT CARE	4	2,666	252	9%	2,922
PRIMEHEALTH URGENT CARE INC		2,507	409	14%	2,916
CARENOW URGENT CARE		1,774	1,112	39%	2,886
STONE CLINICAL LABORATORIES		2,790	96	3%	2,886
WALGREENS ORLANDO	3	2,536	340	12%	2,879
MEMORIAL HOSPITAL PEMBROKE	3	2,534	339	12%	2,876
BMCT Molecular Diagnostics Subsection		2,367	497	17%	2,864
MARION E FETHER MEDICAL CENTER, THE		2,607	241	8%	2,848
ADVENT HEALTH - NEW SMYRNA		2,279	567	20%	2,846
MEDONE PLLC		2,127	699	25%	2,826
BAPTIST HEALTH - CLAY		2,387	378	14%	2,765
MINUTECLINIC LLC #5190		2,304	456	17%	2,760
ACCESS POINT HEALTHCARE URGENT & PRIMARY CARE	2	2,090	668	24%	2,760
MARINERS HOSPITAL		2,488	264	10%	2,752
PARAMOUNT URGENT CARE INC		979	1,766	64%	2,745
NXGEN MDX LLC	4	2,443	296	11%	2,743
BAPTIST HEALTH EMERGENCY CENTER COUNTRY WALK	1	2,309	431	16%	2,741
GESSLER CLINIC	2	1,838	889	33%	2,729
MINUTECLINIC LLC #5854		2,290	428	16%	2,718
CITRUS MEMORIAL HOSPITAL LABORATORY		2,248	460	17%	2,708
MINUTECLINIC LLC #4415		2,278	428	16%	2,706
SCION LAB SERVICES LLC	24	2,480	199	7%	2,703
BLUE MED CONSULTANTS		2,571	107	4%	2,678
SACRED HEART HEALTH SYSTEM, INC	1	1,788	863	33%	2,652
MEDEXPRESS URGENT CARE - VERO BEACH		2,303	348	13%	2,651
PARAMOUNT URGENT CARE - ORLANDO		1,729	901	34%	2,630
EMERALD COAST URGENT CARE, LLC	1	1,968	660	25%	2,629
BAPTIST HEALTHCARE - GULF BREEZE HOSPITAL	3	2,168	454	17%	2,625
LOWER KEYS MEDICAL CENTER		2,313	260	10%	2,573
ADVENT HEALTH - OCALA		2,124	447	17%	2,571
MEDEXPRESS FORT MYERS		2,248	315	12%	2,563
CELESTA MEDICAL SERVICES LLC DBA - AMERICAN RESEARCH LABS		2,322	227	9%	2,549
PARAMOUNT URGENT CARE - OVIEDO		1,739	805	32%	2,544
BAPTIST HEALTH - OAKLEAF		2,100	437	17%	2,537
MEDEXPRESS URGENT CARE CORAL SPRINGS		2,274	255	10%	2,529
MINUTECLINIC LLC #3662		2,141	375	15%	2,516
ADVENTHEALTH CENTRA CARE CONWAY		2,114	375	15%	2,489
MINUTECLINIC LLC #7886		2,153	333	13%	2,486
MINUTECLINIC, LLC #4015		1,915	569	23%	2,484
EMERALD COAST URGENT CARE LLC		1,804	654	27%	2,458
BAPTIST HEALTH SOUTH FLORIDA - MIAMI BEACH URGENT CARE		2,085	347	14%	2,432

# COVID-19: testing by laboratory

Data through Mar 6, 2021 verified as of Mar 7, 2021 at 09:25 AM

Data in this report are provisional and subject to change.

The numbers in the table below represent the number of Florida and non-Florida residents for whom test results were received by the Department of Health. A person can be tested by more than one laboratory and can have both positive and negative results. **Therefore, the sum of the numbers in each column will be larger than the total number of people tested.**

Reporting lab	Inconclusive	Negative	Positive	Percent positive	Total
MINUTECLINIC LLC #5214		2,087	339	14%	2,426
COMMUNITY HEALTH NORTHWEST FLORIDA	4	1,856	549	23%	2,409
MINUTECLINIC LLC #7887		2,129	277	12%	2,406
MINUTECLINIC LLC #1771		2,013	379	16%	2,392
MEDEXPRESS URGENT CARE - CLEWISTON		1,996	386	16%	2,382
PHYSICIANS STAT LAB	3	1,066	1,302	55%	2,371
MINUTECLINIC LLC # 3930		2,035	331	14%	2,366
MINUTECLINIC LLC # 0514		2,089	277	12%	2,366
MINUTECLINIC LLC #4458		1,918	425	18%	2,343
BAY MEDICAL CENTER SACRED HEART HEALTH SYSTEM		1,765	556	24%	2,321
MINUTECLINIC LLC #1055		1,862	455	20%	2,317
MINUTECLINIC LLC #3814		1,952	364	16%	2,316
LEE HEALTH - COCONUT POINT CLINICAL LAB	2	1,872	433	19%	2,307
PHYSICIAN ASSOCIATES		2,068	237	10%	2,305
MINUTECLINIC LLC #7225		1,967	315	14%	2,282
MINUTECLINIC LLC # 3686		1,949	316	14%	2,265
DR G'S URGENT CARE		1,969	293	13%	2,262
DONALD W ROBERTSON DO PA		1,762	497	22%	2,259
FAU		2,088	164	7%	2,252
MINUTECLINIC LLC #3003		1,794	455	20%	2,249
PHYSICIANS REGIONAL MEDICAL CENTER - COLLIER BLVD	1	1,526	713	32%	2,240
PRIMEHEALTH URGENT CARE	1	1,865	361	16%	2,227
MINUTECLINIC, LLC #3204		1,840	373	17%	2,213
MINUTECLINIC LLC #3705		1,935	277	13%	2,212
AMELIA EXPRESS CARE LLC	10	1,889	312	14%	2,211
ADVENTHEALTH CENTRA CARE WINTER HAVEN	1	1,462	728	33%	2,191
MINUTECLINIC LLC #7973		1,894	287	13%	2,181
MEDEXPRESS URGENT CARE BOCA RATON		1,989	190	9%	2,179
PATIENTS FIRST - THOMASVILLE ROAD		1,919	258	12%	2,177
MINUTECLINIC LLC #3291		1,900	272	13%	2,172
FLORIDA MEDICAL CLINIC	3	1,002	1,166	54%	2,171
WHOLE FAMILY HEALTH CENTER INC		1,812	358	16%	2,170
CAREFAST+	1	1,454	710	33%	2,165
EXACT SCIENCES LABORATORIES, LLC		1,952	206	10%	2,158
MINUTECLINIC LLC #3257		1,787	368	17%	2,155
BAYFRONTVENICEREGIONAL		2,062	87	4%	2,149
MINUTECLINIC LLC #5069		1,778	363	17%	2,141
TAMPA COMMUNITY HOSPITAL		1,819	317	15%	2,136
CORE DIAGNOSTIC LABORATORIES LLC	17	1,788	319	15%	2,124
ADVENT HEALTH - DADE CITY		1,854	265	13%	2,119
ASCENSION SACRED HEART - GULF		1,601	516	24%	2,117
ASSOCIATED PATHOLOGISTS, LLC	3	1,728	381	18%	2,112
BOND URGENT CARE LLC		1,555	531	25%	2,086
MINUTECLINIC LLC # 7933		1,831	252	12%	2,083
KEYS AHEC SCHOOL MEDICAL CLINIC	13	1,946	119	6%	2,078
MINUTECLINIC, LLC #5817		1,704	369	18%	2,073
MINUTECLINIC LLC #3748		1,674	394	19%	2,068



# COVID-19: testing by laboratory

Data through Mar 6, 2021 verified as of Mar 7, 2021 at 09:25 AM

Data in this report are provisional and subject to change.

The numbers in the table below represent the number of Florida and non-Florida residents for whom test results were received by the Department of Health. A person can be tested by more than one laboratory and can have both positive and negative results. **Therefore, the sum of the numbers in each column will be larger than the total number of people tested.**

Reporting lab	Inconclusive	Negative	Positive	Percent positive	Total
UNIVERSITY OF NORTH FLORIDA STUDENT HEALTH		1,998	66	3%	2,064
AFC PHYSICIANS OF FLORIDA		1,551	510	25%	2,061
MINUTECLINIC, LLC (CLINIC 10699)		1,779	279	14%	2,058
MINUTECLINIC LLC #7173		1,806	251	12%	2,057
INTELEX LABS, LLC		1,977	64	3%	2,041
MINUTECLINIC LLC #5924		1,739	293	14%	2,032
FLOWERS HOSPITAL		1,837	188	9%	2,025
CHARLES AIESI CONSULTING INC	8	1,778	233	12%	2,019
PARRISH MEDICAL CENTER	1	1,765	252	12%	2,018
MINUTECLINIC LLC #3255		1,741	277	14%	2,018
MINUTECLINIC LLC #5216		1,721	283	14%	2,004
MEDIQUICK URGENT CARE CENTERS INC		1,449	548	27%	1,997
MINUTECLINIC LLC #4024		1,719	277	14%	1,996
MINUTECLINIC LLC #4612		1,589	401	20%	1,990
MINUTECLINIC LLC #3654		1,646	337	17%	1,983
JUPITER MEDICAL CENTER URGENT CARE		1,511	466	24%	1,977
MINUTECLINIC LLC # 3579		1,668	290	15%	1,958
HEALTH CARE DISTRICT OF PALM BEACH COUNTY	1	1,761	192	10%	1,954
DOC SMILEY'S URGENT CARE		1,706	247	13%	1,953
MINUTECLINIC LLC #3648		1,575	376	19%	1,951
EMERGENCY PHYSICIANS MEDICAL CENTER		898	1,051	54%	1,949
GENUS3		1,873	72	4%	1,945
PHYSICIANS PRIMARY CARE	2	1,709	226	12%	1,937
JACKSON HOSPITAL CLINICAL LABORATORY		1,647	282	15%	1,929
NCHMD INC		1,599	305	16%	1,904
MINUTECLINIC LLC #3285		1,645	252	13%	1,897
MEDFAST URGENT CARE CENTERS LLC		564	1,325	70%	1,889
LAKE WALES MEDICAL CENTER INC		1,638	249	13%	1,887
MEDEXPRESS PORT CHARLOTTE		1,701	169	9%	1,870
MINUTECLINIC LLC #1807		1,566	298	16%	1,864
MEDIPATH LLC		1,531	330	18%	1,861
MINUTECLINIC LLC #3635		1,620	240	13%	1,860
PENSACOLA PEDIATRICS PA	1	1,692	167	9%	1,860
AFC PHYSICIANS OF FLORIDA PA		1,389	456	25%	1,845
MINUTECLINIC LLC #4201		1,601	229	13%	1,830
NCH NORTHEAST	7	1,420	400	22%	1,827
MARTIN HEALTH SYSTEM - ST LUCIE WEST		1,653	169	9%	1,822
MINI ER WATERFORD LAKES, THE		1,547	258	14%	1,805
DOC SMILEYS URGENT CARE LLC		1,460	338	19%	1,798
MINUTECLINIC LLC #1821		1,609	179	10%	1,788
BARDMOOR LABORATORY	9	1,507	261	15%	1,777
RIVER TOWN DIAGNOSTIC LLC		1,464	283	16%	1,747
MINUTECLINIC LLC #476		1,503	240	14%	1,743
Community_Health		1,533	199	11%	1,732
LITTLE PINE PEDIATRICS	1	1,450	269	16%	1,720
OPTUM LABS LLC	1	1,539	170	10%	1,710
JW PLASTIC SURGERY		1,449	244	14%	1,693

# COVID-19: testing by laboratory

Data through Mar 6, 2021 verified as of Mar 7, 2021 at 09:25 AM

Data in this report are provisional and subject to change.

The numbers in the table below represent the number of Florida and non-Florida residents for whom test results were received by the Department of Health. A person can be tested by more than one laboratory and can have both positive and negative results. **Therefore, the sum of the numbers in each column will be larger than the total number of people tested.**

Reporting lab	Inconclusive	Negative	Positive	Percent positive	Total
MINUTECLINIC LLC #8381		1,451	241	14%	1,692
SPARROW HEALTHCARE	2	1,436	252	15%	1,690
IGENOMIX USA LLC	47	1,482	157	9%	1,686
MINUTECLINIC LLC #1350		1,450	231	14%	1,681
NEIGHBORHOOD MEDICAL CENTER INC	17	1,482	178	11%	1,677
NORTH SHORE LONG ISLAND JEWISH HEALTH	1	1,579	82	5%	1,662
KETAMINE HEALTH CENTERS LLC	1	1,505	144	9%	1,650
MINUTECLINIC LLC #6007		1,432	217	13%	1,649
LABORATORY SPECIALISTS OF MICHIGAN		1,363	284	17%	1,647
GENESIS LABORATORY MANAGEMENT	14	1,377	230	14%	1,621
FIU-HEALTH AUXILIARY LABORATORY	6	1,517	93	6%	1,616
LABTECH DIAGNOSTIC		1,330	286	18%	1,616
BAPTIST HEALTH EMERGENCY CENTER AT WEST CORAL WAY		1,269	341	21%	1,610
OPTEO LABORATORY		1,564	34	2%	1,598
ELLENTON URGENT CARE		1,361	234	15%	1,595
MINUTECLINIC, LLC # 4469		1,364	226	14%	1,590
BAYFRONT HEALTH - CITRUS HILLS		1,373	211	13%	1,584
SHELL POINT NURSING PAVILION	1	1,501	71	5%	1,573
MINUTECLINIC LLC #3637		1,245	327	21%	1,572
MELBOURNE MEDICAL LABORATORY	2	1,365	202	13%	1,569
ASSURANCE SCIENTIFIC LABORATORIES	1	1,268	283	18%	1,552
GENOME LLC	2	1,419	119	8%	1,540
MINUTECLINIC LLC #3236		1,313	225	15%	1,538
MINUTECLINIC LLC #1815		1,330	186	12%	1,516
WHITE WILSON MEDICAL CENTER		192	1,312	87%	1,504
STEWART ROCKLEDGE HOSPITAL	1	1,270	232	15%	1,503
BAPTIST HEALTH SOUTH FLORIDA - COUNTRY WALK URGENT CARE EXPRESS		1,263	224	15%	1,487
MINUTECLINIC LLC #5157		1,285	192	13%	1,477
MINUTECLINIC, LLC #3245		1,183	285	19%	1,468
ADVANCE MEDICAL OF NAPLES		326	1,124	78%	1,450
LAKELAND REGIONAL HEALTH PABLO		1,257	192	13%	1,449
UHEALTH DEERFIELD BEACH/UMSYLVESTER DEERFIELD BEACH LABORATORY	3	1,380	55	4%	1,438
ED FRASER MEMORIAL HOSPITAL		1,190	244	17%	1,434
BIOCERNA LLC	9	1,257	164	11%	1,430
PATIENTS CHOICE LABORATORIES		831	592	42%	1,423
MINUTECLINIC LLC #214		1,210	194	14%	1,404
COASTAL LABORATORIES	1	1,115	287	20%	1,403
UNIVERSITY OF ALABAMA AT BIRMINGHAM		1,357	43	3%	1,400
ARCPPOINT LABS		848	549	39%	1,397
FLORIDA DEPARTMENT OF HEALTH IN POLK COUNTY	2	1,083	308	22%	1,393
MEDEXPRESS URGENT CARE - JAX ATLANTIC BLVD		1,185	200	14%	1,385
PROJECT HEALTH, INC SUMTERVILLE	5	1,125	245	18%	1,375
BAPTIST HEALTH SOUTH FLORIDA - KEY BISCANE URGENT CARE EXPRESS		1,198	166	12%	1,364
EUROFINS NTD, LLC		1,320	44	3%	1,364
ADVANCED MEDICAL OF NAPLES LLC		1,206	156	11%	1,362
ASCENSION ST VINCENT'S - SOUTHSIDE		1,309	49	4%	1,358
TEMPUS CLINICAL LABORATORY	10	1,194	148	11%	1,352



# COVID-19: testing by laboratory

Data through Mar 6, 2021 verified as of Mar 7, 2021 at 09:25 AM

Data in this report are provisional and subject to change.

The numbers in the table below represent the number of Florida and non-Florida residents for whom test results were received by the Department of Health. A person can be tested by more than one laboratory and can have both positive and negative results. **Therefore, the sum of the numbers in each column will be larger than the total number of people tested.**

Reporting lab	Inconclusive	Negative	Positive	Percent positive	Total
BAPTIST HEALTHCARE - JAY HOSPITAL	1	985	366	27%	1,352
PEDIATRIC HEALTH CARE ALLIANCE - NORTHDAL		1,236	116	9%	1,352
TREASURE COAST MEDICAL ASSOCIATES INC		747	576	44%	1,323
SMA LAB	9	1,159	150	11%	1,318
PARAMOUNT URGENT CARE VILLAGES		912	401	31%	1,313
AMELIA EXPRESS CARE	1	715	596	45%	1,312
UHEALTH CLINIC AT WALGREENS		1,055	252	19%	1,307
NYU HOSPITALS CENTER CLINICAL LABORATORIES		1,250	42	3%	1,292
READY RESPONDERS FLORIDA, PLLC		1,110	170	13%	1,280
VRL EUROFIN		1,236	36	3%	1,272
APALACHEE CORRECTIONAL INSTITUTION EAST UNIT		1,238	26	2%	1,264
FIRST QUALITY LABORATORY		1,181	82	6%	1,263
CAREMED CLINIC LLC	1	981	274	22%	1,256
OPTUMCARE FLORIDA LLC		1,003	250	20%	1,253
TOM LEE COMMUNITY HEALTH CENTER		827	426	34%	1,253
PROHEALTH MEDICAL CLINIC		632	613	49%	1,245
VITRO MOLECULAR LABORATORIES	46	1,122	75	6%	1,243
VAVA PARTNERS LLC		440	795	64%	1,235
HOLIDAY CVS LLC DBA CVSPHARMACY #5155		1,174	57	5%	1,231
CLINICORE		1,124	91	7%	1,215
ER QUICKCARE PL		1,035	177	15%	1,212
ST ANNES NURSING CENTER		1,176	25	2%	1,201
PATIENTS FIRST LAKE ELLA MEDICAL CENTER		1,061	139	12%	1,200
XPRESS URGENT CARE	4	1,012	180	15%	1,196
ACCESS MEDICAL LABS		746	448	38%	1,194
PREMIER MEDICAL	1	1,097	94	8%	1,192
MEDICAL CONSULTANTS OF FLORIDA, LLC	1	993	189	16%	1,183
PALM BAY HOSPITAL CLINICAL LABORATORY		824	352	30%	1,176
SOLARIS HEALTHCARE PALATKA		1,065	104	9%	1,169
STAGEZERO LIFE SCIENCES INC	3	1,064	99	8%	1,166
EPN URGENT CARE NAPLES	2	787	369	32%	1,158
MINUTECLINIC LLC #8927		979	177	15%	1,156
NORTH FLORIDA PEDIATRICS-TALLAHASSEE	1	1,054	98	8%	1,153
MYTEST DIAGNOSTICS		1,086	62	5%	1,148
PARAMOUNT URGENT CARE - CLERMONT		686	455	40%	1,141
ADVANCED DIAGNOSTIC LABORATORY		1,088	47	4%	1,135
LAB24 INC	3	464	667	59%	1,134
CAPSTONE HEALTHCARE		802	330	29%	1,132
MINUTECLINIC LLC #5187		987	137	12%	1,124
VERITAS GENETICS	61	942	119	11%	1,122
COASTAL PEDIATRIC GROUP		969	152	14%	1,121
ADDICTION LABS OF AMERICA	3	1,033	77	7%	1,113
PALM HARBOR PHARMACY		963	149	13%	1,112
MIAMI JEWISH HEALTH SYSTEMS		1,049	58	5%	1,107
PROFESSIONAL HEALTH EXAMINERS DBA PROHEALTH	1	894	211	19%	1,106
ST PETERSBURG PEDIATRICS	1	990	111	10%	1,102
NAPLES URGENT CARE	1	702	396	36%	1,099

# COVID-19: testing by laboratory

Data through Mar 6, 2021 verified as of Mar 7, 2021 at 09:25 AM

Data in this report are provisional and subject to change.

The numbers in the table below represent the number of Florida and non-Florida residents for whom test results were received by the Department of Health. A person can be tested by more than one laboratory and can have both positive and negative results. **Therefore, the sum of the numbers in each column will be larger than the total number of people tested.**

Reporting lab	Inconclusive	Negative	Positive	Percent positive	Total
XYZ LABORATORY	8	942	146	13%	1,096
ARCPPOINT LABS OF CORAL SPRINGS FL		978	112	10%	1,090
SUNRISE URGENT CARE ASSOCIATES LLC D/B/A	7	699	379	35%	1,085
INNOVATIVE TRANSFUSION MEDICINE, INC	11	915	152	14%	1,078
STEWARD REFERENCE LABORATORY	1	595	481	45%	1,077
MINUTECLNIC LLC		936	125	12%	1,061
RAINBOW RIVER MEDICAL LABORATORY		977	83	8%	1,060
NORTH FLORIDA PEDIATRICS - LAKE CITY		849	209	20%	1,058
CAREFAST MURABELLA		597	460	44%	1,057
HENDRY REGIONAL MEDICAL CENTER CLINICAL LABORATORY		809	248	23%	1,057
PROJECT HEALTH INC	4	875	155	15%	1,034
PRIMARY CARE OF THE TREASURE COAST		899	132	13%	1,031
ADVENTHEALTH CENTRA CARE TRINITY		886	135	13%	1,021
FLAGLER HOSPITAL LABORATORY	8	36	969	96%	1,013
BIO-TECH CLINICAL LABORATORIES INC		867	138	14%	1,005
GENEIQ		950	54	5%	1,004
VERITOR		850	151	15%	1,001
USF MORSANI CENTER FOR ADVANCED HEALTH CARE		877	121	12%	998
PROFESSIONAL HEALTH EXAMINERS		847	144	15%	991
LAKELAND REGIONAL HEALTH - PWC/OB		36	954	96%	990
LENCO MEDICAL LABORATORY		942	47	5%	989
CARENOW URGENT CARE - FORT PIERCE		684	297	30%	981
BROWNWOOD CARE CENTER		853	128	13%	981
VA PAIN CLINIC	4	937	33	3%	974
MINUTECLINIC, LLC DBA MINUTECLINIC #4717		909	40	4%	949
ABSOLUTE GENOMICS	1	768	179	19%	948
LPG COCONUT POINT		780	161	17%	941
PRIMARY CARE SOUTH INC		553	383	41%	936
PHAROS HEALTH		687	240	26%	927
TYNDALL AIR FORCE BASE		723	204	22%	927
VRL EUROFINs - DALLAS		913	13	1%	926
HISTOPATHOLOGY SERVICES, LLC		817	104	11%	921
GENE TOX WORLDWIDE	60	736	125	14%	921
INTEGRITY LABORATORIES, LLC	4	750	164	18%	918
CATALYST WALK IN CLINIC		722	190	21%	912
THE HEALTH CENTER OF PLANT CITY		835	71	8%	906
PEDIATRICS OF CENTRAL FLORIDA PA	20	835	48	5%	903
FAST TRACK URGENT CARE CENTER		4	896	100%	900
NORTH FLORIDA PEDIATRICS PA - SUWANNEE	3	771	125	14%	899
TACACHALE CLINICAL LABORATORY	1	847	47	5%	895
GROWING TOGETHER PEDIATRICS LLC		835	57	6%	892
FISHERMENS HOSPITAL CLINICAL LAB		808	78	9%	886
UNIVERSITY OF WEST FLORIDA STUDENT HEALTH SERVICES	1	763	121	14%	885
INTERLACHEN PEDIATRICS		842	33	4%	875
QUICK CARE MED		648	218	25%	866
COVANCE CLINICAL RESEARCH UNIT INC		840	24	3%	864
C.W. BILL YOUNG VA MEDICAL CENTER	1	21	838	97%	860

# COVID-19: testing by laboratory

Data through Mar 6, 2021 verified as of Mar 7, 2021 at 09:25 AM

Data in this report are provisional and subject to change.

The numbers in the table below represent the number of Florida and non-Florida residents for whom test results were received by the Department of Health. A person can be tested by more than one laboratory and can have both positive and negative results. **Therefore, the sum of the numbers in each column will be larger than the total number of people tested.**

Reporting lab	Inconclusive	Negative	Positive	Percent positive	Total
LEE COUNTY EMERGENCY MEDICAL SERVICE	1	735	113	13%	849
BAPTIST HEALTH - MD ANDERSON CANCER CENTER		844	5	1%	849
INTERLACHEN PEDIATRICS PA		811	38	4%	849
GENOSUR LLC	1	837	11	1%	849
PENSACOLA PEDIATRICS	2	604	235	28%	841
CAPE CANAVERAL HOSPITAL		568	263	32%	831
NORTH VISTA HOSPITAL LABORATORY		709	122	15%	831
EAST LAKE PEDIATRICS		720	107	13%	827
DEPARTMENT OF CLINICAL LABS		805	18	2%	823
SPECTOR SCIENTIFIC LAB	1	325	497	60%	823
NORTH FLORIDA PEDIATRICS PA	2	709	111	14%	822
CREEKSIDE CARE CENTER	1	681	139	17%	821
FLORIDA HOSPITAL ORLANDO		743	74	9%	817
CONSULATE HEALTH CARE OF NEW PORT RICHEY	2	689	123	15%	814
ADVENTHEALTH EXPRESS CARE AT WALGREENS		711	103	13%	814
ASAP LABS LLC	7	655	152	19%	814
MOLECULAR TESTING LABS		758	53	7%	811
ASCENSION ST VINCENT'S - CLAY		775	35	4%	810
WOODLANDS MEDICAL SPECIALISTS		549	258	32%	807
Point of Care Testing	1	116	685	85%	802
NITE LITE PEDIATRICS		234	564	71%	798
COASTAL PHYSICIANS, LLC		644	154	19%	798
CVS HEALTH		616	175	22%	791
CRUCIAL CARE EMERGENCY MEDICINE DOCTORS		629	157	20%	786
REDI MED LLC		628	157	20%	785
NORTH OKALOOSA MEDICAL CENTER		455	330	42%	785
NORTH SHORE LIJ URGENT CARE PC		738	46	6%	784
HALIFAX MEDICAL CENTER-PORT ORANGE LAB		673	111	14%	784
DYNIX DIAGNOSTICS	2	526	255	33%	783
Tampa Lakes Health and Rehabilitation Center	2	706	73	9%	781
NONE		308	461	60%	769
PRIMARY CARE SERVICES AT INDIAN RIVER ESTATES		744	23	3%	767
FAMILY HEALTH CENTERS OF SWF LABS	2	677	85	11%	764
MACDILL AIR FORCE BASE		712	51	7%	763
JACKSONVILLE BEACH PEDIATRIC CARE CENTER		696	63	8%	759
VITAS HEALTHCARE CORPORATION OF FLA	1	752	5	1%	758
CHILDRENS MEDICAL ASSOCIATION		692	66	9%	758
MIDWAY SPECIATLY CARE CENTER		534	221	29%	755
LOOP PEDIATRICS PA	3	630	118	16%	751
NORTHEAST FLORIDA NEUROLOGY CLINICS, INC		637	113	15%	750
VENICE REGIONAL BAYFRONT HEALTH (PULMONARY)		637	111	15%	748
Victoria Nursing and Rehabilitation Center		695	53	7%	748
NCHMD, INC SOUTHEAST IMMEDIATE CARE		574	168	23%	742
CARE ONE OF FLORIDA LLC		501	241	32%	742
SANTA ROSA MEDICAL GROUP		575	161	22%	736
HEALTH CENTRAL CLINICAL LABORATORY		670	61	8%	731
ANY LAB TEST NOW	1	488	241	33%	730

# COVID-19: testing by laboratory

Data through Mar 6, 2021 verified as of Mar 7, 2021 at 09:25 AM

Data in this report are provisional and subject to change.

The numbers in the table below represent the number of Florida and non-Florida residents for whom test results were received by the Department of Health. A person can be tested by more than one laboratory and can have both positive and negative results. **Therefore, the sum of the numbers in each column will be larger than the total number of people tested.**

Reporting lab	Inconclusive	Negative	Positive	Percent positive	Total
ADVENT HEALTH LAB - ORLANDO		433	296	41%	729
SOLARIS HEALTHCARE CHARLOTTE HARBOR		675	47	7%	722
CLINICAL PATHOLOGY LABS INC		648	71	10%	719
24 HOUR PEDIATRIC CARE CENTER	3	663	50	7%	716
DISNEY COVID TEST SITE		703	12	2%	715
PALACE NURSING HOME & REHAB CENTER		677	36	5%	713
PRIMARY CARE SERVICES AT ST ANDREWS ESTATES		711			711
LIFE CARE CENTER OF NEW PORT RICHEY		676	33	5%	709
WILLOWBROOKE COURT AT EDGEWATER POINTE ESTATES		700	9	1%	709
KENDALL HEALTHCARE PROPERTIES DBA	2	678	27	4%	707
CALHOUN LIBERTY HOSPITAL		554	153	22%	707
DOCTOR'S MEMORIAL HOSPITAL		544	162	23%	706
GRAND COURT TAMPA		701	4	1%	705
ORLANDO HEALTH AND REHAB CENTER		658	43	6%	701
TELESCOPE HEALTH LLC	3	586	112	16%	701
PALM GARDEN OF PORT SAINT LUCIE		689	9	1%	698
Crestview Rehabilitation Center	5	563	128	18%	696
AMERICAN MEDICAL RESPONSE		685	7	1%	692
PREMIER MEDICAL LABORATORY SERVICES	2	463	225	33%	690
NORTH FLORIDA MEDICAL GROUP		547	143	21%	690
POINT WASHINGTON MEDICAL CLINIC	1	486	199	29%	686
PHYSICIANS STAT LAB INC		593	85	13%	678
NCH HEALTHCARE SYSTEM MICROBIOLOGY LAB		2	674	100%	676
EAST LAKE PEDIATRICS PA		613	62	9%	675
CENTRAL FLORIDA HEALTH CARE INC		565	107	16%	672
MINI ER ADULT AND PEDIATRIC URGENT CARE		574	98	15%	672
LAB DOCTOR		584	82	12%	666
ENCOMPASS HEALTH		649	15	2%	664
BOND AND STEELE CLINIC PA		470	194	29%	664
MEDICAL FP - WHOLE FAMILY HEALTH CENTER		543	120	18%	663
ETHOS WELLNESS PHARMACY		619	43	6%	662
AMERICAN FAMILY CARE PENSACOLA WEST		127	533	81%	660
TREE HOUSE PEDIATRICS PLLC		592	67	10%	659
GULF COAST VILLAGE		628	31	5%	659
GULF COAST MOLECULAR LABORATORIES	13	540	102	16%	655
POINT OF CARE TESTING SITE		630	24	4%	654
FLAGLER COUNTY HEALTH DEPARTMENT	3	509	142	22%	654
FLORIDA GULF COAST UNIVERSITY		470	183	28%	653
GOLDEN GATE FAMILY CLINIC		206	446	68%	652
MAVERICK LABS		460	188	29%	648
VIERA HOSPITAL, INC		508	140	22%	648
MAIN STREET MEDICAL CENTER		128	519	80%	647
ADVENTHEALTH MEDICAL GROUP PROMPT CARE		463	183	28%	646
LIFE CARE CENTER OF PENSACOLA		596	49	8%	645
ST JOHN'S NURSING CENTER		623	21	3%	644
MANOR PINES CONVALESCENT CENTER LLC	1	621	21	3%	643
JOHN KNOX VILLAGE HEALTH CENTER		621	21	3%	642



# COVID-19: testing by laboratory

Data through Mar 6, 2021 verified as of Mar 7, 2021 at 09:25 AM

Data in this report are provisional and subject to change.

The numbers in the table below represent the number of Florida and non-Florida residents for whom test results were received by the Department of Health. A person can be tested by more than one laboratory and can have both positive and negative results. **Therefore, the sum of the numbers in each column will be larger than the total number of people tested.**

Reporting lab	Inconclusive	Negative	Positive	Percent positive	Total
MOUNT SINAI LABORATORY		612	29	5%	641
PEBBLEBROOK PHARMACY	1	531	108	17%	640
AMERICAN SCIENTIFIC LABORATORIES LLC		628	5	1%	633
VETERANS AFFAIRS MEDICAL CENTER	1	41	591	93%	633
PALM GARDEN OF VERO BEACH		591	40	6%	631
ORANGE BLOSSOM FAMILY HEALTH		602	27	4%	629
LIFE CARE CENTER OF ORANGE PARK		591	30	5%	621
SPRING HILL HEALTH AND REHABILITATION CENTER		597	24	4%	621
MID-FLORIDA PATHOLOGY		466	148	24%	614
CLEWISTON NURSING AND REHABILITATION CENTER		602	12	2%	614
THE PRESERVE		602	9	1%	611
HOLY CROSS HOSPITAL		12	598	98%	610
GOLDEN GLADES NURSING & REHABILITATION CTR		594	16	3%	610
SOUTHEAST ALABAMA MEDICAL CENT		556	53	9%	609
EXPRESS PHARMACY		562	46	8%	608
HOLMES REGIONAL MEDICAL CENTER		5	601	99%	606
SEBASTIAN RIVER MEDICAL CENTER	2	440	163	27%	605
BROAD INSTITUTE CLINICAL SEQUENCING RESEARCH PLATFORM	2	574	28	5%	604
LIFE CARE CENTER OF HILLIARD		581	22	4%	603
BOCA GRANDE HEALTH CLINIC		573	30	5%	603
FORT MYERS INTERNAL MEDICINE, LLC		541	61	10%	602
PALM BEACH ATLANTIC UNIVERSITY		585	15	3%	600
PATIENTS FIRST - MAHAN DRIVE		164	436	73%	600
VETERANS AFFAIRS MEDICAL CENTER - JAMES A HALEY			597	100%	597
MANOR CARE HEALTH SERVICES - FT MYERS		569	25	4%	594
MOORINGS PARK INSTITUTE, INC, THE		568	26	4%	594
BROOKDALE FORT MYERS CYPRESS LAKE		590	2	0%	592
VITAS HEALTHCARE CORP OF CENTRAL FL		568	23	4%	591
PEDIATRIC HEALTHCARE ALLIANCE PA		541	48	8%	589
CONSULATE HEALTHCARE OF VERO BEACH	14	492	81	14%	587
SUWANNEE HEALTH AND REHABILITATION CENTER		581	5	1%	586
EDEN SPRINGS NURSING AND REHAB CENTER		476	110	19%	586
Fernandina Beach Rehabilitation and Nursing Center	1	562	19	3%	582
PEDIATRIC HEALTHCARE ALLIANCE		547	33	6%	580
CYPRESS VILLAGE	1	552	24	4%	577
WATSON THERAPEUTICS INC	1	552	24	4%	577
J AND G MEDICAL GROUP LLC		474	101	18%	575
BREVARD HEALTH ALLIANCE		323	251	44%	574
DAVITA LABORATORY		471	103	18%	574
MEDONE URGENT CARE CENTER		350	223	39%	573
MEDICAL VB		451	121	21%	572
TENNESSEE DOH - NASHVILLE	2	504	66	12%	572
NSPIRE HEALTHCARE MIAMI LAKES	8	550	14	2%	572
HMA SANTA ROSA MEDICAL CENTER LLC DBA		449	122	21%	571
THERADOC		152	419	73%	571
CARITHERS PEDIATRIC GROUP		518	49	9%	567
BUFFALO CROSSING HEALTHCARE & REHABILITATION CTR		547	15	3%	562

# COVID-19: testing by laboratory

Data through Mar 6, 2021 verified as of Mar 7, 2021 at 09:25 AM

Data in this report are provisional and subject to change.

The numbers in the table below represent the number of Florida and non-Florida residents for whom test results were received by the Department of Health. A person can be tested by more than one laboratory and can have both positive and negative results. **Therefore, the sum of the numbers in each column will be larger than the total number of people tested.**

Reporting lab	Inconclusive	Negative	Positive	Percent positive	Total
CITY MEDICAL OF NEW JERSEY, PC		516	46	8%	562
MAYFLOWER ASSISTED LIVING		556	6	1%	562
FAMILY HEALTH CENTERS OF SOUTHWEST FLORIDA INC		491	70	12%	561
AFC URGENT CARE CLEARWATER	1	123	436	78%	560
WILLOW BROOKE COURT AT INDIAN RIVER ESTATES		517	43	8%	560
ECCOLAB GROUP	1	146	412	74%	559
SHORELINE PHYSICIAN GROUP		342	216	39%	558
DIAMOND RIDGE HEALTH AND REHABILITATION		525	32	6%	557
MANOR CARE NURSING CENTER OF SARASOTA FL LLC		468	87	16%	555
EMERALD SHORES HEALTH AND REHABILITATION		458	97	17%	555
BALDOMERO LOPEZ STATE VETERANS NURSING HOME	2	548	4	1%	554
NEMOURS CHILDERN'S HOSPITAL		453	98	18%	551
EXPRESS URGENT CARE LLC		1	549	100%	550
PALM GARDEN OF TAMPA		520	29	5%	549
The Sands at South Beach		545	4	1%	549
BALDWIN PEDIATRICS	1	519	28	5%	548
VITAE DIAGNOSTICS		534	13	2%	547
Signature HealthCare Center of Waterford		516	30	5%	546
CLINICAL ENTERPRISE, INC		525	20	4%	545
CONTINENTAL CLINICAL RESEARCH, LLC		509	35	6%	544
COASTAL URGENT CARE		428	116	21%	544
DOCTORS CENTER,THE		432	111	20%	543
EMERALD COAST PEDIATRICS		531	11	2%	542
NCF DIAGNOSTICS & DNA TECHNOLOGIES	15	208	318	59%	541
CLIFFORD CHESTER SIMS STATE VETERANS		530	11	2%	541
MEDICAL CENTER OF DELTONA, INC		447	93	17%	540
Plantation Bay Rehabilitation Center		516	24	4%	540
NCH HEALTHCARE BONITA		409	129	24%	538
VETERANS AFFAIRS MEDICAL CENTER - BAY PINES		18	519	97%	537
SABAL PALMS HEALTH AND REHAB		485	50	9%	535
STATMED OCALA	3	416	116	22%	535
CLARITY LABS		464	70	13%	534
VETERANS AFFAIRS MEDICAL CENTER - GAINESVILLE		3	526	99%	529
DOH - INDIAN RIVER		450	79	15%	529
MED FAST URGENT CARE CENTER		260	268	51%	528
MEDICAL CENTER CLINIC-IMMEDIATE CARE	1	423	104	20%	528
BOND CLINIC PA PEDIATRICS DEPT		482	45	9%	527
BAPTIST PRIMARY CARE	2	420	105	20%	527
PIONEER CLINICAL LAB LLC		422	102	19%	524
MEDONE URGENT CARE AT ST. AUGUSTINE		136	388	74%	524
VILLA MARIA NURSING & REHAB CENTER INC	1	510	13	2%	524
SOLARIS HEALTHCARE LAKE CITY		419	98	19%	517
AMERICA'S PHARMACY LLC		460	57	11%	517
HARBOUR HEALTH CENTER		502	15	3%	517
VALENCIA HILLS HEALTH AND REHABILITATION CENTER		502	13	3%	515
MEDFAST URGENT CARE CENTERS		231	281	55%	512
HEARTLAND PEDIATRICS OF LAKE WALES		455	53	10%	508

# COVID-19: testing by laboratory

Data through Mar 6, 2021 verified as of Mar 7, 2021 at 09:25 AM

Data in this report are provisional and subject to change.

The numbers in the table below represent the number of Florida and non-Florida residents for whom test results were received by the Department of Health. A person can be tested by more than one laboratory and can have both positive and negative results. **Therefore, the sum of the numbers in each column will be larger than the total number of people tested.**

Reporting lab	Inconclusive	Negative	Positive	Percent positive	Total
CHILDRENS MEDICAL ASSOCIATION PA		448	58	11%	506
FLORIDA DEPARTMENT OF HEALTH IN CALHOUN COUNTY		382	123	24%	505
JACKSON MEMORIAL PERDUE MEDICAL CENTER		479	24	5%	503
PALMETTO FAMILY HEALTHCARE	1	318	184	37%	503
OCALA FAMILY MEDICAL CENTER INC	2	438	61	12%	501
FOUNTAIN MANOR HEALTH AND REHAB CENTER	1	481	18	4%	500
ENZO CLINICAL LABS INC	3	471	25	5%	499
RICARDO NAVARRO DO PA		429	70	14%	499
NEW YORK HOSPITAL LABORATORIES	1	485	12	2%	498
MEMORIAL PEMBROKE 24/7 CARE CENTER		378	119	24%	497
CLINICAL PATHOLOGY LABS		386	111	22%	497
RIVER GARDEN HEBREW HOME FOR THE AGED		442	54	11%	496
Southern Oaks Care Center	1	457	37	7%	495
JACKSON MEMORIAL LONG TERM CARE CENTER		472	22	4%	494
HEALTH CENTER AT BRENTWOOD	1	449	44	9%	494
FLORIDA DEPARTMENT OF HEALTH CLAY COUNTY	1	395	98	20%	494
ARCPPOINTS LABS		428	65	13%	493
DXTERITY DIAGNOSTICS	2	459	31	6%	492
ASCEND CLINICAL	5	415	71	14%	491
The Manor at Blue Water Bay		431	60	12%	491
RAINBOW PEDIATRIC CENTER PA		459	31	6%	490
ST CLOUD REGIONAL MEDICAL CENTER CLINICAL LAB		394	95	19%	489
PALM GARDEN OF JACKSONVILLE☐	2	406	80	16%	488
PALM GARDEN OF CLEARWATER		469	18	4%	487
SUSANNA WESLEY HEALTH CENTER		449	36	7%	485
THE PALACE AT HOMESTEAD	1	464	19	4%	484
WEST GABLES HEALTH CARE CENTER		472	10	2%	482
HILLCREST HEALTH CARE & REHABILITATION CENTER	3	466	13	3%	482
NORTH FLORIDA RETIREMENT VILLAGE		479	2	0%	481
SANDBAY URGENT CARE		387	94	20%	481
LAUDERDALE NURSING CENTER LLC	1	455	19	4%	475
MICHAEL A MIDDLETON MD PA☐		456	18	4%	474
HARTS HARBOR HEALTH CARE CENTER		453	21	4%	474
MANOR OAKS NURSING & REHAB CENTER	4	467	2	0%	473
Good Samaritan Society Kissimmee Village		408	65	14%	473
FIRST CHOICE PEDIATRICS		383	89	19%	472
CITRUS NURSING CENTER LLC		424	46	10%	470
FLO-MEDILAB SERVICES LLC		188	282	60%	470
HOPE HOSPICE AND COMMUNITY SERVICES INC	14	438	17	4%	469
MANOR AT CARPENTERS		441	27	6%	468
NAVAL HOSPITAL - JACKSONVILLE		136	332	71%	468
BENTON PEDIATRICS INC		419	48	10%	467
CHILDRENS CLINIC WEST FLORIDA PEDIATRICS		426	41	9%	467
Quest Diag Unspecifd	1	316	150	32%	467
WHITE-WILSON MEDICAL CENTER - FORT WALTON BEACH		448	18	4%	466
SHORE ACRES CARE CENTER		429	35	8%	464
FLORIDA HOSPITAL WAUCHULA		330	134	29%	464



# COVID-19: testing by laboratory

Data through Mar 6, 2021 verified as of Mar 7, 2021 at 09:25 AM

Data in this report are provisional and subject to change.

The numbers in the table below represent the number of Florida and non-Florida residents for whom test results were received by the Department of Health. A person can be tested by more than one laboratory and can have both positive and negative results. **Therefore, the sum of the numbers in each column will be larger than the total number of people tested.**

Reporting lab	Inconclusive	Negative	Positive	Percent positive	Total
PARKLANDS FACILITY INC	4	417	42	9%	463
ORLANDO HEALTH CENTER FOR REHABILITATION		449	13	3%	462
BROOKDALE PALMER RANCH	1	403	57	12%	461
PHYSICIANS PRIMARY CARE LAB	1	396	63	14%	460
HERON POINTE HEALTH AND REHABILITATION	1	456	3	1%	460
UNIVERSITY OF TAMPA INC, THE		451	9	2%	460
LIFE CARE CENTER OF PALM BAY☐		432	27	6%	459
AFC URGENT CARE FAMILY CARE			459	100%	459
RESTORE HEALTH URGENT CARE		352	105	23%	457
LITTLE PINE PEDIATRICS PLLC	3	395	58	13%	456
CLARIDGE HOUSE NURSING CENTER		437	18	4%	455
Williston Care Center		394	58	13%	452
Q ANSWER LAB	1	392	59	13%	452
CARE ONE OF FLORIDA	1	307	144	32%	452
STEWART SEBASTIAN RIVER MEDICAL CENTER		394	56	12%	450
DBI HEALTH INC		434	15	3%	449
BROWARD PARTNERSHIP	6	432	8	2%	446
CARENOW	2	245	199	45%	446
AFC URGENT CARE SEMINOLE			446	100%	446
DIAMOND RIDGE HEALTH AND REHABILITATION CENTER		422	22	5%	444
NEW PLANT CITY FAMILY CARE	1	237	204	46%	442
SIGNATURE HEALTHCARE OF BROOKWOOD GARDENS		436	6	1%	442
NORTH FLORIDA REHABILITATION & SPECIALTY CARE☐		436	6	1%	442
Solaris HealthCare Windermere		409	32	7%	441
ELLENTON PEDIATRICS		423	18	4%	441
SMA SPECIALTY MEDICAL LAB		119	321	73%	440
EMERITUS AT NAPLES	2	437	1	0%	440
NEW YORK PRESBYTERIAN - CUMC CLINICAL		422	18	4%	440
AFC URGENT CARE TYRONE		2	437	100%	439
RUSKIN HEALTH CENTER		267	171	39%	438
VITAS LUTHERAN TOWERS INPATIENT PROGRAM		373	64	15%	437
SEMINOLE NURSING PAVILION		430	7	2%	437
FLORIDA HOSPITAL MEDICAL GROUP		267	169	39%	436
PALM GARDEN OF ORLANDO		402	33	8%	435
SOLARIS HEALTHCARE OSCEOLA		412	22	5%	434
ST ANDREWS BAY SKILLED NURSING &		374	60	14%	434
PRO HEALTH		188	244	56%	432
GANDY CROSSING CARE CENTER	1	417	14	3%	432
SUNSHINE URGENT CARE LLC		284	147	34%	431
APP-UNIPATH, LLC	2	413	15	3%	430
AVECINA MEDICAL JULINGTON	1	240	189	44%	430
FLORIDA DEPT OF HEALTH IN BREVARD COUNTY	3	363	63	15%	429
Palm Garden of Ocala		330	98	23%	428
Ocala Health and Rehabilitation Center		406	21	5%	427
CONSULATE HEALTH CARE OF BAYONET POINT	4	412	7	2%	423
PALM GARDEN OF WINTER HAVEN	3	404	16	4%	423
MEDIPATH		19	404	96%	423

# COVID-19: testing by laboratory

Data through Mar 6, 2021 verified as of Mar 7, 2021 at 09:25 AM

Data in this report are provisional and subject to change.

The numbers in the table below represent the number of Florida and non-Florida residents for whom test results were received by the Department of Health. A person can be tested by more than one laboratory and can have both positive and negative results. **Therefore, the sum of the numbers in each column will be larger than the total number of people tested.**

Reporting lab	Inconclusive	Negative	Positive	Percent positive	Total
Cypress Cove Care Center		322	100	24%	422
Colonial Lakes Health Care		384	38	9%	422
Bardmoor Oaks Healthcare and Rehabilitation Center		410	11	3%	421
GARCIA CLINICAL LABORATORY		28	392	93%	420
SANTA ROSA CENTER FOR REHABILITATION AND HEALING		349	69	17%	418
HEALTHY STEPS PEDIATRICS		370	47	11%	417
LEHIGH REGIONAL MEDICAL CENTER LAB		371	44	11%	415
MINUTECLINIC LLC, #10357		411	1	0%	412
NAPLES CHILDREN'S URGENT CARE		359	53	13%	412
THE PALACE MANAGEMENT - THE PALACE AT CORAL GABLES		407	3	1%	410
MINUTECLINIC LLC #3671		366	44	11%	410
BROOKSVILLE HEALTHCARE CENTER LLC		395	13	3%	408
SOLARIS HEALTHCARE MERRITT ISLAND		366	41	10%	407
STARKE FAMILY MEDICAL CENTER		319	88	22%	407
LIFEBRITE	1	210	195	48%	406
FLORIDA DEPARTMENT OF HEALTH		356	49	12%	405
TIDE LABORATORIES		362	43	11%	405
Timberridge Center for Rehabilitation and Healing		370	34	8%	404
Solaris Healthcare Daytona	2	355	46	11%	403
TIDEWELL HOSPICE INC	2	393	7	2%	402
ABBAY DELRAY		397	5	1%	402
ORCHARD PARK HEALTH & REHABILITATION		397	5	1%	402
CLERMONT HEALTH AND REHABILITATION CENTER		369	32	8%	401
COLLIER URGENT CARE CENTERS CREEKSIDE		365	35	9%	400
INDIAN RIVER CTR, LLC		349	50	13%	399
MEDSCAN LABORATORY INC	1	182	213	54%	396
Manatee Springs Rehabilitation and Nursing Center		375	20	5%	395
MINI ER AND URGENT CARE		289	105	27%	394
PENSACOLA PEDIATRICS PA - TIGER POINT	18	368	8	2%	394
TREASURE COAST COMMUNITY HEALTH	3	326	65	16%	394
WILLIAM OWEN PASS PARK		351	42	11%	393
Darcy Hall Of Life Care		381	12	3%	393
ROLLINS COLLEGE WELLNESS CENTER		130	262	67%	392
VITAS HEALTHCARE CORPORATION		387	5	1%	392
ANCIENT CITY PEDIATRICS	1	375	14	4%	390
BARBER		13	376	97%	389
PALMS OF SEBRING		352	34	9%	386
ADVENTHEALTH EXPRESS CARE AT		315	71	18%	386
AFC URGENT CARE		68	318	82%	386
BROOKDALE PADDOCK HILLS	2	377	2	1%	381
SOLARIS HEALTHCARE BAYONET POINT		365	16	4%	381
FAMILY CARE PARTNERS OF NORTHEAST FLORIDA LLC		307	74	19%	381
AMEERAH LABS, LLC	2	295	82	22%	379
ADDINGTON PLACE AT WELLINGTON GREEN		370	9	2%	379
MAGNOLIA FAMILY URGENT CARE		339	39	10%	378
SUNLAND MARIANNA COX MEDICAL CENTER		335	42	11%	377
GOOD SAMARITAN CENTER		374	3	1%	377

# COVID-19: testing by laboratory

Data through Mar 6, 2021 verified as of Mar 7, 2021 at 09:25 AM

Data in this report are provisional and subject to change.

The numbers in the table below represent the number of Florida and non-Florida residents for whom test results were received by the Department of Health. A person can be tested by more than one laboratory and can have both positive and negative results. **Therefore, the sum of the numbers in each column will be larger than the total number of people tested.**

Reporting lab	Inconclusive	Negative	Positive	Percent positive	Total
FLORIDA DEPARTMENT OF HEALTH IN LIBERTY COUNTY	2	280	95	25%	377
BAYA PHARMACY WEST		8	368	98%	376
FHMG FLORIDA HOSPITAL MEDICAL GROUP		338	37	10%	375
ASSOCIATESMD MEDICAL GROUP INC		319	56	15%	375
Destin Healthcare and Rehabilitation Center	1	333	40	11%	374
FAIR HAVENS CENTER, OPCO		367	6	2%	373
SPEARHEAD MEDICAL		320	53	14%	373
Life Care Center of Ocala		304	69	18%	373
VILLAGE DOCTORS OF KEYSTONE		292	81	22%	373
HENDRY REGIONAL MEDICAL CENTER		107	265	71%	372
MOOSEHAVEN HEALTH CENTER		334	38	10%	372
PINES OF SARASOTA		368	4	1%	372
ACCESS MEDICAL CENTER	1	344	27	7%	372
URGENT CARE BETHESDA	1	318	52	14%	371
BLOUNTSTOWN REHABILITATION CENTER LLC		265	106	29%	371
UR MEDICINE LABS- CENTRAL LABORATORY		349	22	6%	371
ORLANDO VA MEDICAL CENTER			370	100%	370
EPN URGENT CARE		44	326	88%	370
Stacey Health Care Centers Inc. dba Riverside Care Center		340	29	8%	369
ADVENT HEALTH - TAMPA		148	220	60%	368
FG RAPID RESULTS	2	117	249	68%	368
WHITE WILSON MEDICAL CENTER PA - NAVARRE		259	109	30%	368
LIFE CARE PONTE VEDRA INC		360	8	2%	368
HEALTHWORKS MED GROUP OF FLORIDA PA	3	356	8	2%	367
Bayside Care Center	1	346	20	5%	367
INTERNAL MEDICINE & PEDIATRICS OF TAMPA BAY PA		312	55	15%	367
TRENTON MEDICAL CENTER INC DBA PALMS MEDICAL GROUP	4	270	93	25%	367
ADVENTHEALTH MEDICAL GROUP PROMPT CAR	1	259	105	29%	365
DIAGNOSTIC & CLINICAL CARE SERVICES INC DBA		291	74	20%	365
SEA BREEZE REHAB AND NURSING CENTER□		355	9	2%	364
INFORM DIAGNOSTICS		354	9	2%	363
ABBOTT DIAGNOSTICS		346	17	5%	363
NATIONS BEST FAMILY HEALTH CARE		183	178	49%	361
SOLARIS HEALTHCARE PARKWAY	2	341	17	5%	360
UNIVERSITY OF TAMPA STUDENT HEALTH AND SHC CLINICAL LABORATORY		208	151	42%	359
HEALTH CENTRAL PARK		292	66	18%	358
BAPTIST PRIMARY CARE, INC		329	28	8%	357
ST PETERSBURG PEDIATRICS-PARK BLVD		324	33	9%	357
PruittHealth Panama City	1	292	64	18%	357
HAINES CITY REHABILITATION AND NURSING CENTER		331	24	7%	355
VETERANS AFFAIRS MEDICAL CENTER - LAKE CITY		52	303	85%	355
AUGUSTUS LABS LLC		272	83	23%	355
SUN COUNTRY PEDIATRICS PLLC	9	314	31	9%	354
MY CLINICAL LAB		224	129	37%	353
PEDIATRICS BY THE SEA		341	12	3%	353
VILLAGE AT VIENNA SQUARE,THE□	6	329	17	5%	352
FLORIDA HEART & VASCULAR MULTISPECIALTY GROUP PA		256	96	27%	352

# COVID-19: testing by laboratory

Data through Mar 6, 2021 verified as of Mar 7, 2021 at 09:25 AM

Data in this report are provisional and subject to change.

The numbers in the table below represent the number of Florida and non-Florida residents for whom test results were received by the Department of Health. A person can be tested by more than one laboratory and can have both positive and negative results. **Therefore, the sum of the numbers in each column will be larger than the total number of people tested.**

Reporting lab	Inconclusive	Negative	Positive	Percent positive	Total
PEDIATRIC ASSOCIATES OF OCALA PA		321	31	9%	352
MANORCARE HEALTH SERVICES - VENICE		297	55	16%	352
MEDFAST URGENT CARE CENTER		122	230	65%	352
SANFORD LABORATORIES		325	26	7%	351
SERENADES IN THE VILLAGES		298	53	15%	351
FLORIDA HOSPITAL HEARTLAND MED CTR LAKE PLACID		263	88	25%	351
BAYSHORE DIAGNOSTICS		310	41	12%	351
CORAL BAY HEALTHCARE AND REHABILITATION	1	338	12	3%	351
SIPARADIGM, DIAGNOSTIC INFORMATICS		273	77	22%	350
ST PETERSBURG PEDIATRICS-SEMINOLE BLVD		283	65	19%	348
ORCHARD RIDGE CARE AND REHABILITATION CENTER		328	19	5%	347
BRISTOL AT TAMPA, THE	4	335	8	2%	347
HEALTH DESIGNS		332	14	4%	346
SIGNATURE HEALTHCARE OF NORTH FLORIDA		343	3	1%	346
Palmetto Subacute Care Center		335	11	3%	346
HARDEE MANOR HEALTH CARE CENTER	1	341	3	1%	345
ADVENTHEALTH EXPRESS CARE AT WALGREENS 49TH STREET		293	52	15%	345
TRI-COUNTY NURSING AND REHABILITATION CENTER INC		329	15	4%	344
PALM GARDEN OF WEST PALM BEACH□	4	325	15	4%	344
NATURE COAST MEDICAL GROUP		251	93	27%	344
FLOMEDILAB		126	217	63%	343
MANOR CARE OF BOYNTON BEACH LLC		319	24	7%	343
Palm Garden of Largo		339	4	1%	343
ADVENT HEALTH CENTRA CARE - PALM COAST		80	261	77%	341
USAFSAM/PHE		174	167	49%	341
HOSPICE OF THE FLORIDA SUNCOAST,THE		338	3	1%	341
KINDRED HOSPITAL	8	316	16	5%	340
MOBILE MEDICAL ASSOCIATES PL	10	287	42	12%	339
SELECT REFERENCE LABORATORIES, LLC	1	326	12	4%	339
ARCPOINT LABS OF SARASOTA MANATEE		261	78	23%	339
WELL HEALTH WORKS	1	303	35	10%	339
VILLAGE DOCTORS FAMILY MEDICAL CENTER OF		273	64	19%	337
COLOR GENOMICS, INC.	2	329	6	2%	337
HARDEE COUNTY HEALTH DEPARTMENT		270	67	20%	337
CORAL TRACE HEALTH CARE□	2	330	5	1%	337
Marshall Health and Rehabilitation Center		287	49	15%	336
SABAL DIRECT PRIMARY CARE, PA		278	58	17%	336
PORT SAINT LUCIE HOSPITAL		327	9	3%	336
PW WINDERMERE SUBTENANT LLC		334	1	0%	335
CHAUTAUQUA REHABILITATION AND NURSING CENTER		326	9	3%	335
FAIRWAY OAKS CENTER LLC	6	323	6	2%	335
CRONOS CLINICAL LABORATORY	22	220	91	27%	333
Bay Breeze Senior Living and Rehabilitation Center		280	53	16%	333
NORTH PINELLAS STATMED QUICK QUALITY CLINICS		236	97	29%	333
Life Care Center at Wells Crossing		309	21	6%	330
ONESTOP MEDICAL AND URGENT CARE LLC		283	43	13%	326
DIGNITY HEALING, LLC		311	15	5%	326



# COVID-19: testing by laboratory

Data through Mar 6, 2021 verified as of Mar 7, 2021 at 09:25 AM

Data in this report are provisional and subject to change.

The numbers in the table below represent the number of Florida and non-Florida residents for whom test results were received by the Department of Health. A person can be tested by more than one laboratory and can have both positive and negative results. **Therefore, the sum of the numbers in each column will be larger than the total number of people tested.**

Reporting lab	Inconclusive	Negative	Positive	Percent positive	Total
PIONEER CLINICAL LAB, LLC		212	113	35%	325
FL HUD DESTIN, LLC D/B/A GRAND BOULEVARD HEALTH		287	38	12%	325
MEMPHIS PATHOLOGY LABORATORY	4	302	19	6%	325
ATLANTIC SHORES NURSING AND REHAB CENTER	1	315	9	3%	325
TRINITY REGIONAL REHAB CENTER		310	15	5%	325
KISSIMMEE FACILITY OPERATIONS LLC		302	23	7%	325
MIDWAY SPECIALTY CARE CENTER	3	207	114	35%	324
OCEAN VIEW NURSING AND REHAB CENTER		307	16	5%	323
BAY VILLAGE OF SARASOTA INC		319	3	1%	322
DELTONA HEALTH CARE		298	24	7%	322
AVANTE AT MT DORA		318	4	1%	322
ROSEWOOD HEALTH AND REHABILITATION CENTER		301	21	7%	322
AVENTURA REHAB AND NURSING CENTER		309	12	4%	321
BREVARD HEALTH ALLIANCE INC, THE		307	14	4%	321
SPRINGTREE REHAB & HEALTH CARE CENTER		300	20	6%	320
TAMARAC REHABILITATION & HEALTH CENTER		317	3	1%	320
BONIFAY NURSING AND REHAB CENTER		290	30	9%	320
LabCorp (Non-Interfaced)	1	124	193	61%	318
SPECIALTY HEALTH AND REHABILITATION CENTER		293	25	8%	318
SILVER CREEK SENIOR LIVING COMMUNITY		313	5	2%	318
HCSO OCCUPATIONAL HEALTH AND WELLNESS CENTER		249	69	22%	318
HEALTH PARK CARE CENTER		313	4	1%	317
ADVENT HEALTH - DELTONA ER		257	60	19%	317
LAKE EUSTIS HEALTH AND REHABILITATION CENTER		310	7	2%	317
PruittHealth Santa Rosa		225	90	29%	315
LIFE CARE CENTER OF WINTER HAVEN		297	18	6%	315
FAMILY EXPRESS URGENT CARE		5	310	98%	315
BIOCEPT		293	22	7%	315
ELMHURST HOSPITAL CENTER	1	286	27	9%	314
PLANT CITY PEDIATRICS	1	252	61	19%	314
ST LUCIE EMPLOYEE HEALTH & WELLNESS CENTER		307	6	2%	313
MEDICAL CENTER AT OCEAN REEF,THE		297	16	5%	313
GENESIS MEDICAL LABORATORY MIAMI FL.		83	230	73%	313
KEY WEST HEALTH AND REHAB	1	304	7	2%	312
REHABILITATION CENTER OF LAKE CITY, THE		284	28	9%	312
KENNEDY PAIN CLINIC GROUP LLC		281	30	10%	311
MEDEXPRESS LUTZ		3	308	99%	311
GOOD SAMARITAN SOCIETY-DAYTONA		291	20	6%	311
Life Care Center of Punta Gorda	1	295	13	4%	309
THE SPRINGS AT BOCA CIEGA BAY		300	9	3%	309
NURSING PLUS OF BROWARD LLC		294	15	5%	309
SAMANTHA WILSON CARE CENTER	4	295	9	3%	308
AVELLINO LAB USA, INC	1	295	12	4%	308
The Care Center at Pinellas Park	1	299	8	3%	308
PALMS REHABILITATION AND HEALTHCARE CENTER		271	37	12%	308
JACKSON PLAZA NURSING & REHAB CENTER	6	295	6	2%	307
RIVERS FAMILY MEDICINE PA		228	77	25%	305

# COVID-19: testing by laboratory

Data through Mar 6, 2021 verified as of Mar 7, 2021 at 09:25 AM

Data in this report are provisional and subject to change.

The numbers in the table below represent the number of Florida and non-Florida residents for whom test results were received by the Department of Health. A person can be tested by more than one laboratory and can have both positive and negative results. **Therefore, the sum of the numbers in each column will be larger than the total number of people tested.**

Reporting lab	Inconclusive	Negative	Positive	Percent positive	Total
PHYSICIANS REGIONAL WALK-IN		185	120	39%	305
PEDIATRIC HEALTH CARE ALLIANCE, PA		271	33	11%	304
AMBULATORY SURGERY CENTER OF BOCA RATON LTD		300	4	1%	304
LUTHERAN HAVEN		293	9	3%	302
ARGO SENIOR LIVING AT HAVERHILL		283	18	6%	301
HOLIDAY CVS LLC DBA CVS/PHARMACY #0440		292	9	3%	301
ST JAMES HEALTH AND REHABILITATION CENTER		216	85	28%	301
FAMILY CARE PARTNERS OF NE FLORIDA LLC		229	72	24%	301
QUOTIENT SCIENCES		290	10	3%	300
BOCA BIOLISTICS REFERENCE LABORATORY	2	185	112	37%	299
BAPTIST PRIMARY CARE INC	1	273	25	8%	299
WELL-BEING MEDICAL CENTER PLLC		278	21	7%	299
SOUTHWEST ORLANDO FAMILY MEDICINE, PL		250	49	16%	299
SAINTS 120 LLC	1	263	34	11%	298
Coastal Health and Rehabilitation Center		286	11	4%	297
ENCOMPASS HEALTH REHABILITATION HOSPITAL OF SUNRISE	8	283	6	2%	297
ELMCROFT PINECREST	1	274	22	7%	297
HEATHER HILL HEALTHCARE CENTER		251	46	15%	297
BUENA VISTA URGENT CARE		264	32	11%	296
REGENTS PARK OF BOCA RATON		294	2	1%	296
24/7 PEDIATRIC CARE CENTERS INC		277	19	6%	296
OSPREY LODGE		237	59	20%	296
BROOKDALE DESTIN		284	12	4%	296
ST JUDE CHILDREN'S RESEARCH HOSPITAL		280	15	5%	295
SEASIDE HEALTH AND REHABILITATION CENTER		237	57	19%	294
NORTHWEST MEDICAL CENTER CLINICAL LABORATORY		175	118	40%	293
BAY COUNTY SHERIFFS OFFICE JAIL FACILITY		247	45	15%	292
LAKELAND REGIONAL HEALTH SYSTEMS INC		26	266	91%	292
WALGREENS 3173		267	25	9%	292
FLORIDA HEALTH CARE PLANS			292	100%	292
HOLLEY NAVARRE MEDICAL CLINIC		216	76	26%	292
HOLISTIX TREATMENT CENTERS		286	6	2%	292
LONGWOOD FAMILY PRACTICE		222	69	24%	291
Parkview Rehabilitation Center at Winter Park		283	8	3%	291
MILLER BIOCONNECT		261	30	10%	291
CLARE BRIDGE ORMOND BEACH	1	290			291
HOMESTEAD MANOR	2	248	40	14%	290
WHITE-WILSON MEDICAL CENTER - NICEVILLE		257	33	11%	290
PALM GARDEN OF GAINESVILLE	2	285	2	1%	289
CROSS POINTE CARE CENTER	2	281	6	2%	289
AUBURN UNIVERSITY MEDICAL CLINIC		227	62	21%	289
ROSEN MEDICAL CENTER		248	41	14%	289
ESTERO ISLAND MEDICAL CENTER		226	63	22%	289
TAVARES PEDIATRICS		244	45	16%	289
SOLARIS HEALTHCARE LAKE BENNET		255	34	12%	289
COMMUNITY HEALTH AND REHABILITATION CENTER		226	62	22%	288
CONSULATE HEALTH CARE OF SAFETY HARBOR		281	6	2%	287



# COVID-19: testing by laboratory

Data through Mar 6, 2021 verified as of Mar 7, 2021 at 09:25 AM

Data in this report are provisional and subject to change.

The numbers in the table below represent the number of Florida and non-Florida residents for whom test results were received by the Department of Health. A person can be tested by more than one laboratory and can have both positive and negative results. **Therefore, the sum of the numbers in each column will be larger than the total number of people tested.**

Reporting lab	Inconclusive	Negative	Positive	Percent positive	Total
JACKSONVILLE KIDS PEDIATRICS, PLLC		254	33	11%	287
URGENT CARE EXPRESS LLC		1	285	100%	286
BRIDGEWATER PARK HEALTH AND REHAB		257	29	10%	286
BARTON HEALTH ALLIANCE	2	238	45	16%	285
TUSKAWILLA NURSING AND REHAB CENTER	2	275	7	2%	284
EXCEL PEDIATRICS		234	50	18%	284
RULEME CENTER	2	256	26	9%	284
LASER & SURGERY CENTER OF THE PALM BEACHES☐		283	1	0%	284
AURORA DIAGNOSTICS BERNHARDT LABORATORIES PATHOLOGY SERVICE		190	93	33%	283
MANOR CARE OF NAPLES FL LLC		279	3	1%	282
BEAR CREEK NURSING CENTER		276	5	2%	281
AVANTE AT LEESBURG INC		280	1	0%	281
TALLAHASSEE NHHI LLC	1	253	27	10%	281
QUALITOX LABORATORIES		108	172	61%	280
JAMES A HALEY VETERANS HOSPITAL			280	100%	280
MANORCARE AT LELY PALMS		274	5	2%	279
PERSONALIZED GENETIC TESTING	1	182	95	34%	278
DOCTORS MEMORIAL HOSPITAL		155	123	44%	278
FRICKS PHARMACY		217	61	22%	278
PRUITT HEALTH-SANTA ROSA		275	2	1%	277
WESTCHESTER GARDENS LIMITED PARTNERSHIP		270	6	2%	276
BAYA POINTE NURSING AND REHABILITATION		193	83	30%	276
HARBOURWOOD	1	271	4	1%	276
Rehabilitation Center for Park Place LLC		265	11	4%	276
VILLAGES REGIONAL HOSPITAL SURGERY CENTER LLC, THE		218	58	21%	276
renaissance health and rehabilitation center		257	18	7%	275
Solaris Healthcare Coconut Creek		269	6	2%	275
Glades West Rehabilitation and Nursing Center		266	8	3%	274
SILVERCREST HEALTH AND REHABILITATION CENTER	3	263	8	3%	274
W FRANK WELLS NURSING HOME		245	28	10%	273
BROOKDALE LAKE TAVARES		267	5	2%	272
ACCURATE DIAGNOSTIC LABS, INC		256	15	6%	271
NASSAU COUNTY JAIL		227	43	16%	270
DAVID SCOTT MADWAR MD PA☐		242	27	10%	269
PREMIER PLACE AT THE GLENVIEW		260	9	3%	269
The Grove Health and Rehabilitation		245	23	9%	268
ADVANCED AMBULATORY SURGERY CENTER		256	12	4%	268
ADVENT HEALTH CARE CENTER	9	246	13	5%	268
AVON PARK PEDIATRICS INC	3	240	24	9%	267
Life Care Center at Inverrary		261	6	2%	267
Solaris HealthCare Imperial		258	8	3%	266
SIGNATURE HEALTHCARE AT THE COURTYARD		219	47	18%	266
ST CATHERINE'S WEST REHABILITATION HOSPITAL		254	12	5%	266
ADVENT HEALTH CENTRA CARE - ORMOND BEACH		113	153	58%	266
SERANADES BY SONATA WEST ORANGE		236	29	11%	265
AYERS HEALTH & REHABILITATION CENTER		259	5	2%	264
DEPARTMENT OF HEALTH BUREAU OF FAMILY		261	3	1%	264

# COVID-19: testing by laboratory

Data through Mar 6, 2021 verified as of Mar 7, 2021 at 09:25 AM

Data in this report are provisional and subject to change.

The numbers in the table below represent the number of Florida and non-Florida residents for whom test results were received by the Department of Health. A person can be tested by more than one laboratory and can have both positive and negative results. **Therefore, the sum of the numbers in each column will be larger than the total number of people tested.**

Reporting lab	Inconclusive	Negative	Positive	Percent positive	Total
BRENTWOOD RETIREMENT COMMUNITY	5	228	31	12%	264
LAKE PARK OF MADISON		254	9	3%	263
HUNT CLUB PEDIATRIC ASSOCIATES, P.A.		223	39	15%	262
PAVILION FOR HEALTHCARE, THE		260	2	1%	262
CHIPOLA HEALTH AND REHAB		244	17	7%	261
PROTEUS MOLECULAR AND CLINICAL LAB	1	149	111	43%	261
STERLING HOUSE OF DELAND		259	1	0%	260
West Melbourne Health and Rehabilitation Center		259	1	0%	260
CLIFFORD CHESTER SIMS VA NURSING HOME		251	9	3%	260
HAVEN OF OUR LADY OF PEACE INC		252	8	3%	260
CONSULATE HEALTHCARE OF KISSIMMEE		247	12	5%	259
VETERANS AFFAIRS MEDICAL CENTER - MIAMI		2	256	99%	258
LA MER NH LLC		253	5	2%	258
SOUTHERN LABORATORY SERVICES OF NWF		228	30	12%	258
PENSACOLA PEDIATRICS, PA		241	17	7%	258
LODGE HEALTH AND REHABILITATION CENTER, THE		226	32	12%	258
FLORIDA WOMAN CARE LABORATORY LLC		232	26	10%	258
WIMAUMA COMMUNITY HEALTH CENTER		209	48	19%	257
DAYTONA BEACH HEALTH AND REHAB CENTER		257			257
FOUNTAIN INN NURSING & REHABILITATION CTR, INC		250	6	2%	256
USA HEALTH UNIVERSITY HOSPITAL CLINICAL LABORATORY	1	245	10	4%	256
TIERRA PINES CENTER		244	12	5%	256
Sunset Point Center		252	4	2%	256
CENTERSTONE OF FLORIDA		239	17	7%	256
FIRST CHOICE PRIMARY CARE		204	51	20%	255
RIVERWOOD HEALTH NH LLC		215	39	15%	254
Life Care Center of Sarasota		241	13	5%	254
WESTWOOD HEALTHCARE SNF		208	46	18%	254
Vi at Lakeside Village Skilled Nursing		249	5	2%	254
BROWARD NURSING & REHABILITATION CTR	8	234	11	4%	253
ABBOTT LABORATORIES		166	87	34%	253
MY HEALTHY BLUEPRINT BY BAPTIST HEALTH CARE		205	48	19%	253
SHELL POINT VILLAGE MEDICAL CENTER		246	7	3%	253
MARTIN MEMORIAL MEDICAL CENTER LAB		128	125	49%	253
OKEECHOBEE COUNTY HEALTH DEPT	1	170	82	32%	253
HOSPICE OF LAKE & SUMTER INC	1	245	5	2%	251
ADVENT HEALTH - TIMBERRIDGE ER		211	39	16%	250
Consulate Health Care of North Fort Myers		238	12	5%	250
CHIPOLA MEDICAL ASSOCIATES, LLC		175	75	30%	250
PALM BEACH PEDIATRICS PA	2	215	32	13%	249
BUREAU OF CLINICAL LABORATORIES		208	41	16%	249
ARTHREX MEDICAL CENTER	1	146	102	41%	249
Chatsworth at PGA National, LLC		236	12	5%	248
CARRINGTON PLACE OF ST PETE LLC		242	6	2%	248
SARAPATH DIAGNOSTICS		129	118	48%	247
UNIVERSITY OF CENTRAL FLORIDA HEALTH SERVICES		245	1	0%	246
Heritage Healthcare at Tallahassee		239	7	3%	246

# COVID-19: testing by laboratory

Data through Mar 6, 2021 verified as of Mar 7, 2021 at 09:25 AM

Data in this report are provisional and subject to change.

The numbers in the table below represent the number of Florida and non-Florida residents for whom test results were received by the Department of Health. A person can be tested by more than one laboratory and can have both positive and negative results. **Therefore, the sum of the numbers in each column will be larger than the total number of people tested.**

Reporting lab	Inconclusive	Negative	Positive	Percent positive	Total
AVECINA MOBILE		121	125	51%	246
ROSEWOOD HEALTHCARE & REHABILITATION CENTER		239	6	2%	245
AMERICAN FINNISH NURSING HOME	2	236	7	3%	245
FLORIDA KEYS PEDIATRICS & ADOLESCENT CENTER		233	12	5%	245
MALABAR/ADVENT CENTRA CARE		48	196	80%	244
FORT MYERS REHABILITATION AND NURSING CENTER		218	26	11%	244
Surrey Place Healthcare and Rehabilitation		242	2	1%	244
KR at Hillsborough Lakes/Lutz Healthcare		233	10	4%	243
MIAMI JEWISH HEALTH SYSTEMS, INC	3	232	8	3%	243
CYPRESS COVE		237	6	2%	243
ARBOR FACILITY INC		243			243
ADVENT HEALTH - ORLANDO		185	58	24%	243
WHITE WILSON MEDICAL IMMEDIATE CARE NICEVILLE		31	211	87%	242
ARCHER HEALTH VENTURES, LLC		217	25	10%	242
Solaris Senior Living North Naples ALF		232	9	4%	241
GOOD SAMARITAN CARES		236	5	2%	241
ST MARK VILLAGE	1	235	5	2%	241
Heartland Healthcare of Ft. Myers	1	238	1	0%	240
CLARE BRIDGE OF SARASOTA		238	2	1%	240
ORANGE COUNTY HEALTH DEPT		228	11	5%	239
AMERICAN HOUSE SENIOR LIVING		189	50	21%	239
FLORIDA CLINICAL LABORATORY-BIOREFERENCE LABORATORIES		89	150	63%	239
Crossbreeze care center	1	236	2	1%	239
PALM GARDEN OF AVENTURA		236	3	1%	239
EDGEWATER AT WATERMAN VILLAGE,THE		223	15	6%	238
AZALEA TRACE PHYSICIAN SERVICES		236	2	1%	238
CHEEK AND SCOTT DRUGS INC		196	42	18%	238
AZALEA TRACE		224	13	5%	237
TERRACES OF LAKE WORTH CARE CENTER□		225	12	5%	237
LAKESIDE NEUROLOGIC		227	10	4%	237
BOND CLINIC, PA		172	64	27%	236
ADVENTHEALTH EXPRESS CARE AT WESLEY CH		212	24	10%	236
HOMESTEAD VILLAGE		225	11	5%	236
ADVENT HEALTH - WESTCHASE ER		197	39	17%	236
NORTH FLORIDA PEDIATRICS - MARIANNA		196	39	17%	235
REGENTS PARK AT AVENTURA		221	14	6%	235
OAK HAMMOCK AT THE UNIVERSITY OF FLORIDA		229	6	3%	235
BAY TREE CARE AND REHABILITATION CENTER		197	38	16%	235
FELLOWSHIP HOME AT THE FAIRWAY LLC		228	7	3%	235
HEARTLAND PEDIATRICS OF LAKE PLACID PA		204	30	13%	234
STATMED QUICK QUALITY CLINIC AT NORTH PINELLAS		66	168	72%	234
Cross Gardens Care Center		233	1	0%	234
Chatham Glen Healthcare and Rehabilitation Center		226	8	3%	234
UCC - WELLINGTON		3	230	99%	233
ST AUGUSTINE HEALTH & REHAB CENTER		231	1	0%	232
TGH		1	231	100%	232
ATLANTIC URGENT CARE		155	77	33%	232

# COVID-19: testing by laboratory

Data through Mar 6, 2021 verified as of Mar 7, 2021 at 09:25 AM

Data in this report are provisional and subject to change.

The numbers in the table below represent the number of Florida and non-Florida residents for whom test results were received by the Department of Health. A person can be tested by more than one laboratory and can have both positive and negative results. **Therefore, the sum of the numbers in each column will be larger than the total number of people tested.**

Reporting lab	Inconclusive	Negative	Positive	Percent positive	Total
MACCLENNY NURSING AND REHAB		214	18	8%	232
MANDARIN PEDIATRICS		210	22	9%	232
Consulate Health Care of St. Petersburg		224	7	3%	231
DE LUNA HEALTH AND REHABILITATION CENTER		208	23	10%	231
ARCPPOINT LABS OF ST PETERSBURG		152	79	34%	231
ManorCare Health Services-Palm Harbor	1	229			230
LYNN HAVEN SPORTS COMPLEX-WALKON CLINIC		21	208	91%	229
WASHINGTON REHAB AND NURSING		219	10	4%	229
APLS SERVICES LLC D/B/A CLEAR DIAGNOSTICS	12	214	2	1%	228
AMERICAN HEALTH ASSOCIATES INC		210	17	7%	227
WALGREENS 10670		203	24	11%	227
Lake Port Square Health Center		210	16	7%	226
PARKS HEALTHCARE & REHABILITATION CTR	4	211	11	5%	226
BERNHARDT LABORATORIES	1	171	53	24%	225
PEDIATRICS IN BREVARD PA		188	37	16%	225
Lakewood Nursing Center		196	29	13%	225
Avante at Inverness		223	1	0%	224
JACKSONVILLE UNIVERSITY	1	210	13	6%	224
FLORIDA ATLANTIC UNIVERSITY STUDENT HEALTH		185	38	17%	223
LEHIGH VALLEY GENOMICS			223	100%	223
CITY OF PORT SAINT LUCIE		207	16	7%	223
WIREGRASS DIRECT PRIMARY CARE PLLC		190	33	15%	223
BAYVIEW CENTER		217	5	2%	222
NORTH FLORIDA PEDIATRICS PA - DUVAL		193	29	13%	222
PINNACLES PEDS CARE PA		222			222
LUIS A GHIGLINO MD PA		212	9	4%	221
Concordia Village of Tampa AL		216	5	2%	221
DAIRY ROAD URGENT CARE	2	108	111	50%	221
CONEY ISLAND HOSPITAL		213	7	3%	220
DISCOVERY VILLAGE AT MELBOURNE		193	26	12%	219
WOOD LAKE HEALTH AND REHABILITATION CENTER		219			219
CCS - JOSEPH V CONTE		217	2	1%	219
Boynton Beach Rehabilitation Center	2	213	4	2%	219
PONTE VEDRA GARDENS		217	1	0%	218
THE RESIDENCE AT TIMBER PINES	4	189	25	11%	218
Avante at Orlando		214	4	2%	218
Signature healthcare of Jacksonville		213	5	2%	218
THE MANOR AT CARPENTERS		185	32	15%	217
ASCENSION MEDICAL GROUP		5	212	98%	217
ST. CLOUD REGIONAL MEDICAL CENTER		199	18	8%	217
LAKE PORT SQUARE		200	17	8%	217
SAMIR EBEID MD		194	23	11%	217
BROOKDALE ATRIM WAY		210	6	3%	216
220 GOLDEN, LLC	1	198	16	7%	215
GATEWAY/ADVENT CENTRA CARE	1	24	190	88%	215
Orchid Cove at Sarasota		213	1	0%	214
FORT PIERCE HEALTH CARE		207	7	3%	214



# COVID-19: testing by laboratory

Data through Mar 6, 2021 verified as of Mar 7, 2021 at 09:25 AM

Data in this report are provisional and subject to change.

The numbers in the table below represent the number of Florida and non-Florida residents for whom test results were received by the Department of Health. A person can be tested by more than one laboratory and can have both positive and negative results. **Therefore, the sum of the numbers in each column will be larger than the total number of people tested.**

Reporting lab	Inconclusive	Negative	Positive	Percent positive	Total
BLOCK, NATION, CHASE, AND SMOLEN FAMILY MEDICINE		157	57	27%	214
Consulate Healthcare of West Palm Beach		197	16	8%	213
SURREY PLACE CARE CENTER		207	6	3%	213
EDGEWOOD NURSING CENTER		206	7	3%	213
CORAL REEF NURSING & REHABILITATION CENTER		209	4	2%	213
AMELIA MEDICAL CARE		65	147	69%	212
PCB CLINIC		167	45	21%	212
POCONO MEDICAL CENTER		212			212
San Jose Health & Rehabilitation		206	6	3%	212
ARDEN COURTS OF TAMPA□	2	205	5	2%	212
CONSULATE HEALTH CARE OF WINTER HAVEN		209	3	1%	212
LCS SANDHILL COVE LLC DBA	6	196	9	4%	211
SUNRISE DIAGNOSTIC LABORATORY		158	53	25%	211
VETERANS AFFAIRS ORLANDO VA MEDICAL CENTER			211	100%	211
SUPERIOR RESIDENCES OF PANAMA CITY BEACH		205	6	3%	211
LIFE CARE CENTER OF PORT ST. LUCIE		200	11	5%	211
MACTOWN, INC		209	2	1%	211
GOOD SAMARITAN SOCIETY OF DELAND		199	11	5%	210
NSPIRE HEALTHCARE LAUDERHILL		204	6	3%	210
THE PALACE NURSING AND REHABILITATION CENTER		209			209
Whispering Oaks	11	175	23	11%	209
DOCTORS MEMORIAL FAMILY MEDICINE	2	143	64	31%	209
Taylor Care Center		204	5	2%	209
HEALTH FIRST - HOLMES REGIONAL MEDICAL CENTER		32	177	85%	209
Bayside Health and Rehabilitation		177	31	15%	208
PALMS MEDICAL GROUP HIGH SPRINGS		174	33	16%	207
FULGENT GENETICS	2	165	40	19%	207
ANGELS DIAGNOSTIC GROUP		163	44	21%	207
ADVENT HEALTH - LAKE NONA		179	27	13%	206
ST ANTHONYS REHABILITATION HOSPITAL	9	194	2	1%	205
PADDOCK RIDGE		202	3	1%	205
Nspire Health Care Kendall		194	10	5%	204
BORLAND GROOVER CLINIC	1	167	36	18%	204
COLONY CLUB ALF,THE	1	189	13	6%	203
GLENRIDGE ON PALMER RANCH,THE		195	8	4%	203
BROOKDALE OF SPRING HILL	9	192	2	1%	203
SOLARIS SENIOR LIVING VERO BEACH		196	7	3%	203
LAKEVIEW INTERNAL MEDICINE		146	57	28%	203
BOULEVARD REHABILITATION CENTER		190	13	6%	203
PATHGROUP LABS LLC		97	105	52%	202
LORI MCAULIFFE MD PA		178	24	12%	202
ADVENT HEALTH CENTRA CARE - DAYTONA BEACH		94	108	53%	202
POLK COUNTY HEALTH DEPARTMENT		178	24	12%	202
ADVENT HEALTH CENTRA CARE - APOPKA NORTH		172	30	15%	202
HOLISTIC PEDIATRICS GROUP LLC		181	21	10%	202
VAMC WEST PALM LAB		5	196	98%	201
Sunnyside Nursing Home		197	4	2%	201

# COVID-19: testing by laboratory

Data through Mar 6, 2021 verified as of Mar 7, 2021 at 09:25 AM

Data in this report are provisional and subject to change.

The numbers in the table below represent the number of Florida and non-Florida residents for whom test results were received by the Department of Health. A person can be tested by more than one laboratory and can have both positive and negative results. **Therefore, the sum of the numbers in each column will be larger than the total number of people tested.**

Reporting lab	Inconclusive	Negative	Positive	Percent positive	Total
Governors Creek Health and Rehabilitation	1	198	2	1%	201
HERITAGE HEALTHCARE AND REHABILITATION CENTER		195	5	3%	200
BETHESDA HEALTH URGENT CARE		141	58	29%	199
PALM BEACH COUNTY FIREFIGHTERS HEALTH CLINIC, LLC		162	37	19%	199
INN AT ASTON GARDENS, THE		192	7	4%	199
SOUTHLAND SUITES OF ORMOND BEACH	4	195			199
ADVENT HEALTH - CARROLLWOOD	4	169	26	13%	199
CONSULATE HEALTH CARE OF MELBOURNE		194	5	3%	199
EVENT MED SERVICES LABORATORY		193	5	3%	198
MORSELIFE MEMORY CARE RESIDENCE		189	9	5%	198
POMPANO REHABILITATION AND NURSING CTR		198			198
DEPARTMENT OF HEALTH & HUMAN SERVICES		198			198
CORAL GABLES NURSING & REHABILITATION CENTER		188	10	5%	198
LAUREL POINT CARE ACQUISITION LLC DBA SANDGATE GARDENS REHAB AND NURSI		171	27	14%	198
GUEST HOUSE OCALA, THE		191	6	3%	197
MATHISON RETIREMENT COMMUNITY, INC	1	188	8	4%	197
ABBIEJEAN RUSSELL CARE CENTER		195	1	1%	196
ST PETERSBURG PEDIATRICS-EAST BAY	1	163	32	16%	196
LAKE VIEW CARE CENTER AT DELRAY		189	6	3%	195
RITECARE MEDICAL CENTER		128	67	34%	195
Cross Terrace REhabitation		193	2	1%	195
CHILDREN MED CARE INC		162	32	16%	194
TARPON POINT NURSING AND REHABILITATION CENTER		191	3	2%	194
OAKBROOK HEALTH AND REHABILITATION CENTER	1	179	14	7%	194
NO FLORIDA PEDIATRICS, PA		167	27	14%	194
SARNO EXTENDED HOURS		124	69	36%	193
The Waterford		189	3	2%	192
FLORIDA HEALTH CARE PLAN INC		2	189	99%	191
HEALTH LINK DIAGNOSTIC LABORATORIES		182	9	5%	191
CYPRESS POINT LIVING, LLC		175	15	8%	190
VI AT BENTLEY VILLAGE HOME CARE		189	1	1%	190
NEO GENOMICS - FORT MYERS	1	183	6	3%	190
BAY VUE NURSING AND REHABILITATION CENTER		180	10	5%	190
AMA MEDICAL GROUP LLC		158	31	16%	189
WATERMARK LAKE POINTE WOODS LLC		171	18	10%	189
OCEAN REEF MEDICAL CENTER		150	38	20%	188
Flagler Health and Rehabilitation		185	3	2%	188
FINLAY CLINICAL LABORATORY INC		36	152	81%	188
WOMEN'S CARE FLORIDA LABORATORY		183	5	3%	188
MEDICAL CONSULTANTS OF FLORIDA LLC	1	153	33	18%	187
PALM HARBOR FAMILY PRACTICE & WALK-IN		140	47	25%	187
BOCA RATON REHABILITATION CENTER	4	180	3	2%	187
PLANTATION NURSING & REHAB CENTER		187			187
DOS OF NORTH SHORES NURSING & REHAB CENTER		187			187
BHA CENTRAL COUNTY CLINIC		159	28	15%	187
MARTIN ACQUISITION 1 LLC DBA		174	13	7%	187
ANTHEM LAKES LLC		151	35	19%	186



# COVID-19: testing by laboratory

Data through Mar 6, 2021 verified as of Mar 7, 2021 at 09:25 AM

Data in this report are provisional and subject to change.

The numbers in the table below represent the number of Florida and non-Florida residents for whom test results were received by the Department of Health. A person can be tested by more than one laboratory and can have both positive and negative results. **Therefore, the sum of the numbers in each column will be larger than the total number of people tested.**

Reporting lab	Inconclusive	Negative	Positive	Percent positive	Total
CSL PLASMA		31	154	83%	185
BRADEN RIVER REHABILITATION CENTER LLC		184	1	1%	185
VIERA MANOR ASSISTED LIVING RESIDENCE		178	7	4%	185
ADVENT		172	13	7%	185
LEESBURG PEDIATRICS		161	24	13%	185
NIGHT LITE PEDIATRICS WINTER GARDEN		144	41	22%	185
BODYK		181	4	2%	185
GRACE PEDIATRICS		155	30	16%	185
ADVANCED MEDICAL GROUP		1	184	99%	185
SUNCOAST URGENT CARE		135	49	27%	184
TUSCAN GARDENS OF PALM COAST		179	5	3%	184
SANDY PINES	2	164	18	10%	184
ST. JAMES BAY HEALTH AND REHABILITATION CENTER		183	1	1%	184
WHITE WILSON MEDICAL CENTER IMMEDIATE CARE		76	108	59%	184
FIRST CHOICE PEDIATRICS SEMORAN		96	88	48%	184
GEORGIA DEPARTMENT OF PUBLIC HEALTH	1	5	178	97%	184
PBC FIREFIGHTER BENEFIT FUND WELLNESS CENTER		147	36	20%	183
UNIVERSITY OF MIAMI		56	127	69%	183
ARDEN COURTS OF SEMINOLE		142	41	22%	183
ADVENT HEALTH CENTRA CARE - WESLEY CHAPEL		13	170	93%	183
BAPTIST HEALTH PRIMARY CARE	1	134	48	26%	183
CANTERFIELD OF CLAY COUNTY		144	38	21%	182
PATRIOT MEDICAL LABORATORIES		174	8	4%	182
FLAGLER COUNTY DETENTION CENTER		174	8	4%	182
BROOKDALE ORANGE PARK		181	1	1%	182
HOSPITAL FOR SPECIAL SURGERY		179	3	2%	182
BARKLEY PLACE	1	177	4	2%	182
NADAL PEDIATRICS - VICTORIA STREET (3385)		153	28	15%	181
PATHWAY PHARMACY		147	33	18%	180
ZON BEACHSIDE LLC		142	37	21%	179
HOSPICE OF ST FRANCIS INC		172	7	4%	179
YOUR FAMILY WALK-IN CLINIC		13	166	93%	179
STERLING HOUSE OF PUNTA GORDA		178	1	1%	179
IMA MEDICAL GROUP		117	61	34%	178
JACKSONVILLE NURSING AND REHAB CENTER		170	8	4%	178
AFTER HOURS PEDIATRICS INC	1	1	176	99%	178
ADVENT HEALTH CENTRA CARE - CARROLLWOOD		5	172	97%	177
PRIMECARE OF DOTHAN		123	54	31%	177
Heritage Park Rehabilitation & Healthcare		159	18	10%	177
MIRACLE HILL NURSING & REHABILITATION CENTER INC		172	5	3%	177
LAB CORP	1	100	76	43%	177
ARDEN COURTS OF LARGO FL, LLC		155	22	12%	177
SPRINGS AT LAKE POINTE WOODS		174	2	1%	176
ALL SEASONS NAPLES LLC		171	5	3%	176
NEW YORK CITY DEPARTMENT OF HEALTH & MENTAL		143	33	19%	176
Emory L Bennett State Veterans Nursing Home		173	3	2%	176
CARENOW LAKE MARY		45	131	74%	176

# COVID-19: testing by laboratory

Data through Mar 6, 2021 verified as of Mar 7, 2021 at 09:25 AM

Data in this report are provisional and subject to change.

The numbers in the table below represent the number of Florida and non-Florida residents for whom test results were received by the Department of Health. A person can be tested by more than one laboratory and can have both positive and negative results. **Therefore, the sum of the numbers in each column will be larger than the total number of people tested.**

Reporting lab	Inconclusive	Negative	Positive	Percent positive	Total
DISCOVERY VILLAGE AT NAPLES		159	17	10%	176
GULF COAST MEDICAL CENTER		172	4	2%	176
ORLANDO HEALTH EMERGENCY DEPARTMENT		163	12	7%	175
GENE BY GENE		61	113	65%	174
PARTICLE THEORY LABS		156	18	10%	174
LAKESIDE HEALTH CENTER		174			174
EDWARD J HEALEY REHAB & NURSING CENTER		174			174
ASTON GARDENS AT PELICAN MARSH		169	5	3%	174
The Inn at Sarasota Bay Club		172	2	1%	174
QUICK CARE MED LLC	1	121	51	29%	173
RENAISSANCE AT THE TERRACES		172	1	1%	173
FARAH MEDICAL		163	10	6%	173
MIAMI VA HEALTHCARE SYSTEM			172	100%	172
KENILWORTH CARE & REHABILITATION CENTER		162	10	6%	172
CANTERFIELD OF OCALA, LLC		161	11	6%	172
US MEDICAL CARE, INC		154	18	10%	172
ROSECASTLE OF CITRUS		142	30	17%	172
BROOKDALE FORT MYERS THE COLONY		167	4	2%	171
CENTRAL FLORIDA HEALTHCARE GROUP LLC		150	21	12%	171
JUPITER MEDICAL CENTER URGENT CARE - STUART		124	47	27%	171
EMERALD COAST PEDIATRICS & ADOL		153	17	10%	170
SOUTH BALDWIN REGIONAL MEDICAL CENTER		158	12	7%	170
ALLSOUTH URGENT CARE		6	164	96%	170
ELLENTON PEDIATRICS PA		157	13	8%	170
WORKPLACE SCREENING INTELLIGENCE			169	100%	169
CONCORD LIFE SCIENCES LLC	2	150	17	10%	169
FORT WALTON REHABILITATION CENTER		133	36	21%	169
HAWKINS FAMILY MEDICINE LLC	1	119	49	29%	169
Life Care Center of Orlando		164	5	3%	169
EXOSOME DIAGNOSTICS	1	149	18	11%	168
TUSCAN GARDENS OF VENETIA MANAGEMENT COMPANY		155	13	8%	168
PANAMA CITY DEVELOPMENTAL CENTER□		168			168
BENDERSON FAMILY SKILLED NURSING AND□		151	17	10%	168
BRIGHTON EGGERT PHARMACY INC		163	5	3%	168
BEACON AT GULF BREEZE, THE	2	157	9	5%	168
ADVENT HEALTH CENTRA CARE - TEMPLE TERRACE	1	103	63	38%	167
URGENT CARE OF THE PALM BEACHES, NORTH PALM BEACH			167	100%	167
CRYSTAL RIVER HEALTH & REHAB		167			167
METROPOLITAN HOSPITAL CENTER		160	6	4%	166
JUPITER MEDICAL CENTER URGENT CENTER		130	36	22%	166
CITRUS HEALTH AND REHAB		132	33	20%	165
NORTH FLORIDA INTERNAL MEDICINE PA		131	34	21%	165
ROSECASTLE OF ZEPHRHILLS		162	3	2%	165
KINDRED HOSPITAL THE PALM BEACHES		160	5	3%	165
THE ARLINGTON OF NAPLES INC.		162	3	2%	165
MEDICATION ROOMS-CSU/CI NURSE STATION	1	153	11	7%	165
OSPREY VILLAGE AT AMELIA ISLAND LTD		155	10	6%	165

# COVID-19: testing by laboratory

Data through Mar 6, 2021 verified as of Mar 7, 2021 at 09:25 AM

Data in this report are provisional and subject to change.

The numbers in the table below represent the number of Florida and non-Florida residents for whom test results were received by the Department of Health. A person can be tested by more than one laboratory and can have both positive and negative results. **Therefore, the sum of the numbers in each column will be larger than the total number of people tested.**

Reporting lab	Inconclusive	Negative	Positive	Percent positive	Total
STERLING HOUSE OF WINTER HAVEN		162	3	2%	165
SUWANNEE VALLEY NURSING CENTER		150	14	9%	164
PRECISION GENETICS, INC		157	6	4%	163
WILLISTON PEDIATRICS PA	1	139	23	14%	163
PEDIATRICS OF GREATER ORLANDO		140	23	14%	163
BRADENTON HEALTH CARE		163			163
HIGHLANDS URGENT CARE			163	100%	163
TRI COUNTY NURSING HOME		162	1	1%	163
MEADOWCREST FAMILY PHYSICIANS		97	66	40%	163
BAY EDUCATORS WELLNESS CENTER		106	57	35%	163
GLADES HEALTH CARE CENTER		159	3	2%	162
CAYUGA MEDICAL CENTER AT ITHACA		157	5	3%	162
SOMERBY LAKE NONA		154	7	4%	161
COASTAL INTERNAL MEDICINE		123	38	24%	161
LAKEVIEW TERRACE RETIREMENT COMMUNITY		144	17	11%	161
DOLPHIN POINTE HEALTH CARE LLC		142	19	12%	161
WOODBRIIDGE FACILITY INC		156	5	3%	161
JUNO DERMATOLOGY LLC		146	14	9%	160
MID FLORIDA PATHOLOGY LLC MOBILE UNIT #4		109	51	32%	160
MILLENNIUM PHYSICIAN GROUP LLC		138	22	14%	160
KEYSTONE REHAB		160			160
GREENBRIAR REHABILITATION AND NURSING CENTER	1	159			160
The Ponce Therapy Care Center		156	4	3%	160
BROOKDALE PENSACOLA		158	1	1%	159
PHYSICIANS REGIONAL MEDICAL CENTER - PINE RIDGE		19	140	88%	159
BIOIQ		111	48	30%	159
HUNT CLUB PEDIATRIC ASSOCIATES PA		101	58	36%	159
ARCADIA HEALTH AND REHABILITATION CENTER		100	59	37%	159
MOBILE INFIRMARY MED CENTER PATH LAB		144	15	9%	159
WUESTHOFF REF LABORATORY			158	100%	158
PEDIATRIC SPECIALISTS MEDICAL GROUP	1	145	12	8%	158
SUNY UPSTATE MEDICAL UNIVERSITY		146	12	8%	158
WESLEY HAVEN VILLA	1	123	34	22%	158
SUMMERFIELD EMERGENCY ROOM		116	42	27%	158
TIMBERRIDGE NURSING HOME & REHAB		123	33	21%	156
LABCORP BURLINGTON		124	32	21%	156
ALTAMONTE MD			156	100%	156
Englewood Healthcare and Rehab		141	15	10%	156
CARE CENTERS OF NASSAU		152	3	2%	155
HIGHLANDS LAKE CENTER		151	4	3%	155
COCOA BEACH/ADVENT CENTRA		41	114	74%	155
PRUITT HEALTH		152	2	1%	154
MIDWAY PRIMARY CARE, LLC	11	80	63	41%	154
CHURCH OF SCIENTOLOGY FLAG SERVICE ORGANIZATION		152	2	1%	154
DIAMOND RIDGE		147	7	5%	154
FAWCETT MEMORIAL HOSPITAL-LAB		39	115	75%	154
PALMETTTO FACILITY INC	1	153			154

# COVID-19: testing by laboratory

Data through Mar 6, 2021 verified as of Mar 7, 2021 at 09:25 AM

Data in this report are provisional and subject to change.

The numbers in the table below represent the number of Florida and non-Florida residents for whom test results were received by the Department of Health. A person can be tested by more than one laboratory and can have both positive and negative results. **Therefore, the sum of the numbers in each column will be larger than the total number of people tested.**

Reporting lab	Inconclusive	Negative	Positive	Percent positive	Total
HIALEAH SHORES NURSING AND REHAB CENTER		145	8	5%	153
DOCTORS MEMORIAL FAMILY PRACTICE	2	118	33	22%	153
A PLUS PEDIATRICS		135	18	12%	153
ARDEN COURTS OF DELRAY BEACH FL LLC	3	140	10	7%	153
BARTRAM CROSSING		153			153
ST VINCENT'S AMBULATORY CARE INC DBA	2	132	18	12%	152
Kindred Hospital South Florida Hollywood SNU		145	7	5%	152
NORTH PORT REHABILITATION AND NURSING CENTER□		151	1	1%	152
ANCHOR CARE AND REHABILITATION CENTER		150	1	1%	151
VIPEDIATRICS PLLC		138	13	9%	151
POINTE, THE		122	28	19%	150
VIERA DEL MAR HEALTH AND REHABILITATION CENTER		146	4	3%	150
LABORATORY OF FLORIDA		97	53	35%	150
CHARTER SENIOR LIVING OF PANAMA CITY BEACH		129	21	14%	150
The Crossroads		149	1	1%	150
REGENCY PARK		132	18	12%	150
SUNNY HILLS ALF OF SEBRING INC		138	11	7%	149
WALGREENS 4915	1	130	18	12%	149
PRECISION HEALTH RESOURCES, LLC	1	133	15	10%	149
FLORIDA DEPARTMENT OF HEALTH IN TAYLOR COUNTY	1	105	43	29%	149
GOLD CHOICE SENIOR COMMUNITIES		109	40	27%	149
REFUAH HEALTH CENTER LABORATORY		141	7	5%	148
KRYSTAL BAY NURSING AND REHABILITATION		144	4	3%	148
VILLAGE PLACE NH LLC□		124	24	16%	148
SIGNATURE HEALTHCARE OF ORANGE PARK		145	3	2%	148
WRIGHTS HEALTH CARE AND REHABILITATION CENTER		118	30	20%	148
SEAGRASS VILLAGE FLEMING ISLAND		110	37	25%	147
PHYSICIAN PARTNERS PERRY		85	62	42%	147
ALL FLORIDA FAMILY AND SPORTS MEDICINE		127	20	14%	147
WEST COAST FAMILY MEDICAL CARE		116	31	21%	147
NO FLORIDA PEDIATRICS, PA - BRADFORD		120	27	18%	147
SONATA COCONUT CREEK	2	122	23	16%	147
PROVIDENCE HOSPITAL LABORATORY		139	8	5%	147
STAR CARE		128	19	13%	147
VILLAGE PEDIATRICS LLC		121	25	17%	146
MILLENNIUM LAB SERVICES			146	100%	146
Quail Run Health Care Center		146			146
CORE BIO LABS		76	70	48%	146
BROOKDALE CAPE CORAL		145			145
REGENCY CARE OF BLOUNTSTOWN LLC		135	10	7%	145
PALM BEACH COUNTY HEALTH DEPT LAB	4	134	6	4%	144
BENTON HOUSE AT OAKLEAF		114	30	21%	144
SEAVIEW NURSING AND REHABILITATION CENTER		143	1	1%	144
FHMG-FLORIDA HOSPITAL MEDICAL GROUP		122	22	15%	144
WALGREENS 6221		127	17	12%	144
LAKE REGIONAL URGENT CARE		11	133	92%	144
NCRNC INC		140	4	3%	144

# COVID-19: testing by laboratory

Data through Mar 6, 2021 verified as of Mar 7, 2021 at 09:25 AM

Data in this report are provisional and subject to change.

The numbers in the table below represent the number of Florida and non-Florida residents for whom test results were received by the Department of Health. A person can be tested by more than one laboratory and can have both positive and negative results. **Therefore, the sum of the numbers in each column will be larger than the total number of people tested.**

Reporting lab	Inconclusive	Negative	Positive	Percent positive	Total
JEFFERY WEINZWEIG		2	141	99%	<b>143</b>
ADVENTHEALTH CENTRA CARE PONCIANA	1	81	61	43%	<b>143</b>
NAVARRE GARDENS LLC		118	25	17%	<b>143</b>
GRAVITY DIAGNOSTICS, LLC		36	106	75%	<b>142</b>
OAKHURST CENTER		135	7	5%	<b>142</b>
CROSSWINDS HEALTH AND REHABILITATION CENTER	1	138	2	1%	<b>141</b>
NORTH BEACH REHABILITATION CENTER		139	2	1%	<b>141</b>
PORT ST LUCIE REHABILITATION AND HEALTHCARE		98	43	30%	<b>141</b>
NAPHCARE, INC AT MANATEE COUNTY JAIL		116	25	18%	<b>141</b>
FAMILY EXTENDED CARE OF CENTRAL TAMPA		123	18	13%	<b>141</b>
NOVARI CARE LLC		97	44	31%	<b>141</b>
OAKS OF KISSIMMEE HEALTH AND REHABILITATION CENTER		138	3	2%	<b>141</b>
Hampton Court Nursing and Rehabilitation Center		139	2	1%	<b>141</b>
UNITED CLINICAL LABORATORIES		132	9	6%	<b>141</b>
ADVENTHEALTH HOSPICE CARE CENTRAL FLORIDA		138	3	2%	<b>141</b>
RDV SPORTSPLEX PEDIATRICS		115	26	18%	<b>141</b>
F&T MEDICAL RESEARCH, INC		140			<b>140</b>
TUSCAN ISLE CHAMPIONSGATE OP CO LLC		138	2	1%	<b>140</b>
WEDGEWOOD HEALTHCARE CENTER		92	48	34%	<b>140</b>
NEMOURS CHILDREN'S URGENT CARE		80	60	43%	<b>140</b>
HEALTHPOINT MED GRP OF THE EMERALD COAST LLC		110	30	21%	<b>140</b>
JACKSON COUNTY HEALTH DEPARTMENT		98	42	30%	<b>140</b>
Gulf Coast Healthcare (Longwood Health and Rehab		118	21	15%	<b>139</b>
CRANE CENTER		108	31	22%	<b>139</b>
DESOTO PALMS ALF		134	5	4%	<b>139</b>
DAYSRING VILLAGE		116	22	16%	<b>138</b>
VILLA MARIA WEST SKILLED NURSING FACILITY		131	7	5%	<b>138</b>
AMERICAN FAMILY MEDICAL LLC		99	39	28%	<b>138</b>
AMERICAN PATHOLOGY PARTNERS		136	2	1%	<b>138</b>
LabCorp L#09258090 M#09258105		74	64	46%	<b>138</b>
ADVENT HEALTH CENTRA CARE - DELAND		28	109	80%	<b>137</b>
QUEENS HOSPITAL CENTER	1	127	9	7%	<b>137</b>
PPC-LAB EDI ORCHARD BI		129	8	6%	<b>137</b>
CAREATC CITY OF TAMPA		111	26	19%	<b>137</b>
CARENOW URGENT CARE - LAKE MARY			137	100%	<b>137</b>
MANOR AT BLUEWATER BAY		131	6	4%	<b>137</b>
ADVENT HEALTH CENTRA CARE - CITRUS PARK		9	128	93%	<b>137</b>
PENSACOLA PEDIATRICS - PACE		128	8	6%	<b>136</b>
CLARE BRIDGE OF CAPE CORAL	1	135			<b>136</b>
SONATA DELRAY BEACH		125	11	8%	<b>136</b>
GRAVITY DIAGNOSTICS		48	88	65%	<b>136</b>
ADVENT HEALTH CENTRA CARE - ORANGE CITY	1	53	82	60%	<b>136</b>
WILTON MANORS HEALTH & REHABILITATION CENTER		127	9	7%	<b>136</b>
DB MD		121	15	11%	<b>136</b>
MV MEDICAL PRACTICE DBA PRIMARY URGENT CARE		128	7	5%	<b>135</b>
PEDIATRIC CARE CENTER		135			<b>135</b>
IRL MARKET LAB ALACHUA		104	31	23%	<b>135</b>



# COVID-19: testing by laboratory

Data through Mar 6, 2021 verified as of Mar 7, 2021 at 09:25 AM

Data in this report are provisional and subject to change.

The numbers in the table below represent the number of Florida and non-Florida residents for whom test results were received by the Department of Health. A person can be tested by more than one laboratory and can have both positive and negative results. **Therefore, the sum of the numbers in each column will be larger than the total number of people tested.**

Reporting lab	Inconclusive	Negative	Positive	Percent positive	Total
LONGWOOD HEALTH AND REHABILITATION CENTER		124	11	8%	135
MED COMP SCIENCES		1	134	99%	135
DOCTOR'S IN HOUSE LABORATORY		18	116	87%	134
ADVANCED MEDICAL CENTER		86	48	36%	134
FINNISH AMERICAN REST HOME-ALF		132	2	1%	134
STEWART MEDICAL GROUP		34	100	75%	134
ALLCARE MEDICAL CENTERS PC		111	23	17%	134
WINDSOR OF LAKEWOOD RANCH,THE		132	2	1%	134
FLORIDA HEALTH CARE PLANS INC		1	132	99%	133
SACRED HEART HEALTH SYSTEM INC		104	29	22%	133
GEORGE SAFRAN MD PC		121	12	9%	133
ISLAND HEALTH AND REHABILITATION CENTER		132	1	1%	133
SOUTH CAMPUS FACILITY INC		122	11	8%	133
MAINSTREAM DIAGNOSTIC LABORATORY LLC		113	19	14%	132
THE REHABILITATION CENTER OF LAKE CITY		127	5	4%	132
CITRUS MEMORIAL HOSPITAL			131	100%	131
THE WELLNESS CENTER AT LAKEWOOD RANCH		43	88	67%	131
FOUNTAINS OF HOPE LLC, THE		130	1	1%	131
INTEGRATED REGIONAL LABORATORIES		119	12	9%	131
MCW MENTAL HEALTH LLC		128	2	2%	130
LIFE BRITE		114	16	12%	130
CENTRACARE		17	113	87%	130
Lakeside Nursing and Rehabilitation Center	1	103	25	19%	129
LIFE CARE CENTER OF JACKSONVILLE□		108	21	16%	129
The Crossings		127	2	2%	129
TRI-COUNTY NURSING HOME		117	12	9%	129
QUALITY URGENT CARE AND WELLNESS PL	3	91	35	27%	129
BMHSI-AEL MICROBIOLOGY LABORATORY	2	102	25	19%	129
CLEARWATER STATMED QUICK QUALITY CLINICS		39	90	70%	129
MACKOUL PEDIATRICS FORT MYERS		112	17	13%	129
ENCOMPASS HEALTH REHABILITATION OF SEA PINES		127	1	1%	128
HARBORCHASE OF VERO BEACH	1	112	15	12%	128
ADVENT HEALTH - PALM HARBOR ER		99	29	23%	128
DAYSRING SENIOR LIVING LLC		126	2	2%	128
WILLOW BROOKE COURT AT AZALEA TRACE		127	1	1%	128
LIFE CARE CENTER OF ALTAMONTE SPRINGS		102	26	20%	128
EAST NEW YORK DIAGNOSTIC AND TREATMENT		120	7	6%	127
GESSLER CLINIC PA		98	29	23%	127
ARDEN COURTS OF FORT MYERS		123	4	3%	127
HILLSBOROUGH COUNTY DEVELOPMENTAL CTR□	1	117	9	7%	127
AMERICAN HOUSE-BONITA SPRINGS□		126	1	1%	127
SHOAL CREEK REHABILITATION CENTER		85	42	33%	127
FAWCETT MEMORIAL HOSPITAL LABORATORY			126	100%	126
GULFCOAST PEDIATRICS		118	8	6%	126
WILLOWBROOKE COURT AT ST ANDREWS ESTATES		121	5	4%	126
QUICK CARE MED PL CR		80	46	37%	126
PROVISTA DIAGNOSTICS, INC		123	3	2%	126



# COVID-19: testing by laboratory

Data through Mar 6, 2021 verified as of Mar 7, 2021 at 09:25 AM

Data in this report are provisional and subject to change.

The numbers in the table below represent the number of Florida and non-Florida residents for whom test results were received by the Department of Health. A person can be tested by more than one laboratory and can have both positive and negative results. **Therefore, the sum of the numbers in each column will be larger than the total number of people tested.**

Reporting lab	Inconclusive	Negative	Positive	Percent positive	Total
PROMPT CARE OF CENTRAL FLORIDA			126	100%	126
SMILEY MEDICAL GROUP		96	29	23%	125
CLINICA HISPANA		1	124	99%	125
TGH URGENT CARE – SEMINOLE			125	100%	125
FLORIDA STATE HOSPITAL CLINICAL LABORATORY		124	1	1%	125
RIVERSIDE RECOVERY OF TAMPA		123	1	1%	124
ARBOR GLEN AT ARBOR TRACE	2	113	9	7%	124
KINDRED HOSPITAL-BAY AREA-ST PETERSBURG LAB	1	117	6	5%	124
MANOR CARE OF PALM HARBOR		123	1	1%	124
PROFESSIONAL URGENT CARE SERVICES		91	33	27%	124
THE CLUB AND REHABILITATION CENTER		123	1	1%	124
Mt Sinai Aventura			124	100%	124
THE VILLAGES REGIONAL HOSPITAL FREESTANDING		108	15	12%	123
SONNIS PEDIATRICS PA		110	13	11%	123
IQBAL A FARUQUI MD		91	32	26%	123
ADVENT HEALTH CENTRA CARE - BRANDON		31	92	75%	123
BONITA PHARMACY		113	10	8%	123
NORTH FL SOUTH GA HCS-MALCOM RANDALL VAMC			123	100%	123
JPR URGENT MEDICAL CARE		121	2	2%	123
CHERRY OAK PALM BEACH COUNTY		116	6	5%	122
THREE OAKS PHARMACY INC		109	13	11%	122
COQUINA CENTER		119	3	2%	122
FLORIDA DEPARTMENT OF HEALTH IN LAKE COUNTY	1	78	42	35%	121
GENEDX		46	75	62%	121
PARKVIEW HEALTH		121			121
URGENT CARE TCMA			121	100%	121
WINDERMERE MEDICAL CENTER		117	4	3%	121
Crystal Health & Rehab Center		115	6	5%	121
MINUTECLINIC DIAGNOSTIC OF RHODE ISLAND, LLC #729		116	4	3%	120
ARIZONA DEPARTMENT OF HEALTH SERVICES		5	115	96%	120
SUNLIFE PHARMACY		111	9	8%	120
RITE MEDICAL CARE PC		118	2	2%	120
BROOKDALE JENSEN BEACH		117	3	3%	120
MEYER PEDIATRICS		107	13	11%	120
SENIOR LIVING VII TAMPA LLC	1	110	9	8%	120
EMBRY RIDDLE AERONAUTICAL UNIVERSITY HEALTH SERVICES		1	118	99%	119
PALMS FACILITY INC		104	15	13%	119
BOSTON RED SOX CLUB LP		117	2	2%	119
FIRSTCARE CLINIC		64	55	46%	119
MATHISON RETIREMENT COMMUNITY		114	5	4%	119
ISLAND URGENT CARE PLLC DBA AFC URGENT CARE		118	1	1%	119
RESEARCH CENTERS OF AMERICA, LLC		97	22	18%	119
COASTAL HEALTH AND REHAB		110	8	7%	118
PSL NAPLES BH OPERATIONS, LLC		118			118
WALTON PLACE		118			118
CITRUS MEMORIAL HEALTH SYSTEM LAB		2	116	98%	118
SH HERON EAST LLC		103	15	13%	118

# COVID-19: testing by laboratory

Data through Mar 6, 2021 verified as of Mar 7, 2021 at 09:25 AM

Data in this report are provisional and subject to change.

The numbers in the table below represent the number of Florida and non-Florida residents for whom test results were received by the Department of Health. A person can be tested by more than one laboratory and can have both positive and negative results. **Therefore, the sum of the numbers in each column will be larger than the total number of people tested.**

Reporting lab	Inconclusive	Negative	Positive	Percent positive	Total
RDX BIOSCIENCE		60	58	49%	118
PEDIATRIC ASSOCIATES AT ARGYLE PA		112	6	5%	118
Avante at Melbourne		116	1	1%	117
SPRING HAVEN RETIREMENT	1	116			117
DIAGNOSTIC LABORATORY OF OKLAHOMA		94	23	20%	117
NEIGHBORHOOD MEDICAL CENTER		112	5	4%	117
HOBDAIR FAMILY HEALTH LLC		81	36	31%	117
KINDRED HOSPITAL MELBOURNE	1	112	4	3%	117
JEFFERSON COUNTY HEALTH DEPARTMENT-MONTICELLO		86	31	26%	117
BELVEDERE COMMONS OF FORT WALTON BEACH		106	10	9%	116
MEASE COUNTRYSIDE HOSPITAL		1	115	99%	116
LEE COUNTY SCHOOL DISTRICT	1	108	7	6%	116
PANAMA PHARMACY	3	96	17	15%	116
CLERMONT URGENT CARE			115	100%	115
SUNFLOWER SPRINGS ASSISTED LIVING		105	10	9%	115
TIFFANY HALL NURSING AND REHAB CENTER		106	9	8%	115
ADVENTHEALTH MEDICAL GROUP FAMILY MEDICINE AT		88	27	23%	115
BROOKDALE COLONIAL PARK	2	112	1	1%	115
MAGNOLIA MEDICAL CLINIC		11	104	90%	115
CABANA AT JENSEN DUNES, THE		110	4	4%	114
D PEDIATRICS		99	15	13%	114
BROWARD HEALTH CORAL SPRINGS EPIDEMIOLOGY DEPT		1	113	99%	114
VITAS HEALTHCARE CORPORATION OF FLORIDA		111	3	3%	114
NADAL PEDIATRICS		87	27	24%	114
ELAN BUENA VISTA		97	17	15%	114
TREASURE COAST MEDICAL ASSOCIATES		4	109	96%	113
Courtyards of Orlando Care Center		101	12	11%	113
MONTEFIORE MEDICAL CENTER LABORATORIES - MOSES		103	10	9%	113
JACKSONVILLE VA UNIVERSITY OPC	4	106	3	3%	113
THE COURTYARD ASSISTED LIVING		109	4	4%	113
AMERICAN HOUSE COCONUT POINT		96	17	15%	113
ST PETERSBURG PEDIATRICS-MLK JUNIOR BLVD		104	9	8%	113
Sandy Ridge Center for Rehabilitation and Healing		91	21	19%	112
SEMINOLE TRIBE OF FLORIDA		92	20	18%	112
TRADITION MEDICAL CENTER LABORATORY		48	64	57%	112
UNIVERSITY MEDICAL CENTER SUITES		99	13	12%	112
ALLIED HEALTH FORT PIERCE		112			112
MEMORY CARE OF NAPLES		112			112
CLEVELAND CLINIC FOUNDATION		12	100	89%	112
HOSPICE OF THE TREASURE COAST		107	4	4%	111
WESTWOOD NURSING & REHAB		77	34	31%	111
HIGHLANDS MEDICAL CENTER		108	3	3%	111
ARBOR TERRACE ORTEGA LLC	2	107	2	2%	111
PHYSICIANS REGIONAL CLINIC		82	29	26%	111
CCS - PAUL REIN DETENTION FACILITY		83	28	25%	111
KINDRED HOSPITAL - SOUTH FLORIDA		107	3	3%	110
MD 365 MEDICAL CARE		109	1	1%	110

# COVID-19: testing by laboratory

Data through Mar 6, 2021 verified as of Mar 7, 2021 at 09:25 AM

Data in this report are provisional and subject to change.

The numbers in the table below represent the number of Florida and non-Florida residents for whom test results were received by the Department of Health. A person can be tested by more than one laboratory and can have both positive and negative results. **Therefore, the sum of the numbers in each column will be larger than the total number of people tested.**

Reporting lab	Inconclusive	Negative	Positive	Percent positive	Total
PINELLAS COUNTY JAIL			110	100%	110
Peninsula Care and Rehab		98	12	11%	110
KINDRED HOSPITAL SOUTH FLORIDA		108	2	2%	110
L&S SENIOR CARE DBA ARCADIA OAKS	4	105	1	1%	110
SOLARIS SENIOR LIVING OF MERRITT ISLAND		106	4	4%	110
LAKE HOUSE ASSISTED LIVING		93	17	15%	110
TGH URGENT CARE - TYRONE		2	107	98%	109
MG PORT CHARLOTTE II SUBTENANT LLC		98	11	10%	109
BIODESIX, INC.		81	28	26%	109
PREMIER MEDICAL CENTER LLC		108			108
ST JOSEPH'S HOSPITAL LABORATORY			108	100%	108
Riviera Health Resort		108			108
EVANS HEALTH CARE		106	2	2%	108
SUMMIT MEDICAL GROUP		99	9	8%	108
FLAGLER COLLEGE HEALTH SERVICES		79	29	27%	108
PINELLAS CARE CENTER		78	30	28%	108
UNIVERSITY HEALTH SYSTEM INC		98	10	9%	108
GRAND OAKS HEALTH & REHABILITATION		106	1	1%	107
North Lake Care Center		106	1	1%	107
WELLNOW URGENT CARE PC		107			107
NAVY HOSPITAL			107	100%	107
BAY VIEW HEALTHCARE		85	22	21%	107
HEARTLAND PHARMACY LAKE PLACID, INC		79	27	25%	106
HEART OF FLORIDA REGIONAL MED CTR		35	71	67%	106
HAZELDEN FLORIDA	1	102	3	3%	106
CSL PLASMA INC		7	99	93%	106
ELMCROFT OF BELLA VITA		98	8	8%	106
MINUTECLINIC LLC #4987		92	14	13%	106
SOUTH BALDWIN MEDICAL CENTER GULF SHORES		85	21	20%	106
HEARTLAND HEALTHCARE AND REHAB CENTER		84	22	21%	106
NORTH FLORIDA EVALUATION AND TREATMENT CENTER	2	99	5	5%	106
SEMINOLE SPORTS AND FAMILY MEDICINE		94	11	10%	105
PICH KTM CORP DBA MEDTOWN PHARMACY		89	16	15%	105
DIATHERIX LABORATORIES		61	44	42%	105
HOSPICE OF THE EMERALD COAST INC - PANAMA CITY	2	96	7	7%	105
ALTERNATIVE LIVING, INC DBA TWIN CITIES PAVILION		102	3	3%	105
MEDICAL CONSULTANTS OF FLORIDA DBA	1	90	14	13%	105
ROHR HOME		102	3	3%	105
EAST RIDGE RETIREMENT VILLAGE INC		104			104
VISTA MANOR		92	12	12%	104
ESCAMBIA COUNTY JAIL DETENTION DIVISION		101	3	3%	104
PEDIATRIC CARE CENTER- JACKSONVILLE BEACH		75	29	28%	104
MY CLINICAL LAB INC		17	87	84%	104
PREDICTIVE LABORATORIES, INC	1	90	13	13%	104
J FRANK AVEY MD		81	23	22%	104
GRANDE, THE	2	98	4	4%	104
FLORIDA MEDICAL CLINIC LLC		58	45	44%	103

# COVID-19: testing by laboratory

Data through Mar 6, 2021 verified as of Mar 7, 2021 at 09:25 AM

Data in this report are provisional and subject to change.

The numbers in the table below represent the number of Florida and non-Florida residents for whom test results were received by the Department of Health. A person can be tested by more than one laboratory and can have both positive and negative results. **Therefore, the sum of the numbers in each column will be larger than the total number of people tested.**

Reporting lab	Inconclusive	Negative	Positive	Percent positive	Total
ATMORE COMMUNITY HOSPITAL LABORATORY		78	25	24%	103
LATE HOURS URGENT CARE		58	45	44%	103
FHMG LAKE MARY PEDS		89	14	14%	103
KINDRED HOSPITAL NORTH FLORIDA	3	93	6	6%	102
ALL MY KIDS PEDIATRICS INC		75	27	26%	102
A2Z DIAGNOSTICS		101	1	1%	102
CVS		24	78	76%	102
WHITE PLAINS HOSPITAL CENTER LAB		97	4	4%	101
FAMILY MEDICAL CARE OF PALM BEACH		41	60	59%	101
PRIME HEALTH OF NORTH PORT LLC		89	12	12%	101
BROOKDALE VERO BEACH SOUTH AL		101			101
ST MARK ASSISTED LIVING CENTER	1	88	12	12%	101
ISLAND DOCTORS		12	89	88%	101
WESTCHESTER MEDICAL CENTER		97	3	3%	100
Centre Pointe Health and Rehabilitation Center		89	11	11%	100
Consulate Health Care of Port Charlotte		98	2	2%	100
CCS - BROWARD COUNTY JAIL		94	6	6%	100
BAYCARE HEALTH SYSTEMS		2	98	98%	100
DOUGLAS T JACOBSON STATE VETERANS HOME		100			100
VIERA HOSPITAL			100	100%	100
VILLAS OF HOLLY BROOK - BRADENTON 14TH		100			100
CENTRAL FLORIDA HEALTH CARE		47	52	53%	99
GLOBAL CENTRAL LABS AT PPD	2	88	9	9%	99
SANIBEL INTERNAL MEDICINE, LLC		96	3	3%	99
CAREMOUNT MEDICAL - PATHOLOGY		95	4	4%	99
Royal Oaks Nursing and Rehab		99			99
OPPENHEIMER PLASTIC SURGERY LLC		94	5	5%	99
ARBOR TERRACE SAN JOSE LLC	3	94	2	2%	99
EMERALD COAST CENTER		96	3	3%	99
ST PETERSBURG PEDIATRICS-SEMINOLE		86	13	13%	99
MICRO PATH LABORATORIES INC		96	3	3%	99
PLAZA OF HALLANDALE BEACH		98			98
PruittHealth Fleming Island		86	12	12%	98
SUNSHINE GARDENS		97	1	1%	98
FLORIDA COMMUNITY HEALTH CENTERS INC			98	100%	98
CHARLES CROFT MD	1	96	1	1%	98
PANCARE HEALTH GULF COUNTY		71	27	28%	98
LANDMARK, THE		48	50	51%	98
Cross Landings Health and Rehabilitation		97	1	1%	98
SUMMIT MEDICAL GROUP PA		88	10	10%	98
URINEGOODHANDS LLC		96	2	2%	98
SEMINOLE COUNTY HEALTH DEPARTMENT		79	19	19%	98
SEVEN HILLS HEALTH AND REHABILITATION CENTER		81	16	16%	97
VITAS HEALTHCARE CORPORATION OF FL		83	14	14%	97
MACADAMS HOME HEALTH AGENCY		96	1	1%	97
ARBOR TRAIL		77	20	21%	97
HURLBURT FIELD CLINIC		39	58	60%	97

# COVID-19: testing by laboratory

Data through Mar 6, 2021 verified as of Mar 7, 2021 at 09:25 AM

Data in this report are provisional and subject to change.

The numbers in the table below represent the number of Florida and non-Florida residents for whom test results were received by the Department of Health. A person can be tested by more than one laboratory and can have both positive and negative results. **Therefore, the sum of the numbers in each column will be larger than the total number of people tested.**

Reporting lab	Inconclusive	Negative	Positive	Percent positive	Total
RIDGEWOOD DIAGNOSTIC LABORATORY		92	5	5%	97
HEALTH CENTERS AT BRENTWOOD		96	1	1%	97
EC OPCO CARROLLWOOD LLC		91	6	6%	97
SURFSIDE URGENT CARE		77	19	20%	96
325TH MEDICAL GROUP		83	13	14%	96
MARKET STREET VIERA		95	1	1%	96
PEDIATRIC ASSOCIATES ORLANDO		82	14	15%	96
BHA TITUSVILLE CLINIC		88	8	8%	96
ESCAMBIA COUNTY JAIL	1	69	26	27%	96
BAYSHORE MEMORY CARE□		96			96
THE TERRACE OF KISSIMMEE		80	15	16%	95
SUPERIOR RESIDENCES OF LECANTO		80	15	16%	95
PALMS EDGE	1	88	6	6%	95
MINNESOTA TWINS		90	5	5%	95
SIGNATURE HEALTHCARE OF PORT CHARLOTTE		88	7	7%	95
CROSS CITY REHABILITATION AND HEALTH CARE CENTER		72	23	24%	95
DEVANSH LAB WERKS INC		79	16	17%	95
ORLANDO LUTHERAN TOWERS ASSISTED LIVING		95			95
MIAMI BEACH COMMUNITY HEALTH CENTER		1	94	99%	95
AHEC CLINIC		7	88	93%	95
MINUTECLINIC DIAGNOSTIC		89	6	6%	95
ADVENT HEALTH CENTRA CARE - EAST ORLANDO		65	29	31%	94
QPS, LLC		91	3	3%	94
DIAGNOSTIC SOLUTIONS		3	91	97%	94
CONSULATE HEALTH CARE OF SARASOTA□	1	93			94
LEE MEMORIAL HEALTH SYSTEM HEALTH FAIR		88	5	5%	93
LECONTE MEDICAL CENTER LAB		74	19	20%	93
HOSPICE OF MARTIN & ST LUCIE, INC		90	3	3%	93
ADVENTHEALTH MEDICAL GROUP PRIMARY CARE		89	4	4%	93
CARE RESOURCE COMMUNITY HEALTH CENTERS INC		91	2	2%	93
LABCORP RTP		34	59	63%	93
PENNSYLVANIA DEPT OF HEALTH		21	72	77%	93
KALEIDA HEALTH CENTER FOR LABORATORY		87	6	6%	93
Golfview Healthcare Center		90	3	3%	93
VITAS HEALTHCARE		83	10	11%	93
ABSOLUTE HEALTH INTERNAL MEDICINE AND PEDIATRICS		79	14	15%	93
NORTH SHORE MEDICAL LABS	1	84	7	8%	92
FIRST CHOICE PEDIATRICS INC		83	9	10%	92
HARBORCHASE OF NAPLES		79	13	14%	92
FLORIDA ATLANTIC UNIVERSITY		86	6	7%	92
ARDEN COURTS OF LELY PALMS□		90	2	2%	92
ADVENT HEALTH CENTRA CARE - WATERMAN		79	13	14%	92
BARBARA O'REILLY MD PA		89	3	3%	92
LAKELAND REGIONAL HEALTH LAKE MIRIAM		50	42	46%	92
KORGENE LAB	1	23	68	74%	92
MINUTECLINIC DIAGNOSTIC OF TEXAS, LLC		81	10	11%	91
TUSCAN ISLE OPERATING COMPANY LLC DBA		88	3	3%	91



# COVID-19: testing by laboratory

Data through Mar 6, 2021 verified as of Mar 7, 2021 at 09:25 AM

Data in this report are provisional and subject to change.

The numbers in the table below represent the number of Florida and non-Florida residents for whom test results were received by the Department of Health. A person can be tested by more than one laboratory and can have both positive and negative results. **Therefore, the sum of the numbers in each column will be larger than the total number of people tested.**

Reporting lab	Inconclusive	Negative	Positive	Percent positive	Total
BAHIA OAKS LODGE		85	6	7%	91
HERON CLUB AT PRESTANCIA		89	2	2%	91
JOHN KNOX VILLAGE OF FLORIDA ALF	1	86	4	4%	91
KEYS MEDICAL GROUP			90	100%	90
MAGNOLIA DIAGNOSTIC		2	88	98%	90
MINUTECLINIC DIAGNOSTIC OF SOUTH CAROLINA, LLC		74	16	18%	90
DELAND WELLNESS CENTER			90	100%	90
CENTURY CENTER FOR REHABILITATION & HEALING		72	18	20%	90
MOOSEHAVEN LIFE CARE CENTER		89			89
PEDIATRICS IN BREVARD PA- ROCKLEDGE		54	35	39%	89
HAWTHORN HOUSE☐		75	14	16%	89
ADVANCED EMURGENT CARE		27	62	70%	89
STUART LODGE LIVING LLC		66	23	26%	89
Winter Garden Rehab and Nursing Facility		78	11	12%	89
BAY REGIONAL URGENT CARE	1	51	37	42%	89
ATRIUM AT LIBERTY PARK☐		85	4	4%	89
NSPIRE HEALTHCARE TAMARAC		80	9	10%	89
NORTH FLORIDA SPINE AND WELLNESS		69	20	22%	89
ARDEN COURTS OF PALM HARBOR		72	17	19%	89
FREEDOM INN AT TARPON SPRINGS		82	7	8%	89
East Bay Rehabilitation Center		54	34	39%	88
LAKE GIBSON VILLAGE, LLC		85	3	3%	88
EPWORTH VILLAGE RETIREMENT COMMUNITY		88			88
GOVERNOR'S CREEK HEALTH & REHABILITATION		87	1	1%	88
AVERO DIAGNOSTICS		64	24	27%	88
CALADIUM PEDIATRICS		79	8	9%	87
PACIFIC ANALYTICS			87	100%	87
BAPTIST MEDICAL CENTER SOUTH		71	16	18%	87
ERIE COUNTY MEDICAL CTR CLINICAL LABS		83	4	5%	87
BRANDON HEALTH AND REHABILITATION CENTER	1	85	1	1%	87
STONY BROOK UNIVERSITY MEDICAL CENTER		73	14	16%	87
SOUTH GEORGIA MEDICAL CENTER		48	38	44%	86
PENSACOLA DEVELOPMENTAL CENTER		67	19	22%	86
DISCOVERY VILLAGE AT THE FORUM		86			86
LENOX HILL HOSPITAL		80	6	7%	86
AVANTE AT OCALA INC		55	30	35%	85
W. FRANK WELLS NURSING HOME		84	1	1%	85
WALGREENS #12673		82	3	4%	85
BAY PINES MEDICAL ASSOCIATES		1	84	99%	85
TURNING POINT OF TAMPA		79	6	7%	85
PORT CHARLOTTE REHABILITATION CENTER		72	13	15%	85
A COUNTRY PLACE ASSISTED LIVING FACILITY		83	2	2%	85
MINUTECLINIC DIAGNOSTIC OF SOUTH CARO		70	15	18%	85
LIFESTREAM BEHAVIORIAL CENTER		64	21	25%	85
PRESERVE AT PALM AIRE	2	83			85
MIAMI SHORES NURSING & REHAB		85			85
LABFIRST - DEPARTMENT OF PATHOLOGY		81	4	5%	85

# COVID-19: testing by laboratory

Data through Mar 6, 2021 verified as of Mar 7, 2021 at 09:25 AM

Data in this report are provisional and subject to change.

The numbers in the table below represent the number of Florida and non-Florida residents for whom test results were received by the Department of Health. A person can be tested by more than one laboratory and can have both positive and negative results. **Therefore, the sum of the numbers in each column will be larger than the total number of people tested.**

Reporting lab	Inconclusive	Negative	Positive	Percent positive	Total
ASHRAF MEDICAL GROUP PLLC DBA PULSE MD		81	3	4%	84
DEBARY HEALTH AND REHABILITATION CENTER		81	3	4%	84
NITE LITE PEDIATRICS – JACKSONVILLE		76	8	10%	84
PINES OF SARASOTA GARDEN		84			84
CLYDE E LASSEN STATE VETERANS NURSING HOME		59	25	30%	84
CORNERSTONE MEDICAL CARE OF BRANDON PL		69	15	18%	84
ARBOR OAKS AT TYRONE	9	73	2	2%	84
Baldwin Pediatrix		73	11	13%	84
LABCORP EMPLOYER SERVICES		82	1	1%	83
CAN COMMUNITY HEALTH		82	1	1%	83
COLLIER PHARMACY		72	11	13%	83
UNIVERSTIY CENTER MEDICAL LLC DBA	1	78	4	5%	83
LAFAYETTE NURSING AND REHABILITATION CENTER		81	2	2%	83
SONATA WEST		81	2	2%	83
GIBBENS FAMILY MEDICAL, LLC		65	18	22%	83
GRAND OAKS OF JENSEN BEACH LLC□		82	1	1%	83
FLORIDA DEPARTMENT OF HEALTH IN WALTON COUNTY		70	13	16%	83
CANOPY ON BERRYHILL, THE		51	32	39%	83
Lexington Health and Rehabilitation Center		82			82
WEST		68	14	17%	82
QUALITY URGENT CARE AND WELLNESS		45	37	45%	82
WINDSOR OAKS		81	1	1%	82
EXPERTUS LABORATORIES INC		28	54	66%	82
LAB		29	53	65%	82
BRILLIANCE ASSISTED LIVING		65	17	21%	82
EAST ALABAMA MEDICAL CENTER LABORATORY		70	12	15%	82
THE PAVILION FOR HEALTH CARE		72	10	12%	82
HUNTSVILLE HOSPITAL LABORATORY		57	25	30%	82
ARDEN COURTS OF SARASOTA		65	16	20%	81
ORANGE PARK PEDIATRICS		72	9	11%	81
CARE CENTERS OF NASSAU, LLC - HENDRICKS RD		81			81
BIO-TECH CLINICAL LABORATORIES		41	40	49%	81
CATHOLIC HEALTH SYSTEM DEPT LABORATORY		79	2	2%	81
ACE BIOMEDICAL LABS LLC		67	13	16%	80
NEW SMYRNA BEACH URGENT CARE			80	100%	80
LONG TERM CARE OF JAY, LLC		59	21	26%	80
HARBOR BEACH NURSING AND REHABILITATION CENTER		77	3	4%	80
MINUTECLINIC DIAGNOSTIC OF NORTH CARO		72	8	10%	80
LAKE HOWELL FAMILY MEDICINE ASSOCIATES		67	13	16%	80
MENORAH HOUSE		79	1	1%	80
RAPID RELIABLE TESTING NY LLC		72	7	9%	79
CHAMBREL AT ISLAND LAKE		76	3	4%	79
VETERANS AFFAIRS MEDICAL CENTER - PALO ALTO		28	51	65%	79
ROSECASTLE AT DELANEY CREEK		78	1	1%	79
PLYMOUTH HOME FOR ADULTS, INC.	8	70	1	1%	79
ECOLAB GROUP		45	34	43%	79
CBS LABS OF TAMPA LLC		3	76	96%	79

# COVID-19: testing by laboratory

Data through Mar 6, 2021 verified as of Mar 7, 2021 at 09:25 AM

Data in this report are provisional and subject to change.

The numbers in the table below represent the number of Florida and non-Florida residents for whom test results were received by the Department of Health. A person can be tested by more than one laboratory and can have both positive and negative results. **Therefore, the sum of the numbers in each column will be larger than the total number of people tested.**

Reporting lab	Inconclusive	Negative	Positive	Percent positive	Total
BALMORAL TENANT SERVICES INC	1	43	35	44%	79
KEYSTYLE LIVING LLC	1	77	1	1%	79
MD 365 MEDICAL CARE PLLC		79			79
EDGEWATER AT WATERMAN VILLAGE		78	1	1%	79
EMERALD COAST BEHAVIORAL HOSPITAL		72	6	8%	78
LAKE MORTON PLAZA□		75	3	4%	78
Madison Health and Rehabilitation Center		42	36	46%	78
BEACHES PEDIATRICS PA		73	5	6%	78
TRUE NORTH HEALTH NAVIGATION LLC DBA DISPATCHHEALTH	1	60	16	21%	77
PARK OF THE PALMS INC		77			77
LANDMARK HOSPITAL SOUTHWEST FLORIDA LLC		74	3	4%	77
ORANGE CITY NURSING AND REHAB		75	2	3%	77
HEALTH FIRST - PALM BAY HOSPITAL		2	75	97%	77
CONCIMED LLC		65	12	16%	77
CENTRAL BALDWIN IMMEDIATE CARE & FAMILY PRACTICE		59	18	23%	77
WEST VOLUSIA FAMILY AND SPORTS MEDICINE		75	1	1%	76
MOBILE PHYSICIAN SERVICES INC		68	8	11%	76
FLORIDA PEDIATRIC GROUP		27	49	64%	76
S-H THIRTY-FIVE OPCO- PORT ST LUCIE, LLC	1	75			76
TOTAL CARE PLUS LLC			76	100%	76
WALGREENS 9627		70	6	8%	76
ST VINCENT'S BIRMINGHAM		70	6	8%	76
DYNAMIC MEDICAL USA			76	100%	76
WINDSOR REFLECTIONS		75	1	1%	76
BAPTIST HEALTH SOUTH FLORIDA - WEST BOCA URGENT CARE		52	24	32%	76
CLINICAL PATHOLOGY ASSOCIATES-SONIC REFERENCE LAB		76			76
BOND CLINIC PA		43	32	43%	75
HUNTINGTON HOSPITAL LABORATORY		72	3	4%	75
BLISS HEALTHCARE SERVICES	1	52	22	29%	75
G & R HEALTH MART PHARMACY		62	13	17%	75
PROMEDICA LABORATORIES		21	54	72%	75
LAB PLUS, LLC AT SAINT THOMAS WEST HOSPITAL		61	14	19%	75
AU HEALTH		61	14	19%	75
ADVENTHEALTH EXPRESSCARE		45	30	40%	75
MINUTECLINIC DIAGNOSTIC OF NORTH CAROL		64	10	14%	74
CRESTVIEW URGENT CARE		6	68	92%	74
BROOKDALE OVIEDO		72	2	3%	74
PENSACOLA PEDIATRICS MILTON		65	9	12%	74
FHMG- FLORIDA HOSPITAL MEDICAL GROUP		63	11	15%	74
JERICHO URGENT CARE		71	3	4%	74
BROWARD HEALTH MEDICAL CENTER		3	71	96%	74
PUTNAM COUNTY SHERIFFS OFFICE		68	6	8%	74
NOAH CLINICAL LABORATORY		63	11	15%	74
CONSULATE HEALTH CARE – LAKE MARY		72	1	1%	73
SIMED LABORATORY		57	16	22%	73
EISENHOWER ARMY MEDICAL CENTER		66	7	10%	73
PUBLIC SQUARE PHARMACY LLC		56	17	23%	73

# COVID-19: testing by laboratory

Data through Mar 6, 2021 verified as of Mar 7, 2021 at 09:25 AM

Data in this report are provisional and subject to change.

The numbers in the table below represent the number of Florida and non-Florida residents for whom test results were received by the Department of Health. A person can be tested by more than one laboratory and can have both positive and negative results. **Therefore, the sum of the numbers in each column will be larger than the total number of people tested.**

Reporting lab	Inconclusive	Negative	Positive	Percent positive	Total
BROWARD HEALTH MEDICAL CENTER CLINICAL LAB			73	100%	73
SCOTT LAKE HEALTH AND REHABILITATION CENTER		71	2	3%	73
WATERCREST ST LUCIE WEST	1	69	3	4%	73
LAKE WALES OPERATING GROUP LLC		68	5	7%	73
MINUTECLINIC DIAGNOSTIC OF OHIO LLC		57	16	22%	73
CATHOLIC HEALTH SERVICES REGIONAL LAB		66	7	10%	73
KINDRED AT HOME		63	9	13%	72
MID FLORIDA PRIMARY CARE PA		58	14	19%	72
PANIRA HEALTHCARE CLINIC		2	70	97%	72
HAVEN OF OUR LADY OF PEACE		72			72
HOLMES COUNTY HEALTH DEPARTMENT	1	58	13	18%	72
ALTAMONTE PEDIATRIC ASSOCIATES		31	41	57%	72
CRAIG BERGER MD PL D/B/A BAY AREA EYE INSTITUTE		72			72
BAPTIST HEALTH URGENT CARE AT PLANTATION		59	13	18%	72
WALGREENS 2941		68	3	4%	71
ADVANCED LAB		67	4	6%	71
STERLING HOUSE OF TALLAHASSEE	3	62	6	8%	71
AMMON LABS		61	10	14%	71
COOPER FAMILY MEDICAL PLLC		52	19	27%	71
NORTH FLORIDA PEDIATRICS		57	14	20%	71
MEDRITE URGENT CARE		59	12	17%	71
INN AT ASTON GARDENS AT PELICAN POINTE,THE		67	4	6%	71
RARITAN BAY PERTH AMBOY		63	7	10%	70
ASSOCIATED CLINICAL LABORATORIES		62	8	11%	70
Highlands Regional Hospital		63	7	10%	70
USF HEALTH MORSANI CENTER		5	65	93%	70
ARDEN COURTS OF WEST PALM BEACH		70			70
SOUTH LAKE PEDIATRICS		65	5	7%	70
ADVENT HEALTH - LAKE MARY		60	10	14%	70
SUNCOAST COMMUNITY HEALTH CENTERS PEDIATRICS		21	49	70%	70
SUMMIT AT VENICE	2	63	5	7%	70
Lanier Rehab		45	25	36%	70
GATTOLINE ENTERPRISES, INC. DBA FAMILY CARE PHARMACY		59	11	16%	70
OAK MANOR NURSING HOME		66	4	6%	70
GV NAPLES OPCO, LLC		68	1	1%	69
MEMORIAL MANOR		69			69
SAN JOSE SENIOR CARE LLC	1	43	25	36%	69
PALM BAY HOSPITAL			69	100%	69
CP/AIG PENSACOLA DEVELOPMENT LLC		66	3	4%	69
PARKSIDE INN	3	64	2	3%	69
PANCARE HEALTH - MALONE CLINIC		62	7	10%	69
PLANTATION GENERAL HOSPITAL CLINICAL LAB		26	43	62%	69
HERITAGE HEALTHCARE AND REHABILITATION CENTER		69			69
EXPRESS DOCS LLC			68	100%	68
AEL- MEMPHIS		17	51	75%	68
SUNCOAST OPTIMAL WELLNESS		23	45	66%	68
BARRY UNIVERSITY STUDENT HEALTH SERVICES		37	31	46%	68

# COVID-19: testing by laboratory

Data through Mar 6, 2021 verified as of Mar 7, 2021 at 09:25 AM

Data in this report are provisional and subject to change.

The numbers in the table below represent the number of Florida and non-Florida residents for whom test results were received by the Department of Health. A person can be tested by more than one laboratory and can have both positive and negative results. **Therefore, the sum of the numbers in each column will be larger than the total number of people tested.**

Reporting lab	Inconclusive	Negative	Positive	Percent positive	Total
JENNIFER J CHIAVETTA-GRLSANTI DC		55	13	19%	68
Avante at St Cloud, Inc.		66	2	3%	68
BROOKDALE BONITA SPRINGS		67	1	1%	68
BOND CLINIC DR ELDEEB		35	33	49%	68
STONY BROOK SOUTHAMPTON		67	1	1%	68
LAKE CITY VA MEDICAL CENTER			68	100%	68
MISIR DRUGS LLC		56	12	18%	68
MD LABS		41	27	40%	68
CL BRUMBACK PRIMARY CARE CLINICS		17	50	75%	67
MEASE MANOR INC		63	4	6%	67
GENPATH			67	100%	67
BIG BOCA SMILES LLC		65	2	3%	67
JACOBI MEDICAL CENTER		61	5	8%	66
WALGREENS #06012		59	7	11%	66
MED EXPRESS		6	60	91%	66
INDIGO MANOR		22	44	67%	66
MEDEX MEDICAL EXPRESS OF PALATKA			66	100%	66
MORTON PLANT HOSPITAL NURSING			66	100%	66
SOMERBY OF SANTA ROSA BEACH		57	9	14%	66
TITUSVILLE FAMILY PRACTICE		16	50	76%	66
DISCOVERY VILLAGE AT PALM BEACH GARDENS		65	1	2%	66
AMERICAN FAMILY MEDICAL		53	13	20%	66
TREASURE COAST FORENSIC TREATMENT CTR		44	21	32%	65
NORTH SHORE UNIVERSITY HOSPITAL LABORATORY		59	6	9%	65
ISLAND COAST PEDIATRICS		58	7	11%	65
BISHOP GRADY VILLAS		63	2	3%	65
AEGIS MEDICAL GROUP		48	17	26%	65
EC OPCO PENSACOLA, LLC		64	1	2%	65
PRIMECARE AT TWIN LAKES		1	64	98%	65
OKEECHOBEE URGENT CARE		17	48	74%	65
SUMMER VISTA ASSISTED LIVING		38	27	42%	65
VETERANS AFFAIRS MEDICAL CENTER - GULF COAST		27	38	58%	65
BROOKDALE CENTRE POINTE	1	64			65
NORTH CENTRAL BRONX HOSPITAL		63	2	3%	65
BOND AND STEELE CLINIC, PA		51	14	22%	65
Stratford Court of Palm Harbor		55	10	15%	65
LUTHERAN HAVEN ASSISTED LIVING		65			65
AFTER HOURS PEDIATRICS			65	100%	65
LEVY COUNTY DEPARTMENT OF HEALTH		47	17	27%	64
GREENLEAF ALF		63	1	2%	64
OUT OF STATE		40	24	38%	64
NXGEN MDX		20	44	69%	64
ADVENT HEALTH CENTRA CARE - WINTER GARDEN		18	46	72%	64
NEMOURS CHILDRENS PRIMARY CARE OVIEDO		51	13	20%	64
WADSWORTH HEALTH CENTER		61	3	5%	64
HARMONY CLINIC		1	63	98%	64
NOMI HEALTH LAB SERVICES LLC		5	59	92%	64



# COVID-19: testing by laboratory

Data through Mar 6, 2021 verified as of Mar 7, 2021 at 09:25 AM

Data in this report are provisional and subject to change.

The numbers in the table below represent the number of Florida and non-Florida residents for whom test results were received by the Department of Health. A person can be tested by more than one laboratory and can have both positive and negative results. **Therefore, the sum of the numbers in each column will be larger than the total number of people tested.**

Reporting lab	Inconclusive	Negative	Positive	Percent positive	Total
JOSEPH L MORSE GERIATRIC CENTER	2	59	3	5%	64
CORAL GABLES HOSPITAL			64	100%	64
INNOVATIVE GENOMICS, LLC		44	20	31%	64
TRINITY AL SENIOR HOUSING LLC		45	19	30%	64
DAVID POSNACK JEWISH DAY SCHOOL		63			63
MED ONE AT SAINT AUGUSTINE		33	30	48%	63
BEEHIVE HOMES OF GULF BREEZE		47	16	25%	63
PANCARE HEALTH - FREEPORT CLINIC SUITE B		54	9	14%	63
MEDI CLINIC SARASOTA INC		62	1	2%	63
THOMAS INTERNAL MEDICINE		52	11	17%	63
APC PEDIATRICS AT RYE ROAD MEDICAL PARK		63			63
VIERA HEALTH AND REHABILITATION CENTER		62	1	2%	63
Summit Medical Group, Pa Db a Citymd		56	6	10%	62
LAKELAND REGIONAL HEALTH		38	24	39%	62
PEDIATRIC SERVICES OF AMERICA INC		60	2	3%	62
SAMFORD UNIVERSITY HEALTH SERVICES		61	1	2%	62
DELCARE PA		47	15	24%	62
BURRY'S PHARMACY INC		37	25	40%	62
MENTAL HEALTH CARE INC		53	9	15%	62
PEDIATRIC SERVICES AND BREATHING CENTER PA		46	16	26%	62
OVERLOOK HOSPITAL LABORATORY		57	5	8%	62
ST JOHNS COUNTY DETENTION CENTER		61			61
HERNANDO COUNTY FIRE RESCUE DISTRICT		27	34	56%	61
BIGGERS FAMILY MEDICINE PA	1	55	5	8%	61
BROOKDALE PALM COAST		61			61
ADVENT HEALTH - PALM COAST		1	60	98%	61
SOS MOBILE MEDICAL CARE LLC		50	11	18%	61
EMERALD COAST HOSPICE		60	1	2%	61
FLORIDA MEDICAL CLINIC PA		46	15	25%	61
MICHAEL AKPEKE MD		52	9	15%	61
Winter Park Care and Rehab		60	1	2%	61
WASHINGTON REHABILITATION AND NURSING CENTER		51	10	16%	61
NORTH FLORIDA MEDICAL CENTER		57	4	7%	61
DASCENA, INC		52	9	15%	61
SILVER LAKE PEDIATRICS PA		55	5	8%	60
WILSON MEMORIAL REGIONAL MEDICAL CENTER		56	4	7%	60
TWIN CREEKS ASSISTED LIVING & MEMORY CARE		57	3	5%	60
CINNAMON COVE ALF		59	1	2%	60
FLORIDA HEALTH CARE		8	52	87%	60
81ST MEDICAL GROUP		28	32	53%	60
THE PRESERVE AT CLEARWATER		58	2	3%	60
TROY REGIONAL MEDICAL CENTER		49	11	18%	60
NAIA		60			60
GRAND VILLA OF DELAND		54	6	10%	60
PALM BAY URGENT CARE		28	32	53%	60
SUWANNEE COUNTY SHERIFF OFFICE		57	3	5%	60
FERN PARK DEVELOPMENTAL CENTER		5	54	92%	59

# COVID-19: testing by laboratory

Data through Mar 6, 2021 verified as of Mar 7, 2021 at 09:25 AM

Data in this report are provisional and subject to change.

The numbers in the table below represent the number of Florida and non-Florida residents for whom test results were received by the Department of Health. A person can be tested by more than one laboratory and can have both positive and negative results. **Therefore, the sum of the numbers in each column will be larger than the total number of people tested.**

Reporting lab	Inconclusive	Negative	Positive	Percent positive	Total
NORTHEAST FLORIDA STATE HOSP-NURSING		58	1	2%	59
BIOTECH		52	7	12%	59
UHEALTH AT FISHER ISLAND			59	100%	59
MILLENIUM PHYSICIANS GROUP		1	58	98%	59
RITECARE MED CTR H			59	100%	59
LPG CONVENIENT CARE AT PINE ISLAND ROAD		53	6	10%	59
INTERNAL LAB		50	9	15%	59
VITAS HEALTHCARE CORP OF FLORIDA		58	1	2%	59
WAVE CREST HEALTH AND REHABILITATION CENTER		57	2	3%	59
CARDIOLOGY AND MEDICINE ASSOCIATES		43	16	27%	59
TBI RESIDENTIAL SERVICES, INC.		48	11	19%	59
Consulate Health Care of Jacksonville		45	14	24%	59
SONATA BOCA RATON		54	4	7%	58
TROPICANA MANUFACTURING COMPANY INC		54	4	7%	58
MICHIGAN DEPARTMENT OF HEALTH AND HUMAN SERVICES	1		57	98%	58
GRAND ST PAUL CVS		58			58
KINDRED HOSPITAL CENTRAL TAMPA BLOOD GAS	1	52	5	9%	58
Margate Health and Rehabilitation Center		56	2	3%	58
INTERNAL MEDICINE ASSOCIATES PA		54	4	7%	58
HORIZON ALF		56	1	2%	57
MERCY MEDICAL URGENT CARE CENTER INC		21	36	63%	57
ASCENSION SACRED HEART BAY LABORATORY		54	3	5%	57
ALZHEIMERS CARE CENTER OF VIERA LTD		37	20	35%	57
THE CANOPY AT BERRYHILL		57			57
LINCOLN MEDICAL AND MENTAL HEALTH CENTER		54	3	5%	57
ROYAL CARE OF AVON PARK		54	3	5%	57
Palms at Ponte Vedra Assisted Living and Memory Care		54	3	5%	57
MALCOM RANDALL DEPT OF VAMC			57	100%	57
BioReference Laboratories, Inc		7	50	88%	57
Conway Lakes Health and Rehabilitation Center		57			57
KAPG FLEMING ISLAND SENIOR HOUSING OPCO LLC	1	56			57
ST FRANCIS HOSPITAL		49	8	14%	57
ATRIA PARK OF LAKE FOREST (WG HERITAGE LF LLC)		54	2	4%	56
Gabisa Medical LLC		56			56
TIFFANY HALL NURSING AND REHAB		44	12	21%	56
HIALEAH HOSPITAL RESPIRATORY DEPT			56	100%	56
PHYSICIANS PRIMARY CARE OF SOUTHWEST FLORIDA		39	17	30%	56
GENESIS DERMATOLOGY		52	4	7%	56
MEDLOGIC LABORATORIES		3	53	95%	56
TUKA PEDIATRICS		7	49	88%	56
MAUREEN OROURKE-FUTEY			56	100%	56
KEY WEST MEDICAL CENTER	1	50	5	9%	56
STEINHATCHEE FAMILY MEDICAL CENTER	1	48	7	13%	56
EAST HILL PHARMACY		38	18	32%	56
TOWERS HOME CARE		52	4	7%	56
EAGLES WATCH CLUSTER		47	9	16%	56
MARQUIS LABS, LLC		55	1	2%	56

# COVID-19: testing by laboratory

Data through Mar 6, 2021 verified as of Mar 7, 2021 at 09:25 AM

Data in this report are provisional and subject to change.

The numbers in the table below represent the number of Florida and non-Florida residents for whom test results were received by the Department of Health. A person can be tested by more than one laboratory and can have both positive and negative results. **Therefore, the sum of the numbers in each column will be larger than the total number of people tested.**

Reporting lab	Inconclusive	Negative	Positive	Percent positive	Total
COOPER FAMILY MEDICAL, PLLC		45	10	18%	55
CARE CENTERS OF NASSAU LLC MINER ROAD SOUTH		55			55
PANCARE HEALTH - JACKSON COUNTY		44	11	20%	55
life Care Center of Melbourne		38	17	31%	55
NITE LITE PEDIATRICS - PORT ST. LUCIE		46	9	16%	55
PREMIER MEDICAL ASSOCIATES ALL FLORIDA LLC		54	1	2%	55
KENDALL REGIONAL MEDICAL CENTER LAB	3		52	95%	55
SONATA HUNTERS CREEK		47	8	15%	55
CDR MAGUIRE INC	1	7	47	85%	55
JUNIPER VILLAGE AT NAPLES		53	1	2%	54
FAMILY EXTENDED CARE OF PUNTA GORDA		54			54
UNITED LABORATORY SERVICES CORPORATION		38	16	30%	54
ALLIANCE PEDIATRICS		24	30	56%	54
SARATOGA HOSPITAL LABORATORY		49	5	9%	54
CHILDREN'S HOSPITAL OF ALABAMA		53	1	2%	54
PALM BAY PEDIATRICS		36	18	33%	54
ST. CLOUD MEDICAL GROUP		54			54
SARASOTA CO. HEALTH DEPT # 58		40	14	26%	54
CERTUS MTD OPCP LLC		52	2	4%	54
CLERMONT HEALTH AND REHAB		40	14	26%	54
THE GOOD SHEPARDS OF DELAND-WEST		52	1	2%	53
PROMEDICA SENIOR LIVING		51	2	4%	53
Osprey Point Nursing Center		51	2	4%	53
VPA PC LAB		48	5	9%	53
BIG BEND CARES, INC		45	8	15%	53
QUOTIENT SCIENCES LABS LLC			53	100%	53
SOMERSET			53	100%	53
APOLLOMDX LABS		31	22	42%	53
NICEVILLE URGENT CARE		8	45	85%	53
Salerno Bay Health & Rehabilitation Center		44	9	17%	53
ADVENT HEALTH - MOUNT DORA		9	44	83%	53
SNH BRFL TENANT LLC	2	50			52
ALEXANDER NININGER STATE VETERANS		52			52
MINUTECLINIC DIAGNOSTIC OF NEW JERSEY		45	7	13%	52
ADVENT HEALTH		49	3	6%	52
AESTHETIC ENHANCEMENTS		52			52
ROCKLEDGE REGIONAL MEDICAL CENTER		30	22	42%	52
INTERNAL MEDICINE SPECIALIST		46	6	12%	52
DEVELOPMENTAL DISABILITIES DEFENDANT PROGRAM		50	2	4%	52
TERRACE AT HOBE SOUND, THE	1	48	3	6%	52
GATEWAY CARE CENTER		50	1	2%	51
TREASURE COAST PEDIATRICS PA		46	5	10%	51
GOOD HEARTS COVID TESTING		8	43	84%	51
VALENCIA HOUSE ALF		50	1	2%	51
INN AT THE FOUNTAINS, THE		34	17	33%	51
UNIVERSITY OF WEST FLORIDA, THE		50	1	2%	51
PALM RIVER COMMUNITY HEALTH CENTER		46	5	10%	51

# COVID-19: testing by laboratory

Data through Mar 6, 2021 verified as of Mar 7, 2021 at 09:25 AM

Data in this report are provisional and subject to change.

The numbers in the table below represent the number of Florida and non-Florida residents for whom test results were received by the Department of Health. A person can be tested by more than one laboratory and can have both positive and negative results. **Therefore, the sum of the numbers in each column will be larger than the total number of people tested.**

Reporting lab	Inconclusive	Negative	Positive	Percent positive	Total
BUECHELE DENTAL PA DBA CLERMONT FAMILY DENTISTRY		42	9	18%	51
LPG PEDIATRICS AT PAGE FIELD		50	1	2%	51
CVS MINUTE CLINIC		1	50	98%	51
Jupiter Medical Center Pavilion		50	1	2%	51
AVANTE ST CLOUD		48	3	6%	51
ST CLOUD PHYSICIAN MANAGEMENT LLC DBA ST CLOUD		28	23	45%	51
GENTIVA HEALTH SERVICES CERTIFIED INC		48	3	6%	51
REGENCY OAKS HEALTH CENTER		49	2	4%	51
FINLAY CLINICAL LABORATORY		20	31	61%	51
S-H THIRTY FIVE OPCO - ORANGE CITY, LLC		41	10	20%	51
GULFVIEW MEDICAL INSTITUTE		51			51
BENTON HOUSE OF PORT ORANGE		44	6	12%	50
MISSION OAKS ASSISTED LIVING□		48	2	4%	50
ROCHESTER GENERAL HOSPITAL LABORATORY		46	4	8%	50
WALGREENS #10373		48	2	4%	50
SOUTHEAST ALABAMA MEDICAL CENTER			50	100%	50
CAMPBELL URGENT CARE			50	100%	50
TRADITIONAL HOME HEALTH OF PALM BEACH INC		49	1	2%	50
PENNSYLVANIA DEPARTMENT OF HEALTH BUREAU OF LABORATORIES			50	100%	50
ORCHID COVE AT DAYTONA		45	5	10%	50
WEST ISLIP URGENT CARE		46	4	8%	50
GOLDEN POND COMMUNITIES		50			50
GARDENS HEALTH NH LLC		50			50
BARNETT PARK□		2	48	96%	50
DEPT OF VA MED CENTE-WEST PALM BEACH			50	100%	50
PORT ST. LUCIE - ZAXBY'S		50			50
FAST PACE MEDICAL CLINIC, PLLC		43	7	14%	50
BENTLEY CARE CENTER		50			50
LITTLE NECK URGENT CARE		48	2	4%	50
FLORIDA HEALTH CARE DELAND			50	100%	50
BETHUNE-COOKMAN UNIVERSITY		32	18	36%	50
DOH		23	26	53%	49
HCTB INC		47	2	4%	49
MEADOWCREST FAMILY PHYSICIANS PA	1	27	21	43%	49
NORTHBROOK CENTER FOR□		47	2	4%	49
USF		1	48	98%	49
AR ANESTHESIA LLC		48	1	2%	49
RAINBOW PEDIATRICS PC LLC / BREAKFAST POINT		38	11	22%	49
SOFT CELL LABORATORIES		45	4	8%	49
INSTITUTE OF PATHOLOGY KINGS COUNTY		48	1	2%	49
SOLARIS SENIOR LIVING NORTH NAPLES		48	1	2%	49
HEALTH FIRST - CAPE CANAVERAL HOSPITAL		1	48	98%	49
ALLEGRO		47	2	4%	49
SAFARI PEDIATRICS PA		48	1	2%	49
MICHAEL A VENAZIO MD		46	3	6%	49
ARTHREX MEDICAL CENTER		28	21	43%	49
SOUTH CAROLINA DEPT OF HEALTH AND ENVIRONMENT CONTROL		10	39	80%	49

# COVID-19: testing by laboratory

Data through Mar 6, 2021 verified as of Mar 7, 2021 at 09:25 AM

Data in this report are provisional and subject to change.

The numbers in the table below represent the number of Florida and non-Florida residents for whom test results were received by the Department of Health. A person can be tested by more than one laboratory and can have both positive and negative results. **Therefore, the sum of the numbers in each column will be larger than the total number of people tested.**

Reporting lab	Inconclusive	Negative	Positive	Percent positive	Total
SEWANEE MOLECULAR DIAGNOSTICS LABORATO		48			48
PREMIER MEDICAL ASSOCIATES		46	2	4%	48
ERDOX		46	2	4%	48
THE TERRACE OF JACKSONVILLE		3	45	94%	48
CAREMED INTERNAL MEDICINE		30	18	38%	48
BAY CENTER HURRICANE SHELTER		48			48
ROSECASTLE OF JACKSONVILLE LLC		47	1	2%	48
GRAND OAKS OF PALM CITY LLC□	1	41	6	13%	48
HILA BECKERMAN MD LLC	1	44	3	6%	48
GRAND AVENUE RX			48	100%	48
PHILLIPPE RIDGE		36	12	25%	48
NAPLES PEDIATRICS INC□		43	5	10%	48
FUTURE PEDIATRICS		45	3	6%	48
ADVENT HEALTH EXPRESS CARE		4	44	92%	48
COURTYARD GARDENS OF JUPITER		48			48
POPLAR HEALTHCARE PLLC	1	11	35	74%	47
PRACTICE MANAGEMENT OF AMERICA, INC.		7	40	85%	47
FREEDOM SQUARE NURSING CENTER□		39	8	17%	47
INTERLAB		1	46	98%	47
BARNES HEALTHCARE OF FLORIDA LLC		44	3	6%	47
HERNANDO ENDOSCOPY AND SURGERY CENTER		36	11	23%	47
CAPE REGIONAL MEDICAL CENTER		45	2	4%	47
PERSONAL PEDIATRICS		42	5	11%	47
FHMG_CTR FOR SENIOR HEALTH		42	5	11%	47
NAVARRE GARDENS		41	6	13%	47
ADVENT HEALTH MEDICAL GROUP OB GYN AT		40	6	13%	46
KAPG ST AUGUSTINE SENIOR HOUSING OPCO LLC		37	9	20%	46
MOBILE DOC FL, LLC		29	17	37%	46
HOME CARE PHARMACY		46			46
MINUTECLINIC DIAGNOSTIC OF HAWAII LLC		40	6	13%	46
PREMIER PLACE HEALTHCARE AT THE GLENVIEW		46			46
ADVENT HEALTH - LAKE WALES		34	12	26%	46
HARTFORD HEALTH SERVICES LLC		46			46
EMERGENCY PHYSICIANS MEDICAL CENTER LLC		28	18	39%	46
FAMILY EXTENDED CARE OF WINTER HAVEN		44	2	4%	46
EAST MANATEE FAMILY	1	1	44	96%	46
NEW YORK PRESBYTERIAN - QUEENS DIAGNOSTIC		43	3	7%	46
COLLIER BLVD HMA PHYSICIAN MANAGEMENT LLC		46			46
SONORAN DESERT PATHOLOGY ASSOCIATES		3	43	93%	46
H LEE MOFFITT CANCER CENTER MICRO		46			46
NEXT MOLECULAR ANALYTICS		14	31	69%	45
COLLIER URGENT CARE CENTERS		44	1	2%	45
REDI-MED WALK-IN FAMILY CARE			45	100%	45
FAMILY HEALTH CENTER		32	13	29%	45
NEOGENOMICS LABORATORIES INC		45			45
SOUTHPORT SQUARE HARBOUR HEALTH		45			45
STUART URGENT CARE			45	100%	45



# COVID-19: testing by laboratory

Data through Mar 6, 2021 verified as of Mar 7, 2021 at 09:25 AM

Data in this report are provisional and subject to change.

The numbers in the table below represent the number of Florida and non-Florida residents for whom test results were received by the Department of Health. A person can be tested by more than one laboratory and can have both positive and negative results. **Therefore, the sum of the numbers in each column will be larger than the total number of people tested.**

Reporting lab	Inconclusive	Negative	Positive	Percent positive	Total
FELICIDAD MEDICAL CENTER			45	100%	45
NORTH FLORIDA / SOUTH GEORGIA VETERANS HEALTH SYSTEM		1	44	98%	45
MIRIMUS CLINICAL LABS	1	18	26	58%	45
MINUTECLINIC DIAGNOSTIC OF KANSAS, PA		37	8	18%	45
WINTER GARDEN REHAB AND NURSING CENTER		41	4	9%	45
BRP SH OPCO LLC		45			45
SOUTHSIDE HOSPITAL NORTHWELL HEALTH LABORATORY		38	7	16%	45
NIGHT LITE PEDIATRICS CENTER LLC		10	35	78%	45
WG EVERGREEN WOODS SH LLC		45			45
PEDIATRICS OF CENTRAL FLORIDA – SAINT CLOUD	2	40	2	5%	44
CITYMD OF MANAHAWKIN		42	2	5%	44
FLORIDA HOSPITAL		28	16	36%	44
QHC UPSTATE MEDICAL PC		36	8	18%	44
CENTRA CARE – LAKE NONA		4	40	91%	44
COMPLETE HOME CARE OF THE PALM BEACHES LLC		41	3	7%	44
AMERICAN ESOTERIC LAB-BIRMINGHAM		43	1	2%	44
MARIANNA HEALTH AND REHABILITATION CENTER		43	1	2%	44
S-H THIRTY FIVE OPCO - LUTZ, LLC		43	1	2%	44
ERIC C MRSHAL, MD, PC #1842		41	3	7%	44
THE MERIDIAN AT BOCA RATON	1	43			44
GRACE MEDICAL HOME		33	11	25%	44
AVOW HOSPICE INC		44			44
ST VINCENTS PRIMARY CARE		39	5	11%	44
CALHOUN COUNTY HEALTH DEPT		20	24	55%	44
Gulf Shore Care Center		39	5	11%	44
ALLIANCE OF PHYSICIANS AGAINST COVID-19			44	100%	44
SAN CARLOS PHARMACY		39	4	9%	43
WOLFF CTR FOR CHILD & ADOLESCENT HEALTH PLLC,THE		26	17	40%	43
LARA HEALTH AND WELLNESS CENTER LLC		43			43
WALGREENS 3145		40	3	7%	43
TGH URGENT CARE POWERED BY FAST TRACK			43	100%	43
RADIOLOGY ASSOCIATES OF VENICE AND ENGLEWOOD		41	2	5%	43
OCALA CBOC		39	4	9%	43
LINCOLN DIAGNOSTIC LAB		41	2	5%	43
BRANCH MEDICAL CLINIC			43	100%	43
Citymd Of Toms River		37	6	14%	43
MORTON PLANT			43	100%	43
PATRICK AIR FORCE BASE		3	40	93%	43
LAKE MARY KIDS CENTRA CARE		33	10	23%	43
PRINCETON VILLAGE☐		39	4	9%	43
CENTRAL FLORIDA PEDIATRICS		17	26	60%	43
Guardian Care Nursing and Rehabilitation Center		43			43
TAMPA BAY CONCIERGE DOCTOR, LLC		41	2	5%	43
KIVA AT CANTERBURY		25	17	40%	42
HOLY NAME HOSPITAL LABORATORY		41	1	2%	42
ISLAND URGENT CARE PLLC		40	2	5%	42
BENTON HOUSE OF ST. JOHNS		40	2	5%	42

# COVID-19: testing by laboratory

Data through Mar 6, 2021 verified as of Mar 7, 2021 at 09:25 AM

Data in this report are provisional and subject to change.

The numbers in the table below represent the number of Florida and non-Florida residents for whom test results were received by the Department of Health. A person can be tested by more than one laboratory and can have both positive and negative results. **Therefore, the sum of the numbers in each column will be larger than the total number of people tested.**

Reporting lab	Inconclusive	Negative	Positive	Percent positive	Total
CLINICAL LABORATORY		42			42
Atlantic Shore Nursing and Rehab		42			42
DUVAL PHARMACY		31	11	26%	42
FIRST CHOICE URGENT CARE		12	30	71%	42
PLAINVIEW URGENT CARE		40	2	5%	42
MADISON COUNTY MEMORIAL HOSPITAL LABORATORY		15	27	64%	42
SUNCOAST TECHNICAL COLLEGE SCHOOL OF HEALTH		42			42
LUTHERAN HAVEN EXTENDED CONGREGATE CAR		42			42
BENTLEY VILLAGE II		33	9	21%	42
MAIMONIDES-SHALOM ACADEMY, INC		41	1	2%	42
LONG ISLAND UNIVERSITY - POST CAMPUS		42			42
THE TRADITION OF THE PALM BEACHES		40	1	2%	41
BRONX LEBANON HOSPITAL-MEDICAL CENTER		37	4	10%	41
University Hills health and Rehabilitation		31	10	24%	41
INTERCOASTAL MEDICAL GROUP			41	100%	41
PEDIATRICS OF CENTRAL FLORIDA KISSI		33	8	20%	41
UNIVERSITY OF ALABAMA		38	3	7%	41
DOH-WEST PALM BEACH BRANCH LABORATORY		2	39	95%	41
ATRIA WILLOW WOOD		39	2	5%	41
URGENT CARE & WELLNESS CENTER		10	31	76%	41
FLORIDA HOSPITAL NEW SMYRNA		4	37	90%	41
UNION MEDICAL CARE PLLC		41			41
PATRICK MANOR INCORPORATED		41			41
SPRING MANOR ASSISTED LIVING		41			41
PRIDE DIAGNOSTICS		24	16	40%	40
LOURDES HOSPITAL INC		38	2	5%	40
PACIFICA SENIOR LIVING OCALA		35	5	13%	40
BRADFORD COUNTY HEALTH DEPARTMENT		39	1	3%	40
LONGLEAF DIAGNOSTIC LABORATORIES		11	29	73%	40
GRAMERCY PARK URGENT CARE		38	2	5%	40
ADVENTIST HEALTH SYSTEM FLORIDA		27	13	33%	40
ROYAL PALM SENIOR RESIDENCE		40			40
DOT DOC SARASOTA		38	2	5%	40
NORTH CAROLINA DEPARTMENT OF HEALTH & HUMAN SERVICES	1		39	98%	40
MID-FLORIDA PATHOLOGY, LLC		32	8	20%	40
AVALON PARK RETIREMENT RESIDENCE		39	1	3%	40
CAPITAL REGIONAL MEDICAL CENTER		2	38	95%	40
MINUTE CLINIC INCORPORATE		33	7	18%	40
SUMTER PEDIATRICS		37	3	8%	40
PREMIER COMMUNITY HEALTHCARE GROUP INC		38	2	5%	40
NORTHWELL HEALTH PLAINVIEW HOSPITAL LABORATORY		31	9	23%	40
CLINICAL PATHOLOGY LABORATORIES, INC		40			40
COASTAL DETOX		40			40
MIAMI CLINICAL RESEARCH CORP			39	100%	39
CAMBRIDGE SECURITY SERVICES		36	3	8%	39
BIOFIRE		7	32	82%	39
CEDAR CREEK AT KINGS BAY INC		39			39

# COVID-19: testing by laboratory

Data through Mar 6, 2021 verified as of Mar 7, 2021 at 09:25 AM

Data in this report are provisional and subject to change.

The numbers in the table below represent the number of Florida and non-Florida residents for whom test results were received by the Department of Health. A person can be tested by more than one laboratory and can have both positive and negative results. **Therefore, the sum of the numbers in each column will be larger than the total number of people tested.**

Reporting lab	Inconclusive	Negative	Positive	Percent positive	Total
LAKELAND REGIONAL HEALTH GATEWAY CENTER		16	23	59%	39
WG BAYPOINT VILLAGE SH LLC		38	1	3%	39
ADVENT HEALTH CENTRA CARE - LAKELAND		30	9	23%	39
MEDEX MEDICAL EXPRESS OF PALATKA LLC			39	100%	39
KESHAV RX LLC		33	6	15%	39
BRIDGEVIEW CENTER LLC□		27	12	31%	39
BAYSHORE PATHOLOGY CONSULTANTS PA		37	2	5%	39
STAT ONE URGENT CARE CENTER		2	37	95%	39
CLINICAL RESEARCH SEQUENCING PLATFORM		8	31	79%	39
GUYAN VALLEY WELLNESS CENTER		32	7	18%	39
BAY COUNTY JAIL ANNEX		34	5	13%	39
CROSSROADS URGENT CARE		24	15	38%	39
CARE 4 U MANAGEMENT, INC			39	100%	39
JUNIPER VILLAGE AT CAPE CORAL		34	5	13%	39
FLORIDA DEPARMENT OF HEALTH CLAY COUNTY		25	13	34%	38
CITRUS COUNTY HEALTH DEPARTMENT		34	4	11%	38
CORNERSTONE PEDIATRICS		28	10	26%	38
CCRC @ SUNFLOWER LLC		35	3	8%	38
ALL AMERICAN URGENT CARE			38	100%	38
BAPTIST URGENT CARE		35	3	8%	38
OCOEE PEDIATRICS		31	7	18%	38
PINES NURSING HOME		36	2	5%	38
MOLECULAR DIAGNOSTICS		5	33	87%	38
STEWARD MEDICAL GROUP, INC		21	17	45%	38
LONG ISLAND JEWISH MED CTR		35	3	8%	38
LAKE INTERNAL MEDICINE ASSOCIATES PA		32	6	16%	38
ST ANTHONYS PRIMARY CARE LLC/JACKSON STREET			38	100%	38
VIP WALK IN CLINIC		19	19	50%	38
HOMEWOOD RESIDENCE AT FREEDOM PLAZA		37	1	3%	38
PANCARE HEALTH - BAY COUNTY - YOUNGSTOWN		34	4	11%	38
AUTUMN OF SARASOTA		12	26	68%	38
BOND CLINIC, PA		9	29	76%	38
M&V SAN JOSE MEDICAL CENTER			38	100%	38
TAYLORVILLE FAMILY MEDICINE		30	7	19%	37
HOLZER HEALTH CENTER		5	32	86%	37
Lehigh Acres Health and Rehabilitation		26	11	30%	37
IMA MEDICAL GROUP POINCIANA		14	23	62%	37
PREMISE HEALTH MIA		1	36	97%	37
OPTUMCARE SOUTH FLORIDA, LLC		30	7	19%	37
THE COLLIER AT NAPLES		36	1	3%	37
PONCE THERAPY CARE CENTER		34	3	8%	37
ANDALUSIA HEALTH		20	17	46%	37
PATHOGENIUS LABORATORIES		30	7	19%	37
BRANDON COMMUNITY HEALTH CENTER		29	8	22%	37
ACCURATE DIAGNOSTIC LAB		35	2	5%	37
GEORGE E WEEMS MEMORIAL HOSPITAL LAB		27	10	27%	37
IMA MEDICAL CENTER		23	14	38%	37

# COVID-19: testing by laboratory

Data through Mar 6, 2021 verified as of Mar 7, 2021 at 09:25 AM

Data in this report are provisional and subject to change.

The numbers in the table below represent the number of Florida and non-Florida residents for whom test results were received by the Department of Health. A person can be tested by more than one laboratory and can have both positive and negative results. **Therefore, the sum of the numbers in each column will be larger than the total number of people tested.**

Reporting lab	Inconclusive	Negative	Positive	Percent positive	Total
GENEXPERT			37	100%	37
FAMILY EXTENDED CARE OF SEBRING INC		35	2	5%	37
CONNECTICUT DEPARTMENT OF HEALTH		22	15	41%	37
HR SARASOTA OPERATOR LLC		25	12	32%	37
ST AUGUSTINE PEDIATRIC ASSOC		33	4	11%	37
ONE MILO		37			37
INNOVATION CLINICAL TRIALS, INC			37	100%	37
BELVEDERE COMMONS OF SUN CITY CENTER□		36			36
MEDEXPRESS - BLOOMIN BRANDS		19	17	47%	36
HARMONY HEALTH OPCO, LLC		15	21	58%	36
WASHINGTON COUNTY HEALTH DEPARTMENT		24	12	33%	36
PROFESSIONAL PEDIATRICS		34	2	6%	36
CORRECTIONAL MEDICAL GROUP		27	9	25%	36
EASTERN SHORE URGENT CARE		25	11	31%	36
NIGHT LITE PEDIATRIC CENTER		10	26	72%	36
LAKE CO EMPLOYEE HEALTH AND WELLNESS CENTER		32	4	11%	36
A & R RESEARCH GROUP		30	6	17%	36
BVL/LITTLE ANGEL PEDIATRICS		36			36
MAKO MEDICAL		21	15	42%	36
MAIN STREET MEDICAL CENTER OF CRESTVIEW PA		19	17	47%	36
LIGHTHOUSE PEDIATRICS OF NAPLES		31	4	11%	35
IRL		4	31	89%	35
MINUTECLINIC DIAGNOSTIC OF RHODE ISLAND, LLC #1544		34	1	3%	35
CDR MAGUIRE - MIAMI BEACH CC MISSION 17388		2	33	94%	35
PRMG - EAST NAPLES	1	23	11	31%	35
POARCH BANC CREEK INDIANS TRIBAL HEALTH DEPARTMENT			35	100%	35
NEUROINTERNATIONAL SARASOTA		32	3	9%	35
WUESTHOFF MEMORIAL HOSPITAL			35	100%	35
MAINSTREET FAMILY URGENT CARE		1	34	97%	35
BENTON HOUSE OF CLERMONT		35			35
LYSTER ACH FT RUCKER AL		32	3	9%	35
ADVENT HEALTH - FISH MEMORIAL		2	33	94%	35
AESTHETIC SURGERY CENTER OF WINTER PARK, THE	3	30	2	6%	35
NCHD		21	14	40%	35
P23 LABS		35			35
BULLS HEAD URGENT CARE		33	2	6%	35
PARKSIDE HEALTH AND REHABILITATION CENTER			35	100%	35
PATHGROUP		9	26	74%	35
MILLENIA ADVANCED SCIENTIFIC LLC			35	100%	35
GUIDEWELL EMERGENCY MEDICINE DOCTORS LLC		12	23	66%	35
ADVANCE URGENT CARE CENTER, LLC		1	34	97%	35
ATRIA SAN PABLO		33	2	6%	35
CAREHERE LAKE SCHOOLS EMPLOYEE HEALTH CENTER		24	11	31%	35
ST. MARYS MEDICAL CENTER		1	34	97%	35
BOCA TOXICOLOGY LLC		33	2	6%	35
COLLIER HMA PHYSICIAN MANAGEMENT LLC		26	8	24%	34
PECONIC BAY MEDICAL CENTER LABORATORY		26	8	24%	34

# COVID-19: testing by laboratory

Data through Mar 6, 2021 verified as of Mar 7, 2021 at 09:25 AM

Data in this report are provisional and subject to change.

The numbers in the table below represent the number of Florida and non-Florida residents for whom test results were received by the Department of Health. A person can be tested by more than one laboratory and can have both positive and negative results. **Therefore, the sum of the numbers in each column will be larger than the total number of people tested.**

Reporting lab	Inconclusive	Negative	Positive	Percent positive	Total
JOHN KNOX VILLAGE OF CENTRAL FLORIDA		30	4	12%	34
SUNSHINE ASSISTED LIVING		34			34
STETSON UNIVERSITY STUDENT HEALTH CENTER		3	31	91%	34
University Hospital		29	5	15%	34
RASHDA ALBIBI M.D. P.A.		31	3	9%	34
MINUTECLINIC DIAGNOSTIC OF SOUTH CAROL		31	3	9%	34
VILLAGE ON THE ISLE□		29	5	15%	34
TUSCAN GARDENS OF DELRAY BEACH MANAGEMENT COMPANY,		34			34
ST LUCIE COUNTY JAIL		25	9	26%	34
PARAMOUNT WALK-IN CLINIC		1	33	97%	34
ORANGE COUNTY CORRECTIONS HEALTH SERVICES		32	2	6%	34
LONG TERM CARE OF GULF BREEZE LLC		30	4	12%	34
SOUTHCOR LABORATORY		4	30	88%	34
MEDCOMP SCIENCES			34	100%	34
COURTYARD GARDENS OF BOYNTON BEACH, LLC		31	3	9%	34
WHITE-WILSON MEDICAL CENTER		23	11	32%	34
ASHTON PLACE	3	27	4	12%	34
NORTH FLORIDA PEDIATRICS - JACKSONVILLE		30	4	12%	34
ENCOMPASS HEALTH REHABILITATION HOSPITAL OF LARGO		31	3	9%	34
REDI-MED WALK IN FAMILY CLINIC			34	100%	34
FLORIDA PEDIATRIC GROUP PA		28	6	18%	34
CVS MINUTE CLINIC DIAGNOSTIC OF NORTH CAROL		27	6	18%	33
WESTWOOD NURSING AND REHABILITATION		28	5	15%	33
Kensington Gardens		33			33
CORAL HOUSE ASSISTED LIVING COMMUNITY LLC		33			33
ALWAYS BEST CARE SENIOR SERVICES		30	3	9%	33
FHMG-FLORIDA HOSPITAL MEDICAL GROUP		24	9	27%	33
THE SPRINGS OF PARC HILL		32	1	3%	33
AHSE ROP		32	1	3%	33
PHYSICIAN ASSOCIATES LLC		26	7	21%	33
PORT SAINT JOHN FAMILY PRACTICE		21	12	36%	33
TALLAHASSEE VA OPC		31	2	6%	33
CENTRAL FLORIDA HEALTH CARE INC WAUCHULA SITE 2		26	7	21%	33
AYERS NURSING AND REHABILITATION CENTER		33			33
SANFORD MOBILE LAB PGA TOUR		32	1	3%	33
VETERAN AFFAIRS MEDICAL CENTER - JAMES J PETERS		30	3	9%	33
PHOSPHORUS DIAGNOSTICS		27	6	18%	33
METRO KNOXVILLE HMA		25	8	24%	33
NIGHT LITE PEDIATRICS URGENT CARE CENTER			33	100%	33
Consulate Health Care of Orange Park		27	6	18%	33
GREENRIDGE GROUP HOME	3	11	19	58%	33
BOND CLINIC		3	30	91%	33
HARBORCHASE OF WELLINGTON CROSSING		31	2	6%	33
LPG CONVENIENT CARE AT METRO		29	3	9%	32
WALK IN MEDICAL URGENT CARE		32			32
Heartland Health Care Center North Sarasota		18	14	44%	32
OPIS COQUINA CENTER		32			32



# COVID-19: testing by laboratory

Data through Mar 6, 2021 verified as of Mar 7, 2021 at 09:25 AM

Data in this report are provisional and subject to change.

The numbers in the table below represent the number of Florida and non-Florida residents for whom test results were received by the Department of Health. A person can be tested by more than one laboratory and can have both positive and negative results. **Therefore, the sum of the numbers in each column will be larger than the total number of people tested.**

Reporting lab	Inconclusive	Negative	Positive	Percent positive	Total
IPSUM DIAGNOSTICS		3	29	91%	32
VILLAGES VA CBOC	2	27	3	9%	32
WESTMINSTER ST AUGUSTINE		32			32
PASSPORT HEALTH ORLANDO		32			32
FLORIDA DEPARTMENT OF HEALTH IN MONROE COUNTY		26	6	19%	32
JACKSON HEALTH SYSTEM		1	31	97%	32
AMMON ANALYTICAL LABORATORIES		28	4	13%	32
Sunrise Health and Rehabilitation Center		28	4	13%	32
JFK MEDICAL CENTER NORTH LAB		1	31	97%	32
VETERANS HOME			32	100%	32
ALAN A SMITH MD LLC		30	2	6%	32
MINUTECLINIC, LLC		28	4	13%	32
BROOKDALE CANOPY OAKS			32	100%	32
COLORADO DEPARTMENT OF HEALTH LABORATORY SERVICES DIVISION			32	100%	32
TRADITIONAL HOME CARE INC		31	1	3%	32
UNION MEDICAL CARE		32			32
JAMAICA HOSPITAL MEDICAL CENTER		28	3	10%	31
COMMUNITY MEDICAL CARE CENTER INC			31	100%	31
UNIPATH		24	7	23%	31
UR CARE FAMILY AND SPORTS MEDICINE			31	100%	31
MIDDLETOWN MEDICAL P C		22	9	29%	31
VETERANS AFFAIRS MEDICAL CENTER - NEW YORK HARBOR		30	1	3%	31
EASYCARE WALK-IN CLINIC	1	11	19	61%	31
AMERICAN ESOTERIC LABORATORIES		15	16	52%	31
SOMA MEDICAL CENTER PA #3			31	100%	31
WELLMED AT NEW TAMPA		22	9	29%	31
VILLA COURT LLC		31			31
MINUTECLINIC DIAGNOSTIC OF MICHIGAN		29	2	6%	31
D W MCMILLAN MEMORIAL HOSPITAL		20	11	35%	31
DISCOVERY COMMONS AT BRADENTON		31			31
MICHAEL J D'AMBROSE MD PA		29	2	6%	31
ALABAMA CLINICS		16	15	48%	31
HEALTH FIRST - VIERA HOSPITAL		1	30	97%	31
SOUTHEASTERN OUTPATIENT SURGERY CENTER		28	3	10%	31
ST JOSEPHS CHILDRENS OUTREACH			31	100%	31
MINUTE CLINIC LLC #2216		29	2	6%	31
REGENCY PARK ASSISTED LIVING FACILITY		29	2	6%	31
BASSETTI MEDICAL RESEARCH INC		25	6	19%	31
COLLIER ANESTHESIA PAIN LLC		31			31
SANTA BARBARA CARE CENTER		18	13	42%	31
LabCorp L#09258130 M#09258125		12	19	61%	31
ENT AND ALLERGY ASSOCIATES OF FLORIDA LLC		30	1	3%	31
ADVENTHEALTH MEDICAL GROUP FAMILY MEDICINE AT RDV		31			31
FLAGLER HOSPITAL INC	2		29	94%	31
RESIDENTIAL PLAZA AT BLUE LAGOON INC		27	3	10%	30
CLINCLOUD, LLC			30	100%	30
COUNTY OF LOS ANGELES			30	100%	30

# COVID-19: testing by laboratory

Data through Mar 6, 2021 verified as of Mar 7, 2021 at 09:25 AM

Data in this report are provisional and subject to change.

The numbers in the table below represent the number of Florida and non-Florida residents for whom test results were received by the Department of Health. A person can be tested by more than one laboratory and can have both positive and negative results. **Therefore, the sum of the numbers in each column will be larger than the total number of people tested.**

Reporting lab	Inconclusive	Negative	Positive	Percent positive	Total
PREMIER URGENT CARE CENTER LLC			30	100%	30
BOCA BIOLISTIC REFERENCE LAB			30	100%	30
DCH REGIONAL MEDICAL CENTER LABORATORY		29	1	3%	30
MEDICAL PAVILION CLINIC		19	11	37%	30
Okeechobee Health Care Facility		16	14	47%	30
UNIVERSITY MEDICAL CTR OF PRINCETON AT		28	2	7%	30
HERITAGE WATERSIDE		27	3	10%	30
WALGREENS COVID-19		26	4	13%	30
ADVENT HEALTH PRIMARY CARE PLUS, WINTER GARDEN		26	4	13%	30
LAKE COUNTY SCHOOLS EMPLOYEE HEALTH CENTER		19	11	37%	30
AMEERAH LABS			30	100%	30
THE TERRACE AT IVY ACRES ALF		11	19	63%	30
VIKOR SCIENTITIC			30	100%	30
MAGNOLIA DIAGNOSTICS, LLC		3	27	90%	30
WEINBERG VILLAGE		29	1	3%	30
ROADS PEDIATRICS,LLC		28	2	7%	30
WE SCREEN LLC		30			30
MINUTECLINIC DIAGNOSTIC OF NORTH CAROLINA		29	1	3%	30
PREMIUM HEALTH SERVICES OF TAMPA BAY LLC		16	13	45%	29
STEWART MELBOURNE HOSPITAL			29	100%	29
DUVAL COUNTY HEALTH DEPARTMENT		29			29
P4CLINICAL	3	2	24	83%	29
SANDALWOOD NURSING CENTER		29			29
UNIV OF ROCHESTER-STRONG MEMORIAL HOSP		28	1	3%	29
PRO HEALTH HARMONY		29			29
PANCARE HEALTH - BONIFAY K-8			29	100%	29
CDC		17	12	41%	29
DAVID LAWRENCE CENTER		25	4	14%	29
COLLIER COUNTY JAIL		29			29
NEMOURS CHILDRENS CLINIC		22	7	24%	29
NURSES HELPING HANDS INC ALF		29			29
WARDE MEDICAL LABORATORY		21	8	28%	29
SUNTREE INTERNAL MEDICINE		29			29
FAST PACE MEDICAL CLINIC		26	3	10%	29
BAY STREET PHARMACY☐		27	2	7%	29
LAKE MARY - STIRLING CENTER SUITE 202			29	100%	29
AMELIA ASSISTED LIVING FACILITY		29			29
HOLLISMED LLC		27	2	7%	29
RENAISSANCE SENIOR LIVING	1	28			29
PERDIDO URGENT CARE		1	28	97%	29
STATEN ISLAND UNIVERSITY HOSPITAL-POUCH		29			29
EVERLYWELL		16	13	45%	29
Wiregrass Rehabilitation Center and Nursing Home		28	1	3%	29
CENTER ONE SURGERY CENTER		24	5	17%	29
EP MEDICAL EQUIPMENT PHARMACY		26	3	10%	29
COMPREHENSIVE CHILDCARE		23	6	21%	29
FAMILY AND INTERNAL MEDICINE AT AVALON PARK		25	4	14%	29

# COVID-19: testing by laboratory

Data through Mar 6, 2021 verified as of Mar 7, 2021 at 09:25 AM

Data in this report are provisional and subject to change.

The numbers in the table below represent the number of Florida and non-Florida residents for whom test results were received by the Department of Health. A person can be tested by more than one laboratory and can have both positive and negative results. **Therefore, the sum of the numbers in each column will be larger than the total number of people tested.**

Reporting lab	Inconclusive	Negative	Positive	Percent positive	Total
PALM GARDEN OF JACKSONVILLE		27	2	7%	29
FAMILY CARE PARTNERS URGENT CARE LLC		23	6	21%	29
JUPITER MEDICAL CENTER PHYSICIANS GROUP, INC		26	3	10%	29
BROOKDALE PHILLIPPI CREEK			28	100%	28
ISLAMORADA VILLAGE OF ISLANDS FIRE RESCUE		26	2	7%	28
PINELLAS INTERNAL MEDICINE ASSOCIATES	1	26	1	4%	28
ORANGE PEDIATRICS			28	100%	28
LAKE PLACID HEALTH AND REHABILITATION		1	27	96%	28
RIVERHEAD URGENT CARE		27	1	4%	28
ST PETER'S BENDER LABORATORY		27	1	4%	28
ATLAN		24	4	14%	28
NORTH PINELLAS CHILDRENS MEDICAL CENTER			28	100%	28
EDEN AT CRESTVIEW		12	16	57%	28
CERON PEDIATRICS & INTEGRATIVE MEDICIN		28			28
MARION PEDIATRICS PA		21	7	25%	28
CARILLON SPORTS AND FAMILY MEDICINE		21	7	25%	28
URGENT CARE CENTER			28	100%	28
ADVENTHEALTH MEDICAL GROUP FAMILY MEDICINE		25	3	11%	28
ASTORIA HEALTH AND REHABILITATION CENTER		27	1	4%	28
OAKMONTE VILLAGE		27	1	4%	28
ACTIVE SENIOR LIVING		26	2	7%	28
ADVANCED URGENT CARE		12	16	57%	28
FAMILY CARE PARTNERS		18	10	36%	28
LAKELAND NURSING AND REHABILITATION CENTER			28	100%	28
PALMS, THE		28			28
LABORATORY ALLIANCE OF CENTRAL NEW YORK		27	1	4%	28
PORT ST LUCIE HOSPITAL		25	3	11%	28
ADULT MEDICINE OF LAKE COUNTY INC			28	100%	28
UCLA HEALTHCARE CLINICAL LABS		23	5	18%	28
Bon Secours Maria Manor		23	5	18%	28
CITY OF CAPE CORAL		24	4	14%	28
ISLAND LAKE CENTER		12	16	57%	28
CHILDREN'S MEDICAL CENTER			28	100%	28
BAPTIST PRIMARY BLACK CREEK SOUTH			28	100%	28
STUART REHABILITATION AND HEALTHCARE		13	15	54%	28
KEY PRIMARY CARE			28	100%	28
Cleveland Clinic Laboratories		4	24	86%	28
A AND R RESEARCH GROUP LLC		25	3	11%	28
MINUTE CLINIC, LLC DBA MINUTECLINIC #4505		25	2	7%	27
HEALTHPARK MEDICAL CENTER ABG LAB		26	1	4%	27
BROOKDALE BRANDON	1	26			27
ROCKLAND URGENT CARE FAMILY HEALTH NP		27			27
BROOKDALE UNIVERSITY HOSPITAL		25	2	7%	27
GULFSIDE HOSPICE INC		24	3	11%	27
SIDDH INC DBA SAN CARLOS PHARMACY		25	2	7%	27
LEXINGTON PLACE SENIOR LIVING COMMUNITY		27			27
ATRIA LADY LAKE		27			27

# COVID-19: testing by laboratory

Data through Mar 6, 2021 verified as of Mar 7, 2021 at 09:25 AM

Data in this report are provisional and subject to change.

The numbers in the table below represent the number of Florida and non-Florida residents for whom test results were received by the Department of Health. A person can be tested by more than one laboratory and can have both positive and negative results. **Therefore, the sum of the numbers in each column will be larger than the total number of people tested.**

Reporting lab	Inconclusive	Negative	Positive	Percent positive	Total
BITTINGS APOTHECARY INC		23	4	15%	27
SPANISH RIVER HIGH SCHOOL ESE		23	4	15%	27
MIGUEL E TREVINO MD PA		23	4	15%	27
ST JOSEPHS HOSPITAL SOUTH HOSPITAL			27	100%	27
INTERIM HEALTHCARE OF NORTHWEST FLORIDA INC		25	2	7%	27
CHILDRENS MEDICAL CENTER			27	100%	27
FORT CAROLINE GARDENS, INC		25	2	7%	27
MINUTECLINIC DIAGNOSTIC OF RHODE ISLAND, LLC #212		27			27
EXPRESS CARE OF BELLEVIEW		27			27
NATIONAL MENTOR HEALTHCARE LLC			27	100%	27
SYNIVERSE WELLNESS CENTER		23	4	15%	27
LONGWOOD CARDIOLOGY			27	100%	27
ACCESS 365 URGENT CARE		8	19	70%	27
WEISS PEDIATRIC CARE LLC		16	11	41%	27
FORT VALLEY STATE UNIVERSITY		27			27
BROOKDALE SOUTHPOINT			27	100%	27
SUNCOAST LABS			27	100%	27
PULMONARY SPECIALISTS OF THE PALM BEACHES		16	10	38%	26
MONTEFIORE NEW ROCHELLE HOSPITAL		24	2	8%	26
RAINBOW PEDIATRICS		1	25	96%	26
OAKTREE HEALTHCARE			26	100%	26
MINUTE CLINIC DIAGNOSTIC OF SC, LLC #75		25	1	4%	26
WAKULLA COUNTY HEALTH DEPARTMENT		12	14	54%	26
ABL MEDICAL CARE LLC			26	100%	26
ADVENT HEALTH PARTIN SETTLEMENT HEALTH PARK		18	8	31%	26
EPIC REFERENCE LABS INC			26	100%	26
MONCRIEF ARMY HEALTH CLINIC			26	100%	26
COLONY CARE CENTER		16	10	38%	26
FLORIDA ENDOSCOPY & SURGERY CTR LLC		26			26
COLORADO DEPARTMENT OF PUBLIC HEALTH AND ENVIRONMENT			26	100%	26
RESIDENCE AT BAY VUE		25	1	4%	26
EAST HILL MEDICAL GROUP		17	9	35%	26
THE MINIER URGENT CARE		20	6	23%	26
LOT HEALTH SERVICES	1	25			26
TGH URGENT CARE - RIVERVIEW			26	100%	26
WIREGRASS CLINIC LLC		21	5	19%	26
LONG BEACH URGENT CARE		26			26
LAKES DIALYSIS CENTER INC			26	100%	26
LOOP PEDIATRICS		22	4	15%	26
BROWARD HEALTH IMPERIAL POINT NURSING			26	100%	26
CIGNA PBSO WEST PALM			26	100%	26
PALM BEACH COUNTY FIRE RESCUE		24	2	8%	26
URGENT FAMILY CARE INC		23	3	12%	26
CAPE CORAL HOSPITAL ABG LABORATORY		13	13	50%	26
WEST BROWARD CARE CENTER		24	2	8%	26
CANTON-POTSDAM HOSPITAL LABORATORY		24	1	4%	25
DOCTOR TODAY TLC LLC			25	100%	25

# COVID-19: testing by laboratory

Data through Mar 6, 2021 verified as of Mar 7, 2021 at 09:25 AM

Data in this report are provisional and subject to change.

The numbers in the table below represent the number of Florida and non-Florida residents for whom test results were received by the Department of Health. A person can be tested by more than one laboratory and can have both positive and negative results. **Therefore, the sum of the numbers in each column will be larger than the total number of people tested.**

Reporting lab	Inconclusive	Negative	Positive	Percent positive	Total
ST. CLOUD HOSPITAL		20	5	20%	25
COASTAL SKIN SURGERY AND DERMATOLOGY		18	7	28%	25
VASSAR BROTHERS MEDICAL CENTER LABORATORY		24	1	4%	25
MD NOW MEDICAL CENTERS INC		3	22	88%	25
TREEHOUSE PEDIATRICS & FAMILY CARE		25			25
ARCPPOINT LABS OF FORT LAUDERDALE		25			25
WESTPAC LABS		1	24	96%	25
UNION CHD		22	3	12%	25
VICK STREET MANOR		25			25
KIVA AT CANTERBURY, LLC		25			25
CITRUS CARE CLINIC			25	100%	25
HUNTINGTON STATION URGENT CARE		24	1	4%	25
RJ LEE GROUP	1	23	1	4%	25
ORLANDO CLINICAL RESEARCH CENTER		23	2	8%	25
THE WATERMARK AT VISTAWILLA		25			25
CARDIOLOGY AND MEDICINE ASSOCIATES INC		25			25
COASTAL COMPLETE CARE		11	14	56%	25
ADVENT HEALTH - LAKE MARY PEDIATRICS		16	9	36%	25
BUREAU OF PUBLIC HEALTH	1	5	19	76%	25
SOUTH FLORIDA DIALYSIS CENTER		8	17	68%	25
LPG PRIMARY CARE AT SURFSIDE		22	3	12%	25
MD BEAUTY LABS, PA		23	2	8%	25
FEDERAL PRISON CAMP PENSACOLA			25	100%	25
ADVENTHEALTH MEDICAL GROUP FAMILY & INTERNAL		9	16	64%	25
TALLAHASSEE DEVELOPMENTAL CENTER		24	1	4%	25
GOOD SAMARITAN HOSPITAL LABORATORY		22	3	12%	25
SANITAS		4	21	84%	25
WOMENS CARE FLORIDA LABORATORY		25			25
MADWAR		19	6	24%	25
GASTROENTEROLOGY ASSOCIATES OF PENSACOLA PA		22	3	12%	25
SUNSHINE PEDIATRICS OF CENTRAL FLORIDA PL		23	2	8%	25
ARCPPOINT LABS OF WEST PALM BEACH			25	100%	25
GRAND LIVING AT LAKEWOOD RANCH		24	1	4%	25
DELRAY BEACH FACIAL PLASTIC SURGERY		25			25
LAKE SHERIFF		24	1	4%	25
MINUTECLINIC DIAGNOSTIC MEDICAL GROUP		23	2	8%	25
PINELLAS 1 HOME HEALTH CARE CORP		25			25
LPG PULMONOLOGY-COCONUT POINT		19	5	21%	24
JOSEPH SCHENKER MD PC DBA CENTERS URGENT		21	3	13%	24
Grand Villa of Clearwater		22	2	8%	24
APOLLO HEALTH & REHABILITATION		18	6	25%	24
SENIOR LIVING IV SUN CITY LLC		17	7	29%	24
HENNEPIN COUNTY MEDICAL CENTER (HCMC)		13	11	46%	24
WESTMINSTER WOODS ON JULINGTON CREEK		22	2	8%	24
SENIOR HEALTH OF WINTER PARK DUNDEE		24			24
THE COMMONWEALTH OF MASSACHUSETTS			24	100%	24
MADISON COUNTY MEMORIAL HOSP		12	12	50%	24



# COVID-19: testing by laboratory

Data through Mar 6, 2021 verified as of Mar 7, 2021 at 09:25 AM

Data in this report are provisional and subject to change.

The numbers in the table below represent the number of Florida and non-Florida residents for whom test results were received by the Department of Health. A person can be tested by more than one laboratory and can have both positive and negative results. **Therefore, the sum of the numbers in each column will be larger than the total number of people tested.**

Reporting lab	Inconclusive	Negative	Positive	Percent positive	Total
MED PLUS FLORENCE		20	4	17%	24
ATRIA AT ST JOSEPHS		24			24
STATE LAB		2	22	92%	24
ROWLETT MIDDLE ACADEMY		22	2	8%	24
AIR, LAND & SEA PHYSICALS & CONSULTATIONS, LLC		23	1	4%	24
PACIFICA SENIOR LIVING FORT MYERS		15	9	38%	24
HEALTH MED CENTERS		24			24
MARTHA'S HOUSE & ASSISTED LIVING FACILITY		24			24
THE LODGE AND REHABILITATION CENTER		9	15	63%	24
CSH LAKE ORIENTA LP		24			24
SPRINGWOOD COURT		19	5	21%	24
VILLAGES REHABILITATION AND NURSING CENTER		24			24
RAINBOW PEDIATRIC CENTER		2	22	92%	24
URGENT CARE USA			24	100%	24
GROWING TOGETHER PEDIATRICS, LLC		20	4	17%	24
WELLOW URGENT CARE		23	1	4%	24
CENTERPLACE HEALTH		3	21	88%	24
JOSEF SCHENKER MD PC		24			24
AVENTIS BIO-SERVICES CTL		24			24
LABORATORY DYNAMICS		20	4	17%	24
PRIME CARE ONE LLC/HARBORCHASE OF VENICE			24	100%	24
Clearwater Center		10	14	58%	24
PHYSICIANS STAT		3	21	88%	24
HOLIDAY MEDICAL ASSOCIATES		1	23	96%	24
SUMMIT MEDICAL GROUP - 75 E NORTHFIELD		22	2	8%	24
FIRST CHOICE PEDIATRICS LOOP		22	2	8%	24
MID FLORIDA PATHOLOGY LLC		23	1	4%	24
MAGNOLIA PEDIATRICS		4	20	83%	24
HERITAGE OAKS ASSISTED LIVING & MEMORY CARE		20	4	17%	24
BREVARD HEALTH ALLIANCE INC		23	1	4%	24
PHYSICIANS PRIMARY CARE OF SW FLORIDA PL		24			24
THE CHAPPEL GROUP RESEARCH		24			24
MINUTE CLINIC DIAGNOSTIC OF VIRGINIA		19	5	21%	24
MINUTECLINIC DIAGNOSTIC OF LOUISIANA		23	1	4%	24
MARYLAND DEPARTMENT OF HEALTH			24	100%	24
COURTYARDS OF ORLANDO		24			24
TARPON BAYOU CENTER			24	100%	24
UNIVERSITY OF ILLINOIS VETERINARY DIAG		23	1	4%	24
MAYO CLINIC JACKSONVILLE		1	23	96%	24
SUNQUEST		3	21	88%	24
NOBLE SENIOR LIVING		3	20	87%	23
PARK WEST MEDICAL CENTER		22	1	4%	23
ISLAND COAST PEDIATRICS PA		22	1	4%	23
PALMETTO PEDIATRICS			23	100%	23
BOCA SIMON LAB		1	22	96%	23
EMORY BENNETT VETERANS NURSING HOME	1	22			23
BIOREFERENCE LABORATORIES INC		3	20	87%	23

# COVID-19: testing by laboratory

Data through Mar 6, 2021 verified as of Mar 7, 2021 at 09:25 AM

Data in this report are provisional and subject to change.

The numbers in the table below represent the number of Florida and non-Florida residents for whom test results were received by the Department of Health. A person can be tested by more than one laboratory and can have both positive and negative results. **Therefore, the sum of the numbers in each column will be larger than the total number of people tested.**

Reporting lab	Inconclusive	Negative	Positive	Percent positive	Total
THORNBURG PEDIATRICS		22	1	4%	23
TIFFANY LAKE CARE CENTERS INC		23			23
LAKEVIEW HEALTH CARE SYSTEMS		9	14	61%	23
PALMS MEDICAL GROUP - LAKE CITY WEST		3	20	87%	23
UNIV OF NORTH ALABAMA HEALTH CENTER		22	1	4%	23
NEW JERSEY		22	1	4%	23
UNIVERSITY HILLS HEALTH AND REHABILITATION CENTER		18	5	22%	23
SARASOTA MEMORIAL NURSING & REHABILITATION CTR		23			23
ENGLEWOOD HOSPITAL AND MEDICAL CENTER		18	5	22%	23
BROOKWOOD BAPTIST MEDICAL CENTER		22	1	4%	23
OMEGA LABORATORIES		19	4	17%	23
CORE LABORATORY		1	22	96%	23
Summit Medical Group Westfield Lab		20	3	13%	23
GRAND VILLA OF NEW PORT RICHEY		16	7	30%	23
GRAND VILLA OF ST. PETERSBURG		21	2	9%	23
ASSISTED LIVING OF BROWARD		23			23
WUESTHOFF MEDICAL CENTER-MELBOURNE			23	100%	23
CARENOW - DOWNTOWN NORTH GULCH		22	1	4%	23
HUNT CLUB PEDIATRIC ASSOCIATES LLC		19	4	17%	23
WOODHOUSE INC		17	6	26%	23
CRESTVIEW IMMEDIATE CARE LL			23	100%	23
CARE HERE		1	22	96%	23
GENETIC TECHNOLOGICAL INNOVATIONS, LLC		11	12	52%	23
CHIPOLA MEDICAL ASSOCIATES		4	19	83%	23
NOVANT HEALTH		17	6	26%	23
FINLAY C. LABORATORY		3	20	87%	23
MINUTECLINIC, LLC #08366		18	5	22%	23
UF HEALTH NORTH JACKSONVILLE			23	100%	23
EGL GENETIC DIAGNOSTICS		1	22	96%	23
ADVENTHEALTH MEDICAL GROUP PULMONOLOGY		20	3	13%	23
CLEARWATER EMPLOYEE HEALTH CLINIC		7	15	68%	22
ADVENT HEALTH EXPRESS		9	13	59%	22
NORTHWEST FLORIDA COMMUNITY HOSPITAL 3RD FLOOR		20	2	9%	22
GLEN COVE HOSPITAL		22			22
ADVENT HEALTH MEDICAL GROUP- FAMILY MEDICINE AT DR. PHILIPS		17	5	23%	22
STEWART MEDICAL GROUP INC			22	100%	22
FLORIDA HOSPITAL LABS		12	10	45%	22
SHORE MEMORIAL HOSPITAL		19	3	14%	22
NAPHCARE, INC.		12	10	45%	22
DIACARTA INC.		22			22
DARDEN WELLNESS CENTER		19	3	14%	22
MEDEXPRESS URGENT CARE - BLOOMINGTON		19	3	14%	22
MARATHON HEALTH FOR LIFE		19	3	14%	22
DALE MEDICAL CENTER		17	5	23%	22
FORT PIERCE FAMILY CARE INC		16	6	27%	22
BAYCARE HEALTH SYSTEMS, LLC			22	100%	22
SANFORD PEDIATRIC ASSOCIATES, PA		20	2	9%	22

# COVID-19: testing by laboratory

Data through Mar 6, 2021 verified as of Mar 7, 2021 at 09:25 AM

Data in this report are provisional and subject to change.

The numbers in the table below represent the number of Florida and non-Florida residents for whom test results were received by the Department of Health. A person can be tested by more than one laboratory and can have both positive and negative results. **Therefore, the sum of the numbers in each column will be larger than the total number of people tested.**

Reporting lab	Inconclusive	Negative	Positive	Percent positive	Total
COMMUNITY HEALTH OF SOUTH FLORIDA			22	100%	22
ADVENTHEALTH MEDICAL GROUP MULTISPECIALTY			22	100%	22
ROBERT H JENKINS JR VETERANS' DOMICILIARY HOME OF		19	3	14%	22
SEAGRASS VILLAGE			22	100%	22
REHAB AND HEALTHCARE CENTER OF CAPE CORAL		22			22
FORT SANDERS REGIONAL LABORATORY		22			22
PULSE MEDICAL GROUP INC			22	100%	22
FLORIDA PEDIATRICS		6	16	73%	22
HUNT CLUB MEDICAL		15	7	32%	22
EBEIDS MD PEDIATRICS		19	3	14%	22
MORNINGSIDE MANOR & VILLA ADULT CARE C		22			22
MOBILE DIVISION LABORATORY		7	15	68%	22
SOLE HEALTH LLC		22			22
CHARLOTTE CHD PORT CHARLOTTE		18	4	18%	22
OLIVE BRANCH HEALTH AND REHABILITATION CENTER			22	100%	22
FAMILY AND AFTER HOURS CARE		22			22
ELAN SPANISH SPRINGS		4	18	82%	22
APOLLO SURGERY CENTER		20	2	9%	22
TEN HEALTHCARE		6	16	73%	22
ROCKLEDEGE REGIONAL MEDICAL CENTER		17	5	23%	22
MINUTE CLINIC DIAGNOSTIC OF VIRGINIA, LLC		22			22
CVS NY4098030POCT NEW YORK		21			21
JEFFERSON K-12, A SOMERSET SCHOOL- CLINIC		17	4	19%	21
GREEN GABLES ASSISTED LIVING FACILITY		21			21
UTAH DEPARTMENT OF HEALTH			21	100%	21
TRIPLE O MEDICAL SERVICES INC		19	2	10%	21
GILCHRIST COUNTY JAIL		19	2	10%	21
ARDEN COURTS OF WINTER SPRINGS		18	3	14%	21
INTERNATIONAL MEDICAL LABORATORY INC		21			21
TOTTENVILLE CIRCLE URGENT CARE		21			21
PRIMECARE OF DOTHAN-DALEVILLE CLINIC		16	5	24%	21
ROSLYN URGENT CARE		21			21
HIGHLANDS COUNTY FIRE RESCUE		21			21
XPRESS URGENT CARE- PORT ST. LUCIE		4	17	81%	21
JOSEF SCHENKER MD PC DBA CENTERS URGENT		19	2	10%	21
GERALD J KIVETT MD		19	2	10%	21
Grand Villa of Deerfield Beach		19	2	10%	21
CONNECTDX		6	15	71%	21
MINUTECLINIC DIAGNOSTIC OF TEXAS		18	3	14%	21
UAH STUDENT HEALTH CENTER		14	7	33%	21
VIRTUA		17	4	19%	21
ERIC C MARSHAL MD, PC DBA MINUTECLINIC		20	1	5%	21
JUPITER MEDICAL CENTER			21	100%	21
BROOKDALE MANDARIN CENTRAL		7	14	67%	21
NEWYORK-PRESBYTERIAN/ LAWRENCE HOSPITAL LABORATORY		19	2	10%	21
TOTAL ACCESS URGENT CARE			21	100%	21
CARESPOT		1	20	95%	21

# COVID-19: testing by laboratory

Data through Mar 6, 2021 verified as of Mar 7, 2021 at 09:25 AM

Data in this report are provisional and subject to change.

The numbers in the table below represent the number of Florida and non-Florida residents for whom test results were received by the Department of Health. A person can be tested by more than one laboratory and can have both positive and negative results. **Therefore, the sum of the numbers in each column will be larger than the total number of people tested.**

Reporting lab	Inconclusive	Negative	Positive	Percent positive	Total
CLINICAL PATHOLOGY LABORATORIES SOUTHEAST			21	100%	21
ROCKLEDGE FAMILY HEALTH			21	100%	21
GRAND VILLA OF ALTAMONTE SPRINGS		14	7	33%	21
ALAN SERURE MD		21			21
ST JUDE CHILDRENS RESEARCH HOSPITAL		21			21
MINUTECLINIC DIAGNOSTIC OF TN PC #378		20	1	5%	21
UPMC CHAUTAUQUA AT WCA LABORATORY		20	1	5%	21
PHYSICIANS CARE		18	3	14%	21
HARBOUR ISLAND PEDIATRICS		12	9	43%	21
MINIMALLY INVASIVE VASCULAR INC		19	2	10%	21
LAKE WORTH MANOR		19	1	5%	20
FLORENCE J HUNT STUDENT WELLNESS CENTER - HEALTH SERVICES (ABBOTT)		20			20
REDITUS LABORATORIES			20	100%	20
BAY PEDIATRICS PA		18	2	10%	20
ADIRONDACK MEDICAL CENTER		20			20
WINSHIPS PHARMACY INC		20			20
NEW YORK METHODIST HOSPITAL		16	4	20%	20
HENDRY REGIONAL CORPORATE HEALTH			20	100%	20
BAYFRONT HMA CONVENIENT CARE, LLC		2	18	90%	20
PONCE PLAZA NURSING & REHAB CENTER		4	16	80%	20
ESTATES MEDICAL CENTER		12	8	40%	20
PBSO WEST PALM FAMILY PRACTICE		1	19	95%	20
TIMBERLANE LODGE ALF	1	12	7	35%	20
WELLMED AT PLANT CITY		10	10	50%	20
JUST FOR KIDS PEDIATRICS		5	15	75%	20
ODYSSEY HEALTHCARE OF MARION COUNTY, LLC		19	1	5%	20
COOPER HEALTHCARE		20			20
WINTER PARK FAMILY PRACTICE LLC		17	3	15%	20
FLUSHING HOSPITAL MEDICAL CENTER		16	4	20%	20
HOWARD BEACH URGENT CARE		20			20
TENNESSEE DEPARTMENT OF HEALTH		15	5	25%	20
SOUTH NASSAU COMMUNITIES HOSPITAL		16	4	20%	20
ORLANDO FAMILY MEDICINE		7	13	65%	20
MEDICAL EXPRESS CORP		18	2	10%	20
MINUTECLINIC DIAGNOSTIC OF PENNSYLVANI		19	1	5%	20
CARESPOT OF NOCATEE		1	19	95%	20
LEE COMMUNITY HEALTHCARE - LEHIGH		19	1	5%	20
VIERA FAMILY MEDICINE AND WELLNESS		16	4	20%	20
SOUTH CAROLINA DEPARTMENT OF HEALTH			20	100%	20
GOOD SAMARITAN SOCIETY OF DAYTONA		16	4	20%	20
CL BRUMBACK PRIMARY CARE CLINIC LANTANA		2	18	90%	20
POINT OF CARE CLINICS PRIMARY CARE		20			20
HALIFAX HEALTH URGENT CARE		3	17	85%	20
BEST MEDICAL CENTER		11	9	45%	20
ST VINCENT'S EAST		18	2	10%	20
TGH MEDICAL GROUP LABORATORY CARROLLWOOD			20	100%	20
STEINHATCHEE DRUGS		16	4	20%	20

# COVID-19: testing by laboratory

Data through Mar 6, 2021 verified as of Mar 7, 2021 at 09:25 AM

Data in this report are provisional and subject to change.

The numbers in the table below represent the number of Florida and non-Florida residents for whom test results were received by the Department of Health. A person can be tested by more than one laboratory and can have both positive and negative results. **Therefore, the sum of the numbers in each column will be larger than the total number of people tested.**

Reporting lab	Inconclusive	Negative	Positive	Percent positive	Total
SHERMAN-ABRAMS LABORATORY INC		17	3	15%	20
CONSOLIDATED LAB SERVICES		10	10	50%	20
PEDIATRIC ASSOCIATES PA		17	3	15%	20
MORRIS PARK URGENT CARE		17	3	15%	20
MARQUES PEDIATRICS			20	100%	20
PROFESSIONAL PARK PEDIATRICS PA			20	100%	20
BETHESDA HEALTH PHYSICIAN GROUP INC			20	100%	20
GRAND VILLA OF PINELLAS PARK		18	2	10%	20
HEALTHY MINORS, LLC.		20			20
MINUTECLINIC, LLC, DBA MINUTECLINIC #2544		18	1	5%	19
MONROE COUNTY DETENTION CENTER			19	100%	19
CENTRAL FLORIDA PEDIATRIC URGENT CARE LLC		17	2	11%	19
SUMMERGATE PHARMACY		17	2	11%	19
GRACE WELLNESS CENTER		8	11	58%	19
BAYVIEW MEDICAL		19			19
SONATA BOYNTON BEACH		17	2	11%	19
DOCTORS MEDICAL CENTER OF WALTON COUNTY CLINIC			19	100%	19
GRAND VILLA OF ORMOND BEACH		16	3	16%	19
INTEGRATED REGIONAL LABORATORIES - LARGO			19	100%	19
BRIDGEWAY HEALTH CLINICS INC			19	100%	19
OCALA OAKS REHABILITATION CENTER		13	6	32%	19
OCEAN REEF MEDICAL CENTER, LLC			19	100%	19
NANO HEALTH ASSOCIATES LLC		19			19
ADEPT INPATIENT MEDICAL SERVICES PC		19			19
GUARDANT HEALTH		14	5	26%	19
NEW YORK PRESBYTERIAN - ALLEN HOSPITAL		19			19
WELLMED AT LAKE COPELAND		13	6	32%	19
MINUTECLINIC DIAGNOSTICS MEDICAL GROUP		18	1	5%	19
OHIO CVS STORES, LLC DBA		17	2	11%	19
LAB INTERMARKET FACILITY LAB		1	18	95%	19
REGENCY SQUARE MALL - SEARS		3	16	84%	19
STONE WASH CLINICAL LABORATORIES		2	17	89%	19
MICHELLE S PAGE MD PA		18	1	5%	19
ESOTERIX GENETIC LABORATORIES		16	3	16%	19
FLORIDA HOSPITAL WINTER GARDEN		15	4	21%	19
NO NAME		8	11	58%	19
ASURANCE SCIENTIFIC LABORATORIES		19			19
WILLAMETTE VALLEY TOXICOLOGY LLC		17	2	11%	19
MED HEALTH SERVICES		18	1	5%	19
ANYLABTESTNOW		6	13	68%	19
TEXAS DEPARTMENT OF STATE HEALTH SERVICES		3	16	84%	19
FLORIDA COMMUNITY HEALTH CENTER OF ST. LUCIE		1	18	95%	19
ADVANCED URGENT CARE CENTER		7	12	63%	19
JACKSON NORTH MEDICAL CENTER		2	17	89%	19
GENTIVA HEALTH SERVICES		17	2	11%	19
Sovereign Laboratory Services, LLC		17	2	11%	19
CLERMONT ADVENTHEALTH CENTRA CARE		1	18	95%	19



# COVID-19: testing by laboratory

Data through Mar 6, 2021 verified as of Mar 7, 2021 at 09:25 AM

Data in this report are provisional and subject to change.

The numbers in the table below represent the number of Florida and non-Florida residents for whom test results were received by the Department of Health. A person can be tested by more than one laboratory and can have both positive and negative results. **Therefore, the sum of the numbers in each column will be larger than the total number of people tested.**

Reporting lab	Inconclusive	Negative	Positive	Percent positive	Total
ROYAL PALM MEDICAL GROUP, INC		19			19
Wesley Place on Honeysuckle		17	2	11%	19
SEVEN RIVERS REGIONAL MEDICAL CENTER		5	14	74%	19
VANDERBILT UNIVERSITY MEDICAL CENTER		16	3	16%	19
COASTAL FAMILY PRACTICE		11	8	42%	19
BARTON FAMILY PRACTICE		8	11	58%	19
ALL PEDIATRIC CARE			19	100%	19
MCWHORTER SCHOOL OF PHARMACY		19			19
LOVING CARE OF THE TREASURE COAST LLC	1	13	5	26%	19
DEPT OF VA MEDICAL CENTER - BAY PINES			18	100%	18
BASSETTI & ASSOCIATES, MD, PA			18	100%	18
OCEANSIDE URGENT CARE		18			18
OSCEOLA ALF OPERATOR, LLC DBA□		18			18
49D2045214PHYSICIAN OFFICEWAIVERMEDEXPRESS URGENT CARE - HARRISONBU		9	9	50%	18
TOTAL RENAL LABORATORIES INC		13	5	28%	18
MADISON CORE LABORATORIES		17	1	6%	18
CABOT RESERVE ON THE GREEN		18			18
MINUTECLINIC #8699		14	4	22%	18
BAYLOR GENETICS		6	12	67%	18
MARION COUNTY HEALTH DEPARTMENT		17	1	6%	18
ST. JUDES LABORATORIES		12	6	33%	18
MOORINGS PARK OAKSTONE AT GREY OAKS		17	1	6%	18
MINUTECLINIC DIAGNOSTIC OF ILLINOIS L		15	3	17%	18
ST ELIZABETH MEDICAL CENTER LABORATORY		17	1	6%	18
BLOCK NATION CHASE		12	6	33%	18
HARTFORD HOSPITAL ANCILLARY LAB		17	1	6%	18
HELIX DIAGNOSTICS			18	100%	18
BAYCARE MEDICAL GROUP INC			18	100%	18
ASCENSION ST VINCENT'S PRIMARY CARE		1	17	94%	18
MEDI STATION			18	100%	18
MINUTECLINIC DIAGNOSTIC OF RHODE ISLAND, LLC #590		17	1	6%	18
Z UROLOGY		18			18
COMMONWEALTH OF MASSACHUSETTS			18	100%	18
KINDRED HOSPITAL OCALA		15	3	17%	18
PALM BAY FAMILY PRACTICE		4	14	78%	18
DIXIE COUNTY HEALTH DEPARTMENT		11	7	39%	18
GENERAL INTERNAL MEDICINE MEDICAL CTR CLINIC		13	5	28%	18
MINUTECLINIC DIAGNOSTIC OF NORTH CAROLINA PC		15	3	17%	18
BOZEMAN HEALTH DEACONESS HOSPITAL		13	5	28%	18
MINUTE CLINIC DIAGNOSTIC OF NEW JERSEY		18			18
WALGREEN EASTERN CO, INC		18			18
TRINITY MEDICAL ASSOCIATES LLC			18	100%	18
GLEN OAKS URGENT CARE		17	1	6%	18
FAMILY CARE CYPRESS CREEK		1	17	94%	18
ADVENT HEALTH - KISSIMMEE		6	12	67%	18
UM MILLER SCHOOL OF MEDICINE			18	100%	18
ACCESS HEALTH CARE PHYSICIANS LLC		6	12	67%	18

# COVID-19: testing by laboratory

Data through Mar 6, 2021 verified as of Mar 7, 2021 at 09:25 AM

Data in this report are provisional and subject to change.

The numbers in the table below represent the number of Florida and non-Florida residents for whom test results were received by the Department of Health. A person can be tested by more than one laboratory and can have both positive and negative results. **Therefore, the sum of the numbers in each column will be larger than the total number of people tested.**

Reporting lab	Inconclusive	Negative	Positive	Percent positive	Total
1 TOUCH TOTALCARE SOLUTIONS		17	1	6%	18
MINUTECLINIC DIAGNOSTIC PA		16	2	11%	18
MULBERRY'S MOBILE PROVIDER SERVICES LLC□		4	14	78%	18
PM PEDIATRICS		17	1	6%	18
TPCA CLINICAL LABORATORIES		15	3	17%	18
CRANES VIEW LODGE			18	100%	18
XPRESS WELLNESS URGENT CARE			18	100%	18
AURORA DIAGNOSTICS		6	12	67%	18
MINUTECLINIC, LLC, DBA MINUTECLINIC #5		15	3	17%	18
COMMUNITY HOME HEALTH CARE		18			18
LEE MEMORIAL HEALTH SYSTEM		15	3	17%	18
WINDSOR WOODS REHAB & HEALTHCARE CTR		17	1	6%	18
HARLEM HOSPITAL CENTER		17	1	6%	18
ENCOMPASS HEALTH REHABILITATION HOSPITAL OF SARASOTA		18			18
CAREHERE- LCS LEESBURG			18	100%	18
FORT WALTON BEACH DEVELOPMENTAL CENTER		16	1	6%	17
Floral Health and Rehabilitation, LLC		16	1	6%	17
MD PLUS URGENT CARE, LLC			17	100%	17
LAKELAND HILLS CENTER		10	7	41%	17
BROOKDALE CROWN POINT			17	100%	17
DIEGO FALLON MD PA		6	11	65%	17
RESOLVE MOLECULAR DIAGNOSTICS		13	4	24%	17
PRATTVILLE BAPTIST HOSPITAL		13	4	24%	17
LABCORP		8	9	53%	17
PRIMARY CARE MEDICINE	1	13	3	18%	17
YUSRA MEDICAL ASSOCIATES PA		14	3	18%	17
AUBURN COMMUNITY HOSPITAL		15	2	12%	17
TANVIR H SHAGAR NP		14	3	18%	17
SHELBY BAPTIST MEDICAL CENTER		12	5	29%	17
THE PALMS PHARMACY, INC		16	1	6%	17
URGENT CARE WEST CLINIC		14	3	18%	17
BAY BREEZE HEALTH AND REHABILITATION CENTER		9	8	47%	17
BAY COUNTY HEALTH DEPARTMENT		13	4	24%	17
DOCTORS CENTER PA,THE		16	1	6%	17
URGENT CARE AT LONGWOOD			17	100%	17
ALBIBI		1	16	94%	17
TENDER CARE ALF		17			17
CARENOW URGENT CARE-BRENTWOOD		11	6	35%	17
PARRISH HEALTH CENTER		14	3	18%	17
A LILIKO'I PHARMACY LLC		16	1	6%	17
THE CANOPY AT HARPER LAKE	1		16	94%	17
CAREATC INC BRANDON	1	15	1	6%	17
WELLINGTON FAMILY PRACTICE		13	4	24%	17
MASSACHUSETTS GENERAL HOSPITAL		1	16	94%	17
HEALTHCARE NOW			17	100%	17
INN AT LAKE SEMINOLE SQUARE, THE		17			17
COAST MED URGENT CARE		16	1	6%	17

# COVID-19: testing by laboratory

Data through Mar 6, 2021 verified as of Mar 7, 2021 at 09:25 AM

Data in this report are provisional and subject to change.

The numbers in the table below represent the number of Florida and non-Florida residents for whom test results were received by the Department of Health. A person can be tested by more than one laboratory and can have both positive and negative results. **Therefore, the sum of the numbers in each column will be larger than the total number of people tested.**

Reporting lab	Inconclusive	Negative	Positive	Percent positive	Total
ROSS MEDICAL GROUP			17	100%	17
LEE MEMORIAL HEALTH SYSTEM D/B/A LEE COMMUNITY		15	2	12%	17
CARESPOT EXPRESS HEALTHCARE			17	100%	17
MARCO DRUGS AND COMPOUNDING		13	4	24%	17
VALLEY IMMEDIATE CARE		15	2	12%	17
JESSIE TRICE COMMUNITY HEALTH SYSTEM, INC		1	16	94%	17
NEWPATH DIAGNOSTICS		11	6	35%	17
COLLEGE POINT URGENT CARE		15	2	12%	17
ROBERT WOOD JOHNSON UNIVERSITY HOSP		15	2	12%	17
BAPTIST MEMORIAL HEALTH CARE		15	2	12%	17
PRIMARY CARE WALK IN CLINIC PLLC			17	100%	17
Citymd Of Lacey		15	2	12%	17
BROOKDALE ST AUGUSTINE			17	100%	17
ST CATHERINE OF SIENA HOSPITAL		15	2	12%	17
UNIVERSITY OF ALABAMA - FUNGAL REFERENCE LABORATORY		12	5	29%	17
UVMCM MICROBIOLOGY		16	1	6%	17
GENETIC TECHNOLOGICAL INNOVATIONS			17	100%	17
URGENT TEAM		14	3	18%	17
MI CASA DORADA ASSISTED LIVING FACILIT		16			16
MEDEXPRESS URGENT CARE, MOON TOWNSHIP		15	1	6%	16
UNIVERSITY LAB			16	100%	16
HOPE HEALTHCARE		16			16
CVS MINUTE CLINIC DIAGNOSTIC OF TEXAS LLC		12	4	25%	16
CLEVELAND CLINIC			16	100%	16
SOMA MEDICAL CENTER PA			16	100%	16
AURORA UNIVERSITY WELLNESS CENTER		16			16
MEDEXPRESS URGENT CARE LEWISBURG		15	1	6%	16
ADVENT HEALTH - ZEPHYRHILLS			16	100%	16
REOPEN DIAGNOSTICS			16	100%	16
STATEN ISLAND UNIVERSITY HOSPITAL		15	1	6%	16
THE MEDICAL GROUP OF SOUTH FLORIDA INC		14	2	13%	16
MORTON PLANT MEASE			16	100%	16
MINUTECLINIC DIAGNOSTIC OF TN PC #6435		14	2	13%	16
MEDICINE AT LONGWOOD		16			16
XERA MED RESEARCH			16	100%	16
ELTINGVILLE CIRCLE URGENT CARE		15	1	6%	16
JOSEPH MIGNOGNA		13	3	19%	16
Lab MSMC Hialeah			16	100%	16
PANAMA CITY VITAS HOSPICE		16			16
CRUCIAL CARE		10	6	38%	16
CVS NC3516POCT WINSTON SALEM		14	2	13%	16
STAT MEDICAL CLINIC III INC		10	6	38%	16
HEALTH CENTRAL HOSPITAL			16	100%	16
SRMC AVALON		9	7	44%	16
MINUTECLINIC MINUTECLINIC #8746		15	1	6%	16
STATCARE URGENT & WALK IN MEDICAL CARE		14	2	13%	16
CLEVELAND CLINIC FLORIDA		1	15	94%	16

# COVID-19: testing by laboratory

Data through Mar 6, 2021 verified as of Mar 7, 2021 at 09:25 AM

Data in this report are provisional and subject to change.

The numbers in the table below represent the number of Florida and non-Florida residents for whom test results were received by the Department of Health. A person can be tested by more than one laboratory and can have both positive and negative results. **Therefore, the sum of the numbers in each column will be larger than the total number of people tested.**

Reporting lab	Inconclusive	Negative	Positive	Percent positive	Total
NOVANT HEALTH GOHEALTH URGENT CARE-HARRISBURG		8	8	50%	16
PRO HEALTH FAMILY PHYSICIANS, NYSTROM		16			16
ST JOSEPH HOSPITAL		15	1	6%	16
INTERNAL MEDICINE ASSOCIATES & SPECIALTIES INC		15	1	6%	16
CARE CENTERS OF NASSAU LLC MINER ROAD NORTH		16			16
ENCOMPASS HOME HEALTH OF THE SOUTHEAST LLC		16			16
MAITLAND PRIMARY CARE		9	7	44%	16
STARLING AT NOCATEE			16	100%	16
BVL PEDIATRICS		14	2	13%	16
SOMA MEDICAL CENTER # 4		2	14	88%	16
BONIFAY NURSING AND REHABILITATION CENTER			16	100%	16
MINUTECLINIC DIAGNOSTIC OF MICHIGAN PC		15	1	6%	16
CALLAWAY CLINIC		11	5	31%	16
MIDNIGHT MEDICINE			16	100%	16
PROMEDICA LABORATORIES		11	5	31%	16
MILLENNIUM PHYSICIAN GRP LLC NAPLES PINE RIDGE			16	100%	16
NORTHWEST FLORIDA SLEEP		1	15	94%	16
HODGES CLUSTER		2	14	88%	16
CARLOS F FUSTER MD PA		16			16
GRAND VILLA OF ENGLEWOOD		12	4	25%	16
ST AUGUSTINE PLANTATION		1	15	94%	16
FAST TRACK URGENT CARE CENTER - TYRONE			16	100%	16
PEACHTREE IMMEDIATE CARE			16	100%	16
URGENT CARE CLINIC OF LINCOLN		14	2	13%	16
ALL FLORIDA FAMILY & SPORTS MEDICINE		15	1	6%	16
NORTHWEST FLORIDA ENT, PA		5	11	69%	16
REGENEXX TAMPA BAY		14	2	13%	16
Casa Mora Rehabilitation & Extended Care		16			16
MIRIMUS INC		1	15	94%	16
JS HEALTHCARE INC		16			16
OKEECHOBEE HEALTHCARE FACILITY			16	100%	16
LAKEWOOD RANCH MEDICAL CENTER CLINICAL LAB			16	100%	16
AJU GEORGE MD PA			15	100%	15
PATHLINE			15	100%	15
WALK IN URGENT CARE			15	100%	15
NOVALIFE MEDSPA			15	100%	15
URGENT CARE USA LLC		1	14	93%	15
FAMILY CARE			15	100%	15
LAKE HOWARD HEIGHTS	1	12	2	13%	15
MILTON 4707		15			15
ENCOMPASS HEALTH REHABILITATION HOSPITAL OF PANAMA CITY		10	5	33%	15
MEDLAB ASSOCIATES LLC		15			15
UNIVERSITY OF MIAMI MILLER SCHOOL			15	100%	15
SINAI HOSPITAL OF BALTIMORE		15			15
TELEVISIT MALABAR PEDIATRICS		5	10	67%	15
CUSTEAD CARE CENTER HAVEN HOSPICE		12	3	20%	15
Astoria Health and Rehab		15			15

# COVID-19: testing by laboratory

Data through Mar 6, 2021 verified as of Mar 7, 2021 at 09:25 AM

Data in this report are provisional and subject to change.

The numbers in the table below represent the number of Florida and non-Florida residents for whom test results were received by the Department of Health. A person can be tested by more than one laboratory and can have both positive and negative results. **Therefore, the sum of the numbers in each column will be larger than the total number of people tested.**

Reporting lab	Inconclusive	Negative	Positive	Percent positive	Total
TMH FSU RAPID LABORATORY		2	13	87%	15
EXPRESS CARE OF TAMPA BAY LLC		2	13	87%	15
BAPTIST MEDICAL CENTER EAST		11	4	27%	15
MEDEXPRESS URGENT CARE - TIMBERLAKE		14	1	7%	15
EXPRESS FAMILY CARE LLC			15	100%	15
HUDSON VALLEY HOSPITAL CENTER LABORATORY		14	1	7%	15
EAR NOSE & THROAT ASSOCIATES OF MANATEE PA		15			15
DIATHERIX		13	2	13%	15
FORT HAMILTON URGENT CARE		15			15
HOLLEY-NAVARRE MEDICAL CLINIC		5	10	67%	15
CLINIC OF PEDIATRICS & GI MEDICINE INC		1	14	93%	15
BAYCARE MEDICAL GROUP INC			15	100%	15
UNAVAILABLE/UNKNOWN/NO INFORMATION FOUND			15	100%	15
MEADOWCREST MOLECULAR DIAGNOSTICS, LLC			15	100%	15
BLOUNT MEMORIAL HOSPITAL		13	2	13%	15
OAKMONTE VILLAGE OF DAVIE			15	100%	15
BESSENT ROAD GROUP HOME		15			15
MEDEXPRESS URGENT CARE - ROBINSON TWP, STEUBENVILLE PIKE		13	2	13%	15
ST VINCENTS AMBULATORY CARE INC DBA		12	3	20%	15
FLORIDA MEDICAL CLINIC - MULTI SPECIALTY CAMPUS		4	11	73%	15
EASTLAKE PEDIATRICS - TRINITY		15			15
CARE NOW, INC		11	4	27%	15
PALM BEACH GARDENS MEDICAL CENTER			15	100%	15
FAMILY CARE CENTER OF ARLINGTON		10	5	33%	15
ST ANTHONY'S HOSP PATIENT CARE SERVICE			15	100%	15
ORLANDO HEALTH		2	13	87%	15
COMMUNITY HEALTH OF SOUTH FLORIDA INC			15	100%	15
BAPTIST MEDICAL GRP URGENT CARE & OCC HEALTH AIRPO		15			15
MC DIAGNOSTIC OF CONNECTICUT, PC #775		14	1	7%	15
FLORIDA DEPARTMENT OF HEALTH IN HILLSBOROUGH COUNTY		1	14	93%	15
FG RAPID RESULTS LLC		8	6	43%	14
MELBOURNE FAMILY PRACTICE		12	2	14%	14
OPTIMAL CARE PEDIATRICS			14	100%	14
HEALTH MED HOME CARE, LLC		14			14
FLORIDA MEDICAL CLINIC IM MLK		9	5	36%	14
MONTEFIORE ST LUKE'S CORNWALL HOSPITAL		10	4	29%	14
ADVANCED HEALTHCARE ASSOCIATES		14			14
EPIPHANY HEALTH		8	6	43%	14
SOUTHEASTERN LABORATORY			14	100%	14
ALASKA PUBLIC HEALTH LAB		1	13	93%	14
RIVERSIDE COTTAGES AT THE SHORES, LLC			14	100%	14
METROPOLITAN CHARITIES INC		13	1	7%	14
Belleair Healthcare Center		8	6	43%	14
ST VINCENT'S URGENT CARE		11	3	21%	14
MINUTECLINIC DIAGNOSTIC OF LOUISIANA,		13	1	7%	14
ADVENT HEALTH - WINTER HAVEN		7	7	50%	14
The Evangelical Lutheran Good Samaritan Society		14			14



# COVID-19: testing by laboratory

Data through Mar 6, 2021 verified as of Mar 7, 2021 at 09:25 AM

Data in this report are provisional and subject to change.

The numbers in the table below represent the number of Florida and non-Florida residents for whom test results were received by the Department of Health. A person can be tested by more than one laboratory and can have both positive and negative results. **Therefore, the sum of the numbers in each column will be larger than the total number of people tested.**

Reporting lab	Inconclusive	Negative	Positive	Percent positive	Total
PRIMARY CARE SPECIALISTS OF ORLANDO LLC		11	3	21%	14
OPIS ISLAND LAKE CENTER		13	1	7%	14
MINUTECLINIC DIAGNOSTIC OF NORTH		13	1	7%	14
BOCA SIMON		2	12	86%	14
DAVITA DIALYSIS		4	10	71%	14
UC HEALTH UNIVERSITY HOSPITAL		11	3	21%	14
PULSE & REMEDY LLC			14	100%	14
MIAMI BEACH MEDICAL GROUP LLC			14	100%	14
TREASURE COAST URGENT CARE			14	100%	14
MINUTECLINIC DIAGNOSTIC OF TN PC #566		12	2	14%	14
TNC WALK IN CLINIC		10	4	29%	14
ADVENTHEALTH MEDICAL GROUP		10	4	29%	14
SOUTHEASTERN UNIVERSITY INC		14			14
ST CLOUD MEDICAL GROUP		12	2	14%	14
NORTHWESTERN MEMORIAL HOSPITAL			14	100%	14
MEDEMERGE		13	1	7%	14
EDWARD S BENNETT MD PLLC		14			14
BAYFRONT MEDICAL			14	100%	14
OPTIONS FOR SENIORS INC DBA PALM KREST MANOR		12	2	14%	14
Terrace of Jacksonville			14	100%	14
PARROTT MEDICAL CLINIC			14	100%	14
IONA COLLEGE HEALTH & WELLNESS CENTER		14			14
STEWART MELBOURNE HOSPITAL, INC	1		13	93%	14
ALAN L MELOTEK MD		14			14
POLK CHD BARTOW		13	1	7%	14
GRAND VILLA OF BOYNTON BEACH		13	1	7%	14
MINUTECLINIC DIAGNOSTIC OF TN, PC 374		10	4	29%	14
LEE PHYSICIAN GROUP		13	1	7%	14
SIGMUND LABS LLC		14			14
CITY OF OCALA EMPLOYEE HEALTH AND WELLNESS CENTER		11	3	21%	14
HEALTHFIRST ADVENT HEALTH CENTRA CARE COCOA BEACH			14	100%	14
TALLAHASSEE PRIMARY CARE ASSOCIATES PA		12	2	14%	14
MINUTECLINIC, LLC #4230		11	3	21%	14
INDIANA STATE DEPARTMENT OF HEALTH		1	13	93%	14
SARASOTA - ROBERT L TAYLOR COMMUNITY CENTER□		1	13	93%	14
PREMIER LABORATORY SERVICES, LLC		5	8	62%	13
MINUTECLINIC DIAGNOSTIC OF TN, PC 6438		11	2	15%	13
COVANCE CENTRAL LABORATORY			13	100%	13
HORIZON MEDICAL GROUP		11	2	15%	13
AVALON MEDICAL WALK IN CLINIC			13	100%	13
BELLEVUE HOSPITAL CENTER DEPARTMENT		13			13
ORCHID COVE		3	10	77%	13
IN-OFFICE LAB		12	1	8%	13
INTERMOUNTAIN CENTRAL LAB		1	12	92%	13
PROHEALTH CARE ASSOCIATES MOBILE		10	3	23%	13
LONG ISLAND JEWISH VALLEY STREAM		12	1	8%	13
VRL EUROFINS - HAWAII		13			13

# COVID-19: testing by laboratory

Data through Mar 6, 2021 verified as of Mar 7, 2021 at 09:25 AM

Data in this report are provisional and subject to change.

The numbers in the table below represent the number of Florida and non-Florida residents for whom test results were received by the Department of Health. A person can be tested by more than one laboratory and can have both positive and negative results. **Therefore, the sum of the numbers in each column will be larger than the total number of people tested.**

Reporting lab	Inconclusive	Negative	Positive	Percent positive	Total
EAR NOSE AND THROAT ASSOCIATES OF MANATEE, P.A.		10	3	23%	13
PPD - IXLAYER		12	1	8%	13
Sunnyside Care Center		13			13
SOUTHEAST FAMILY HEALTHCARE CENTER			13	100%	13
BAYA URGENT CARE LLC		1	12	92%	13
MIAMI BEACH MEDICAL GROUP			13	100%	13
KIMBERLY J HENDERSON MD PC		12	1	8%	13
Grand Villa of Dunedin		7	6	46%	13
COMPREHENSIVE CHILDCARE ASSOCIATES		8	5	38%	13
PARKWEST MEDICAL CENTER		11	2	15%	13
CAREATC			13	100%	13
ORANGE REGIONAL MEDICAL CENTER LABORATORY		10	3	23%	13
BROOKLYN HOSPITAL CENTER DOWNTOWN CAMPUS		13			13
TLC FAMILY CARE HOME INC		13			13
MED TECH SERVICES OF PALM BEACH INC		13			13
UNIVERSITY HOSPITAL UC HEALTH		9	4	31%	13
DESOTO HEALTH AND REHAB LLC		8	5	38%	13
BRYAN WHITFIELD MEMORIAL HOSPITAL		8	5	38%	13
HUNTINGTON URGENT CARE		12	1	8%	13
ARNOT OGDEN MEDICAL CENTER LABORATORY		13			13
KIDSWOOD PEDIATRICS CORP		5	8	62%	13
CORAL LANDING ASSISTED LIVING		11	2	15%	13
MEDEXPRESS URGENT CARE - SEMINOLE SQUA		11	2	15%	13
PHELPS HOSPITAL LABORATORY		11	2	15%	13
SHELBY COUNTY HEALTH CARE CORPORATION		10	3	23%	13
VILLA OF KINGS AND QUEENS OF DELRAY		13			13
CORNER OAK ESTATE LLC		13			13
LABORATORY MEDICINE CONSULTANTS-LMC PA		12	1	8%	13
BROOKDALE DELAND			13	100%	13
CLINICAL LABORATORY SERVICES			13	100%	13
GLENBROOKE AT PALM BAY			13	100%	13
DYNAMIC DNA LAB		1	12	92%	13
Hackensack Umc Mountainside		12	1	8%	13
ESCAMBIA COMMUNITY CLINIC		2	11	85%	13
MAINSTREET FAMILY SELECT		1	12	92%	13
CVS NC7047POCT DURHAM		13			13
SARNO FAMILY PRACTICE		1	12	92%	13
GREENSBORO PATHOLOGY LLC		13			13
MONTEFIORE MEDICAL CENTER LABORATORIES - WEILER		9	4	31%	13
VALDOSTA FAMILY MEDICINE		1	12	92%	13
ROCKLEDGE		3	10	77%	13
HARBOR CHASE OF JACKSONVILLE			13	100%	13
FAMILY MEDICINE OF WESTON LLC		5	8	62%	13
PASSPORT HEALTH OF TAMPA BAY		13			13
FLORIDA STATE HOSPITAL			13	100%	13
CITY OF CLEARWATER EMPLOYEE HEALTH CENTER		4	9	69%	13
WACO HHSSURGEWACO	1	11	1	8%	13

# COVID-19: testing by laboratory

Data through Mar 6, 2021 verified as of Mar 7, 2021 at 09:25 AM

Data in this report are provisional and subject to change.

The numbers in the table below represent the number of Florida and non-Florida residents for whom test results were received by the Department of Health. A person can be tested by more than one laboratory and can have both positive and negative results. **Therefore, the sum of the numbers in each column will be larger than the total number of people tested.**

Reporting lab	Inconclusive	Negative	Positive	Percent positive	Total
INFINITY BIOLOGIX LLC OAKDALE		12	1	8%	13
WORLD WRESTLING ENTERTAINMENT			13	100%	13
BIG BEND HOSPICE INC		13			13
CROSS CARE CENTER			13	100%	13
LUCID DIAGNOSTICS LABS			13	100%	13
LIFE CARE OF PORT SAINT LUCIE		3	9	75%	12
MULBERRY CARE CENTER		7	5	42%	12
MI2297090CV HOLLAND-23D2189684		12			12
IREPERTOIRE_MOL_LAB		12			12
THE VILLAGES HEALTH		7	5	42%	12
FLORIDA DEPT OF HEALTH		4	8	67%	12
SUMMIT ATLANTIC SURGERY CENTER		12			12
BROOKDALE CITRUS			12	100%	12
FLORIDA DEPARTMENT OF HEALTH WASHINGTON COUNTY		7	5	42%	12
WALGREEN		4	8	67%	12
PANCARE HEALTH - WEWA ELEMENTARY			12	100%	12
ADVENTHEALTH MEDICAL GROUP CARE CLINIC AT		8	4	33%	12
MERCY MEDICAL CENTER		5	7	58%	12
MED LABS DIAGNOSTICS		7	5	42%	12
FAMILY MEDICINE AT LONGWOOD			12	100%	12
PRIMECARE AT PORT ORANGE			12	100%	12
OCCUPATIONAL HEALTH CENTERS OF THE SOUTHWEST PA		11	1	8%	12
CVS TN5639POCT FARRAGUT		10	2	17%	12
BAPTIST PRIMARY CARE PONTE VEDRA		6	6	50%	12
GRAND VILLA OF LARGO		10	2	17%	12
NATIONAL GENETICS INST LABCORP		4	8	67%	12
CARE FAST MURABELLA		7	5	42%	12
MADISON COUNTY HEALTH DEPARTMENT		5	7	58%	12
CVS MINUTE CLINIC DIAGNOSTIC OF WISCONSIN		12			12
THE PLAZA AT PARKSQUARE		12			12
RUSSELL MEDICAL CENTER		11	1	8%	12
CARENOW URGENT CARE-WEST END		7	5	42%	12
DEPARTMENT OF PUBLIC HEALTH		12			12
GRAND VILLA OF DEL RAY WEST		11	1	8%	12
MINUTECLINIC DIAGNOSTIC OF TN, PC 4992		12			12
SENIOR HOME CARE INC		12			12
SIGNATURE HEALTHCARE OF MIDDLEBURG		12			12
MIRACLE ALF INC		12			12
ADVENTHEALTH MEDICAL GROUP PEDIATRICS AT		2	10	83%	12
YORKVILLE PEDIATRIC URGENT CARE		12			12
AVENTURA HOSPITAL AND MEDICAL CENTER			12	100%	12
BAPTIST PEDIATRICS		9	3	25%	12
APPLE DIAGNOSTICS LAB		5	7	58%	12
MC DIAGNOSTIC OF CONNECTICUT PC #459		12			12
SURGERY CENTER OF CORAL GABLES LLC,THE		10	2	17%	12
MINUTECLINIC DIAGNOSTIC OF TN PC #320		11	1	8%	12
HAVEN HOSPICE			12	100%	12

# COVID-19: testing by laboratory

Data through Mar 6, 2021 verified as of Mar 7, 2021 at 09:25 AM

Data in this report are provisional and subject to change.

The numbers in the table below represent the number of Florida and non-Florida residents for whom test results were received by the Department of Health. A person can be tested by more than one laboratory and can have both positive and negative results. **Therefore, the sum of the numbers in each column will be larger than the total number of people tested.**

Reporting lab	Inconclusive	Negative	Positive	Percent positive	Total
CVS MINUTE CLINIC, LLC		10	2	17%	12
OHIO STATE UNIVERSITY MEDICAL CENTER			12	100%	12
INNOVATIVE RESEARCH OF WEST FLORIDA		9	3	25%	12
MERIDIAN AT WATERWAYS, THE		10	2	17%	12
MC DIAGNOSTIC OF CONNECTICUT, PC #1960		12			12
BROWARD DIALYSIS			12	100%	12
PT&J REHAB - VILLAGE OF ROYAL PALM BEACH		12			12
WELLMED AT PORT ST LUCIE WEST		8	4	33%	12
MEDEXPRESS URGENT CARE-ALTOONA		10	2	17%	12
NAPHCARE INC		9	3	25%	12
BERGEN NEW BRIDGE M		11	1	8%	12
METHODIST MEDICAL CENTER		9	3	25%	12
MINUTE CLINIC		1	11	92%	12
STATCARE URGENT AND WALK-IN MEDICAL CA		11	1	8%	12
MEDEXPRESS URGENT CARE - MONROE		12			12
FHCP-PORT ORANGE		3	9	75%	12
TMH PHYSICIAN PARTNERS - MONTICELLO		10	2	17%	12
ACADIAN DIAGNOSTIC LABORATORIES		8	4	33%	12
VERITAS RESEARCH CORP			12	100%	12
SAMARITAN MEDICAL CENTER		12			12
WOODLAND TOWERS		6	6	50%	12
FLORIDA PRESBYTERIAN HOMES INC		11	1	8%	12
LPG PRIMARY CARE AT PINE ISLAND		10	2	17%	12
GADSDEN REGIONAL MEDICAL CENTER		12			12
MEDEXPRESS URGENT CARE - LAFAYETTE		11	1	8%	12
GNT ASSOCIATES		11	1	8%	12
ORMOND MEDICAL ARTS		3	9	75%	12
NORTHERN WESTCHESTER HOSPITAL LABORATORY		10	2	17%	12
LAB UNKNOWN		1	11	92%	12
NAPLES GREEN VILLAGE		12			12
COLLIER COUNTY HEALTH DEPT.		7	5	42%	12
CVS MINUTE CLINIC DIAGNOSTIC OF TN #6044		10	2	17%	12
SOMA MEDICAL CENTER, P.A.			12	100%	12
LEON CHD		12			12
GEORGE W FERGUSON MD-CONCIERGE MEDICAL SERVICES PL		11	1	8%	12
MORTON PLANT NORTH BAY HOSPITAL			12	100%	12
SUWANNEE COUNTY JAIL		11	1	8%	12
BAPTIST HEALTH			12	100%	12
Lady Lake Specialty Care			12	100%	12
GLEN OAKS HEALTH AND REHABILITATION CENTER			12	100%	12
ST PETER'S UNIVERSITY HOSPITAL		9	3	25%	12
DAVENPORT PEDIATRICS CLERMONT PA		9	2	18%	11
CARENOW URGENT CARE-HERMITAGE		7	4	36%	11
CVA MINUTE CLINIC DIAGNOSTIC OF VIRGINIA, LLC		11			11
KINGS BAY PEDIATRICS LLC		7	4	36%	11
TROPICANA		5	6	55%	11
MEDEXPRESS URGENT CARE- MARYLAND		10	1	9%	11

# COVID-19: testing by laboratory

Data through Mar 6, 2021 verified as of Mar 7, 2021 at 09:25 AM

Data in this report are provisional and subject to change.

The numbers in the table below represent the number of Florida and non-Florida residents for whom test results were received by the Department of Health. A person can be tested by more than one laboratory and can have both positive and negative results. **Therefore, the sum of the numbers in each column will be larger than the total number of people tested.**

Reporting lab	Inconclusive	Negative	Positive	Percent positive	Total
AZALEA HEALTH		2	9	82%	11
MOUNT DORA PEDIATRICS		9	2	18%	11
ADVENTIST HEALTH SYSTEM FLORIDA DEPT OF HEALTH		7	4	36%	11
CVS HEALTH, #3396		11			11
WELLMED AT SOUTH PARSONS		9	2	18%	11
FIRST CHOICE PEDIATRICS WINTER SPRINGS		10	1	9%	11
DMH STEINHATCHEE FAMILY MEDICINE		8	3	27%	11
CARROLL GARDENS URGENT CARE		11			11
ABC PEDIATRICS OF PORT ST LUCIE		10	1	9%	11
CVS NC187POCT CHARLOTTE		10	1	9%	11
PINELLAS COUNTY HEALTH DEPARTMENT		2	9	82%	11
DOC PAM PA		10	1	9%	11
MHHS All Lab Subsection		11			11
MEDICAL CENTER AFFILIATES WEST PALM			11	100%	11
GENOPTIX MEDICAL LABORATORY		10	1	9%	11
WANTAGH URGENT CARE		8	3	27%	11
TELEVISIT PALM BAY FAMILY PRACTICE		9	2	18%	11
MINUTE CLINIC LLC #5733		11			11
AVALON FAMILY RESORT ASSISTED LIVING LLC		11			11
LEHIGH VALLEY HOSPITAL		3	8	73%	11
St. Annes Nursing Center, St. Annes Residence, Inc.		11			11
ALCOVE ASSISTED LIVING FACILITY		11			11
45TH 1		11			11
GENESIS		7	4	36%	11
REDMED CLINIC OF ARLINGTON		10	1	9%	11
ACCENTCARE		11			11
THE TERRACE OF SAINT CLOUD		9	2	18%	11
CVS NY491POCT JACKSON HEIGHTS		11			11
ORLANDO ORTHOPAEDIC OUTPATIENT SURGERY CENTER LLC		8	3	27%	11
St Joseph's Hospital & Medical Center		10	1	9%	11
Rosewood Healthcare and Rehabilitation Center		5	6	55%	11
FLORIDA HOSPITAL PHYSICIAN GROUP		3	8	73%	11
Solaris Healthcare Pensacola			11	100%	11
LIFE'S SPECIAL MOMENTS INC		11			11
URGENT CARE OF NEW YORK		11			11
MEDEXPRESS URGENT CARE - CHRISTIANBURG		7	4	36%	11
CARINGTON MANOR		11			11
FAMILY PRACTICE ON THE GO		6	5	45%	11
CVS MINUTE CLINIC DIAGNOSTIC PA		9	2	18%	11
CARLOS PORTU MD, PLLC			11	100%	11
WATSON HEALTHCARE		8	3	27%	11
MINUTE CLINIC DIAGNOSTIC OF SOUTH CAROLINA		9	2	18%	11
VITAS HEALTH INC		5	6	55%	11
SEMORAN FAMILY HEALTH LLC		10	1	9%	11
MEYER PEDIATRICS CHTD		11			11
SEBRING PEDIATRICS LLC			11	100%	11
CULINARY INSTITUTE OF AMERICA STUDENT	3	8			11



# COVID-19: testing by laboratory

Data through Mar 6, 2021 verified as of Mar 7, 2021 at 09:25 AM

Data in this report are provisional and subject to change.

The numbers in the table below represent the number of Florida and non-Florida residents for whom test results were received by the Department of Health. A person can be tested by more than one laboratory and can have both positive and negative results. **Therefore, the sum of the numbers in each column will be larger than the total number of people tested.**

Reporting lab	Inconclusive	Negative	Positive	Percent positive	Total
UNIVERSITY CENTRA CARE		10	1	9%	11
ELITE HOME HEALTH SERVICES		11			11
BRIDGE DIAGNOSTICS			11	100%	11
BRONSON FIRE DEPARTMENT		11			11
ACCESS HOME HEALTH OF FLORIDA LLC		11			11
BIOTECH CLINICAL LABORATORIES, INC.		1	10	91%	11
GAMMA DIAGNOSTIC LAB LLC			11	100%	11
Hialeah Nursing And Rehabilitation Center		6	5	45%	11
ASSOCIATES MD CYPRESS CREEK			11	100%	11
RIVERSIDE MEDICAL GROUP		10	1	9%	11
CVS TX8321POCT MCKINNEY		11			11
ILLINOIS DEPT OF PUBLIC HEALTH LAB - SPRINGFIELD			11	100%	11
JOHN W NORRIS III MD PA	1		10	91%	11
AIM LABORATORIES			11	100%	11
COLUMBIA MEMORIAL HOSPITAL		11			11
WINTER PARK CARE AND REHABILITATION			11	100%	11
WALGREENS #04618		10	1	9%	11
FAMILY MEDICINE AT HUNTERS CREEK		11			11
PRIMECARE ACQUISITION FAMILY PRACTICE INC		11			11
MINUTECLINIC DIAGNOSTIC OF TN PC #6415		10	1	9%	11
UMHC/SYLVESTER AT KENDALL		1	10	91%	11
PALM BEACH PATHOLOGY		9	2	18%	11
STATEN ISLAND UNIVERSITY HOSPITAL SEGUINE AVE		10	1	9%	11
NORTH OKALOOSA PHYSICIAN GROUP		10	1	9%	11
NIGHT LITE PEDIATRICS CENTER, LLC		1	10	91%	11
VIRTUA WEST JERSEY HOSPITAL VOORHEES		9	2	18%	11
IGENEX INC		11			11
CVS CA9165POCT SAN DIEGO		10			10
CARENOW URGENT CARE-DONELSON		7	3	30%	10
PHYSICIANS REGIONAL MEDICAL CTR - COLLIER BLVD			10	100%	10
DES PLAINES CLINICAL LAB		3	7	70%	10
NIGHT OWL PEDIATRICS URGENT CARE			10	100%	10
RHODE ISLAND DEPARTMENT OF HEALTH			10	100%	10
URGENT CARE CENTER AT PINNACLE		4	6	60%	10
RIVERWOOD CENTER,THE			10	100%	10
BAYFRONT FAMILY HEALTH CENTER			10	100%	10
LAKE NONA MEDICAL SERVICES		3	7	70%	10
ADVENTIST HEALTH SYSTEM		9	1	10%	10
RICHMOND UNIVERSITY MEDICAL CENTER		8	2	20%	10
NEW JERSEY DEPARTMENT OF HEALTH COMMUNICABLE DISEASE SERVICE		3	7	70%	10
MAINSTREET FAMILY CARE			10	100%	10
APPALACHIAN REGIONAL HEALTHCARE SYSTEM		10			10
MEDEX REGIONAL LABORATORIES LLC		1	9	90%	10
Westchester General Hospital			10	100%	10
MEDEXPRESS URGENT CARE CHARLESTON		6	4	40%	10
LUXOR SCIENTIFIC LLC		1	9	90%	10
LONGWOOD PEDIATRICS LLC			10	100%	10

# COVID-19: testing by laboratory

Data through Mar 6, 2021 verified as of Mar 7, 2021 at 09:25 AM

Data in this report are provisional and subject to change.

The numbers in the table below represent the number of Florida and non-Florida residents for whom test results were received by the Department of Health. A person can be tested by more than one laboratory and can have both positive and negative results. **Therefore, the sum of the numbers in each column will be larger than the total number of people tested.**

Reporting lab	Inconclusive	Negative	Positive	Percent positive	Total
RAYMOND BASRI MD		10			10
MOSOLF PEDIATRICS			10	100%	10
ACCESS PHARMACY		10			10
DELIVER MY MEDS CORP		10			10
BEAUMONT LABORATORY			10	100%	10
RED MOUNTAIN DIAGNOSTICS		10			10
PANCARE HEALTH - VERNON ELEMENTARY			10	100%	10
MINUTECLINIC DIAGNOSTIC OF PA, LLC (1036)		8	2	20%	10
CVS MINUTE CLINIC DIAGNOSTIC MED GRP OF CA		10			10
SUPERIOR RESIDENCES OF CLERMONT		2	8	80%	10
MEDEXPRESS URGENT CARE PARKERSBURG		8	2	20%	10
ONEIDA HEALTHCARE CENTER		8	2	20%	10
ASHRAF MEDICAL GROUP PLLC DBA PULSE M		9	1	10%	10
MEDEXPRESS URGENT CARE - SALEM		6	4	40%	10
URGENT CARE & FAMILY PRACTICE CENTER			10	100%	10
KIDSVILLE PEDIATRICS			10	100%	10
CVS NC7588POCT ASHEVILLE		7	3	30%	10
MOLECULAR PATHOLOGY LABORATORY			10	100%	10
CARENOW URGENT CARE - EAST NASHVILLE		8	2	20%	10
CREATIVE TESTING SOLUTIONS		3	7	70%	10
PLYMOUTH HARBOR INCORPORATED		9	1	10%	10
THE MARY IMOGENE BASSETT HOSPITAL		10			10
CORONA PATHOLOGY		10			10
EMERALD COAST HOSPICE - CRESTVIEW		10			10
CANCER RESEARCH LAB, BOB JONES UNIVERSITY		10			10
BELLE GLADES HEALTH CLINIC			10	100%	10
HCR MANORCARE		10			10
MC DIAGNOSTIC OF CONNECTICUT, PC # 257		9	1	10%	10
Maury Regional Hospital		6	4	40%	10
VITALANT		1	9	90%	10
AMERICAN HOUSE FORT MYERS		10			10
ALACHUA			10	100%	10
CVS NC2357POCT HUNTERSVILLE		9	1	10%	10
ESTATES MEDICAL CENTER INC			10	100%	10
VASCONCELLO COHEN MD PA		9	1	10%	10
SAVANNAH MANOR ASSISTED LIVING COMMUNITY			10	100%	10
CONSULATE HEALTH CARE OF PENSACOLA			10	100%	10
MINUTECLINIC DIAGNOSTIC OF NEW MEXICO		10			10
RICH STREET GROUP HOME		3	7	70%	10
HNL LAB MEDICINE		7	3	30%	10
MEDEXPRESS URGENT CARE - PANTOPS		9	1	10%	10
MONROE COUNTY HOSPITAL		7	3	30%	10
MEDEXPRESS URGENT CARE-KATY		7	3	30%	10
BROWARD HEALTH CARE			10	100%	10
RPC@HODGES		2	8	80%	10
PRORENATA LABS		2	8	80%	10
FAMILY HEALTH CENTER AT PORT ST JOHN		4	6	60%	10

# COVID-19: testing by laboratory

Data through Mar 6, 2021 verified as of Mar 7, 2021 at 09:25 AM

Data in this report are provisional and subject to change.

The numbers in the table below represent the number of Florida and non-Florida residents for whom test results were received by the Department of Health. A person can be tested by more than one laboratory and can have both positive and negative results. **Therefore, the sum of the numbers in each column will be larger than the total number of people tested.**

Reporting lab	Inconclusive	Negative	Positive	Percent positive	Total
CROSSROADS URGENT CARE, PLLC		10			10
AMBRY GENETICS CORPORATION		10			10
PBC PREMIER FAMILY HEALTH			10	100%	10
LAKE BALDWIN CBOC		9	1	10%	10
FLEMING ISLAND CENTER FOR CLINICAL RESEARCH		10			10
COMMUNITY HEALTH CENTER		2	8	80%	10
MEDEXPRESS URGENT CARE - WINCHESTER GATEWAY		8	2	20%	10
NOT INDICATED		1	9	90%	10
ARBORS OF GULF BREEZE, THE		8	2	20%	10
MINUTE CLINIC DIAGNOSTIC OF TEXAS, LLC		10			10
JOHNS HOPKINS MEDICAL LABORATORIES		1	9	90%	10
PERSONAL PEDIATRICS PA		7	3	30%	10
PHASE2 LABS	2	6	2	20%	10
VENICE GREEN VILLAGE		3	7	70%	10
LEE COMMUNITY HEALTHCARE INC CAPE CORAL		10			10
ADVENT HEALTH MEDICAL GROUP FAMILY AND INTERNAL MEDICINE AT AVALON PAR		9	1	10%	10
MEDICAL LABORATORY DIAGNOSTICS			10	100%	10
VETERNANS ADMINISTRATION			10	100%	10
BAYONET POINT HOSPITAL			10	100%	10
BROOKDALE PANAMA CITY		9	1	10%	10
BOCA RATON REGIONAL HOSPITAL LAB			10	100%	10
URGENT MEDICAL CENTER INC		2	8	80%	10
MINUTECLINIC DIAGNOSTIC OF TEXAS LLC		8	2	20%	10
SOMA MEDICAL CENTER, PA #4 FLORIDA MANGO			10	100%	10
HEALTH NETWORK LABORATORIES		6	4	40%	10
ISLAND COAST PEDIATRICS IN-HOUSE LAB		10			10
TENNESSEE DEPARTMENT OF HEALTH (TDH) - CENTRAL LABORATORY		2	8	80%	10
MEDLABS DIAGNOSTICS		8	2	20%	10
HIGH TOWER ALF LLC		9	1	10%	10
MINUTECLINIC DIAGNOSTIC OF RHODE ISLAND		7	3	30%	10
NORTON HEALTHCARE			10	100%	10
MAIMONIDES MEDICAL CENTER		7	3	30%	10
ALABAMA DEPARTMENT OF PUBLIC HEALTH		1	9	90%	10
FRUITVILLE URGENT CARE			10	100%	10
ANYLABTEST NOW		4	6	60%	10
Avalon Healthcare and Rehabilitation Center			10	100%	10
METHODIST HOSPITAL			10	100%	10
MISSOURI DEPARTMENT OF HEALTH AND SENIOR SERVICES			10	100%	10
CBC LAB		3	7	70%	10
WINDSOR OF SAN PABLO, THE		6	3	33%	9
LAKE NONA MEDICAL SERVICE LLC		9			9
ADVENT HEALTH - FOUR CORNERS ER		8	1	11%	9
UNDERGROUND FREE CLINIC		9			9
PRECISION GENETICS			9	100%	9
SOMA MEDICAL CENTER PA #4			9	100%	9
CVS MINUTE CLINIC DIAGNOSTIC OF TN #3293		9			9
GLADES COUNTY DETENTION CENTER			9	100%	9

# COVID-19: testing by laboratory

Data through Mar 6, 2021 verified as of Mar 7, 2021 at 09:25 AM

Data in this report are provisional and subject to change.

The numbers in the table below represent the number of Florida and non-Florida residents for whom test results were received by the Department of Health. A person can be tested by more than one laboratory and can have both positive and negative results. **Therefore, the sum of the numbers in each column will be larger than the total number of people tested.**

Reporting lab	Inconclusive	Negative	Positive	Percent positive	Total
PALM BAY URGENT CARE PL		1	8	89%	9
CHEMISYS LABORATORIES		1	8	89%	9
Signature Healthcare of Ormond		9			9
PATEL MEDICAL VENTURES		8	1	11%	9
ORANGE PARK PEDIATRIC ASSOCIATES		1	8	89%	9
BROWNE MEDICAL		7	2	22%	9
MEDEXPRESS URGENT CARE - BEECH GROVE		8	1	11%	9
MINUTECLINIC, LLC #244		8	1	11%	9
MEDEXPRESS URGENT CARE-LATROBE		9			9
WADSWORTH CENTER - DAVID AXELROD INSTITUTE		8	1	11%	9
MIDMICHIGAN MEDICAL CENTER			9	100%	9
Fouraker Hills Rehab and Nursing			9	100%	9
KISSIMMEE VA OUTPATIENT CLINIC		9			9
ILLINOIS DEPARTMENT OF PUBLIC HEALTH		1	8	89%	9
UCARE			9	100%	9
WESTPAC LABS INC	1		8	89%	9
MINUTE-CLINIC DIAGNOSTIC OF VIRGINIA		8	1	11%	9
MOBILE RESPONSE DIAGNOSTICS LLC		8	1	11%	9
INTEGRATED FAMILY MEDICAL CENTER			9	100%	9
ROSEMONT GARDENS INC		9			9
NORTHWEST FLORIDA COMMUNITY HOSPITAL LABORATORY		8	1	11%	9
HAWTHORNE INN OF LAKELAND		9			9
PRIME MEDICAL CARE, LLC		9			9
MEDEXPRESS URGENT CARE MONACA		9			9
KEY WEST URGENT CARE, INC		3	6	67%	9
NEW YORK PRESBYTERIAN - LOWER MANHATTAN		9			9
LYNN KEEFE, MD PEDIATRICS		6	3	33%	9
OMNI			9	100%	9
MINUTE CLINIC DIAGNOSTIC OF SC, LLC #42		8	1	11%	9
CVS MINUTE CLINIC DIAGNOSTIC		8	1	11%	9
PINELLAS PARK FIRE DEPARTMENT		9			9
ALLIANCE HEALTH AND REHABILITATION CENTER		9			9
MONTEFIORE NYACK HOSPITAL AFFILIATED LABORATORY		9			9
FLORIDA MEDICAL CL ODOM TPA		4	5	56%	9
ENCOMPASS HOME HEALTH OF THE SOUTHEAST LLC		9			9
MEDEXPRESS URGENT CARE - BENTON HARBOR		9			9
REMISE OCCUPATIONAL HEALTH SOLUTIONS INC			9	100%	9
MINUTE CLINIC LLC #1448		8	1	11%	9
CVS PHARMACY NO 274		9			9
MEDEXPRESS URGENT CARE - SWANSEA, N ILLINOIS ST		8	1	11%	9
AFC URGENT CARE - CEDAR GROVE		9			9
MINUTECLINIC, LLC, DBA MINUTECLINIC #6106		7	2	22%	9
PEDIATRIC HEALTH CARE ALLIANCE			9	100%	9
WINDSOR OF GAINESVILLE		9			9
MINUTECLINIC, LLC #4682		5	4	44%	9
MINUTECLINIC, LLC, #4160		6	3	33%	9
LAKEVIEW HEALTH SYSTEMS			9	100%	9

# COVID-19: testing by laboratory

Data through Mar 6, 2021 verified as of Mar 7, 2021 at 09:25 AM

Data in this report are provisional and subject to change.

The numbers in the table below represent the number of Florida and non-Florida residents for whom test results were received by the Department of Health. A person can be tested by more than one laboratory and can have both positive and negative results. **Therefore, the sum of the numbers in each column will be larger than the total number of people tested.**

Reporting lab	Inconclusive	Negative	Positive	Percent positive	Total
ORLANDO HEALTH PHYSICIAN ASSOCIATES		4	5	56%	9
COLLIER BLVD HMA PHYSICIAN MANAGEMENT,, LLC			9	100%	9
CVS MO8590POCT KANSAS CITY		5	4	44%	9
BAYFRONT HEALTH ST PETERSBURG		8	1	11%	9
GULF COAST MEDICAL GROUP		2	7	78%	9
COLLIER HMA PHYSICIAN MANAGEMENT, LLC		1	8	89%	9
CARENOW URGENT CARE-MT JULIET		8	1	11%	9
ASSOCIATES IN MEDICINE		7	2	22%	9
CARENOW URGENT CARE-GREEN HILLS		9			9
VA MEDICAL CENTER			9	100%	9
LOREY ALF		9			9
FLORIDA HOSPITAL WINTER PARK		7	2	22%	9
DAVID LAWRENCE CENTER INC		7	2	22%	9
MAGNOLIA MANOR			9	100%	9
ST JUDE LABORATORIES		7	2	22%	9
CHILDREN'S HEALTHCARE OF ATLANTA/EGLESTON		9			9
NORTHSHORE UNIVERSITY HEALTHSYSTEM EVANSTON HOSPITAL LAB			9	100%	9
Consulate Health Care of Brandon		7	2	22%	9
MINUTECLINIC DIAGNOSTIC OF NORTH CAROLINA, PC		8	1	11%	9
VILLAGE PLACE HEALTH AND REHAB		9			9
FLORIDA MENTOR		7	2	22%	9
NEMOURS CHILDREN'S PRIMARY CARE VERO BEACH			9	100%	9
CHILDREN'S HEALTH CENTER INC.		7	2	22%	9
MINUTECLINIC DIAGNOSTIC OF TN PC #6363		8	1	11%	9
MINUTECLINIC DIAGNOSTIC OF NEW JERSEY, LLC # 7069		9			9
GCPM MANUAL MICROBIOLOGY		1	8	89%	9
ROSECASTLE			9	100%	9
OPTUM SILVER LAKES			9	100%	9
OUR HOME AT BEACON HILL			9	100%	9
EMERGENCY MEDICAL CENTER		3	6	67%	9
FOX FAMILY PRACTICE		9			9
BERRYHILL MANOR		9			9
WESTERN NEW YORK IMMEDIATE MEDICAL CAR		9			9
CVS TN5601POCT LENOIR CITY		9			9
MINUTE CLINIC DIAGNOSTIC OF TN PC #64		9			9
IMMEDIATE CARE PA		7	2	22%	9
CLAYMED OF NORTH FLORIDA			9	100%	9
KEY TRAINING CENTER			9	100%	9
NIGHT LITE PEDIATRICS CENTER		1	8	89%	9
CITY OF NAPLES FIRE RESCUE		7	2	22%	9
MICHIGAN DEPARTMENT OF COMMUNITY HEALTH		1	8	89%	9
ORLANDO MEDICAL CENTER PL		1	8	89%	9
RIVERVIEW REGIONAL MEDICAL CENTER		7	2	22%	9
SAMARITAN HOSPITAL LABORATORY		8	1	11%	9
MINUTECLINIC DIAGNOSTIC OF MINNESOTA		9			9
ANY LAB TEST NOW INC			9	100%	9
BUENA VIDA ESTATES			9	100%	9



# COVID-19: testing by laboratory

Data through Mar 6, 2021 verified as of Mar 7, 2021 at 09:25 AM

Data in this report are provisional and subject to change.

The numbers in the table below represent the number of Florida and non-Florida residents for whom test results were received by the Department of Health. A person can be tested by more than one laboratory and can have both positive and negative results. **Therefore, the sum of the numbers in each column will be larger than the total number of people tested.**

Reporting lab	Inconclusive	Negative	Positive	Percent positive	Total
CLEVELAND TENNESSEE HOSPITAL COMPANY		8	1	11%	9
NATURE COAST REGIONAL MEDICAL CENTER			9	100%	9
FAMILY PRACTICE OF DAVIE INC			9	100%	9
MINUTECLINIC INCORPORATE, LLC		7	2	22%	9
MINUTECLINIC, LLC #1470		9			9
ST JOSEPH WOMENS HOSPITAL			9	100%	9
WESTCHESTER GENERAL HOSPITAL BLOOD GAS LAB			9	100%	9
CVS MINUTE CLINIC DIAGNOSTIC OF TEXAS, LLC		9			9
INSPIRED LIVING AT PALM BAY		7	2	22%	9
ATMORE NURSING CENTER		8	1	11%	9
LAKE CO SCHOOLS EMPLOYEE HEALTH & WELLNESS CENTER	1	6	2	22%	9
ORLANDO ORTHOPAEDIC OUTPATIENT SURGERY CENTER		5	4	44%	9
UNIVERSITY MEDICAL CENTER		8	1	11%	9
MINUTECLINIC DIAGNOSTIC OF OKLAHOMA		7	2	22%	9
Manor Care of Dunedin		6	3	33%	9
BRENNITY AT VERO BEACH, THE			9	100%	9
MINUTECLINIC DIAGNOSTIC OF VIRGINIA		8			8
MEDEXPRESS ELKINS		8			8
PALMS WEST HOSPITAL			8	100%	8
LIFELINK TISSUE BANK D/B/A LIFELINK TISSUE BANK		7	1	13%	8
NASCAR EVENT MANAGEMENT, LLC		8			8
FOUNTAINVIEW BY FIVE STAR QUALITY CARE		7	1	13%	8
MINUTECLINIC, LLC #1492		8			8
UHEALTH UNIVERSITY OF MIAMI			8	100%	8
VIBRANT AMERICA		6	2	25%	8
APEX HOME HEALTH CARE		7	1	13%	8
LAB UNKNOWN		6	2	25%	8
GENEUS DIAGNOSTICS			8	100%	8
URGENT TEAM MANAGEMENT OF TENNESSEE		7	1	13%	8
MINUTECLINIC DIAGNOSTIC OF ILLINOIS LL		8			8
SEA LEVEL LABS			8	100%	8
HEALTHPARK MEDICAL CTR NURSING SVC		8			8
PALM BEACH COUNTY HEALTH DEPARTMENT LABORATORY			8	100%	8
PALM BEACH CDH - DELRAY BEACH			8	100%	8
CVS MINUTE CLINIC DIAG OF IND, LLC #6549		8			8
DOH-TAMPA BRANCH LABORATORY (MLK BLVD)		4	4	50%	8
THOMAS JEFFERSON UNIVERSITY HOSPITAL		4	4	50%	8
ADVANCED RESEARCH FOR HEALTH IMPROVEMENT		6	2	25%	8
CVS MINUTE CLINIC DIAGNOSTIC PA #3060		7	1	13%	8
MINUTECLINIC DIAGNOSTICS OF IND, LLC		8			8
DOCTOR'S IN HOUSE LAB			8	100%	8
HOLY NAME MEDICAL CENTER	1	6	1	13%	8
PUTNAM FAMILY CARE INC		3	5	63%	8
SMH PHYSICIAN SERVICES INC		8			8
OKLAHOMA STATE DEPARTMENT OF HEALTH-PUBLIC HEALTH LABORATORY			8	100%	8
INTERNAL MEDICINE AND AESTHETICS OF NAPLES LLC		8			8
MEDICANA NURSING AND REHAB CENTER			8	100%	8

# COVID-19: testing by laboratory

Data through Mar 6, 2021 verified as of Mar 7, 2021 at 09:25 AM

Data in this report are provisional and subject to change.

The numbers in the table below represent the number of Florida and non-Florida residents for whom test results were received by the Department of Health. A person can be tested by more than one laboratory and can have both positive and negative results. **Therefore, the sum of the numbers in each column will be larger than the total number of people tested.**

Reporting lab	Inconclusive	Negative	Positive	Percent positive	Total
CVS NJ617POCT CEDAR GROVE		7	1	13%	8
INTERNAL MEDICINE ASSOCIATES OF JACKSON HOSPITAL			8	100%	8
ST LUKES ROOSEVELT LABORATORY		7	1	13%	8
HUNTINGTON VILLAGE URGENT CARE		8			8
BARTON PARKER OD PC		8			8
MONTEFIORE MEDICAL CENTER LABORATORIES - NORTH		8			8
ALLINA HEALTH - ABBOTT NORTHWESTERN HOSPITAL		5	3	38%	8
ST. JOSEPH HOSPITAL AND HEALTH CARE INC.			8	100%	8
PUTNAM COUNTY EMERGENCY RESCUE SERVICE		5	3	38%	8
ROBERT WOOD JOHNSON HOSPITAL		7	1	13%	8
DOCTOR'S IN-HOUSE LAB/COMMUNITY HEALTH CENTERS OF PINELLAS - CLEARWATE			8	100%	8
PENSACOLA CLUSTER			8	100%	8
MED & CO INVESTMENT LLC		7	1	13%	8
VAIL VALLEY MEDICAL CENTER			8	100%	8
MINUTECLINIC DIAGNOSTIC OF SC, LLC #2		7	1	13%	8
MEDEXPRESS URGENT CARE - WASHINGTON		6	2	25%	8
MINUTE-CLINIC DIAGNOSTIC OF VIRGINIA, LLC #2003		5	3	38%	8
VIGILINT HEALTHCARE		6	2	25%	8
EXECUTIVE MEDICAL SERVICES		8			8
SURGOINSVILLE PHARMACY		8			8
MINUTECLINIC DIAGNOSTIC OF TN PC #386		7	1	13%	8
HEALTHMARK REGIONAL HOSPITAL LAB		4	4	50%	8
BAPTIST OUTPATIENT			8	100%	8
HARBORCHASE OF DR PHILLIPS		7	1	13%	8
SOUTH FLORIDA BAPTIST HOSPITAL			8	100%	8
SOMA MEDICAL CENTER MD PA #7 PEDIATRICS			8	100%	8
WATERFORD AT CREEKSIDE, THE			8	100%	8
IU HEALTH PATHOLOGY		1	7	88%	8
NEMOURS CHILDREN'S URGENT			8	100%	8
WELLIGENT		1	7	88%	8
ST CLOUD PHYSICIAN MANAGMENT LLC		7	1	13%	8
CVS MINUTE CLINIC DIAGNOSTIC OF VIRGINIA		8			8
X-GENE MOLECULAR LABS		1	7	88%	8
MINUTECLINIC, LLC, MINUTECLINIC #7637		6	2	25%	8
CVS MINUTE CLINIC DIAGNOSTIC OF TEXAS,LLC		6	2	25%	8
CAREPOINT CLINIC		5	3	38%	8
HIRAM COLLEGE HEALTH CENTER (ABBOTT)		8			8
JOHN T MATHER MEMORIAL HOSPITAL LABORATORY		7	1	13%	8
DOTHAN PEDIATRIC CLINIC			8	100%	8
CIGNA ONSITE HEALTH LLC		2	6	75%	8
MAGNOLIA PEDIATRICS GROUP LLC			8	100%	8
ST CHARLES HOSPITAL LABORATORY		8			8
MINUTECLINIC DIAG OF IND, LLC #6697		8			8
LEMOYNE COLLEGE WELLNESS CENTER FOR		8			8
NEW HAMPSHIRE DEPARTMENT OF HEALTH AND HUMAN SERVICES		3	5	63%	8
LAKELAND REGIONAL HEALTH GRASSLANDS		7	1	13%	8
WALK-IN MEDICAL CARE			8	100%	8

# COVID-19: testing by laboratory

Data through Mar 6, 2021 verified as of Mar 7, 2021 at 09:25 AM

Data in this report are provisional and subject to change.

The numbers in the table below represent the number of Florida and non-Florida residents for whom test results were received by the Department of Health. A person can be tested by more than one laboratory and can have both positive and negative results. **Therefore, the sum of the numbers in each column will be larger than the total number of people tested.**

Reporting lab	Inconclusive	Negative	Positive	Percent positive	Total
ST VINCENT'S ST CLAIR		5	3	38%	8
LPG PRIMARY CARE AT BONITA BAY LIFESTYLE CENTER		7	1	13%	8
JX REF LAB			8	100%	8
CARE ATC - CITY OF BOYNTON BEACH	1	2	5	63%	8
FHPG_EXP CARE W HILLSBOROUGH			8	100%	8
CLEARWATER PEDIATRIC CARE		1	7	88%	8
MINUTECLINIC LLC (1435)		7	1	13%	8
MINUTECLINIC DIAGNOSTIC OF NEW JERSEY,		7	1	13%	8
MINUTE CLINIC LLC #10203		6	2	25%	8
BLOOMINGDALE PEDIATRIC ASSOCIATES PA			8	100%	8
CVS PA6902POCT BRYN MAWR		6	2	25%	8
FLORIDA KEYS CONCIERGE MEDICINE, LLC		6	2	25%	8
FHCP-ORANGE CITY			8	100%	8
MINUTECLINIC, LLC, DBA MINUTECLINIC #6		8			8
GENE STREET LABORATORIES, LLC		6	2	25%	8
CIAN DIAGNOSTICS			8	100%	8
CONSULATE HEALTH CARE		7	1	13%	8
ARTHREX MEDICAL CENTER EAST		4	4	50%	8
LIFE CARE CITRUS COUNTY			8	100%	8
LMH SKILLED NURSING UNIT		8			8
MID-HUDSON VALLEY DIVISION OF WESTCHESTER MEDICAL		8			8
CAN COMMUNITY HEALTH, INC		8			8
ALBION COLLEGE (ABBOTT)		8			8
DORAL URGENT CARE			8	100%	8
GRAND AVE PHARMACY		1	7	88%	8
ALACHUA COUNTY HEALTH DEPARTMENT		1	7	88%	8
ATLANTIC CONSOLIDATED LABORATORY		8			8
DYNAMIC HEALTH CENTERS INC		4	4	50%	8
ALLEGRO - TAMPA	1	4	3	38%	8
NITIN BAWA PROFESSIONAL ASSOCIATES			8	100%	8
LAKE CONWAY URGENT CARE LLC		2	6	75%	8
CVS MINUTE CLINIC DIAGNOSTIC OF NEW JERSEY		8			8
MINUTECLINIC DIAGNOSTIC OF TN PC #242		5	3	38%	8
VETERANS AFFAIRS MEDICAL CENTER - OUTPATIENT			8	100%	8
SYLVESTER AT PLANTATION LABORATORY		7	1	13%	8
DEPARTMENT OF HEALTH- CITRUS COUNTY		1	7	88%	8
PACIFICA SUNRISE☐			8	100%	8
FLORIDA CLINICAL LAB		1	7	88%	8
ORMOND BEACH CENTRA CARE			8	100%	8
EC OPCO TIMBERLIN PARC LLC		8			8
MEDEXPRESS URGENT CARE, BUTLER		5	3	38%	8
JACKSON CLINIC PA,THE		4	4	50%	8
MINUTECLINIC, LLC #05038		8			8
UNIVERSITY HOSPITALS OF CLEVELAND		4	4	50%	8
TRUE HEALTH		5	3	38%	8
FAST PACE MEDICAL CLINIC PLLC		6	2	25%	8
West Gate Village, LLC		8			8

# COVID-19: testing by laboratory

Data through Mar 6, 2021 verified as of Mar 7, 2021 at 09:25 AM

Data in this report are provisional and subject to change.

The numbers in the table below represent the number of Florida and non-Florida residents for whom test results were received by the Department of Health. A person can be tested by more than one laboratory and can have both positive and negative results. **Therefore, the sum of the numbers in each column will be larger than the total number of people tested.**

Reporting lab	Inconclusive	Negative	Positive	Percent positive	Total
FLORIDA HEART AND VASCULAR MULTISPECIALTY GROUP		8			8
CURATIVE		1	7	88%	8
STPET		6	2	25%	8
Sunset Lake Health and Rehabilitation Center		8			8
BENSONHURST URGENT CARE		8			8
LANE PEDIATRICS PA			8	100%	8
JOHNS HOPKINS ALL CHILDRENS			8	100%	8
MINUTECLINIC DIAGNOSTIC OF TN PC #5671		5	3	38%	8
DOH JACKSONVILLE CENTRAL LABORATORY		3	5	63%	8
THE WOLFF CENTER FOR CHILD & ADOLESCENT HEALTH			8	100%	8
DR PHILLIPS MEDICAL WELLNESS CENTER		8			8
UNIVERSITY OF MIAMI MILLER SCHOOL OF MEDICINE			8	100%	8
BEAUMONT EMERGENCY CENTER			8	100%	8
Nashville Central Laboratory		8			8
GRAND VILLA OF MELBOURNE		6	2	25%	8
SOUTHEASTERN PEDIATRIC ASSOCIATES			8	100%	8
ARCHBOLD MEMORIAL HOSPITAL/LAB		3	5	63%	8
WHITE SANDS OUTPATIENT SERVICES (WSOP SERVICES LLC		8			8
GOLISANO CHILDREN'S HOSPITAL OF SOUTHWEST FLORIDA		6	2	25%	8
NORTHSIDE HOSPITAL		2	6	75%	8
CVS HEALTH MINUTE CLINIC		1	7	88%	8
BIOTECH PHARMACEUTICAL GROUP LLC			8	100%	8
BLOOMING GARDENS OF CARE INC		8			8
MEDEXPRESS URGENT CARE - FORT WORTH S		7	1	13%	8
PALM POINT BEHAVIORAL HEALTH		7			7
CVS OH2543POCT CANFIELD		5	2	29%	7
CVS HEALTH, #2043		7			7
GRAND VILLA OF PALM COAST		7			7
ST. CLOUD PHARMACY AND WELLNESS CENTER		3	4	57%	7
KENDALL REGIONAL MEDICAL CNTR			7	100%	7
MINUTECLINIC DIAGNOSTIC OF MAINE, LLC		5	2	29%	7
LAKE PEDIATRICS			7	100%	7
NORTHDALE REHABILITATION CENTER			7	100%	7
Parkside Villa		7			7
LYNMOORE,THE		7			7
MC DIAGNOSTIC OF CONNECTICUT , PC # 3		5	2	29%	7
CAYUGA COUNTY HEALTH DEPARTMENT		6	1	14%	7
DELAWARE DEPARTMENT OF HEATH		6	1	14%	7
BAYSIDE LABORATORIES INC		7			7
MINUTECLINIC DIAGNOSTIC OF TN PC #643		5	2	29%	7
URGENT CARE OF LONGWOOD			7	100%	7
ELLIS HOSPITAL LABORATORY		6	1	14%	7
MEDEXPRESS URGENT CARE - HOT SPRINGS		7			7
NEMOURS CHILDREN'S HOSPITAL			7	100%	7
EXPRESS TEST			7	100%	7
HOLY GARDEN ALF, INC.		7			7
MANATEE PEDIATRICS			7	100%	7

# COVID-19: testing by laboratory

Data through Mar 6, 2021 verified as of Mar 7, 2021 at 09:25 AM

Data in this report are provisional and subject to change.

The numbers in the table below represent the number of Florida and non-Florida residents for whom test results were received by the Department of Health. A person can be tested by more than one laboratory and can have both positive and negative results. **Therefore, the sum of the numbers in each column will be larger than the total number of people tested.**

Reporting lab	Inconclusive	Negative	Positive	Percent positive	Total
ST. PETERSBURG PEDIATRICS			7	100%	7
KEYSTONE PLACE AT NAPLES PRESERVE		4	3	43%	7
SIMEDHEALTH LLC		2	5	71%	7
HEALTH CARE LABORATORY SERVICES		1	6	86%	7
MERCY HEALTH—MUSKEGON		6	1	14%	7
BAYCARE MEDICAL GROUP		1	6	86%	7
FLORIDA CENTER FOR DERMATOLOGY LABORATORY			7	100%	7
COMPASSION PEDIATRICS		3	4	57%	7
KETAMINE HEALTH CENTERS AT BONITA SPRINGS, LLC		7			7
PBC FOUND CARE INC			7	100%	7
ST CLOUD COMPOUNDING PHARMACY & WELLNESS CENTER		7			7
MEDEXPRESS URGENT CARE - MAPLE DRIVE		7			7
DALLAS COUNTY HEALTH AND HUMAN SERVICES			7	100%	7
MEDEXPRESS URGENT CARE - CULPEPER		7			7
GILCHRIST COUNTY FIRE DEPARTMENT		4	3	43%	7
MEDEXPRESS URGENT CARE - MIDLOTHIAN		6	1	14%	7
ORLANDO FAMILY MEDICAL INC		7			7
ORTHOPAEDIC SURGERY CENTER		7			7
PREMIUM HEALTH CARE			7	100%	7
Thermopolis Rehabilitation Wellness		7			7
CLAY PRIMARY & FAMILY CARE LLC			7	100%	7
MEDEXPRESS URGENT CARE-DUBOIS		7			7
CHAPTERS HEALTH HOSPICE		7			7
SONORA QUEST LABORATORIES			7	100%	7
EP LTC PHARMACY		5	2	29%	7
BROOKDALE LAKE ORIENTA			7	100%	7
GRACE COMMUNITY PHARMACY			7	100%	7
NEOGENOMICS LABORATORIES, INC		7			7
MINUTE CLINIC LLC #4017		7			7
FLORIDA DIGESTIVE AND LIVER SPECIALIST		7			7
MEDI-DRUG INC		6	1	14%	7
ORLANDO ORTHOPAEDIC CENTER		5	2	29%	7
HEALTH AND WELLNESS CENTER		1	6	86%	7
OCALA FAMILY MEDICAL CENTER		7			7
MINUTE CLINIC INCORPORATE		7			7
GRAND VILLA OF DELRAY EAST		7			7
FLORIDA HOSPITAL APOPKA		6	1	14%	7
UNIVERSITY OF WASHINGTON MEDICAL CENTER			7	100%	7
SUPERIOR RESIDENCES AT CALA HILLS		7			7
LEPE'S HOUSE			7	100%	7
PEDIATRICS URGENT CARE, LLC			7	100%	7
CVS PHARMACY #8800		5	2	29%	7
CRESTWOOD MEDICAL CENTER		5	2	29%	7
MINUTE CLINIC LLC #2775		7			7
BALTIMORE CITY HEALTH DEPT COMMUNICABLE DISEASES AND EPIDEMIOLOGY			7	100%	7
CVS MINUTE CLINIC, LLC #22		6	1	14%	7
DOTHAN WEST FAMILY MEDICINE		5	2	29%	7



# COVID-19: testing by laboratory

Data through Mar 6, 2021 verified as of Mar 7, 2021 at 09:25 AM

Data in this report are provisional and subject to change.

The numbers in the table below represent the number of Florida and non-Florida residents for whom test results were received by the Department of Health. A person can be tested by more than one laboratory and can have both positive and negative results. **Therefore, the sum of the numbers in each column will be larger than the total number of people tested.**

Reporting lab	Inconclusive	Negative	Positive	Percent positive	Total
Florida Clinical Laboratory		1	6	86%	7
CAPRONA GROUP HOME		1	6	86%	7
VICTORIAN MANOR		2	5	71%	7
FLORIDA CANCER SPECIALISTS & RESEARCH INSTITUTE		6	1	14%	7
MEDEXPRESS URGENT CARE, JOHNSTOWN		6	1	14%	7
DIAGNOSTIC CLINIC		6	1	14%	7
ECLRS		2	5	71%	7
CVS TX7827POCT ROUND ROCK		7			7
NORTH FLORIDA PHARMACY		7			7
CARESOUTH HHA HOLDINGS OF TALLAHASSEE LLC		7			7
MIAMI BEACH COMMUNITY HEALTH CENTER INC			7	100%	7
ADVENT HEALTH APOPKA		3	4	57%	7
LEE COUNTY HEALTH DEPARTMENT		4	3	43%	7
TRUE HEALTH DIAGNOSTICS		1	6	86%	7
MEDEXPRESS URGENT CARE - CLARKSBURG		7			7
COMMUNITY MEDICAL AND DENTAL CARE INC		7			7
MINUTECLINIC #2860		5	2	29%	7
LONG ISLAND JEWISH FOREST HILLS HOSPITAL		7			7
JUPITER CLINIC			7	100%	7
PEDIATRICS OF CENTRAL FLORIDA		5	2	29%	7
ST VINCENT'S CHILTON		5	2	29%	7
EMBRY-RIDDLE AERONAUTICAL UNIVERSITY HEALTH			7	100%	7
BRADENTON PHYSICIANS MEDICAL CENTER			7	100%	7
CARENOW URGENT CARE-MADISON		7			7
PANCARE HEALTH - HOSFORD SCHOOL			7	100%	7
CVS NC4165POCT BREVARD		5	2	29%	7
MODMD LABORATORY		7			7
RIVER OAKS TREATMENT CENTER			7	100%	7
FLORIDA SCHOOL FOR THE DEAF AND THE BLIND			7	100%	7
MIAMI COMPREHENSIVE MEDICINE GROUP PA		4	3	43%	7
Baptist Village Retirement Communities		7			7
NORTHERN DUTCHESS HOSPITAL LABORATORY		5	2	29%	7
EL PARAISO HOME INC		7			7
PASSPORT HEALTH			7	100%	7
FHMG_FM AND IM AVALON PARK		2	5	71%	7
UF HEALTH			7	100%	7
BOCA BIOLISTICS LLC			7	100%	7
IRL MARKET LAB			7	100%	7
DOCTORS CLINICAL LABORATORY, INC		5	2	29%	7
OPTUM PRIMARY CARE - FOUNTAIN OAKS		3	4	57%	7
JUPITER ISLAND PUBLIC SAFETY		5	2	29%	7
MC DIAGNOSTIC OF CONNECTICUT, PC #1966		7			7
LEE COMMUNITY HEALTHCARE INC NORTH FORT MYERS		7			7
NORTH PINELLAS CHILDRENS MEDICAL CENTER INC			7	100%	7
FAMILY MEDICINE MEDICAL DRIVE		7			7
WILDLIGHT LAB			7	100%	7
FLORIDA HOSPITAL KISSIMMEE		4	3	43%	7

# COVID-19: testing by laboratory

Data through Mar 6, 2021 verified as of Mar 7, 2021 at 09:25 AM

Data in this report are provisional and subject to change.

The numbers in the table below represent the number of Florida and non-Florida residents for whom test results were received by the Department of Health. A person can be tested by more than one laboratory and can have both positive and negative results. **Therefore, the sum of the numbers in each column will be larger than the total number of people tested.**

Reporting lab	Inconclusive	Negative	Positive	Percent positive	Total
WALGREEN #6538		7			7
LAWTON CHILES HEALTH CENTER		1	6	86%	7
NORTH FLORIDA MEDICAL CENTERS INC		1	6	86%	7
MEDEXPRESS URGENT CARE - STAUNTON		3	4	57%	7
HEARTLAND PEDIATRICS OF LAKE PLACID			7	100%	7
DOCTOR'S IN-HOUSE LAB/COMMUNITY HEALTH CENTERS OF PINELLAS -PINELLAS P			7	100%	7
ST MARYS MEDICAL CENTER			7	100%	7
SOUTH FLORIDA ENT ASSOCIATES, INC			7	100%	7
MINUTECLINIC, LLC #1586		5	2	29%	7
NYU WINTHROP HOSPITAL PATHOLOGY		7			7
VERMONT DEPARTMENT OF HEALTH		1	6	86%	7
SCHOOL OF PHARMACY AND PHARMACEUTICAL		7			7
KANSAS DEPARTMENT OF HEALTH		2	5	71%	7
PERSONAL PHYSICIAN CARE PA			7	100%	7
ABBAY MANOR RETIREMENT RESIDENCE INC		7			7
MINUTE CLINIC DIAGNOSTIC OF MICHIGAN PC		7			7
AVON PARK PEDIATRICS			7	100%	7
PENN MEDICINE PRINCETON MEDICAL CENTER		6	1	14%	7
OSWEGO HOSPITAL LABORATORY		6	1	14%	7
QUE		4	3	43%	7
MINUTECLINIC DIAG OF IND, LLC #2387		6	1	14%	7
LIZS ADULT CARE		7			7
GENTRY PARK ORLANDO ASSISTED LIVING		6	1	14%	7
MINUTE CLINIC LLC #5706		6	1	14%	7
GRACE WELLNESS CENTER LLC		6	1	14%	7
SOUTH COM HEALTH CLINIC, DEPT. OF THE ARMY		7			7
ORLANDO FAMILY PHYSICIANS			7	100%	7
MEDEXPRESS URGENT CARE - FAYETTEVILLE		5	2	29%	7
MEDEXPRESS URGENT CARE - STATE COLLEGE		5	2	29%	7
PENINSULA CARE AND REHABILITATION CENTER			7	100%	7
NOVANT HEALTH INPATIENT CARE		2	5	71%	7
CVS MINUTE CLINIC DIAGNOSTIC MED GRP OF SAN		5	2	29%	7
GULF COAST PEDIATRICS OF SARASOTA PA		1	6	86%	7
WYOMING COUNTY COMMUNITY HOSPITAL LABORATORY		7			7
CARENOW URGENT CARE-SOUTHLAKE			7	100%	7
Ocoee Health Care Center		7			7
MINUTECLINIC, LLC #03965		7			7
JERSEY SHORE MEDICAL CENTER		6			6
LRHS Southeastern University		4	2	33%	6
TEXAS MEDCLINIC			6	100%	6
ANTHONY-BROWN PHARMACY		6			6
HUNTERS CREEK PEDIATRICS		6			6
CITIZENS BAPTIST MEDICAL CENTERS LAB		5	1	17%	6
CVS TX1104POCT ALLEN		6			6
LEWIS COUNTY MANOR		6			6
CVS IN6654POCT INDIANAPOLIS		5	1	17%	6
HARMONIOUS HOME HEALTH, LLC		6			6

# COVID-19: testing by laboratory

Data through Mar 6, 2021 verified as of Mar 7, 2021 at 09:25 AM

Data in this report are provisional and subject to change.

The numbers in the table below represent the number of Florida and non-Florida residents for whom test results were received by the Department of Health. A person can be tested by more than one laboratory and can have both positive and negative results. **Therefore, the sum of the numbers in each column will be larger than the total number of people tested.**

Reporting lab	Inconclusive	Negative	Positive	Percent positive	Total
FLORIDA DEPARTMENT OF HEALTH IN MIAMI DADE COUNTY		5	1	17%	6
FLEET LANDING			6	100%	6
BETH ISRAEL DEACONESS MEDICAL CENTER			6	100%	6
MAXHEALTH		5	1	17%	6
CURATIVE CARE CENTER INC		1	5	83%	6
WINTER PARK INTERNAL MEDICINE MD PA		5	1	17%	6
MINUTECLINIC MINUTECLINIC #8505		4	2	33%	6
MEDEXPRESS URGENT CARE - RICHMOND, NINE MILE RD		5	1	17%	6
ASCENSION ST VINCENT'S CLAY COUNTY			6	100%	6
MINUTE CLINIC DIAG OF IND LLC #8674		6			6
PARTNERS PHARMACY OF FLORIDA LLC		6			6
Northwell Lab		2	4	67%	6
INTERVENTIONAL REHABILITATION OF SOUTH FLORIDA			6	100%	6
DOCTORS EXPRESS OF ST PETERSBURG			6	100%	6
PALMETTO HEALTH ALLIANCE		3	3	50%	6
CVS NC6402POCT DAVIDSON		4	2	33%	6
TERRACINA LLC		1	5	83%	6
MINUTECLINIC DIAGNOSTIC OF OHIO #7790		4	2	33%	6
MEDEXPRESS URGENT CARE - MT LEBANON		4	2	33%	6
MAXCARE CLINIC			6	100%	6
ATLANTIC COMMUNITY HIGH SCHOOL		5	1	17%	6
CDRX INFUSION			6	100%	6
SUFFRIDGE DRIVE GROUP HOME		6			6
CVS NC5591POCT STATESVILLE		5	1	17%	6
AVANTE AT ORMOND BEACH INC			6	100%	6
PANCARE HEALTH - KATE SMITH ELEMENTARY		1	5	83%	6
TERENCE B MITCHELL MD, INC		2	4	67%	6
SUMTER COUNTY HEALTH DEPARTMENT		1	5	83%	6
TIMBER CREEK PEDIATRICS		6			6
XPRESS URGENT CARE LLC		6			6
WIREGRASS MEDICAL CENTER			6	100%	6
MC DIAGNOSTIC OF CONNECTICUT, PC #1043		6			6
CENTRAL FLORIDA PRIMARY CARE			6	100%	6
MINUTECLINIC DIAG OF IND LLC #6998		5	1	17%	6
DIXIE COUNTY EMERGENCY SERVICES			6	100%	6
UT MEMPHIS UNIVERSITY HEALTH SERVICES			6	100%	6
CVS NV3210POCT LAS VEGAS		6			6
DEPARTMENT OF HEALTH AND HUMAN SERVICES STATE OF NEW HAMPSHIRE			6	100%	6
VENICE REGIONAL MEDICAL CENTER			6	100%	6
PROHEALTH MED		1	5	83%	6
PUBLIC HEALTH LAB		6			6
MINUTECLINIC DIAGNOSTIC OF NORTH CAROLINA PC #5341		4	2	33%	6
MINUTE CLINIC DIAGNOSTIC OF PENNSYLVANIA		6			6
MIAMI RESCUE MISSION CLINIC INC			6	100%	6
WELLMED AT BRANDON REGIONAL		5	1	17%	6
MINUTECLINIC, LLC #03268		5	1	17%	6
THE PALMS REHABILITATION AND HEALTHCARE CENTER		5	1	17%	6

# COVID-19: testing by laboratory

Data through Mar 6, 2021 verified as of Mar 7, 2021 at 09:25 AM

Data in this report are provisional and subject to change.

The numbers in the table below represent the number of Florida and non-Florida residents for whom test results were received by the Department of Health. A person can be tested by more than one laboratory and can have both positive and negative results. **Therefore, the sum of the numbers in each column will be larger than the total number of people tested.**

Reporting lab	Inconclusive	Negative	Positive	Percent positive	Total
PR HEALTH		1	5	83%	6
VILLA HEALTH NH LLC		4	2	33%	6
CVS NATIONAL HARBOR MD2297714CV		6			6
FRESENIUS KIDNEY CARE DUNEDIN			6	100%	6
GLEN FALLS HOSPITAL DEPARTMENT OF PATHOLOGY		6			6
PHYSICIANS FOR CHILDREN			6	100%	6
GRACE REHABILITATION CENTER OF VERO BEACH		4	2	33%	6
CVS DC1340POCT WASHINGTON		6			6
GUIDANCE / CARE CENTER, INC		6			6
DR. PHILLIPS MEDICAL WELLNESS CENTER		3	3	50%	6
Signature Healthcare of Savannah		6			6
VIERA PEDIATRICS		1	5	83%	6
CVS GA2108POCT NORCROSS		4	2	33%	6
MD NOW MEDICAL CENTER			6	100%	6
OAK HARBOR ASSISTED LIVING FACILITY		4	2	33%	6
FAMILY TREE PRIMARY CARE		5	1	17%	6
Kroger 673 - The Little Clinic Dallas		5	1	17%	6
MEDEXPRESS URGENT CARE - TARENTUM		5	1	17%	6
LISTENING DOCTOR PLLC, THE		1	5	83%	6
SUNRISE SENIOR LIVING OF JACKSONVILLE			6	100%	6
PRESBYTERIAN HOME		6			6
MINUTECLINIC DIAGNOSTIC OF VIRGINIA, LLC #255		6			6
CAREWELL 301 - WARWICK			6	100%	6
AMERICAN HEALTH ASSOC. LABORATORY SOUTH		4	2	33%	6
Centrastate Medical Center		5	1	17%	6
CVS SC7556POCT WEST COLUMBIA		6			6
SUPREME LABORATORY			6	100%	6
YAZJI PEDIATRIC CARE LLC DBA TUKA PEDIATRICS			6	100%	6
URGENT TEAM - MUSCLE SHOALS		6			6
MINUTECLINIC DIAGNOSTIC OF SC, LLC #7		4	2	33%	6
DANIEL M LIBBY MD PLLC		6			6
BROWARD COUNTY HEALTH DEPT.			6	100%	6
EASTERN FLORIDA STATE COLLEGE - PALM BAY CAMPUS□			6	100%	6
FAMILY CARE MEDICAL CENTER			6	100%	6
NORTHEAST ALABAMA REGIONAL MEDICAL CENTER		3	3	50%	6
PALM HARBOR DERMATOLOGY		4	2	33%	6
THE WINDSOR OF OCALA		2	4	67%	6
SYNEXUS CLINICAL RESEARCH US INC		2	4	67%	6
LUMADOC HEALTH		4	2	33%	6
BAYSHORE POINTE NURSING AND REHAB CENTER			6	100%	6
BROOKDALE CLERMONT			6	100%	6
MEDEXPRESS URGENT CARE - IRVING		6			6
DIXITKUMAR N MODI MD PA			6	100%	6
ARLINGTON OF NAPLES		6			6
MINUTECLINIC MINUTECLINIC #4977		4	2	33%	6
HOLLY HILL HOME INFUSION SERVICE		5	1	17%	6
TAMPA URGENT CARE			6	100%	6

# COVID-19: testing by laboratory

Data through Mar 6, 2021 verified as of Mar 7, 2021 at 09:25 AM

Data in this report are provisional and subject to change.

The numbers in the table below represent the number of Florida and non-Florida residents for whom test results were received by the Department of Health. A person can be tested by more than one laboratory and can have both positive and negative results. **Therefore, the sum of the numbers in each column will be larger than the total number of people tested.**

Reporting lab	Inconclusive	Negative	Positive	Percent positive	Total
PATHGROUP LABS, LLC		4	2	33%	6
BOCA VIPEDIATRICS			6	100%	6
MINUTECLINIC DIAGNOSTIC OF NEVADA #87		4	2	33%	6
SAINT PETER'S UNIVERSITY HOSPITAL		6			6
MEDICAL CENTER AT OCEAN REEF		1	5	83%	6
AMERICAN EAGLE LEESBURG AL LLC DBA VISTA LAKE			6	100%	6
UT SOUTHWESTERN MEDICAL CENTER			6	100%	6
THE CLINIC PREMISE HEALTH			6	100%	6
MEDEXPRESS URGENT CARE - ELM GROVE		5	1	17%	6
URGENT TEAM - HUNTSVILLE		5	1	17%	6
ENIGMA DIAGNOSTIC, INC.			6	100%	6
AARK LABORATORY		6			6
URGENT CARE HOUSECALLS PA		5	1	17%	6
FLORIDA WOMAN CARE LABORATORY			6	100%	6
MINUTECLINIC DIAGNOSTIC OF GEORGIA, LL		5	1	17%	6
SOUTHEASTERN DERMATOLOGY GROUP PA		5	1	17%	6
CITYMD		1	5	83%	6
MEDEXPRESS URGENT CARE-PITTSFIELD		6			6
CAMELLIA AT DEERWOOD		2	4	67%	6
INTERNAL MEDICINE LIPID AND WELNNESS PRACTICE			6	100%	6
Advanced Care Center			6	100%	6
CVS TX8351POCT BEAUMONT		6			6
RIVER CITY PRIMARY AND URGENT CARE			6	100%	6
CARDIOTHORACIC SURGERY OF HYDE PARK			6	100%	6
MEDEXPRESS URGENT CARE - BATTLE CREEK		4	2	33%	6
BETHESDA COMMUNITY HEALTH CENTER			6	100%	6
CAPITAL HEALTH PLAN LABORATORIES			6	100%	6
COMPASSION PEDIATRIC URGENT CARE LLC		2	4	67%	6
MEDEXPRESS URGENT CARE - BLUEFIELD		5	1	17%	6
FLORIDA DEPARTMENT OF HEALTH IN SARASOTA COUNTY		5	1	17%	6
MINUTE-CLINIC DIAGNOSTIC OF VIRGINIA, LLC #794		5	1	17%	6
PEDIATRICS IN BREVARD-COCOA BEACH		2	4	67%	6
QUICK CARE MED WALK IN AND URGENT CARE			6	100%	6
MINUTECLINIC #8760		6			6
NORTH FLORIDA PEDIATRICS JASPER			6	100%	6
RANDOLPH DIABETES AND WELLNESS		5	1	17%	6
NORTHSIDE HOSPITAL ATLANTA		3	3	50%	6
ELITE MD GROUP INC		2	4	67%	6
UNILAB OF DADE INC			6	100%	6
TRANSPLANT GENOMICS INC (EUROFINS)		6			6
FLORIDA PREMIER MEDICAL CARE PA			6	100%	6
FLORIDA MEDICAL SPECIALISTS		2	4	67%	6
MEDEXPRESS URGENT CARE - HUNTINGTON WE		6			6
CHILDREN'S HOSPITAL OF PHILADELPHIA		5	1	17%	6
BROWARD TRANSITIONAL CENTER			6	100%	6
MERCY COLLEGE HEALTH OFFICE		6			6
UNILAB		2	4	67%	6



# COVID-19: testing by laboratory

Data through Mar 6, 2021 verified as of Mar 7, 2021 at 09:25 AM

Data in this report are provisional and subject to change.

The numbers in the table below represent the number of Florida and non-Florida residents for whom test results were received by the Department of Health. A person can be tested by more than one laboratory and can have both positive and negative results. **Therefore, the sum of the numbers in each column will be larger than the total number of people tested.**

Reporting lab	Inconclusive	Negative	Positive	Percent positive	Total
SANDGATE GARDENS REHAB & NURSING CENTER		3	3	50%	6
WG WINDSOR WOODS SH LLC		6			6
SARASOTA MEDICAL CENTER			6	100%	6
PEPIN ACADEMIES-PASCO		6			6
CONCENTRA			6	100%	6
MEDEXPRESS URGENT CARE-PETERS TWP		5	1	17%	6
MINUTECLINIC, LLC #1796		5	1	17%	6
Lenox on the Lake			6	100%	6
LOUISIANA DEPT OF HEALTH			6	100%	6
BAYCARE ALLIANT HOSPITAL			6	100%	6
SV DIAGNOSTIC LAB			6	100%	6
LAKEVIEW TERRACE HOME HEALTH SERVICES LLC			6	100%	6
GOLDMAN SACHS HEALTH CENTER		6			6
GOOD SAMARITAN MEDICAL CENTER			6	100%	6
WATAUGA MEDICAL CENTER		4	2	33%	6
MARSHALL MEDICAL CENTER SOUTH LAB		5	1	17%	6
MINUTECLINIC DIAGNOSTIC OF ILLINOIS		5	1	17%	6
FIRST COAST CARDIOVASCULAR INSTITUTE PA			6	100%	6
ETHOS LABORATORIES		6			6
MINUTECLINIC LLC #5041		2	4	67%	6
ST. LUCIE COUNTY HEALTH DEPARTMENT		4	2	33%	6
CVS TX4397POCT CYPRESS		6			6
PLEASANTVILLE OF SEBASTIAN LLC			6	100%	6
ENTRUST IMMEDIATE CARE			6	100%	6
CAPE CORAL URGENT CARE		3	3	50%	6
TAMIAMI LAB MILLENIUM			6	100%	6
BLUE SPRINGS SURGERY CENTER		5			5
WATERTOWN URGENT CARE PLLC		5			5
MEDEXPRESS URGENT CARE MURRYSVILLE		3	2	40%	5
THE UNIVERSITY OF VERMONT MEDICAL CENTER		4	1	20%	5
EGL GENETICS DIAGNOSTICS			5	100%	5
MOUNT SINAI BROOKLYN LABORATORY		4	1	20%	5
FAMILY TREE DNA			5	100%	5
WAKEMED		1	4	80%	5
GRAND VILLA OF SARASOTA		4	1	20%	5
ARKANSAS DEPARTMENT OF HEALTH			5	100%	5
LONGWOOD FAMILY MEDICINE		1	4	80%	5
WESTMINSTER SHORES			5	100%	5
TANNER MEDICAL CENTER EAST AL		5			5
MEDEXPRESS URGENT CARE MORGANTOWN		5			5
COMMONS AT ORLANDO LUTHERAN TOWERS SNF			5	100%	5
INDIAN RIVER PRIMARY CARE PA		5			5
QUALITY MEDICAL CARE			5	100%	5
MINUTECLINIC DIAGNOSTIC OF PENNSYLVANIA, LLD #1545		5			5
MIAMI MEDICAL CONSULTANT PA			5	100%	5
FLORIDA CLINICAL LABORATORY - BIOREFERENCE LABORATORIES		2	3	60%	5
DIAGNOSTECHS		4	1	20%	5

# COVID-19: testing by laboratory

Data through Mar 6, 2021 verified as of Mar 7, 2021 at 09:25 AM

Data in this report are provisional and subject to change.

The numbers in the table below represent the number of Florida and non-Florida residents for whom test results were received by the Department of Health. A person can be tested by more than one laboratory and can have both positive and negative results. **Therefore, the sum of the numbers in each column will be larger than the total number of people tested.**

Reporting lab	Inconclusive	Negative	Positive	Percent positive	Total
LAKE MARY HEALTH AND REHABILITATION CENTER		1	4	80%	5
WOODHULL MEDICAL AND MENTAL HEALTH CTR		5			5
CUMBERLAND HEIGHTS		5			5
SONATA VERO BEACH		5			5
OHSU MOLECULAR MICROBIOLOGY LAB		4	1	20%	5
MEDEXPRESS URGENT CARE - BECKLEY CROSS		4	1	20%	5
SOUTHERN OCEAN MEDICAL CENTER		5			5
WEST PACIFIC MEDICAL LABORATORY			5	100%	5
CELEBRATION PEDIATRICS PA			5	100%	5
THE DOCTORS CENTER HEALTHCARE-SOUTHSIDE		1	4	80%	5
QUINTON MEMORIAL HEALTH CARE CENTER		5			5
Walker BaptistMedCtr		4	1	20%	5
LIFEPLUS HEALTHCARE GROUP INC		5			5
EAST BANK HOSPITAL - UNIVERSITY OF MINNESOTA MEDICAL CENTER			5	100%	5
PHYSICIANS URGENT CARE BERRY FARMS		4	1	20%	5
CLINICAL CARE ASSOCIATES			5	100%	5
INTERNAL MEDICINE & PRIMARY CARE ASSOCIATES, PLC			5	100%	5
PM PEDIATRICS OF SELDEN		3	2	40%	5
BLUETAIL MEDICAL GROUP, LLC		4	1	20%	5
PHYSICIANS IMMEDIATE CARE ELGIN			5	100%	5
CVS CT1123POCT SOUTHBURY		5			5
NORTH SHORE HEMATOLOGY-ONCOLOGY ASSOCIATES, PC		5			5
LEE MEMORIAL HEALTH SYSTEM D/B/A		3	2	40%	5
PUTNAM HOSPITAL CENTER LABORATORY		5			5
WHEELER LABORATORY		4	1	20%	5
MEDEXPRESS URGENT CARE PORT HURON		4	1	20%	5
COPELAND MEDICAL CLINIC		3	2	40%	5
LEVY COUNTY SHERRIF'S DEPT			5	100%	5
MINUTECLINIC MINUTECLINIC #921		5			5
ABSOLUTE HEALTH		5			5
PRINCIPLE LABORATORY		3	2	40%	5
LAFAYETTE NURSING AND REHAB			5	100%	5
UW MEDICINE VIROLOGY LAB			5	100%	5
ALL CHILDREN'S HOSPITAL DEPT OF GENERAL PEDIATRICS			5	100%	5
GUTHRIE MEDICAL GROUP LABORATORIES		5			5
CVS SC5479POCT INDIAN LAND		5			5
VA Primary Care Clinic at Meharry		4	1	20%	5
Rutgers Health Rwj University Hospital - Laboratory		2	3	60%	5
PINECREST PEDIATRICS GROUP LLC			5	100%	5
CVS MINUTE CLINIC DIAG OF IND LLC #5206		4	1	20%	5
BOROPARK URGENT CARE		4	1	20%	5
FLORIDA DEPARTMENT OF HEALTH - INVERNESS		3	2	40%	5
MEDEXPRESS - COLLINSVILLE BELT LINE		3	2	40%	5
OCCMED SOLUTIONS		2	3	60%	5
ADVENTHEALTH MEDICAL GROUP PEDIATRIC & ADOLESCENT		4	1	20%	5
WILSON PEDIATRICS			5	100%	5
NU WAVE MEDICAL CENTER			5	100%	5

# COVID-19: testing by laboratory

Data through Mar 6, 2021 verified as of Mar 7, 2021 at 09:25 AM

Data in this report are provisional and subject to change.

The numbers in the table below represent the number of Florida and non-Florida residents for whom test results were received by the Department of Health. A person can be tested by more than one laboratory and can have both positive and negative results. **Therefore, the sum of the numbers in each column will be larger than the total number of people tested.**

Reporting lab	Inconclusive	Negative	Positive	Percent positive	Total
Enterprise Health and Rehabilitation Center		5			5
MINUTE CLINIC OF KANSAS PA		1	4	80%	5
WHITE WILSON MEDICAL CENTER - FWB		1	4	80%	5
MIZELL MEMORIAL HOSPITAL			5	100%	5
CVS NC3319POCT CHARLOTTE		4	1	20%	5
MINUTECLINIC 7196		4	1	20%	5
CVS CA9113POCT CHULA VISTA		5			5
HERNANDO PASCO HOSPICE INC		4	1	20%	5
GENTLE HANDS MOBILE PHLEBOTOMY			5	100%	5
MIAMI CANCER INSTITUTE			5	100%	5
ENT AND ALLERGY ASSOCIATES OF FLORIDA, LLC			5	100%	5
PRECISION DIAGNOSTICS INC - NJ		5			5
LABS PLUS LLC		5			5
MINUTECLINIC, LLC, DBA MINUTECLINIC #2		5			5
TESTD			5	100%	5
MCR HEALTH LAWTON CHILES ADMINISTRATION STE A		1	4	80%	5
OURMED		4	1	20%	5
GREENVILLE MEMORIAL HOSPITAL LAB			5	100%	5
RUSH UNIVERSITY MEDICAL CENTER LABORATORY			5	100%	5
PANCARE HEALTH - ALTHA PUBLIC			5	100%	5
AEL KNOXVILLE			5	100%	5
MONROE COUNTY FIRE RESCUE		5			5
PEDIATRICS OF ALTAMONTE		5			5
CONCENTRA URGENT CARE		1	4	80%	5
PALM GARDEN OF SUN CITY			5	100%	5
RELIANT IMMUNE DIAGNOSTICS			5	100%	5
ADVANCED URGENT CARE OF MARATHON		1	4	80%	5
HENDRY REGIONAL CONVENIENT CARE CENTER			5	100%	5
XRL SXF REF LAB		5			5
MINUTECLINIC DIAGNOSTIC OF OHIO #3407		4	1	20%	5
COLUMBIA MEMORIAL HOSPITAL LABORATORY		5			5
MINUTECLINIC DIAGNOSTIC MED GRP OF CA		4	1	20%	5
AHC Decatur County		5			5
UF HEALTH PATHOLOGY LABORATORIES			5	100%	5
MINUTECLINIC DIAGNOSTIC OF VIRGINIA, LLC #1416		5			5
FRESENIUS KIDNEY CARE SOUTH ORLANDO			5	100%	5
FLORIDA PRIMARY & SPECIALTY CARE		5			5
BROOKDALE NEW PORT RICHEY			5	100%	5
KEYSTONE REHABILITATION AND HEALTH CENTER		1	4	80%	5
FOUNDCARE, INC			5	100%	5
JOE DIMAGGIO CHILDREN'S HOSPITAL		1	4	80%	5
MINUTECLINIC DIAGNOSTIC OF KENTUCKY		5			5
CARENOW URGENT CARE - CENTRAL AUSTIN		1	4	80%	5
EXPICARE NURSING AGENCY, INC		5			5
ELITE CARE			5	100%	5
NORTHPORT MEDICAL CENTER LAB		5			5
AMERICAN MEDICAL RESPONSE - DENVER		2	3	60%	5

# COVID-19: testing by laboratory

Data through Mar 6, 2021 verified as of Mar 7, 2021 at 09:25 AM

Data in this report are provisional and subject to change.

The numbers in the table below represent the number of Florida and non-Florida residents for whom test results were received by the Department of Health. A person can be tested by more than one laboratory and can have both positive and negative results. **Therefore, the sum of the numbers in each column will be larger than the total number of people tested.**

Reporting lab	Inconclusive	Negative	Positive	Percent positive	Total
PRECISION LABS LLC		2	3	60%	5
CVS OH3476POCT TIPP CITY		5			5
SOUTH FLORIDA FAMILY HEALTH & RESEARCH CTR			5	100%	5
STUYVESANT URGENT CARE		5			5
MINUTECLINIC DIAGNOSTIC OF TN, PC 6304		3	2	40%	5
QUEST DIAGNOSTICS PSC		1	4	80%	5
MINUTECLINIC, DIAGNOSTIC OF TEXAS, LL		4	1	20%	5
CVS PA233POCT NEWTOWN SQUARE		5			5
PIEDMONT HOSPITAL LAB			5	100%	5
SCIENCE CARE			5	100%	5
URGENT TEAM - NASHVILLE		5			5
ALPHADERA LABS, LLC			5	100%	5
NOVANT HEALTH UVA		2	3	60%	5
LAKEVIEW HEALTHCARE SYSTEM LLC			5	100%	5
WILLIAMSBURGH CHAI CARE		4	1	20%	5
DISCOVERY VILLAGE AT STUART		2	3	60%	5
BROWNE MEDICAL LLC		3	2	40%	5
KETTERING HEALTH			5	100%	5
URGENT MED INC		3	2	40%	5
UNIVERSITY OF MIAMI / SCCC RESEARCH LABORATORY			5	100%	5
CHAMPLAIN VALLEY PHYSICIANS HOSPITAL		3	2	40%	5
OMNICARE PHARMACY OFTEXAS 1, LP DBA OMNICARE		5			5
EASTCHESTER PEDIATRIC MEDICAL GROUP		5			5
UNIVERSITY OF CHICAGO MEDICAL CENTER LAB			5	100%	5
MEASE CONTINUING CARE		3	2	40%	5
MINUTECLINIC, LLC #7139		5			5
GADSDEN COUNTY HEALTH DEPARTMENT			5	100%	5
AHF PUBLIC HEALTH LABORATORY			5	100%	5
INFECTION CONTROL/ EMPHEALTH		3	2	40%	5
ALL CHILDREN'S HOSPITAL		1	4	80%	5
TREASURE ISLE LLC		5			5
PREMIER FAMILY HEALTH PA			5	100%	5
FHPG FAMILY MEDICAL CENTER OF TAMPA BAY		1	4	80%	5
DICKSON MEDICAL ASSOCIATES PC PATH LAB		4	1	20%	5
DOCS URGENT CARE		1	4	80%	5
DEPARTMENT OF HEALTH AND HUMAN SERVICES LANSING			5	100%	5
BOONE DRUG & HEALTHCARE AT DEERFIELD			5	100%	5
CYPRESS CREEK MEDICAL CENTER			5	100%	5
LEE PHYSICIAN GROUP COLLEGE POINT		5			5
WEST DADE PEDIATRICS			5	100%	5
PM PEDIATRICS OF BAYSIDE PLLC		5			5
CVS NJ2815POCT E BRUNSWICK		4	1	20%	5
LAKE COUNTY DETENTION CENTER		3	2	40%	5
MID - FLORIDA PATHOLOGY LLC		1	4	80%	5
ALPHA PHARMACY		4	1	20%	5
MANATEE COUNTY JAIL		4	1	20%	5
SHEEPSHEAD BAY URGENT CARE		5			5

# COVID-19: testing by laboratory

Data through Mar 6, 2021 verified as of Mar 7, 2021 at 09:25 AM

Data in this report are provisional and subject to change.

The numbers in the table below represent the number of Florida and non-Florida residents for whom test results were received by the Department of Health. A person can be tested by more than one laboratory and can have both positive and negative results. **Therefore, the sum of the numbers in each column will be larger than the total number of people tested.**

Reporting lab	Inconclusive	Negative	Positive	Percent positive	Total
GENESIS FAMILY PRACTICE		3	2	40%	5
MINNESOTA DEPARTMENT OF HEALTH PUBLIC HEALTH LABORATORY DIVISION	1		4	80%	5
COOPER HOSPITAL/UNIVERSITY MEDICAL		5			5
LIVING WATERS MEDICAL CENTER			5	100%	5
REHABILITATION CENTER AT JUPITER GARDENS		5			5
LABCORP UNSPECIFIED		5			5
TULLAHOMA HMA, LLC		4	1	20%	5
RIVERVIEW ALF OPERATOR LLC			5	100%	5
RIO PINAR HEALTH CARE			5	100%	5
MINUTE CLINIC LLC # 2033		4	1	20%	5
INDIANA STATE DEPARTMENT OF HEALTH LABORATORIES			5	100%	5
LPG PEDIATRICS AT CAPE CORAL		5			5
PATIENT FIRST - LEESBURG			5	100%	5
BETH ISRAEL MEDICAL CENTER LABS		5			5
REDMED OF CROSSTOWN		2	3	60%	5
MEDEXPRESS URGENT CARE-MUNCIE		5			5
ST JOHNS BIOMEDICAL LAB		5			5
HAWTHORNE HEALTH AND REHABILITATION			5	100%	5
MINUTECLINIC, LLC #1431		4	1	20%	5
PEDIATRIC URGENT HEALTH CARE			5	100%	5
SELECT PHYSICIANS ALLIANCE		5			5
FRANCES WARDE MEDICAL LABORATORY		2	3	60%	5
JOHN T MACKAY MD			5	100%	5
ADVICE FOR OPTIMAL WELLNESS		2	3	60%	5
HILLSBOROUGH COUNTY HEALTH DEPARTMENT			5	100%	5
MCKENZIE-WILLAMETTE MEDICAL CENTER LAB		5			5
MINUTECLINIC DIAGNOSTIC OF RHODE ISLAN		5			5
JACKSON SOUTH COMMUNITY HOSPITAL LAB			5	100%	5
MINUTE CLINIC DIAGNOSTIC OF NORTH CAROLINA		5			5
TALLAHASSEE MEMORIAL HEALTHCARE			5	100%	5
OHIO DEPARTMENT OF HEALTH			5	100%	5
GULF COAST VETERANS HCS PANAMA CITY OPC		5			5
Kroger 099 - The Little Clinic Fort Collins		5			5
BIRMINGHAM VAMC		2	3	60%	5
URGENT CARE OF ERWIN		5			5
OCHSNER MEDICAL CENTER			5	100%	5
INNOVATIVE COVID-DIVERSEY			5	100%	5
HAVEN HOSPICE IN CHIEFLAND			5	100%	5
MEDEXPRESS URGENT CARE - WEIRTON		5			5
SJH			5	100%	5
URGENT CARE COASTAL GA			5	100%	5
NORTH DADE NURSING AND REHABILITATION CENTER			5	100%	5
BEACH HOUSE		5			5
FINLAY		1	4	80%	5
PEDIATRICS OF CENTRAL FLORIDA – POINCIANA		3	2	40%	5
FLORIDA DEPARTMENT OF HEALTH SEMINOLE COUNTY		1	4	80%	5
SEASIDE MANOR			5	100%	5



# COVID-19: testing by laboratory

Data through Mar 6, 2021 verified as of Mar 7, 2021 at 09:25 AM

Data in this report are provisional and subject to change.

The numbers in the table below represent the number of Florida and non-Florida residents for whom test results were received by the Department of Health. A person can be tested by more than one laboratory and can have both positive and negative results. **Therefore, the sum of the numbers in each column will be larger than the total number of people tested.**

Reporting lab	Inconclusive	Negative	Positive	Percent positive	Total
MEDEXPRESS URGENT CARE - YORK		2	3	60%	5
FLORIDA PRIMARY CARE AND SPORTS MEDICINE INC		2	3	60%	5
MINUTECLINIC DIAG OF IND LLC #8651		4	1	20%	5
MEDEXPRESS URGENT CARE-NESHANNOCK TWP		4	1	20%	5
MINUTE CLINIC, LLC #1434		5			5
MEDLAB INC		5			5
BIOTECH CLINICAL LABORATORY			5	100%	5
ADVENTHEALTH CAR CENTER APOPKA			5	100%	5
CAREHERE LCS- EUSTIS			5	100%	5
CVS NV408817POCT LAS VEGAS		1	4	80%	5
CVS MA2172POCT NORTH GRAFTON		5			5
NELSON BIOLOGICAL			5	100%	5
DOMINICAN COLLEGE STUDENT HEALTH CENTE		5			5
MINUTECLINIC DIAGNOSTIC OF TN PC #442		4	1	20%	5
COVID RAPID LABS			5	100%	5
APOLLO GARDENS RETIREMENT RESIDENCE CARE		5			5
CVS TX2263POCT SAN ANTONIO		5			5
Army Residence Community		5			5
MINUTE CLINIC DIAGNOSTIC MED GRP		4	1	20%	5
CVS GA2147POCT KENNESAW		4	1	20%	5
BENNETT PEDIATRICS		5			5
BAPTIST HEALTH - TOWN CENTER			5	100%	5
Kroger 449 - The Little Clinic Mountain Park		4	1	20%	5
SIGNATURE URGENT CARE			5	100%	5
RURAL HEALTH CARE INC			5	100%	5
CARL R DARNALL ARMY MEDICAL CENTER			5	100%	5
COMPUNET CLINICAL LAB			5	100%	5
PRINCIPLE HOSPICE SERVICE, LLC			5	100%	5
CVS RI1717POCT 1 CVS DR			5	100%	5
CVS PA2582POCT SPRINGFIELD		3	2	40%	5
CENTREX CLINICAL LABS INC		5			5
JUPITER ISLAND MEDICAL CLINIC INC		5			5
LAKE NONA PEDIATRICS IN ASSOCIATION WITH NEMOURS		5			5
ST BARNABAS HOSPITAL		5			5
DAVENPORT PEDIATRICS PA		1	4	80%	5
FLORIDA HEALTHCARE OF ORLANDO			5	100%	5
CVS TN7698POCT KNOXVILLE		5			5
OPTUMCARE FLORIDA, LLC		3	2	40%	5
BNR PHARMACY INC		5			5
NOVADX		2	3	60%	5
FORSYTH HOUSE			5	100%	5
MEDICAL CENTER OF BLOUNTSTOWN			5	100%	5
ST CHARLES BEND LABORATORY		4	1	20%	5
UCF STUDENT HEALTH SERVICES LABORATORY		2	3	60%	5
CLEVELAND CLINIC MARTIN HEALTH NURSING & RESTORATIVE		5			5
MD NOW MEDICAL CENTER INC			5	100%	5
VEIL VALLEY MEDICAL CENTER			5	100%	5

# COVID-19: testing by laboratory

Data through Mar 6, 2021 verified as of Mar 7, 2021 at 09:25 AM

Data in this report are provisional and subject to change.

The numbers in the table below represent the number of Florida and non-Florida residents for whom test results were received by the Department of Health. A person can be tested by more than one laboratory and can have both positive and negative results. **Therefore, the sum of the numbers in each column will be larger than the total number of people tested.**

Reporting lab	Inconclusive	Negative	Positive	Percent positive	Total
SUTTER TRACY COMMUNITY HOSPITAL			5	100%	5
HELIX KH UC			5	100%	5
SELECT PHYSICIANS ALLIANCE PL		5			5
SANTOS REHABILITATION CENTER INC			5	100%	5
AUGUSTA HEALTH			5	100%	5
Kennedy University Hospital		5			5
CELERION			5	100%	5
THE CLINIC OF PEDIATRICS & GI MEDICINE, INC			5	100%	5
BAYSHORE LABORATORY		4	1	20%	5
CVS TN2179POCT MURFREESBORO		5			5
Life Care Center of Estero			5	100%	5
MEDEXPRESS URGENT CARE - GLENDALE		5			5
FLAGLER HEALTH SERVICES INC			5	100%	5
MEDEXPRESS URGENT CARE - WILLIAMSPORT		4	1	20%	5
SOUTHEAST GEORGIA HEALTH SYSTEM, INC D		5			5
UPMC HEALTH SYSTEM		4	1	20%	5
NORTHEAST PEDIATRICS			5	100%	5
FLORIDA HOSPITAL LAKE MARY		5			5
THE RETREAT AT PORT ORANGE			4	100%	4
PHYSICIANS QUALITY CARE			4	100%	4
MEDEXPRESS URGENT CARE - SOUTH PARKERSBURG		4			4
CVS GA7064POCT STOCKBRIDGE		4			4
MINUTECLINIC DIAGNOSTIC OF KANSAS PA		4			4
MINUTECLINIC DIAG OF IND LLC #1367		4			4
REGIONAL MEDICAL LAB			4	100%	4
WINCHESTER MEDICAL CENTER			4	100%	4
MINUTECLINIC MINUTECLINIC #3665		4			4
MINUTECLINIC DIAGNOSTIC MED GRP OF SAN		3	1	25%	4
AHC of Mckenzie		4			4
Kroger 959 - The Little Clinic Carmel		4			4
CVS CA8850POCT HUNTINGTON BEACH		3	1	25%	4
MINUTECLINIC, LLC #4507		4			4
CVS SC2269POCT COLUMBIA		3	1	25%	4
MINUTECLINIC DIAGNOSTICS OF IND LLC		2	2	50%	4
CVS MD1515POCT LEONARDTOWN		3	1	25%	4
USCG SECTOR ST PETE		1	3	75%	4
ENCOMPASS HOME HEALTH		4			4
MEDEXPRESS URGENT CARE - FREDERICK		4			4
UF HEALTH PATHOLOGY LABORATORIES			4	100%	4
CLINICAL ASSOCIATES OF ORLANDO LLC		4			4
CAREWELL URGENT CARE			4	100%	4
MINUTECLINIC DIAGNOSTIC OF OHIO #4401		4			4
BENEVA LAKES HEALTHCARE & REHAB CENTER			4	100%	4
SunTerrace Health Care Center		3	1	25%	4
ELITE MEDICAL CENTER			4	100%	4
CAREATC, INC.			4	100%	4
MINUTECLINIC DIAG OF IND LLC #1138		3	1	25%	4

# COVID-19: testing by laboratory

Data through Mar 6, 2021 verified as of Mar 7, 2021 at 09:25 AM

Data in this report are provisional and subject to change.

The numbers in the table below represent the number of Florida and non-Florida residents for whom test results were received by the Department of Health. A person can be tested by more than one laboratory and can have both positive and negative results. **Therefore, the sum of the numbers in each column will be larger than the total number of people tested.**

Reporting lab	Inconclusive	Negative	Positive	Percent positive	Total
CVS PA4077POCT BELLE VERNON		4			4
CVS OH3301POCT WOODMERE		4			4
NEMOURS CHILDREN'S CLINIC			4	100%	4
UNIVERISTY OF MIAMI			4	100%	4
MERCY URGENT CARE			4	100%	4
IVY ROSEN MD PLLC		4			4
MINUTE CLINIC, LLC #4650		4			4
MINUTECLINIC DIAGNOSTIC OF WISCONSIN, LLC		4			4
MINUTECLINIC DIAG OF IND, LLC #6472		4			4
DYNACARE LABORATORIES			4	100%	4
OHIO CVS STORES		3	1	25%	4
FISHERMEN'S HOSPITAL			4	100%	4
CORTLAND REGIONAL MEDICAL CENTER		4			4
CVS HEALTH, #1994		3	1	25%	4
CVS MO8556POCT KANSAS CITY		4			4
BAYLOR ESOTERIC AND MOLECULAR LAB			4	100%	4
WYOMING PUBLIC HEALTH LAB			4	100%	4
AURORA BAYCARE UROLOGY			4	100%	4
TARPON SPRINGS PEDIATRICS, LLC			4	100%	4
DEPARTMENT OF PATHOLOGY ROME MEMORIAL		3	1	25%	4
WALGREENS #07034		4			4
SINAI PLAZA NURSING AND REHAB CENTER			4	100%	4
RIVER CITY MEDICAL ASSOCIATES INC			4	100%	4
Kroger 125 - The Little Clinic Castle Rock		3	1	25%	4
URGENT CARE - OCONEE		2	2	50%	4
ADVENTHEALTH NEW SMYRNA BEACH COMMUNITY HEALTH			4	100%	4
MINUTECLINIC DIAGNOSTIC OF VIRGINIA, LLC #1656		4			4
SOUTH FLORIDA RESEARCH ORGANIZATION			4	100%	4
BELLIN HEALTH LAB		1	3	75%	4
MINUTECLINIC DIAGNOSTIC OF SC, LLC #4		4			4
Kroger 124 - The Little Clinic University		3	1	25%	4
LPG PRIMARY CARE AT MATTHEW DRIVE		4			4
CORIZON HEALTH INC			4	100%	4
MASSASHUSETTS STATE LAB INSTITUTE		1	3	75%	4
VIDANT MEDICAL CENTER			4	100%	4
Westminster Manor		3	1	25%	4
INTERMARKET FACILITY			4	100%	4
BIOTEST PLASMA CENTER		4			4
DIAMOND SPEEDWAY DIALYSIS		1	3	75%	4
ADVENTHEALTH MEDICAL GROUP PEDIATRICS		1	3	75%	4
FAMILY MEDICAL CLINIC HOMESTEAD, LLC			4	100%	4
CHILDREN'S MEDICAL GROUP		4			4
CVS NC2313POCT RALEIGH		3	1	25%	4
CVS TX10016POCT PRINCETON		4			4
CVS OH3458POCT BEAVERCREEK		4			4
WILLIAM A HINTON STATE LABORATORY INSTITUTE		1	3	75%	4
CENTRAL JERSEY URGENT CARE OF EATONTOW		4			4

# COVID-19: testing by laboratory

Data through Mar 6, 2021 verified as of Mar 7, 2021 at 09:25 AM

Data in this report are provisional and subject to change.

The numbers in the table below represent the number of Florida and non-Florida residents for whom test results were received by the Department of Health. A person can be tested by more than one laboratory and can have both positive and negative results. **Therefore, the sum of the numbers in each column will be larger than the total number of people tested.**

Reporting lab	Inconclusive	Negative	Positive	Percent positive	Total
HEALTHCARE NETWORK OF SOUTHWEST FLORIDA			4	100%	4
Grace Rehabilitation of Vero Beach		4			4
FLORIDA HOSPITAL ALTAMONTE		2	2	50%	4
Kroger 752 - The Little Clinic Central Station		3	1	25%	4
PANCARE HEALTH - PONCE DE LEON			4	100%	4
PALM BEACH CANCER INSTITUTE			4	100%	4
GILCHRIST COUNTY HEALTH DEPT			4	100%	4
NEULIFE NEUROLOGICAL SERVICES LLC			4	100%	4
HEALTHY MINORS PEDIATRIC URGENT CARE		4			4
FRESENIUS MEDICAL CARE			4	100%	4
Calusa Harbour			4	100%	4
ALBANY MEDICAL CENTER		3	1	25%	4
MINUTECLINIC DIAGNOSTIC OF NORTH CAROLINA PC #7054		3	1	25%	4
LIFEHOPE LABS			4	100%	4
MEDICAL CENTER ENTERPRISE			4	100%	4
MONTANA DEPARTMENT OF PUBLIC HEALTH & HUMAN SERVICES			4	100%	4
BARTON MEMORIAL HOSPITAL		3	1	25%	4
CVS NJ862POCT MARLBORO		4			4
MEDEXPRESS URGENT CARE - MARKHAM STREE		3	1	25%	4
OMNICARE PHARMACY OF TEXAS 1		4			4
CVS CA9715POCT THOUSAND OAKS		4			4
CVS MINUTE CLINIC DIAGNOSTIC OF KANSAS, PA		4			4
CVS PA1296POCT DREXEL HILL		3	1	25%	4
MEDEXPRESS URGENT CARE-SCOTT TOWNSHIP		3	1	25%	4
DEACONESS HOSPITAL			4	100%	4
MINUTECLINIC DIAG OF IND, LLC #10190		4			4
GUTHRIE MEDICAL GROUP - CORNING		3	1	25%	4
FCHC (OB)-DARWIN SQUARE CTR.			4	100%	4
MEDEXPRESS URGENT CARE - PRINCETON		4			4
LOUISIANA DEPT. OF HEALTH AND HOSPITALS-INFECTIOUS DISEASE EPI SECTION			4	100%	4
CONSULATE HEATH CARE AT WEST ALTAMONTE			4	100%	4
MD NOW URGENT CARE - DELRAY WEST			4	100%	4
CULLMAN REGIONAL URGENT CARE		3	1	25%	4
Metro West Nursing and Rehab			4	100%	4
THE OASIS ALF		4			4
COVENIENT CARE MEDICAL CLINIC			4	100%	4
CVS NY549POCT RIDGEWOOD		2	2	50%	4
REELFOOT FAMILY WALK IN CLINIC		3	1	25%	4
Park Ridge Nursing Center		3	1	25%	4
CVS TX7162POCT HOUSTON		4			4
CVS SC2736POCT MURRELLS INLET		4			4
STEUBEN COUNTY PUBLIC HEALTH		4			4
CVS NV2928POCT LAS VEGAS		4			4
FAMILY MEDICINE AT WATERMAN		4			4
Millennium Nursing & Rehab Center		4			4
LEON MEDICAL CENTERS, LLC			4	100%	4
MEDEXPRESS URGENT CARE - SOMERSET TOWNSHIP		4			4

# COVID-19: testing by laboratory

Data through Mar 6, 2021 verified as of Mar 7, 2021 at 09:25 AM

Data in this report are provisional and subject to change.

The numbers in the table below represent the number of Florida and non-Florida residents for whom test results were received by the Department of Health. A person can be tested by more than one laboratory and can have both positive and negative results. **Therefore, the sum of the numbers in each column will be larger than the total number of people tested.**

Reporting lab	Inconclusive	Negative	Positive	Percent positive	Total
PILGRIM PHARMACY INC		4			4
VITAL CARE URGENT CARE			4	100%	4
PDL PHARMACY CORP			4	100%	4
COMMUNITY HEALTH CENTER OF WEST PALM BEACH			4	100%	4
CVS IN5696POCT FORT WAYNE		4			4
MEDEXPRESS URGENT CARE, FAIRMONT		4			4
MEDICINE SHOPPE #1306 THE		3	1	25%	4
Kroger 339 - The Little Clinic Highlands - Bardstown Road		4			4
CVS TX8387POCT AUSTIN		4			4
CLINICAL LABORATORIES OF THE BUFFALO		3	1	25%	4
MEDEXPRESS - NEW CASTLE, DUPONT HWY		4			4
Crowne Health Care of Montgomery		4			4
LPG PRIMARY CARE AT CAPE CORAL PARKWAY		4			4
RML PHARMACY PC		4			4
ST PETE DIRECT PRIMARY CARE		2	2	50%	4
PINELLAS POINT NURSING AND REHAB			4	100%	4
RHEA MEDICAL CENTER		4			4
NOT GIVEN		1	3	75%	4
TRIDENT BIOMETRICS		3	1	25%	4
ManorCare Rehabilitation Center- Decatur		4			4
INDUSTRY LAB DIAGNOSTIC PARTNERS			4	100%	4
LATCHER LABORATORY OF A O FOX MEMORIAL		2	2	50%	4
BEECHTREE MOLECULAR LAB LLC			4	100%	4
COMPREHENSIVE CLINICAL RESEARCH, LLC			4	100%	4
PM PEDIATRICS OF SELDEN PLLC		4			4
DTR LABS		3	1	25%	4
ROAN DRUG COMPANY LLC		4			4
ACCESS RECOVERY SOLUTIONS LLC			4	100%	4
BETHPAGE EXTENDED HOURS CENTER		4			4
ADVANCED PEDIATRICS OF BOCA LLC			4	100%	4
CULLMAN REGIONAL MEDICAL CENTER		3	1	25%	4
ManorCare Health Services Camp Hill		4			4
SHARP MEMORIAL HOSPITAL MICROBIOLOGY DEPT			4	100%	4
FLORIDA CANCER SPECIALISTS AND RESEARCH		2	2	50%	4
CAPTAIN JAMES A. LOVELL FEDERAL HEALTHCARE CENTER			4	100%	4
MEDEXPRESS URGENT CARE HUNTINGTON		4			4
BOND & STEELE CLINIC PA D/B/A BOND CLINIC PA		4			4
HENDRY/GLADES COUNTY HEALTH DEPARTMENT		3	1	25%	4
ST. MARY'S HOSPITAL			4	100%	4
Heartland of Boynton Beach			4	100%	4
MINUTECLINIC DIAG OF IND LLC #6840		4			4
CALIFORNIA DEPARTMENT OF PUBLIC HEALTH			4	100%	4
DEVEREUX FLORIDA CHILDRENS CENTER			4	100%	4
Bon Secours Place		3	1	25%	4
Health Care Center of Jacksonville			4	100%	4
MEDEXPRESS URGENT CARE - MOUNTAIN HOME		3	1	25%	4
MARSHFIELD LABORATORIES			4	100%	4



# COVID-19: testing by laboratory

Data through Mar 6, 2021 verified as of Mar 7, 2021 at 09:25 AM

Data in this report are provisional and subject to change.

The numbers in the table below represent the number of Florida and non-Florida residents for whom test results were received by the Department of Health. A person can be tested by more than one laboratory and can have both positive and negative results. **Therefore, the sum of the numbers in each column will be larger than the total number of people tested.**

Reporting lab	Inconclusive	Negative	Positive	Percent positive	Total
CVS GA3766POCT DACULA		2	2	50%	4
SOUTHLAND SUITES OF LAKE LAND			4	100%	4
UNION CITY MANOR NURSING CENTER		4			4
FLORENCE - HUNTSVILLE HOSPITAL URGENT CARE		3	1	25%	4
TREASURE COAST URGENT & FAMILY CARE			4	100%	4
COMMUNITY PHYSICIANS OF NORTH PORT PA			4	100%	4
CARENOW URGENT CARE - WINTER SPRINGS		3	1	25%	4
MINUTECLINIC, LLC #5707		4			4
ELDER ALTERNATIVES INC		3	1	25%	4
MINUTECLINIC DIAGNOSTIC MED GRP OF ORA		3	1	25%	4
FLORIDA MEDICAL ASSOCIATES LLC			4	100%	4
INFINITI LABS INC			4	100%	4
HARBORCHASE OF VILLAGES CROSSING			4	100%	4
EPI			4	100%	4
CVS PA1193POCT JENKINTOWN		4			4
MEMORIAL HEALTH CARE SYSTEMS			4	100%	4
MEDEXPRESS URGENT CARE - WICHITA, S SENECA ST		2	2	50%	4
CVS TN7289POCT SIGNAL MOUNTAIN		4			4
POWERS PEDIATRICS			4	100%	4
MINUTECLINIC DIAGNOSTIC OF TN PC #240		4			4
CVS TN4624POCT KNOXVILLE		3	1	25%	4
MEDEXPRESS URGENT CARE-PASADENA		4			4
FLORIDA HEART AND VASCULAR			4	100%	4
IMIC INC RESEARCH			4	100%	4
BIOREFERENCE LABORATORIES			4	100%	4
NORTH OKALOOSA CLINIC CORP		1	3	75%	4
MINUTECLINIC, LLC #1452		4			4
CELEBRATION PEDIATRICS			4	100%	4
PEACEHEALTH LABORATORIES		3	1	25%	4
CAPITAL HEALTH LABORATORY INC			4	100%	4
UNIVERSITY OF MIAMI STUDENT HEALTH SERVICE			4	100%	4
DIAGNOSTIC & MEDICAL SPECIALISTS OF GREENWICH		2	2	50%	4
REHABILITATION CENTER OF WINTER PARK,THE			4	100%	4
CVS OH6149POCT UPPER ARLINGTON		2	2	50%	4
UNIVERSITY OF WASHINGTON MEDICAL CENTER (UWMC) EMERGENCY DEPT.			4	100%	4
OPTUM OF RED ROAD		4			4
LIFE CARE HOME HEALTH SERVICES LLC		1	3	75%	4
KENTUCKY CABINET FOR HEALTH AND FAMILY SERVICES			4	100%	4
BUCKINGHAM PLACE ALF		4			4
DERMATOLOGY SPECIALISTS OF FL - DR. JON WARD			4	100%	4
SIGNATURE CARE EMERGENCY CENTER		2	2	50%	4
IMMUNOGENOMICS LLC		1	3	75%	4
EMORY UNIVERSITY HOSPITAL		1	3	75%	4
SIGNATURE CARE MONTROSE		2	2	50%	4
HUNT CLUB MEDICAL CARE			4	100%	4
PANCARE HEALTH YOUNGSTOWN			4	100%	4
PRINCETON BMC LABORATORY		4			4

# COVID-19: testing by laboratory

Data through Mar 6, 2021 verified as of Mar 7, 2021 at 09:25 AM

Data in this report are provisional and subject to change.

The numbers in the table below represent the number of Florida and non-Florida residents for whom test results were received by the Department of Health. A person can be tested by more than one laboratory and can have both positive and negative results. **Therefore, the sum of the numbers in each column will be larger than the total number of people tested.**

Reporting lab	Inconclusive	Negative	Positive	Percent positive	Total
LAKE FOREST PARK OP CO LLC		4			4
Life Care Center of Citrus County		3	1	25%	4
ORANGE COUNTY HEALTH DEPARTMENT		2	2	50%	4
GENUS DIAGNOSTICS			4	100%	4
CVS MD2956POCT NEW MARKET		3	1	25%	4
FIFTH AVENUE PEDIATRICS		3	1	25%	4
FLORIDA HEALTH CARE PLANS STIRLING CENTER			4	100%	4
MEDEXPRESS URGENT CARE - SUMMERSVILLE, WEBSTER RD		4			4
PHYSICIANS IMMEDIATE CARE AURORA			4	100%	4
CAREWELL 202			4	100%	4
State Lab Unspecifd			4	100%	4
CVS OH2342POCT WEST CHESTER		3	1	25%	4
INVERNESS FAMILY CARE HIGH RISK PLLC			4	100%	4
PORT ORANGE NURSING & REHAB			4	100%	4
MEMORIAL HEALTHCARE SYSTEM		1	3	75%	4
MINUTE-CLINIC DIAGNOSTIC OF VIRGINIA,		4			4
CRESTAR LABS		2	2	50%	4
CVS IL8751POCT CHICAGO		4			4
ALLIANCE PEDIATRICS PA			4	100%	4
TRUE HEALTH- HOFFNER		3	1	25%	4
HOME DOCS		2	2	50%	4
UNC HOSPITAL/MCLENDON CLINICAL LABORATORIES			4	100%	4
DASCENA LABORATORY			4	100%	4
DISCOVERY VILLAGE AT DEERWOOD			4	100%	4
LPG PRIMARY CARE AT COLONIAL CENTER DRIVE		3	1	25%	4
L3HARRIS FAMILY MEDICAL CENTER			4	100%	4
TMH PHYSICIAN PARTNERS SOUTHWOOD		1	3	75%	4
MEDEXPRESS URGENT CARE PLEASANT HILLS		3	1	25%	4
MEDEXPRESS URGENT CARE- FORT WORTH N T		4			4
SUMNER REGIONAL MEDICAL CENTER		3	1	25%	4
HARBOUR ISLAND PEDIATRICS LLC			4	100%	4
GRAND VILLA OF LAKELAND		4			4
JOSEF SCHENKER, MD, PC		4			4
MINUTECLINIC DIAG OF IND, LLC #6910		4			4
MEDEXPRESS URGENT CARE LAVALE		4			4
MINUTECLINIC DIANOSTIC OF VIRGINIA, LL		3	1	25%	4
CVS OH3393POCT AURORA		3	1	25%	4
CVS NV9841POCT RENO		2	2	50%	4
CVS GA2236POCT WOODSTOCK		4			4
GUIDEWELL EMERGENCY MEDICINE DOCTORS LLC #33			4	100%	4
GENEVA GENERAL HOSPITAL LABORATORY		3	1	25%	4
FHCP - ORMOND BEACH			4	100%	4
CFP PHYSICIANS GROUP			4	100%	4
PLAINVIEW PRIMARY CARE		4			4
ASCENSION ST VINCENT'S MEDICAL CENTER		3	1	25%	4
EXTENDICARE HEALTH & REHAB CENTER		4			4
CITY OF TALLAHASSEE		4			4

# COVID-19: testing by laboratory

Data through Mar 6, 2021 verified as of Mar 7, 2021 at 09:25 AM

Data in this report are provisional and subject to change.

The numbers in the table below represent the number of Florida and non-Florida residents for whom test results were received by the Department of Health. A person can be tested by more than one laboratory and can have both positive and negative results. **Therefore, the sum of the numbers in each column will be larger than the total number of people tested.**

Reporting lab	Inconclusive	Negative	Positive	Percent positive	Total
MINUTECLINIC OF NEVADA-2955 S FT APACH		4			4
MEDEXPRESS URGENT CARE - LOGAN		4			4
CVS NC5532POCT SUMMERFIELD		4			4
WALGREENS #10972	1	3			4
THONOTOSASSA COMMUNITY HEALTH CENTER		1	3	75%	4
MEDEXPRESS URGENT CARE SHADYSIDE		3	1	25%	4
CONSOLIDATED LABORATORY SERVICES			4	100%	4
MINUTE CLINIC #8979		4			4
MEDEXPRESS URGENT CARE - TEAYS VALLEY		3	1	25%	4
CLINICAL PATHOLOGY LABORATORIES			4	100%	4
REFUGE A HEALING PLACE, THE			4	100%	4
Oakwood - North Baldwins Center for Living		4			4
MEDEXPRESS URGENT CARE - MBURG COMMONS		4			4
DEPARTMENT OF HEALTH AND HUMAN SERVICES		2	2	50%	4
CVS PA258POCT MCKEES ROCKS		4			4
NAVAL MEDICAL CENTER SAN DIEGO			4	100%	4
MINUTE CLINIC DIAGNOSTIC OF VIRGINIA, LLC #7543		4			4
CVS NJ836POCT RUNNEMEDE		4			4
STONE CLINICAL LABORATORIES OF FL LLC		4			4
EXPRESS TESTING-ONE			4	100%	4
HAMPTON ALF AT 24TH ROAD LLC			4	100%	4
MEDEXPRESS URGENT CARE - TULSA, S YALE AVE		4			4
ARCPPOINT LABS OF FORT LAUDERDALE, FL CENTRAL		1	3	75%	4
MIAMI COMMUNITY HEALTH CENTER INC		1	3	75%	4
ASCENDI HOME HEALTH AGENCY INC			4	100%	4
CVS PA813POCT RICHBORO		4			4
SOUTHEASTERN REGIONAL MEDICAL CENTER			4	100%	4
JFK INTERNAL MEDICINE FACULTY PRACTICE		2	2	50%	4
MORGAN STANLEY HEALTH CENTER		4			4
WOMEN'S CARE FLORIDA, LLC		4			4
CVS PA1671POCT LANCASTER		4			4
AFFINITY URGENT CARE			4	100%	4
MONROE COUNTY DEPT OF PUBLIC HEALTH ST		4			4
Rehabilitation Center of the Palm Beaches		4			4
PARADIGM LABORATORIES			4	100%	4
CVS TX7821POCT LEAGUE CITY		4			4
ADVANCED URGENT CARE LLC		1	3	75%	4
DEPT OF VA MEDICAL CENTER - RICHMOND		3	1	25%	4
DEPARTMENT OF HEALTH/ NEW YORK			4	100%	4
CVS IL8747POCT CHICAGO		4			4
MAILBOX DIAGNOSTICS		2	2	50%	4
MINUTECLINIC DIAGNOSTIC OF OHIO #2964		4			4
PRIMECARE		2	2	50%	4
THE LITTLE CLINIC			4	100%	4
OVIEDO CHILDRENS HEALTH CENTER LLC		1	3	75%	4
MARION AND BERNARD L SAMSON NURSING CENTER			4	100%	4
CVS GA2841POCT LAWRENCEVILLE		4			4

# COVID-19: testing by laboratory

Data through Mar 6, 2021 verified as of Mar 7, 2021 at 09:25 AM

Data in this report are provisional and subject to change.

The numbers in the table below represent the number of Florida and non-Florida residents for whom test results were received by the Department of Health. A person can be tested by more than one laboratory and can have both positive and negative results. **Therefore, the sum of the numbers in each column will be larger than the total number of people tested.**

Reporting lab	Inconclusive	Negative	Positive	Percent positive	Total
CVS M05655POCT LIBERTY		1	3	75%	4
CVS MA394POCT SEEKONK		4			4
COVID TESTING LLC			4	100%	4
SARAH LAWRENCE COLLEGE HEALTH SERVICES		4			4
CVS MA2297677CV BOSTON		4			4
MINUTE CLINIC DIAGNOSTIC OF VIRGINIA, LLC #1905		4			4
MEDFIRST URGENT CARE			4	100%	4
PRL NYC PANDEMIC RESPONSE LAB			4	100%	4
ACCENT PHYSICIAN SPECIALISTS PA		4			4
ARC POINT LABS OF AUSTIN NORTH			4	100%	4
MD ANDERSON			4	100%	4
OKLAHOMA STATE UNIVERSITY DIAGNOSTIC LAB			4	100%	4
GASTROENTEROLOGY ASSOC OF PENSACOLA, PA		2	2	50%	4
MINUTECLINIC DIAGNOSTIC OF PENNSYLVAN		3	1	25%	4
HEART OF FLORIDA HEALTH CENTER INC		1	3	75%	4
PELICAN LANDING		1	3	75%	4
CAPE COD HOSPITAL			4	100%	4
SOUTHWESTERN REGIONAL MEDICAL CENTER - TULSA		4			4
ELIZABETH CITY HEALTH & REHABILITATION		4			4
CHIEFLAND MEDICAL CENTER			4	100%	4
MEDEXPRESS URGENT CARE - KOKOMO		4			4
CVS OH3080POCT HUBER HEIGHTS		4			4
CVS MINUTE CLINIC DIAGNOSTIC OF TEXAS		3	1	25%	4
LPG COCONUT POINT - FAMILY/ INTERNAL MEDICINE		4			4
AIREVAC INTERNATIONAL		4			4
WESLEY CHAPEL INTERNAL MEDICINE AND PEDIATRICS			4	100%	4
CVS CT718POCT ANSONIA		4			4
CENTERPLACE HEALTH, INC			4	100%	4
INTRACOASTAL LABS INC		4			4
FAMILY MEDICINE AT WINTER PARK			4	100%	4
BAPTIST HEALTH MEDICAL CENTER			4	100%	4
CVS NC2771POCT CLAYTON		3	1	25%	4
CELAL GUROL ERBAY, MD			4	100%	4
SANFORD SOUTH UNIVERSITY		4			4
SOUTH FLORIDA PEDIATRIC PARTNERS			4	100%	4
Mill Valley Care Center		4			4
MINUTE-CLINIC DIAGNOSTIC OF VIRGINIA, LLC		4			4
MEDEXPRESS - NEWARK		4			4
WINKLER COURT□		3	1	25%	4
ALVARO J DANGOND MD PA		4			4
FHPG_EXP CARE PALM HARBOR			4	100%	4
CARE ONE PRIMARY CARE			4	100%	4
APOPKA FAMILY HEALTH CENTER		3	1	25%	4
RELIANT ACUTE CARE			4	100%	4
ADVENT HEALTH - TUSKAWILLA		4			4
SONIC REFERENCE LABORATORY			4	100%	4
MEDEXPRESS URGENT CARE - HOLLINS		4			4

# COVID-19: testing by laboratory

Data through Mar 6, 2021 verified as of Mar 7, 2021 at 09:25 AM

Data in this report are provisional and subject to change.

The numbers in the table below represent the number of Florida and non-Florida residents for whom test results were received by the Department of Health. A person can be tested by more than one laboratory and can have both positive and negative results. **Therefore, the sum of the numbers in each column will be larger than the total number of people tested.**

Reporting lab	Inconclusive	Negative	Positive	Percent positive	Total
MAINE DEPARTMENT OF HEALTH AND HUMAN SERVICES			4	100%	4
MEDICAL CENTER OF CENTRAL GEORGIA			3	100%	3
LIVINGSTON COUNTY DEPT OF HEALTH REPRO			3	100%	3
TUFTS MEDICAL CENTER			3	100%	3
SUNCREST OMNI		3			3
PARRISH MEDICAL CENTER-WAIVED TESTING		3			3
PINELLAS PARK HEALTH CENTER - PINELLAS CHD		1	2	67%	3
MEDICAL CITY DALLAS HOSPITAL			3	100%	3
ALL4KIDZ PEDIATRICS LLC		2	1	33%	3
Kroger 571 - The Little Clinic Hendersonville		1	2	67%	3
FELICIDAD MEDICAL CENTER INC			3	100%	3
NEBRASKA DEPARTMENT OF HEALTH AND HUMAN SERVICES			3	100%	3
LRHS Florida Poly Tech		3			3
AKRON GENERAL MEDICAL CENTER MAIN		3			3
OPTUM PRIMARY CARE - SILVER LAKES			3	100%	3
THE PATHOLOGY LABORATORY		1	2	67%	3
CVS SC7334POCT LEXINGTON		3			3
COVANCE CLS			3	100%	3
OHIO HEALTH DOCTORS HOSPITAL			3	100%	3
2412 LEBANON PIKE		2	1	33%	3
CROSSROADS URGENT CARE PLLC		3			3
NATURE COAST PRIMARY CARE LAB LLC			3	100%	3
ESCO DRUG CO INC		3			3
HARBORCHASE OF GAINESVILLE			3	100%	3
EAST NAPLES PEDIATRICS			3	100%	3
MINUTECLINIC, LLC #05814		3			3
Rosedale Green		3			3
ADVENT HEALTH - CENTRAL PASCO ER			3	100%	3
NORTH SHORE HOSP. INFECTION CONTROL			3	100%	3
MINUTECLINIC LLC #5176			3	100%	3
WHITE EARTH IHS MAIN LAB		3			3
JUPITER INTERNAL MEDICINE AND ASSOCIATES			3	100%	3
CALLE OCHO DIALYSIS			3	100%	3
Marian Manor, Inc		3			3
CVS IN3975POCT JEFFERSONVILLE		2	1	33%	3
CVS SC5471POCT LEXINGTON		2	1	33%	3
LOCH HAVEN PEDIATRICS			3	100%	3
PATHOLOGY REFERENCE LAB LLC			3	100%	3
NASSAU COUNTY HEALTH DEPARTMENT-FERNANDINA BEACH C		3			3
Kroger 895 - The Little Clinic Green Hills		3			3
BNC Medical Investors, LLC Berrien Nursing & Rehabilitation Center		3			3
EXETER HOSPITAL		3			3
BARONESS ERLANGER HOSPITAL		3			3
ALABAMA DEPT PUBLIC HEALTH			3	100%	3
HCR ManorCare Greentree		3			3
FAMILY TREE MEDICAL GROUP PA		2	1	33%	3
MEDICAL UNIVERSITY SC HOSPITAL			3	100%	3



# COVID-19: testing by laboratory

Data through Mar 6, 2021 verified as of Mar 7, 2021 at 09:25 AM

Data in this report are provisional and subject to change.

The numbers in the table below represent the number of Florida and non-Florida residents for whom test results were received by the Department of Health. A person can be tested by more than one laboratory and can have both positive and negative results. **Therefore, the sum of the numbers in each column will be larger than the total number of people tested.**

Reporting lab	Inconclusive	Negative	Positive	Percent positive	Total
CLINICA HISPANIA			3	100%	3
GREENTREE MEDICAL CENTER			3	100%	3
CENTRAL JERSEY URGENT CARE		3			3
CVS IN6713POCT BLOOMINGTON		3			3
CVS OH2518POCT COLUMBUS		2	1	33%	3
BAPTIST PRIMARY CARE, INC.		2	1	33%	3
NHC HealthCare Anniston		3			3
MAYO		1	2	67%	3
CELEBRATION PRIMARY CARE ASSOCIATES LLC		3			3
ROANE MEDICAL CENTER		2	1	33%	3
CVS SC5550POCT CLOVER		2	1	33%	3
PROHEALTH PRIMARY CARE - GLEN OAKS		3			3
MEDEXPRESS URGENT CARE- COLUMBIA HEIGH		3			3
MURFREESBORO MEDICAL CLINIC		3			3
CVS KS676POCT LAWRENCE		2	1	33%	3
24TH WEAPONS OF MASS DESTRUCTION - CIVIL SUPPORT		3			3
SPRING LAKE REHABILITATION CENTER			3	100%	3
ADVANCED PEDIATRICS			3	100%	3
ORLANDO FAMILY PHYSICIANS INC			3	100%	3
BROOKDALE OAKBRIDGE		1	2	67%	3
ACCESS HEALTH CARE		2	1	33%	3
VIRTUA MEMORIAL HOSPITAL BURLINGTON COUNTY		1	2	67%	3
Kennedy University Hospital -Wash Twp L		3			3
FLORIDA HOSPITAL LABORATORIES		3			3
CVS PA2688POCT COLLEGEVILLE		3			3
BRIGHAM AND WOMEN'S HOSPITAL			3	100%	3
CARENOW-ATASCOCITA			3	100%	3
MINUTECLINIC DIAGNOSTIC OF WISCONSIN,		3			3
Lakeview Village		3			3
LEE CONVENIENT CARE AT SUMMERLIN			3	100%	3
AVANTE INVERNESS		1	2	67%	3
HEPATOLOGY DIAGNOSTIC LAB			3	100%	3
AIRPORT CLINIC			3	100%	3
CENTRAL DUPAGE HOSPITAL			3	100%	3
BRANDON REGIONAL EMERGENCY CTR			3	100%	3
CAPTIAL REGIONAL MEDICAL CENTER			3	100%	3
CVS IN6605POCT INDIANAPOLIS		2	1	33%	3
BAPTIST HOSPITAL EMPLOYEE HEALTH OFF			3	100%	3
HIALEAH SHORES NURSING AND		2	1	33%	3
CVS PA1074POCT KENNETT SQUARE		3			3
Walgreens #5984		3			3
LIFE CARE CENTER OF SKAGIT VALLEY		3			3
MONTANA PUBLIC HEALTH LAB			3	100%	3
ACL LABORATORIES INDUSTRIAL TOXICOLOGY			3	100%	3
Wynfield Park Health and Rehabilitation		3			3
VIRGINIA DEPARTMENT OF HEALTH DIVISION OF			3	100%	3
INTERNAL MEDICINE & PEDIATRICS WELLNESS CENTER			3	100%	3

# COVID-19: testing by laboratory

Data through Mar 6, 2021 verified as of Mar 7, 2021 at 09:25 AM

Data in this report are provisional and subject to change.

The numbers in the table below represent the number of Florida and non-Florida residents for whom test results were received by the Department of Health. A person can be tested by more than one laboratory and can have both positive and negative results. **Therefore, the sum of the numbers in each column will be larger than the total number of people tested.**

Reporting lab	Inconclusive	Negative	Positive	Percent positive	Total
SEMINOLE FAMILY HEALTH CENTER		3			3
FLORIDA MEDICAL CLINIC -INTERNAL MED DADE CITY			3	100%	3
CVS OH6123POCT CINCINNATI		2	1	33%	3
MC DIAGNOSTIC OF CONNECTICUT, PC #114		3			3
ALLIANCE LABS @LRMC			3	100%	3
CENTURY LINK SPORTS COMPLEX			3	100%	3
OPENTRONS PRL		2	1	33%	3
PATIENT FIRST - ALLENTOWN			3	100%	3
HALIFAX HEALTH CARE FOR WOMEN		3			3
HARBORCHASE OF STUART			3	100%	3
MINUTECLIINIC DIAGNOSTIC OF NORTH CARO		3			3
CVS NJ837POCT MARLTON		3			3
PROGRESS PHARMACY INC			3	100%	3
Medilodge of Montrose		3			3
MD ANDERSON CANCER CENTER DI BAY AREA			3	100%	3
STRINGFELLOW MEMORIAL HOSPITAL		3			3
MED FUSION			3	100%	3
BETTERMED URGENT CARE			3	100%	3
CITY OF SANFORD EMPLOYEE HEALTH AND		3			3
CVS MO10053POCT SAINT PETERS		3			3
MINUTECLINIC DIAG OF IND, LLC #5369		2	1	33%	3
DOCTORS HOSPITAL RENAISSANCE			3	100%	3
FLORIDA GASTROENTEROLOGY ASSOCIATES PA		3			3
HELIX MEDICAL CENTERS		1	2	67%	3
SKIPPACK MEDICAL LAB			3	100%	3
NASSAU UNIVERSITY MEDICAL CENTER DEPT		2	1	33%	3
FLORIDA LABORATORY ANALYSIS, LLC			3	100%	3
LEESBURG REGIONAL MEDICAL CENTER URGENT CARE			3	100%	3
TRUE HEALTH - LAKE UNDERHILL		3			3
FLORIDA MENTOR-POINT WEST CLUSTER		3			3
CTRS			3	100%	3
NC STATE LABORATORY OF PUBLIC HEALTH		3			3
ADVENTHEALTH SEBRING- INFECTION CONTROL DEPARTMENT			3	100%	3
BOLING, STEPHANIE		3			3
TAYLOR MANOR		1	2	67%	3
Village on the Green			3	100%	3
ERIE COUNTY PUBLIC HEALTH CLINICAL		3			3
COVENANT PEDIATRICS		1	2	67%	3
TRUSTBRIDGE			3	100%	3
VICAR'S LANDING NURSING HOME		2	1	33%	3
ASPEN VALLEY HOSPITAL			3	100%	3
AZALEALAND NURSING HOME		3			3
BLACK STALLION WALK IN AND EXERCISE CLINICS LLC		1	2	67%	3
HEARTLAND - CHARLESTON OF HANAHAN SC,		3			3
PEDIATRICS AND ADOLESCENT MEDICINE		2	1	33%	3
ST. LUKE'S HOSPITAL - BETHLEHEM CAMPUS		1	2	67%	3
MED EXPRESS URGENT CARE PC - MARYLAND		2	1	33%	3

# COVID-19: testing by laboratory

Data through Mar 6, 2021 verified as of Mar 7, 2021 at 09:25 AM

Data in this report are provisional and subject to change.

The numbers in the table below represent the number of Florida and non-Florida residents for whom test results were received by the Department of Health. A person can be tested by more than one laboratory and can have both positive and negative results. **Therefore, the sum of the numbers in each column will be larger than the total number of people tested.**

Reporting lab	Inconclusive	Negative	Positive	Percent positive	Total
BAPTIST HOSPITAL NURSING/PATIENT CARE			3	100%	3
YORK HOSPITAL - LABORATORY			3	100%	3
CARENOW-LEBANON		1	2	67%	3
Kroger 635 - The Little Clinic Dacula		3			3
ALOHA HOME CARE LLC DBA ACCENTCARE HOME HEALTH OF		3			3
EXPEDIAN URGENT CARE			3	100%	3
Kroger 522 - The Little Clinic Gahanna		2	1	33%	3
THOMAS LANGLEY			3	100%	3
MPG JACKSONVILLE ATLANTIC BLVD		1	2	67%	3
TIFTON CARECONNECT URGENT CARE			3	100%	3
QUEST DIAGNOSTICS CLINICAL LABORATORIES INC		2	1	33%	3
IOWA DEPARTMENT OF PUBLIC HEALTH			3	100%	3
GENDERXPRESS/PICTURE ME PERFECT IMAGING			3	100%	3
MICHIGAN HEALTH CLINIC LABORATORIES		2	1	33%	3
BRENTWOOD SENIOR LIVING AT ST PETE			3	100%	3
COMMUNITY MEDICAL CENTER			3	100%	3
NASSAU COUNTY HEALTH DEPARTMENT		3			3
Magnolia Health and Rehab Center			3	100%	3
CVS PHARMACY INC DBA CVS/PHARMACY #10908		3			3
SOFTCELL L-FORM LABORATORIES, LLC			3	100%	3
STEAMBOAT EMERGENCY CENTER			3	100%	3
VIRGINIA DIVISION OF CONSOLIDATED LABORATORIES			3	100%	3
WINDSOR AT OCALA		2	1	33%	3
UNITY HEALTH AND REHABILITATION CENTER			3	100%	3
HOPE HEALTH CARE, LLC		3			3
NYC PUBLIC HEALTH LABS			3	100%	3
GAINESVILLE PEDIATRIC ASSOCIATES			3	100%	3
LUVERNE HEALTH AND REHABILITATION		3			3
CVS NC7548POCT FUQUAY VARINA		2	1	33%	3
AMI ST FRANCIS HOSPITAL LABORATORY		2	1	33%	3
NORTHERN LIGHT LABORATORY		1	2	67%	3
FLORIDA HOSPITAL PHYSICIANS GROUP		1	2	67%	3
PEDIATRICS BY THE SEA JOG RD OFFICE			3	100%	3
CVS PA1379POCT LANSDALE		3			3
BAPTIST OUTPATIENT SERVICES			3	100%	3
Broadview Multi-Care Center		3			3
Bainbridge Health and Rehab		3			3
MERCY HOSPITAL			3	100%	3
LOYOLA UNIVERSITY MEDICAL CENTER LABORATORY			3	100%	3
MEDEXPRESS URGENT CARE NORWIN		3			3
MEDEXPRESS URGENT CARE - WALDORF, CRAIN HWY		3			3
WELLSTAR KENNESTONE HOSPITAL			3	100%	3
ADVANCED URGENT CARE CENTER OF THE UPPER KEYS		1	2	67%	3
JOHNNIE RUTH CLARKE LAB			3	100%	3
WINDER NURSING INC DBA WINDER HEALTH CARE		3			3
BRADENTON PHYSICIAN MEDICAL CENTER			3	100%	3
EAST TENNESSEE CHILDREN'S HOSPITAL		2	1	33%	3

# COVID-19: testing by laboratory

Data through Mar 6, 2021 verified as of Mar 7, 2021 at 09:25 AM

Data in this report are provisional and subject to change.

The numbers in the table below represent the number of Florida and non-Florida residents for whom test results were received by the Department of Health. A person can be tested by more than one laboratory and can have both positive and negative results. **Therefore, the sum of the numbers in each column will be larger than the total number of people tested.**

Reporting lab	Inconclusive	Negative	Positive	Percent positive	Total
SCHIFF CENTER FOR LIVER DISEASES		1	2	67%	3
SUMMIT MEDICAL GROUP - WEST ORANGE		3			3
Kroger 387 - The Little Clinic Hubbards Lane		3			3
NEWSTAR MEDICAL LABORATORIES		3			3
MINUTECLINIC, LLC #09202		2	1	33%	3
MARRA'S PHARMACY		3			3
COMMUNICABLE DISEASE CONTROL/PUBLIC HEALTH EMERGENCY PREPAREDNESS			3	100%	3
Kroger 592 - The Little Clinic Alexander Plaza		2	1	33%	3
MEDICAL CENTER OF THE ROCKIES			3	100%	3
QUALITY LABORATORY SERVICE		2	1	33%	3
FHPG TAMPA PRIMARY CARE			3	100%	3
AUSTIN PUBLIC HEALTH			3	100%	3
GARCIA MORALES NELSON			3	100%	3
CVS GA5637POCT VILLA RICA		3			3
MEDEXPRESS URGENT CARE, CHAMBERSBURG		2	1	33%	3
NOVANT HEALTH PRESBYTERIAN		2	1	33%	3
PREMIER PEDIATRICS			3	100%	3
ORLANDO REGIONAL HEALTH SERVICES		1	2	67%	3
VA OUTPATIENT CLINIC-NEW PORT RICHEY			3	100%	3
JS HEALTHCARE		2	1	33%	3
MEDEXPRESS-HOUSTON EAST FWY		1	2	67%	3
UNIVERSITY OF KANSAS MEDICAL CENTER			3	100%	3
CVS SC1540POCT MYRTLE BEACH		2	1	33%	3
NORTH DAKOTA DEPT OF HEALTH MICROBIOLOGY		1	2	67%	3
WALGREENS NO 19542		3			3
PRISMA HEALTH MIDLANDS			3	100%	3
Kroger 388 - The Little Clinic Braelinn Village		3			3
SPARROW CENTRAL LAB			3	100%	3
Concordia Village of Tampa			3	100%	3
H/L of WEst AShley Rhabilitation and Nursing Center		3			3
WELLMED AT APOLLO BEACH BLVD		1	2	67%	3
MINUTE CLINIC LLC #6765		3			3
NDX-CORE LAB			3	100%	3
WYOMING DEPT OF HEALTH			3	100%	3
SCOTTS PHARMACY		3			3
GO PATH LABORATORIES			3	100%	3
MEDEXPRESS URGENT CARE - RICHMOND, W BROAD ST		3			3
ORCHID COVE DAYTONA			3	100%	3
MONTEFIORE MEDICAL CENTER LABS MONTEFIORE		2	1	33%	3
ANN STORCK CENTER INC		3			3
Robert Wood Johnson University Hospital		2	1	33%	3
SUNSHINE STATE DIALYSIS			3	100%	3
WELLMED AT FORT PIERCE		1	2	67%	3
TMH PHYSICIAN PARTNERS BLOUNTSTOWN			3	100%	3
UHEALTH JACKSON URGENT CARE - CUTLER BAY		1	2	67%	3
QUATRACOR PLLC		3			3
CVS TX10140POCT THE WOODLANDS		3			3

# COVID-19: testing by laboratory

Data through Mar 6, 2021 verified as of Mar 7, 2021 at 09:25 AM

Data in this report are provisional and subject to change.

The numbers in the table below represent the number of Florida and non-Florida residents for whom test results were received by the Department of Health. A person can be tested by more than one laboratory and can have both positive and negative results. **Therefore, the sum of the numbers in each column will be larger than the total number of people tested.**

Reporting lab	Inconclusive	Negative	Positive	Percent positive	Total
WEXFORD HEALTH SOURCES INC		3			3
QHG OF ENTERPRISE INC (DBA MEDICAL CTR		3			3
CLINICAL CARE ASSOCIATES, INC			3	100%	3
Bethany Health and Rehab		3			3
CAMPAZZI CONCIERGE MEDICAL SERVICES		2	1	33%	3
DOUGLASVILLE NURSING AND REHABILITATIO		3			3
COVID PROCESSING SITE			3	100%	3
CGH MEDICAL CENTER			3	100%	3
VELOCITY CARE			3	100%	3
VILLAGES HEALTH, THE		3			3
CENTRAL JERSEY URGENT CARE OF BROWN MI		3			3
NYU WINTHROP LABORATORY		3			3
MARTHA A PRICE MD PA		1	2	67%	3
NORTHCREST MEDICAL CENTER		1	2	67%	3
BAPTIST PRIMARY CARE FERNANDINA BEACH			3	100%	3
MINUTECLINIC DIAG OF IND, LLC #8645		3			3
BAYSIDE URGENT CARE CENTER INC			3	100%	3
ADVENT HEALTH MEDICAL GROUP FAMILY MEDICINE			3	100%	3
SOUTH MIAMI HOSPITAL			3	100%	3
YATES COUNTY PUBLIC HEALTH		3			3
DELAWARE PUBLIC HEALTH LABORATORY		1	2	67%	3
NORTHWEST FLORIDA CLINICAL LAB		1	2	67%	3
CVS MINUTE CLINIC DIAGNOSTIC MED GRP		3			3
MINUTE CLINIC LLC #0169		3			3
SAVANNAH COVE		3			3
APEX CLINICAL LABORATORIES INC		3			3
CVS PA5241POCT CHALFONT		3			3
MEDEXPRESS URGENT CARE - LITTLE ROCK		2	1	33%	3
Kroger 758 - The Little Clinic Providence		3			3
TAMPA		1	2	67%	3
INTERNAL MEDICINE AND WOUND CARE SPECIALIST LLC		3			3
MINNEOLA PLACE A HOMEBRIDGE COMMUNITY		3			3
SENTARA NORFOLK GENERAL HOSPITAL CENTRAL LAB			3	100%	3
MOBIL LAB FOR ALL INC		3			3
PARKWAY DRUGS OF ONEIDA COUNTY NORTH I		2	1	33%	3
ST LUKES HOSPITAL LABORATORY		2	1	33%	3
URGENT CARE OF THE SMOKIES			3	100%	3
MEDEXPRESS URGENT CARE-CHIPPEWA		2	1	33%	3
UNIVERISTY OF MEMPHIS ATHLETIC TRAINI		3			3
ENCOMPASS HEALTH REHABILITATION OF ALTAMONTE			3	100%	3
NORTH CAROLINA DEPT OF HEALTH & HUMAN SRVCS STATE LAB OF PUBLIC HEALTH			3	100%	3
COASTAL LABORATORIES OF FLORIDA			3	100%	3
CAREHERE LLC			3	100%	3
OHIO DEPARTMENT OF HEALTH LABORATORY		2	1	33%	3
INSPIRA MEDICAL CENTER VINELAND LAB		2	1	33%	3
WALGREENS #07936		3			3
MINUTECLINIC, LLC (CLINIC 10928)		3			3



# COVID-19: testing by laboratory

Data through Mar 6, 2021 verified as of Mar 7, 2021 at 09:25 AM

Data in this report are provisional and subject to change.

The numbers in the table below represent the number of Florida and non-Florida residents for whom test results were received by the Department of Health. A person can be tested by more than one laboratory and can have both positive and negative results. **Therefore, the sum of the numbers in each column will be larger than the total number of people tested.**

Reporting lab	Inconclusive	Negative	Positive	Percent positive	Total
MEDEXPRESS URGENT CARE, BELLE VERNON		3			3
DACH MAIN LAB			3	100%	3
CVS PA1657POCT YORK		2	1	33%	3
HOUSE CALLS PROFESSIONAL LLC			3	100%	3
ST. PETERSBURG PEDIATRICS- 38TH AVENUE			3	100%	3
CVS TX5877POCT PEARLAND		3			3
Gracemore Nursing and Rehab		3			3
CVS MI8049POCT WATERFORD		3			3
US SPECIALTY LABS			3	100%	3
COASTAL SKIN SURGERY AND DERMATOLOGY PL		3			3
CVS NC3853POCT BURLINGTON		3			3
NEMOURS CHILDRENS PRIMARY CARE HORIZON WEST			3	100%	3
CVS PA2687POCT EXTON		3			3
CVS MO4850POCT SPRINGFIELD		3			3
UNIVERSITY OF MICHIGAN		2	1	33%	3
SISD EMPLOYEE HEALTH CLINIC			3	100%	3
TIEHH BIOTERRORISM RESPONSE LAB			3	100%	3
BROOKDALE LAKE MARY			3	100%	3
PARADISE VILLA ALF INCORPORATED		3			3
MEDICAL SERVICES OF AMERICA HOME HEALTH		3			3
MIDWAY SPECIALTY CARE RX LLC		1	2	67%	3
Greystone Health Care Center		3			3
BEEBE MEDICAL CENTER LABORATORY		3			3
FIRST CARE - MIDDLESBORO			3	100%	3
MENORAH MANOR			3	100%	3
SUNDALE NURSING HOME		3			3
CLINICAL CARE CENTER, INC			3	100%	3
GONZALEZ MD AND ASWAD MD HEALTH SERVICES			3	100%	3
WALGREENS #07502		3			3
RUSSELL SAGE COLLEGE WELLNESS CENTER		3			3
MINUTECLINIC DIAG OF IND, LLC #6648		2	1	33%	3
CVS MO8555POCT KANSAS CITY		3			3
MINUTECLINIC DIAGNOSTIC OF VIRGINIA, LLC		3			3
HELIX LW UC		1	2	67%	3
SUPER HEALTH PHARMACY LLC		3			3
NORTH BROWARD HOSPITAL DISTRICT HEALTHCARE FOR THE HOMELESS			3	100%	3
NONA PEDIATRIC CENTER			3	100%	3
LEE MEMORIAL HOSPITAL BLOOD GAS LAB			3	100%	3
ADRIANA M CASTRO MD PA		3			3
NORTH NAPLES HOSPITAL RESPIRATORY THERAPY DEPARTMENT			3	100%	3
MEDEXPRESS URGENT CARE MARTINSBURG		2	1	33%	3
HEALTHQUEST, INC		2	1	33%	3
MEDEXPRESS URGENT CARE - WEST ST PAUL, ROBERT ST S		3			3
SCIENTIFIC LABORATORY DIVISION			3	100%	3
DEPARTMENT OF HEALTH AND HUMAN SERVICES DIVISION OF BEHAVIORAL HEALTH		1	2	67%	3
CVS IL4778POCT EVANSTON		3			3
ST LUCIE COUNTY HEALTH DEPARTMENT		2	1	33%	3

# COVID-19: testing by laboratory

Data through Mar 6, 2021 verified as of Mar 7, 2021 at 09:25 AM

Data in this report are provisional and subject to change.

The numbers in the table below represent the number of Florida and non-Florida residents for whom test results were received by the Department of Health. A person can be tested by more than one laboratory and can have both positive and negative results. **Therefore, the sum of the numbers in each column will be larger than the total number of people tested.**

Reporting lab	Inconclusive	Negative	Positive	Percent positive	Total
320 S TRANSIT ST		3			3
ONSLow MEMORIAL HOSPITAL LABORATORY		3			3
COL CROSSROAD		1	2	67%	3
RICHMOND CITY DEPARTMENT OF PUBLIC HEALTH			3	100%	3
WAL-MART STORES EAST LP		2	1	33%	3
MEDEXPRESS URGENT CARE-ARLINGTON		2	1	33%	3
ELITE PRIMARY CARE OF WAYCROSS			3	100%	3
SURETOX LABORATORY LLC		2	1	33%	3
PROPATH			3	100%	3
IVY CREEK URGENT CARE OF ENTERPRISE			3	100%	3
Kroger 186 - The Little Clinic Holiday Manor		2	1	33%	3
SANFORD MOBILE LAB			3	100%	3
MEADOWS AT CYPRESS GARDENS, THE		3			3
Sears Coastal Nursing and Rehab		3			3
COOPER UNIVERSITY HOSPITAL LABORATORY		2	1	33%	3
ESTERO FIRE RESCUE		3			3
ALLIED PHYSICIANS GROUP PLLC		3			3
CVS RI326POCT NORTH SMITHFIELD		3			3
CVS NJ715POCT WAYNE		3			3
CROWNE HEALTH CARE OF FORT PAYNE		2	1	33%	3
CENTRAL FLORIDA INTERNAL OCCUPATIONAL AND		3			3
FIRST PHYSICIANS GROUP - LORRAINE CORNERS		3			3
SUN TERRACE HEALTH CARE CENTER			3	100%	3
CVS IN6757POCT COLUMBUS		3			3
CVS MINUTE CLINIC DIAGNOSTIC MED GRP OF CAL		3			3
CORTLAND COUNTY HEALTH DEPARTMENT		3			3
MID FLORIDA CLINICAL LABORATORY		2	1	33%	3
CVS MA1852POCT MEDWAY		3			3
MINUTECLINIC DIAGNOSTIC OF MICHIGAN, P		3			3
ATLANTIC SURGERY CENTER OF JACKSONVILLE BEACH		3			3
BROOME COUNTY HEALTH DEPARTMENT		2	1	33%	3
CVS TN7144POCT BARTLETT		3			3
CLARA MAASS TRANSITIONAL CARE UNIT		3			3
BLACKWATER RIVER			3	100%	3
SOUTH COUNTY MENTAL HEALTH CENTER INC			3	100%	3
MANATEE URGENT CARE LLC			3	100%	3
HILLVIEW LABORATORY			3	100%	3
Gulfport Rehabilitation Center			3	100%	3
TERRACE OF ST CLOUD, THE		2	1	33%	3
MARION COUNTY FIRE RESCUE		3			3
CLEARWATER		2	1	33%	3
TAMPA INTERNATIONAL AIRPORT			3	100%	3
Fort Gaines Health and Rehab		3			3
LEVY COUNTY DEPT. OF PUBLIC SAFETY		1	2	67%	3
MUNSON MEDICAL CENTER			3	100%	3
MONROE URGENT CARE		2	1	33%	3
MOULTRIE CREEK NURSING AND REHAB			3	100%	3

# COVID-19: testing by laboratory

Data through Mar 6, 2021 verified as of Mar 7, 2021 at 09:25 AM

Data in this report are provisional and subject to change.

The numbers in the table below represent the number of Florida and non-Florida residents for whom test results were received by the Department of Health. A person can be tested by more than one laboratory and can have both positive and negative results. **Therefore, the sum of the numbers in each column will be larger than the total number of people tested.**

Reporting lab	Inconclusive	Negative	Positive	Percent positive	Total
ST JOSEPH'S HOSPITAL NORTH LABORATORY			3	100%	3
PROMPT CARE OF CENTRAL FLORIDA LLC			3	100%	3
SIGNATURE CARE PFLUGERVILLE			3	100%	3
LPG PEDIATRICS AT LEHIGH ACRES		2	1	33%	3
BAYCARE MEDICAL GROUP, INC		3			3
SMOKY MOUNTAIN URGENT CARE AND FAMILY MEDICINE CENTER			3	100%	3
MEDEXPRESS URGENT CARE-HERSHEY		2	1	33%	3
FLAGLER FAMILY MEDICINE PA			3	100%	3
ADVANCED HEART CARE OF SOUTH FLORIDA		3			3
IMMERSION RESIDENTIAL LLC			3	100%	3
CVS NC3803POCT MOORESVILLE		3			3
CVS IL8753POCT CHICAGO		3			3
ST VINCENTS AMBULATORY CARE INC		1	2	67%	3
MEDEXPRESS URGENT CARE - WILKES BARRE		2	1	33%	3
MEDFUSION		2	1	33%	3
SCRIPPS CLINIC MEDICAL			3	100%	3
Kroger 448 - The Little Clinic Mason		3			3
NEW YORK STATE DEPARTMENT OF HEALTH		1	2	67%	3
PREMIER CLINICAL RESEARCH INSTITUTE INC			3	100%	3
FULGENT GENETICS HOUSTON		3			3
Englewood Health and Rehab			3	100%	3
CABELL HUNTINGTON HOSPITAL CLINICAL LAB			3	100%	3
URGENT DOC - URGENT CARE CLINIC			3	100%	3
OWL NOW URGENT CARE			3	100%	3
ADVANCED MEDICAL RESEARCH CENTER LLC			3	100%	3
MEDIC INFUSION PA		3			3
CANOPY PEDIATRICS		3			3
CUMBERLAND MEDICAL CENTER INC		3			3
MEDEXPRESS - WILMINGTON CONCORD PIKE		2	1	33%	3
PREMIER FAMILY AND SPORTS MEDICINE		2	1	33%	3
LEGACY ER AND URGENT CARE			3	100%	3
GREATER MOBILE URGENT CARE – SPRINGHILL			3	100%	3
SOUTH LAKE FAMILY HEALTH CENTER			3	100%	3
CROSSVILLE MEDICAL GROUP		1	2	67%	3
CARESPOT-WELLINGTON			3	100%	3
MEDEXPRESS URGENT CARE-CLOQUET		3			3
GRADY MEMORIAL HOSPITAL/MICRO			3	100%	3
FAMILY FIRST PEDIATRICS			3	100%	3
SHANDS AT LAKE SHORE LAB		1	2	67%	3
BROOKDALE SENIOR LIVING			3	100%	3
CVS IN7653POCT EVANSVILLE		2	1	33%	3
JOSEPH SCHENKER MD PC		3			3
SARASOTA PERSONAL MEDICINE		2	1	33%	3
LAURELLWOOD NURSING CENTER		1	2	67%	3
ACM MEDICAL LABORATORY ALLIANCE		1	2	67%	3
HOUSTON METHODIST HOSPITAL			3	100%	3
HAVEN CUSTEAD CARE CENTER			3	100%	3

# COVID-19: testing by laboratory

Data through Mar 6, 2021 verified as of Mar 7, 2021 at 09:25 AM

Data in this report are provisional and subject to change.

The numbers in the table below represent the number of Florida and non-Florida residents for whom test results were received by the Department of Health. A person can be tested by more than one laboratory and can have both positive and negative results. **Therefore, the sum of the numbers in each column will be larger than the total number of people tested.**

Reporting lab	Inconclusive	Negative	Positive	Percent positive	Total
Kroger 768 - The Little Clinic Leestown Rd		2	1	33%	3
CVS MD4371POCT OCEAN CITY		3			3
Cleveland Clinic Weston			3	100%	3
Westside Terrace		3			3
MT CARMEL PHARMACY INC		3			3
LINCOLN MEDICAL CENTER		3			3
MANORCARE NURSING & REHABILITATION CENTER-NAPLES		3			3
RAPID CITY RUGENT CARE			3	100%	3
MEDEXPRESS URGENT CARE, HERMITAGE		1	2	67%	3
ALLIANCE FOR MULTISPECIALTY RESEARCH		3			3
MEDEXPRESS URGENT CARE GREENSBURG		2	1	33%	3
ADVICE FOR OPTIMAL WELLNESS, INC			3	100%	3
MEDEXPRESS URGENT CARE - WHEELING		2	1	33%	3
MALABAR FAMILY PRACTICE		1	2	67%	3
LAHEY CLINIC MEDICAL CENTER			3	100%	3
HEALGEN SCIENTIFIC			3	100%	3
Hunterdon Medical Center Laboratory		3			3
LEESBURG COMMUNITY HEALTH CENTERS			3	100%	3
WEST TN HEALTH MED NORTH		3			3
MARYLAND STATE DEPT OF HEALTH	2		1	33%	3
HARBOUR'S EDGE		2	1	33%	3
VA PRIMARY CARE ANNEX			3	100%	3
LITTLE SPURS PEDIATRIC URGENT CARE		1	2	67%	3
LAKE MARY PEDIATRICS			3	100%	3
HOMELAND CENTER		3			3
NEMOURS CHILDREN'S URGEN CARE			3	100%	3
LEXINGTON MEDICAL CENTER		1	2	67%	3
GYN PATH SERVICES			3	100%	3
MEDEXPRESS URGENT CARE - NORTH LITTLE		2	1	33%	3
Kroger 093 - The Little Clinic Stapleton		2	1	33%	3
GROVES CENTER			3	100%	3
NEMOURS CHILDRENS PRIMARY CARE MAITLAND			3	100%	3
CCRX OF NORTH CAROLINA, LLC		2	1	33%	3
CVS MA594POCT FALMOUTH		3			3
MINUTECLINIC DIAGNOSTIC OF OHIO #6147		2	1	33%	3
CVS NC7213POCT MATTHEWS		3			3
DEPARTMENT OF HEALTH AND ENVIRONMENTAL CONTROL			3	100%	3
SSM HEALTH ST LOUIS MICROBIOLOGY LABORATORY		1	2	67%	3
Kroger 627 - The Little Clinic Castleberry		2	1	33%	3
PUBLIC HEALTH TRUST OF MIAMI DADE COUNTY			3	100%	3
SOLERA SPECIALTY PHARMACY LLC		2	1	33%	3
KISSIMMEE URGENT CARE		3			3
STATEN ISLAND CHAI CARE		3			3
LAKESIDE HOSPITAL BELLE GLADE			3	100%	3
TARRANT COUNTY PUBLIC HEALTH		3			3
SOFTLAB			3	100%	3
MEDEXPRESS URGENT CARE - WAXAHACHIE, N HIGHWAY 77		1	2	67%	3

# COVID-19: testing by laboratory

Data through Mar 6, 2021 verified as of Mar 7, 2021 at 09:25 AM

Data in this report are provisional and subject to change.

The numbers in the table below represent the number of Florida and non-Florida residents for whom test results were received by the Department of Health. A person can be tested by more than one laboratory and can have both positive and negative results. **Therefore, the sum of the numbers in each column will be larger than the total number of people tested.**

Reporting lab	Inconclusive	Negative	Positive	Percent positive	Total
CVS MN6811POCT PLYMOUTH		3			3
THE OASIS BEACHSIDE		3			3
DOCTOR 4 U CLINIC		1	2	67%	3
MINUTECLINIC DIAG OF IND, LLC #6483		1	2	67%	3
Good Samaritan Society Waukon		2			2
SUNBRIDGE CARE & REHAB FOR DECATUR		2			2
CVS AZ9210POCT SCOTTSDALE		2			2
MOBILE HEALTH LABS LLC			2	100%	2
NEMOURS CHILDREN'S PRIMARY CARE OF VERO BEACH			2	100%	2
CVS OH6185POCT PICKERINGTON		2			2
CARESPOT URGENT CARE		1	1	50%	2
Timber Ridge Health Care Center			2	100%	2
ASHLEY PEDIATRICS			2	100%	2
Kroger 412 - The Little Clinic Oxford		2			2
DUKE HEALTH REGIONAL HOSPITAL			2	100%	2
MEDEXPRESS URGEN CARE - EAST BRUNSWICK		2			2
DRR JMC URGENT CARE DONALD ROSS			2	100%	2
TEXAS HEALTH CARE			2	100%	2
MINUTECLINIC DIAGNOSTIC OF NEVADA-9586		1	1	50%	2
FLORIDA PRIMARY CARE CENTER PA		2			2
Kroger 686 - The Little Clinic Farragut		2			2
Kroger 101 - The Little Clinic Hill Top		2			2
ILLINOIS DEPT OF PUBLIC HEALTH LABS			2	100%	2
ANDERSON COUNTY HOSPITAL			2	100%	2
MANATEE MEMORIAL HOSPITAL CLINICAL LABORATORY			2	100%	2
Robert Cranfield			2	100%	2
MOUNT SINAI AVENTURA DIAGNOSTIC CENTER			2	100%	2
ASCENSION ST MICHAEL'S HOSPITAL LAB		1	1	50%	2
HANOVER ENDOSCOPY CENTER		2			2
NEMOURS CHILDREN'S URGENT CARE LAKE NONA			2	100%	2
SOUTHCARE PHARMACY INC			2	100%	2
BIOHEALTH MEDICAL LAB INC			2	100%	2
MINUTECLINIC DIAGNOSTIC OF OHIO #6139		2			2
SUNNYSIDE MANOR		2			2
BMC/JACSONVILLE		1	1	50%	2
USCG ABBOTT BINAXNOW		1	1	50%	2
Essex Center for Rehabilitation and Healthcare		2			2
BELLIN HOSPITAL			2	100%	2
Manorcare Health Services West Reading North		2			2
Luther Acres Manor		2			2
Garden Isle Healthcare and Rehabilitation Center		2			2
CVS NH2257POCT MANCHESTER		2			2
Kroger 853 - The Little Clinic East Broad Street		2			2
FLORIDA SCHOOL FOR THE DEAF & BLIND			2	100%	2
MID-FLORIDA HEMATOLOGY AND ONCOLOGY CENTERS		2			2
HCR MANOR CARE SERVICES OF FLORIDA III INC		2			2
SUNSHINE PHARMACY		2			2



# COVID-19: testing by laboratory

Data through Mar 6, 2021 verified as of Mar 7, 2021 at 09:25 AM

Data in this report are provisional and subject to change.

The numbers in the table below represent the number of Florida and non-Florida residents for whom test results were received by the Department of Health. A person can be tested by more than one laboratory and can have both positive and negative results. **Therefore, the sum of the numbers in each column will be larger than the total number of people tested.**

Reporting lab	Inconclusive	Negative	Positive	Percent positive	Total
CARENOW LENEXA			2	100%	2
CVS PA7611POCT ALLISON PARK		2			2
VITAL CARE CLINIC, LLC			2	100%	2
LEHIGH MEDICAL AND RESEARCH CENTER, INC			2	100%	2
SOUTH DAKOTA DEPARTMENT OF HEALTH		2			2
TAPESTRY TALLAHASSEE WALDEN		2			2
LEGACY ER & URGENT CARE - FRISCO WEST			2	100%	2
NEIGHBORCARE PHARMACY SERVICES		2			2
RENFREW CENTERS INC		2			2
WALGREENS #13605		2			2
MEASE MANOR MEMORY CARE		2			2
BAYSHORE MEDICAL CENTER			2	100%	2
METHODIST MANSFIELD MEDICAL CENTER			2	100%	2
STARMED FAMILY & URGENT CARE			2	100%	2
FIRST PREVENTION AND DIALYSIS CENTER LLC			2	100%	2
Buena Vista Care Center		2			2
CITRUS HEALTH NETWORK INC			2	100%	2
TRICORE REFERENCE LABORATORY		1	1	50%	2
DALLAS MEDICAL CENTER			2	100%	2
MEDSTAR HARBOR HOSPITAL			2	100%	2
COOPER CLINIC			2	100%	2
HAWAII DEPARTMENT OF HEALTH			2	100%	2
TWIN LAKES REHAB & HEALTHCARE		2			2
EMERALD TRACE		2			2
MEMORIAL HOSPITAL WEST			2	100%	2
INSPIRE HEALTHCARE CENTER			2	100%	2
CITRUS DERMATOLOGY			2	100%	2
CHRISTUS SPOHN HOSPITAL			2	100%	2
BAPTIST HEALTHCARE - LAKEVIEW CENTER INC		2			2
NATIONWIDE LABORATORY SERVICES		1	1	50%	2
ST LUKES HOSPITAL			2	100%	2
SARASOTA IMMEDIATE CARE			2	100%	2
MEASE COUNTRYSIDE HOSPITAL CARDIAC REH			2	100%	2
SPRINGFIELD HOSPITAL LABORATORY			2	100%	2
FIRST CHOICE MEDICAL PC			2	100%	2
Kroger 672 - The Little Clinic Bill Kennedy & Glenwood		2			2
CENTRAL FLORIDA FAMILY HEALTH CENTER		2			2
CVS TX5807POCT PEARLAND		2			2
CHIEFLAND MEDICAL CENTER LLC			2	100%	2
MISSION HOSPITAL REGIONAL MEDICAL CENTER			2	100%	2
HERNANDO CHILDREN'S			2	100%	2
DOCTORS CARE OF PALM COAST			2	100%	2
ALVERNO CLINICAL LABORATORIES			2	100%	2
CVS TX7156POCT RICHARDSON		2			2
HEALTH & REHAB CTR AT DOLPHINS VIEW, THE			2	100%	2
VENETIAN GARDENS		2			2
MINUTECLINIC DIAGNOSTIC PA #3344		2			2

# COVID-19: testing by laboratory

Data through Mar 6, 2021 verified as of Mar 7, 2021 at 09:25 AM

Data in this report are provisional and subject to change.

The numbers in the table below represent the number of Florida and non-Florida residents for whom test results were received by the Department of Health. A person can be tested by more than one laboratory and can have both positive and negative results. **Therefore, the sum of the numbers in each column will be larger than the total number of people tested.**

Reporting lab	Inconclusive	Negative	Positive	Percent positive	Total
SINAI POST ACUTE NURSING AND REHAB CE		2			2
PAUL GRECO MD CONCIERGE MEDICAL SERVICES PL		2			2
Kroger 739 - The Little Clinic La Grange Road		2			2
NEW YORK PHYSICIANS LLP		2			2
AFC PHYSICIANS OF FLORIDA, PA			2	100%	2
PEACEHEALTH CENTRAL		2			2
CVS AZ10150POCT PHOENIX		2			2
INSPIRIT SENIOR LIVING			2	100%	2
OSF SAINT FRANCIS MEDICAL CENTER			2	100%	2
DURAND SENIOR CARE & REHAB CENTER		2			2
INA		1	1	50%	2
EXPRESS CARE WALK-IN CLINIC			2	100%	2
BAPTIST HEALTH LEXINGTON			2	100%	2
MEMORIAL HOSPITAL OF SOUTH BEND			2	100%	2
MEDEXPRESS URGENT CARE - LINCOLN N 26T		2			2
LAB CORP OF AMER SAN DIEGO			2	100%	2
MOBILE COUNTY HEALTH DEPARTMENT		1	1	50%	2
ADVANCED MEDICAL CARE			2	100%	2
NIAGARA APOTHECARY INC		2			2
MINUTECLINIC MINUTECLINIC #4978		1	1	50%	2
PruittHealth Lakehaven		2			2
SOMA MEDICAL CENTER PA #3 GREENACRES			2	100%	2
PENSACOLA MEDICAL CLINIC LLC			2	100%	2
WE CARE HOME HEALTH SOLUTIONS LLC			2	100%	2
EXCEPTIONAL EMERGENCY CENTER - AMARILLO			2	100%	2
ST JOHN'S RIVERSIDE HOSPITAL		2			2
VOLUNTEERS OF AMERICA OF FLORIDA			2	100%	2
ACN PHYSICIANS GROUP CORP			2	100%	2
ATHENA CARE RESOURCES LLC		2			2
COMMUNITY HEALTH CENTERS INC			2	100%	2
CDK LIBERTY ENTERPRISES, LLC		2			2
PALM CITY NURSING AND REHAB CENTER			2	100%	2
CVS CT288POCT BRISTOL		2			2
WELL HEALTH LABS			2	100%	2
BAYCARE OUTREACH LAB WH SOUTH			2	100%	2
CVS MA920POCT CLINTON		2			2
CLEVELAND CLINIC IMAGING			2	100%	2
Green Mountain Nursing and Rehabilitation		2			2
MINUTECLINIC DIAG OF IND, LLC #6250		2			2
RIVER CITY MEDICAL ASSOCIATES, INC			2	100%	2
FLORIDA MEDICAL CENTER			2	100%	2
MINUTECLINIC DIAGNOSTIC OF NEW MEXICO LLC #7552		2			2
OAKBRIDGE TERRACE AT SAE			2	100%	2
HELEN HAYES HOSPITAL LABORATORY		2			2
WALGREENS #05477		2			2
WASHINGTON STATE DEPARTMENT OF HEALTH PUBLIC HEALTH LABORATORIES			2	100%	2
Workmens Circle Multicare Center		2			2

# COVID-19: testing by laboratory

Data through Mar 6, 2021 verified as of Mar 7, 2021 at 09:25 AM

Data in this report are provisional and subject to change.

The numbers in the table below represent the number of Florida and non-Florida residents for whom test results were received by the Department of Health. A person can be tested by more than one laboratory and can have both positive and negative results. **Therefore, the sum of the numbers in each column will be larger than the total number of people tested.**

Reporting lab	Inconclusive	Negative	Positive	Percent positive	Total
NORTH COUNTRY FAMILY HEALTH CENTER INC		2			2
MIDDLEBURG PEDIATRICS			2	100%	2
POINT OF CARE PRIVATE HEALTH MANAGEMENT			2	100%	2
CHNJ		2			2
FRESENIUS KIDNEY CARE			2	100%	2
NORTON IMMEDIATE CARE CENTER - PRESTON			2	100%	2
Kroger 647 - The Little Clinic Newnan Crossings		1	1	50%	2
NORTHEAST FLORIDA HEALTH SERVICES, INC DBA FAMILY HEALTH SOURCE			2	100%	2
St. Josephs Hospital			2	100%	2
MIDLAND MEMORIAL HOSPITAL			2	100%	2
PTC LABORATORIES			2	100%	2
CPL LABS			2	100%	2
OPP HEALTH AND REHABILITATION		2			2
ARLINGTON DIALYSIS CENTER LLC		2			2
ASANTE ROGUE REGIONAL MEDICAL CENTER L		2			2
Life Care Center of Elyria		2			2
MINUTECLINIC DIAGNOSTIC, PA		2			2
TMH EC NORTHEAST LABORATORY			2	100%	2
ACCESS MEDICAL GROUP OF TAMPA II, INC		2			2
SCIENTIFIC LABORATORY COMPANY		2			2
Kroger 441 - The Little Clinic Middletown		2			2
MINUTECLINIC DIAGNOSTIC OF OHIO #5060		2			2
MEDEXPRESS URGENT CARE, LANCASTER WEST		1	1	50%	2
Lenawee Medical Care Facility		2			2
MOORE CLINICAL RESEARCH INC			2	100%	2
WARD MEMORIAL HOSPITAL		2			2
MEDEXPRESS URGENT CARE - LINCOLN VILLA		2			2
MIDDLE TENN MENTAL HEALTH INSTITUTE		2			2
ST. ELIZABETH HEALTHCARE			2	100%	2
MEMORIAL HERMANN CONSOLIDATED LABORATORY SERVICES			2	100%	2
CIGNA GATEWAY			2	100%	2
Stillwater Healthcare		2			2
CVS PHARMACY			2	100%	2
TGH Brandon Healthplex Laboratory			2	100%	2
MINUTE-CLINIC DIAGNOSTIC OF VIRGINIA, LLC #3949		2			2
MADISON HOSPITAL LABORATORY			2	100%	2
GRACE HEALTHCARE OF LAKE WALES		1	1	50%	2
HAILE MEDICAL GROUP PA		2			2
MANSFIELD MEDICAL LODGE			2	100%	2
LIFESPRING COMMUNITY HEALTH		2			2
BENEVA LAKES ASSISTED LIVING CENTER			2	100%	2
UNIVERSITY OF MIAMI SCCC RESEARCH LABORATORY			2	100%	2
REGIONAL MEDICAL CENTER BAYONET POINT			2	100%	2
SIGNATURE CARE LEWISVILLE-EMERGENCY CENTER		1	1	50%	2
ADVENT HEALTH CENTRAL TEXAS		1	1	50%	2
CITRUS PARK			2	100%	2
NEW GEN LABS			2	100%	2

# COVID-19: testing by laboratory

Data through Mar 6, 2021 verified as of Mar 7, 2021 at 09:25 AM

Data in this report are provisional and subject to change.

The numbers in the table below represent the number of Florida and non-Florida residents for whom test results were received by the Department of Health. A person can be tested by more than one laboratory and can have both positive and negative results. **Therefore, the sum of the numbers in each column will be larger than the total number of people tested.**

Reporting lab	Inconclusive	Negative	Positive	Percent positive	Total
OAKMONT EAST- GREENVILLE SC, LLC		2			2
VALUE DRUGS BRONXVILLE INC		2			2
A+ URGENT/PRIMARY CARE			2	100%	2
BRANDYWYNE HEALTH CARE CENTER			2	100%	2
PM PEDIATRICS OF SELDEN, PLLC		2			2
NYUMC CLINICAL LABORATORIES			2	100%	2
DOCTOR’S IN-HOUSE LAB/COMMUNITY HEALTH CENTERS OF PINELLAS – JOHNNIE R			2	100%	2
NORTH DAKOTA VETERANS HOME		2			2
CLEVELAND CLINIC FLORIDA LABORATORY			2	100%	2
AMICUS MEDICAL CENTER LLC			2	100%	2
TENNESSEE VALLEY HCS			2	100%	2
NEMOURS CHILDREN'S PRIMARY CARE THE VILLAGES		2			2
WALKONCLINIC			2	100%	2
MD NOW URGENT CARE CENTER INC.			2	100%	2
CITY OF WEST PALM BEACH EMPLOYEE & FAMILY HEALTH		2			2
AZALEA HEALTH AND REHABILITATION		2			2
WEST COCOA PHARMACY			2	100%	2
SANTA ROSA COUNTY HEALTH DEPARTMENT			2	100%	2
HPH HOME CARE		1	1	50%	2
MARK HOANG MD PA			2	100%	2
F W HUSTON MEDICAL CENTER SENIOR LIVIN		2			2
VA CBOC			2	100%	2
FEDERAL CORRECTIONAL INSTITUTION MARIANNA			2	100%	2
KEY WEST HMA PHYSICIAN MANAGEMENT, LLC			2	100%	2
BOSTON PUBLIC HEALTH COMMISSION			2	100%	2
JUPITER PEDIATRIC ASSOCIATES, PA		1	1	50%	2
TRUE HEALTH INC			2	100%	2
CVS OH2486POCT NILES		1	1	50%	2
CVS IN6572POCT INDIANAPOLIS		2			2
ADVANCE FAMILY PRACTICE LLC□			2	100%	2
KIVA AT MOUNT DORA			2	100%	2
HARRINGTON PARK HEALTH AND REHAB		2			2
CORMEUM LAB SERVICES, LLC			2	100%	2
Kroger 020 - The Little Clinic Wheat Ridge		2			2
SHELL POINT HOME HEALTH			2	100%	2
JULIE STAATS DO		2			2
FLORIDA DEPARTMENT OF HEALTH (FDOH)			2	100%	2
CARE ATC SUN HYDRAULICS TALLAVAST			2	100%	2
HOLY FAMILY MEDICAL CENTER		1	1	50%	2
DELRAY BEACH HEALTH CENTER			2	100%	2
NORTHSIDE FAMILY MEDICINE AND URGENT CARE (EAST COBB)		2			2
MEDEXPRESS URGENT CARE - WEXFORD		2			2
RELIANCE MEDICAL CENTER			2	100%	2
ALL PEDIATRIC CARE PA			2	100%	2
UK HEALTHCARE			2	100%	2
PRECISION DIAGNOSTIC INC		2			2
DELAWARE DIAGNOSTICS LABS			2	100%	2

# COVID-19: testing by laboratory

Data through Mar 6, 2021 verified as of Mar 7, 2021 at 09:25 AM

Data in this report are provisional and subject to change.

The numbers in the table below represent the number of Florida and non-Florida residents for whom test results were received by the Department of Health. A person can be tested by more than one laboratory and can have both positive and negative results. **Therefore, the sum of the numbers in each column will be larger than the total number of people tested.**

Reporting lab	Inconclusive	Negative	Positive	Percent positive	Total
STANFORD HEALTH CARE ANATOMIC PATHOLOGY & CLINICAL LAB			2	100%	2
BERNHARDT LABORATORIES INC			2	100%	2
JEFFERSON WASHINGTON TOWNSHIP HOSPITAL		2			2
Kroger 426 - The Little Clinic Suwanee		2			2
MEDEXPRESS URGENT CARE - SOUTH CHARLESTON		2			2
Kroger 130 - The Little Clinic Colorado Springs		2			2
SWEDISH COVENANT HOSPITAL			2	100%	2
SHELBYVILLE HOSPITAL COMPANY		2			2
BUFFALO CROSSINGS HEALTHCARE AND REHABILITATION CENTER			2	100%	2
CVS MO10151POCT SPRINGFIELD		1	1	50%	2
CVS NJ2508POCT MANALAPAN		2			2
MEDEXPRESS URGENT CARE - CEDAR KNOLLS		2			2
FLORIDA CLINICAL LABORATORY INC			2	100%	2
MANASOTA PEDIATRICS			2	100%	2
Georgiana Health and Rehabilitation, LLC		2			2
CVS PA7132POCT THORNDALE		2			2
GULF COAST REGIONAL MEDICAL CARE		2			2
MEDEXPRESS URGENT CARE-SELINGSGROVE		2			2
Tidelands Health Rehabilitation Hospital			2	100%	2
Kroger 745 - The Little Clinic Somerset		2			2
CRUC CMCH-COVID-19		2			2
CVS IL3163POCT OAK PARK		2			2
CREATIVE HEALTH CENTER			2	100%	2
Crowne Health Care of Mobile		2			2
ACCESS LABORATORIES LLC			2	100%	2
VIRGINIA DEPT OF HEALTH OFFICE OF EPIDEMIOLOGY			2	100%	2
WOMENS CARE FLORIDA LLC-LABORATORY		2			2
Elba Nursing and Rehabilitation Center, LLC		2			2
CARTERSVILLE MEDICAL CENTER			2	100%	2
VELOCITY URGENT CARE			2	100%	2
ADVANCED MEDICAL OF FLORIDA			2	100%	2
HEALTH FIRST MEDICAL GROUP			2	100%	2
MARTIN MEDICAL CENTER INC		1	1	50%	2
TRINITAS REGIONAL MEDICAL CENTER		1	1	50%	2
MEDEXPRESS URGENT CARE - MARTINSVILLE		2			2
Kroger 477 - The Little Clinic Fort Mitchell		2			2
EASTLAKE MEDICAL CENTER		2			2
MIDWAY PRIMARY CARE LLC		2			2
PEDIATRICS IN NORTH FLORIDA PA			2	100%	2
ROCKEFELLER UNIVERSITY CLINICAL GENOMICS LABORATOR		2			2
CVS MD1881POCT DUNKIRK		2			2
OELWEIN HEALTH CARE CENTER		2			2
Kroger 328 - The Little Clinic Henderson Road		2			2
YOUTH AND YOU, INC		2			2
CVS AZ9290POCT PHOENIX		2			2
THE FOUNTAIN AT BOCA CIEGA BAY		2			2
VA OUTPATIENT PHARMACY			2	100%	2



# COVID-19: testing by laboratory

Data through Mar 6, 2021 verified as of Mar 7, 2021 at 09:25 AM

Data in this report are provisional and subject to change.

The numbers in the table below represent the number of Florida and non-Florida residents for whom test results were received by the Department of Health. A person can be tested by more than one laboratory and can have both positive and negative results. **Therefore, the sum of the numbers in each column will be larger than the total number of people tested.**

Reporting lab	Inconclusive	Negative	Positive	Percent positive	Total
REGIONS HOSPITAL LABORATORY			2	100%	2
FLORIDA MENTOR FAULKNER GROUP HOME			2	100%	2
INTERMOUNTAIN MEDICAL CENTER			2	100%	2
MEDEXPRESS URGENT CARE FOX CHAPEL		2			2
BAYSTATE MEDICAL CENTER		1	1	50%	2
MINUTE CLINIC DIAGNOSTIC OF KANSAS PA		2			2
CVS CT1109POCT BETHEL		2			2
CVS PA371POCT PHILADELPHIA		2			2
AHC Forest cove		2			2
PM PEDIATRICS OF BAYSIDE, PLLC - MANHASSET		2			2
CVS CA9803POCT RIVERSIDE		2			2
DOWN HOME MEDICAL			2	100%	2
CVS TX3292POCT WYLIE		2			2
Piney Grove Nursing and Rehabilitation Center		2			2
UHEALTH CARDIOLOGY			2	100%	2
Jackson Health Care Facility			2	100%	2
BAYLOR SCOTT & WHITE COMPREHENSIVE WOUND			2	100%	2
WARE EXPRESS CARE			2	100%	2
MASSACHUSETTS DEPARTMENT OF HEALTH			2	100%	2
EASTSIDE SPORTS COMPLEX			2	100%	2
SHERIDAN AT HOBE SOUND, THE			2	100%	2
MARCO ISLAND MEDICAL CENTER			2	100%	2
MEDEXPRESS URGENT CARE - BRIDGEVILLE		2			2
MARLBORO URGENT CARE		2			2
MEDAILLE COLLEGE WELLNESS CENTER		2			2
INTERCOASTAL FAMILY PRATICE			2	100%	2
CVS MA1006POCT BROCKTON		2			2
COLUMBIA COTTAGE		2			2
GOLDSTEIN			2	100%	2
DALLAS BAPTIST UNIVERSITY - HEALTH SERVICES			2	100%	2
BFT LAB			2	100%	2
Hackensack Univ Medical Center At Pasc		1	1	50%	2
PEACE RIVER MEDICAL CENTER		2			2
DR. G'S URGENT CARE			2	100%	2
SPECIALTY LABORATORIES			2	100%	2
ROBERTS WESLEYAN COLLEGE HEALTH CENTE		2			2
CQUENTIA NGS, LLC			2	100%	2
UMHC HOLLYWOOD LABORATORY			2	100%	2
PHYSICIANS LABORATORY SERVICES			2	100%	2
PHYSICIANS MEDICAL CENTER		2			2
AMEDISYS HOME HEALTH OF GREENVILLE			2	100%	2
PEDIATRIC HEALTH CARE		1	1	50%	2
RCA LABORATORY SERVICES LLC			2	100%	2
FASTCARE LLC			2	100%	2
STOP URGENT CARE			2	100%	2
MEDEXPRESS URGENT CARE-BLOOMFIELD AVEN		2			2
Advanced Rehabilitation and Healthcare of Wichita Falls		2			2

# COVID-19: testing by laboratory

Data through Mar 6, 2021 verified as of Mar 7, 2021 at 09:25 AM

Data in this report are provisional and subject to change.

The numbers in the table below represent the number of Florida and non-Florida residents for whom test results were received by the Department of Health. A person can be tested by more than one laboratory and can have both positive and negative results. **Therefore, the sum of the numbers in each column will be larger than the total number of people tested.**

Reporting lab	Inconclusive	Negative	Positive	Percent positive	Total
BROOKSVILLE DIALYSIS			2	100%	2
INTERNAL MEDICINE ASSOCIATES-DUNELLON			2	100%	2
Kings County Hospital Center			2	100%	2
WALGREENS #3811			2	100%	2
MATHER HOSPITAL			2	100%	2
Hartwell Health and Rehabilitation		2			2
BAYMEADOWS PRIMARY CARE		2			2
FALCON HEALTH CENTER			2	100%	2
TWELVE OAKS RECOVERY CENTER			2	100%	2
MEDICAL ASSOCIATES OF BREVARD DR S VYAS			2	100%	2
WISE HEALTH SYSTEM		1	1	50%	2
CVS IL7017POCT BLOOMINGTON		2			2
ENVOY OF FORK UNION, LLC DBA ENVOY AT THE VILLAGE		2			2
SOUTHERN TENNESSEE MEDICAL CENTER			2	100%	2
ORLANDO LUTHERAN TOWERS		1	1	50%	2
NYU LANGONE HUNTINGTON MEDICAL GROUP		2			2
PREMIER PEDIATRICS LLC			2	100%	2
CORNERSTONE MEDICAL CARE OF BRANDON		2			2
JBSA-SAM HOUSTON			2	100%	2
MAGNOLIA MANOR OF COLUMBUS		2			2
LABRADOR PRIMARY CARE CENTER			2	100%	2
SHORE MEDICAL CENTER		2			2
TRINITY DIALYSIS			2	100%	2
HAMILTON COUNTY HEALTH DEPARTMENT		2			2
PICHARDO CLINIC, THE			2	100%	2
HOLY TRINITY PHARMACY LLC		2			2
Eagle Health and Rehabilitation		2			2
JACKSONVILLE VA OPC			2	100%	2
CVS SC2497POCT LEXINGTON		2			2
Kroger 096 - The Little Clinic Orchard and Holly		2			2
COLONIAL MEDICAL CENTER-EAST ORLANDO			2	100%	2
WHOLE CHILD PEDIATRICS			2	100%	2
BOND COMMUNITY HEALTH CENTER			2	100%	2
ADVENTHEALTH MEDICAL GROUP INTERNAL MEDICINE AT			2	100%	2
Good Samaritan Society - Fairfield Glade		2			2
CHESTERFIELD HEALTHCARE GROUP, INC		2			2
SYNEOS HEALTH			2	100%	2
NEBRASKA MEDICAL CENTER			2	100%	2
ORLANDO HEALTH PHYSICIAN GROUP			2	100%	2
ADVENTIST HINSDALE HOSPITAL LABORATORY			2	100%	2
STARLING AT SAN JOSE			2	100%	2
CVS IN8669POCT INDIANAPOLIS		2			2
RAJ K PAI MD PA			2	100%	2
CVS AZ33POCT TEMPE		2			2
CVS CA9721POCT ARCADIA		2			2
JUST BELIEVE RECOVERY CENTER			2	100%	2
PM PEDIATRICS OF BAYSIDE, PLLC - RIVE		2			2

# COVID-19: testing by laboratory

Data through Mar 6, 2021 verified as of Mar 7, 2021 at 09:25 AM

Data in this report are provisional and subject to change.

The numbers in the table below represent the number of Florida and non-Florida residents for whom test results were received by the Department of Health. A person can be tested by more than one laboratory and can have both positive and negative results. **Therefore, the sum of the numbers in each column will be larger than the total number of people tested.**

Reporting lab	Inconclusive	Negative	Positive	Percent positive	Total
FLORIDA DEPARTMENT OF HEALTH PINELLAS COUNTY-			2	100%	2
BROOKDALE ALTAMONTE SPRINGS			2	100%	2
FLORIDA MEDICAL CLINIC RADIOLOGY DALE MABRY		2			2
John Knox Manor Inc II		1	1	50%	2
Church Creek SNF			2	100%	2
Huntington Health Care and Rehabilitation Center		2			2
MINUTECLINIC, LLC #05891		1	1	50%	2
BAYLOR COLLEGE OF MEDICINE			2	100%	2
RAPID MEDLAB (004MO)		2			2
NORTH OKALOOSA PHYSICIAN GRP - WALK IN CLINIC			2	100%	2
MARINA ISLE ASSISTED LIVING		2			2
PRIMARY CARE SERVICES AT EDGEWATER		2			2
MEDEXPRESS URGENT CARE - JEANNETTE		2			2
BOONES CREEK URGENT CARE		1	1	50%	2
CONCENTRA - PLANT CITY		2			2
UF KANAPAHA LAB BEAKER		2			2
ADVENTHEALTH IMAGING PARTIN SETTLEMENT			2	100%	2
1ST PRIORITY LAB SERVICES		2			2
CARTER BLOOD CARE			2	100%	2
MAGNOLIA ADULT, LLC			2	100%	2
Kroger 619 - The Little Clinic Hendersonville Indian Lake		2			2
COASTAL MEDICAL LAB			2	100%	2
LIFETIME FAMILY URGENT CARE			2	100%	2
GULF COAST IMMEDIATE CARE CENTER		1	1	50%	2
Providence of Sparta Health and Rehabilitation		2			2
ONTARIO COUNTY PUBLIC HEALTH		2			2
First Care Living Center/Essentia Health			2	100%	2
CVS KY4779POCT LOUISVILLE		2			2
Kroger 596 - The Little Clinic Brentwood		2			2
STATE OF FLORIDA			2	100%	2
ONE MEDICAL GROUP		1	1	50%	2
OSF ST JOSEPH MEDICAL CENTER			2	100%	2
MAIN STREET MEDICAL CENTERS		2			2
PATIENT FIRST MEDICAL CENTER-CARYTOWN			2	100%	2
MEMORIAL HERMANN			2	100%	2
GREEN POINT RX INC DBA ALTRU CHEMISTS		2			2
DOCTORS MEDICAL CTR OF WALTON COUNTY			2	100%	2
CVS CA9606POCT TEMECULA		2			2
BIONIC TECHNOLOGIES CORPORATION			2	100%	2
PALMETTO FAMILY HEALTH CENTER			2	100%	2
441 URGENT CARE-MULBERRY			2	100%	2
HOME CARE PHARMACY OF PALM COAST INC		2			2
DIVERSE MEDICAL CARE LLC			2	100%	2
ACKERMAN CANCER CENTER		2			2
PALM WEST INTERNIST PA			2	100%	2
PLASMA MED RESEARCH DBA		2			2
Iron County Medical Care Facility		2			2

# COVID-19: testing by laboratory

Data through Mar 6, 2021 verified as of Mar 7, 2021 at 09:25 AM

Data in this report are provisional and subject to change.

The numbers in the table below represent the number of Florida and non-Florida residents for whom test results were received by the Department of Health. A person can be tested by more than one laboratory and can have both positive and negative results. **Therefore, the sum of the numbers in each column will be larger than the total number of people tested.**

Reporting lab	Inconclusive	Negative	Positive	Percent positive	Total
CROSSROADS			2	100%	2
ADVOCATE SHERMAN HOSPITAL			2	100%	2
BRITO MEDICAL CENTER			2	100%	2
MERCY CONVENIENT CARE			2	100%	2
PALM MEDICAL CENTER - PLANT CITY		2			2
CEDARS-SINAI MEDICAL CENTER			2	100%	2
MEDEXPRESS URGENT CARE - LEDGEWOOD		2			2
VALLEY MEDICAL LABORATORY			2	100%	2
HOUSTON HEALTH DEPARTMENT - BUREAU OF LABORATORY SERVICES			2	100%	2
SPECTRA EAST INC		1	1	50%	2
BERGEN COUNTY SURGICAL AND ENDOSCOPY CENTER		2			2
SANIBEL MEDICAL CLINIC			2	100%	2
SOUTH BEND MEDICAL FOUNDATION			2	100%	2
MARCO ISLAND HOSPITAL INC D/B/A		1	1	50%	2
NEW YORK PSYCHIATRIC INSTITUTE		2			2
SMITH NORTHVIEW HOSPITAL LAB			2	100%	2
Kroger 409 - The Little Clinic Hebron Marketplace		1	1	50%	2
PHOEBE BERKS HEALTH CARE CENTER		2			2
CVS OH4327POCT PAINESVILLE		2			2
NATHAN LITTAUER HOSPITAL LAB		2			2
FLORIDA MEDICAL CENTER OF CLEARWATER		2			2
MILFORD REGIONAL HOSPITAL			2	100%	2
RIVERSIDE METHODIST HOSPITAL LAB			2	100%	2
NEW YORK CITY CENTRAL COVID			2	100%	2
THE CLUB AT BOYNTON BEACH, LLC			2	100%	2
METROHEALTH SYSTEM			2	100%	2
SPRING HILL REGIONAL HOSPITAL			2	100%	2
UNIVERSITY HEALTH SERVICES RIVER CAMPUS		2			2
REELFOOT FAMILY WALK IN CLINIC - TIPT		2			2
MINUTECLINIC, DIAGNOSTIC OF TEXAS, LLC		2			2
CLEARWATER PAIN MANAGEMENT ASSOCIATES			2	100%	2
NAVAL BRANCH MEDICAL CLINIC			2	100%	2
DEER'S HEAD CENTER		2			2
COMPLETE HEALTH MEDICAL CENTER			2	100%	2
MINUTECLINIC DIAGNOSTIC PA #7110		2			2
IN & OUT URGENT CARE METAIRIE			2	100%	2
APPLECARE VALDOSTA			2	100%	2
Walgreens #9278		2			2
ORMOND BEACH URGENT CARE			2	100%	2
Sevierville Health and Rehabilitation		2			2
STEWART ST ELIZABETH MEDICAL CENTER			2	100%	2
SPECTRUM HEALTH			2	100%	2
GIGI WOOD DAVIS DO-FAMILY MEDICINE		2			2
CAREWELL JW - WORCESTER LNC			2	100%	2
GENETIC ASSAYS INC			2	100%	2
NATIONAL JEWISH HEALTH			2	100%	2
FLORIDA MEDICAL CLINIC CARDIOLOGY-ZH			2	100%	2

# COVID-19: testing by laboratory

Data through Mar 6, 2021 verified as of Mar 7, 2021 at 09:25 AM

Data in this report are provisional and subject to change.

The numbers in the table below represent the number of Florida and non-Florida residents for whom test results were received by the Department of Health. A person can be tested by more than one laboratory and can have both positive and negative results. **Therefore, the sum of the numbers in each column will be larger than the total number of people tested.**

Reporting lab	Inconclusive	Negative	Positive	Percent positive	Total
BEAUFORT MEMORIAL			2	100%	2
ADVANTA ANALYTICAL LABORATORIES			2	100%	2
HEALTH AND WELLNESS URGENT CARE LLC			2	100%	2
NORTHWELL HEALTH			2	100%	2
KANSAS CITY VA MEDICAL CENTER			2	100%	2
AFC URGENT CARE CLEVELAND			2	100%	2
MINUTECLINIC DIAG OF IND, LLC #6908		2			2
STUDENT HEALTH SERVICES			2	100%	2
Kroger 549 - The Little Clinic Clinton Highway		2			2
MEDLOGIC, LLC		2			2
RAINY LAKE MEDICAL CENTER			2	100%	2
U OF MIAMI MILLER SCHOOL OF MEDICINE			2	100%	2
CROSSTOWN PHARMACY		2			2
Walgreens #10207		2			2
DNA DIAGNOSTICS CENTER		2			2
COOK HOSPITAL AND CARE CENTER		1	1	50%	2
SOUTHSIDE FAMILY MEDICAL		2			2
MEDEXPRESS - WILMINGTON KIRKWOOD HIGHWAY		2			2
Kroger 550 - The Little Clinic Bellevue		2			2
ACCESS MEDICAL GROUP OF FLORIDA CITY			2	100%	2
HAMILTON CHD		2			2
CHEROKEE COUNTY HEALTH AND REHAB CENTER		2			2
SARASOTA MEMORIAL MEDICAL URGENT CARE CENTER			2	100%	2
NEMOURS CHILDRENS PRIMARY CARE			2	100%	2
MARQUESA MEDICAL		2			2
GEISINGER MEDICAL CENTER		2			2
CHILDREN'S MEDICAL CENTER-EAST ORLANDO			2	100%	2
UNIVERSITY OF TEXAS AT EL PASO, THE			2	100%	2
SOUTHEASTERN INSTITUTE OF RESTORATIVE MEDICINE		1	1	50%	2
LAKEVIEW HEALTH CARE SYSTEM LLC			2	100%	2
Holiday Retirement Home			2	100%	2
UT AUSTIN UNIVERSITY HEALTH SERVICES			2	100%	2
DESERT HOSPITAL/CPHU CLINICAL LABORATORY			2	100%	2
MINUTECLINIC LLC (2335)		1	1	50%	2
Kroger 687 - The Little Clinic Sugar Hill		1	1	50%	2
INTEGRITY CLINICAL RESEARCH CENTER INC		1	1	50%	2
ATVIVO LLC		2			2
POMONA VALLEY COMMUNITY HOSPITAL			2	100%	2
MEMORIAL SLOAN KETTERING CANCER CENTER		1	1	50%	2
GINKGO-IXLAYER		2			2
CITY OF LAKE MARY EMPLOYEE HEALTH CENTER		2			2
107TH PLACE GROUP HOME		2			2
ST. JOSEPH REGIONAL MEDICAL CENTER			2	100%	2
MID AMERICA CLINICAL LABS			2	100%	2
VANAYER HEALTHCARE AND REHAB CENTER		2			2
PARKLAND HEALTH & HOSPITAL			2	100%	2
UW HOSPITAL AND CLINICS		1	1	50%	2



# COVID-19: testing by laboratory

Data through Mar 6, 2021 verified as of Mar 7, 2021 at 09:25 AM

Data in this report are provisional and subject to change.

The numbers in the table below represent the number of Florida and non-Florida residents for whom test results were received by the Department of Health. A person can be tested by more than one laboratory and can have both positive and negative results. **Therefore, the sum of the numbers in each column will be larger than the total number of people tested.**

Reporting lab	Inconclusive	Negative	Positive	Percent positive	Total
CENTRAL ARKANSAS VETERANS HEALTHCARE SYSTEM - VETERANS AFFAIRS			2	100%	2
TREASURE COAST INFECTIOUS DISEASE CONSULTANTS		1	1	50%	2
MINUTECLINIC DIAGNOSTIC OF PA LLC		2			2
ST JOSEPH'S HOSPITAL INC			2	100%	2
GULF COAST MEDICAL CENTER RESPIRATORY CARE			2	100%	2
QUEST DIAGNOSTICS INCORPORATED			2	100%	2
Macon Valley Nursing and Rehabilitation Center		2			2
WILSON MEMORIAL HOSPITAL			2	100%	2
RDX BIOSCIENCE INC			2	100%	2
BAPTIST HOSPITAL INTERNAL MEDICINE GULF BREEZE			2	100%	2
SPRINGS MEDICAL LAB		1	1	50%	2
MEDEXPRESS URGENT CARE - BROOKHAVEN		2			2
GALEN BAYLOR EXTENSION		2			2
ST. MARY'S MEDICAL CENTER EVANSVILLE, INC			2	100%	2
DEKALB MEDICAL CENTER LABORATORY			2	100%	2
JORDAN VALLEY MEDICAL CENTER			2	100%	2
JMC TALLAHASSEE, LLC			2	100%	2
AUGUSTA HEALTH SKILLED CARE			2	100%	2
SOUTHERN SURGICAL ARTS		2			2
PALMS OF FT MYERS,THE			2	100%	2
WURLAND NURSING AND REHABILITATION, L		2			2
MIDDLETON PEDIATRICS			2	100%	2
ADVENTHEALTH IMAGING LAKE NONA			2	100%	2
MAYO CLINIC GROUP PRACTICE LABORATORY			2	100%	2
AdventHealth Care Center Orlando North			2	100%	2
Lakeside Oaks Care Center			2	100%	2
MEMORIAL HEALTH SYSTEM		1	1	50%	2
AFFORDABLE PRIMARY CARE LLC		2			2
PANCARE HEALTH - FRANKLIN CO			2	100%	2
PROVIDENCE LABORATORY SERVICES		2			2
QUEENS UNIVERSITY OF CHARLOTTE		2			2
UT PATH			2	100%	2
MEDICAL CENTER LABORATORY			2	100%	2
BIRMINGHAM INTERNAL MEDICINE ASSOCIATE		1	1	50%	2
BAYCARE OUTREACH LAB			2	100%	2
MAINE CENTER FOR DISEASE CONTROL AND PREVENTION			2	100%	2
TEXAS REGIONAL ASTHMA & ALLERGY CENTER			2	100%	2
BAYCARE LABORATORIES			2	100%	2
CHI MEMORIAL PRIMARY CARE ASSOCIATES-A		2			2
LILY PHARMACY		2			2
LAKE SUCCESS EXTENDED CARE		2			2
MD NOW URGENT CARE MEDICAL CENTERS INC			2	100%	2
POINTE AT NEW PORT PLACE,THE		2			2
EAST SIDE CLINICAL LABORATORY		1	1	50%	2
RIVERVIEW MEDICAL CLINIC		2			2
MINUTECLINIC DIAGNOSTIC OF OHIO #6192		2			2
ARCPPOINT LABS OF ALTAMONTE SPRINGS			2	100%	2

# COVID-19: testing by laboratory

Data through Mar 6, 2021 verified as of Mar 7, 2021 at 09:25 AM

Data in this report are provisional and subject to change.

The numbers in the table below represent the number of Florida and non-Florida residents for whom test results were received by the Department of Health. A person can be tested by more than one laboratory and can have both positive and negative results. **Therefore, the sum of the numbers in each column will be larger than the total number of people tested.**

Reporting lab	Inconclusive	Negative	Positive	Percent positive	Total
ASPIRUS RIVERVIEW HOSPITAL & CLINICS INC		1	1	50%	2
POPLAR HEALTHCARE			2	100%	2
STATCARE URGENT AND WALK-IN			2	100%	2
VETERANS AFFAIRS MEDICAL CENTER - GREATER LOS ANGELES			2	100%	2
MEDERI CARETENDERS		1	1	50%	2
AUSTIN REGIONAL CLINIC MICROBIOLOGY LAB			2	100%	2
ESCANDON DIAGNOSTIC CLINIC			2	100%	2
FLORIDA DEPARTMENT OF HEALTH IN ESCAMBIA COUNTY		1	1	50%	2
Camellia Gardens		2			2
PARKRIDGE MEDICAL CENTER			2	100%	2
SOUTHEAST GEORGIA HEALTH SYSTEM			2	100%	2
CVS MA447POCT NORTHAMPTON		2			2
KAILOS GENETICS INC			2	100%	2
MINUTECLINIC #2797		2			2
ADVENTHEALTH MEDICAL GROUP PEDIATRICS AT APOPKA		2			2
AMERICAN MEDICAL LABORATORIES			2	100%	2
PANCARE HEALTH - SNEADS ELEMENTARY			2	100%	2
CONWAY MEDICAL CENTER			2	100%	2
CVS IN6559POCT AVON		2			2
GASTROENTEROLOGY ASSOCIATES			2	100%	2
PALM BEACH DIABETES & ENDOCRINE SPECIALISTS PA			2	100%	2
NORTHSIDE FAMILY MEDICINE AND URGENT CARE (HOLLY SPRINGS)		2			2
MEDEXPRESS URGENT CARE - FORT SMITH		2			2
GERM BUSTERS 911 LLC			2	100%	2
WEST COAST PEDIATRICS			2	100%	2
NAVAL MEDICAL CENTER			2	100%	2
PUBLIC HEALTH LABORATORY	1		1	50%	2
ADVENTHEALTH EAST ORLANDO EMPLOYEE CLINIC		2			2
SUMMIT URGENT CARE PS			2	100%	2
Great Lakes Health Center			2	100%	2
EDGEWATER RETIREMENT MANOR			2	100%	2
VALLEY BAPTIST MEDICAL CENTER: BROWNSVILLE			2	100%	2
UNIVERSITY OF MARYLAND MEDICAL CENTER			2	100%	2
CVS AZ5477POCT SURPRISE		2			2
BRENTWOOD AT FORE RANCH			2	100%	2
CONEMAUGH MEMORIAL MEDICAL CENTER		2			2
ASCENSION ST VINCENT'S RIVERSIDE			2	100%	2
CVS GA2279POCT SUWANEE		2			2
HOME ACCESS HEALTH			2	100%	2
MEDEXPRESS URGENT CARE - MYLAN			2	100%	2
TENNESSEE DEPARTMENT OF HEALTH (TDH) - REGIONAL LABORATORY			2	100%	2
MEMORIAL HEALTH UNIVERSITY MEDICAL CENTER			2	100%	2
RICHICHI FAMILY HEALTH			2	100%	2
CVS SC4286POCT EASLEY		2			2
THE WINDSOR ORTEGA		2			2
CVS MA1877POCT NORTON		2			2
SYLVAN NURSING			2	100%	2

# COVID-19: testing by laboratory

Data through Mar 6, 2021 verified as of Mar 7, 2021 at 09:25 AM

Data in this report are provisional and subject to change.

The numbers in the table below represent the number of Florida and non-Florida residents for whom test results were received by the Department of Health. A person can be tested by more than one laboratory and can have both positive and negative results. **Therefore, the sum of the numbers in each column will be larger than the total number of people tested.**

Reporting lab	Inconclusive	Negative	Positive	Percent positive	Total
CVS SC7567POCT BOILING SPRINGS		1	1	50%	2
BIOMAT USA			2	100%	2
MEDEXPRESS URGENT CARE - OMAHA N 72 ST		2			2
UNITED MEMORIAL MEDICAL CENTER			2	100%	2
UVA HEALTH SYSTEM MEDICAL LABORATORIES			2	100%	2
Cortland Acres Association		2			2
RHODE ISLAND DEPARTMENT OF HEALTH LABORATORIES			2	100%	2
NORTH MCALLEN PEDIATRIC CENTER			2	100%	2
GRANDVIEW COLLEGE STUDENT HEALTH CENTE		2			2
CVS NM8918POCT ALBUQUERQUE		2			2
ACCESS CARE MEDICAL GROUP LLC		2			2
THE HOSPITAL OF PROVIDENCE EMERGENCY ROOM			2	100%	2
Walgreens #12427		1	1	50%	2
VALUE DRUGS GREENLAWN INC		2			2
PREVENTIVE HEALTH PARTNERS I L S C		2			2
Avanti Wellness and Rehab			2	100%	2
LABTOX LABORATORIES			2	100%	2
STAGES OF LIFE MEDICAL INSTITUTE			2	100%	2
CVS MINUTE CLINIC #5836		2			2
MEMORIAL HERMANN HOSPITAL			2	100%	2
CROSSROADS URGENT CARE DBA URGENT TEA		2			2
SERENADES BY SONATA		1	1	50%	2
Cedar Valley Nursing & Rehab Center		2			2
LEGACY LABORATORY SERVICES			2	100%	2
MIAMI DADE MEDICAL RESEARCH INSTITUTE			2	100%	2
SUMMERFIELD RETIREMENT LIVING, INC			2	100%	2
NEW BRIDGE MEDICAL CENTER		2			2
WHITESANDS OUTPATIENT TREATMENT		2			2
MINUTECLINIC, LLC, DBA MINUTECLINIC #4		2			2
MAWD PATHOLOGY GROUP			2	100%	2
UWMC MONTLAKE DEPT OF LAB MED			2	100%	2
UTMB PATHOLOGY CLINICAL SERVICES LABORATORY			2	100%	2
OAKMONT WEST- GREENVILLE SC		2			2
CVS OH4301POCT NORTHFIELD		2			2
DEPT OF HEALTH			2	100%	2
Beth Sholom Home of Eastern Virginia		1	1	50%	2
MINUTECLINIC DIAGNOSTIC OF TEXAS, LLC #7435		2			2
LINIL VISITING NURSES, INC		2			2
Willowbrooke Court at Country House		2			2
CLEAR LAKE REGIONAL MEDICAL CENTER			2	100%	2
CATSKILL REGIONAL MEDICAL CENTER		2			2
LIFELINK OF FLORIDA		1	1	50%	2
ATLAS GENOMICS			2	100%	2
DALLAS VA MEDICAL CENTER - VA NORTH TEXAS HEALTH CARE SYSTEM			2	100%	2
ManorCare Rehab Center of Marietta		2			2
BLUEWATER TOXICOLOGY			2	100%	2
MEDEXPRESS URGENT CARE-SALINA, S 9TH ST		2			2

# COVID-19: testing by laboratory

Data through Mar 6, 2021 verified as of Mar 7, 2021 at 09:25 AM

Data in this report are provisional and subject to change.

The numbers in the table below represent the number of Florida and non-Florida residents for whom test results were received by the Department of Health. A person can be tested by more than one laboratory and can have both positive and negative results. **Therefore, the sum of the numbers in each column will be larger than the total number of people tested.**

Reporting lab	Inconclusive	Negative	Positive	Percent positive	Total
RRMC CREEKSIDE LAB		2			2
HEALTH EXPRESS URGENT CARE			2	100%	2
MELBOURNE URGENT CARE			2	100%	2
PALM BAY COMMUNITY OUTPATIENT CLINIC		2			2
JASPER MEMORIAL HOSPITAL		1	1	50%	2
MEDEXPRESS URGENT CARE - SPRINGDALE, S 40TH STREET		2			2
JACKSON LABORATORY OF GENOMIC MEDICINE		2			2
LABCORP OF AMERICA HOLDINGS		1	1	50%	2
DASCENA LAB			2	100%	2
SKYLINE UROLOGY		2			2
CVS OH10893POCT PARMA		1	1	50%	2
ASSOCIATES IN UROGYNECOLOGY MD LLC		2			2
PRIMACARE MEDICAL LAKEWOOD			2	100%	2
SEACOAST PATHOLOGY PROFESSIONAL ASSOC		2			2
Manor Care-Kingston Court of York PA, LLC		2			2
CHARLOTTE COUNTY HEALTH DEPARTMENT			2	100%	2
MAURY REGIONAL MEDICAL CENTER		2			2
THE RIM URGENT CARE			2	100%	2
AFTER HOURS PEDS			2	100%	2
COBLESKILL REGIONAL HOSPITAL		2			2
MC DIAGNOSTIC OF CONNECTICUT, PC #252		1	1	50%	2
EASTERN NIAGARA HOSPITAL		2			2
LAKE BALDWIN			2	100%	2
APALACHEE CENTER INC		2			2
FLORIDA DEPARTMENT OF HEALTH IN ALACHUA COUNTY -			2	100%	2
VAULT HEALTH			2	100%	2
NEWTON MEMORIAL HOSPITAL		2			2
Loretto Health and Rehabilitation Center		2			2
UNIVERSITY HOSPITAL OF BROOKLYN		2			2
HEALTH PARTNERS REGIONAL HOSPITAL			2	100%	2
CATHOLIC HEALTH LABORATORY SERVICES		2			2
CITY OF NEW YORK DEPARTMENT OF HEALTH			2	100%	2
LEXINGTON PLACE			2	100%	2
CIMA MEDICAL CENTER		1	1	50%	2
FRASER MEMORIAL HOSPITAL		1	1	50%	2
MEDEXPRESS URGENT CARE-MT PLEASANT		1	1	50%	2
DMC UNIVERSITY LABORATORIES		1	1	50%	2
KIDSVILLE PEDIATRICS IV PA		1	1	50%	2
APPLING NURSING & REHABILITATION PAVIL		2			2
GOLISANO PEDIATRICS PORT CHARLOTTE HARBOR		2			2
WEST FLORIDA MEDICAL ASSOCIATES, PA			2	100%	2
NOVA SOUTHEASTERN UNIVERSITY - STUDENT MEDICAL CTR			2	100%	2
Kroger 777 - The Little Clinic Shelbyville		1	1	50%	2
STUART SURGERY CENTER, LLC			2	100%	2
CVS MO8581POCT BLUE SPRINGS		1	1	50%	2
LOWELL GENERAL HOSPITAL			2	100%	2
MINUTECLINIC #1773		2			2

# COVID-19: testing by laboratory

Data through Mar 6, 2021 verified as of Mar 7, 2021 at 09:25 AM

Data in this report are provisional and subject to change.

The numbers in the table below represent the number of Florida and non-Florida residents for whom test results were received by the Department of Health. A person can be tested by more than one laboratory and can have both positive and negative results. **Therefore, the sum of the numbers in each column will be larger than the total number of people tested.**

Reporting lab	Inconclusive	Negative	Positive	Percent positive	Total
SWEETWATER NURSING CENTER		2			2
AGILE URGENT CARE			2	100%	2
Parkridge Specialty Care		2			2
Bedford Care Center of Hattiesburg		2			2
Delaware Court Healthcare Center		2			2
BOSTON MEDICAL CENTER			2	100%	2
HUMILITY OF MARY HEALTH PARTNERS			2	100%	2
University Plaza Rehabilitation and Nursing			2	100%	2
DEBORAH HEART AND LUNG CENTER		2			2
RAPID URGENT CARE - ALBANY			2	100%	2
Greystone Nursing and Rehab, LLC			2	100%	2
FLORIDA COMMUNITY HEALTH CENTERS, INC.			2	100%	2
APC PEDIATRICS			2	100%	2
JRS LABORATORY			2	100%	2
STARR CITY OF ROMA COMMUNITY CENTER			2	100%	2
FLORIDA MEDICAL CLINIC, LLC			2	100%	2
MED-LAKE LABORATORY, LLC			2	100%	2
Van Wert Manor		2			2
PALOS COMMUNITY HOSPITAL LABORATORY			2	100%	2
TALLAHASSEE MEMORIAL HEALTHCARE FAMILY MED RESIDENCY			2	100%	2
POMERENE HOSPITAL			2	100%	2
Kroger 400 - The Little Clinic Hartley Bridge Rd		1	1	50%	2
NORTH MANATEE HEALTH CARE CENTER			2	100%	2
CVS TX7603POCT SAGINAW		2			2
MEMORIAL HOSPITAL OF CARBONDALE			2	100%	2
COVANCE			2	100%	2
JOHNSON CITY MEDICAL CENTER		1	1	50%	2
NIBHA MEDIRATTA MD PL			2	100%	2
CVS NH6596POCT HAMPTON		2			2
WALGREENS #15495		1	1	50%	2
CLINICAL REFERENCE LABORATORY, INC		2			2
BROOKS -TLC HOSPITAL SYSTEM			2	100%	2
OCALA REGIONAL KIDNEY CENTER EAST			2	100%	2
Alden Des Plaines			2	100%	2
EXPRESSCARE URGENT CARE CENTER			2	100%	2
CVS TX7288POCT DALLAS		2			2
CVS NV8784POCT LAS VEGAS		1	1	50%	2
MEDEXPRESS URGENT CARE-WILKINS TOWNSHIP, WILLIAM PENN HIGHWAY		2			2
FLORIDA KEYS PED & ADOLES CTR			2	100%	2
MEDEXPRESS URGENT CARE- ALLISON PARK		1	1	50%	2
PRECISION CLINICAL RESEARCH			2	100%	2
LACORP		1	1	50%	2
87TH MEDICAL GROUP – MCGUIRE AMBULATORY CARE FACILITY		2			2
AFC URGENT CARE/FARRAGUT			2	100%	2
RIGHT AT HOME			2	100%	2
VA SALT LAKE CITY HCS		2			2
UC CORAL GABLES			2	100%	2



# COVID-19: testing by laboratory

Data through Mar 6, 2021 verified as of Mar 7, 2021 at 09:25 AM

Data in this report are provisional and subject to change.

The numbers in the table below represent the number of Florida and non-Florida residents for whom test results were received by the Department of Health. A person can be tested by more than one laboratory and can have both positive and negative results. **Therefore, the sum of the numbers in each column will be larger than the total number of people tested.**

Reporting lab	Inconclusive	Negative	Positive	Percent positive	Total
SUNCOAST BLOOD BANK			2	100%	2
SOUTH TAMPA AFTER HOURS CLINIC			2	100%	2
CALIFORNIA DIVISION OF COMMUNICABLE DISEASE CONTROL			2	100%	2
NLC LABS			2	100%	2
GUTHRIE CORNING HOSPITAL LABORATORY		2			2
PM PEDIATRICS OF BAYSIDE PLLC - HOPEWELL JUNCTION		2			2
DELRAY BEACH HEALTH DEPT LAB			2	100%	2
CVS IL1170POCT JOLIET		2			2
US LABS		2			2
MINUTE CLINIC DIAGNOSTIC OF VIRGINIA, LLC #6292		2			2
AYASS BIOSCIENCE LLC			2	100%	2
CVS PA10034POCT PITTSBURGH		2			2
LIFT HEALTH		2			2
BAPTIST HOSPITAL OF MIAMI MCI BROWARD LABORATORY			2	100%	2
CVS AZ5892POCT LAVEEN		2			2
GOUVERNEUR HOSPITAL LABORATORY		2			2
MINUTECLINIC DIAG OF IND, LLC #6553		2			2
PINELLAS CHD - CLEARWATER		1	1	50%	2
UNIVERSITY OF MISSOURI HEALTH CARE			2	100%	2
ROPER HOSPITAL			2	100%	2
WISCONSIN STATE LABORATORY OF HYGIENE		1	1	50%	2
PINARD HOME HEALTH SERVICES INC			2	100%	2
MONICE DR.			2	100%	2
MORRISTOWN MEMORIAL HOSPITAL		2			2
Good Samaritan Society-Blackduck		1	1	50%	2
FLORIDA DEPARTMENT OF HEALTH IN LEE COUNTY		1	1	50%	2
Lake Charles Healthcare LLC dba Landmark Lake Charles			2	100%	2
MID-FLORIDA PATHOLOGY LLC - MOBILE UNIT # 3			2	100%	2
BROOKDALE PALM BEACH GARDENS			2	100%	2
MCLAREN REGIONAL MEDICAL CENTER			2	100%	2
LAWRENCE GENERAL HOSPITAL			2	100%	2
MERCY HEALTH LAB		1	1	50%	2
Kroger 519 - The Little Clinic Georgesville Square		2			2
The Grand Rehabilitation & Nursing Utica		2			2
TULANE MEDICAL CENTER			2	100%	2
New Jersey Aim At Smg		2			2
SACRED HEART HEALTH SYSTEMS INC			2	100%	2
HEARTLAND HOME HEALTH CARE		2			2
DAYTON CHILDRENS HOSPITAL LAB			2	100%	2
MINUTECLINIC DIAGNOSTIC, PA #10252		2			2
University Center East			2	100%	2
PHYSICIANS CARE INC		1	1	50%	2
CVS OH5457POCT POWELL		2			2
SPRINGHILL SENIOR RESIDENCE		2			2
SIGNAL DIAGNOSTICS DBA FLOWHEALTH LABS			2	100%	2
SOUTHERN BREEZE HEALTHCARE		1	1	50%	2
SAFE PMC		2			2

# COVID-19: testing by laboratory

Data through Mar 6, 2021 verified as of Mar 7, 2021 at 09:25 AM

Data in this report are provisional and subject to change.

The numbers in the table below represent the number of Florida and non-Florida residents for whom test results were received by the Department of Health. A person can be tested by more than one laboratory and can have both positive and negative results. **Therefore, the sum of the numbers in each column will be larger than the total number of people tested.**

Reporting lab	Inconclusive	Negative	Positive	Percent positive	Total
FLAGLER PROFESSIONAL HEALTH CAE SERVICES INC		2			2
FKC AMELIA ISLAND DIALYSIS			2	100%	2
CSS- TWELVE OAKS			2	100%	2
SACRED HEART HOSPITAL ON THE EMERALD			2	100%	2
EVERYBODY'S FAMILY CLINIC		2			2
FHCP ASC - ORANGE CITY			2	100%	2
Chatham Nursing and Rehab Center		2			2
WESTMINSTER SUNCOAST			2	100%	2
Heartland Healthcare Center Boca Raton			2	100%	2
Kroger 127 - The Little Clinic Lakewood-Alameda		2			2
OLEAN GENERAL HOSPITAL		2			2
CLINICAL CARE INC			2	100%	2
CARE NOW DENTON			2	100%	2
MINUTECLINIC DIAGNOSTIC MEDICAL		2			2
HOCHBERG LOWER SCHOOL		2			2
CARE 365			2	100%	2
FAMILY CARE SPECIALISTS OF ORLANDO			2	100%	2
MINUTECLINIC, LLC #07852		2			2
ROYAL CARE MEDICAL CENTER			2	100%	2
URGENT CARE AND SURGERY CENTER			2	100%	2
BAY CORRECTIONAL AND REHABILITATION FACILITY			2	100%	2
CHAPPEL GROUP RESEARCH, THE		2			2
CVS ME329POCT PORTLAND		2			2
THOMASVILLE REGIONAL MEDICAL CENTER		2			2
THE EDGEWATER AND WATERMAN VILLAGE			2	100%	2
TMH PHYSICIAN PARTNERS MONTICELLO		1	1	50%	2
CONCENTRA - ORLANDO SOUTH II		2			2
CERTIVIA LABORATORIES			2	100%	2
EXPRESS CARE OF THE SHOALS		1	1	50%	2
The Palms Nursing and Rehabilitation		1	1	50%	2
STARR COUNTY MEMORIAL HOSPITAL			2	100%	2
HACKENSACK MERIDIAN URGENT CARE, PC		2			2
CVS MO5724POCT KANSAS CITY		2			2
CVS MA2125POCT NATICK		1	1	50%	2
VENICE URGENT CARE – GULF COAST			2	100%	2
Iowa Veterans Home		2			2
Colonial Manor Nursing and Rehabilitation Center		2			2
MAJESTIC GUARDIANS			2	100%	2
Alden Terrace of McHenry			2	100%	2
Warren Center for Rehabilitation and Nursing		2			2
UNIVERSTIY OF ILLINOIS HOSPITAL			2	100%	2
MEDEXPRESS URGENT CARE - LAWRENCE		2			2
COMMUNITY HEALTH CENTERS OF PINELLAS, INC			2	100%	2
BD MEDICAL SYSTEMS			2	100%	2
MEDEXPRESS URGENT CARE - ANDERSON		2			2
Birchaven		2			2
ELMHURST MEMORIAL HOSPITAL			2	100%	2

# COVID-19: testing by laboratory

Data through Mar 6, 2021 verified as of Mar 7, 2021 at 09:25 AM

Data in this report are provisional and subject to change.

The numbers in the table below represent the number of Florida and non-Florida residents for whom test results were received by the Department of Health. A person can be tested by more than one laboratory and can have both positive and negative results. **Therefore, the sum of the numbers in each column will be larger than the total number of people tested.**

Reporting lab	Inconclusive	Negative	Positive	Percent positive	Total
SKIN WELLNESS PHYSICIANS LLC		2			2
MAYO CLINIC COUMADIN CLINIC LABORATORY		1	1	50%	2
PRIMARY HEALTH CARE ASSOCIATES INC			2	100%	2
INTEGRATED REGIONAL LABS			2	100%	2
RAPID RESULT CORP LLC		1	1	50%	2
SIMMONS			2	100%	2
MY PHARMACY			2	100%	2
MEDEXPRESS URGENT CARE - SPRINGFIELD, COOLEY ST		2			2
OUR LADY OF THE LAKE REGIONAL MEDICAL CENTER			2	100%	2
JOHN D. ARCHBOLD MEM. HOSPITAL			2	100%	2
WALGREENS #06583		2			2
SUNCOAST COMMUNITY HEALTH CENTERS INC		2			2
MINUTECLINIC # 21110			2	100%	2
MEDEXPRESS URGENT CARE - ROSS TOWNSHIP		2			2
PREMIER MEDICAL LABORATORY			2	100%	2
IN AND OUT URGENT CARE			2	100%	2
FL DEPT OF HEALTH MARION COUNTY MOBILE HEALTH UNIT			2	100%	2
SENDER RETREAT ADULT DAY CARE CENTERS			2	100%	2
ROCKWALL URGENT CARE			2	100%	2
SCDHEC BUREAU OF LABORATORIES			2	100%	2
PROSPECT URGENT CARE			2	100%	2
CVS MA1095POCT AMHERST		2			2
WEAKLEY COUNTY REHAB AND NURSING CENTER		2			2
OCALA REGIONAL KIDNEY CENTER-WEST			2	100%	2
UNIVERSITY COMMUNITY HEALTH SERVICES		1	1	50%	2
SANFORD REGIONAL HOSPITAL WORTHINGTON		2			2
DOYLESTOWN HOSPITAL			1	100%	1
TUNIS STREET GROUP HOME		1			1
CLEVELAND HEARTLAB			1	100%	1
ASPIRUS WAUSAU HOSPITAL			1	100%	1
ELLIS HOSPITAL URGENT CARE CENTER LAB		1			1
GIFFORD MEMORIAL HOSPITAL		1			1
HILLSBORO MEDICAL CENTER MAIN LABORATO		1			1
HCL LABORATORIES			1	100%	1
HUNEYCUTT FAMILY PRACTICE			1	100%	1
SMA BEHAVIORAL HEALTH SERVICES INC		1			1
CRUSADER COMMUNITY HEALTH			1	100%	1
CVS MA137POCT QUINCY		1			1
AFC/DOCTORS EXPRESS NORTH BERGEN		1			1
MEDEXPRESS URGENT CARE - LAWTON		1			1
APPLECARE BRUNSWICK			1	100%	1
PARK AVENUE DERMATOLOGY NORTH			1	100%	1
USA Healthcare LTC, LLC - Folsom Center for Rehabilitation & Healthca		1			1
CANDLER HOSPITAL			1	100%	1
WALGREENS #15291		1			1
PATHLAB SERVICES			1	100%	1
DIAGNOSTIC GROUP INTEGRATED HEALTHCARE			1	100%	1

# COVID-19: testing by laboratory

Data through Mar 6, 2021 verified as of Mar 7, 2021 at 09:25 AM

Data in this report are provisional and subject to change.

The numbers in the table below represent the number of Florida and non-Florida residents for whom test results were received by the Department of Health. A person can be tested by more than one laboratory and can have both positive and negative results. **Therefore, the sum of the numbers in each column will be larger than the total number of people tested.**

Reporting lab	Inconclusive	Negative	Positive	Percent positive	Total
Broomall Manor		1			1
TLC MEDICAL			1	100%	1
CHESAPEAKE REGIONAL MEDICAL CENTER			1	100%	1
PARK LANE NURSING HOME		1			1
FALKVILLE HEALTHCARE		1			1
CVS OH2540POCT HILLIARD		1			1
JACKSON MADISON CO. GEN. HOSPITAL			1	100%	1
BAYSTATE REFERENCE LABORATORY			1	100%	1
PANCARE HEALTH - NORTHSIDE ELEMENTARY			1	100%	1
Melbourne Terrace Rehabilitation Center			1	100%	1
NEW ERA HEALTH CENTER INC		1			1
ANSWERS RESOURCE FACILITY		1			1
SEASONS HOSPICE AND PALLIATIVE CARE OF			1	100%	1
TMH URGENT CARE CENTER			1	100%	1
CVS OH6167POCT ASHLAND		1			1
LEGACY AT HIGHWOODS PRESERVE		1			1
ABSOLUTE CAREGIVERS HOME HEALTH AGENCY INC			1	100%	1
GENEVA FAMILY HEALTH			1	100%	1
INSTANT MEDICAL CARE CENTER			1	100%	1
CHI ST. LUKE'S HEALTH BCM MEDICAL CENTER			1	100%	1
CARE ADVANTAGE			1	100%	1
CELEBRATION HOSPITAL			1	100%	1
ACCESS HEALTH CARE PHYSICIANS, LLC		1			1
EMERGENCY CARE SERVICES LAB AT JFK MEDICAL CENTER			1	100%	1
LANCASHIRE HALL NURSING AND REHABILITATION CENTER		1			1
HUNTERS CREEK MEDICAL ASSOCIATES PA		1			1
SOUTHWOOD HEALTHCARE CENTER		1			1
CENTRAL FLORIDA ADULT MEDICINE		1			1
ADVANCE HEALTH AND WELLNESS SOLUTIONS			1	100%	1
UNIVERISTY HOSPITAL			1	100%	1
MEDRITE MEDICAL CARE PC		1			1
LARKIN COMMUNITY HOSPITAL PALM SPRINGS CAMPUS			1	100%	1
TILE PHARMACY		1			1
Kroger 481 - The Little Clinic Houston Levee		1			1
FAMILY MEDICINE AT KISSIMMEE		1			1
GADSDEN FAMILY PRACTICE		1			1
NULL			1	100%	1
FELD ENTERTAINMENT			1	100%	1
ER NEAR ME HULEN		1			1
Pontotoc Health and Rehab		1			1
Redwood Springs Healthcare			1	100%	1
CYPRESS VILLAGE REHAB CENTER		1			1
FAMILY PHYSICIANS OF WINTER PARK, INC			1	100%	1
CVS IN6536POCT KOKOMO		1			1
NEMOURS CHILDREN'S PRIMARY CARE			1	100%	1
PARRISH MEDICAL GROUP			1	100%	1
New York Harbor Harbor HCS - Brooklyn Campus		1			1

# COVID-19: testing by laboratory

Data through Mar 6, 2021 verified as of Mar 7, 2021 at 09:25 AM

Data in this report are provisional and subject to change.

The numbers in the table below represent the number of Florida and non-Florida residents for whom test results were received by the Department of Health. A person can be tested by more than one laboratory and can have both positive and negative results. **Therefore, the sum of the numbers in each column will be larger than the total number of people tested.**

Reporting lab	Inconclusive	Negative	Positive	Percent positive	Total
SYNERGENE LABORATORY			1	100%	1
DIGESTIVE DISEASE CARE PC		1			1
NEW ERA COMMUNITY HEALTH CENTER LLC		1			1
ARNOLD PALMER HOSPITAL LAB POCT		1			1
CYPRESS CREEK OUTPATIENT SURGICAL CTR, LLC			1	100%	1
Kroger 410 - The Little Clinic Trinity		1			1
BAPTIST HEALTH PRIMARY CARE AT CUTLER BAY			1	100%	1
CARSON NURSING AND REHABILITATION CENTER		1			1
TANGLEWOOD MANOR		1			1
CLUB HEALTH AND REHABILITATION CENTER, THE		1			1
Rio Grande City Nursing and Rehab Center			1	100%	1
ALTA BATES SUMMIT MEDICAL CENTER CLINICAL LAB			1	100%	1
PHYSICIANS PREMIER			1	100%	1
SHANDSCAIR FLIGHT PROGRAM			1	100%	1
Terrace Glen Village		1			1
COASTAL PEDIATRICS LLC			1	100%	1
RABI SINHA, MD		1			1
CELEBRATION FAMILY PHYSICIANS LLC			1	100%	1
HOLSTON MEDICAL GROUP		1			1
CENTRAL TX MEDICAL CENTER - LAB			1	100%	1
BEAUMONT HOSPITAL, GROSSE POINTE			1	100%	1
REEVES COUNTY HOSPITAL DISTRICT			1	100%	1
ADVANCED URGENT CARE PLLC		1			1
DIRECT PRIMARY CARE OF BURLESON			1	100%	1
MID-FLORIDA PATHOLOGY LLC		1			1
VIVIAN SIMMONS FAMILY PRACTICE			1	100%	1
Brynwood Health & Rehabilitation Center			1	100%	1
Arch Plaza Nursing and Rehabilitation Center			1	100%	1
NORTH WEST FLORIDA DIAGNOSTIC ENOCRINOLOGY CLINIC			1	100%	1
MD NOW MEDICAL CENTERS, INC			1	100%	1
SIGNATURE CARE MIDLAND			1	100%	1
SUTTER GOULD MEDICAL FOUNDATION			1	100%	1
COMMUNITY MEDICAL CARE			1	100%	1
ADVENTHEALTH PHYSICIAN GROUP - APPLEWOOD			1	100%	1
ST VINCENT'S AMBULATORY CARE INC			1	100%	1
WAKE FOREST MEDICAL CENTER LABORATORY			1	100%	1
MERCY HOME		1			1
SCRIPTS PLUS INC DBA THE MEDICINE SHOP		1			1
CFCH - FROSTPROOF			1	100%	1
FLORIDA HOME HEALTH			1	100%	1
West Bay of Tampa Center			1	100%	1
HOWELL BRANCH COURT			1	100%	1
BAXTER REGIONAL MEDICAL CENTER			1	100%	1
SURGERY CENTER, THE			1	100%	1
MINUTE CLINIC DIAGNOSTIC MED GRP OF CA		1			1
CITRONELLE HEALTH AND REHABILITATION CENTER		1			1
CVS AZ7263POCT PHOENIX		1			1



# COVID-19: testing by laboratory

Data through Mar 6, 2021 verified as of Mar 7, 2021 at 09:25 AM

Data in this report are provisional and subject to change.

The numbers in the table below represent the number of Florida and non-Florida residents for whom test results were received by the Department of Health. A person can be tested by more than one laboratory and can have both positive and negative results. **Therefore, the sum of the numbers in each column will be larger than the total number of people tested.**

Reporting lab	Inconclusive	Negative	Positive	Percent positive	Total
GARDENS PEDIATRICS			1	100%	1
DISCOVERY AT HOME, LLC			1	100%	1
UNIVERSITY OF BALTIMORE WASHINGTON MEDICAL CENTER			1	100%	1
CAMBRIDGE HEALTH ALLIANCE			1	100%	1
NABI		1			1
GAMMA HEALTHCARE, INC		1			1
WVU MEDICINE AT SUNCREST TOWNE CENTRE			1	100%	1
BASCOM PALMER-MICRO LAB			1	100%	1
RIVERSIDE REGIONAL MED CENTER			1	100%	1
SUMMIT COUNTY PUBLIC HEALTH DEPARTMENT			1	100%	1
TRADITIONAL MEDICINE CENTER			1	100%	1
FRESENIUS KIDNEY CARE FORT WALTON BEACH			1	100%	1
BHS PHYSICIAN NETWORK			1	100%	1
BROOKDALE AVONDALE (BU 04360)			1	100%	1
VETERANS AFFAIRS MEDICAL CENTER - EAST ORANGE			1	100%	1
Kroger 353 - The Little Clinic Harpers Point		1			1
TWIN			1	100%	1
Metairie Healthcare Center			1	100%	1
NEVADA RURAL HOUSING AUTHORITY			1	100%	1
GREYSTONE HOME HEALTH OF GREATER ORLANDO LLC		1			1
FLAGLER CARE CENTER			1	100%	1
Robinson Terrace Rehabilitation and Nursing Center		1			1
BLUFFTON HEALTH CENTER			1	100%	1
HEALTH FIRST HOME CARE		1			1
ONPOINT URGENT CARE			1	100%	1
MINUTE CLINIC DIAGNOSTICS OF IN, LLC #6252		1			1
AMERICAN DRUG TESTING LAB LLC			1	100%	1
EILEEN TURBESSI MD PA		1			1
Brio of Johnston		1			1
NORWALK HOSPITAL			1	100%	1
FLORHAM PARK ENDOSCOPY CENTER		1			1
CVS PA10825POCT PLYMOUTH MEETING		1			1
FLORIDA ADVANCED MEDICAL AND DERM AESTHETICS LLC			1	100%	1
Villa Maria			1	100%	1
Florida Baptist Retirement Center		1			1
ST JOHN'S MEDICAL CENTER, TETON VILLAGE			1	100%	1
BMC MAYPORT			1	100%	1
LUMICO LIFE INSURANCE COMPANY		1			1
Garden Villa Bedford		1			1
WALGREENS #10854		1			1
BRONSON METHODIST HOSPITAL			1	100%	1
PHYSICIANS IMMEDIATE CARE			1	100%	1
GOLDING-GRANADO MEDICAL ASSOCIATES		1			1
RIDGE OPTUM FLORIDA			1	100%	1
COASTAL MANOR		1			1
CVS CT2210POCT RIVERSIDE		1			1
1ST MED DOTHAN			1	100%	1

# COVID-19: testing by laboratory

Data through Mar 6, 2021 verified as of Mar 7, 2021 at 09:25 AM

Data in this report are provisional and subject to change.

The numbers in the table below represent the number of Florida and non-Florida residents for whom test results were received by the Department of Health. A person can be tested by more than one laboratory and can have both positive and negative results. **Therefore, the sum of the numbers in each column will be larger than the total number of people tested.**

Reporting lab	Inconclusive	Negative	Positive	Percent positive	Total
DEVANSH LAB WERKS		1			1
PCG MOLECULAR			1	100%	1
Chestnut Ridge Nursing & Rehab		1			1
YOUR HEALTH PEDIATRICS INC			1	100%	1
BAPTIST MEDICAL PLAZA AT WESTCHESTER			1	100%	1
MONMOUTH MEDICALC ENTER		1			1
KANA MEDICAL			1	100%	1
FAIRFIELD MEDICAL CENTER			1	100%	1
15 TO KNOW			1	100%	1
TENNOVA ER - SANGO			1	100%	1
Country View of Sunbury			1	100%	1
CVS AZ9277POCT TUCSON		1			1
FLORIDA HOSPITAL LAB			1	100%	1
DEVLAB, LLC			1	100%	1
MED-LAKE LABORATORY			1	100%	1
Monument Health Strugis Care Center		1			1
CAN COMMUNITY HEALTH LLC		1			1
DERMDX, DIV OF AURORA DIAGNOSTICS/BERNHARDT LAB		1			1
Court House Center		1			1
Atlanta VAMC			1	100%	1
MEDONE URGENT CARE			1	100%	1
Spring Gate Rehab and Healthcare Center		1			1
QC LABORATORY			1	100%	1
WINNIFRED ASSISTED LIVING FACILITY INC		1			1
ELITE MEDICAL LABORATORY SOLUTIONS LLC			1	100%	1
CLIFTON-FINE HOSPITAL LABORATORY		1			1
CVS NE5863POCT OMAHA		1			1
THOMAS HOSPITAL			1	100%	1
DR PHILLIPS CENTER FOR WELLNESS		1			1
CLINICAL TRIALS OF TAMPA LLC		1			1
ESOTERIC LAB			1	100%	1
Bolingreen Health and Rehabilitation		1			1
DAVITA DIALYSIS-NORTH			1	100%	1
Sunnybrook Rehabilitation Center			1	100%	1
ENCOMPASS HEALTH HOME HEALTH		1			1
URGENT CARE CENTER OF PORT ORANGE LLC			1	100%	1
Troy Center for Rehabilitation & Nursing		1			1
STATE OF ALASKA			1	100%	1
WEILL CORNELL MEDICAL ASSOCIATES - EAST SIDE		1			1
Walgreens #5421		1			1
CAREHERE HUDSON BAY			1	100%	1
NEW YORK PRESBYTERIAN HOSPITAL			1	100%	1
BASCOM PALMER EYE INSTITUTE			1	100%	1
VELOCITY URGENT CARE - LITTLE CREEK			1	100%	1
ALLIED PEDIATRICS & FAMILY MEDICINE			1	100%	1
HEARTLAND PHARMACY SEBRING			1	100%	1
HABANA HEALTH CARE CENTER			1	100%	1

# COVID-19: testing by laboratory

Data through Mar 6, 2021 verified as of Mar 7, 2021 at 09:25 AM

Data in this report are provisional and subject to change.

The numbers in the table below represent the number of Florida and non-Florida residents for whom test results were received by the Department of Health. A person can be tested by more than one laboratory and can have both positive and negative results. **Therefore, the sum of the numbers in each column will be larger than the total number of people tested.**

Reporting lab	Inconclusive	Negative	Positive	Percent positive	Total
WEST FLORIDA MEDICAL ASSOCIATES			1	100%	1
NAVAL BRANCH HEALTH CLINIC			1	100%	1
CVS NH1004POCT SALEM			1	100%	1
TRUCARE LIVING CENTERS - SELMA			1	100%	1
STANLY REGIONAL MEDICAL CENTER			1	100%	1
DOCTORS MEMORIAL HOSP HOME HEALTH CARE		1			1
BRIDGEWAY CENTER INC			1	100%	1
WAYNE COUNTY PUBLIC HEALTH		1			1
CVS NV9586POCT RENO		1			1
NCH HEALTHCARE CREEKSIDE ENDOSCOPY			1	100%	1
RELIANCE HOME HEALTH CARE INC		1			1
COSTCO PHARMACY #1023			1	100%	1
LEHIGH REGIONAL WOUND CENTER			1	100%	1
CURELOGICS WOUND CARE & HYPERBARIC CENTER		1			1
SANTA BARABARA ALF LLC (THE WINDSOR)			1	100%	1
GATEWAY LABORATORIES		1			1
ARIZA WELLNESS CARE LLC			1	100%	1
UNIVERSITY OF NORTH CAROLINA HOSPITALS			1	100%	1
MOUNT SINAI MEDICAL CENTER AVENTURA ER			1	100%	1
TILLAMOOK COUNTY GENERAL HOSPITAL LAB		1			1
ANY LAB TEST NOW JACKSONVILLE		1			1
SMITH KLINE			1	100%	1
Birmingham Nursing and Rehabilitation East LLC		1			1
HARMONY HEALTHCARE ORLANDO INC		1			1
LAKE MARY DIALYSIS			1	100%	1
Towne Manor West		1			1
PATHOLOGYT & LAB MEDICINE SERVICES			1	100%	1
CVS OH6164POCT DELAWARE		1			1
REFERENCE LABORATORY			1	100%	1
VIVEX/UMTB BIOMEDICAL			1	100%	1
MERCY MEDICAL CENTER INC			1	100%	1
Kroger 682 - The Little Clinic New Holland Market			1	100%	1
APPLECARE URGENT CARE KINGSLAND			1	100%	1
LIMA MEMORIAL HOSPITAL			1	100%	1
URGENT DOC -NACOGODOCHES CLINIC			1	100%	1
MBMG OF WINTER HAVEN			1	100%	1
SAINT BARNABAS MEDICAL CENTER		1			1
WAYCROSS INTRTNAL MEDICINE			1	100%	1
HEALTHCARE ASSOCIATES OF IRVING, LLP			1	100%	1
WALMART PHARMACY 10-4554		1			1
Vibrallife of El Paso Rehabilitation Center			1	100%	1
OPTUM MEDICAL CLINIC IN ROCKRIMMON			1	100%	1
TRAVIS LEE THOMPSON MD			1	100%	1
MEMORIAL HOSPITAL LOS BANOS			1	100%	1
GEORGE WASHINGTON UNIVERSITY HOSPITAL			1	100%	1
CHILDREN'S MEMORIAL HOSPITAL			1	100%	1
AUSTIN URGENT CARE			1	100%	1

# COVID-19: testing by laboratory

Data through Mar 6, 2021 verified as of Mar 7, 2021 at 09:25 AM

Data in this report are provisional and subject to change.

The numbers in the table below represent the number of Florida and non-Florida residents for whom test results were received by the Department of Health. A person can be tested by more than one laboratory and can have both positive and negative results. **Therefore, the sum of the numbers in each column will be larger than the total number of people tested.**

Reporting lab	Inconclusive	Negative	Positive	Percent positive	Total
BOULDER COMMUNITY HOSPITAL			1	100%	1
MEDEXPRESS URGENT CARE - WICHITA, N MAIZE RD		1			1
QUEST INC			1	100%	1
CHC			1	100%	1
WHEATON FRANCISCAN LABORATORY			1	100%	1
Glen Oaks Health and REhabilitation		1			1
LOUNDY		1			1
CVS AZ5026POCT MESA		1			1
QUALITY CLINICAL LAB LLC			1	100%	1
LIFE CARE CENTER OF HILTON HEAD		1			1
PEDRO L ORTEGA MD PA			1	100%	1
THE INTERNAL MEDICAL GROUP		1			1
OCALA REGIONAL DIALYSIS- NORTH			1	100%	1
ADVENTHEALTH MEDICAL GROUP OBSTETRICS			1	100%	1
ADVENTHEALTH MEDICAL GROUP SENIOR HEALTH AT			1	100%	1
CAREWELL URGENT CARE FITCHBURG			1	100%	1
PARTNERS IN PRIMARY CARE		1			1
SOWAL HEALTH & DRUG			1	100%	1
CARESOUTH HHA HOLDINGS OF THE TREASURE COAST LLC			1	100%	1
PULMONARY, CRITICAL CARE AND SLEEP DISORDERS INSTITUTE OF SOUTH FLORID			1	100%	1
BAYOU URGENT CARE			1	100%	1
HELGEMO & LIOU PEDIATRICS			1	100%	1
FAYETTE MEDICAL CENTER LAB		1			1
Crisp Regional Nursing and Rehab Center		1			1
FAMILY PRACTICE OF CENTRAL FLORIDA PA			1	100%	1
THE LITTLE CLINIC LLC			1	100%	1
BAYCARE OUTREACH LAB AT NEW TAMPA			1	100%	1
The Pines at Poughkeepsie Center for Nursing and Rehabilitation		1			1
PASCO COUNTY HEALTH DEPARTMENT			1	100%	1
EVANS FAMILY CARE PA			1	100%	1
PALM BEACH DIABETES AND ENDOCRINE SPECIALISTS, PA			1	100%	1
SEATTLE-KING COUNTY			1	100%	1
MOSOLF PEDIATRICS PA			1	100%	1
LAKE REGIONAL HEALTH			1	100%	1
GOSHEN HOSPITAL			1	100%	1
Signature Healthcare of Georgetown		1			1
ALL CARE URGENT CARE			1	100%	1
ST JOHNS MEDICAL CENTER		1			1
JPS HEALTH CENTER AT TRUE WORTH PLACE			1	100%	1
CVS IL2297651CV JOLIET		1			1
Community Care Center of Heritage House, LLC			1	100%	1
UT HEALTH RGV CLINICAL LABORATORY			1	100%	1
Walgreens #10988		1			1
Rehab Select of Talladega		1			1
MEDEXPRESS URGENT CARE - WESTFIELD, E MAIN ST			1	100%	1
Ideal Senior Living Center		1			1
THE TOLEDO HOSPITAL			1	100%	1

# COVID-19: testing by laboratory

Data through Mar 6, 2021 verified as of Mar 7, 2021 at 09:25 AM

Data in this report are provisional and subject to change.

The numbers in the table below represent the number of Florida and non-Florida residents for whom test results were received by the Department of Health. A person can be tested by more than one laboratory and can have both positive and negative results. **Therefore, the sum of the numbers in each column will be larger than the total number of people tested.**

Reporting lab	Inconclusive	Negative	Positive	Percent positive	Total
MEDTOWN PHARMACY			1	100%	1
WEST BOYNTON DIALYSIS			1	100%	1
BROCK HUGHES MEDICAL CENTER			1	100%	1
SPECTRUM LABORATORY			1	100%	1
SANITAS RESEARCH LLC			1	100%	1
BL DIAGNOSTICS LLC			1	100%	1
PROGRESSIVE MEDICAL RESEARCH			1	100%	1
Chateau Living Center			1	100%	1
CVS IN6555POCT BROWNSBURG		1			1
PARK AVENUE PEDIATRICS PC		1			1
SHAH			1	100%	1
JMJ FAMILY PRACTICE			1	100%	1
Kroger 397 - The Little Clinic Frankfort East		1			1
Memorial Health Care Center			1	100%	1
EAST CORE LAB			1	100%	1
HOLLAND COMMUNITY HOSPITAL		1			1
CONCENTRA - OCALA		1			1
SSC NASHVILLE OPERATING CO LLC D/B/A		1			1
PROGRESSIVE MEDICAL LAB LLC			1	100%	1
NORTH BREVARD CHILDRENS MEDICAL CENTER			1	100%	1
Imperial Healthcare Centre			1	100%	1
HEALTH EXPRESS		1			1
CONWAY - SHERWOOD URGENT CARE			1	100%	1
WARREN GENERAL HOSPITAL			1	100%	1
Bethel Lutheran Nursing & Rehabilitation Center		1			1
ELATION HEALTH		1			1
Bayou Vista Community Care Center			1	100%	1
LAB PLUS, LLC AT ASCENSION SAINT THOMA		1			1
The Carrington		1			1
WINTER PARK MEMORIAL HOSPITAL LABORATORY		1			1
KROGER 785 - THE LITTLE CLINIC DIXIE HWY		1			1
LEXINGTON HOSPITAL CORPORATION			1	100%	1
MEDCOR, INC			1	100%	1
MEA PRIMARY CARE PLUS BYRAM			1	100%	1
Manor Care of Dallastown d/b/a ManorCare Health Services - Dallastown		1			1
MOUNT SINAI MEDICAL CENTER OF FLORIDA, INC			1	100%	1
VCU HEALTH SYSTEM AUTHORITY - MCV HOSPITALS			1	100%	1
GULF COUNTY HEALTH DEPARTMENT			1	100%	1
UNIVERSITY OF MARYLAND PATHOLOGY ASSOCIATES			1	100%	1
MEDEXPRESS-DOVER		1			1
SANTA CLARA VALLEY MEDICAL CENTER			1	100%	1
BEAUMONT REFERENCE LABORATORY			1	100%	1
LABORATORY COPRORATION OF AMERICA			1	100%	1
SOMA MEDICAL CENTER P.A. #4			1	100%	1
Granville Center		1			1
ST. VINCENT HOSPITAL			1	100%	1
Home Health Care Clinic		1			1



# COVID-19: testing by laboratory

Data through Mar 6, 2021 verified as of Mar 7, 2021 at 09:25 AM

Data in this report are provisional and subject to change.

The numbers in the table below represent the number of Florida and non-Florida residents for whom test results were received by the Department of Health. A person can be tested by more than one laboratory and can have both positive and negative results. **Therefore, the sum of the numbers in each column will be larger than the total number of people tested.**

Reporting lab	Inconclusive	Negative	Positive	Percent positive	Total
MRMC LAB MICRO			1	100%	1
MEDEXPRESS URGENT CARE - LEOMINSTER		1			1
CHIPOLA QUICK CARE			1	100%	1
CVS MA1022POCT CAMBRIDGE		1			1
MDS PHARMA SERVICES		1			1
BRISTOL REGINAL MEDICAL CENTER			1	100%	1
US LABORATORIES			1	100%	1
Ravenwood Speciality Care		1			1
ALLIED PHYSICIANS GROUP		1			1
SILVER SPRINGS SHORES DIALYSIS			1	100%	1
MINUTE CLINIC LLC #1909		1			1
Raleigh Center (WV)			1	100%	1
LAKE VIEW COURT		1			1
Manassas Health & Rehab			1	100%	1
Caldwell Care		1			1
Jersey City Medical Center		1			1
KEY WEST BRANCH MEDICAL CLINIC			1	100%	1
MEDEXPRESS URGENT CARE - EWING		1			1
HEALTH GUAGE			1	100%	1
USC VERDUGO HILLS HOSPITAL			1	100%	1
PROGENESIS INC			1	100%	1
Cerenity Senior Care-White Bear Lake		1			1
COMMUNITY MEDICAL CENTER-ORANGE CITY		1			1
ARCADIA DIALYSIS CENTER			1	100%	1
HOLMES FAMILY PRACTICE PA			1	100%	1
SPECTRUM LUDINGTON			1	100%	1
BAPTIST HOSPITAL EAST			1	100%	1
NATIONAL INSTITUTES OF HEALTH CLINICAL CENTER			1	100%	1
INDIAN RIDGE		1			1
WALGREENS # 11165		1			1
MCR HEALTH MEDICAL EXPRESS			1	100%	1
CONNECTICUT PEDIATRICS @ CHC		1			1
CVS IL5797POCT CAROL STREAM		1			1
MYLAN-SOUTH POINT PA		1			1
ST JOHN'S HOME CARE			1	100%	1
CVS CA8861POCT BUENA PARK		1			1
DAVENPORT PEDIATRICS CLERMONT			1	100%	1
RAMBAM URGENT CARE			1	100%	1
CVS TN6414POCT SMYRNA		1			1
Oregon Veterans Home The Dalles		1			1
CAREWELL 203			1	100%	1
PORTAGE MEDICAL CENTER			1	100%	1
BOCA GENERAL AND FAMILY MEDICINE		1			1
EMORY CRAWFORD LONG HOSPITAL			1	100%	1
UCH LAB			1	100%	1
INTERIM HEALTHCARE OF PALM COAST			1	100%	1
SHANDS JACKSONVILLE CLINICAL CENTER			1	100%	1

# COVID-19: testing by laboratory

Data through Mar 6, 2021 verified as of Mar 7, 2021 at 09:25 AM

Data in this report are provisional and subject to change.

The numbers in the table below represent the number of Florida and non-Florida residents for whom test results were received by the Department of Health. A person can be tested by more than one laboratory and can have both positive and negative results. **Therefore, the sum of the numbers in each column will be larger than the total number of people tested.**

Reporting lab	Inconclusive	Negative	Positive	Percent positive	Total
FAMILY AND INTERNAL MEDICINE ASSOCIATES		1			1
CORONA CONCIERGE, LLC		1			1
COASTAL ER IX, PHYSICIANS PREMIER			1	100%	1
CVS MA2401POCT MARSHFIELD		1			1
ADVENTHEALTH CENTRA CARE POINCIANA			1	100%	1
Kroger 670 - The Little Clinic Powell		1			1
SPRINGFIELD HOSPITAL			1	100%	1
THE LITTLE CLINIC, LLC			1	100%	1
GSM OCED Subsection			1	100%	1
Baypoint Healthcare Center			1	100%	1
SAINT JOSEPH'S HOSPITAL AND MEDICAL CENTER		1			1
SONORAN DESERT PATHOLOGY			1	100%	1
Seal Rock Healthcare		1			1
TREASURE COAST MEDICAL CONCIERGE LLC			1	100%	1
PHOEBE PRIMARY CARE CAMILLA			1	100%	1
BAPTIST HEALTH MEDICAL PLAZA			1	100%	1
FASTMED URGENT CARE			1	100%	1
PALM BEACH COUNTY SHERIFF OFFICE			1	100%	1
UNIVERSITY PLACE NURSING CENTER		1			1
Woodstock Nursing and Rehabilitation Center		1			1
ST. MICHAEL'S ELITE HOSPITAL			1	100%	1
BREVARD COUNTY JAIL			1	100%	1
USCG AIR STATION CLEARWATER CLINIC			1	100%	1
MAINE HEALTH AND ENVIRONMENTAL TESTING LABORATORY			1	100%	1
WALGREENS # 12338		1			1
NEW YORK STATE DEPARTMENT OF HEALTH			1	100%	1
Maplewood of Cheshire County		1			1
MIAMI-DADE COUNTY HEALTH DEPT.		1			1
Freedom Pointe at The Villages			1	100%	1
REHABILITATION CENTER OF SOUTH GEORGIA		1			1
ADVANCED RESEARCH AND DIAGNOSTIC LABORATORY UNIVERSITY OF MINNESOTA			1	100%	1
SELECT SPECIALTY HOSPITAL - ORLANDO SOUTH			1	100%	1
MINUTECLINIC DIAGNOSTIC OF NH, LLC (CL		1			1
Kroger 086 - The Little Clinic Broomfield-Sheridan		1			1
BROOKDALE FORT WALTON BEACH			1	100%	1
MAYO MEDICAL LABORATORIES			1	100%	1
CLEVELAND CLINIC FLORIDA WAIVED			1	100%	1
THE DOCTOR'S OFFICE OF WEST CALDWELL		1			1
IMMY LABS			1	100%	1
CYPRESS CREEK DIALYSIS CTR			1	100%	1
Wedgewood Manor		1			1
ONslow COUNTY HEALTH DEPARTMENT			1	100%	1
Walgreens #9890		1			1
THE HOSPITALS OF PROVIDENCE EMERGENCY ROOM			1	100%	1
CIRRUS DX			1	100%	1
PRIORITY CARE LLC			1	100%	1
CORNERSTONE DRUG AND GIFT INC		1			1

# COVID-19: testing by laboratory

Data through Mar 6, 2021 verified as of Mar 7, 2021 at 09:25 AM

Data in this report are provisional and subject to change.

The numbers in the table below represent the number of Florida and non-Florida residents for whom test results were received by the Department of Health. A person can be tested by more than one laboratory and can have both positive and negative results. **Therefore, the sum of the numbers in each column will be larger than the total number of people tested.**

Reporting lab	Inconclusive	Negative	Positive	Percent positive	Total
SOPHIA MEDICAL ASSOCIATES, PC			1	100%	1
ST MICHAEL'S ELITE MEDICAL HOSPITAL			1	100%	1
WILLOWBROOKE COURT AT MATTHEWS GLEN		1			1
CEPERO PEDIATRICS PA			1	100%	1
SUPREME MEDICAL GROUP PLLC			1	100%	1
CLINICAL CARE, INC			1	100%	1
Kroger 368 - The Little Clinic Frankfort West		1			1
Victory Health and Rehabilitation			1	100%	1
Kroger - KRO01100688			1	100%	1
PPD CLINICAL RESEARCH UNIT			1	100%	1
SUMMERFIELD PAIN MANAGEMENT			1	100%	1
IRA FIALKO DO			1	100%	1
Ramsey Village		1			1
Eagle Point Health Care Center		1			1
FIRST CARE WALK IN CLINIC LLC			1	100%	1
Maple Lane Nursing Home		1			1
NORTHEAST GEORGIA HEALTH SYSTEM			1	100%	1
FOUNDATION LABORATORY			1	100%	1
BATESVILLE - SHERWOOD URGENT CARE			1	100%	1
ORDRS, INC.			1	100%	1
MARTIN MEM FAMILY CARE AT ST LUCIE W			1	100%	1
MIDWAY SPECIALTY CARE CENTER INC		1			1
OMNICARE PHARMACY OF TEXAS 1, LP		1			1
ANMED HEALTH MEDICAL CENTER			1	100%	1
DIXIE REGIONAL MEDICAL CENTER			1	100%	1
CVS IL2297652CV CHICAGO		1			1
CULVER CITY URGENT CARE			1	100%	1
St. Luke's Care Center		1			1
BLOSSOMS ASSISTED LIVING 1 LLC			1	100%	1
NHC HealthCare St. Charles		1			1
YOUR KIDS URGENT CARE			1	100%	1
MEDEXPRESS URGENT CARE-MEADVILLE			1	100%	1
ABRAKIDABRA KIDS CLINIC			1	100%	1
LIFE CARE CENTER OF GWINNETT		1			1
POETS WALK SARASOTA			1	100%	1
ADVANCE CARDIOVASCULAR IMAGING, INC			1	100%	1
BROOKSVILLE REGIONAL HOSPITAL			1	100%	1
SHANNON CLARK OD, PA			1	100%	1
Community Compassion Center of Batesville			1	100%	1
KELLY			1	100%	1
MIAMI CHILDRENS HOSPITAL MIDTOWN OUTPATIENT CENTER			1	100%	1
EH FARGO HOSPITAL LABORATORY			1	100%	1
PALM SPRINGS GENERAL HOSPITAL			1	100%	1
OMNI HEALTHCARE INC			1	100%	1
El Paso Health Care Center			1	100%	1
PUTNAM CO HOSPITAL-D/B/A ASBURY TOWERS		1			1
MID FLORIDA BIOLOGICALS			1	100%	1

# COVID-19: testing by laboratory

Data through Mar 6, 2021 verified as of Mar 7, 2021 at 09:25 AM

Data in this report are provisional and subject to change.

The numbers in the table below represent the number of Florida and non-Florida residents for whom test results were received by the Department of Health. A person can be tested by more than one laboratory and can have both positive and negative results. **Therefore, the sum of the numbers in each column will be larger than the total number of people tested.**

Reporting lab	Inconclusive	Negative	Positive	Percent positive	Total
NEVADA DEPARTMENT OF HEALTH AND HUMAN SERVICES			1	100%	1
SACRED HEART HEALTH SYSTEM- MIDWIFE PROGRAM			1	100%	1
INTERNAL MEDICINE ASSOCIATES		1			1
Shoreline Care Center			1	100%	1
Kroger 838 - The Little Clinic Fairborn		1			1
AFFILIATED LABORATORIES INC			1	100%	1
Wildwood Healthcare		1			1
SOUTHWEST FLORIDA DIVISION LAB			1	100%	1
THYROID SPECIALTY LABORATORY			1	100%	1
CLARKSVILLE MANOR INC		1			1
FREEPORT ER DOX URGENT CARE		1			1
TRIPLE O RESEARCH INSTITUTE PA			1	100%	1
PREVENTIVE CARDIOLOGY AND INTERNAL MEDICINE ASSOCI			1	100%	1
METHODISM MIDLOTHIAN MEDICAL CENTER			1	100%	1
Signature Healthcare of Fort Wayne		1			1
NEW ULM MEDICAL CENTER			1	100%	1
Good Samaritan Society-Atkinson		1			1
CVS NM7242POCT ALBUQUERQUE		1			1
BAYFRONT CARDIOVASCULAR ASSOCIATES			1	100%	1
CUSTOM SCRIPTS PHARMACY		1			1
Walgreens #9121		1			1
441 URGENT CARE CENTER - BROWNWOOD			1	100%	1
PT&J REHAB LLC		1			1
A G RHODES HOME AT WESLEY WOODS		1			1
White Oak Manor - Rock Hill		1			1
ASANTE THREE RIVERS MEDICAL CENTER LAB		1			1
FLAGLER PROFESSIONAL HEALTH CARE SERVICES INC		1			1
Heartland of Perrysburg		1			1
HALIFAX FAMILY HEALTH CENTER			1	100%	1
SANFORD LABORATORIES WATERTOWN			1	100%	1
STEWART FLORIDA ALF, INC			1	100%	1
RIVERSIDE MEDICAL CENTER		1			1
CORPORATION OF AMERICA		1			1
BROOKSHIRE, THE			1	100%	1
HUNTSVILLE HOSPITAL			1	100%	1
Bivins Pointe			1	100%	1
WELLOW URGENT CARE-OSWEGO			1	100%	1
OPTIMAL MEDICINE INC		1			1
FAMILY MEDICAL CENTER OF HOLLYWOOD PA			1	100%	1
Falmouth By The Sea			1	100%	1
VISTA DEL SOL MED ASSOC		1			1
EXCEL URGENT CARE OF NJ, LLC		1			1
NEWCARE PRIMARY MEDICINE			1	100%	1
CFHC - FROSTPROOF			1	100%	1
CARDIAC AND VASCULAR CONSULTANTS MD PA		1			1
WOMENS CARE FLORIDA LLC			1	100%	1
ULTIMATE ANALYSIS LABORATORY			1	100%	1

# COVID-19: testing by laboratory

Data through Mar 6, 2021 verified as of Mar 7, 2021 at 09:25 AM

Data in this report are provisional and subject to change.

The numbers in the table below represent the number of Florida and non-Florida residents for whom test results were received by the Department of Health. A person can be tested by more than one laboratory and can have both positive and negative results. **Therefore, the sum of the numbers in each column will be larger than the total number of people tested.**

Reporting lab	Inconclusive	Negative	Positive	Percent positive	Total
Masonic Medical Research Institute			1	100%	1
EXCEPTIONAL EMERGENCY CENTER			1	100%	1
PHYSICIANS PRIMARY CARE LEHIGH PEDS			1	100%	1
MARYWOOD NURSING CARE CENTER		1			1
MERRILL GARDENS AT CHAMPIONSGATE			1	100%	1
FAITH FAMILY PRACTICE			1	100%	1
Central Alabama Veterans HCS - East Campus		1			1
CLINICAL LABORATORY DEPARTMENT			1	100%	1
TITUS REGIONAL MEDICAL CENTER			1	100%	1
Oakview Manor Health and Rehab		1			1
HANCOCK REGIONAL HOSPITAL		1			1
Williamstown Commons			1	100%	1
MARYWOOD HEIGHTS		1			1
EAST COAST INSTITUTE FOR RESEARCH LLC			1	100%	1
ADVANCE MD CARE			1	100%	1
KENT		1			1
CLINTON DRUG STORE		1			1
Kroger 539 - The Little Clinic Memorial Blvd.		1			1
HEALTHCARE AND REHAB OF SANFORD			1	100%	1
ANDREWS			1	100%	1
IDAHO HEALTH DEPARTMENT			1	100%	1
VA WNYHCS - Buffalo Division			1	100%	1
BUFFALO VAMC			1	100%	1
HEARTLAND OF ZEPHYRHILLS FL, LLC□			1	100%	1
LABORATORIO BUENA SALUD			1	100%	1
HATLEY HEALTH CARE, INC		1			1
INNOVATIVE HEALTH DIAGNOSTIC OF CALIFORNIA			1	100%	1
ADVENTHEALTH MEDICALGROUP PEDIATRICS AT ORLANDO		1			1
PSL JAX BEACH OPERATIONS LLC			1	100%	1
Kroger 907 - The Little Clinic Holland		1			1
WATERTOWN URGENT CARE		1			1
ENZO LABS INC			1	100%	1
ST ANTHONY'S PINELLAS CARE CLINIC			1	100%	1
ATHENA PLASTIC SURGERY		1			1
BLACKBERRY CENTER, THE		1			1
RIVERTON CBOC			1	100%	1
SAN JOSE CLINIC		1			1
Kroger 683 - The Little Clinic Foothills Plaza		1			1
CHILDRENS HEALTHCARE CTE OF NORTHERN		1			1
PROVIDENCE HOSPITAL			1	100%	1
BIOMAT ORLANDO		1			1
MOUNT ST MARYS HOSPITAL OF NIAGARA FALLS			1	100%	1
JUP Serology SubSection			1	100%	1
SUNY AT STONY BROOK			1	100%	1
Riverside Nursing & Rehabilitation Center		1			1
TEVAPHARM			1	100%	1
Oak Hill Health & Rehabilitation Center			1	100%	1



# COVID-19: testing by laboratory

Data through Mar 6, 2021 verified as of Mar 7, 2021 at 09:25 AM

Data in this report are provisional and subject to change.

The numbers in the table below represent the number of Florida and non-Florida residents for whom test results were received by the Department of Health. A person can be tested by more than one laboratory and can have both positive and negative results. **Therefore, the sum of the numbers in each column will be larger than the total number of people tested.**

Reporting lab	Inconclusive	Negative	Positive	Percent positive	Total
CLINICAL MICROBIOLOGY LAB FAIRVIEW UNIVERSITY HOSPITAL			1	100%	1
CHI ST VINCENT LITTLE ROCK DIAGNOSTIC CLINIC			1	100%	1
TALLAHASSEE DIALYSIS		1			1
J F K PEDIATRICS			1	100%	1
ADVANCE GASTROENTEROLOGY			1	100%	1
HALEYVILLE HEALTH CARE CENTER		1			1
CAPSTONE REHABILITATION AND HEALTHCARE		1			1
NEMOURS CHILDRENS URGENT CARE			1	100%	1
LAB. CORP. OF AMERICA			1	100%	1
Accordius Health at Gastonia			1	100%	1
HEALTHALLIANCE HOSPITAL LABORATORY		1			1
HOLYOKE MEDICAL CENTER			1	100%	1
URGENT TEAM MANAGEMENT OF TENNESSEE, L			1	100%	1
MEDHEALTH CLINICAL INC			1	100%	1
Kroger 527 - The Little Clinic Hwy 70 S.		1			1
Niles Nursing and Rehab. Center		1			1
PARKWAY REGIONAL MEDICAL CENTER LAB			1	100%	1
Wetumpka Health and Rehab, LLC		1			1
PENROSE HOSPITAL			1	100%	1
SUNCOAST PRIMARY CARE LLC			1	100%	1
ATHENS LIMESTONE HOSPITAL		1			1
COVENANT HEALTH		1			1
CVS NV5286POCT HENDERSON		1			1
ACCESS MEDICAL GROUP OF TAMPA INC			1	100%	1
Cornerstone at the Ranch		1			1
SANTA ROSA PEDIATRICS			1	100%	1
PEDIATRIC ASSOCIATES - JACKSONVILLE			1	100%	1
BLAKE AT PENSACOLA OPERATION CO, LLC, THE			1	100%	1
Kroger - KRO03400316			1	100%	1
HEALTH NETWORK			1	100%	1
HSRE-ASL CASSELBERRY TRS, LLC			1	100%	1
DSI LABORATORIES-NAPLES-7TH			1	100%	1
CAREFIRST URGENT CARE - BEECHMONT			1	100%	1
INTERNAL MEDICINE GROUP OF CENTRAL FLORIDA			1	100%	1
SUN CITY DIAGNOSTIC CENTER			1	100%	1
DEVITA		1			1
UABC			1	100%	1
Waycross VA CBOC		1			1
Acts Manor House		1			1
WELLINGTON WEST 100176			1	100%	1
STONECREST MEDICAL CENTER		1			1
Ashland Place Health and Rehabilitation, LLC		1			1
BLOOMIN BRANDS WELLNESS CENTER			1	100%	1
PRACTITIONERS IN MOTION			1	100%	1
PRIMARY CARE GROUP LLC		1			1
KENNEDY BOULEVARD DIALYSIS			1	100%	1
WEST CARVER MEDICAL ASSOCIATES		1			1

# COVID-19: testing by laboratory

Data through Mar 6, 2021 verified as of Mar 7, 2021 at 09:25 AM

Data in this report are provisional and subject to change.

The numbers in the table below represent the number of Florida and non-Florida residents for whom test results were received by the Department of Health. A person can be tested by more than one laboratory and can have both positive and negative results. **Therefore, the sum of the numbers in each column will be larger than the total number of people tested.**

Reporting lab	Inconclusive	Negative	Positive	Percent positive	Total
Hawthorne House		1			1
Victoria Manor		1			1
LITTLE COMPANY OF MARY HOSPITAL			1	100%	1
PENINSULA REGIONAL MED CTR LAB			1	100%	1
WINDSOR MANOR			1	100%	1
PRIME CARE FAMILY MEDICINE			1	100%	1
CVS AZ69POCT PEORIA		1			1
MEDEXPRESS URGENT CARE - LINCOLN		1			1
Garden View Care Center at Dougherty Ferry		1			1
WILMINGTON NURSING AND REHAB			1	100%	1
CHATSWORTH ASSISTED LIVING COMMUNITY AT PGA NATIONAL			1	100%	1
Trucare Living Centers - Columbus		1			1
COLONIAL VILLA GOOD SAMARITAN CENTER		1			1
MY INSTADOC - HOWELL URGENT CARE		1			1
Carington Park			1	100%	1
MEDICAL EXAMINERS OFFICE, LEESBURG			1	100%	1
MEDCARE-GARNERS FERRY			1	100%	1
SKY LAKES MEDICAL CENTER		1			1
WEST BOCA MEDICAL CENTER			1	100%	1
St. Catherine's manor of Findlay		1			1
American Fork Care Center dba Heritage Care Center		1			1
EDGAR PRICE FAMILY & CHILDREN HEALTHCARE CENTER			1	100%	1
ALLIANCE LABORATORY SERVICES			1	100%	1
CORDOVA FAMILY PRACTICE			1	100%	1
KIOSK MEDICINE KENTUCKY LLC		1			1
HOUSTON MEDICAL CENTER			1	100%	1
EASTSIDE MEDICAL CLINIC		1			1
Waters of Covington		1			1
CLINICAL PATHOLOGY LABORATORIES SOUTHEAST INC			1	100%	1
ALL PRO ORTHOPEDICS & SPORTS MEDICINE, PA			1	100%	1
HEALTHPARTNERS HUDSON CLINIC			1	100%	1
EXACCARE KINGSTON, LLC			1	100%	1
LIFESTREAM BEHAVIORAL CENTER INC			1	100%	1
ATHENS MEDICAL CENTER			1	100%	1
MALUHIA		1			1
SYNAPSE ANALYTICAL LABS		1			1
Lopatcong Center		1			1
SARASOTA MEMORIAL HOSPITAL		1			1
PROVIDENCE ST. PATRICK HOSPITAL			1	100%	1
ELEMENTS PHARMACY			1	100%	1
SHAW MEDICAL GROUP LLC			1	100%	1
REGIONAL MEDICAL LABORATORY			1	100%	1
Eddy Memorial Geriatric Center		1			1
Kroger 588 - The Little Clinic Thompsons Station		1			1
MINUTECLINIC DIAGNOSTIC OF KANSAS, PC		1			1
AHC Dyersburg		1			1
DUKE UNIVERSITY POINT OF CARE TESTING PROGRAM			1	100%	1

# COVID-19: testing by laboratory

Data through Mar 6, 2021 verified as of Mar 7, 2021 at 09:25 AM

Data in this report are provisional and subject to change.

The numbers in the table below represent the number of Florida and non-Florida residents for whom test results were received by the Department of Health. A person can be tested by more than one laboratory and can have both positive and negative results. **Therefore, the sum of the numbers in each column will be larger than the total number of people tested.**

Reporting lab	Inconclusive	Negative	Positive	Percent positive	Total
KEATING SPORTS CENTER		1			1
ORCHID TERRACE		1			1
ORMOND BEACH DIALYSIS			1	100%	1
ENT & ALLERGY ASSOCIATES, LLP - SLEEPY HOLLOW (ABBOTT)		1			1
ERIE COUNTY EMERGENCY SERVICES DIV OF		1			1
VISTA LAKE ASSISTED LIVING			1	100%	1
PALM BEACH COUNTY HEALTH DEPT.			1	100%	1
NORTH SHORE HEMATOLOGY-ONCOLOGY ASSOCIATES		1			1
HEALTHFORCE PARTNERS INC			1	100%	1
TMH PHYSICIAN PARTNERS WAKULLA			1	100%	1
JOHNSON MEDICAL SERVICES			1	100%	1
FLORIDA STATE UNIVERSITY HEALTH SERVICES			1	100%	1
Kroger 390 - The Little Clinic North College Hill		1			1
PENNY PEDIATRICS		1			1
CENTRAL TX URGENT CARE			1	100%	1
GWINNETT MEDICAL CENTER			1	100%	1
SUN CLINICAL LABORATORIES			1	100%	1
INDIGO PALMS			1	100%	1
ST JOSEPHS CHILDRENS HOSPITAL PEDI TRANSPORT			1	100%	1
BEAUMONT HOSPITAL			1	100%	1
NHC HealthCare, Cookeville		1			1
VAULT MEDICAL SERVICES			1	100%	1
HIGH DESERT COURT GROUP HOME			1	100%	1
WALGREENS #5130			1	100%	1
ANDERSON FAMILY MEDICINE			1	100%	1
METROPOLITAN			1	100%	1
JAX FAMILY CARE		1			1
AVALON MEDICAL GROUP			1	100%	1
LITTLE FALLS HOSPITAL LABORATORY		1			1
Washington County Nursing HOMe			1	100%	1
CVS CA9497POCT IRVINE		1			1
PALM COAST DIALYSIS		1			1
CVS MA299POCT WORCESTER		1			1
CVS OH4359POCT HUDSON		1			1
QUALITY LAB			1	100%	1
HIGHLAND LABORATORY			1	100%	1
Kroger 923 - The Little Clinic Centerville		1			1
LIBERTY COMMONS NURSING AND REHABILITA		1			1
FLORIDA HOSPITAL TRANSPLANT CENTER		1			1
ADVANCED MEDICAL LABORATORIES (AML)			1	100%	1
ADVANTA LABS, LLC		1			1
Kroger 682 - The Little Clinic Combs and Gantzel		1			1
WESTOX LABS		1			1
FLAGLER COUNTY BOARD OF COUNTY COMMISSIONERS			1	100%	1
BRIAN C GRINER MD LLC			1	100%	1
PowerBack Piscataway Center		1			1
POUDRE VALLEY HOSPITAL			1	100%	1

# COVID-19: testing by laboratory

Data through Mar 6, 2021 verified as of Mar 7, 2021 at 09:25 AM

Data in this report are provisional and subject to change.

The numbers in the table below represent the number of Florida and non-Florida residents for whom test results were received by the Department of Health. A person can be tested by more than one laboratory and can have both positive and negative results. **Therefore, the sum of the numbers in each column will be larger than the total number of people tested.**

Reporting lab	Inconclusive	Negative	Positive	Percent positive	Total
WY RETIREMENT CENTER		1			1
LSU MEDICAL CENTER			1	100%	1
CVS HEALTH, #5962		1			1
Cooperstown Center for Nursing and Rehabilittation		1			1
ASHLEY PEDICATRICS DAY AND NIGHT CLINIC			1	100%	1
WINCHESTER HOSPITAL			1	100%	1
NANCY M WORTHINGTON MD PA			1	100%	1
PANCARE HEALTH - BRUCE			1	100%	1
Le Roy Village Green		1			1
Brown Nursing Home		1			1
FAMILY MEDICAL CENTERS			1	100%	1
CAROLINAS HEALTHCARE SYSTEM LAB			1	100%	1
DECATUR MORGAN HOSPITAL - DECATUR GENE		1			1
TMH PHYSICIAN PARTNERS			1	100%	1
NORTHEAST TEXAS DIALYSIS		1			1
MED TECH CLINICAL LABORATORY		1			1
NORTH CAROLINA STATE LABORATORY OF PUBLIC HEALTH, SPECTRUM LAB NETWORK			1	100%	1
VISTACARE PHARMACY I		1			1
DOCTORS HOSPITAL OF LAREDO			1	100%	1
MEDEXPRESS URGENT CARE - MT EPHRAIM		1			1
MEDEXPRESS URGENT CARE-BRENTWOOD		1			1
PUBLIC HEALTH LABORATORIES			1	100%	1
SELECT MEDICAL CLINIC			1	100%	1
ADVANCED CARDIOVASCULAR DIAGNOSTICS OF FL			1	100%	1
WOODHILLS LABS			1	100%	1
EMERALD HEALTH CARE		1			1
NF Escambia, LLC DBA Olive BranchHealth and Rehabilitaion Center			1	100%	1
BIOLOGICAL AND CHEMICAL EMERGENCIES LABORATORY			1	100%	1
Maryfield Inc. dba Pennybyrn		1			1
DIMMIT REGIONAL HOSPITAL			1	100%	1
Life Care Center of Paradise Valley		1			1
BOND COUNTY HEALTH DEPARTMENT			1	100%	1
Heritage of Red Cloud		1			1
Walgreens #5065		1			1
ROSLYN INTERNAL MEDICINE		1			1
MEDICAL ASSOCIATES OF CARTER		1			1
SUPERKIDS PEDIATRICS			1	100%	1
AVERA SACRED HEART HOSPITAL			1	100%	1
Arlington Care Center			1	100%	1
RENE F CEDENO DMD PA		1			1
KETTERING MEDICAL CENTER			1	100%	1
ST ANTHONY COMMUNITY HOSPITAL LAB		1			1
ST FRANCIS MEDICAL CENTER			1	100%	1
ST CATHERINE HOSPITAL LABORATORY			1	100%	1
VA Texas Valley Coastal Bend Harlingen HCC		1			1
Strasburg Care Center		1			1
PREMIER MOBILE HEALTH SERVICES, LLC			1	100%	1

# COVID-19: testing by laboratory

Data through Mar 6, 2021 verified as of Mar 7, 2021 at 09:25 AM

Data in this report are provisional and subject to change.

The numbers in the table below represent the number of Florida and non-Florida residents for whom test results were received by the Department of Health. A person can be tested by more than one laboratory and can have both positive and negative results. **Therefore, the sum of the numbers in each column will be larger than the total number of people tested.**

Reporting lab	Inconclusive	Negative	Positive	Percent positive	Total
OKLAHOMA BLOOD INSTITUTE			1	100%	1
MULTICARE PHYSICIANS			1	100%	1
MID-SOUTH URGENT CARE, PLLC			1	100%	1
MEDEXPRESS URGENT CARE - BENTONVILLE		1			1
ADVENTHEALTH SENIOR CARE AT ORMOND			1	100%	1
ASSOCIATES IN INTERNAL MEDICINE PA			1	100%	1
Highland Ave. Eye Clinic		1			1
PORTSMOUTH REG. HOSPITAL			1	100%	1
ROYAL PALM PEDIATRICS			1	100%	1
TOXUSALABS DBA CONNECTDX LABS		1			1
FREDERICK AVENUE GROUP HOME		1			1
GALVESTON COUNTY HEALTH DISTRICT			1	100%	1
DEERFIELD BEACH REHABILITATION AND NURSING			1	100%	1
GOOD SAMARITAN SOCIETY - DE SMET		1			1
ASHLEY CLINICAL DIAGNOSTIC LABORATORY			1	100%	1
CERMAK HEALTH SERVICES			1	100%	1
Kroger 407 - The Little Clinic Lexington		1			1
KEY BISCAYNE PEDIATRIC ASSOCIATES INC			1	100%	1
ARISTACARE AT MANCHESTER		1			1
NSPIRE HEALTHCARE PLANTATION			1	100%	1
Glenburn Home		1			1
Orchid Cove at Naples			1	100%	1
VITAL CARE			1	100%	1
TEXAS HEALTH HARRIS METHODIST HOSPITAL			1	100%	1
LANGLADE			1	100%	1
Signature HealthCare of Bowling Green		1			1
PEDIATRIC PARTNERS ZEPHYRHILLS			1	100%	1
PASTEUR MEDICAL CENTER LLC		1			1
LAB TEST KENDALL LLC		1			1
SPORTS MEDICINE CLINIC - U OF WYOMING			1	100%	1
Smg At Bridgewater Family Medicine		1			1
PEDIATRIC ASSOCIATES OF ORLANDO			1	100%	1
PROGRESSIVE URGENT CARE, PC			1	100%	1
MID FLORIDA DERMATOLOGY ASSOCIATES PA			1	100%	1
LAMARQUE DIALYSIS			1	100%	1
ALL PEDIATRIC CARE PA			1	100%	1
Kroger 629 - The Little Clinic Cartersville, GA Hwy 41		1			1
CMC MERCY LABORATORY			1	100%	1
CARDIOLOGY AND FITNESS MEDICINE		1			1
ORMC-ARDEN/EOI			1	100%	1
CARESPOT EXPRESS HEALTHCARE BOYNTON BEACH			1	100%	1
ACCESS TOTAL CARE - PORTLAND			1	100%	1
Mercy Manor Transition Center			1	100%	1
REGENTS PARK OF JACKSONVILLE			1	100%	1
COMMUNITY HOSPITALS INDIANAPOLIS			1	100%	1
FRANKLIN CBOC			1	100%	1
LONESTAR 24HRER MANAGEMENT LLC DBA LONESTAR 24HRER			1	100%	1



# COVID-19: testing by laboratory

Data through Mar 6, 2021 verified as of Mar 7, 2021 at 09:25 AM

Data in this report are provisional and subject to change.

The numbers in the table below represent the number of Florida and non-Florida residents for whom test results were received by the Department of Health. A person can be tested by more than one laboratory and can have both positive and negative results. **Therefore, the sum of the numbers in each column will be larger than the total number of people tested.**

Reporting lab	Inconclusive	Negative	Positive	Percent positive	Total
WALGREENS NO 10512			1	100%	1
Henry County Health and Rehabilitation		1			1
BAYLOR SCOTT & WHITE MEDICAL SURGICAL CLINIC			1	100%	1
Schenectady Center for Rehabilitation & Nursing		1			1
LAKE COMMUNITY ACTION AGENCY		1			1
EAST TENNESSEE STATE UNIVERSITY		1			1
LabCorp of America			1	100%	1
NORTH SHORE MEDICAL CENTER - SALEM HOSPITAL			1	100%	1
BRUCE S WEST MD			1	100%	1
YUMA REGIONAL MEDICAL CENTER			1	100%	1
VA Tennessee Valley HCS-Nashville Campus			1	100%	1
CARESPOT - LEE VISTA			1	100%	1
RURAL/METRO MIDSOUTH,		1			1
Mountain City Care and Rehabilitation Center		1			1
ADVENTHEALTH HOME CARE WATERMAN			1	100%	1
BRIGHAM YOUNG UNIV STUDENT HEALTH CTR			1	100%	1
Parkside Manor		1			1
METROWEST MEDICAL CENTER - FRAMINGHAM			1	100%	1
CVS NC2749POCT CONCORD		1			1
Florence Home		1			1
MEDICAL ASSOCIATES OF BREVARD LLC		1			1
EVERGREEN NURSING HOME		1			1
MEDOR/ACC SYNCHRONY			1	100%	1
PM PEDIATRICS OF BAYSIDE PLLC - BELLER		1			1
MOBILE MEDICAL CLINIC			1	100%	1
MEADOWS PARK HEALTH AND REHABILITATION		1			1
FLORIDA HOSPITAL ORMOND BEACH			1	100%	1
ENCORE AT BOCA RATON, THE			1	100%	1
GOOD SAMARITAN HOSPITAL			1	100%	1
CENTRAL FLORIDA MEDICAL CARE			1	100%	1
COLOMBO'S PHARMACY		1			1
HARRIS URGENT CARE CENTER			1	100%	1
FREDERICK MEMORIAL HOSPITAL			1	100%	1
SOUTH FLORIDA URGENT CARE CENTERS, LLC			1	100%	1
SOUTH DADE NURSING & REHABILITATION CENTER			1	100%	1
PROVIDENCE PORTLAND MEDICAL CENTER		1			1
SJMC PHYSICIAN SERVICES			1	100%	1
Bay View Nursing and Rehabilitation Center			1	100%	1
Hillside Rehab and Care Center			1	100%	1
TAMPA HEALTH CARE PROVIDERS PA		1			1
BLACKBAG DIGITAL HEALTH LLC		1			1
CARENOW URGENT CARE-HENDERSONVILLE		1			1
THE NEW JEWISH HOME		1			1
Lenbrook		1			1
AVON PARK CLUSTER		1			1
HENRICO DOCTOR'S LABORATORY			1	100%	1
Consulate Health Care of Tallahassee			1	100%	1

# COVID-19: testing by laboratory

Data through Mar 6, 2021 verified as of Mar 7, 2021 at 09:25 AM

Data in this report are provisional and subject to change.

The numbers in the table below represent the number of Florida and non-Florida residents for whom test results were received by the Department of Health. A person can be tested by more than one laboratory and can have both positive and negative results. **Therefore, the sum of the numbers in each column will be larger than the total number of people tested.**

Reporting lab	Inconclusive	Negative	Positive	Percent positive	Total
IVAN, MAYA			1	100%	1
VA Greater LA HCS-Santa Maria OPC			1	100%	1
CVS TX1057POCT SAN ANTONIO		1			1
THE DOCTORS OFFICE OF BRICK, LLC		1			1
ALABAMA REFERENCE LAB			1	100%	1
EAST END PEDIATRICS		1			1
HAWAII DEPARTMENT OF HEALTH LAB			1	100%	1
CVS IL2297144CV CHICAGO		1			1
Englewood Health Care Center		1			1
CLERMONT PEDIATRICS, PA			1	100%	1
NASON HOSPITAL			1	100%	1
FAIRVIEW SOUTHDALE			1	100%	1
MEMORIAL HOSPITAL AT GULFPORT			1	100%	1
CAROMONT HEALTH			1	100%	1
PEACE HEALTH FAMILY MEDICINE AT 87TH AVE		1			1
CONCORDIA MANOR			1	100%	1
Sherwood Oaks Health Center			1	100%	1
CVS NE2741POCT LA VISTA		1			1
MISSION HOSPITAL – MEMORIAL CAMPUS			1	100%	1
FLORIDA EPIDEMIOLOGY PROGRAM			1	100%	1
JACKSBORO URGENT CARE			1	100%	1
NFRC CLINICAL LAB			1	100%	1
SIGNATURE CARE MEMORIAL CITY			1	100%	1
RENOWN REGIONAL MEDICAL CENTER			1	100%	1
NEW YORK UNIVERSITY MEDICAL CENTER			1	100%	1
UNIVERSITY OF VERMONT MEDICAL CENTER			1	100%	1
CENTRAL CAROLINA HOSPITAL			1	100%	1
SPHERE DX			1	100%	1
MANOR CARE OF DELRAY BEACH FL LLC		1			1
HILTON HEAD HOSPITAL/INPATIENT			1	100%	1
ST. JOHN HOSPITAL & MEDICAL CENTER			1	100%	1
KIOSK MEDICINE OF KENTUCKY LLC		1			1
CVS MA915POCT BEVERLY			1	100%	1
MAHONEY PEDIATRICS PA			1	100%	1
SAINT ALPHONSUS REGIONAL MEDICAL CENTER			1	100%	1
MARTIN HEALTH PHYSICIAN GROUP			1	100%	1
OCCUPATIONAL HEALTH CENTER		1			1
JACKSONVILLE HEALTH & REHAB		1			1
CVS NE8616POCT LINCOLN		1			1
MEDCOR CORPORATE CLINIC			1	100%	1
BAYLOR SCOTT AND WHITE MEDICAL CENTER -CENTENTENNIAL			1	100%	1
WATERBURY HOSPITAL REFERENCE LAB			1	100%	1
URGENT CARE OF KANSAS CITY			1	100%	1
TEMPUS_LABS			1	100%	1
PREMIER FAMILY AND SPORTS MEDICINE LLC			1	100%	1
MIDWEST COVENANT HOME, INC		1			1
ALPHA CLINICAL LABORATORY CORP.			1	100%	1

# COVID-19: testing by laboratory

Data through Mar 6, 2021 verified as of Mar 7, 2021 at 09:25 AM

Data in this report are provisional and subject to change.

The numbers in the table below represent the number of Florida and non-Florida residents for whom test results were received by the Department of Health. A person can be tested by more than one laboratory and can have both positive and negative results. **Therefore, the sum of the numbers in each column will be larger than the total number of people tested.**

Reporting lab	Inconclusive	Negative	Positive	Percent positive	Total
TRUMAN MEDICAL CENTER - HOSPITAL HILL			1	100%	1
LP ELIZABETHTON		1			1
Salem Hills Rehabilitation and Nursing Center		1			1
CLARKSVILLE HEALTH SYSTEM			1	100%	1
CVS NV5942POCT LAS VEGAS		1			1
FLORIDA HEART AND VASCULAR MULTISPECIALTY GROUP PA			1	100%	1
STUDENT HEALTH CENTER			1	100%	1
HALIFAX HEALTH PRIMARY CARE ORMOND			1	100%	1
AMERICAN LAB LLC		1			1
BROADWAY HEALTH FLORIDA MEDICAL CLINIC URGENT CARE			1	100%	1
FHPG SURGICAL ASSOCIATES OF EAST PASCO			1	100%	1
SANCHEZ CAZAU MEDICAL GROUP			1	100%	1
WALGREENS #10308		1			1
METRO HEALTH HOSPITAL LABORATORY		1			1
Kroger 006 - The Little Clinic Uintah Gardens		1			1
ARIZONA STATE LABORATORY			1	100%	1
COVE AT THE MARBELLA,THE			1	100%	1
BAPTIST EMERGENCY HOSPITAL - KELLY			1	100%	1
SPEARE MEMORIAL HOSPITAL			1	100%	1
Kroger 894 - The Little Clinic NEC		1			1
GOOD PEDIATRICS			1	100%	1
SACRED HEART HOSPITAL NURSING			1	100%	1
Fairhaven Retirement Community		1			1
NEW HORIZON PRIMARY CARE LLC			1	100%	1
MEDICAL ASSOCIATES OF THE SHOALS		1			1
2504-HOMEWOOD		1			1
QLABS			1	100%	1
WESTCOAST FAMILY PRACTICE		1			1
Advanced Rehabilitation of Vernon		1			1
GATEWAY FAMILY HEALTH CLINIC			1	100%	1
FAMILY MEDICAL CLINIC KENDALL LLC			1	100%	1
AMERICAN FAMILY CARE - SMYRNA			1	100%	1
IM&P WELLNES CENTER			1	100%	1
SACRED HEART MEDICAL CENTER			1	100%	1
SMITH			1	100%	1
HARDIN MEMORIAL HOSPITAL - HEARTLAND PATHOLOGY CONSULTANTS			1	100%	1
ELKTON TRANSITIONAL CARE CENTER		1			1
MEDICAL ARTS LABORATORY			1	100%	1
FAU MEMORY & WELLNESS CENTER			1	100%	1
PANCARE HEALTH - CARR ELEM & MIDDLE SCHOOL			1	100%	1
DOCTORS CARE - AIKEN MALL			1	100%	1
WELLMED AT LINEBAUGH AVE			1	100%	1
BNJ		1			1
LOUIS A JOHNSON VAMC		1			1
Kroger 717 - The Little Clinic Dolphin Drive			1	100%	1
CVS AZ4795POCT MESA		1			1
ODYSSEY HEALTH CARE OF MARION COUNTY LLC		1			1

# COVID-19: testing by laboratory

Data through Mar 6, 2021 verified as of Mar 7, 2021 at 09:25 AM

Data in this report are provisional and subject to change.

The numbers in the table below represent the number of Florida and non-Florida residents for whom test results were received by the Department of Health. A person can be tested by more than one laboratory and can have both positive and negative results. **Therefore, the sum of the numbers in each column will be larger than the total number of people tested.**

Reporting lab	Inconclusive	Negative	Positive	Percent positive	Total
DOCTORS AFTER HOURS URGENT CARE CENTER			1	100%	1
ST VINCENTS OUTPATIENT IMAGING		1			1
MEDERI CARETENDERS VS OF SE FL LLC DBA			1	100%	1
SAINT JOSEPHS HOSPITAL OF ATLANTA			1	100%	1
UNLIMITED MEDICAL SERVICES OF FL PL DBA		1			1
San Antonio Residence and Rehabilitation Center		1			1
RESIDENCES AT MIAMI / REIGN GARDENS LLC, THE			1	100%	1
Kroger - KR070300083			1	100%	1
HARTFORD HEALTH CARE & REHABILITATION			1	100%	1
OXLEY PARK HEALTH & REHAB		1			1
Tremont Health & Rehabilitation Center		1			1
BAYLOR SCOTT & WHITE ALL SAINTS MEDICAL CENTER FT			1	100%	1
Kroger 518 - The Little Clinic Hermitage		1			1
CAH ACQUISITION COMPANY 11 LLC			1	100%	1
LOWER KEYS COMMUNITY HEALTH CENTER			1	100%	1
MISSION REGIONAL MEDICAL CENTER			1	100%	1
WELLCARE URGENT CARE			1	100%	1
Brookcrest Nursing Home		1			1
MEDEXPRESS URGENT CARE - DERBY N ROCK		1			1
WALGREENS #06025		1			1
ST JOHNS EPISCOPAL HOSPITAL SOUTH SHORE		1			1
MOUNT SINAI COMPREHENSIVE CANCER CENTER			1	100%	1
MEDPOST - NORTH DALLAS			1	100%	1
ATLANTIS VISION CENTER			1	100%	1
CARESPOT - OCOEE			1	100%	1
OUCH URGENT CARE			1	100%	1
SYCAMORE MEDICAL CENTER-KETTERING HEALTH NETWORK			1	100%	1
COLER REHABILITATION AND NURSING CARE		1			1
TITUSVILLE TOWERS ASSISTED LIVING		1			1
ORANGE PEDIATRICS PA			1	100%	1
BETHESDA ON TURKEY CREEK			1	100%	1
Avera Sr. James Care Center		1			1
CVS MA969POCT PALMER		1			1
UMASS MEMORIAL MEDICAL CENTER, INC		1			1
Smg/North Jersey Hematology & Oncology		1			1
PLANT CITY FAMILY CARE		1			1
URGENTMED PLANTATION			1	100%	1
Kroger 97 - The Little Clinic Hutchinson		1			1
ASCARATE DIALYSIS			1	100%	1
Autumn Care of Suffolk		1			1
KINGWOOD EMERGENCY CENTER			1	100%	1
C V S / PHARMACY #4396		1			1
Rockcastle Health and Rehab		1			1
NICKLAUS CHILDREN'S DORAL OUTPATIENT CENTER			1	100%	1
ADVENTHEALTH MEDICAL GROUP UROLOGY AT EAST ORLANDO		1			1
NAVARRO MEDICAL CENTERS LLC			1	100%	1
EASTMAN HEALTHCARE & REHAB		1			1

# COVID-19: testing by laboratory

Data through Mar 6, 2021 verified as of Mar 7, 2021 at 09:25 AM

Data in this report are provisional and subject to change.

The numbers in the table below represent the number of Florida and non-Florida residents for whom test results were received by the Department of Health. A person can be tested by more than one laboratory and can have both positive and negative results. **Therefore, the sum of the numbers in each column will be larger than the total number of people tested.**

Reporting lab	Inconclusive	Negative	Positive	Percent positive	Total
ADVENTHEALTH MEDICAL GROUP PEDIATRICS DIABETES &			1	100%	1
DR JAMES D FORBES FAMILY CARE CENTER			1	100%	1
VICTORIA PAIN AND REHABILITATION CENTER			1	100%	1
PUBLIX PHARMACY #0332		1			1
SISTERS MISSION			1	100%	1
HOUSTON DEPARTMENT OF HEALTH AND HUMAN SERVICES			1	100%	1
GENESIS MICROBIOLOGY LAB		1			1
AUGUSTA HEALTH CLINICAL LABORATORY			1	100%	1
WEST COAST CLINICAL LABS INC			1	100%	1
MEDEXPRESS URGENT CARE - DANVILLE		1			1
ADVENT HEALTH MEDICAL GROUP MULTISPECIALTY			1	100%	1
Kroger 83 - The Little Clinic Rock Road		1			1
HHCS PHARMACY INC			1	100%	1
MARTIN ARMY COMMUNITY HOSPITAL			1	100%	1
NEMOURS CHILDREN'S PRIMARY CARE, ST CLOUD			1	100%	1
Kroger 350 - The Little Clinic New Cut Road		1			1
PULMONARY MEDICINE		1			1
CARBON HEALTH			1	100%	1
ST. LUKES HOSPITAL			1	100%	1
COLLIER BLVD HMA PHYSICIANS MANAGEMENT LLC			1	100%	1
MEDICAL CLINIC OF HOUSTON			1	100%	1
RIVERVIEW HOSPITAL D/B/A UNIVERSITY		1			1
SV MOBILE HEALTH			1	100%	1
BIOMERIEUX			1	100%	1
MEDEXPRESS URGENT CARE CHICOPEE			1	100%	1
EPIC CARE PHARMACY		1			1
CSI LABORATORIES FLORIDA			1	100%	1
Crestwood Nursing Center		1			1
WASHINGTONVILLE PHARMACY INC		1			1
Gulf Coast health and Rehabilitation, LLC		1			1
Lynwood		1			1
CARESOUTH HHA HOLDINGS OF THE BAY AREA LLC		1			1
AMD			1	100%	1
NEW SMYRNA BEACH AMBULATORY CARE CTR			1	100%	1
MED CHOICE CENTER OF NORTH MIAMI			1	100%	1
MEDEXPRESS URGENT CARE - TOPEKA, SW WANAMAKER RD		1			1
YOUTH HEALTH CENTER OF HUNTINGTON		1			1
TRIDENT ANTI AGING LLC			1	100%	1
OPTUM OF HIALEAH		1			1
FINLAY MEDICAL RESEARCH CORP			1	100%	1
AUTUMN HOUSE			1	100%	1
ADVENTHEALTH IMAGING WINTERGARDEN		1			1
MIAMI VASCULAR SURGERY			1	100%	1
Crowne Place Assisted Living		1			1
Summit Medical Group Morristown Oncology		1			1
INLET CONCIERGE MEDICINE			1	100%	1
ST FRANCIS COLLEGE WELLNESS CENTER		1			1



# COVID-19: testing by laboratory

Data through Mar 6, 2021 verified as of Mar 7, 2021 at 09:25 AM

Data in this report are provisional and subject to change.

The numbers in the table below represent the number of Florida and non-Florida residents for whom test results were received by the Department of Health. A person can be tested by more than one laboratory and can have both positive and negative results. **Therefore, the sum of the numbers in each column will be larger than the total number of people tested.**

Reporting lab	Inconclusive	Negative	Positive	Percent positive	Total
SALEM VAMC		1			1
CTMD MEDICAL CENTER, PA			1	100%	1
SPARTA HEALTH & REHAB		1			1
CONCIERGE INTERNAL MEDICINE ASSOCIATES			1	100%	1
A.G. Rhodes		1			1
COURTLAND TERRACE		1			1
PASTEUR MEDICAL HIALEAH GARDEN LLC			1	100%	1
SOUTHWESTERN STATE HOSPITAL LABORATORY			1	100%	1
TAYLOR COUNTY HEALTH DEPARTMENT			1	100%	1
FLORIDA KEYS PED AND ADOLES CTR			1	100%	1
TERRELL URGENT CARE			1	100%	1
ANDERSON REGIONAL MEDICAL CENTER			1	100%	1
STATE OF CALIFORNIA DOH SERVICES			1	100%	1
ST.ELIZABETH HEALTH CENTER	1				1
FHPG INTERNAL MEDICINE OF BRANDON			1	100%	1
HEALTH PLUS SUNRISE MEDICAL OFFICE			1	100%	1
SOUTHERN HILLS MEDICAL CENTER			1	100%	1
LAKE VISTA DIALYSIS			1	100%	1
LOURDES URGENT CARE			1	100%	1
PM PEDIATRICS PC			1	100%	1
Kroger 63 - The Little Clinic Glassford Hill Rd		1			1
THE EMORY CLINIC			1	100%	1
MED BAR LLC		1			1
AVERA ST. MARY'S HOSPITAL			1	100%	1
THE CLINIC ON SIXTH			1	100%	1
AURORA MEDICAL CENTER-KENOSHA			1	100%	1
LOPEZ		1			1
INDIAN RIVER CLINICAL LABORATORY, INC.		1			1
Walgreens #12153		1			1
Schoenbrunn Healthcare		1			1
BALLAD HEALTH MEDICAL ASSOCIATES URGENT CARE			1	100%	1
TITUSVILLE CENTER FOR SURGICAL EXCELLENCE LLC		1			1
PINEBROOK CARE AND REHABILITATION CENTER□			1	100%	1
UF HEALTH - WILDLIGHT			1	100%	1
Birmingham Nursing & Rehab Center		1			1
Good Samaritan Society - Albion		1			1
MEDICAL CITY NORTH HILLS			1	100%	1
PRISMA HEALTH TUOMEY LABORATORY			1	100%	1
SAINT FRANCIS HOSPITAL			1	100%	1
AMERICA'S ER SITE 002 LLC			1	100%	1
THEDACARE FAMILY MEDICINE GATEWAY			1	100%	1
GILBERT MEDICAL GROUP			1	100%	1
ACCESS FAMILY CARE LLC			1	100%	1
WEST PALM BEACH PHARMACEUTICALS LLC			1	100%	1
ADDINGTON PLACE EAST LAKE		1			1
			1	100%	1
WESTEX URGENT CARE, PLLC			1	100%	1

# COVID-19: testing by laboratory

Data through Mar 6, 2021 verified as of Mar 7, 2021 at 09:25 AM

Data in this report are provisional and subject to change.

The numbers in the table below represent the number of Florida and non-Florida residents for whom test results were received by the Department of Health. A person can be tested by more than one laboratory and can have both positive and negative results. **Therefore, the sum of the numbers in each column will be larger than the total number of people tested.**

Reporting lab	Inconclusive	Negative	Positive	Percent positive	Total
HYDE PARK MEDICAL CENTER		1			1
POMPANO BEACH ARTIFICIAL KIDNEY CENTER			1	100%	1
Miller Health Care Center			1	100%	1
SOLARIS HEALTHCARE PLANT CITY		1			1
CVS OH4300POCT STRONGSVILLE		1			1
ADVANCED LABORATORY SERVICES			1	100%	1
NORTH PALM CHIDRENS PHYSICIANS			1	100%	1
Longwood Community Living Center		1			1
Keller Landing Center		1			1
ISLAND NURSING HOME			1	100%	1
CHILTON MEDICAL CENTER		1			1
Princeton Place			1	100%	1
CARE STATION MEDICAL GROUP		1			1
NORTH SHORE HEMATOLOGY-ONCOLOGY ASSOCIATES PC		1			1
EASTGENE LABORATORIES		1			1
USF PHYSICIANS GROUP			1	100%	1
QUICKCARE HEALTH, INC			1	100%	1
EXCEL URGENT CARE OF PARAMUS LLC		1			1
CLEVELAND CLINIC OUTPATIENT LABORATORY			1	100%	1
BREVARD FAMILY WALK IN CLINIC			1	100%	1
CVS MA1875POCT ASHLAND			1	100%	1
BROOKDALE FORT MYERS LAKES PARK			1	100%	1
Brookdale Southside			1	100%	1
TITUSVILLE REHABILITATION AND NURSING CENTER		1			1
Walgreens #10851		1			1
Fulton County Medical Center Long Term Care			1	100%	1
NATION'S BEST CARE HOME HEALTH			1	100%	1
NORTHEAST BAPTIST HOSPITAL			1	100%	1
MEDEXPRESS URGENT CARE, EDWARDSVILLE		1			1
ELKHART GENERAL HOSPITAL			1	100%	1
SPRING VALLEY HOSPITAL MEDICAL CENTER			1	100%	1
AL MANI HEALTH INSTUTUTE		1			1
AURORA HEALTH CARE METRO INC			1	100%	1
ABINGTON MEMORIAL HOSPITAL			1	100%	1
FAMILY MEDICAL CENTRE			1	100%	1
DOCTORS CARE - GREER		1			1
St Mary's d'Youville Pavilion		1			1
UT HEALTH RIO GRANDE VALLEY PRIMARY CARE AT			1	100%	1
MISSOURI DEPT. OF HEALTH			1	100%	1
MEDSTAR URGENT CARE, LLC			1	100%	1
DAYTONA BEACH DIALYSIS			1	100%	1
Kroger 447 - The Little Clinic Lebanon		1			1
KNOX COMMUNITY HOSPITAL			1	100%	1
MARINA DEL REY HOSPITAL LAB			1	100%	1
COX HEALTH SOUTH LAB			1	100%	1
Grays Harbor Health and Rehabilitation		1			1
Kroger 57 - The Little Clinic Jay C Charlestown		1			1

# COVID-19: testing by laboratory

Data through Mar 6, 2021 verified as of Mar 7, 2021 at 09:25 AM

Data in this report are provisional and subject to change.

The numbers in the table below represent the number of Florida and non-Florida residents for whom test results were received by the Department of Health. A person can be tested by more than one laboratory and can have both positive and negative results. **Therefore, the sum of the numbers in each column will be larger than the total number of people tested.**

Reporting lab	Inconclusive	Negative	Positive	Percent positive	Total
GARDENS PEDIATRICS LAB			1	100%	1
CVS MI8091POCT FRASER		1			1
Kroger 825 - The Little Clinic Dorothy Lane		1			1
ENCOMPASS HEALTH REHABILITATION			1	100%	1
MEDEXPRESS URGENT CARE - WAYNESBURG		1			1
MEMORIALCARE LONG BEACH MEDICAL CENTER			1	100%	1
CORNERSTONE OF RECOVERY INC		1			1
SWIFTCARE URGENT CARE, PLLC			1	100%	1
Vi at Aventura		1			1
ROCKLEDGE HEALTH & REHABILITATION CENTER			1	100%	1
JACKSONVILLE PEDIATRICS			1	100%	1
TENNOVA HEALTHCARE - CLEVELAND			1	100%	1
TRINITY URGENT CARE		1			1
Dexter Health Care		1			1
SAINT LEO UNIVERSITY INCORPORATED			1	100%	1
KNAPP MEDICAL GROUP			1	100%	1
Jacaranda Manor			1	100%	1
Douglas County Health Center		1			1
Belvoir Woods Health Care Center at The Fairfax		1			1
CHI MEMORIAL HOSPITAL CHATTANOOGA			1	100%	1
CVS NE8626POCT LINCOLN		1			1
POINTE MEDICAL SERVICES INC			1	100%	1
MEDCARE QUALITY MEDICAL CENTER LLC			1	100%	1
EXAC CARE CROSSVILLE		1			1
INTERMOUNTAIN HEALTHCARE LABORATORY SERVICES			1	100%	1
MARTINSVILLE HEALTH AND REHAB			1	100%	1
PALMETTO CHARTER SCHOOL		1			1
FAMILY MEDICINE AT CELEBRATION		1			1
Willowbrooke Court at Normandy Farms Estates		1			1
CLEMENT MANOR HEALTH CENTER		1			1
Oakland Nursing and Rehabilitation Center		1			1
PRIMARY AND URGENT CARE			1	100%	1
VA COMMUNITY BASED CLINIC - LAKE CITY			1	100%	1
CVS / PHARMACY #10794			1	100%	1
Orange City Nursing and Rehab Center			1	100%	1
CSL PLASMA LAB			1	100%	1
INFECTION CONTROL DEPT			1	100%	1
MCLEOD MEMORIAL HOSPITAL CLARENDON			1	100%	1
Juniper Village at Bucks County		1			1
RESOURCE PATH LLC			1	100%	1
OAK HAVEN REHAB AND NURSING CENTER			1	100%	1
CVS AZ10529POCT SCOTTSDALE		1			1
HEALTHCARE FOR THE HOMELESS			1	100%	1
NEW RIVER HEALTH DISTRICT			1	100%	1
MAYO CLINIC OUTPATIENT DIALYSIS CENTER			1	100%	1
Kroger 670 - The Little Clinic Dawson Forest Rd & Hwy 19		1			1
Manor Care Health Services- Wilmington			1	100%	1

# COVID-19: testing by laboratory

Data through Mar 6, 2021 verified as of Mar 7, 2021 at 09:25 AM

Data in this report are provisional and subject to change.

The numbers in the table below represent the number of Florida and non-Florida residents for whom test results were received by the Department of Health. A person can be tested by more than one laboratory and can have both positive and negative results. **Therefore, the sum of the numbers in each column will be larger than the total number of people tested.**

Reporting lab	Inconclusive	Negative	Positive	Percent positive	Total
BICKERTON, DAWN		1			1
5 STAR HOME HEALTH SERVICES INC		1			1
LRGHEALTHCARE		1			1
Piqua Manor		1			1
CARINGPLUS HOMECARE LLC			1	100%	1
Dulles Health and Rehab Center		1			1
CVS MN663POCT APPLE VALLEY		1			1
HEALTH CARE SERVICES LC			1	100%	1
Courtenay Springs Village			1	100%	1
NEMOURS CHILDREN'S PRIMARY CARE			1	100%	1
Kroger 968 - The Little Clinic Colerain Township		1			1
Moab Regional Hospital			1	100%	1
GOSHEN MEDICAL CENTER			1	100%	1
CURA LABORATORY SERVICES			1	100%	1
MINUTECLINIC DIAGNOSTICS OF OKLAHOMA		1			1
DORAL KIDNEY CENTER			1	100%	1
GARNET HEALTH DOCTORS		1			1
EXCEL URGENT CARE OF NJ			1	100%	1
Kroger 359 - The Little Clinic Bellevue		1			1
SPARTANBURG REGIONAL MEDICAL CENTER			1	100%	1
MEMORIAL HERMANN KATY HOSPITAL			1	100%	1
LAKE MARY OPTUM FLORIDA			1	100%	1
OAKMONT OF UNION SC, LLC		1			1
Port Orange Nursing And Rehab Center			1	100%	1
Arlington Health and Rehabilitation		1			1
BOLLES SCHOOL, THE			1	100%	1
PRINCIPLE DIAGNOSTICS LLC			1	100%	1
PINEVILLE PHARMACY			1	100%	1
SC-GA2018 SIMPSONVILLE REHABILITATION		1			1
DEPARTMENT OF HEALTH SERVICES			1	100%	1
BRIDGEWATER PARK ASSISTED LIVING LLC			1	100%	1
SUNCOAST FAMILY MEDICAL ASSOCIATES			1	100%	1
CVS IL8750POCT CHICAGO		1			1
NEMOURS CHILDRENS PRIMARY CARE CLERMONT			1	100%	1
SANFORD HOME		1			1
TARRANT MEDICAL ASSOCIATES			1	100%	1
PALM COTTAGE OPERATOR LLC			1	100%	1
Walgreens #11724		1			1
PHYSICIANS URGENT CARE			1	100%	1
WINCHESTER URGENT CARE, PC		1			1
SUNCOAST BEHAVIORAL HEALTH CENTER			1	100%	1
LANTANA HC LAB			1	100%	1
HENRY FORD WEST BLOOMFIELD HOSPITAL			1	100%	1
FLORIDA FAMILY LABORATORY		1			1
EMPLOYEE WELLNESS PA			1	100%	1
SYNERGY DIALYSIS INC			1	100%	1
WEST FLORIDA MEDICAL ASSOCIATES PA			1	100%	1

# COVID-19: testing by laboratory

Data through Mar 6, 2021 verified as of Mar 7, 2021 at 09:25 AM

Data in this report are provisional and subject to change.

The numbers in the table below represent the number of Florida and non-Florida residents for whom test results were received by the Department of Health. A person can be tested by more than one laboratory and can have both positive and negative results. **Therefore, the sum of the numbers in each column will be larger than the total number of people tested.**

Reporting lab	Inconclusive	Negative	Positive	Percent positive	Total
PEDIATRIC ASSOCIATES - DORAL			1	100%	1
Kroger 367 - The Little Clinic Walton		1			1
MEDEXPRESS URGENT CARE - HACKETTSTOWN		1			1
MEDICAL ASSOCIATES OF PINELLAS - LAB			1	100%	1
Mayfair Village Nursing Care Center		1			1
SIPERSTEIN DERMATOLOGY LLC			1	100%	1
SHRIVERS PHARMACY AND WELLNESS CENTER			1	100%	1
VA ST LOUIS HEALTH CARE SYSTEM			1	100%	1
Livingston County Center for Nursing and Rehabilitation		1			1
Lemont Nursing and Rehab Center			1	100%	1
ROSE HAVEN NURSING CENTER		1			1
SUNCOAST RESEARCH GROUP LLC			1	100%	1
CARENOW-MONTGOMERY			1	100%	1
FLORIDA MEDICAL CLINIC PA GI			1	100%	1
SKYRIDGE CLINICAL ASSOCIATES		1			1
RAYMOND F CARON MD			1	100%	1
WESLEY MEDICAL CENTER			1	100%	1
WAKULLA URGENT CARE & DIAGNOSTIC			1	100%	1
CVS OK6225POCT EDMOND		1			1
PALMETTO PRIMARY CARE PHYSICIANS			1	100%	1
DILELLA			1	100%	1
AAA MEDICAL TESTING			1	100%	1
Grangeville Health and Rehab		1			1
ALLEGHENY GENERAL HOSPITAL			1	100%	1
UNIVERSITY OF IOWA HOSPITALS & CLINICS			1	100%	1
ST GERARD'S COMMUNITY OF CARE		1			1
Sanford Health & Rehabilitation			1	100%	1
MINUTECLINIC DIAGNOSTIC OF VIRGINIA, LLC #1980		1			1
VIP FAMILY PRACTICE			1	100%	1
BRANDON OUTREACH CLINIC			1	100%	1
WALGREENS #01398			1	100%	1
Valley Center (WV)			1	100%	1
MCH PHYSICIANS GROUP			1	100%	1
RICHMOND MEDICAL CENTER FOR WOMEN		1			1
THE MEDICAL CENTER AT BOWLING GREEN			1	100%	1
GRAND VIEW HOSPITAL			1	100%	1
PRIMARY CARE & PEDIATRICS - SHEPHERSTOWN		1			1
LOUISIANA STATE LAB			1	100%	1
MAYO CLINICAL LABORATORIES		1			1
WELL-KEY URGENT CARE SEVIERVILLE			1	100%	1
CRYSTAL RIVER FIRE DEPARTMENT			1	100%	1
Good Samaritan Society		1			1
HERNANDO COUNTY HEALTH DEPT			1	100%	1
Life Care Center of Auburn		1			1
SILVERMAN			1	100%	1
DORNOCH PLACE DEL PRADO		1			1
CHILDREN'S NATIONAL MEDICAL CENTER			1	100%	1



# COVID-19: testing by laboratory

Data through Mar 6, 2021 verified as of Mar 7, 2021 at 09:25 AM

Data in this report are provisional and subject to change.

The numbers in the table below represent the number of Florida and non-Florida residents for whom test results were received by the Department of Health. A person can be tested by more than one laboratory and can have both positive and negative results. **Therefore, the sum of the numbers in each column will be larger than the total number of people tested.**

Reporting lab	Inconclusive	Negative	Positive	Percent positive	Total
MERCY GENERAL HOSPITAL			1	100%	1
Kroger - KRO62000426			1	100%	1
LIFESPAN HEALTH - SELMER		1			1
Fairhope		1			1
PALMETTO BAY MEDICAL CENTER			1	100%	1
MANHATTAN COLLEGE HEALTH SERVICES		1			1
UNIVERSITY OF MIAMI PRIMARY CARE SITE UMHC 3039			1	100%	1
C V S / PHARMACY #833		1			1
TMH PHYSICIAN PARTNERS QUINCY			1	100%	1
Chateau Girardeau			1	100%	1
SOUTHEASTERN PATHOLOGY ASSOCIATES			1	100%	1
GENESIS HOME HEALTH CARE SERVICES OF			1	100%	1
HEALTHPLUS			1	100%	1
Kroger 805 - The Little Clinic Lewis Center		1			1
PINELLAS POINT NURSING AND REHAB CENTER			1	100%	1
SOUTH COUNTY MEDICAL CENTER			1	100%	1
MADISON FACILITY INC			1	100%	1
SOUTHERN FAMILY HEALTH			1	100%	1
Kroger - KRO03500568			1	100%	1
Kroger 523 - The Little Clinic Dickson			1	100%	1
MOSAIC MEDICAL CENTER MARYVILLE			1	100%	1
BRISTOL CHILDRENS CLINIC			1	100%	1
GEORGETOWN URGENT CARE			1	100%	1
UPMC NORTHWEST HOSPITAL			1	100%	1
MD NOW URGENT CARE			1	100%	1
EXPRESS LAB LIVINGSTON			1	100%	1
CVS OH3329POCT LAKEWOOD		1			1
KAISER SUNNYSIDE MEDICAL CTR LAB		1			1
UHS BINGHAMTON GENERAL			1	100%	1
PATHOLOGY		1			1
CVS NC7057POCT SHELBY		1			1
HORIZON MEDICAL CENTER			1	100%	1
MINUTECLINIC, LLC #07876			1	100%	1
MAYO CLINIC BEACHES PRIMARY CARE CTR		1			1
EASTSIDE URGENT CARE			1	100%	1
BAPTIST MINOR MEDICAL CENTER			1	100%	1
Accordius Health at Harrisonburg		1			1
Urgent Care 24/7 Orlando LLC			1	100%	1
CHATEAU MADELEINE - SENIOR LIVING & MEMORY CARE			1	100%	1
WVU MEDICINE - WESTON			1	100%	1
Kroger 395 - The Little Clinic Blanchester		1			1
Big River Nursing and Rehab		1			1
HUMC		1			1
INNOVATIVE CARE II LLC			1	100%	1
DIGNITY HEALING LLC			1	100%	1
LEHIGH PULMONARY ASSOCIATES			1	100%	1
LAKESIDE MEDICAL CENTER		1			1

# COVID-19: testing by laboratory

Data through Mar 6, 2021 verified as of Mar 7, 2021 at 09:25 AM

Data in this report are provisional and subject to change.

The numbers in the table below represent the number of Florida and non-Florida residents for whom test results were received by the Department of Health. A person can be tested by more than one laboratory and can have both positive and negative results. **Therefore, the sum of the numbers in each column will be larger than the total number of people tested.**

Reporting lab	Inconclusive	Negative	Positive	Percent positive	Total
SHARON REGIONAL MEDICAL CENTER			1	100%	1
FAMILY MEDICAL CENTER		1			1
ST. MARY MEDICAL CENTER		1			1
BIODORON LABORATORIES			1	100%	1
SUREPOINT URGENT CARE PADRE ISLAND			1	100%	1
LAKEWOOD RANCH MEDICAL GROUP LLC			1	100%	1
ADVENT HEALTH - OWASA			1	100%	1
NORTH SHORE HEMATOLOGY-ONCOLOGY ASSOCI		1			1
PRIMEX CLINICAL LABORATORIES INC			1	100%	1
LAB PLUS, LLC			1	100%	1
ROAN MOUNTAIN MEDICAL CENTER			1	100%	1
THE CHILDREN'S HOSPITAL OF PHILADELPHIA		1			1
BRUNSWICK HEALTH AND REHABILITATION CE		1			1
Springdale Village		1			1
REGIONAL MED CTR BAYONET POINT			1	100%	1
VERITAS GENETICS, INC.			1	100%	1
URGENT CARE OF FORT LAUDERDALE INC			1	100%	1
ELAN MANATEE			1	100%	1
NORTH FLORIDA CHILD DEVELOPMENT, INC			1	100%	1
Waddell Nursing & Rehab Center		1			1
CENTRAL ALABAMA HEALTH CARE SYSTEM			1	100%	1
MODERN URGENT CARE			1	100%	1
Imboden Creek Living Center		1			1
SOMA MEDICAL CENTER PA #2 OAKLAND			1	100%	1
Ohman Family Living at Holly Assisted Living		1			1
FLORIDA DEPARTMENT OF HEALTH PALM BEACH COUNTY			1	100%	1
Village Crest Center for Health & Rehabilitation		1			1
RYE BEACH PHARMACY INC		1			1
WALKIN MEDICAL URGENT CARE,NEW CITY			1	100%	1
Kroger 465 - The Little Clinic Oakley		1			1
CVS KS8573POCT OVERLAND PARK		1			1
ASSOCIATES MD MEDICAL GROUP INC			1	100%	1
MERITUS MEDICAL CENTER			1	100%	1
OCEANVIEW NURSING AND REHABILITAION CENTER			1	100%	1
XSTREMEMD			1	100%	1
INTERNAL MEDICINE EMILIA MURRAY MD PA		1			1
UHEALTH CORAL SPRINGS			1	100%	1
LIFELINK TRANSPLANT INSTITUTE LAB			1	100%	1
IVY CREEK HEALTHCARE & WELLNESS CENTRE			1	100%	1
MISSOURI DEPARTMENT OF HEALTH AND SENIOR SERVICES - STATE PH LAB		1			1
FLORIDA CLINICAL RESEARCH CENTER, LLC			1	100%	1
BSA PHYSICIANS GROUP, INC D/B/A BSA FAMILY MEDICAL			1	100%	1
Kingston Care Center of Fort Wayne		1			1
CHOTA COMMUNITY HEALTH SERVICES		1			1
SOUTHEAST MISSOURI HOSPITAL		1			1
CVS OH3306POCT AKRON		1			1
Kroger 970 - The Little Clinic Westfield			1	100%	1

# COVID-19: testing by laboratory

Data through Mar 6, 2021 verified as of Mar 7, 2021 at 09:25 AM

Data in this report are provisional and subject to change.

The numbers in the table below represent the number of Florida and non-Florida residents for whom test results were received by the Department of Health. A person can be tested by more than one laboratory and can have both positive and negative results. **Therefore, the sum of the numbers in each column will be larger than the total number of people tested.**

Reporting lab	Inconclusive	Negative	Positive	Percent positive	Total
VILLAGES HEALTH SYSTEM, LLC, THE			1	100%	1
The Evangelical Lutheran Good Samaritan Society Prescott Village		1			1
Excel Care Center			1	100%	1
NORTH FL SOUTH GA HCS-LAKE CITY			1	100%	1
STEPHENS COUNTY HOSPITAL			1	100%	1
SPINE & PAIN CONSULTANT PLLC		1			1
DEL PRADO MEDICAL CENTER, INC		1			1
CONCENTRA - TAMPA EAST		1			1
AMERICAN FAMILY CARE URGENT CARE		1			1
CROZER-CHESTER MEDICAL CENTER			1	100%	1
SOMA MEDICAL CENTER PA #3 PALOMINO			1	100%	1
LEE MEMORIAL HOSPITAL OUTPATIENT SURGERY CENTER			1	100%	1
EMERSON HOSPITAL LABORATORY			1	100%	1
HELIX BIOMEDICS LLC			1	100%	1
Heritage Health of Peru			1	100%	1
Arbors at Marietta		1			1
WYOMING COUNTY DEPARTMENT OF HEALTH		1			1
Kroger 532 - The Little Clinic Murfreesboro		1			1
SOUTHEASTERN INTEGRATED MEDICAL PL			1	100%	1
GARDEN VIEW CARE CENTER		1			1
ATMORE COMMUNITY HOSPITAL			1	100%	1
SKY RIDGE MEDICAL CENTER - MICRO			1	100%	1
FIU HEALTH CARE CENTER			1	100%	1
BAYMEADOWS PEDIATRIC CARE		1			1
SHAMRA MEDICAL LABORATORY			1	100%	1
PAUL C SCHWARTZ & MELVIN L WEIDMAN		1			1
FLORIDA DIGESTIVE AND LIVER SPECIALISTS			1	100%	1
WOOD COUNTY HEALTH DEPARTMENT			1	100%	1
MT SINA1 HOSPICE			1	100%	1
ORLANDO PHYSICIAN NETWORK		1			1
PREMIER HEALTH CARE INC			1	100%	1
JP MORGAN CHASE HEALTH SERVICES			1	100%	1
CVS SC2250POCT COLUMBIA		1			1
MARYLAND DEPARTMENT OF HEALTH AND MENTAL HYGIENE-LABORATORIES			1	100%	1
UNIVERSITY OF SOUTH FLORIDA			1	100%	1
FLORIDA HEALTH CARE MEDICAL GROUP		1			1
MEDEXPRESS URGENT CARE - HADLEY		1			1
CONSULATE HEALTH CARE OF VERO BEACH			1	100%	1
BLANCHARD VALLEY HOSPITAL LABORATORY			1	100%	1
Diversicare of Smyrna		1			1
JOHNSON & JOHNSON VISION CARE-VISTAKON			1	100%	1
NORTHSIDE FAMILY MEDICINE		1			1
CENTRAL JERSEY URGENT CARE OF GREEN BR		1			1
EXPRESS WALK IN MEDICAL CENTER			1	100%	1
BOCA CIEGA CENTER			1	100%	1
URGENT CARE OF COASTAL GEORGIA			1	100%	1
MOUNT SINAI MEDICAL CENTER HIALEAH			1	100%	1

# COVID-19: testing by laboratory

Data through Mar 6, 2021 verified as of Mar 7, 2021 at 09:25 AM

Data in this report are provisional and subject to change.

The numbers in the table below represent the number of Florida and non-Florida residents for whom test results were received by the Department of Health. A person can be tested by more than one laboratory and can have both positive and negative results. **Therefore, the sum of the numbers in each column will be larger than the total number of people tested.**

Reporting lab	Inconclusive	Negative	Positive	Percent positive	Total
Newton Wellesley Center for Alzheimer's Care		1			1
HENRY FORD HOSPITAL			1	100%	1
MEDIPLUS CLINIC, INC			1	100%	1
Kroger 433 - The Little Clinic Atoka		1			1
GIBSON AREA PRIMARY CARE			1	100%	1
CLEVELAND CLINIC OHIO LABORATORIES			1	100%	1
PEDIATRIC PARTNERS			1	100%	1
YOUR HEALTH PEDIATRICS			1	100%	1
HAPPY KIDZ PEDIATRICS PL			1	100%	1
NHC DICKSON		1			1
MEDEX CLINIC LLC			1	100%	1
BETHESDA DIALYSIS			1	100%	1
TARRYTOWN PHARMACY			1	100%	1
OCALA RKC EAST HEMO #1			1	100%	1
DONALSONVILLE HOSPITAL			1	100%	1
DOCTOR TODAY URGENT CARE			1	100%	1
BELLMORE PEDIATRICS		1			1
MED FIRST IMMEDIATE CARE AND FAMILY PRACTICE			1	100%	1
LAS PALMAS MEDICAL CENTER			1	100%	1
PROMUS DIAGNOSTICS, LLC			1	100%	1
Walgreens #9620		1			1
Kroger 524 - The Little Clinic Iron Bridge Road		1			1
LYSTER MAIN LAB, FT RUCKER		1			1
Village Green Health & Rehabilitation		1			1
ADVENTHEALTH DURAND			1	100%	1
Valley View Health and Rehabilitation, LLC		1			1
NHC Chattanooga			1	100%	1
TOMAH VAMC			1	100%	1
EVENING PEDIATRICS INC			1	100%	1
B2 URGENT CARE			1	100%	1
RAPID CITY REGIONAL HOSPITAL -579 ATTN. LABORATORY		1			1
WMC HEALTH GROUP INC			1	100%	1
TRIHEALTH			1	100%	1
OHIOHEALTH URGENT CARE			1	100%	1
STANDIFER PLACE		1			1
LADY OF THE SEA HOSPITAL LAB			1	100%	1
TRAFALGAR DIALYSIS			1	100%	1
CVS MA2600POCT WEYMOUTH			1	100%	1
NORTH FLORIDA FAMILY MEDICINE			1	100%	1
ST. PETERSBURG PEDIATRICS-SEMINOLE			1	100%	1
RIDGEFIELD PEDIATRIC ASSOCIATES		1			1
SUNSHINE PEDIATRICS OF LUTz			1	100%	1
TREASURE COAST PRIMARY CARE		1			1
LCMC LAB SUBSECTION		1			1
INTEAM HEALTH, INC.			1	100%	1
TEQUESTA FAMILY MEDICAL CENTER LLC			1	100%	1
CATHEDRAL GERONTOLOGY CENTER DBA CATHEDRAL CARES			1	100%	1

# COVID-19: testing by laboratory

Data through Mar 6, 2021 verified as of Mar 7, 2021 at 09:25 AM

Data in this report are provisional and subject to change.

The numbers in the table below represent the number of Florida and non-Florida residents for whom test results were received by the Department of Health. A person can be tested by more than one laboratory and can have both positive and negative results. **Therefore, the sum of the numbers in each column will be larger than the total number of people tested.**

Reporting lab	Inconclusive	Negative	Positive	Percent positive	Total
KID FIXERS		1			1
BRADENTON DIALYSIS			1	100%	1
HEALTH ALLIANCE			1	100%	1
Lutheran Community at Telford		1			1
NORTH PALM BEACH DIALYSIS CENTER			1	100%	1
MEDEXPRESS URGENT CARE - RUSSELLVILLE, W MAIN ST		1			1
TANNER CLINIC			1	100%	1
MIL LAKE HEALTHCARE CENTER INC PEDIATRICS			1	100%	1
CVS OH3980POCT KENT		1			1
COUNTRYSIDE PEDIATRIC CARE PA			1	100%	1
TIMPANOGOS REGIONAL HOSPITAL			1	100%	1
Kroger 444 - The Little Clinic Dent		1			1
Elm Crest Senior Living Community		1			1
ST MARY'S OF SAGINAW		1			1
BERKSHIRE MEDICAL CENTER			1	100%	1
SENCARE MANAGEMENT		1			1
ATRIA TAMARAC			1	100%	1
Brown Memorial Home		1			1
MORGAN STANELY HEALTH CENTER		1			1
WALGREEN#12147		1			1
RED BUG LAKE ROAD OVIEDO COVID			1	100%	1
PROVIDENCE ST PETER HOSPITAL		1			1
CALIFORNIA PUBLIC HEALTH LABORATORY			1	100%	1
GREATER TAMPA AT HOME			1	100%	1
CARING PROFESSIONAL HEALTH CARE LLC		1			1
OXY-GENLAB			1	100%	1
KATHY L ANDERSON DO PA			1	100%	1
Hearthstone Nursing and Rehabilitation Center		1			1
PALM BEACH DIGESTIVE ASSOCIATES			1	100%	1
Erie VAMC		1			1
DOCTORS HEARING			1	100%	1
CVS TX7675POCT RED OAK			1	100%	1
MT CARMEL NURSING HOME		1			1
HIDALGO FAMILY CLINIC			1	100%	1
BEVERLY ADVANCED PRACTICE NURSING		1			1
HEALTH FIRST MEDICAL GROUP LLC			1	100%	1
UNITED HEALTHCARE			1	100%	1
MARYLAND DEPARTMENT OF HEALTH AND MENTAL HYGIENE			1	100%	1
Aspire Physical Recovery Center at Cahaba River		1			1
BRUSHY CREEK FAMILY HOSPITAL			1	100%	1
ALL CHILDRENS PEDIATRIC CLINIC			1	100%	1
ASSOCIATESMD			1	100%	1
WEST FLORIDA MEDICAL CENTER CLINIC			1	100%	1
EXPRESS PHARMACY INC		1			1
NORTH COUNTY MEDICAL LAB			1	100%	1
BROOKS REHAB			1	100%	1
NORTH BROWARD MEDICAL CENTER			1	100%	1



# COVID-19: testing by laboratory

Data through Mar 6, 2021 verified as of Mar 7, 2021 at 09:25 AM

Data in this report are provisional and subject to change.

The numbers in the table below represent the number of Florida and non-Florida residents for whom test results were received by the Department of Health. A person can be tested by more than one laboratory and can have both positive and negative results. **Therefore, the sum of the numbers in each column will be larger than the total number of people tested.**

Reporting lab	Inconclusive	Negative	Positive	Percent positive	Total
MERCY – NORTH IOWA			1	100%	1
Regency Square			1	100%	1
CVS CA9823POCT SACRAMENTO		1			1
ARTESIAN HOME		1			1
BAM INC		1			1
WRIGHT PATTERSON AFB MEDICAL CENTER			1	100%	1
E-LAB OF FLORIDA			1	100%	1
NORDX			1	100%	1
CLERMONT HEALTH DEPARTMENT			1	100%	1
FLORIDA DEPARTMENT OF HEALTH IN CITRUS COUNTY		1			1
PRIMARY & URGENT CARE CENTERS			1	100%	1
OHIO VALLEY MANOR NURSING &		1			1
Kroger 929 - The Little Clinic Corryville		1			1
INHEALTH LIFE SCIENCES			1	100%	1
FIRST CARE OF GAINESVILLE			1	100%	1
APOLLOMDX LLC			1	100%	1
OMNI HEALTHCARE URGENT CARE			1	100%	1
LONG ISLAND MINIMALLY INVASIVE SURGERY		1			1
UMASS MEMORIAL/MARLBORO HOSPITAL			1	100%	1
MEMORIAL MEDICAL CENTER			1	100%	1
UNIVERSITY URGENT CARE			1	100%	1
BETHESDA HEALTH PHYSICIANS GROUP		1			1
Harris Hill Nursing Facility		1			1
IZ MEDICAL		1			1
MINNESOTA DEPARTMENT OF HEALTH LABORATORY			1	100%	1
MIAMI CEREBRAL PALSY RESIDENTIAL			1	100%	1
CARENOW URGENT CARE – SPRING			1	100%	1
PEDIATRIC URGENT CARE CENTR OF FORT WORTH-LA GRAN			1	100%	1
MCCALLIE SCHOOL-STUDENT HEALTH CENTER		1			1
ST JOHNS PEDIATRICS PA		1			1
Kroger 531 - The Little Clinic Waterville		1			1
MEDEXPRESS URGENT CARE - ST CLAIR, CLOVER DR.		1			1
HOLY CITY MED URGENT CARE			1	100%	1
NEW YORK CITY DEPARTMENT OF HEALTH			1	100%	1
RIVIERA BEACH HEALTH CENTER LAB			1	100%	1
BMC/NASSAU			1	100%	1
Ash Flat Healthcare and Rehabilitation Center			1	100%	1
MEDEXPRESS URGENT CARE - BENTON		1			1
THE CENTER FOR DISCOVERY		1			1
LIFEGUARD AMBULANCE SERVICE LLC - BAY COUNTY			1	100%	1
Fairview			1	100%	1
PEACHEALTH LABORATORIES		1			1
BAYFRONT HEAL WOUND CARE AND HYPERBARIC CENTER			1	100%	1
LAKE WALES DIALYSIS CENTER			1	100%	1
MARTIN LUTHER KING RENAL INSTITUTE			1	100%	1
OAKWOOD HOSPITAL - SOUTHSORE			1	100%	1
Mary Anna Nursing Home		1			1

# COVID-19: testing by laboratory

Data through Mar 6, 2021 verified as of Mar 7, 2021 at 09:25 AM

Data in this report are provisional and subject to change.

The numbers in the table below represent the number of Florida and non-Florida residents for whom test results were received by the Department of Health. A person can be tested by more than one laboratory and can have both positive and negative results. **Therefore, the sum of the numbers in each column will be larger than the total number of people tested.**

Reporting lab	Inconclusive	Negative	Positive	Percent positive	Total
WEST VIRGINIA LABORATORIES			1	100%	1
DEVLIN MANOR NURSING AND REHABILITATION		1			1
BAPTIST HEALTH SURGERY CENTER			1	100%	1
JUPITER MEDICAL CENTER INC			1	100%	1
BORINQUEN HEALTH CENTER			1	100%	1
WW Chem Auto SS			1	100%	1
ROSE MEDICAL CENTER LAB			1	100%	1
Villages of St.Peters		1			1
KIDSVILLE PEDIATRICS III PA			1	100%	1
RANDOLPH COUNTY HEALTH & REHABILITATIO		1			1
CVS MO5727POCT PLATTE CITY		1			1
PLEASANT RIDGE MANOR WEST		1			1
PALM COAST DRAW STATION/AMERICAN HEALTH ASSOCIATES		1			1
MYCLINIC, INC			1	100%	1
INHEALTH LIFE SCIENCES LLC			1	100%	1
PUBLIX PHARMACY #1114			1	100%	1
JOHN D. ARCHBOLD MEMORIAL HOSPITAL			1	100%	1
JOSHUA E CHESIR MD		1			1
RAPID MEDLAB (002MO)		1			1
Heartland Health Care Center Jacksonville			1	100%	1
EVEXIA DIAGNOSTICS			1	100%	1
BLACK SHEEP MEDICAL			1	100%	1
DORA HOME CARE			1	100%	1
Remarkable Healthcare Dallas			1	100%	1
WEST VIRGINIA UNIVERSITY HOSPITALS			1	100%	1
PUBLIX PHARMACY # 1236			1	100%	1
RCP OF MEMORIAL WEST			1	100%	1
MEDEXPRESS URGENT CARE, MOSSIDE		1			1
777 URGENT CARE			1	100%	1
LANGLEY DIALYSIS			1	100%	1
STEWART MEDICAL GROUP INC			1	100%	1
1ST CHOICE URGENT CARE CENTER LLC			1	100%	1
TMH REHABILITATION CENTER		1			1
SOMA MEDICAL CENTER PA #2			1	100%	1
LABONE		1			1
PEDIATRIC PARTNERS OF ZEPHYRHILLS PA			1	100%	1
HOME AIDE SVC OF EASTERN NY INC D/B/A		1			1
HEARTLAND REGIONAL MEDICAL CENTER		1			1
NULEASE MEDICAL SOLUTIONS			1	100%	1
CVS MA957POCT WEST SPRINGFIELD		1			1
ULTIMATE KIDNEY CARE			1	100%	1
ROUTE 16 PHARMACY LLC DBA HOLLAND PHAR		1			1
Mountain View Manor			1	100%	1
TEXAS HEALTH ARLINGTON MEMORIAL HOSPITAL			1	100%	1
SAWGRASS PEDIATRIC PARTNERS LLC			1	100%	1
TEXAS HEALTH ARLINGTON MEMORIAL		1			1
Kroger 909 - The Little Clinic Hamilton			1	100%	1

# COVID-19: testing by laboratory

Data through Mar 6, 2021 verified as of Mar 7, 2021 at 09:25 AM

Data in this report are provisional and subject to change.

The numbers in the table below represent the number of Florida and non-Florida residents for whom test results were received by the Department of Health. A person can be tested by more than one laboratory and can have both positive and negative results. **Therefore, the sum of the numbers in each column will be larger than the total number of people tested.**

Reporting lab	Inconclusive	Negative	Positive	Percent positive	Total
Kroger 379 - The Little Clinic Stony Brook		1			1
SUMMIT LABORATORY			1	100%	1
OMAHA VA MEDICAL CENTER			1	100%	1
WELLPATH			1	100%	1
NYU LANGONE AMBULATORY CARE LAKE SUCCE		1			1
SOUTHWOOD NURSING & RETIREMENT CENTER		1			1
SONNI'S PEDIATRICS			1	100%	1
PEDRO MENENDEZ HEALTH CENTER AT ST JOHNS			1	100%	1
BEAUMONT URGENT CARE		1			1
ALPHA 1 ANTITRYPSIN RESEARCH PROGRAM			1	100%	1
Central Park Healthcare & Rehabilitation Center		1			1
OMC PRIMARY CARE - HOSPITAL CAMPUS			1	100%	1
Glenview Terrace Nursing Center		1			1
PROFESSIONAL DIALYSIS CENTER			1	100%	1
MOBILE HEALTH MEDICAL SERVICES PC		1			1
CVS MA1845POCT WILMINGTON		1			1
NORTH RIVER FAMILY HEALTH CENTER			1	100%	1
ROYAL OAK MEDICAL CENTER LLC DBA CHARACTER FAMILY			1	100%	1
ADAMS COUNTY HEALTH DEPARTMENT			1	100%	1
TMH CANCER CENTER LABORATORY			1	100%	1
GARDENS AT MAPLEWOOD			1	100%	1
Holly Hill Healthcare Center			1	100%	1
Elderwood at Lancaster		1			1
PALMA CEIA MED GROUP-SWANN		1			1
EAST FL CORE LAB			1	100%	1
NORTH MIAMI BEACH SURGICAL CENTER			1	100%	1
PELICAN STATE OUTPATIENT CENTER			1	100%	1
PERRY COUNTY NURSING HOME		1			1
PACE UNIVERSITY HEALTH CARE		1			1
BETHESDA HOSPITAL			1	100%	1
Sage Bluff Health & Rehabilitation Center		1			1
SC-GA2018 THE RIDGE REHABILITATION & H		1			1
CVS MA41POCT TAUNTON		1			1
VIRGINIA UROLOGY		1			1
SHP WESTCHESTER LLC		1			1
DW MCMILLAN MEMORIAL HOSPITAL LABORATORY			1	100%	1
ARLINGTON OF NAPLES INC, THE		1			1
MEDEXPRESS URGENT CARE - BECKLEY		1			1
SELF REGIONAL HEALTHCARE			1	100%	1
Dugan Memorial Home		1			1
AFTER HOURS CLINIC			1	100%	1
UF HEALTH THE VILLAGES			1	100%	1
MEDEXPRESS URGENT CARE - CABOT			1	100%	1
THE HEART HOSPITAL BAYLOR PLANO			1	100%	1
MERCY HEALTH			1	100%	1
Florence Nursing and Rehabilitation Center		1			1
Kroger 49 - The Little Clinic Wichita - 21st St.			1	100%	1

# COVID-19: testing by laboratory

Data through Mar 6, 2021 verified as of Mar 7, 2021 at 09:25 AM

Data in this report are provisional and subject to change.

The numbers in the table below represent the number of Florida and non-Florida residents for whom test results were received by the Department of Health. A person can be tested by more than one laboratory and can have both positive and negative results. **Therefore, the sum of the numbers in each column will be larger than the total number of people tested.**

Reporting lab	Inconclusive	Negative	Positive	Percent positive	Total
LABTEST LLC LABTEST DIAGNOSTICS			1	100%	1
MEMORIAL HOSPITAL OF TAMPA			1	100%	1
BAYSHORE DIALYSIS			1	100%	1
MEDEXPRESS URGENT CARE - CONWAY		1			1
Alden North Shore			1	100%	1
BAPTIST HOSPITAL PRIMARY CARE GULF BREEZE			1	100%	1
CORPUS CHRISTI MEDICAL CENTER			1	100%	1
JACK M MATHENY II MD			1	100%	1
VANAJA SUREDDI MD PA			1	100%	1
COMMONWEALTH OF VIRGINIA DIVISION OF CONSOLIDATED LABORATORY SERVICES			1	100%	1
BEST CARE COMMUNITY AND FAMILY HEALTH CENTER INC			1	100%	1
DIGNITY HEALTH GOHEALTH		1			1
CACERES SPECIALIZED GYNECOLOGY		1			1
SOUTHERN WINDS			1	100%	1
MID-FLORIDA CANCER CENTERS		1			1
VA OPTOMETRY CLINIC			1	100%	1
RESTORE MEDICAL PARTNERS PLLC			1	100%	1
DAUGHTERS OF SARAH NURSING CENTER		1			1
SUSAN F. WILLIAMS M.D., P.A.			1	100%	1
THE MEDICAL CENTER			1	100%	1
PM PEDIATRICS OF BAYSIDE, PLLC		1			1
WORKFORCE HEALTH DEPARTMENT			1	100%	1
SOUTHWEST ORLANDO FAMILY MEDICINE, PL			1	100%	1
GENESIS HEALTH SYSTEM			1	100%	1
SOUTHEASTERN HEALTH FACILITES, INC		1			1
TCPA CLINICAL LABORATORIES			1	100%	1
MEDICAL LIFE-INC GUIDEWELL EMERGENCY MEDICINE			1	100%	1
RIVERSIDE COUNTY PUBLIC HEALTH LABORATORY			1	100%	1
Wexner Heritage House			1	100%	1
MEMORIAL HOSPITAL - BELLEVILLE			1	100%	1
AESTHETIC PHYSICIANS PC			1	100%	1
PENN NURSING CENTER		1			1
CARE CONNECTIONS AT HOME LLC			1	100%	1
BARRINGTON TERRACE NAPLES			1	100%	1
LOGAN COUNTY HOSPITAL			1	100%	1
Kroger 126 - The Little Clinic Cottonwood		1			1
FIVE STAR PREMIER RESIDENCES OF POMPANO BEACH			1	100%	1
LOUIS STOKES CLEVELAND VA MEDICAL CENTER			1	100%	1
MEDEXPRESS URGENT CARE - PATRICK STREE			1	100%	1
HAVASU REGIONAL MEDICAL CENTER			1	100%	1
EDWARD HOSPITAL			1	100%	1
SEWALLS POINT PHARMACY INC			1	100%	1
PINNACLE DIALYSIS		1			1
LEGACY SPECIALTY PHARMACY CORP			1	100%	1
MOBILE INFIRMARY MEDICAL CENTER			1	100%	1
Kroger - KR070600172		1			1
HARDIN HEALTH INC		1			1

# COVID-19: testing by laboratory

Data through Mar 6, 2021 verified as of Mar 7, 2021 at 09:25 AM

Data in this report are provisional and subject to change.

The numbers in the table below represent the number of Florida and non-Florida residents for whom test results were received by the Department of Health. A person can be tested by more than one laboratory and can have both positive and negative results. **Therefore, the sum of the numbers in each column will be larger than the total number of people tested.**

Reporting lab	Inconclusive	Negative	Positive	Percent positive	Total
OPTUM PRIMARY CARE			1	100%	1
NORTHWEST FLORIDA SPECIALTY PHYSICIANS LLC		1			1
Kroger 016 - The Little Clinic Centennial		1			1
INTEGRATED GENETICS SEQUENOM		1			1
GREATER MIAMI DIALYSIS			1	100%	1
LAKELAND MEDICAL CENTER			1	100%	1
HALE KUPUNA HERITAGE HOME		1			1
UT MD ANDERSON CANCER CENTER-TUMOR MARKER LAB			1	100%	1
HIGHLANDS CLINICAL LABORATORY			1	100%	1
MAJESTIC OAKS			1	100%	1
WESTON COUNTY HEALTH SERVICES			1	100%	1
ADVENTHEALTH MEDICAL GROUP ADULT AND SENIOR HEALTH			1	100%	1
CENTRAL FLORIDA HOSPITALIST			1	100%	1
NORTHERN KENTUCKY HEALTH DEPARTMENT			1	100%	1
ANDREWS INSTITUTE AMBULATORY SURGERY CENTER		1			1
LAREDO EMERGENCY ROOM			1	100%	1
Kroger 569 - The Little Clinic Gallatin		1			1
Walgreens #5914		1			1
HARDEE COUNTY FIRE RESCUE		1			1
Peninsula Nursing and Rehabilitation Center		1			1
MEMORIAL HOSPITAL MIRAMAR WAIVED TESTING			1	100%	1
SPRINGBROOK HOSPITAL			1	100%	1
FORT LOUDOUN PRIMARY CARE		1			1
SUMMER PLACE NURSING & REHABILITATION		1			1
Senatobia Healthcare & Rehab		1			1
KENDALL PEDIATRICS PARTNERS LLC			1	100%	1
CENTRAL FL INTERNAL MEDICINE ASSOCIATES LLC		1			1
Kroger 698 - The Little Clinic 14th Street/Bell		1			1
MORSELIFE HOME CARE INC			1	100%	1
SHANNON MEDICAL CENTER			1	100%	1
MAIN STREET PHARMACY OF MARCELLUS, INC		1			1
ALIMETRIX INC		1			1
Alden Lincoln Park			1	100%	1
DEPT OF VA MEDICAL CENTER - MIAMI			1	100%	1
Parkview Care Center			1	100%	1
SAINT PETE MRI			1	100%	1
ISLANDS ASSISTED LIVING FACILITY,THE			1	100%	1
NEW MILFORD HOSPITAL			1	100%	1
ADVANCED INDIVIDUALIZED MEDICINE OF NAPLES			1	100%	1
ACCURATE HEALTH SERVICES CORP			1	100%	1
DAYTONA BEACH CENTRA CARE			1	100%	1
CHC SOUTHWEST FLORIDA LAB-LIVE			1	100%	1
FAST PACE URGENT CARE			1	100%	1
LIBERTY HEALTH CENTER			1	100%	1
CHAMBREL AT PINECASTLE			1	100%	1
VELOCITY URGENT CARE - REDMILL			1	100%	1
HOSPICE OF MARION COUNTY INC			1	100%	1



# COVID-19: testing by laboratory

Data through Mar 6, 2021 verified as of Mar 7, 2021 at 09:25 AM

Data in this report are provisional and subject to change.

The numbers in the table below represent the number of Florida and non-Florida residents for whom test results were received by the Department of Health. A person can be tested by more than one laboratory and can have both positive and negative results. **Therefore, the sum of the numbers in each column will be larger than the total number of people tested.**

Reporting lab	Inconclusive	Negative	Positive	Percent positive	Total
CORE OCCUPATIONAL RESOURCES, LLC			1	100%	1
MEDICAL SPECIALISTS OF THE PALM BEACHES INC			1	100%	1
Altenheim Senior Living		1			1
Southwest Louisiana Veterans Home			1	100%	1
GENOTOX LABORATORIES		1			1
ANY LAB TEST FAST CORP			1	100%	1
ACCESS 365 URGENT CARE LLC			1	100%	1
LAKEVIEW REGIONAL HOSPITAL			1	100%	1
ALLIANCE MD DIRECT PRIMARY CARE			1	100%	1
MEMORIAL HERMANN MEDICAL GROUP-ATASCOCITA PEDS			1	100%	1
MERCYONE DES MOINES MEDICAL CENTER			1	100%	1
WillowBrooke Court at Westminster Village		1			1
HAYS CLINICAL LAB			1	100%	1
BRADENTON CONVENTION CENTER□			1	100%	1
WINTER GARDEN CHILDREN'S HEALTH CENTERS			1	100%	1
Harbert Hills Academy Nursing Home		1			1
PALMETTO LANDING			1	100%	1
ORMOND PEDIATRICS PA			1	100%	1
SOUTH TEXAS HEALTH SYSTEM ER - WARE ROAD			1	100%	1
ARBOR DIAGNOSTICS, INC		1			1
CLEVELAND CLINIC AKRON GENERAL			1	100%	1
COLUMBIA CREST CARE & RAHAB		1			1
KROGER 915 - THE LITTLE CLINIC ANDERSON			1	100%	1
GATEWAY HEALTHCARE, PC			1	100%	1
HELIX URGENT CARE			1	100%	1
UNITYPOINT HEALTH TRINITY			1	100%	1
WINDMOOR HEALTHCARE			1	100%	1
HALIFAX HEALTH PRIMARY CARE			1	100%	1
CARENOW MIDTOWN			1	100%	1
Portsmouth Health and Rehab			1	100%	1
PATIENT FIRST-GENERAL BOOTH			1	100%	1
ORLANDO HEALTH MEDICAL GROUP			1	100%	1
BAPTIST HEALTH PRIMARY CARE AT DORAL			1	100%	1
MINUTE CLINIC DIAGNOSTIC PA			1	100%	1
bishop rehabilitation and nursing center		1			1
Kroger 519 - The Little Clinic Staples Mill Road		1			1
PAMC MICRO LAB			1	100%	1
FLORIDA CLINICAL LABORATORY INC DBA			1	100%	1
CVS M08595POCT RAYMORE		1			1
TAMPA GENERAL MEDICAL GROUP LABORATORY HEALTHPARK			1	100%	1
LabCorp L#09258295 M#09258285			1	100%	1
LABORATORY SERVICES SGHS - CAMDEN		1			1
EVENTIDE LUTHERAN HOME		1			1
TFH HOME HEALTH INC			1	100%	1
HAMILTON CI MAIN UNIT ANNEX/ WORK CAMP			1	100%	1
ASSISTED LIVING AT TREZEVANT		1			1
Kroger 705 - The Little Clinic Richmond		1			1

# COVID-19: testing by laboratory

Data through Mar 6, 2021 verified as of Mar 7, 2021 at 09:25 AM

Data in this report are provisional and subject to change.

The numbers in the table below represent the number of Florida and non-Florida residents for whom test results were received by the Department of Health. A person can be tested by more than one laboratory and can have both positive and negative results. **Therefore, the sum of the numbers in each column will be larger than the total number of people tested.**

Reporting lab	Inconclusive	Negative	Positive	Percent positive	Total
DIVERSICARE OF BIG SPRINGS		1			1
UW MEDICINE CHU LAB			1	100%	1
UPSON REGIONAL MEDICAL CENTER			1	100%	1
CARENOW LAKE WORTH			1	100%	1
UUHC - REDSTONE HEALTH CENTER LABORATORY			1	100%	1
AURORA CONSOLIDATED LABORATORY			1	100%	1
ALLEGANY COUNTY DEPARTMENT OF HEALTH		1			1
WEST PENSACOLA DIALYSIS CENTER			1	100%	1
Hillside Manor Rehabilitation and Extended Care Center		1			1
Northern Nevada State Veterans Home		1			1
Monument Health Custer Care Center		1			1
The Center at Centennial			1	100%	1
CVS IN6608POCT NEW PALESTINE			1	100%	1
MID FLORIDA COMMUNITY SERVICES			1	100%	1
CONTINENTAL HOME HEALTH CARE INC			1	100%	1
PREMIUM HOME HEALTH CARE INC			1	100%	1
STERLING HOUSE OF PORT ORANGE		1			1
Walgreens #3661		1			1
Cottage of the Shoals		1			1
KAISER PERMANENTE REGIONAL REFERENCE LABORATORY		1			1
Pinnacle Assisted Living			1	100%	1
LAKE LURE HEALTH CENTER			1	100%	1
OHSU LABORATORY SERVICES		1			1
COMMUNITY			1	100%	1
SOUTHWEST REGIONAL PCR LABORATORY			1	100%	1
BETHESDA HOSPITAL EAST BLOOD GAS LAB			1	100%	1
Kroger 667 - The Little Clinic Litchfield Park		1			1
EUGENE T FINAN, MD			1	100%	1
ADVENTHEALTH MEDICAL GROUP INTERNAL MEDICINE AT MILLS			1	100%	1
MEDCOR INC			1	100%	1
WALGREENS #15369		1			1
RED HOOK FAMILY PRACTICE		1			1
THE CHRIST HOSPITAL			1	100%	1
FLAGLER MEDICAL ASSOCIATES PA			1	100%	1
LIBERTY URGENT CARE			1	100%	1
BLOOD SYSTEMS LABORATORIES			1	100%	1
GOOD SAMARITAN SOCIETY-FOREST CITY		1			1
SOUTHERN SPRINGS HEALTH CARE		1			1
SANTA MONICA CA-UCLA MC			1	100%	1
MISSISSIPPI VALLEY REGIONAL BLOOD CENTER			1	100%	1
ADVENTHEALTH MEDICAL GROUP FAMILY AND INTERNAL			1	100%	1
Shelbyville Manor		1			1
PENSACOLA PATHOLOGY		1			1
Carrollton Manor Inc		1			1
MINUTECLINIC DIAG OF IND, LLC #4368		1			1
VALLEY HOSPITAL MEDICAL CENTER		1			1
LEELANAU OPCO, LLC		1			1

# COVID-19: testing by laboratory

Data through Mar 6, 2021 verified as of Mar 7, 2021 at 09:25 AM

Data in this report are provisional and subject to change.

The numbers in the table below represent the number of Florida and non-Florida residents for whom test results were received by the Department of Health. A person can be tested by more than one laboratory and can have both positive and negative results. **Therefore, the sum of the numbers in each column will be larger than the total number of people tested.**

Reporting lab	Inconclusive	Negative	Positive	Percent positive	Total
CHILDRENS SPECIALIST PEDIATRIC PULMMOLOGY &			1	100%	1
FRESENIUS SOUTH FORT MYERS		1			1
Oakmont of Katy Nursing and Rehabilitation		1			1
Louis Stokes Cleveland VA - Midtown Dialysis Center		1			1
Abernethy Laurels		1			1
FAMILY PRACTICE ASSOCIATES		1			1
BLESSINGS MEDICAL CLINIC, THE			1	100%	1
CHP COVID-19 (TX)			1	100%	1
BOCA RATON REGIONAL HOSPITAL		1			1
CARECENTER PHARMACY, LLC		1			1
SCHUYLER HOSPITAL		1			1
UMMC MIDTOWN CAMPUS			1	100%	1
ALAFAYA WOODS FAMILY MEDICAL CENTER		1			1
KINGWOOD EMERGENCY HOSPITAL			1	100%	1
ENCOMPASS HEALTH REHABILITATION HOSPITAL OF MIAMI			1	100%	1
ABBOTT LABORATORIES - OCCUPATIONAL HEALTH SERVICES			1	100%	1
HCA HOUSTON ER 24/7			1	100%	1
WELLSTAR COBB HOSPITAL			1	100%	1
BAPTIST HEALTH EXPRESS CARE			1	100%	1
KIDS CARE PEDIATRICS PA			1	100%	1
MERITER LABORATORIES			1	100%	1
AUTUMN CARE OF STATESVILLE, LLC		1			1
Manor Care Health Care Services - Williamsport North		1			1
MEDICAL CENTER			1	100%	1
NORTHWEST TEXAS HEALTHCARE SYSTEM,INC			1	100%	1
DOCTORS CHOICE HOME CARE INC			1	100%	1
BAPTIST HOSPITAL LABORATORY			1	100%	1
Kroger 753 - The Little Clinic Goss Avenue		1			1
PCR DIAGNOSTICS			1	100%	1
CVS TX7431POCT ROWLETT		1			1
TREASURE COAST COMMUNITY HEALTH INC			1	100%	1
Waycross Health and Rehabilitation		1			1
CVS AZ7841POCT TUCSON		1			1
NONA MEDICAL ARTS		1			1
MICROBIOLOGY DEPARTMENT			1	100%	1
CONSOLIDATED			1	100%	1
ASCENSION ST VINCENT'S - WESTSIDE			1	100%	1
PEDIATRIC ASSOCIATES - MIAMI LAKES		1			1
COLONIAL HEALTH CARE		1			1
FRONT PORCH PEDIATRICS PLLC			1	100%	1
St. Anne Home		1			1
BRITTNEY WHELIHAN IRWIN ARNP LLC			1	100%	1
CONVENIENT MEDICAL AND HEALTH SERVICES			1	100%	1
Virginia Gay Nursing and Rehab		1			1
MORNINGSIDE NURSING AND REHABILITATION		1			1
IMA MEDICAL CENTER OF OVIEDO			1	100%	1
APS-SUMMIT CARE PHARMACY, LLC DBA OMNICARE		1			1

# COVID-19: testing by laboratory

Data through Mar 6, 2021 verified as of Mar 7, 2021 at 09:25 AM

Data in this report are provisional and subject to change.

The numbers in the table below represent the number of Florida and non-Florida residents for whom test results were received by the Department of Health. A person can be tested by more than one laboratory and can have both positive and negative results. **Therefore, the sum of the numbers in each column will be larger than the total number of people tested.**

Reporting lab	Inconclusive	Negative	Positive	Percent positive	Total
CVS KS8601POCT OVERLAND PARK			1	100%	1
WEST FLORIDA HOSPITAL LABORATORY			1	100%	1
ARLINGTON ADULT RESIDENTIAL FACILITY, INC			1	100%	1
CVS IL2798POCT CHICAGO			1	100%	1
WATERS EDGE ELEMENTARY SCHOOL			1	100%	1
MEMORIAL HERMANN SOUTHWEST HOSPITAL			1	100%	1
Long Beach Care Center			1	100%	1
EAGLE COUNTY HEALTH AND HUMAN SERVICES			1	100%	1
ADVENTHEALTH MEDICAL GROUP COMMUNITY MEDICINE			1	100%	1
CVS MA654POCT ACTON		1			1
Grand Junction VAMC		1			1
HEART HOSPITAL OF LAFAYETTE: EMERGENCY ROOM			1	100%	1
DEACONESS URGENT CARE CENTER			1	100%	1
DE TAR HOSPITAL			1	100%	1
HACKENSACK UNIVERSITY MEDICAL CENTER		1			1
CHIPLEY DIALYSIS			1	100%	1
Walgreens #3049		1			1
CVS AZ7855POCT TUCSON		1			1
WMC HEALTH GROUP OF KISSIMMEE LLC			1	100%	1
SARHA DOCTORS CENTER			1	100%	1
MARQUETTE GENERAL HOSPITAL			1	100%	1
CVS AZ3749POCT GOODYEAR		1			1
RM PHARMACY SERVICES INC		1			1
EXPRESS CARE OF OCALA			1	100%	1
MISSION HOSPITAL			1	100%	1
Signature Healthcare of Palm Beach			1	100%	1
MEDSTAR HEALTH URGENT CARE			1	100%	1
MEMORIAL SATILLA HEALTH			1	100%	1
JOHN PETER SMITH HOSPITAL- OB TRIAGE			1	100%	1
NORTHSIDE FAMILY MEDICINE AND URGENT CARE (CUMMING)		1			1
Alexandria Place		1			1
LABORATORIO MEDICO CENTRAL CONDOMINO MD			1	100%	1
HIBISCUS COURT			1	100%	1
BAPTIST ASI			1	100%	1
Kroger 699 - The Little Clinic Smyrna		1			1
ST. LUKE'S HOSPITAL			1	100%	1
Integrity Healthcare of Carbondale			1	100%	1
MANCHESTER COMMONS		1			1
ASHLEY PEDIATRICS DAY & NIGHT CLINIC			1	100%	1
GENESEE COUNTY HEALTH DEPARTMENT		1			1
REELFOOT FAMILY WALK-IN CLINIC		1			1
SIMPLY HEALTHCARE AND WELLNESS CLINIC, PC			1	100%	1
CROSS CREEK HEALTH CARE		1			1
PALOMAR MEDICAL CENTER			1	100%	1
PIONEER CLINICAL RESEARCH LLC			1	100%	1
ST LUKES SURGICAL AT THE VILLAGES INC			1	100%	1
FIT4LIFE MEDICAL CENTER			1	100%	1

# COVID-19: testing by laboratory

Data through Mar 6, 2021 verified as of Mar 7, 2021 at 09:25 AM

Data in this report are provisional and subject to change.

The numbers in the table below represent the number of Florida and non-Florida residents for whom test results were received by the Department of Health. A person can be tested by more than one laboratory and can have both positive and negative results. **Therefore, the sum of the numbers in each column will be larger than the total number of people tested.**

Reporting lab	Inconclusive	Negative	Positive	Percent positive	Total
Allen Health and Rehabilitation		1			1
ACUPATH LABORATORIES INC			1	100%	1
MEDICAL CITY DENTON			1	100%	1
Bethany Manor		1			1
ACCOMPLISHED HOME CARE		1			1
CHRISTIANA HOSPITAL		1			1
MY URGENT CARE CLINIC			1	100%	1
CHRISTIAN REST HOME ASSOC		1			1
NORTHEAST FLORIDA INTERNAL MEDICINE PA		1			1
HAWKEYE CARE CENTER DUBUQUE		1			1
ORLANDO HEALTH PHYSICIAN GROUP INC			1	100%	1
ORMOND MEDICAL ARTS FAMILY PRACTICE PL			1	100%	1
CHRISTUS GOOD SHEPHERD MEDICAL CENTER			1	100%	1
ICARE		1			1
Vista Park			1	100%	1
PHYSICIAN ASSOCIATES, LLC			1	100%	1
SLIDELL MEMORIAL HOSPITAL			1	100%	1
ATLANTIC DIAGNOSTICS			1	100%	1
AML DIAGNOSTICS- ADV TESTING IN METABOLIC MEDICINE			1	100%	1
SIGNATURE CARE COLLEGE STATION			1	100%	1
MEDAC AT PORTERS NECK			1	100%	1
NORTHSIDE HOSPITAL DULUTH			1	100%	1
Kroger 419 - The Little Clinic Farmington/Exeter		1			1
Brattleboro Crossings LLC dba Pine Heights at Brattleboro		1			1
COLLINS NURSING HOME		1			1
CVS NC7051POCT WAKE FOREST		1			1
CVS GA5622POCT DALLAS		1			1
HUDSON REGIONAL HOSPITAL			1	100%	1
Kroger 541 - The Little Clinic Long Hollow Pike		1			1
CVS TX8322POCT AUSTIN		1			1
BAPTIST HEALTH SURGERY CENTER AT NORTHPOINT			1	100%	1
MADISON AT OVIEDO			1	100%	1
HIGHLAND PARK LAKEWOOD PRESTON HOLLOW			1	100%	1
Medicalodges Neosho			1	100%	1
C A R E S		1			1
ABSOLUTE QUICK CARE			1	100%	1
INDIANA STATE DEPARTMENT OF HEALTH CLINIC MICROBIOLOGY		1			1
OCEAN MEDICAL CENTER		1			1
CVS CA9103POCT ESCONDIDO		1			1
MY WELLNESS EXPRESS			1	100%	1
SEVEN HILLS HEALTHCARE GROUP LLC DBA		1			1
SPECIALTY DRUG TESTING			1	100%	1
ManorCare Yeadon		1			1
STAMFORD HOSPITAL			1	100%	1
FAIRVIEW HOSPITAL			1	100%	1
Kroger 618 - The Little Clinic Trail Creek Village		1			1
SC-GA2018 MCCORMICK REHAB & HEALTHCARE		1			1



# COVID-19: testing by laboratory

Data through Mar 6, 2021 verified as of Mar 7, 2021 at 09:25 AM

Data in this report are provisional and subject to change.

The numbers in the table below represent the number of Florida and non-Florida residents for whom test results were received by the Department of Health. A person can be tested by more than one laboratory and can have both positive and negative results. **Therefore, the sum of the numbers in each column will be larger than the total number of people tested.**

Reporting lab	Inconclusive	Negative	Positive	Percent positive	Total
Total	92,691	16,887,410	2,502,506	13%	19,482,607