

COVID-19: summary of cases and monitoring

Data through Mar 8, 2021 verified as of Mar 9, 2021 at 09:25 AM

Data in this report are provisional and subject to change.

Cases: people with positive PCR or antigen test result

Total cases	1,952,733
Florida residents	1,916,774
Non-Florida residents	35,959
Type of testing	
Florida residents	1,916,774
Positive by BPHL/CDC	70,543
Positive by commercial/hospital lab	1,846,231
PCR positive	1,553,928
Antigen positive	362,846
Non-Florida residents	35,959
Positive by BPHL/CDC	887
Positive by commercial/hospital lab	35,072
PCR positive	24,776
Antigen positive	11,183
Characteristics	
Florida residents hospitalized	81,331
Florida resident deaths	31,889
Non-Florida resident deaths	592

Hospitalized counts include anyone who was hospitalized at some point during their illness. It does not reflect the number of people currently hospitalized.

More information on deaths identified through death certificate data is available on the National Center for Health Statistics website at www.cdc.gov/nchs/nvss/vsrr/COVID19/index.htm.

Cases: people with positive PCR or antigen test result

Risk factors for Florida residents	
Traveled	15,165
Contact with a known case	745,310
Traveled and contact with a known case	20,727
Neither	1,135,572
No travel and no contact	224,069
Travel is unknown	658,673
Contact is unknown	421,922
Contact is pending	425,401

Travel can be unknown and contact can be unknown or pending for the same case, these numbers will sum to more than the "neither" total.

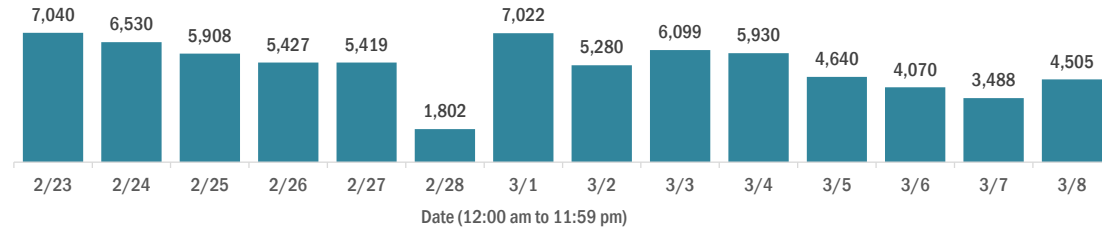
COVID-19: summary of laboratory testing

Data through Mar 8, 2021 verified as of Mar 9, 2021 at 09:25 AM

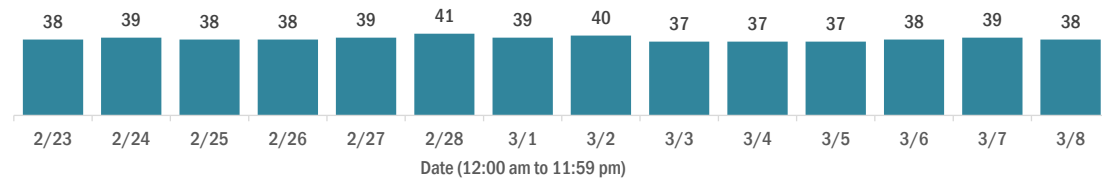
Data in this report are provisional and subject to change.

Cases in Florida residents per day for the past 2 weeks

Number of cases per day



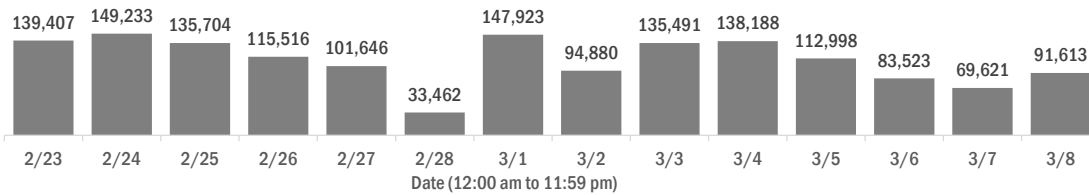
Median age of cases by day



Laboratory testing for Florida residents over the past 2 weeks

Number of Florida residents tested per day

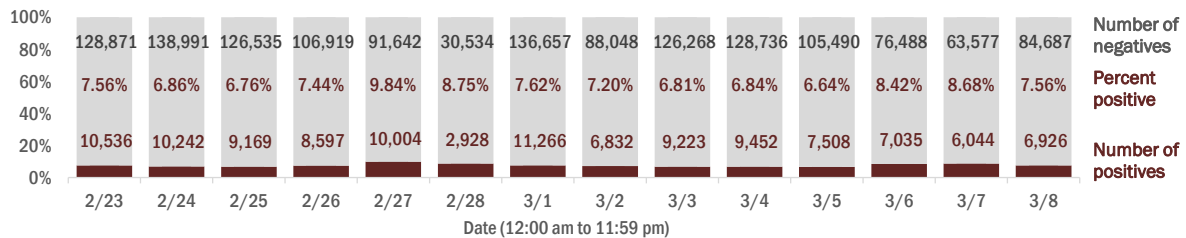
These counts include the number of people for whom the Department received PCR or antigen laboratory results by day. People tested on multiple days will be included for each day a new result was received. A person is only counted once for each day they are tested, regardless of whether multiple specimens are tested or multiple results are received.



Number and percent of Florida residents with positive test results

The percent of positive results ranged from 6.64% to 9.84% over the past 2 weeks and was 7.56% yesterday.

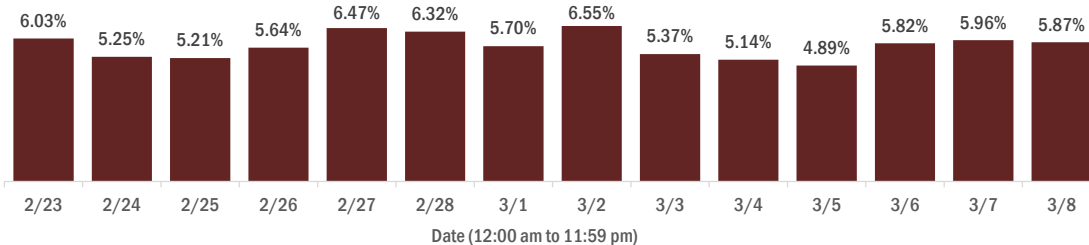
These counts include the number of people for whom the Department received PCR or antigen laboratory results by day. People tested on multiple days will be included for each day a new result was received. A person is only counted once for each day they are tested, regardless of whether multiple specimens are tested or multiple results are received. If a person has a positive specimen and a negative specimen in the same day, only the positive result is counted.



Percent positivity for new cases in Florida residents

The percent of positive results ranged from 4.89% to 6.55% over the past 2 weeks and was 5.87% yesterday.

This percent is the number of people who test PCR- or antigen-positive for the first time divided by all the people tested that day, excluding people who have previously tested positive.



COVID-19: characteristics of 1,916,774 Florida resident cases

Data through Mar 8, 2021 verified as of Mar 9, 2021 at 09:25 AM

Data in this report are provisional and subject to change.

Age group	Cases	Hospitalizations	Deaths
0-4 years	38,230 2%	536 1%	1 0%
5-14 years	118,998 6%	515 1%	5 0%
15-24 years	294,649 15%	2,006 2%	39 0%
25-34 years	332,804 17%	3,947 5%	165 1%
35-44 years	296,605 15%	5,938 7%	479 2%
45-54 years	292,046 15%	9,165 11%	1,198 4%
55-64 years	252,969 13%	13,750 17%	3,392 11%
65-74 years	159,211 8%	16,989 21%	6,747 21%
75-84 years	88,304 5%	17,000 21%	9,732 31%
85+ years	41,689 2%	11,478 14%	10,131 32%
Unknown	1,269 0%	7 0%	0 0%
Total	1,916,774	81,331	31,889

Gender	Cases
Female	1,002,329 52%
Male	900,705 47%
Unknown	13,740 1%
Total	1,916,774

Ethnicity	Cases	Hospitalizations	Deaths
Hispanic	610,977 32%	20,684 25%	7,383 23%
Non-Hispanic	921,890 48%	56,677 70%	22,321 70%
Unknown	383,907 20%	3,970 5%	2,185 7%
Total	1,916,774	81,331	31,889

Race and ethnicity	Cases	Hospitalizations	Deaths
White	1,075,297 56%	53,070 65%	23,318 73%
Hispanic	408,040 21%	14,758 18%	5,903 19%
Non-Hispanic	586,942 31%	36,669 45%	16,326 51%
Unknown	80,315 4%	1,643 2%	1,089 3%
Black	253,413 13%	16,920 21%	5,059 16%
Hispanic	14,751 1%	709 1%	209 1%
Non-Hispanic	217,693 11%	15,859 19%	4,670 15%
Unknown	20,969 1%	352 0%	180 1%
Other race	287,368 15%	9,044 11%	2,539 8%
Hispanic	144,833 8%	4,741 6%	1,104 3%
Non-Hispanic	98,178 5%	3,882 5%	1,210 4%
Unknown	44,357 2%	421 1%	225 1%
Unknown race	300,696 16%	2,297 3%	973 3%
Hispanic	43,353 2%	476 1%	167 1%
Non-Hispanic	19,077 1%	267 0%	115 0%
Unknown	238,266 12%	1,554 2%	691 2%
Total	1,916,774	81,331	31,889

Hospitalization counts include anyone who was hospitalized at some point during their illness. It does not reflect the number of people currently hospitalized. **Other race** includes any person with a race of American Indian/Alaskan native, Asian, native Hawaiian/Pacific Islander, or other.

COVID-19: deaths in Florida residents and staff of long-term care facilities

Data through Mar 8, 2021 verified as of Mar 9, 2021 at 09:25 AM

Data in this report are provisional and subject to change.

For current cases in residents or staff of long-term care facilities, please visit: <https://floridahealthcovid19.gov/>

County	Deaths		County	Deaths		County	Deaths	
Palm Beach	1029	10%	Okaloosa	161	1%	Gilchrist	19	0%
Dade	1000	9%	Hernando	154	1%	Calhoun	17	0%
Pinellas	869	8%	Osceola	137	1%	Flagler	16	0%
Broward	636	6%	Charlotte	131	1%	Gulf	16	0%
Hillsborough	556	5%	Clay	118	1%	Wakulla	16	0%
Polk	414	4%	Indian River	116	1%	Bradford	14	0%
Duval	407	4%	Leon	93	1%	Gadsden	14	0%
Brevard	388	4%	Bay	88	1%	Washington	13	0%
Sarasota	385	4%	Jackson	87	1%	Baker	12	0%
Orange	376	3%	St. Johns	85	1%	Holmes	10	0%
Lee	333	3%	Highlands	84	1%	Jefferson	10	0%
Marion	305	3%	Santa Rosa	79	1%	Franklin	9	0%
Volusia	283	3%	Alachua	71	1%	Lafayette	8	0%
Escambia	273	3%	Suwannee	58	1%	Desoto	7	0%
St. Lucie	235	2%	Columbia	49	0%	Levy	7	0%
Seminole	222	2%	Sumter	45	0%	Dixie	4	0%
Lake	219	2%	Putnam	39	0%	Monroe	4	0%
Pasco	218	2%	Nassau	35	0%	Taylor	3	0%
Manatee	193	2%	Hendry	29	0%	Hardee	2	0%
Collier	188	2%	Walton	28	0%	Hamilton	1	0%
Citrus	176	2%	Okeechobee	24	0%	Liberty	1	0%
Martin	162	1%	Madison	20	0%	Total	10,801	

Note: cases are summarized by the county of usual residence. Residents and staff may be cases associated with facilities that are not in their county of usual residence, resulting in cases being included below for counties that do not have facilities with known cases.

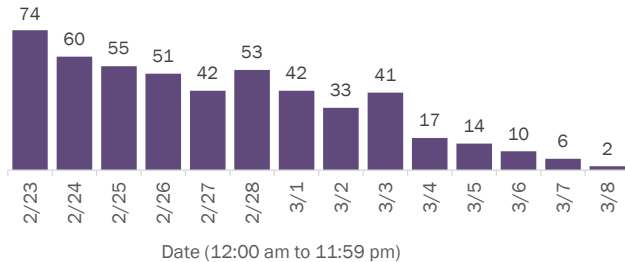
COVID-19: cases in Florida residents who have died

Data through Mar 8, 2021 verified as of Mar 9, 2021 at 09:25 AM

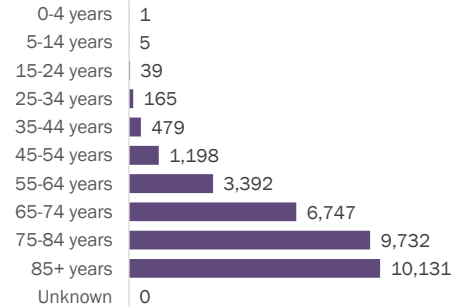
Data in this report are provisional and subject to change.

Demographics for all identified COVID-19 deaths: 31,889

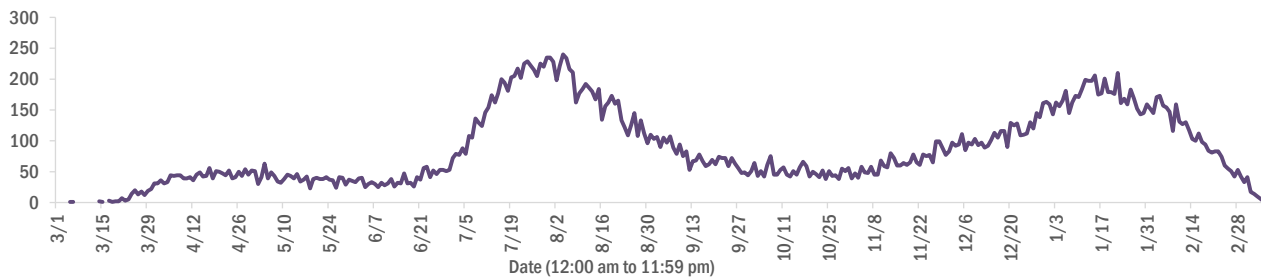
Deaths by date of death for the past 2 weeks



Deaths by age group



Deaths by date of death since March 2020



Age group	Deaths	Cases	Case fatality rate	Mortality rate per 100,000 population
0-4 years	1	38,230	0.0%	0.1
5-14 years	5	118,998	0.0%	0.2
15-24 years	39	294,649	0.0%	1.6
25-34 years	165	332,804	0.0%	5.8
35-44 years	479	296,605	0.2%	18.4
45-54 years	1,198	292,046	0.4%	43.0
55-64 years	3,392	252,969	1.3%	117.3
65-74 years	6,747	159,211	4.2%	278.0
75-84 years	9,732	88,304	11.0%	693.0
85+ years	10,131	41,689	24.3%	1754.2
Unknown	0	1,269	0.0%	
Total	31,889	1,916,774	1.7%	147.6

Race	Deaths	Cases	Case fatality rate	Mortality rate per 100,000 population
White	23,318	1,075,297	2.2%	139.6
Black	5,059	253,413	2.0%	138.3
Other	2,539	287,368	0.9%	204.0
Unknown	973	300,696	0.3%	
Total	31,889	1,916,774	1.7%	147.6

Gender	Deaths	Cases	Case fatality rate	Mortality rate per 100,000 population
Female	14,033	1,002,329	1.4%	127.1
Male	17,856	900,705	2.0%	169.1
Unknown	0	13,740	0.0%	
Total	31,889	1,916,774	1.7%	147.6

Ethnicity	Deaths	Cases	Case fatality rate	Mortality rate per 100,000 population
Hispanic	7,383	610,977	1.2%	130.0
Non-Hispanic	22,321	921,890	2.4%	140.2
Unknown	2,185	383,907	0.6%	
Total	31,889	1,916,774	1.7%	147.6

COVID-19: characteristics of 1,916,774 cases

Data through Mar 8, 2021 verified as of Mar 9, 2021 at 09:25 AM

Data in this report are provisional and subject to change.

Tables below include cases in Florida residents and non-Florida residents.

All 67 Florida counties have cases:

County	FL resident cases	Non-FL resident cases	Total cases	FL resident deaths	FL death rate
Dade	416,246	5,187	421,433	5,612	1.3%
Broward	198,375	2,313	200,688	2,484	1.3%
Palm Beach	121,673	2,105	123,778	2,523	2.1%
Orange	115,165	1,609	116,774	1,128	1.0%
Hillsborough	113,096	965	114,061	1,555	1.4%
Duval	88,483	1,470	89,953	1,218	1.4%
Pinellas	66,427	1,658	68,085	1,482	2.2%
Lee	57,077	1,976	59,053	894	1.6%
Polk	57,897	409	58,306	1,181	2.0%
Osceola	37,015	619	37,634	461	1.2%
Volusia	34,749	581	35,330	683	2.0%
Brevard	34,331	613	34,944	769	2.2%
Escambia	30,682	3,537	34,219	646	2.1%
Pasco	33,875	303	34,178	667	2.0%
Manatee	32,096	703	32,799	624	1.9%
Collier	29,791	1,123	30,914	469	1.6%
Leon	28,723	859	29,582	293	1.0%
Marion	28,019	128	28,147	867	3.1%
Seminole	27,718	210	27,928	442	1.6%
Sarasota	26,343	1,311	27,654	750	2.8%
Lake	24,868	384	25,252	577	2.3%
St. Lucie	22,600	161	22,761	552	2.4%
Alachua	22,403	252	22,655	242	1.1%
St. Johns	20,100	283	20,383	198	1.0%
Okaloosa	19,116	200	19,316	334	1.7%
Bay	18,343	720	19,063	357	1.9%
Santa Rosa	17,122	220	17,342	270	1.6%
Clay	16,862	44	16,906	315	1.9%
Hernando	11,580	90	11,670	420	3.6%
Indian River	11,169	96	11,265	267	2.4%
Charlotte	10,716	168	10,884	376	3.5%
Martin	10,634	194	10,828	291	2.7%
Citrus	9,829	82	9,911	410	4.2%
Sumter	8,136	91	8,227	242	3.0%
Nassau	7,387	426	7,813	116	1.6%

County	FL resident cases	Non-FL resident cases	Total cases	FL resident deaths	FL death rate
Columbia	7,691	37	7,728	160	2.1%
Highlands	7,288	74	7,362	311	4.3%
Walton	6,402	758	7,160	81	1.3%
Flagler	6,083	78	6,161	94	1.5%
Monroe	5,693	330	6,023	46	0.8%
Jackson	5,905	64	5,969	153	2.6%
Putnam	5,891	19	5,910	131	2.2%
Gadsden	5,472	16	5,488	88	1.6%
Suwannee	5,120	27	5,147	134	2.6%
Hendry	4,329	18	4,347	75	1.7%
Desoto	3,876	18	3,894	76	2.0%
Okeechobee	3,561	40	3,601	83	2.3%
Unknown	370	3,130	3,500	0	0.0%
Baker	3,297	15	3,312	57	1.7%
Wakulla	3,183	12	3,195	52	1.6%
Levy	2,944	9	2,953	43	1.5%
Bradford	2,862	14	2,876	53	1.9%
Hardee	2,810	14	2,824	31	1.1%
Taylor	2,658	6	2,664	42	1.6%
Washington	2,618	20	2,638	47	1.8%
Holmes	2,166	31	2,197	44	2.0%
Madison	1,991	26	2,017	43	2.2%
Gulf	1,857	23	1,880	40	2.2%
Union	1,749	1	1,750	70	4.0%
Calhoun	1,623	3	1,626	42	2.6%
Lafayette	1,598	0	1,598	25	1.6%
Hamilton	1,556	19	1,575	23	1.5%
Dixie	1,515	3	1,518	22	1.5%
Gilchrist	1,433	4	1,437	37	2.6%
Jefferson	1,387	22	1,409	24	1.7%
Franklin	1,246	33	1,279	16	1.3%
Liberty	1,048	1	1,049	15	1.4%
Glades	906	4	910	16	1.8%
Total	1,916,774	35,959	1,952,733	31,889	1.7%

COVID-19: characteristics of 1,916,774 Florida resident cases

Data through Mar 8, 2021 verified as of Mar 9, 2021 at 09:25 AM

Data in this report are provisional and subject to change.

The table below includes the cities and counties of residence for cases in Florida residents based on the patient's ZIP Code. Note that city is not always received as part of the initial notification and may be missing while the case is being investigated.

City and county	Cases
Miami, Dade	241,064
Orlando, Orange	85,093
Jacksonville, Duval	83,138
Tampa, Hillsborough	66,082
Hialeah, Dade	58,894
Fort Lauderdale, Broward	42,604
Hollywood, Broward	38,069
West Palm Beach, Palm Beach	29,799
Kissimmee, Osceola	28,568
Tallahassee, Leon	27,726
Pensacola, Escambia	25,505
Homestead, Dade	25,273
Naples, Collier	25,136
Saint Petersburg, Pinellas	24,376
Fort Myers, Lee	22,378
Bradenton, Manatee	20,920
Ocala, Marion	20,663
Boca Raton, Palm Beach	20,481
Lakeland, Polk	20,185
Pompano Beach, Broward	19,141
Gainesville, Alachua	17,812
Sarasota, Sarasota	16,249
Port Saint Lucie, St. Lucie	14,900
Lake Worth, Palm Beach	14,804
Cape Coral, Lee	14,511
Clearwater, Pinellas	13,069
Miami Beach, Dade	13,024
Miramar, Broward	12,980
Boynton Beach, Palm Beach	11,753
Panama City, Bay	11,661
Doral, Dade	11,468
Coral Springs, Broward	11,362
Miami Gardens, Dade	11,022
Saint Augustine, St. Johns	10,793
Melbourne, Brevard	9,959
Winter Haven, Polk	9,753
Delray Beach, Palm Beach	9,177
Lehigh Acres, Lee	8,955
Davie, Broward	8,644
Vero Beach, Indian River	8,586
Riverview, Hillsborough	8,585
Milton, Santa Rosa	8,273
Palm Bay, Brevard	7,931
New Port Richey, Pasco	7,816
Sunrise, Broward	7,791
Fort Pierce, St. Lucie	7,542
Saint Cloud, Osceola	7,329
Coral Gables, Dade	7,328
Largo, Pinellas	7,275
Daytona Beach, Volusia	7,084
Apopka, Orange	7,080
Lake City, Columbia	7,003
Spring Hill, Hernando	6,917
Orange Park, Clay	6,881
Plantation, Broward	6,778
North Miami Beach, Dade	6,693
Clermont, Lake	6,614
Davenport, Polk	6,553

COVID-19: characteristics of 1,916,774 Florida resident cases

Data through Mar 8, 2021 verified as of Mar 9, 2021 at 09:25 AM

Data in this report are provisional and subject to change.

The table below includes the cities and counties of residence for cases in Florida residents based on the patient's ZIP Code. Note that city is not always received as part of the initial notification and may be missing while the case is being investigated.

City and county	Cases
Brandon, Hillsborough	6,430
Jupiter, Palm Beach	6,242
Weston, Broward	6,190
Sanford, Seminole	6,145
Plant City, Hillsborough	6,140
Deltona, Volusia	6,058
Deerfield Beach, Broward	5,765
Winter Garden, Orange	5,665
Fort Walton Beach, Okaloosa	5,329
Tamarac, Broward	5,327
Port Charlotte, Charlotte	5,257
Palm Coast, Flagler	5,121
Crestview, Okaloosa	5,088
Stuart, Martin	5,036
Wesley Chapel, Pasco	4,959
Coconut Creek, Broward	4,857
Palm Beach Gardens, Palm Beach	4,817
Land O Lakes, Pasco	4,772
Margate, Broward	4,771
Winter Park, Orange	4,699
Deland, Volusia	4,671
Palmetto, Manatee	4,670
Palm Harbor, Pinellas	4,645
Wellington, Palm Beach	4,577
Oviedo, Seminole	4,539
Miami Lakes, Dade	4,365
Opa Locka, Dade	4,273
Altamonte Springs, Seminole	4,235
Lutz, Hillsborough	4,133
Middleburg, Clay	4,124
Port Orange, Volusia	4,086
Haines City, Polk	4,068
Brooksville, Hernando	4,043
Live Oak, Suwannee	3,983
Valrico, Hillsborough	3,974
Venice, Sarasota	3,969
North Port, Sarasota	3,963
The Villages, Sumter	3,912
Sebring, Highlands	3,906
Ocoee, Orange	3,898
Punta Gorda, Charlotte	3,889
Hallandale, Broward	3,888
Leesburg, Lake	3,887
Pembroke Pines, Broward	3,792
Arcadia, Desoto	3,769
Saint Johns, St. Johns	3,755
Bonita Springs, Lee	3,636
Seminole, Pinellas	3,635
Ormond Beach, Volusia	3,602
Zephyrhills, Pasco	3,586
Navarre, Santa Rosa	3,572
Okeechobee, Okeechobee	3,550
Windermere, Orange	3,362
Pinellas Park, Pinellas	3,351
Immokalee, Collier	3,331
Longwood, Seminole	3,303
North Lauderdale, Broward	3,295
North Miami, Dade	3,273
Gulf Breeze, Santa Rosa	3,232

COVID-19: characteristics of 1,916,774 Florida resident cases

Data through Mar 8, 2021 verified as of Mar 9, 2021 at 09:25 AM

Data in this report are provisional and subject to change.

The table below includes the cities and counties of residence for cases in Florida residents based on the patient's ZIP Code. Note that city is not always received as part of the initial notification and may be missing while the case is being investigated.

City and county	Cases
Ruskin, Hillsborough	3,227
Cocoa, Brevard	3,191
Niceville, Okaloosa	3,177
Cantonment, Escambia	3,082
Panama City Beach, Bay	2,989
Jacksonville Beach, Duval	2,932
Lake Worth Beach, Palm Beach	2,917
Quincy, Gadsden	2,916
Key West, Monroe	2,900
Crawfordville, Wakulla	2,857
Casselberry, Seminole	2,847
Hudson, Pasco	2,774
Port Richey, Pasco	2,763
Dade City, Pasco	2,762
Cutler Ridge, Dade	2,754
Palatka, Putnam	2,737
Bartow, Polk	2,726
Titusville, Brevard	2,721
Fernandina Beach, Nassau	2,688
North Fort Myers, Lee	2,674
Oakland Park, Broward	2,666
Green Cove Springs, Clay	2,635
Lake Mary, Seminole	2,585
Winter Springs, Seminole	2,578
Kissimmee, Polk	2,564
Auburndale, Polk	2,539
Aventura, Dade	2,524
Ponte Vedra Beach, St. Johns	2,521
Perry, Taylor	2,495
Lake Wales, Polk	2,484
Merritt Island, Brevard	2,480
Lynn Haven, Bay	2,431
New Smyrna Beach, Volusia	2,416
Tarpon Springs, Pinellas	2,413
Marianna, Jackson	2,363
Inverness, Citrus	2,344
Belle Glade, Palm Beach	2,312
Clewiston, Hendry	2,273
Parkland, Broward	2,244
Fleming Island, Clay	2,240
Eustis, Lake	2,228
Santa Rosa Beach, Walton	2,216
Royal Palm Beach, Palm Beach	2,195
Cooper City, Broward	2,192
Wimauma, Hillsborough	2,186
Dunedin, Pinellas	2,169
Esteros, Lee	2,146
Loxahatchee, Palm Beach	2,140
Holiday, Pasco	2,084
Defuniak Springs, Walton	2,045
Chipley, Washington	2,035
Sarasota, Manatee	1,985
Rockledge, Brevard	1,975
Key Biscayne, Dade	1,974
Parrish, Manatee	1,955
Destin, Okaloosa	1,945
Starke, Bradford	1,929
Labelle, Hendry	1,924
Mount Dora, Lake	1,903

COVID-19: characteristics of 1,916,774 Florida resident cases

Data through Mar 8, 2021 verified as of Mar 9, 2021 at 09:25 AM

Data in this report are provisional and subject to change.

The table below includes the cities and counties of residence for cases in Florida residents based on the patient's ZIP Code. Note that city is not always received as part of the initial notification and may be missing while the case is being investigated.

City and county	Cases
Palm City, Martin	1,900
Odessa, Hillsborough	1,881
Avon Park, Highlands	1,878
Mulberry, Polk	1,875
Riviera Beach, Palm Beach	1,858
Tavares, Lake	1,834
Seffner, Hillsborough	1,779
Summerfield, Marion	1,753
Yulee, Nassau	1,749
Groveland, Lake	1,708
Pinecrest, Dade	1,675
Wauchula, Hardee	1,639
Lithia, Hillsborough	1,632
Maitland, Orange	1,619
Macclenny, Baker	1,615
Missing, Dade	1,606
Orange City, Volusia	1,588
Sebastian, Indian River	1,575
Mayo, Lafayette	1,569
Callahan, Nassau	1,562
Bonifay, Holmes	1,549
Coconut Grove, Dade	1,548
Ponte Vedra, St. Johns	1,529
Carol City, Dade	1,529
Lady Lake, Lake	1,518
Palmetto Bay, Dade	1,516
Homosassa, Citrus	1,512
Crossings, Dade	1,477
Crystal River, Citrus	1,477
Dania, Broward	1,426
Lake Placid, Highlands	1,376
Pace, Santa Rosa	1,375
Gibsonton, Hillsborough	1,355
Lake Butler, Union	1,355
Oldsmar, Pinellas	1,331
Sun City Center, Hillsborough	1,330
Florida City, Dade	1,330
Madison, Madison	1,318
Dover, Hillsborough	1,317
Atlantic Beach, Duval	1,315
Hobe Sound, Martin	1,301
Apollo Beach, Hillsborough	1,278
Biscayne Park, Dade	1,276
Monticello, Jefferson	1,270
Dunnellon, Marion	1,270
Edgewater, Volusia	1,266
Palm Springs, Palm Beach	1,264
Alachua, Alachua	1,247
Debary, Volusia	1,235
Indiantown, Martin	1,228
Belleview, Marion	1,219
Graceville, Jackson	1,217
North Palm Beach, Palm Beach	1,179
Century, Escambia	1,164
Lantana, Palm Beach	1,161
South Miami, Dade	1,124
Newberry, Alachua	1,120
Lecanto, Citrus	1,097
Havana, Gadsden	1,076

COVID-19: characteristics of 1,916,774 Florida resident cases

Data through Mar 8, 2021 verified as of Mar 9, 2021 at 09:25 AM

Data in this report are provisional and subject to change.

The table below includes the cities and counties of residence for cases in Florida residents based on the patient's ZIP Code. Note that city is not always received as part of the initial notification and may be missing while the case is being investigated.

City and county	Cases
Ellenton, Manatee	1,072
El Portal, Dade	1,068
Williston, Levy	1,065
Safety Harbor, Pinellas	1,058
Hilliard, Nassau	1,053
Jensen Beach, Martin	1,051
Beverly Hills, Citrus	1,035
Blountstown, Calhoun	1,030
Freeport, Walton	1,030
Jasper, Hamilton	1,019
Satellite Beach, Brevard	1,004
Lauderhill, Broward	993
Trenton, Gilchrist	978
Wildwood, Sumter	964
Wewahitchka, Gulf	956
Wilton Manors, Broward	950
Nokomis, Sarasota	939
Sanderson, Baker	938
Keystone Heights, Clay	928
Englewood, Charlotte	917
Hernando, Citrus	914
Mary Esther, Okaloosa	911
Fellsmere, Indian River	904
Everglades National Park, Dade	901
Frostproof, Polk	899
Key Largo, Monroe	893
Polk City, Polk	879
Fisher Island, Dade	877
Dunnellon, Citrus	873
Port Saint Joe, Gulf	871
Bushnell, Sumter	868
Shalimar, Okaloosa	861
Medley, Dade	852
Lauderdale Lakes, Broward	851
Moore Haven, Glades	848
Coleman, Sumter	831
Bristol, Liberty	814
Cross City, Dixie	805
Pahokee, Palm Beach	803
South Bay, Palm Beach	792
Marco Island, Collier	775
Fort Meade, Polk	763
Cocoa Beach, Brevard	762
Chiefland, Levy	756
High Springs, Alachua	745
Glen Saint Mary, Baker	739
Chattahoochee, Gadsden	729
Sorrento, Lake	728
Indialantic, Brevard	722
Minneola, Lake	721
Spring Hill, Pasco	720
Englewood, Sarasota	720
Trinity, Pasco	717
Olympia Heights, Dade	704
Thonotosassa, Hillsborough	704
Uleta, Dade	702
Crescent City, Putnam	695
Miramar Beach, Walton	692
Fruitland Park, Lake	692

COVID-19: characteristics of 1,916,774 Florida resident cases

Data through Mar 8, 2021 verified as of Mar 9, 2021 at 09:25 AM

Data in this report are provisional and subject to change.

The table below includes the cities and counties of residence for cases in Florida residents based on the patient's ZIP Code. Note that city is not always received as part of the initial notification and may be missing while the case is being investigated.

City and county	Cases
Interlachen, Putnam	685
Coral, Dade	678
Marathon, Monroe	673
Southwest Ranches, Broward	671
Lawtey, Bradford	662
Fort Myers Beach, Lee	658
Bowling Green, Hardee	655
Umatilla, Lake	654
Old Town, Dixie	651
Jacksonville, St. Johns	640
Lake Alfred, Polk	635
Fort White, Columbia	628
Neptune Beach, Duval	619
West Melbourne, Brevard	617
Silver Springs, Marion	599
Baker, Okaloosa	582
Bronson, Levy	560
Belle Isle, Orange	559
Weeki Wachee, Hernando	554
South Daytona, Volusia	553
Clearwater Beach, Pinellas	552
Sneads, Jackson	549
Palm Beach, Palm Beach	548
Jay, Santa Rosa	537
Gulfport, Pinellas	532
Bunnell, Flagler	522
Surfside, Dade	521
Carrabelle, Franklin	521
Mascotte, Lake	499
Hawthorne, Alachua	492
Sweetwater, Dade	489
Molino, Escambia	483
Rotunda West, Charlotte	479
Cottondale, Jackson	478
Citra, Marion	472
Oakland, Orange	471
Oxford, Sumter	466
Midway, Gadsden	463
Zolfo Springs, Hardee	460
Florida State University, Leon	456
Ocklawaha, Marion	452
Youngstown, Bay	451
Myakka City, Manatee	451
Cape Canaveral, Brevard	450
East Palatka, Putnam	447
Melbourne Beach, Brevard	445
Mims, Brevard	440
Tavernier, Monroe	433
Altha, Calhoun	424
Indian Harbour Beach, Brevard	423
Dundee, Polk	422
Branford, Suwannee	419
Bell, Gilchrist	418
Alva, Lee	416
Celebration, Osceola	412
Flagler Beach, Flagler	411
Apalachicola, Franklin	406
Bal Harbour, Dade	400
Centerville, Leon	394

COVID-19: characteristics of 1,916,774 Florida resident cases

Data through Mar 8, 2021 verified as of Mar 9, 2021 at 09:25 AM

Data in this report are provisional and subject to change.

The table below includes the cities and counties of residence for cases in Florida residents based on the patient's ZIP Code. Note that city is not always received as part of the initial notification and may be missing while the case is being investigated.

City and county	Cases
Haverhill, Palm Beach	382
Archer, Alachua	376
De Leon Springs, Volusia	369
Eagle Lake, Polk	367
Webster, Sumter	365
Hastings, St. Johns	363
Raiford, Union	361
Osprey, Sarasota	355
Grand Ridge, Jackson	353
Floral City, Citrus	349
West Miami, Dade	347
Tequesta, Palm Beach	341
Greenville, Madison	334
Lake Park, Palm Beach	333
Holly Hill, Volusia	329
Grand Island, Lake	324
Ave Maria, Collier	323
Vernon, Washington	319
Chuluota, Seminole	317
Pierson, Volusia	317
Jennings, Hamilton	314
Malone, Jackson	312
Montverde, Lake	312
Satsuma, Putnam	305
Eastpoint, Franklin	301
Indian Rocks Beach, Pinellas	300
Gotha, Orange	298
Laurel Hill, Okaloosa	296
Sebastian, Brevard	296
Melrose, Putnam	293
Westville, Holmes	293
Kenneth City, Pinellas	291
Bryceville, Nassau	289
Alafaya, Orange	286
Elkton, St. Johns	286
Fort Mccoy, Marion	285
Valparaiso, Okaloosa	285
Reddick, Marion	284
Lehigh, Lee	283
Malabar, Brevard	278
Missing, Volusia	276
Greenwood, Jackson	270
Missing, Orange	269
Lake Panasoffkee, Sumter	269
Ponce De Leon, Holmes	268
O Brien, Suwannee	267
Anthony, Marion	266
Winter Park, Seminole	265
San Antonio, Pasco	262
Belleair, Pinellas	254
Geneva, Seminole	252
Morrison, Levy	249
Greenacres, Palm Beach	248
Inlet Beach, Walton	241
South Pasadena, Pinellas	237
Eglin Air Force Base, Okaloosa	233
Sanibel, Lee	233
Lee, Madison	233
Edgewood, Orange	232

COVID-19: characteristics of 1,916,774 Florida resident cases

Data through Mar 8, 2021 verified as of Mar 9, 2021 at 09:25 AM

Data in this report are provisional and subject to change.

The table below includes the cities and counties of residence for cases in Florida residents based on the patient's ZIP Code. Note that city is not always received as part of the initial notification and may be missing while the case is being investigated.

City and county	Cases
Fountain, Bay	231
Southport, Bay	229
Fern Park, Seminole	227
Hallandale Beach, Broward	225
Kindred, Osceola	223
White Springs, Hamilton	222
Weirsdale, Marion	220
Hosford, Liberty	219
Gretna, Gadsden	219
University Of Central Fl, Orange	214
Longboat Key, Manatee	214
Wellborn, Suwannee	213
Mcdavid, Escambia	203
Holt, Okaloosa	202
Astatula, Lake	198
Islamorada, Monroe	197
Saint James City, Lee	197
Bay Harbor Islands, Dade	197
Lakewood Ranch, Manatee	192
Juno Beach, Palm Beach	190
Holmes Beach, Manatee	189
Micanopy, Alachua	189
Mcalpin, Suwannee	188
Poinciana, Polk	188
Howey-In-The-Hills, Lake	188
Sopchoppy, Wakulla	183
Azalea Park, Orange	183
Altoona, Lake	183
Zellwood, Orange	182
The Villages, Marion	181
Alford, Jackson	181
Madeira Beach, Pinellas	179
Babson Park, Polk	177
Atlantis, Palm Beach	175
The Villages, Lake	172
Lake Helen, Volusia	166
Lauderdale By The Sea, Broward	166
Mangonia Park, Palm Beach	164
Caryville, Washington	161
Center Hill, Sumter	160
University Of Miami, Dade	158
Summerland Key, Monroe	157
Golden Beach, Dade	156
Pomona Park, Putnam	155
Odessa, Pasco	155
Viera, Brevard	153
Bokeelia, Lee	150
Osteen, Volusia	149
Cutler Bay, Dade	148
Rocky Point, Hillsborough	148
Lockhart, Orange	146
University Of Fl, Alachua	145
Bay Lake, Orange	145
Oak Hill, Volusia	144
Grant-Valkaria, Brevard	141
Hiawassee, Orange	139
Hypoluxo, Palm Beach	139
Ponce Inlet, Volusia	139
Clair-Mel City, Hillsborough	138

COVID-19: characteristics of 1,916,774 Florida resident cases

Data through Mar 8, 2021 verified as of Mar 9, 2021 at 09:25 AM

Data in this report are provisional and subject to change.

The table below includes the cities and counties of residence for cases in Florida residents based on the patient's ZIP Code. Note that city is not always received as part of the initial notification and may be missing while the case is being investigated.

City and county	Cases
Citrus Springs, Citrus	136
Lutz, Pasco	136
Hollister, Putnam	134
Sumterville, Sumter	134
Carrollwood, Hillsborough	129
Lady Lake, Sumter	128
Baldwin, Duval	128
Hampton, Bradford	125
San Mateo, Putnam	123
Apopka, Seminole	123
Paisley, Lake	123
Steinhatchee, Taylor	122
Inglis, Levy	121
Big Pine Key, Monroe	120
Matlacha, Lee	119
Clarksville, Calhoun	119
Christmas, Orange	118
Lake Hamilton, Polk	118
Cloud Lake, Palm Beach	117
Kendall, Dade	116
Missing, Lee	114
Placida, Charlotte	112
University Of Central Florida, Orange	111
Belleair Beach, Pinellas	109
Callaway, Bay	107
Buena Ventura Lakes, Osceola	106
Panacea, Wakulla	105
Tierra Verde, Pinellas	104
West Park, Broward	104
Temple Terrace, Hillsborough	101
Brooker, Bradford	101
Dinsmore, Duval	101
Hurlburt Field, Okaloosa	100
Lamont, Jefferson	100
Astor, Lake	100
Saint Leo, Pasco	99
Seville, Volusia	99
South Fort Myers, Lee	98
Harmony, Osceola	97
Barry University, Dade	97
Canal Point, Palm Beach	96
Lighthouse Point, Broward	96
Florahome, Putnam	94
Bascom, Jackson	94
Cedar Key, Levy	94
Waldo, Alachua	92
Barefoot Bay, Brevard	92
Florida Gulf Coast Univ, Lee	91
Missing, St. Johns	91
Fruit Cove, St. Johns	90
Bradenton Beach, Manatee	90
Dania Beach, Broward	89
Tyndall Air Force Base, Bay	89
University Of South Florida, Hillsborough	88
Maitland, Seminole	87
Pinetta, Madison	87
City Of Sunrise, Broward	85
Crystal Beach, Pinellas	84
Kathleen, Polk	83

COVID-19: characteristics of 1,916,774 Florida resident cases

Data through Mar 8, 2021 verified as of Mar 9, 2021 at 09:25 AM

Data in this report are provisional and subject to change.

The table below includes the cities and counties of residence for cases in Florida residents based on the patient's ZIP Code. Note that city is not always received as part of the initial notification and may be missing while the case is being investigated.

City and county	Cases
Lorida, Highlands	82
Missing, Marion	82
F M, Lee	80
Sunny Isles Beach, Dade	78
Missing, St. Lucie	76
Missing, Pinellas	75
Welaka, Putnam	75
Ocean Ridge, Palm Beach	75
Palma Ceia, Hillsborough	74
Fort Denaud, Hendry	74
Eatonville, Orange	73
Avon Park, Polk	73
Patrick Air Force Base, Brevard	72
Yalaha, Lake	70
Campbellton, Jackson	70
Saint Pete Beach, Pinellas	69
Air Mail Facility, Dade	69
Ochopee, Collier	69
Princeton, Dade	67
Boca Grande, Lee	66
Greensboro, Gadsden	65
North Venice, Sarasota	64
Stock Island, Monroe	63
Anna Maria, Manatee	62
Reunion, Osceola	60
Cudjoe Key, Monroe	59
Bonita Beach, Lee	59
Mexico Beach, Bay	58
Destin, Walton	58
Georgetown, Putnam	58
Bellview, Escambia	57
North Redington Beach, Pinellas	57
Orlando, Seminole	57
Missing, Duval	56
Felda, Hendry	55
Missing, Santa Rosa	54
Miami, Unknown	54
Micco, Brevard	54
Lake Suzy, Desoto	54
Missing, Lake	54
Ona, Hardee	53
Missing, Pasco	53
Treasure Island, Pinellas	52
Walnut Hill, Escambia	51
Orlando, Dade	51
Northdale, Hillsborough	51
Heathrow, Seminole	51
Miami Springs, Dade	51
Singer Island, Palm Beach	51
Okahumpka, Lake	50
Duette, Manatee	49
Palm Beach Shores, Palm Beach	49
Salt Springs, Marion	49
Aloma, Orange	49
Enterprise, Volusia	47
Miromar Lakes, Lee	47
Cinco Bayou, Okaloosa	47
Town N Country, Hillsborough	47
University Of Tampa, Hillsborough	46

COVID-19: characteristics of 1,916,774 Florida resident cases

Data through Mar 8, 2021 verified as of Mar 9, 2021 at 09:25 AM

Data in this report are provisional and subject to change.

The table below includes the cities and counties of residence for cases in Florida residents based on the patient's ZIP Code. Note that city is not always received as part of the initial notification and may be missing while the case is being investigated.

City and county	Cases
Highland City, Polk	45
Missing, Palm Beach	45
Intercession City, Osceola	45
Sewalls Point, Martin	44
Florence Villa, Polk	44
Waverly, Polk	44
Terra Ceia, Manatee	44
Eaton Park, Polk	43
Orlando, Osceola	43
Gulf Breeze, Escambia	43
Manalapan, Palm Beach	42
Key Colony Beach, Monroe	41
Village Of Wellington, Palm Beach	41
Kenansville, Osceola	41
Saint Johns, Duval	40
Ebro, Washington	40
Green Acres, Palm Beach	40
Lacoochee, Pasco	39
Orlando, Broward	39
Bayonet Point, Pasco	38
Village Wellington, Palm Beach	38
Naranja, Dade	38
Florida International Univ, Dade	38
Florida A And M University, Leon	37
Ponte Vedra, Duval	37
Orlando, Volusia	37
Missing, Sumter	35
Orlando, Polk	35
Hialeah Gardens, Dade	35
Tice, Lee	34
Highland Beach, Palm Beach	34
Missing, Broward	34
Flemington, Marion	34
Pasadena, Pinellas	34
Cortez, Manatee	33
Palm Shores, Brevard	33
Bagdad, Santa Rosa	32
Homeland, Polk	32
Bay Pines, Pinellas	32
Missing, Hillsborough	32
Dowling Park, Suwannee	32
Bonaventure, Broward	32
Eloise, Polk	31
Lulu, Columbia	31
Lakeshore, Polk	31
Venus, Highlands	31
Miami Shores, Dade	31
Penney Farms, Clay	30
Davenport, Osceola	30
Siesta Key, Sarasota	30
Miami, Broward	30
Nocatee, Desoto	30
Stetson University, Volusia	29
Missing, Seminole	29
Orlando, Hillsborough	29
Mcintosh, Marion	29
North Bay Village, Dade	29
Hallandale Beach, Broward	29
Jupiter, Martin	29

COVID-19: characteristics of 1,916,774 Florida resident cases

Data through Mar 8, 2021 verified as of Mar 9, 2021 at 09:25 AM

Data in this report are provisional and subject to change.

The table below includes the cities and counties of residence for cases in Florida residents based on the patient's ZIP Code. Note that city is not always received as part of the initial notification and may be missing while the case is being investigated.

City and county	Cases
Bonita Springs, Collier	29
Lealman, Pinellas	29
Horseshoe Beach, Dixie	28
Bayshore Gardens, Manatee	28
Pensacola Beach, Santa Rosa	28
Kinard, Calhoun	28
South Palm Beach, Palm Beach	28
Univ Of Fl Student Dorms, Alachua	28
Poinciana, Osceola	27
Saint Marks, Wakulla	27
Florida State, Leon	27
Caryville, Holmes	27
City Of Westlake, Palm Beach	27
Chokoloskee, Collier	26
Alturas, Polk	26
Palmdale, Glades	26
Little Torch Key, Monroe	26
Wekiva Springs, Seminole	26
Pine Hills, Orange	26
Homosassa Springs, Citrus	26
Indian Lake Estates, Polk	25
Missing, Monroe	25
Tangerine, Orange	25
Long Key, Monroe	25
South Miami Heights, Dade	25
Labelle, Glades	24
Hawthorne, Putnam	24
Fort Lauderdale, Dade	24
Westchase, Hillsborough	24
Santa Fe, Alachua	24
Missing, Escambia	24
Earleton, Alachua	24
Goulds, Dade	23
New Smyrna, Volusia	23
Archer, Levy	23
Pembroke Park, Broward	23
Bradley, Polk	23
Westlake, Palm Beach	23
Wausau, Washington	22
Yankeetown, Levy	22
Paxton, Walton	22
Florida Dept Of Corrections, Union	22
Sparr, Marion	22
Sydney, Hillsborough	22
Citrus Ridge, Indian River	22
Kissimmee, Orange	22
La Crosse, Alachua	22
Ridge Manor, Pasco	22
Missing, Manatee	22
Balm, Hillsborough	22
Sugarloaf Key, Monroe	22
Tioga, Alachua	22
Orange Lake, Marion	22
Wabasso, Indian River	21
Perdido Key, Escambia	21
Everglades City, Collier	21
Bonifay, Washington	21
Bostwick, Putnam	21
Loughman, Polk	21

COVID-19: characteristics of 1,916,774 Florida resident cases

Data through Mar 8, 2021 verified as of Mar 9, 2021 at 09:25 AM

Data in this report are provisional and subject to change.

The table below includes the cities and counties of residence for cases in Florida residents based on the patient's ZIP Code. Note that city is not always received as part of the initial notification and may be missing while the case is being investigated.

City and county	Cases
Plymouth, Orange	20
Missing, Okaloosa	20
Laud-By-The-Sea, Broward	20
Indian River Shores, Indian River	20
Florida International University, Dade	20
Pine Castle, Orange	20
Branford, Lafayette	20
Missing, Citrus	20
Sun City, Hillsborough	19
Babcock Ranch, Lee	19
Mexico Beach, Gulf	19
Lowell, Marion	19
Mango, Hillsborough	19
Parker, Bay	19
Missing, Indian River	19
Wildlight, Nassau	19
Missing, Brevard	19
Fort Ogden, Desoto	19
Crystal Springs, Pasco	19
Redington Shores, Pinellas	19
Champions Gate, Polk	18
Orlando, Palm Beach	18
Hollywood, Dade	18
Candler, Marion	18
Jensen Beach, St. Lucie	18
Goodland, Collier	18
Maxville, Duval	18
Nalcrest, Polk	17
Nichols, Polk	17
Trenton, Levy	17
Graceville, Holmes	17
Jacksonville, Unknown	16
West Panama City Beach, Bay	16
Ramrod Key, Monroe	16
Missing, Collier	16
Orlando, Pinellas	16
Forest City, Orange	16
Union Park, Orange	16
Suwannee, Dixie	16
Gulf Stream, Palm Beach	16
High Springs, Gilchrist	16
Gulf Hammock, Levy	16
Hernando Beach, Hernando	16
Shady Hills, Pasco	16
Tallevast, Manatee	15
Lakewood Ranch, Sarasota	15
Hutchinson Island, St. Lucie	15
White Springs, Columbia	15
Webster, Hernando	15
Lake City, Suwannee	15
Otter Creek, Levy	15
Woodville, Leon	15
Wewahitchka, Calhoun	15
Brooksville, Pasco	15
Golden Oak, Orange	15
Lake Buena Vista, Orange	15
Buckingham, Lee	14
Saint Lucie West, St. Lucie	14
Winter Garden, Lake	14

COVID-19: characteristics of 1,916,774 Florida resident cases

Data through Mar 8, 2021 verified as of Mar 9, 2021 at 09:25 AM

Data in this report are provisional and subject to change.

The table below includes the cities and counties of residence for cases in Florida residents based on the patient's ZIP Code. Note that city is not always received as part of the initial notification and may be missing while the case is being investigated.

City and county	Cases
Murdock, Charlotte	14
Village Of Palmetto Bay, Dade	14
Mount Dora, Orange	14
Missing, Bay	14
Laurel Hill, Walton	14
Copeland, Collier	14
Kingsley Lake, Bradford	13
Gonzalez, Escambia	13
Steinhatchee, Dixie	13
Wahneta, Polk	13
Graham, Bradford	13
Missing, Martin	13
Braden River, Manatee	13
Orlando, Brevard	13
Saint George Island, Franklin	13
Trilby, Pasco	13
Daytona Beach Shores, Volusia	13
Hialeah, Unknown	13
Orlando, Lake	13
Belleair Bluffs, Pinellas	13
Lake Monroe, Seminole	13
Johns Pass Village, Pinellas	13
Watersound, Walton	13
Choctaw Beach, Okaloosa	12
Eau Gallie, Brevard	12
Orlando, Unknown	12
Fort Charlotte, Charlotte	12
Unknown, Dade	12
Long Boat Key, Manatee	12
Holder, Citrus	12
Mount Plymouth, Lake	12
Missing, Putnam	12
Roseland, Indian River	12
Durant, Hillsborough	12
Florida State Univ Admin, Leon	12
Pensacola Beach, Escambia	12
Rosemary Beach, Walton	12
Ozona, Pinellas	11
Indian Creek Village, Dade	11
Naples, Lee	11
Babcock Ranch, Charlotte	11
Citrus Hills, Citrus	11
Orlando, Leon	11
Missing, Unknown	11
Greenville, Taylor	11
Deer Island, Lake	11
East Lake, Marion	11
Alys Beach, Bay	11
Deerfield Beach, Palm Beach	11
Captiva, Lee	10
Lake Como, Putnam	10
Missing, Polk	10
University Park, Manatee	10
Grandin, Putnam	10
Gibsonia, Polk	10
Redington Beach, Pinellas	10
Telogia, Liberty	10
Hillsboro Beach, Broward	10
Passport, Unknown	10

COVID-19: characteristics of 1,916,774 Florida resident cases

Data through Mar 8, 2021 verified as of Mar 9, 2021 at 09:25 AM

Data in this report are provisional and subject to change.

The table below includes the cities and counties of residence for cases in Florida residents based on the patient's ZIP Code. Note that city is not always received as part of the initial notification and may be missing while the case is being investigated.

City and county	Cases
Seacrest, Walton	10
Orlando, Duval	10
Dade City, Hernando	10
Leisure City, Dade	10
Missing, Nassau	10
Los Angeles, Dade	10
Lloyd, Jefferson	9
Lamont, Madison	9
Forest City, Seminole	9
Haines Creek, Lake	9
Cypress, Jackson	9
Boca Raton, Broward	9
Rubonia, Manatee	9
Umatilla, Marion	9
Grant Valkaria, Brevard	9
Briny Breezes, Palm Beach	9
Nobleton, Hernando	9
Perrine, Dade	9
Saint Augustine, Duval	9
West Delray Beach, Palm Beach	9
Elfers, Pasco	9
Fanning Springs, Gilchrist	9
Day, Lafayette	9
Sea Ranch Lakes, Broward	9
Palma Sola, Manatee	9
Missing, Taylor	9
Innovation, Pasco	9
Cottondale, Washington	9
Beverly Beach, Flagler	9
White City, Gulf	8
Worthington Springs, Union	8
Pine Ridge, Citrus	8
Seybold, Dade	8
Palm City, St. Lucie	8
Putnam Hall, Putnam	8
Cross Creek, Alachua	8
Fairfield, Marion	8
Fort Walton Beach, Unknown	8
Ferndale, Lake	8
Barberville, Volusia	8
Jerome, Collier	8
Ponce De Leon, Walton	8
Missing, Clay	8
Goldenrod, Seminole	8
Evinston, Alachua	8
Salem, Taylor	8
Virginia Gardens, Dade	8
Orange Springs, Marion	8
Fernandina, Nassau	7
Port Saint John, Brevard	7
Orange Park, Duval	7
Basinger, Okeechobee	7
Missing, Flagler	7
University Of Central Fl, Hillsborough	7
Orlando, Pasco	7
Longboat Key, Sarasota	7
Keystone Heights, Bradford	7
Fort Lauderdale, Unknown	7
Miami Gardens, Broward	7

COVID-19: characteristics of 1,916,774 Florida resident cases

Data through Mar 8, 2021 verified as of Mar 9, 2021 at 09:25 AM

Data in this report are provisional and subject to change.

The table below includes the cities and counties of residence for cases in Florida residents based on the patient's ZIP Code. Note that city is not always received as part of the initial notification and may be missing while the case is being investigated.

City and county	Cases
Indian Shores, Pinellas	7
River Ranch, Polk	7
Saint Augustine Beach, St. Johns	7
Niceville, Walton	7
Orlando, Alachua	7
Switzerland, St. Johns	7
Maitland, Volusia	7
Aripeka, Pasco	7
Holt, Santa Rosa	7
Orlando, Flagler	6
Orlando, Marion	6
Sunny Hills, Washington	6
Okeechobee, Glades	6
Quail Heights, Dade	6
Punta Gorda, Lee	6
Valkaria, Brevard	6
Labelle, Lee	6
Missing, Walton	6
Maitland, Hillsborough	6
Winter Park, Polk	6
Winderemere, Orange	6
Grove City, Charlotte	6
Coco River, Collier	6
Eglin, Okaloosa	6
Miccosukee, Leon	6
Glenwood, Volusia	6
Pensacola, Unknown	6
Orchid, Indian River	6
Ybor City, Hillsborough	6
Morrison, Marion	6
Duck Key, Monroe	6
Newberry, Gilchrist	6
Mayport Naval Station, Duval	6
Lake Butler, Bradford	6
East Rockland Key, Monroe	6
Bradenton, Sarasota	6
Maitland, Osceola	6
Inglis, Citrus	6
Hollywood, Unknown	5
Ocoee, Lake	5
Okeechobee, Martin	5
N/A, Unknown	5
Pompano Beach, Palm Beach	5
Orlando, Manatee	5
Wakulla Springs, Wakulla	5
Fort Lauderdale, Lee	5
Alys Beach, Walton	5
Anastasia Island, St. Johns	5
Miami Beach, Unknown	5
Missing, Alachua	5
Point Washington, Walton	5
University Of Central Fl, Martin	5
Williston, Marion	5
Psl, Unknown	5
San Carlos Park, Lee	5
Pompano Beach, Unknown	5
Bayou George, Bay	5
Boynton Beach, Broward	5
Miramar, Dade	5

COVID-19: characteristics of 1,916,774 Florida resident cases

Data through Mar 8, 2021 verified as of Mar 9, 2021 at 09:25 AM

Data in this report are provisional and subject to change.

The table below includes the cities and counties of residence for cases in Florida residents based on the patient's ZIP Code. Note that city is not always received as part of the initial notification and may be missing while the case is being investigated.

City and county	Cases
Missing, Osceola	5
Miami Gardens, Unknown	5
Kissimmee, Unknown	5
Jacksonville Naval Air Station, Duval	5
Fort Lauderdale, Palm Beach	5
Clarcona, Orange	5
Ebro, Bay	5
Bruce, Holmes	5
Hialeah, Broward	5
Westchester, Dade	5
Ocean Breeze, Martin	5
Port Salerno, Martin	5
Missing, Columbia	5
Missing, Highlands	5
Missing, Sarasota	5
Scottsmoor, Brevard	5
Stuart, St. Lucie	5
Pass, Unknown	5
Miami, Palm Beach	5
Shady Grove, Taylor	5
Missing, Leon	5
Milton, Escambia	5
Inlet Beach, Bay	5
Mayport, Duval	5
Deland, Lake	5
Marina Del Rey, Dade	4
Greenville, Jefferson	4
Missing, Hernando	4
Oklawaha, Marion	4
Port Charlotte, Unknown	4
West Bradenton, Manatee	4
Live Oak, Madison	4
Loxahatchee Groves, Palm Beach	4
Pensacola, Santa Rosa	4
Glen Ridge, Palm Beach	4
Coconut Creek, Palm Beach	4
Margate, Unknown	4
Melrose, Bradford	4
Mid Florida, Seminole	4
Highland Park, Polk	4
Los Angeles, Broward	4
Lamont, Taylor	4
Lazy Lake, Broward	4
Sugarloaf, Monroe	4
Branford, Gilchrist	4
Cape Haze, Charlotte	4
Clewiston, Palm Beach	4
Conch Key, Monroe	4
Okeechobee, Osceola	4
Sandestin, Walton	4
Seacrest, Bay	4
Pompano Beach, Dade	4
Naples, Unknown	4
High Springs, Columbia	4
Hinsdale, Manatee	4
Bella Collina, Lake	4
El Jobean, Charlotte	4
Weirsdale, Lake	4
Oneco, Manatee	4

COVID-19: characteristics of 1,916,774 Florida resident cases

Data through Mar 8, 2021 verified as of Mar 9, 2021 at 09:25 AM

Data in this report are provisional and subject to change.

The table below includes the cities and counties of residence for cases in Florida residents based on the patient's ZIP Code. Note that city is not always received as part of the initial notification and may be missing while the case is being investigated.

City and county	Cases
Indian Rock Beach, Pinellas	4
International Service Center, Dade	4
Island Grove, Alachua	4
Bowling Green, Polk	4
Cypress Gardens, Polk	4
Crestview, Walton	3
Cross Key, Monroe	3
Cape San Blas, Gulf	3
Apopka, Lake	3
Mayport Naval Housing, Duval	3
Green Cove Springs, Duval	3
Fernandina Beach, Duval	3
Fpo, Duval	3
Monticello, Madison	3
Vernon, Bay	3
Samoset, Manatee	3
San Fernando, Unknown	3
Alford, Washington	3
Altamonte Springs, Orange	3
Jonesville, Alachua	3
Julington Creek, St. Johns	3
Jupiter Island, Martin	3
Longwood, Unknown	3
Mims, Volusia	3
Miramar, Unknown	3
Marco Island, Lee	3
Pembroke Pines, Unknown	3
Ocean Reef Club, Monroe	3
Vero Beach, St. Lucie	3
Sorrento, Orange	3
Stuart, Palm Beach	3
Chicago, Lee	3
Coraopolis, Citrus	3
Champions Gate, Osceola	3
Bristol, Calhoun	3
Jacksonville, Alachua	3
North Fort Myers, Charlotte	3
Milligan, Okaloosa	3
Westville, Walton	3
Wacissa, Jefferson	3
Land O Lakes, Hillsborough	3
Lady Lake, Marion	3
Fisher Island, Unknown	3
Jacksonville , Duval	3
Bay Harbor Islands, Unknown	3
Ft Pierce, St. Lucie	3
Jacksonville, Dade	3
Inverness, Polk	3
Lake Worth, Broward	3
Pass, Dade	3
Vero Beach, Brevard	3
Brewton, Escambia	3
Apopka, Broward	3
Lake Harbor, Palm Beach	3
Lanark Village, Franklin	3
Maitland, Polk	3
Pp, Dade	3
Pp, Unknown	3
Orem, Palm Beach	3

COVID-19: characteristics of 1,916,774 Florida resident cases

Data through Mar 8, 2021 verified as of Mar 9, 2021 at 09:25 AM

Data in this report are provisional and subject to change.

The table below includes the cities and counties of residence for cases in Florida residents based on the patient's ZIP Code. Note that city is not always received as part of the initial notification and may be missing while the case is being investigated.

City and county	Cases
Woodside, Broward	3
Lynbrook, Broward	3
Miami, Orange	3
Lake Geneva, Clay	3
Lake City, Duval	3
Lakeland, Hillsborough	3
Immokalee, Lee	3
Hallandale Beach, Unknown	3
Fort Myers, Unknown	3
Bradington, Manatee	3
Blountstown, Liberty	3
Village Of Golf, Palm Beach	3
Wildwood, Marion	3
Saint Augusaintine Beach, St. Johns	3
Palm Coast, Volusia	3
Port Saint Lucie, Martin	3
Saint Petersburg, Hillsborough	3
Tampa Palms, Hillsborough	3
Tampa, Pinellas	3
Pineland, Lee	3
Winter Garden, Seminole	3
Tarpon Springs, Pasco	3
Jacksonville, Clay	3
Ludlam, Dade	3
Laurel, Sarasota	3
Clermont, Orange	3
Clermont, Polk	2
Bronx, Seminole	2
Doctors Inlet, Clay	2
Bonifay, Jackson	2
Bonnie, Sarasota	2
Lecanto, Marion	2
Lake Helen, Orange	2
Maitland, Leon	2
Melrose, Alachua	2
Fort Myers, Collier	2
Fort Pierce, Martin	2
West Palm Beach, Dade	2
Weston, Dade	2
Winter Park, Leon	2
Redland, Dade	2
Olustee, Baker	2
Orlando, Santa Rosa	2
Orlando, Charlotte	2
Palm Springs North, Dade	2
Miami Shores, Broward	2
Phoenix, Lake	2
Mount Pleasant, Gadsden	2
None, Dade	2
Navarre, Okaloosa	2
Seven Springs, Pasco	2
Upper Key Largo, Monroe	2
University Of Central Florida, Brevard	2
West Palm Beach, Broward	2
West Villages, Sarasota	2
Zellwood, Lake	2
Blountstown, Jackson	2
Alligator Point, Franklin	2
Coconut Creek, Unknown	2

COVID-19: characteristics of 1,916,774 Florida resident cases

Data through Mar 8, 2021 verified as of Mar 9, 2021 at 09:25 AM

Data in this report are provisional and subject to change.

The table below includes the cities and counties of residence for cases in Florida residents based on the patient's ZIP Code. Note that city is not always received as part of the initial notification and may be missing while the case is being investigated.

City and county	Cases
Crawfordville, Leon	2
Eatonville, Lake	2
Hallandale Beach, Dade	2
Lawtey, Union	2
Lutz, Pinellas	2
Los Angeles, Okaloosa	2
Wekiwa Springs, Seminole	2
Wimauma, Manatee	2
University Of Central Florida, Palm Beach	2
University Of Central Florida, Pinellas	2
Provo, Broward	2
Portland, Unknown	2
Sumatra, Liberty	2
Maitland, Lake	2
Hialeah Lakes, Dade	2
Hialeah, Orange	2
Moore Haven, Hendry	2
Naples, Broward	2
Cassadaga, Volusia	2
Fort Walton Beach, Walton	2
Duke Field Air Force Station, Okaloosa	2
Dunnellon, Levy	2
University Of Central Florida, Broward	2
Orlando, Okaloosa	2
Saint Teresa, Wakulla	2
Ridge Manor Estates, Sumter	2
Maitland, Pasco	2
Miamt, Dade	2
Ocala, Unknown	2
Madison, Unknown	2
Florida Power & Light Co, Dade	2
Amelia City, Nassau	2
Apopka, Unknown	2
Alligator Point, Wakulla	2
Chipley, Jackson	2
Fort Lauderdale, Alachua	2
Deerfield Beach, Unknown	2
Doral, Unknown	2
Brooklyn, Broward	2
Cross City, Taylor	2
Carl Fisher, Dade	2
Jupiter, Dade	2
Homeless, Hillsborough	2
Lakeland, Unknown	2
Micanopy, Marion	2
Sutton, Pasco	2
Tampa, Unknown	2
Windermere, Lake	2
Red Bay, Holmes	2
Saint Marys, Nassau	2
Pembroke Lakes, Broward	2
Port Saint Lucie, Palm Beach	2
Melrose, Clay	2
Mesa, Unknown	2
Marina Del Rey, Broward	2
Longview, Dade	2
Jacksonville, Nassau	2
Jacksonville Naval Hospital, Duval	2
Hosford, Calhoun	2

COVID-19: characteristics of 1,916,774 Florida resident cases

Data through Mar 8, 2021 verified as of Mar 9, 2021 at 09:25 AM

Data in this report are provisional and subject to change.

The table below includes the cities and counties of residence for cases in Florida residents based on the patient's ZIP Code. Note that city is not always received as part of the initial notification and may be missing while the case is being investigated.

City and county	Cases
Aventura, Broward	2
000000, Unknown	2
Dfafs, Okaloosa	2
Summerfield, Unknown	2
Tampa, Hernando	2
Sharpes, Brevard	2
Sebring, Desoto	2
Saint Lucie Village, St. Lucie	2
Ormond Beach, Flagler	2
Noma, Holmes	2
Orlando, Lee	2
Panama City, Unknown	2
Pembroke Pines, Dade	2
Vero Beach, Unknown	2
Wauchula, Desoto	2
Yeehaw, Okeechobee	2
Venice, Dade	2
West Palm Beach, Unknown	2
Windermere, Hillsborough	2
Winter Park, Volusia	2
Winter Springs, Orange	2
Okeechobee, Highlands	2
Orlando, Escambia	2
Pompano Beach, Osceola	2
Port Charlotte, Lee	2
Port St. Lucie, St. Lucie	2
Sand Lake, Orange	2
University Of Central Fl, Seminole	2
Union, Manatee	2
Marathon Shores, Monroe	2
Miami, Martin	2
Long Beach, Orange	2
New Port Richey, Hillsborough	2
Jena, Taylor	2
Lauderhill, Unknown	2
Labelle, Collier	2
At Large, Broward	2
Bonnie, Dade	2
Boys Ranch, Suwannee	2
Eatonville, Polk	2
Delray Beach, Broward	2
Fort Pierce, Brevard	2
Graceville, Unknown	2
Sarasota, Unknown	2
Seguin, Unknown	2
Sunrise, Unknown	2
Tampa, Broward	2
Tarpon Springs, Hillsborough	2
Oakland Park, Unknown	2
Orlando, Collier	2
Orlando, St. Lucie	2
Plantation Key, Monroe	2
Port Canaveral, Brevard	2
Marysville, Dade	2
Callahan, Duval	2
Dade City, Unknown	2
Cibolo, Orange	2
Claysville, Hernando	2
Crescent Beach, Sarasota	2

COVID-19: characteristics of 1,916,774 Florida resident cases

Data through Mar 8, 2021 verified as of Mar 9, 2021 at 09:25 AM

Data in this report are provisional and subject to change.

The table below includes the cities and counties of residence for cases in Florida residents based on the patient's ZIP Code. Note that city is not always received as part of the initial notification and may be missing while the case is being investigated.

City and county	Cases
Fl State Univ Student, Leon	2
Defuniak Springs, Okaloosa	2
Defuniak Springs, Unknown	2
Dona Vista, Lake	1
East Setauket, Palm Beach	1
El Dorado, Palm Beach	1
Fleming Island, Duval	1
Fellsmere, Brevard	1
Crestview, Broward	1
Clearwater, Leon	1
Charlotte, Alachua	1
Dalecity, Okaloosa	1
Daytona Beach, Orange	1
Deerfield Beach, Polk	1
Crystal River, Marion	1
Crystal River, Unknown	1
Canton, Duval	1
Cantonment, Santa Rosa	1
Cape Coral, Unknown	1
Brooklyn, Polk	1
Bryceville, Duval	1
Bradenton, Lee	1
Boca Raton, Dade	1
Boca Raton, Madison	1
Bogota, Unknown	1
Bal Harbour, Broward	1
Atlanta, Walton	1
Attalla, Broward	1
Auburn, Palm Beach	1
Autaugaville, Broward	1
Apopka, Volusia	1
Alachua, Suwannee	1
Alafaya, Broward	1
Alafaya, Pinellas	1
Lake Clarke Shores, Palm Beach	1
Lake Forest, Collier	1
Merrick, Palm Beach	1
Metter, Manatee	1
Miami, Osceola	1
Miamiardens, Unknown	1
Miamksaohes, Dade	1
Jacksonville, Baker	1
Jacksonville, Marion	1
Irmo, Unknown	1
Key West, Palm Beach	1
Kilgore, Dade	1
Jupiter Inlet, Palm Beach	1
Jzx, Unknown	1
Land O Lakes, Unknown	1
Lawton, Okaloosa	1
Levittown, Palm Beach	1
Lima, Manatee	1
Lima, Volusia	1
Maccleddy, Dixie	1
Madison, Jefferson	1
Maitland, Collier	1
Florida City, Unknown	1
Fort Lauderdale, Collier	1
Gainesville, Levy	1

COVID-19: characteristics of 1,916,774 Florida resident cases

Data through Mar 8, 2021 verified as of Mar 9, 2021 at 09:25 AM

Data in this report are provisional and subject to change.

The table below includes the cities and counties of residence for cases in Florida residents based on the patient's ZIP Code. Note that city is not always received as part of the initial notification and may be missing while the case is being investigated.

City and county	Cases
Glen Cove, Unknown	1
Glen Saint Mary, Duval	1
Golden Oak, Hillsborough	1
Golf, Palm Beach	1
Immokalee, Walton	1
Greensboro, Leon	1
Pooler, Broward	1
Port St. Lucie, Unknown	1
Punta Gorda, Sarasota	1
Putnam, Putnam	1
Ridgewood, Lee	1
Roayl Palm Beach, Palm Beach	1
Roseville, Broward	1
Rye, Palm Beach	1
Saint Petersburg, Bay	1
Plantation, Leon	1
Pensacola, Dade	1
Panomo City, Bay	1
Parrish, Sarasota	1
Orlando, Walton	1
Oviedo, Lake	1
Orlando, St. Johns	1
Orlando, Gadsden	1
Orlando, Hernando	1
Ocala, Duval	1
North Porte, Unknown	1
Notrealville, Polk	1
Nashville, Palm Beach	1
Okeechobi, Unknown	1
Orem, Dade	1
Orlando, Citrus	1
Monument, Broward	1
Mokena, Lee	1
Miami Dade, Unknown	1
Myrtle Beach, Broward	1
Morrisville, Palm Beach	1
North Brunswick, St. Lucie	1
North Grafton, Dade	1
North Lauderdale, Unknown	1
Syracuse, Unknown	1
Twentynine Palms, Broward	1
Vernon, Walton	1
Venezuela, Unknown	1
Waukesha, Volusia	1
Surprise, Unknown	1
St Cloud, Orange	1
St Helena Is, Dade	1
San Marcos, Unknown	1
West Miami, Unknown	1
Whippany, Volusia	1
Xifamk, Dade	1
Windermere, Alachua	1
Winfield, Hillsborough	1
Winter Garden, Unknown	1
Winter Park, Brevard	1
Winter Park, Unknown	1
Eureka, Flagler	1
Evansville, Citrus	1
Fort Worth, Broward	1

COVID-19: characteristics of 1,916,774 Florida resident cases

Data through Mar 8, 2021 verified as of Mar 9, 2021 at 09:25 AM

Data in this report are provisional and subject to change.

The table below includes the cities and counties of residence for cases in Florida residents based on the patient's ZIP Code. Note that city is not always received as part of the initial notification and may be missing while the case is being investigated.

City and county	Cases
Franklin, Orange	1
Frostproof, Highlands	1
Gainesville, Palm Beach	1
Gainesville, Santa Rosa	1
Commerce Township, Manatee	1
Coral Gables , Dade	1
Crawfordville, Alachua	1
Crescent City, Marion	1
Crestview, Unknown	1
Denton, Broward	1
Destin, Bay	1
Brownsville, Escambia	1
Bonnie, St. Johns	1
Belleair Bluffs, Unknown	1
Clearwater, Hillsborough	1
Coal City, Pasco	1
Celebration, Orange	1
Chicago, Broward	1
Choctaw Beach, Unknown	1
Austin, Dade	1
Apo, Collier	1
Big Torch Key, Monroe	1
Black, Holmes	1
Boca Raton, Lee	1
Bonifay, Unknown	1
8852 Teacher Ln, Pasco	1
Addison, Pasco	1
Apopka, Citrus	1
Apopka, Hillsborough	1
Arabi, Orange	1
Indianapolis, Lee	1
Jupiter, Pinellas	1
Kansas City, Palm Beach	1
Gwynn Oak, Polk	1
Lake In The Hills, Broward	1
Lake Worth, Unknown	1
Litchfield Park, Monroe	1
Littleton, St. Johns	1
Newaygo, Charlotte	1
New Canaan, Dade	1
Na, Dade	1
Naples, Leon	1
Melbourne, Volusia	1
Mattoon, Lee	1
Milford, Bay	1
Milford, Unknown	1
Los Angeles, Orange	1
Maitland, Palm Beach	1
Marianna, Leon	1
Marianna, Washington	1
Mary Esther, Hillsborough	1
Tavares, Unknown	1
Temple, Palm Beach	1
Surfside Beach, Orange	1
Tampa, Duval	1
Summerdale, Escambia	1
Sun City Center, Lee	1
Saint Charles, Orange	1
St Peterburg, Orange	1

COVID-19: characteristics of 1,916,774 Florida resident cases

Data through Mar 8, 2021 verified as of Mar 9, 2021 at 09:25 AM

Data in this report are provisional and subject to change.

The table below includes the cities and counties of residence for cases in Florida residents based on the patient's ZIP Code. Note that city is not always received as part of the initial notification and may be missing while the case is being investigated.

City and county	Cases
Stiamk, Dade	1
Scottsdale, Brevard	1
Scottsdale, Palm Beach	1
Roswell, Bay	1
Ruskin, Dade	1
Ruskin, Manatee	1
Saint Petersburg, Duval	1
Saint Petersburg, Manatee	1
Port Saint Lucie, Marion	1
Port St Luice, Unknown	1
Pensacola Naval Hospital, Escambia	1
Plymouth, Pasco	1
Pass-A-Grille, Pinellas	1
Oviedo, Orange	1
Pace, Escambia	1
Painted Post, Pasco	1
Palatka, Marion	1
Okeechobee, Unknown	1
North Port, Charlotte	1
Winter Springs, Polk	1
Youngstown, Washington	1
Winnetka, Dade	1
Winter Garden, Osceola	1
Winter Haven, Osceola	1
Winter Park, Duval	1
Winter Park, Palm Beach	1
Weston, Unknown	1
Wildwood, Lee	1
West Hollywood, Broward	1
Wakefield, Broward	1
Waverly, Duval	1
Wabasha, Clay	1
Unknown, Duval	1
Upland, Manatee	1
Windermere, Volusia	1
Wtixrat, Dade	1
Westlake Village, Unknown	1
White Plains, Broward	1
Whites Creek, Leon	1
Watersound, Bay	1
University Of Central Florida, Lee	1
Unk, Duval	1
Ventura, Orange	1
Pembroke Pines, Orange	1
Pensacola, Sumter	1
Perth Amboy, Hillsborough	1
Puerto Rico, Unknown	1
Punta Gorda, Unknown	1
Randolph, Orange	1
Rivera Beach, Palm Beach	1
Port Orange, Brevard	1
Powell, Lee	1
Orlando, Jackson	1
Paducah, Manatee	1
Palm Coast, Unknown	1
Oldsra, Manatee	1
Newberry, Levy	1
Saint Petersburg, Charlotte	1
Saint Augustine, Flagler	1

COVID-19: characteristics of 1,916,774 Florida resident cases

Data through Mar 8, 2021 verified as of Mar 9, 2021 at 09:25 AM

Data in this report are provisional and subject to change.

The table below includes the cities and counties of residence for cases in Florida residents based on the patient's ZIP Code. Note that city is not always received as part of the initial notification and may be missing while the case is being investigated.

City and county	Cases
Seffener, Hillsborough	1
Seminole, Lee	1
Sunrtise, Dade	1
Tallahassee, Madison	1
Trenton, Dixie	1
Unknown, Unknown	1
Toms River, Lee	1
Tourist, Dade	1
Stratford, Broward	1
Crossings, Unknown	1
Davenport, Lake	1
Davie, Unknown	1
Dayton, Orange	1
Edgewood, Broward	1
Elkton, Putnam	1
Chesterfield, Broward	1
Carteret, Polk	1
Cincinnati, Dade	1
Connellsville, Highlands	1
Armstrong, St. Johns	1
Atl, Brevard	1
Alva, Escambia	1
Andalusia, Escambia	1
Arcadia, Highlands	1
Baker, Santa Rosa	1
Belleville, Palm Beach	1
Belmont, Santa Rosa	1
Blountstown, Broward	1
Bronson, Alachua	1
Brooker, Alachua	1
Bradenton, Clay	1
Brandon, Pinellas	1
Bonita, Lee	1
Bocaraten, Palm Beach	1
Hudson, Pinellas	1
Hoosick Falls, Broward	1
Indian Rock Beach, Palm Beach	1
Interlachen, Duval	1
Kure Beach, Monroe	1
Lakeland, Palm Beach	1
Floral, Okaloosa	1
Forestville, Volusia	1
Gibson, Unknown	1
Gainesville, Okaloosa	1
Gainesville, Unknown	1
Greenbrier, Bay	1
Groveland, Orange	1
Hialeahgardens, Dade	1
Hiram, Leon	1
Longwood, Broward	1
Lucedale, St. Lucie	1
Mayaguez, Dade	1
Maccleeny, Duval	1
Mantua, Broward	1
Middletown, Osceola	1
North Laud, Unknown	1
Ocala, Citrus	1
Ocoee, Unknown	1
Odessa, Dade	1

COVID-19: characteristics of 1,916,774 Florida resident cases

Data through Mar 8, 2021 verified as of Mar 9, 2021 at 09:25 AM

Data in this report are provisional and subject to change.

The table below includes the cities and counties of residence for cases in Florida residents based on the patient's ZIP Code. Note that city is not always received as part of the initial notification and may be missing while the case is being investigated.

City and county	Cases
New Vernon, Palm Beach	1
Monroe, Hillsborough	1
Missing, Gilchrist	1
Prattville, Hillsborough	1
Prestonsburg, Bay	1
Quincy, Jackson	1
Rapid City, Broward	1
Palmetto Bay, Palm Beach	1
Russellville, Bay	1
Sagamore Beach, Charlotte	1
Saint Cloud, Palm Beach	1
Saint Joseph, Volusia	1
San Antonio, Orange	1
Shalimar, Unknown	1
Shirley, Flagler	1
Suitland, Volusia	1
Sanford, Unknown	1
Seminole, Leon	1
Myakka City, Sarasota	1
New Middletown, Hillsborough	1
New Port Richey, Pinellas	1
New Port Richey, Unknown	1
Newberry, Marion	1
Oldsmar, Hillsborough	1
Olean, Alachua	1
North Palm Beach, Orange	1
Northport, Sarasota	1
Oakland, Lee	1
Petersburg, Manatee	1
Piasa, Putnam	1
Palmetto, Pasco	1
Parma, Manatee	1
Pass-A-Grille Beach, Pinellas	1
Palm Beach Gardens, Unknown	1
Orlo Vista, Orange	1
Other, Dade	1
Winter Garden, Duval	1
Woodbine, Nassau	1
Yulee, St. Johns	1
Zephyrhills, Hillsborough	1
West Apim Beach, Palm Beach	1
West Yarmouth, St. Lucie	1
Tavares, Orange	1
Tequesta, Martin	1
Topsham, Manatee	1
Town Of Nocatee, St. Johns	1
Troy, Manatee	1
Unkn, Duval	1
Syracuse, Polk	1
Tallahassee, Dade	1
Tamarac, Dade	1
Waipahu, Santa Rosa	1
Ward, Polk	1
Wellborn, Columbia	1
Sunbright, Palm Beach	1
Venetian Islands, Dade	1
Mckinney, Broward	1
Miamc, Dade	1
Matawan, Palm Beach	1

COVID-19: characteristics of 1,916,774 Florida resident cases

Data through Mar 8, 2021 verified as of Mar 9, 2021 at 09:25 AM

Data in this report are provisional and subject to change.

The table below includes the cities and counties of residence for cases in Florida residents based on the patient's ZIP Code. Note that city is not always received as part of the initial notification and may be missing while the case is being investigated.

City and county	Cases
Milford, Lee	1
Missing, Levy	1
Missing, Okeechobee	1
Monroe Township, Palm Beach	1
Moore Haven, Okeechobee	1
Morrisville, Unknown	1
Longwood, Volusia	1
Ldhl, Broward	1
Lincoln, St. Lucie	1
Little Neck, Lee	1
Lake Butler, Alachua	1
Knoxville, Bay	1
Las Vegas, Palm Beach	1
Homeless, Monroe	1
Homeless, Pinellas	1
Howell, Dade	1
Hudson, Hernando	1
Hoclywsod, Dade	1
Holiday, Pinellas	1
Indian Rocks Beach, Duval	1
Indiantown, Palm Beach	1
Inglewood, Sarasota	1
Inverness, Marion	1
Inwood, Broward	1
Irvine, Marion	1
Istachatta, Hernando	1
Jupiter, St. Lucie	1
Kenilworth, Leon	1
Jacksonville, Orange	1
Jefferson, Dade	1
Jonesboro, Leon	1
Kingsland, Nassau	1
Key West, Duval	1
Keys West, Unknown	1
Carmel, Orange	1
Cedar Springs, Hernando	1
Chicago, Unknown	1
Coconut Ck, Unknown	1
Dallas, Hernando	1
Dayton, Lake	1
Daytona Beach, Pinellas	1
Dearborn, Broward	1
Deer Park, Dade	1
Brooklyn, Dade	1
Brooklyn, Lee	1
Caracas, Dade	1
Bonnie, Broward	1
Boston, Broward	1
Bel Air, Collier	1
O, Manatee	1
Alachua, Duval	1
Alpharetta, Broward	1
Apopka, Clay	1
Asheville, Highlands	1
Astoria, Broward	1
Atmore, Escambia	1
Bartow, Hardee	1
Downingtown, Broward	1
Downingtown, Hillsborough	1

COVID-19: characteristics of 1,916,774 Florida resident cases

Data through Mar 8, 2021 verified as of Mar 9, 2021 at 09:25 AM

Data in this report are provisional and subject to change.

The table below includes the cities and counties of residence for cases in Florida residents based on the patient's ZIP Code. Note that city is not always received as part of the initial notification and may be missing while the case is being investigated.

City and county	Cases
Dpo, Santa Rosa	1
Dunedin, Unknown	1
Deerfield, Dade	1
Deland, Seminole	1
Deltona, Seminole	1
Fort Lauderdale, Leon	1
Fort Myers, Sarasota	1
Fort Pierce, Palm Beach	1
Fort White, Clay	1
East Palatka, Hillsborough	1
Eastpoint, Leon	1
Garden City, Alachua	1
Gaylord, Orange	1
Gotcha, Orange	1
Greensburg, Palm Beach	1
Erie, Monroe	1
Hallandale, Unknown	1
Haines City, Osceola	1
Hernando, Marion	1
Hialeah, Collier	1
Helen, Bay	1
ChIPLEY, Holmes	1
Daniel Island, Bay	1
Colorado Springs, Unknown	1
Conifer, Lee	1
Eatonville, Seminole	1
El Paso, Unknown	1
Everett, Dade	1
Dunellen, Dade	1
Destin, Unknown	1
Diamond, Highlands	1
Doral, Broward	1
Altamonte, Orange	1
Alva, Collier	1
333, Unknown	1
Allentown, Putnam	1
Apple Creek, Citrus	1
Amelia Village, Nassau	1
Barefoot Beach, Lee	1
Battle Creek, Manatee	1
Avon, Manatee	1
Aventura, Osceola	1
Bryn Mawr, Palm Beach	1
Burkeville, Brevard	1
Camden Wyoming, Duval	1
Chattanooga, Dade	1
Bear Grass, Palm Beach	1
Azalea Park, Osceola	1
Boca Raton,, Palm Beach	1
Boston, Dade	1
Brewster, Volusia	1
Fort Denaud, Glades	1
Fort Meyers, Lee	1
Fairless Hills, Broward	1
FI State Lot, Leon	1
Fortlauderdale, Unknown	1
Fortwalton Beach, Okaloosa	1
Ft Pierce, Unknown	1
Garland, Orange	1

COVID-19: characteristics of 1,916,774 Florida resident cases

Data through Mar 8, 2021 verified as of Mar 9, 2021 at 09:25 AM

Data in this report are provisional and subject to change.

The table below includes the cities and counties of residence for cases in Florida residents based on the patient's ZIP Code. Note that city is not always received as part of the initial notification and may be missing while the case is being investigated.

City and county	Cases
Hilliard, Unknown	1
Homeless, Dade	1
Homer, Escambia	1
Hickory, Lee	1
Hallandale Ben, Unknown	1
Havana, Leon	1
Longwood, Orange	1
Lapeer, Manatee	1
Lauderdale Hill, Unknown	1
Lehigh Cares, Lee	1
Live Oak, Columbia	1
Loganville, Orange	1
Lake Mary, Lake	1
Knoxville, Escambia	1
Jeffersonville, Broward	1
North Miami, Broward	1
Ocean City, Broward	1
Old Town, Gilchrist	1
Opa Locka, Polk	1
Orem, Sarasota	1
Orem, Unknown	1
Miami Garden, Unknown	1
Middleburg, Duval	1
Midland, Osceola	1
Miami, Charlotte	1
Miamii, Dade	1
Missing, Wakulla	1
Monterey, Broward	1
Mumford, Manatee	1
N/A, Duval	1
Naples, Alachua	1
Ridgewood, Broward	1
Riverview, Manatee	1
Roseland, Palm Beach	1
San Antonio, Dade	1
San Diego, Unknown	1
Porter Ranch, Dade	1
Raiford, Bradford	1
Republic, Monroe	1
Richmond, Palm Beach	1
Oviedo, Leon	1
Palm City, Unknown	1
Ponte Vedra Beach, Orange	1
Port Orange , Volusia	1
Port Saint Lucie, Indian River	1
Plant City, Unknown	1
Pompano Beach, Alachua	1
University Of Central Florida, Hillsborough	1
University Of Central Fl, Pasco	1
Union City, Bradford	1
Village Of Palm Springs, Palm Beach	1
Virginia Beach, Alachua	1
Webster, Pasco	1
Wilbur By The Sea, Volusia	1
Willowbrook, Lee	1
Tampa, Escambia	1
Tampa, Manatee	1
Tangerine, Lake	1
Sebastian, Lake	1

COVID-19: characteristics of 1,916,774 Florida resident cases

Data through Mar 8, 2021 verified as of Mar 9, 2021 at 09:25 AM

Data in this report are provisional and subject to change.

The table below includes the cities and counties of residence for cases in Florida residents based on the patient's ZIP Code. Note that city is not always received as part of the initial notification and may be missing while the case is being investigated.

City and county	Cases
Steinhatchee, Alachua	1
Sanford, Palm Beach	1
Russellville, Hillsborough	1
Saint Augustine, Okaloosa	1
Westerville, Hillsborough	1
Wilton Manors, Dade	1
Winston Salem, Unknown	1
Winter Garden, Hillsborough	1
Woodland Hills, Brevard	1
Youngstown, Calhoun	1
Yulee, Duval	1
Downers Grove, St. Lucie	1
Export, Palm Beach	1
Fdsf, Unknown	1
Felda, Palm Beach	1
Flagler Beach, Volusia	1
Flora, Lee	1
Fresno, Pasco	1
Fort Myers, Lake	1
Green, Clay	1
Greensburg, Orange	1
Greenville, Monroe	1
Gulf Shores, Escambia	1
Fruitland Park, Sumter	1
Fwb, Unknown	1
Gainesville, Marion	1
Gastonia, Polk	1
Clearwater, Highlands	1
Clermont, Unknown	1
Columbia, Orange	1
Coral Gables, Unknown	1
Coral Springs, Unknown	1
Cornelius, Leon	1
Crestview, Dade	1
Dade City, Polk	1
Dania, Unknown	1
Darien, Pasco	1
Arcadia, Charlotte	1
Aspen, Palm Beach	1
Atlanta, Broward	1
Aurburndale, Polk	1
Aventura, Unknown	1
Azalea Park, Sarasota	1
Bartow, Unknown	1
Biscayne Park, Broward	1
Boca Roton, Unknown	1
Alpharetta, Alachua	1
Apalachicola, Leon	1
Brooksville, Columbia	1
Bryn Mawr, Collier	1
Canfield, Duval	1
Canton, Sarasota	1
Naugatuck, Lee	1
New Vernon, Sarasota	1
New York, Broward	1
Myakka, Duval	1
Newport Beach, Palm Beach	1
Newport, Pinellas	1
North Little Rock, Palm Beach	1

COVID-19: characteristics of 1,916,774 Florida resident cases

Data through Mar 8, 2021 verified as of Mar 9, 2021 at 09:25 AM

Data in this report are provisional and subject to change.

The table below includes the cities and counties of residence for cases in Florida residents based on the patient's ZIP Code. Note that city is not always received as part of the initial notification and may be missing while the case is being investigated.

City and county	Cases
Northville, Broward	1
Ocala, Indian River	1
Ocoee, Broward	1
Missing, Baker	1
Middleburg, Unknown	1
Milford, Palm Beach	1
Milford, Polk	1
Minneapolis, Broward	1
Melbourne, Orange	1
Metter, Volusia	1
Miami Beach, Palm Beach	1
Miami Granders, Dade	1
Hilliard, Dade	1
Hollywood, Leon	1
Holt, Unknown	1
Homestead, Monroe	1
Humble, Broward	1
Havanna, Gadsden	1
Jan Phyl Village, Polk	1
Johns Island, Wakulla	1
Killarney, Orange	1
Knoxville, Duval	1
Maitland, Unknown	1
Mary Esther Rd, Okaloosa	1
Lake City, Volusia	1
Los Angeles, Polk	1
Lakeland, Pasco	1
Lakewood, Unknown	1
Sumter Ville, Unknown	1
Tallahassee, Escambia	1
Telluride, Lee	1
Tampa, Dade	1
Tampa, Lee	1
Stockbridge, Leon	1
Sullivans Island, Dade	1
Southampton, Palm Beach	1
Springhill, Unknown	1
South Otselic, Dade	1
Sevierville, Dade	1
Saint Petersburg, Dade	1
San Juan, Osceola	1
San Pedro Sula, Dade	1
Sandy, Duval	1
Richmond Heights, Dade	1
Riverview, Pinellas	1
Rochester, Lee	1
Rosemary Beach, Bay	1
Saint Cloud, Orange	1
Pound Ridge, Leon	1
Ponce, Orange	1
Port Charlotte Fl, Unknown	1
Plant City, Hendry	1
Plant City, Pinellas	1
Plantation, Unknown	1
Opa Locka, Unknown	1
Orem, Nassau	1
Olando, Orange	1
Ocoee, Polk	1
Orlando, Highlands	1

COVID-19: characteristics of 1,916,774 Florida resident cases

Data through Mar 8, 2021 verified as of Mar 9, 2021 at 09:25 AM

Data in this report are provisional and subject to change.

The table below includes the cities and counties of residence for cases in Florida residents based on the patient's ZIP Code. Note that city is not always received as part of the initial notification and may be missing while the case is being investigated.

City and county	Cases
Tinley Park, Lee	1
University Of Central Fl, Dade	1
Wayne, Dade	1
Windermere, Polk	1
Winter Park, Lake	1
West Simsbury, Collier	1
Louisville, Manatee	1
Los Angeles Ca, Unknown	1
Los Angeles, Hardee	1
Littleton, Dade	1
Margate, Dade	1
Marshall, Dade	1
Mary Esther, Unknown	1
Medford, Palm Beach	1
Middlesburg, Duval	1
Missing, Jackson	1
Macdill Air Force Base, Hillsborough	1
Miami Beach, Broward	1
Miami Lakes, Unknown	1
Miami, Hillsborough	1
Miami, Manatee	1
Leesburg, Marion	1
Lehigh Acres, Dade	1
Lewisburg, Pasco	1
Largo, Unknown	1
Lake City, Hamilton	1
La Grange, Dade	1
Harrison, Pinellas	1
Holly Ridge, Orange	1
Homeless, Polk	1
Homosassa, Hernando	1
Jerusalem, St. Johns	1
East Hampton, Palm Beach	1
Cypress, Leon	1
Davenport, Orange	1
Daytona Beach, Unknown	1
Deland, St. Lucie	1
Deltona, Orange	1
Fort Myers-, Lee	1
Fort Pierce, Unknown	1
Foley, Escambia	1
Gainesville, Duval	1
Granada Hills, Broward	1
Guilford, Dade	1
Hailandale, Unknown	1
Conway, Leon	1
Coventry, Broward	1
Clermont, Volusia	1
Clewiston, Glades	1
Bridgeport, Dade	1
Bronx, Palm Beach	1
Cartersville, Unknown	1
Altoona, Marion	1
Anaheim, Unknown	1
Argyle, Walton	1
Athens, Duval	1
Bogota, Orange	1
Bradenton, Dade	1
Bradenton, Osceola	1

COVID-19: characteristics of 1,916,774 Florida resident cases

Data through Mar 8, 2021 verified as of Mar 9, 2021 at 09:25 AM

Data in this report are provisional and subject to change.

The table below includes the cities and counties of residence for cases in Florida residents based on the patient's ZIP Code. Note that city is not always received as part of the initial notification and may be missing while the case is being investigated.

City and county	Cases
Winter Garden, Pinellas	1
Zolfo Springs, Polk	1
Westbrook, Dade	1
Wichita, Volusia	1
Washington, Unknown	1
Wells, Polk	1
Winder Garden, Orange	1
Windermere, Leon	1
Windermere, Osceola	1
Windermere, Seminole	1
Winter Garden, Broward	1
Winter Park, Broward	1
Winter Park, Indian River	1
Winter Park, Lee	1
Tulsa, Orange	1
Venice, Unknown	1
Vernon, Unknown	1
Tiffin, Highlands	1
Tallahassee, Duval	1
Tallahassee, Unknown	1
Tampa, Palm Beach	1
Tavares, Marion	1
Shelton, Manatee	1
Sarasota, Flagler	1
Saxis, Lee	1
Schenectady, Polk	1
Sebring, Lee	1
Sun City Center, Hardee	1
Sunny Isles Beach, Broward	1
Spring Hill , Hernando	1
Spring Hill, Dade	1
Starke, Clay	1
Stone Mountain, Palm Beach	1
New Orleans, Palm Beach	1
Newark, Broward	1
Newburgh, Bay	1
Navarre, Dade	1
Old Town, Alachua	1
Omaha, Palm Beach	1
Ona, Manatee	1
Oooooo, Unknown	1
Opa Locka, Broward	1
Orange Park , Duval	1
North Pole, Seminole	1
North Port, Lee	1
Orlando, Columbia	1
Orlando, Indian River	1
Orlando, Sarasota	1
Ocoee, Osceola	1
Okeechobee, Broward	1
Orem, Broward	1
Peoria, Unknown	1
Port Everglades, Broward	1
Plantation, Orange	1
Pompano Beach, Martin	1
Parker, Dade	1
Parker, Leon	1
Palm Coast, Polk	1
Ormond Beach, Unknown	1

COVID-19: characteristics of 1,916,774 Florida resident cases

Data through Mar 8, 2021 verified as of Mar 9, 2021 at 09:25 AM

Data in this report are provisional and subject to change.

The table below includes the cities and counties of residence for cases in Florida residents based on the patient's ZIP Code. Note that city is not always received as part of the initial notification and may be missing while the case is being investigated.

City and county	Cases
Oviedo, Brevard	1
Pacifica, Dade	1
Saint Petersburg, St. Lucie	1
Sandford, Seminole	1
Saint Cloud, Unknown	1
Saint Johns, Unknown	1
Rye, Duval	1
Potomac, Palm Beach	1
Rex, Duval	1
Miami, Collier	1
Miami, St. Lucie	1
New Richmond, Volusia	1
Oakland, Leon	1
Ocala, Alachua	1
Okeechobee, St. Lucie	1
Panama City, Walton	1
Palm Coast, Duval	1
Orlando, Union	1
Oviedo, Seminole	1
Oxford, Palm Beach	1
Opalocka, Dade	1
North Canton, Palm Beach	1
Rio Dell, Volusia	1
Rochelle, Volusia	1
Saint Cloud, Lee	1
Saint Johns, Orange	1
San Antonio, Sarasota	1
San Antonio, Unknown	1
Sanford, Volusia	1
Perry, Leon	1
Perth Amboy, Monroe	1
Port Orange, Unknown	1
Port Saint Lucie, Orange	1
Princeton, Alachua	1
Provincetown, Collier	1
Tangerine, Seminole	1
Shannon, Collier	1
Soldotna, Broward	1
Spring Park, Alachua	1
Steinhatchee, Madison	1
South Burlington, Orange	1
Winter Park, Osceola	1
Wood River, Polk	1
Worcester, Palm Beach	1
Wheaton, Lee	1
Wilmington, Broward	1
Winter Park, Alachua	1
Wesley Chapel, Alachua	1
Umatilla, Alachua	1
University Of Central Florida, Monroe	1
Virginia Beach, Hernando	1
Waco, Broward	1
Washington, Broward	1
Tewksbury, Orange	1
Toms River, Dade	1
Grassy Key, Monroe	1
Gainesville, Baker	1
Gilmer, Dade	1
Haverford, Hillsborough	1

COVID-19: characteristics of 1,916,774 Florida resident cases

Data through Mar 8, 2021 verified as of Mar 9, 2021 at 09:25 AM

Data in this report are provisional and subject to change.

The table below includes the cities and counties of residence for cases in Florida residents based on the patient's ZIP Code. Note that city is not always received as part of the initial notification and may be missing while the case is being investigated.

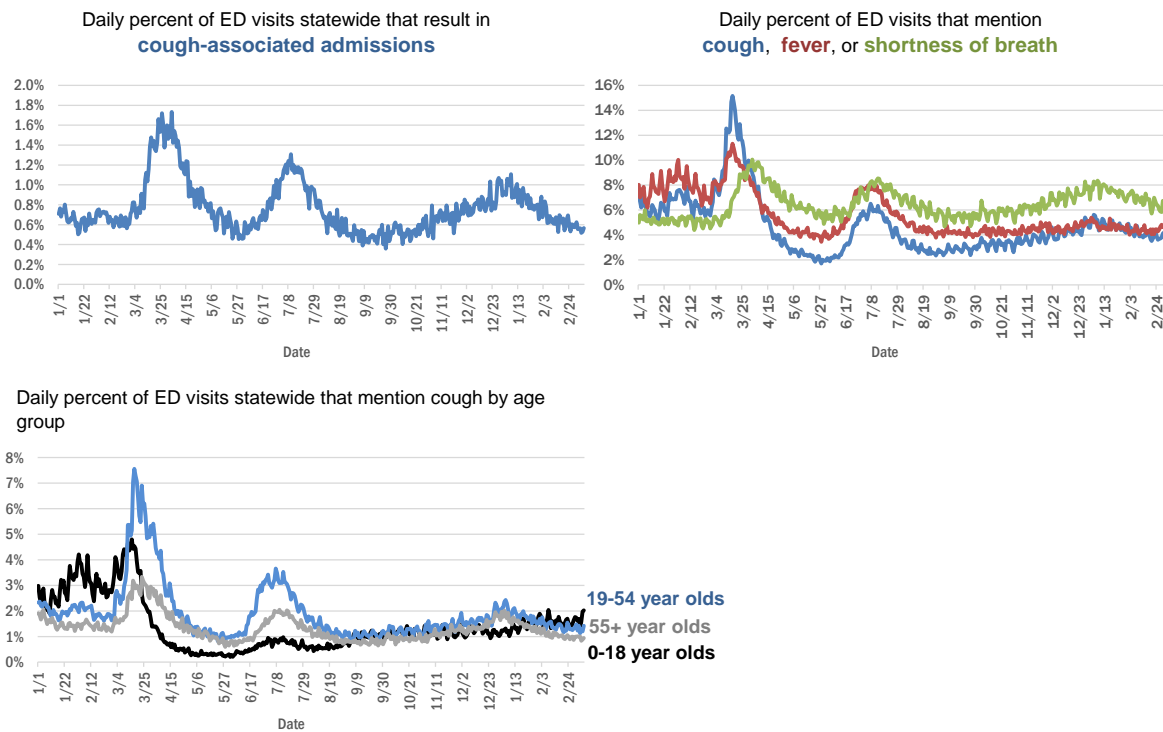
City and county	Cases
Herrin, Orange	1
Jacksonville, Manatee	1
Jamaica, Broward	1
Kingsland, Duval	1
Kissimmee, Brevard	1
Jupiter, Unknown	1
Jersey City, Polk	1
Miamf, Dade	1
Miami G, Dade	1
Marshall, Palm Beach	1
Marianna, Calhoun	1
Lyndhurst, Broward	1
Magnolia Square, Osceola	1
Maitland, Alachua	1
Lake In The Hills, Columbia	1
Lake Placid, Alachua	1
Lake Worth Beach, Broward	1
Lander, Citrus	1
Lemoyme, Manatee	1
Los Angeles, Palm Beach	1
Lawrence Township, Palm Beach	1
Las Vegas, Orange	1
Bryant, Alachua	1
Bronx, Broward	1
Buffalo, Palm Beach	1
Carol Stream, Orange	1
Castleberry, Escambia	1
Charlotte, Pasco	1
Apo, Pasco	1
Apopka, Flagler	1
99, Unknown	1
Alanson, Bay	1
Aollywoss, Dade	1
Boca Raton, Unknown	1
Bohealia, Lee	1
Blowing Rock, Polk	1
Belleair, Hillsborough	1
Dorchester, Orange	1
Deland, Polk	1
Dallas, Lee	1
De Leon Springs, Putnam	1
Dearborn, Lee	1
Fanning Springs, Levy	1
Estero, Collier	1
Clear Brook, Lee	1
Crestview, Holmes	1
Cumberland, Palm Beach	1
Dade City, Hillsborough	1
College Station, Lake	1
Columbus, Brevard	1
Cookeville, Seminole	1
Total	1,916,774

COVID-19: additional surveillance information

Data through Mar 8, 2021 verified as of Mar 9, 2021 at 09:25 AM

Data in this report are provisional and subject to change.

Statewide emergency department (ED) chief complaint and admission data



The Electronic Surveillance System for the Early Notification of Community-Based Epidemics (ESSENCE-FL) includes chief complaint data from 211 of 211 Florida EDs. Data are transmitted electronically to ESSENCE-FL daily or hourly.

COVID-19: testing by laboratory

Data through Mar 8, 2021 verified as of Mar 9, 2021 at 09:25 AM

Data in this report are provisional and subject to change.

The numbers in the table below represent the number of Florida and non-Florida residents for whom test results were received by the Department of Health. A person can be tested by more than one laboratory and can have both positive and negative results. **Therefore, the sum of the numbers in each column will be larger than the total number of people tested.**

Reporting lab	Inconclusive	Negative	Positive	Percent positive	Total
LABORATORY CORPORATION OF AMERICA	2,519	1,586,420	216,698	12%	1,805,637
CURATIVE LABS	14,273	1,524,467	231,059	13%	1,769,799
QUEST DIAGNOSTICS	11,711	1,349,355	199,126	13%	1,560,192
BIO REFERENCE LABORATORIES, INC	7,566	921,948	177,244	16%	1,106,758
HELIX	8,497	620,070	108,948	15%	737,515
REALTOX LABS LLC	6,387	587,635	96,694	14%	690,716
NOMI_HEALTH	2,548	418,458	58,372	12%	479,378
RCA LABORATORY SERVICES, LLC/GENETWORX		391,485	42,299	10%	433,784
GENETWORX	661	390,596	32,960	8%	424,217
CDR MAGUIRE - HEALTH CARE CENTER		338,623	51,544	13%	390,167
IMPACT HEALTH BIOMETRIC TESTING, INC	1,040	216,749	25,535	10%	243,324
EAST FLORIDA STATE COLLEGE - BREVARD□		212,886	26,986	11%	239,872
PWNHEALTH	1,467	192,332	26,350	12%	220,149
BPHL-JACKSONVILLE	18	182,344	31,858	15%	214,220
PALM BEACH BALLPARK		188,491	19,139	9%	207,630
NOMI HEALTH LAB SERVICES		172,672	19,890	10%	192,562
ADVENTHEALTH LAB	99	157,813	20,481	11%	178,393
MAKO GENOMICS	7,631	137,258	25,085	15%	169,974
CB SMITH PARK		150,116	18,792	11%	168,908
FULGENT DIAGNOSTICS LABORATORY	3,161	146,822	16,409	10%	166,392
BPHL-MIAMI	225	138,464	23,307	14%	161,996
MAYO CLINIC LABORATORIES	335	137,279	17,372	11%	154,986
ELABNETWORK	1,059	137,935	11,782	8%	150,776
BAYCARE LABORATORIES LLC	587	129,284	11,282	8%	141,153
MEMORIAL REGIONAL HOSPITAL SOUTH	25	112,610	23,125	17%	135,760
ASCENSION SACRED HEART HOSPITAL - PENSACOLA	2	112,811	17,771	14%	130,584
NORTHWEST LABORATORY	246	121,069	6,474	5%	127,789
ORLANDO HEALTH SYSTEM	682	114,612	11,924	9%	127,218
BIOCOLLECTIONS WORLDWIDE, INC	737	109,096	13,387	11%	123,220
ADVENT HEALTH LAB	112	101,259	13,956	12%	115,327
MEDICAL DIAGNOSTIC LABORATORIES	974	98,581	14,218	12%	113,773
AKESOGEN		90,103	17,474	16%	107,577
TESTING MATTERS INC	686	90,066	15,674	15%	106,426
AEGIS SCIENCES CORPORATION	897	89,296	15,473	15%	105,666
BPHL-TAMPA (SPECTRUM BLVD)	45	88,931	16,416	16%	105,392
UF HEALTH MEDICAL LAB	33	96,222	8,997	9%	105,252
TAMPA GENERAL HOSPITAL	4	90,441	8,666	9%	99,111
KORVALABS, INC	1,285	91,516	4,700	5%	97,501
DIATHERIX LABORATORIES (VRL EUROFINIS)		83,477	12,441	13%	95,918
SUNPATH MEDICAL DIAGNOSTICS LABORATORY	814	77,677	11,955	13%	90,446
BAPTIST HEALTH SOUTH FLORIDA	356	75,317	11,644	13%	87,317
ASCENSION ST VINCENT'S - RIVERSIDE	1	69,549	9,984	13%	79,534
JACKSON MEMORIAL HOSPITAL CLINICAL LAB	79	61,602	11,307	15%	72,988
SOUTH MIAMI HOSPITAL LAB	436	63,143	9,107	13%	72,686
LAKELAND REGIONAL MEDICAL CENTER	129	63,966	8,462	12%	72,557
UF HEALTH SHANDS HOSPITAL	475	59,874	4,455	7%	64,804

COVID-19: testing by laboratory

Data through Mar 8, 2021 verified as of Mar 9, 2021 at 09:25 AM

Data in this report are provisional and subject to change.

The numbers in the table below represent the number of Florida and non-Florida residents for whom test results were received by the Department of Health. A person can be tested by more than one laboratory and can have both positive and negative results. **Therefore, the sum of the numbers in each column will be larger than the total number of people tested.**

Reporting lab	Inconclusive	Negative	Positive	Percent positive	Total
AMERICAN HEALTH ASSOCIATES	9	59,418	5,144	8%	64,571
INGENIOUS PERSONALIZED MEDICINE	202	50,695	10,449	17%	61,346
AIT LABORATORIES		52,258	6,377	11%	58,635
ARUP LABORATORIES	16	50,071	2,922	6%	53,009
APPLIED INGENUITY DIAGNOSTICS LLC		49,600	2,192	4%	51,792
BAPTIST HEALTH - JACKSONVILLE	4	47,877	3,900	8%	51,781
GENESIS REFERENCE LABORATORIES		45,500	5,081	10%	50,581
TALLAHASSEE MEMORIAL HOSPITAL	240	43,435	5,459	11%	49,134
VIRACOR EUROFINS		35,555	9,814	22%	45,369
SARASOTA MEMORIAL HOSPITAL MAIN LAB	12	41,606	3,664	8%	45,282
BROWARD GENERAL MEDICAL CENTER-CLINICAL LAB	2	39,653	4,325	10%	43,980
ADVENTIST HEALTH SYSTEMS SUNBELT INC DBA		39,148	4,601	11%	43,749
MINUTECLINIC LLC		36,701	6,248	15%	42,949
NICKLAUS CHILDREN'S HOSPITAL	69	37,236	5,076	12%	42,381
FLORIDA HOSPITAL - TAMPA	37	38,856	3,270	8%	42,163
MILLENNIUM PHYSICIAN GROUP	17	34,421	6,667	16%	41,105
LEE HEALTH - CAPE CORAL HOSPITAL	3	33,955	5,564	14%	39,522
UNIVERSITY OF MIAMI HOSPITAL	132	35,119	3,619	9%	38,870
DWIC OF TAMPA BAY INC		34,558	4,263	11%	38,821
UF HEALTH JACKSONVILLE	51	33,361	3,914	10%	37,326
ORANGE COUNTY CONVENTION CENTER		33,330	3,701	10%	37,031
ECCO LAB GROUP CO	516	30,935	4,612	13%	36,063
MEDFAST URGENT CARE CENTERS, LLC	20	31,048	4,678	13%	35,746
MIAMI DADE COUNTY		32,091	3,527	10%	35,618
WALGREENS	35	29,423	5,439	16%	34,897
NORTH FLORIDA REGIONAL MEDICAL CENTER		28,463	3,416	11%	31,879
MOUNT SINAI MEDICAL CENTER	10	28,366	3,079	10%	31,455
ST JOSEPHS HOSPITAL LABORATORY	23	27,286	3,564	12%	30,873
BRANDON REGIONAL HOSPITAL		27,111	3,554	12%	30,665
INTEGRATED REGIONAL LABORATORIES LLP	1	26,446	4,021	13%	30,468
JUPITER MEDICAL CENTER LAB	82	27,680	2,701	9%	30,463
STS LAB 2 LLC	6	28,427	1,489	5%	29,922
JFK MEDICAL CENTER LAB	1	24,608	3,192	11%	27,801
GENESIS MEDICAL LABORATORY	381	23,092	4,325	16%	27,798
PALMETTO GENERAL HOSPITAL LAB	3	22,796	4,594	17%	27,393
NIGHT LITE PEDIATRIC CENTER LLC		24,468	2,710	10%	27,178
WATSON CLINIC LLP		21,847	5,075	19%	26,922
HOLY CROSS HOSPITAL CLINICAL LAB	1	23,823	2,263	9%	26,087
MALABAR MEDICAL WALK IN CLINIC	1	21,368	4,291	17%	25,660
HEALTHLINK DIAGNOSTIC LABORATORIES	289	22,608	2,353	9%	25,250
AVENTUS BIO LABS	16	21,482	3,155	13%	24,653
ACCESS DX LABORATORY	223	22,131	2,084	9%	24,438
INFINITY BIOLOGIX LLC (GINKO BIOWORKS)	88	22,880	1,067	4%	24,035
MORTON PLANT HOSPITAL-ADLER INSTITUTE	26	20,700	2,485	11%	23,211

COVID-19: testing by laboratory

Data through Mar 8, 2021 verified as of Mar 9, 2021 at 09:25 AM

Data in this report are provisional and subject to change.

The numbers in the table below represent the number of Florida and non-Florida residents for whom test results were received by the Department of Health. A person can be tested by more than one laboratory and can have both positive and negative results. **Therefore, the sum of the numbers in each column will be larger than the total number of people tested.**

Reporting lab	Inconclusive	Negative	Positive	Percent positive	Total
PANCARE OF FLORIDA INC		20,235	2,469	11%	22,704
STATLAB_MOBILE	1	20,288	2,048	9%	22,337
LAB DIAGNOSTICS LLC	390	16,308	5,321	24%	22,019
DRS CLACK SPENCER WHITE & MCCORMACK PA D/B/A		19,751	2,006	9%	21,757
NAPLES COMMUNITY HOSPITAL	72	19,549	2,023	9%	21,644
SAINT MARY'S MEDICAL CENTER	24	19,062	2,221	10%	21,307
PATIENTS FIRST LAKE ELLA MEDICAL CENTER PA		17,415	3,242	16%	20,657
ADVENT HEALTH - DAYTONA BEACH	32	18,890	1,687	8%	20,609
UNITED CLINICAL LABORATORY LLC	3	18,103	2,389	12%	20,495
EXACT SCIENCES LABORATORIES		18,177	2,307	11%	20,484
CLEVELAND CLINIC HOSPITAL LAB	4	18,139	2,294	11%	20,437
CLEVELAND CLINIC TRADITION HOSPITAL		18,381	1,332	7%	19,713
BAYFRONT HEALTH - ST PETERSBURG	17	16,669	2,389	13%	19,075
OSCEOLA REGIONAL MEDICAL CENTER	1	16,118	2,290	12%	18,409
LEESBURG REGIONAL MEDICAL CENTER		15,932	2,199	12%	18,131
HOMESTEAD HOSPITAL CLINICAL LABORATORY	27	14,493	3,109	18%	17,629
HEALTH CENTER AT SINAI RESIDENCES		16,930	506	3%	17,436
MEMORIAL HOSPITAL JACKSONVILLE	8	14,592	2,731	16%	17,331
BIOCERNA LABS	461	14,582	2,112	12%	17,155
CLARITY LAB SOLUTIONS	93	14,984	1,844	11%	16,921
NORTHWEST MEDICAL CENTER	1	14,688	2,070	12%	16,759
ORANGE PARK MEDICAL CENTER	9	13,805	2,623	16%	16,437
INDIAN RIVER PATHOLOGY LLC		15,093	1,259	8%	16,352
WELLINGTON REGIONAL MED CTR LAB	6	14,468	1,795	11%	16,269
BETHESDA HOSPITAL EAST		14,477	1,479	9%	15,956
ACCESS MEDICAL LABORATORIES	4	8,156	7,735	49%	15,895
OAK HILL HOSPITAL		14,114	1,780	11%	15,894
DELRAY MEDICAL CENTER LAB	3	14,179	1,634	10%	15,816
AMELIA EARHART		13,640	2,136	14%	15,776
FULGENT DIAGNOSTICS	170	14,519	978	6%	15,667
VISTA CLINICAL DIAGNOSTICS	482	13,354	1,744	11%	15,580
LAWNWOOD REGIONAL MEDICAL CENTER	1	13,288	2,142	14%	15,431
WEST KENDALL BAPTIST HOSPITAL	13	12,448	2,896	19%	15,357
MEMORIAL REGIONAL HOSPITAL CLINICAL LABORATORY	10	14,217	975	6%	15,202
BAPTIST HEALTH - SOUTH		13,700	1,190	8%	14,890
BAPTIST HEALTHCARE - BAPTIST HOSPITAL	5	11,654	3,145	21%	14,804
PRIVA PATH LABS	77	13,754	950	6%	14,781
THE HEALTHCARE DISTRICT OF PALM BEACH COUNTY	47	12,874	1,857	13%	14,778
LARGO MEDICAL CENTER		13,065	1,611	11%	14,676
LEE HEALTH - LEE MEMORIAL HOSPITAL		10,976	3,585	25%	14,561
WINTER HAVEN HOSPITAL CLINICAL LABORATORY	4	12,328	2,221	15%	14,553
INDIAN RIVER MEDICAL CENTER LAB		13,669	852	6%	14,521
UHEALTH CORAL GABLES/LENNAR MED CTR	36	13,525	909	6%	14,470
ADVENTHEALTH CENTRA CARE LAKE BUENA VISTA		12,734	1,632	11%	14,366

COVID-19: testing by laboratory

Data through Mar 8, 2021 verified as of Mar 9, 2021 at 09:25 AM

Data in this report are provisional and subject to change.

The numbers in the table below represent the number of Florida and non-Florida residents for whom test results were received by the Department of Health. A person can be tested by more than one laboratory and can have both positive and negative results. **Therefore, the sum of the numbers in each column will be larger than the total number of people tested.**

Reporting lab	Inconclusive	Negative	Positive	Percent positive	Total
NONA SCIENTIFIC	5	11,120	3,127	22%	14,252
WEST FLORIDA HOSPITAL LAB	1	11,062	3,004	21%	14,067
CARDIOPATH	84	12,109	1,729	12%	13,922
MEDRITE MEDICAL CARE, PC	6,566	6,712	632	5%	13,910
MEDICAL CENTER OF TRINITY CLINICAL LABORATORY	2	12,309	1,433	10%	13,744
MOLECULAR INFECTIOUS DISEASES	478	12,746	429	3%	13,653
PALMS WEST HOSPITAL LAB	2	11,748	1,897	14%	13,647
NEMOURS CHILDRENS HOSPITAL	1	12,651	760	6%	13,412
GOOD SAMARITAN MEDICAL CENTER LAB	2	11,652	1,735	13%	13,389
WESTSIDE REGIONAL MED CTR	2	11,369	1,947	15%	13,318
MERCY HOSPITAL A CAMPUS OF PLANTATION GEN HOSP LAB	1	11,101	2,032	15%	13,134
REGIONAL MEDICAL CENTER BAYONET POINT	2	11,863	1,027	8%	12,892
GULF COAST MEDICAL CENTER MICROLAB		10,009	2,739	21%	12,748
THE VILLAGES REGIONAL HOSPITAL		11,378	1,311	10%	12,689
ST ANTHONY'S HOSPITAL LAB	30	11,054	1,526	12%	12,610
CAPITAL REGIONAL MEDICAL CTR		9,807	2,361	19%	12,168
AVENTURA HOSPITAL LAB		9,869	2,295	19%	12,164
LAKE CITY HM		11,147	988	8%	12,135
CORAL GABLES HOSPITAL CLINICAL LABORATORY		10,214	1,887	16%	12,101
BINAXNOW	9	9,173	2,851	24%	12,033
HALIFAX MEDICAL CENTER LAB	37	10,173	1,751	15%	11,961
FLORIDA HOSPITAL WATERMAN LABORATORY	70	10,997	862	7%	11,929
BLAKE MEDICAL CENTER		10,423	1,472	12%	11,895
WEST BOCA MEDICAL CENTER LAB		11,002	886	7%	11,888
PWN HEALTH	17	9,760	2,074	18%	11,851
GENOVA DIAGNOSTICS LABORATORY	62	10,710	1,047	9%	11,819
BAPTIST HEALTH SOUTH FLORIDA - WEST KENDALL URGENT CARE		9,888	1,909	16%	11,797
ST MARKS HOSPITAL LABORATORY B	78	10,627	1,002	9%	11,707
ST JOSEPHS HOSPITAL	18	10,107	1,576	13%	11,701
MANATEE MEMORIAL HOSPITAL		10,668	1,009	9%	11,677
FLORIDA LABORATORY ANALYSIS		10,191	1,477	13%	11,668
LEE HEALTH - HEALTH PARK MEDICAL CENTER		9,768	1,850	16%	11,618
PATHNOSTICS	41	9,025	2,383	21%	11,449
PALM BEACH GARDENS MEDICAL CTR LAB		10,293	1,116	10%	11,409
COAST DIAGNOSTICS LLC	45	9,998	1,227	11%	11,270
NATIONWIDE LABORATORY SERVICES INC	387	9,454	1,406	13%	11,247
SYNERGY DIAGNOSTIC LABORATORY	95	9,892	1,255	11%	11,242
LARKIN COMMUNITY HOSPITAL	10	9,760	1,470	13%	11,240
PRECISION HEALTH RESOURCES LLC		10,536	698	6%	11,234
LABS ASAP LLC		10,057	1,096	10%	11,153
MEASE COUNTRYSIDE LAB	14	9,719	1,198	11%	10,931
LAKE CITY MEDICAL CENTER		8,682	2,188	20%	10,870
VIKOR SCIENTIFIC	49	8,949	1,799	17%	10,797
FLORIDA HOSPITAL HEARTLAND MED CTR CLINICAL LAB	33	9,356	1,396	13%	10,785
PLANTATION GENERAL HOSPITAL		8,976	1,635	15%	10,611
LARKIN COMMUNITY HOSPITAL INC DBA CARDIOTROPIC		6,819	3,620	35%	10,439

COVID-19: testing by laboratory

Data through Mar 8, 2021 verified as of Mar 9, 2021 at 09:25 AM

Data in this report are provisional and subject to change.

The numbers in the table below represent the number of Florida and non-Florida residents for whom test results were received by the Department of Health. A person can be tested by more than one laboratory and can have both positive and negative results. **Therefore, the sum of the numbers in each column will be larger than the total number of people tested.**

Reporting lab	Inconclusive	Negative	Positive	Percent positive	Total
ADVENT HEALTH - WESLEY CHAPEL	14	9,419	978	9%	10,411
EXPRESS GENE MOLECULAR DIAGNOSTICS LABORATORY		8,905	1,421	14%	10,326
FLORIDA MEDICAL CENTER - A CAMPUS OF NORTH SHORE	2	9,016	1,246	12%	10,264
DOCTORS HOSPITAL	7	8,508	1,652	16%	10,167
CENTRAL FLORIDA REGIONAL HOSPITAL		9,074	1,047	10%	10,121
AMERICAN FAMILY CARE	1	5,712	4,367	43%	10,080
SARKIS CLINICAL TRIALS	25	8,786	1,263	13%	10,074
LEON MEDICAL CENTERS LLC		7,925	2,106	21%	10,031
NORTHSIDE HOSPITAL AND HEART INSTITUTE		8,938	1,004	10%	9,942
MIAMI BEACH CONVENTION CENTER		9,411	459	5%	9,870
SRQ DRIVE THROUGH		8,944	905	9%	9,849
CORAL SPRINGS MED CTR		8,821	956	10%	9,777
LABSTAT LLC	5	9,316	437	4%	9,758
AVECINA	20	8,995	700	7%	9,715
P4 CLINICAL, LLC	204	8,503	958	10%	9,665
AVECINA MEDICAL	4	6,203	3,458	36%	9,665
ADVENTHEALTH CENTRA CARE WATERFORD LAKES		8,092	1,568	16%	9,660
JOHNS HOPKINS ALL CHILDREN'S HOSPITAL		9,013	640	7%	9,653
NCF DIAGNOSTICS & DNA TECHNOLOGIES LAB	157	8,980	505	5%	9,642
PALM BEACH BALL PARK		8,606	1,018	11%	9,624
CernerELR_Advent		8,340	1,274	13%	9,614
FLORIDA HOSPITAL DELAND	10	8,375	1,197	12%	9,582
BOSTON HEART DIAGNOSTICS CORP		8,250	1,198	13%	9,448
BAPTIST HEALTH SOUTH FLORIDA - COUNTRY WALK URGENT CARE		7,600	1,583	17%	9,183
WEST PALM HOSPITAL LAB		8,384	731	8%	9,115
OCALA REGIONAL MEDICAL CENTER		7,806	1,184	13%	8,990
CERNERELR_BAYCARE	43	8,320	616	7%	8,979
ADVENTHEALTH CENTRA CARE ST CLOUD	1	7,691	1,228	14%	8,920
INFORM DIAGNOSTICS, INC		8,401	500	6%	8,901
MEDARBOR DIAGNOSTICS	1	7,769	1,117	13%	8,887
BROWARD HEALTH NORTH CLINICAL LABORATORY		7,873	1,009	11%	8,882
HEALTHQUEST ESOTERICS		7,463	1,414	16%	8,877
FLORIDA HOSPITAL FLAGLER	29	8,007	804	9%	8,840
NORTH SHORE MEDICAL CENTER		7,310	1,500	17%	8,810
FLORIDA HOSPITAL ZEPHYRHILLS	10	7,727	950	11%	8,687
LEE HEALTH - GULF COAST MEDICAL CENTER	2	6,946	1,721	20%	8,669
SYNERGY LABORATORIES	30	7,483	1,097	13%	8,610
FLORIDA HOSPITAL OF CARROLLWOOD	23	7,319	1,186	14%	8,528
AVECINA MEDICAL OAKLEAF	3	6,977	1,330	16%	8,310
H LEE MOFFITT CANCER CENTER LABORATORY	1	8,052	222	3%	8,275
CERNERELR_BAPTISTMIAMI	31	7,313	862	11%	8,206
CLEVELAND CLINIC MARTIN SOUTH HOSPITAL	1	7,282	896	11%	8,179
BAPTIST HEALTH - BEACHES		7,523	646	8%	8,169
SOUTH BAY HOSPITAL CLINICAL LAB	1	7,277	875	11%	8,153
SANTA ROSA MEDICAL CENTER		6,732	1,419	17%	8,151
BAPTIST HEALTH SOUTH FLORIDA - MIAMI LAKES URGENT CARE		6,294	1,709	21%	8,003

COVID-19: testing by laboratory

Data through Mar 8, 2021 verified as of Mar 9, 2021 at 09:25 AM

Data in this report are provisional and subject to change.

The numbers in the table below represent the number of Florida and non-Florida residents for whom test results were received by the Department of Health. A person can be tested by more than one laboratory and can have both positive and negative results. **Therefore, the sum of the numbers in each column will be larger than the total number of people tested.**

Reporting lab	Inconclusive	Negative	Positive	Percent positive	Total
BAYCARE COMMUNITY HEALTH		7,732	191	2%	7,923
MEMORIAL HOSPITAL WEST LABORATORY SERVICES	14	7,179	719	9%	7,912
POINCIANA MEDICAL CENTER		6,194	1,716	22%	7,910
GENE BY GENE, GENOMICS RESEARCH CENTER LAB	44	7,373	470	6%	7,887
ANNE BATES LEACH EYE HOSPITAL/ ABLEH MICROBIOLOGY LABORATORY	9	7,659	108	1%	7,776
ISPM LABS, LLC DBA CAPSTONE DIAGNOSTICS, LLC		7,337	383	5%	7,720
MEMORIAL HOSPITAL MICRO		7,169	512	7%	7,681
CLEVELAND CLINIC MARTIN NORTH HOSPITAL		6,774	878	11%	7,652
KD MEDICAL CHOICE LLC	5	6,910	726	10%	7,641
WEST MARION COMMUNITY HOSPITAL LAB		6,297	1,288	17%	7,585
NCH NORTH NAPLES HOSPITAL LAB	15	6,733	830	11%	7,578
ADVENTHEALTH CENTRA CARE CLERMONT		6,497	1,048	14%	7,545
ADVENTHEALTH CENTRA CARE UNIVERSITY	1	6,613	828	11%	7,442
ST LUCIE MEDICAL CENTER		5,994	1,440	19%	7,434
LAKEWOOD RANCH MEDICAL CENTER		6,750	584	8%	7,334
MORTON PLANT-MEASE	5	6,622	691	9%	7,318
ARCPPOINT LABS OF FORT MYERS	4	6,411	896	12%	7,311
ADVENTHEALTH CENTRA CARE WINTER PARK		6,585	723	10%	7,308
ADVENTHEALTH CENTRA CARE WINTER GARDEN	1	6,473	800	11%	7,274
FLORIDA HOSPITAL FISH MEMORIAL	19	6,160	1,078	15%	7,257
ADVENTHEALTH CENTRA CARE LAKELAND	1	6,059	908	13%	6,968
BAPTIST HEALTH SOUTH FLORIDA - WESTCHESTER URGENT CARE		5,714	1,251	18%	6,965
FLORIDA HOSPITAL OCALA		5,940	916	13%	6,856
INDIAN RIVER MEDICAL CENTER		5,949	893	13%	6,842
LUMINUS DIAGNOSTICS		6,273	553	8%	6,826
HIALEAH HOSPITAL	4	5,251	1,494	22%	6,749
NCH DOWNTOWN NAPLES HOSPITAL	15	6,114	616	9%	6,745
ADVENTHEALTH CENTRA CARE LEE ROAD		6,044	694	10%	6,738
ADVENTHEALTH CENTRA CARE DR PHILLIPS		6,094	643	10%	6,737
AVERO DIAGNOSTICS - IRVING	11	6,215	471	7%	6,697
BAPTIST HEALTH SOUTH FLORIDA - DORAL URGENT CARE		5,339	1,322	20%	6,661
VISTA CLINICAL	8	3,873	2,712	41%	6,593
MEDEXPRESS URGENT CARE	2	4,491	2,088	32%	6,581
OVIEDO MEDICAL CENTER		5,828	675	10%	6,503
BAPTIST HEALTH - NASSAU		6,092	348	5%	6,440
ADVENTHEALTH CENTRA CARE HUNTERS CREEK	3	5,544	868	14%	6,415
HOLIDAY CVS LLC		6,121	287	4%	6,408
BAYFRONT HEALTH - PORT CHARLOTTE		5,902	505	8%	6,407
UNKNOWN	3	3,360	3,028	47%	6,391
EMERALD COAST URGENT CARE		4,881	1,460	23%	6,341
ATLANTIS URGENT CARE	1	4,748	1,592	25%	6,341
IMPERIAL POINT MEDICAL CENTER		5,751	542	9%	6,293
ADVENTHEALTH CENTRA CARE SANFORD		5,557	716	11%	6,273
SOLARIS DIAGNOSTICS	10	5,664	572	9%	6,246
ST JOSEPHS NORTH HOSPITAL LAB	7	5,355	881	14%	6,243
ADVENTHEALTH CENTRA CARE MOUNT DORA		5,204	989	16%	6,193

COVID-19: testing by laboratory

Data through Mar 8, 2021 verified as of Mar 9, 2021 at 09:25 AM

Data in this report are provisional and subject to change.

The numbers in the table below represent the number of Florida and non-Florida residents for whom test results were received by the Department of Health. A person can be tested by more than one laboratory and can have both positive and negative results. **Therefore, the sum of the numbers in each column will be larger than the total number of people tested.**

Reporting lab	Inconclusive	Negative	Positive	Percent positive	Total
ADVENTHEALTH CENTRA CARE LAKE MARY	2	5,380	801	13%	6,183
COMMUNITY HEALTH CENTERS OF PINELLAS INC		4,928	1,249	20%	6,177
MEDEXPRESS URGENT CARE OF BOYNTON BEACH LLC		5,728	448	7%	6,176
NCH NORTH NAPLES HOSPITAL	8	5,466	664	11%	6,138
ST PETERSBURG GENERAL HOSPITAL		5,191	935	15%	6,126
ADVENTHEALTH CENTRA CARE KISSIMMEE		5,478	617	10%	6,095
ADVENTHEALTH CENTRA CARE APOPKA	1	5,228	843	14%	6,072
FORT WALTON BEACH MEDICAL CENTER		5,144	887	15%	6,031
BAYFRONT HEALTH - VENICE REGIONAL MEDICAL	1	5,374	537	9%	5,912
CLINICAL REFERENCE LABORATORY	2	5,598	295	5%	5,895
ADVENTIST HEALTH SYSTEMS, SUNBELT INC		5,143	722	12%	5,865
SUNCOAST PATHOLOGY ASSOCIATES		5,346	510	9%	5,856
EMPIRE CITY LABORATORIES INC	68	4,920	801	14%	5,789
MEDEXPRESS URGENT CARE HUDSON		4,960	768	13%	5,728
FLORIDA HOSPITAL NORTH PINELLAS	11	5,237	464	8%	5,712
EGLIN AIR FORCE BASE	13	4,087	1,600	28%	5,700
ADVENTHEALTH CENTRA CARE ALTAMONTE		4,986	705	12%	5,691
BAPTIST HEALTH SOUTH FLORIDA - PEMBROKE PINES URGENT CARE		4,733	942	17%	5,675
PARAMOUNT URGENT CARE	2	2,900	2,741	49%	5,643
NORTHWEST FLORIDA COMMUNITY HOSPITAL	40	4,133	1,418	25%	5,591
URGENT CARE OF THE PALM BEACHES		4,613	888	16%	5,501
MICROGEN DX	4	4,787	692	13%	5,483
ADVENTHEALTH EXPRESS CARE		4,486	982	18%	5,468
SOUTH FLORIDA BAPTIST HOSPITAL MICRO	4	4,567	896	16%	5,467
SUNRISE MEDICAL LABORATORIES	2	5,065	378	7%	5,445
TROPICANA FIELD - LOT 2	19	4,936	489	9%	5,444
QDX PATHOLOGY SERVICES	2	5,030	378	7%	5,410
ANGEL KIDS PEDIATRICS		5,093	308	6%	5,401
DYNIX DIAGNOSTIX		4,898	483	9%	5,381
DOCTORS URGENT CARE LLC	1	4,371	997	19%	5,369
ADVENTHEALTH CENTRA CARE AZALEA PARK		4,592	767	14%	5,359
AHCC WESLEY CHAPEL		4,737	572	11%	5,309
PUTNAM COMMUNITY MEDICAL CENTER		4,616	679	13%	5,295
PRO CLINIC		4,228	1,062	20%	5,290
MARTIN HOSPITAL SOUTH LAB		4,966	288	5%	5,254
LEE HEALTH CONVENIENT CARE - PAGE FIELD		4,616	617	12%	5,233
ADVENTHEALTH CENTRA CARE OVIEDO		4,478	726	14%	5,204
COASTAL MED URGENT CARE		3,723	1,480	28%	5,203
MEDICAL DNA LABS LLC	3	4,719	454	9%	5,176
BAPTIST HEALTH SOUTH FLORIDA - CORAL SPRINGS URGENT CARE		4,425	723	14%	5,148
FLORIDA COMMUNITY HEALTH CENTER		4,065	1,069	21%	5,134
TRINITY SPRINGS		4,356	729	14%	5,085
ESCAMBIA COMMUNITY CLINICS INC	8	3,801	1,248	25%	5,057
ACUTIS DIAGNOSTICS	17	3,986	999	20%	5,002
UNIVERSITY HOSPITAL AND MEDICAL CENTER		3,802	1,190	24%	4,992
FLORIDA FAMILY LABORATORY, INC DBA	40	4,533	412	8%	4,985

COVID-19: testing by laboratory

Data through Mar 8, 2021 verified as of Mar 9, 2021 at 09:25 AM

Data in this report are provisional and subject to change.

The numbers in the table below represent the number of Florida and non-Florida residents for whom test results were received by the Department of Health. A person can be tested by more than one laboratory and can have both positive and negative results. **Therefore, the sum of the numbers in each column will be larger than the total number of people tested.**

Reporting lab	Inconclusive	Negative	Positive	Percent positive	Total
MINUTECLINIC		4,274	684	14%	4,958
ADVENTHEALTH CENTRA CARE LONGWOOD		4,357	583	12%	4,940
ADVENT HEALTH - HEART OF FLORIDA ER	1	4,252	687	14%	4,940
URGENT CARE CURE	2	4,220	698	14%	4,920
MINUTECLINIC LLC #3703		4,048	869	18%	4,917
HEALTH FIRST ADVENTHEALTH CENTRA CARE - TITUSVILLE		4,164	740	15%	4,904
BAPTIST HEALTH - NORTH		3,840	1,063	22%	4,903
ADVENTHEALTH CENTRA CARE SOUTH ORANGE		4,192	687	14%	4,879
DOCTORS URGENT CARE OF LUTZ LLC	1	3,916	950	20%	4,867
ADVENTHEALTH CENTRA CARE ORANGE LAKE		4,316	546	11%	4,862
PALMS OF PASADENA HOSPITAL		4,300	521	11%	4,821
MEDEXPRESS URGENT CARE - ESTERO		4,292	489	10%	4,781
ADVENTHEALTH CENTRA CARE PORT ORANGE		4,007	767	16%	4,774
THE CENTER FOR URGENT CARE	3	3,953	785	17%	4,741
BAPTIST HEALTH SOUTH FLORIDA - TAMiami TRAIL URGENT CARE		3,822	918	19%	4,740
MEDEXPRESS URGENT CARE - ROYAL PALM BEACH		4,243	489	10%	4,732
PEDIATRIC HEALTH CARE ALLIANCE PA		4,306	389	8%	4,695
BAPTIST HEALTH SOUTH FLORIDA - KENDALE LAKES URGENT CARE		3,774	912	19%	4,686
DOCTORS HOSPITAL OF SARASOTA CLINICAL LABORATORY		4,073	595	13%	4,668
WESTCHESTER HOSPITAL	23	3,758	872	19%	4,653
ADVENTHEALTH CENTRA CARE SAND LAKE		4,176	474	10%	4,650
LABORATORY OF FLORIDA LLC	40	4,275	328	7%	4,643
ADVENTHEALTH CENTRA CARE LEESBURG		3,782	843	18%	4,625
MEDEXPRESS URGENT CARE - GOLDEN GATE		4,096	511	11%	4,607
HEALTH FIRST ADVENTHEALTH CENTRA CARE GATEWAY	1	4,143	459	10%	4,603
NIGHT LITE PEDIATRICS	4	3,341	1,254	27%	4,599
MEDEXPRESS URGENT CARE PALM BEACH GARDENS		4,175	388	9%	4,563
TALLAHASSEE PRIMARY CARE ASSOCIATES		3,988	568	12%	4,556
RAULERSON HOSPITAL		3,759	778	17%	4,537
BAPTIST HEALTH SOUTH FLORIDA - CORAL GABLES (UNIVERSITY) URGENT CARE		3,918	618	14%	4,536
MEDCOMP SCIENCES LLC	91	2,577	1,852	41%	4,520
MOFFITT CANCER CENTER	6	4,398	97	2%	4,501
MEASE DUNEDIN HOSPITAL	5	3,989	451	10%	4,445
BAPTIST HEALTH SOUTH FLORIDA - PINECREST URGENT CARE		3,839	604	14%	4,443
BAPTIST HEALTH SOUTH FLORIDA - CORAL GABLES URGENT CARE		3,663	733	17%	4,396
SPORTS DRUG TESTING LABORATORY	67	4,100	127	3%	4,294
PARAMOUNT URGENT CARE - WINDERMERE	2	2,792	1,482	35%	4,276
BAPTIST HEALTH SOUTH FLORIDA - PALMETTO BAY URGENT CARE		3,578	684	16%	4,262
MEDEXPRESS URGENT CARE - LAKELAND		3,719	512	12%	4,231
PALMS MEDICAL GROUP	5	2,966	1,257	30%	4,228
BAYFRONT HEALTH - SEVEN RIVERS		3,853	365	9%	4,218
BETHESDA HOSPITAL WEST		3,772	433	10%	4,205
MINUTECLINIC LLC #1067		3,659	534	13%	4,193
ASCENSION SACRED HEART - EMERALD COAST		3,477	712	17%	4,189
VENTURE MEDICAL OF FLORIDA LLC		3,842	314	8%	4,156
MINUTECLINIC LLC		3,541	568	14%	4,109

COVID-19: testing by laboratory

Data through Mar 8, 2021 verified as of Mar 9, 2021 at 09:25 AM

Data in this report are provisional and subject to change.

The numbers in the table below represent the number of Florida and non-Florida residents for whom test results were received by the Department of Health. A person can be tested by more than one laboratory and can have both positive and negative results. **Therefore, the sum of the numbers in each column will be larger than the total number of people tested.**

Reporting lab	Inconclusive	Negative	Positive	Percent positive	Total
GENESIS DIAGNOSTICS		3,850	242	6%	4,092
PREMIER URGENT CARE OF BREVARD LLC	3	3,554	508	12%	4,065
NIGHT LITE PEDIATRICS URGENT CARE	1	3,414	638	16%	4,053
BAYA PHARMACY & URGENT CARE		2,968	1,077	27%	4,045
US BIOTEK LABORATORIES	15	3,647	366	9%	4,028
TWIN CITIES HOSPITAL	1	3,510	500	12%	4,011
PHYSICIANS REGIONAL MEDICAL CENTER - PINE RIDGE RD	1	3,265	737	18%	4,003
MINUTECLINIC LLC #8396		3,413	585	15%	3,998
MEMORIAL HOSPITAL- MIRAMAR	12	3,678	305	8%	3,995
BAYFRONT HEALTH - BROOKSVILLE		3,492	464	12%	3,956
ADVENTHEALTH PROMPT CARE	2	2,840	1,105	28%	3,947
AMELIA URGENT CARE		2,280	1,584	41%	3,864
DOCTORS TEST CENTERS		3,424	439	11%	3,863
ADVENTHEALTH CENTRA CARE COLONIAL TOWN	2	3,447	400	10%	3,849
DESOTO MEMORIAL HOSPITAL	3	3,153	689	18%	3,845
ADVENTHEALTH CENTRA CARE		3,414	424	11%	3,838
MINUTECLINIC LLC # 0709		3,252	549	14%	3,801
ENGLEWOOD COMMUNITY HOSPITAL		3,430	343	9%	3,773
ACCU REFERENCE MEDICAL LAB	9	2,947	774	21%	3,730
BAYFRONT HEALTH - PUNTA GORDA		3,426	276	7%	3,702
LAKESIDE MEDICAL CENTER		2,868	785	21%	3,653
CLARITY LAB SOLUTIONS LLC		3,608	4	0%	3,612
BAPTIST HEALTH SOUTH FLORIDA - DAVIE URGENT CARE		2,968	626	17%	3,594
SIPARADIGM LLC	52	3,294	244	7%	3,590
ALTRU DIAGNOSTICS INC	2	3,395	158	4%	3,555
HOLMES REG MED CENTER CLINICAL LAB		3,063	480	14%	3,543
BAYFRONT HEALTH - SPRING HILL		3,207	304	9%	3,511
MEDEXPRESS URGENT CARE CAPE CORAL		3,011	500	14%	3,511
ADVENTIST HEALTH SYSTEMS SUNBELT IN DBA		3,086	378	11%	3,464
LEE DAVIS COMMUNITY RESOURCE CENTER		3,027	424	12%	3,451
BAPTIST HEALTH SOUTH FLORIDA - WESTON URGENT CARE		2,987	412	12%	3,399
PHARMCO RX	2	3,158	239	7%	3,399
MIDWAY SPECIALTY CARE CENTER DIAGNOSTICS	38	3,117	237	7%	3,392
IMMOKALEE CHD		3,155	234	7%	3,389
MINUTE CLINIC LLC		2,928	440	13%	3,368
QUICK CARE MED PL	2	2,721	630	19%	3,353
BARTOW REGIONAL MEDICAL CENTER	1	2,781	530	16%	3,312
WELLINGTON REGIONAL MEDICAL CENTER		3,017	289	9%	3,306
HIGHLANDS REGIONAL MEDICAL CENTER		2,560	730	22%	3,290
HEALTH FIRST ADVENTHEALTH CENTRA CARE COCOA		2,973	309	9%	3,282
MINUTECLINIC LLC #3631		2,739	494	15%	3,233
BAPTIST HEALTH URGENT CARE AT SAWGRASS		2,683	528	16%	3,211
MC DIAGNOSTIC OF CONNECTICUT, PC #2220		2,765	444	14%	3,209
PRECISION HEALTH SOLUTIONS		3,016	171	5%	3,187
MINUTECLINIC LLC 5852		2,699	472	15%	3,171
BRASHEAR'S VITAL CARE CORP		2,511	649	21%	3,160

COVID-19: testing by laboratory

Data through Mar 8, 2021 verified as of Mar 9, 2021 at 09:25 AM

Data in this report are provisional and subject to change.

The numbers in the table below represent the number of Florida and non-Florida residents for whom test results were received by the Department of Health. A person can be tested by more than one laboratory and can have both positive and negative results. **Therefore, the sum of the numbers in each column will be larger than the total number of people tested.**

Reporting lab	Inconclusive	Negative	Positive	Percent positive	Total
MEDEXPRESS URGENT CARE LEHIGH ACRES		2,754	397	13%	3,151
BAPTIST HEALTH SOUTH FLORIDA - BRICKELL URGENT CARE		2,608	533	17%	3,141
MINUTECLINIC LLC #3463		2,603	499	16%	3,102
VERILY LIFE SCIENCES		3,049	33	1%	3,082
HOLIDAY CVS LLC DBA CVS PHARMACY #5154		2,992	82	3%	3,074
HEALTH FIRST ADVENTHEALTH CENTRA CARE MALABAR		2,766	300	10%	3,066
MEDEXPRESS URGENT CARE - DELAND		2,730	322	11%	3,052
MINUTECLINIC LLC #5249		2,430	608	20%	3,038
SELECT LABORATORIES - MARION COUNTY, FL LLC	5	2,723	305	10%	3,033
PROHEALTH	3	1,470	1,551	51%	3,024
WALGREEN CO	2	2,682	338	11%	3,022
ADVENTHEALTH CENTRA CARE KIDS LAKE MARY		2,785	222	7%	3,007
MINUTECLINIC LLC #5253		2,485	511	17%	2,996
ADVENT HEALTH CENTRA CARE -WINTER PARK KIDS URGENT CARE	4	2,695	254	9%	2,953
PRIMEHEALTH URGENT CARE INC		2,523	413	14%	2,936
VETERANS AFFAIRS MEDICAL CENTER - ORLANDO	1	1,343	1,582	54%	2,926
CARENOW URGENT CARE		1,810	1,116	38%	2,926
STONE CLINICAL LABORATORIES		2,790	96	3%	2,886
MEMORIAL HOSPITAL PEMBROKE	3	2,543	339	12%	2,885
WALGREENS ORLANDO	3	2,536	340	12%	2,879
BMCT Molecular Diagnostics Subsection		2,380	497	17%	2,877
ADVENT HEALTH - NEW SMYRNA		2,301	569	20%	2,870
MARION E FETHER MEDICAL CENTER, THE		2,607	241	8%	2,848
MEDONE PLLC		2,133	700	25%	2,833
MINUTECLINIC LLC #5190		2,346	464	17%	2,810
BAPTIST HEALTH - CLAY		2,402	379	14%	2,781
ACCESS POINT HEALTHCARE URGENT & PRIMARY CARE	2	2,105	668	24%	2,775
MARINERS HOSPITAL		2,499	264	10%	2,763
BAPTIST HEALTH EMERGENCY CENTER COUNTRY WALK	1	2,331	431	16%	2,763
MINUTECLINIC LLC #5854		2,327	435	16%	2,762
PARAMOUNT URGENT CARE INC		980	1,781	65%	2,761
NXGEN MDX LLC	4	2,453	297	11%	2,754
GESSLER CLINIC	2	1,838	889	33%	2,729
MINUTECLINIC LLC #4415		2,294	430	16%	2,724
SCION LAB SERVICES LLC	25	2,495	200	7%	2,720
CITRUS MEMORIAL HOSPITAL LABORATORY		2,248	460	17%	2,708
MEDEXPRESS URGENT CARE - VERO BEACH		2,348	357	13%	2,705
BLUE MED CONSULTANTS		2,571	107	4%	2,678
SACRED HEART HEALTH SYSTEM, INC	1	1,799	865	32%	2,665
BAPTIST HEALTHCARE - GULF BREEZE HOSPITAL	3	2,177	454	17%	2,634
PARAMOUNT URGENT CARE - ORLANDO		1,729	902	34%	2,631
EMERALD COAST URGENT CARE, LLC	1	1,968	660	25%	2,629
LOWER KEYS MEDICAL CENTER		2,363	266	10%	2,629
CELESTA MEDICAL SERVICES LLC DBA - AMERICAN RESEARCH LABS		2,360	227	9%	2,587
MEDEXPRESS FORT MYERS		2,258	316	12%	2,574
ADVENT HEALTH - OCALA		2,124	447	17%	2,571

COVID-19: testing by laboratory

Data through Mar 8, 2021 verified as of Mar 9, 2021 at 09:25 AM

Data in this report are provisional and subject to change.

The numbers in the table below represent the number of Florida and non-Florida residents for whom test results were received by the Department of Health. A person can be tested by more than one laboratory and can have both positive and negative results. **Therefore, the sum of the numbers in each column will be larger than the total number of people tested.**

Reporting lab	Inconclusive	Negative	Positive	Percent positive	Total
MINUTECLINIC LLC #3662		2,180	380	15%	2,560
MEDEXPRESS URGENT CARE CORAL SPRINGS		2,302	257	10%	2,559
PARAMOUNT URGENT CARE - OVIEDO		1,739	815	32%	2,554
BAPTIST HEALTH - OAKLEAF		2,110	437	17%	2,547
MINUTECLINIC LLC #7886		2,197	335	13%	2,532
MINUTECLINIC, LLC #4015		1,948	574	23%	2,522
ADVENTHEALTH CENTRA CARE CONWAY		2,114	375	15%	2,489
MINUTECLINIC LLC #5214		2,127	343	14%	2,470
EMERALD COAST URGENT CARE LLC		1,804	654	27%	2,458
MINUTECLINIC LLC #7887		2,168	281	11%	2,449
BAPTIST HEALTH SOUTH FLORIDA - MIAMI BEACH URGENT CARE		2,096	349	14%	2,445
MINUTECLINIC LLC #1771		2,042	382	16%	2,424
MINUTECLINIC LLC # 0514		2,134	280	12%	2,414
COMMUNITY HEALTH NORTHWEST FLORIDA	4	1,856	549	23%	2,409
MEDEXPRESS URGENT CARE - CLEWISTON		2,011	387	16%	2,398
MINUTECLINIC LLC # 3930		2,065	332	14%	2,397
MINUTECLINIC LLC #4458		1,956	434	18%	2,390
PHYSICIANS STAT LAB	3	1,066	1,302	55%	2,371
MINUTECLINIC LLC #3814		1,987	373	16%	2,360
MINUTECLINIC LLC #1055		1,898	461	20%	2,359
BAY MEDICAL CENTER SACRED HEART HEALTH SYSTEM		1,780	559	24%	2,339
MINUTECLINIC LLC #7225		1,995	324	14%	2,319
MINUTECLINIC LLC # 3686		1,992	322	14%	2,314
PHYSICIAN ASSOCIATES		2,068	239	10%	2,307
LEE HEALTH - COCONUT POINT CLINICAL LAB	2	1,872	433	19%	2,307
MINUTECLINIC LLC #3003		1,829	460	20%	2,289
DR G'S URGENT CARE		1,984	294	13%	2,278
ADVENTHEALTH CENTRA CARE WINTER HAVEN	1	1,543	732	32%	2,276
DONALD W ROBERTSON DO PA		1,773	499	22%	2,272
CAREFAST+	1	1,544	711	32%	2,256
FAU		2,088	163	7%	2,251
MINUTECLINIC LLC #3705		1,965	281	13%	2,246
PHYSICIANS REGIONAL MEDICAL CENTER - COLLIER BLVD	1	1,526	715	32%	2,242
MINUTECLINIC, LLC #3204		1,856	378	17%	2,234
MINUTECLINIC LLC #7973		1,937	293	13%	2,230
PRIMEHEALTH URGENT CARE	1	1,865	361	16%	2,227
WHOLE FAMILY HEALTH CENTER INC		1,812	414	19%	2,226
PATIENTS FIRST - THOMASVILLE ROAD		1,963	259	12%	2,222
EXACT SCIENCES LABORATORIES, LLC		2,012	208	9%	2,220
MINUTECLINIC LLC #3291		1,937	274	12%	2,211
AMELIA EXPRESS CARE LLC	10	1,889	312	14%	2,211
MEDEXPRESS URGENT CARE BOCA RATON		2,016	193	9%	2,209
MINUTECLINIC LLC #3257		1,818	374	17%	2,192
BAYFRONTVENICEREGIONAL		2,098	89	4%	2,187
FLORIDA MEDICAL CLINIC	3	1,002	1,174	54%	2,179
TAMPA COMMUNITY HOSPITAL		1,843	319	15%	2,162

COVID-19: testing by laboratory

Data through Mar 8, 2021 verified as of Mar 9, 2021 at 09:25 AM

Data in this report are provisional and subject to change.

The numbers in the table below represent the number of Florida and non-Florida residents for whom test results were received by the Department of Health. A person can be tested by more than one laboratory and can have both positive and negative results. **Therefore, the sum of the numbers in each column will be larger than the total number of people tested.**

Reporting lab	Inconclusive	Negative	Positive	Percent positive	Total
MINUTECLINIC LLC #5069		1,797	364	17%	2,161
ADVENT HEALTH - DADE CITY		1,867	266	12%	2,133
MINUTECLINIC LLC # 7933		1,871	258	12%	2,129
PHYSICIANS PRIMARY CARE	2	1,898	227	11%	2,127
ASCENSION SACRED HEART - GULF		1,611	516	24%	2,127
MINUTECLINIC, LLC #5817		1,744	381	18%	2,125
CORE DIAGNOSTIC LABORATORIES LLC	17	1,788	319	15%	2,124
AFC PHYSICIANS OF FLORIDA		1,600	517	24%	2,117
ASSOCIATED PATHOLOGISTS, LLC	3	1,731	381	18%	2,115
MINUTECLINIC LLC #3748		1,707	400	19%	2,107
BOND URGENT CARE LLC		1,574	532	25%	2,106
MINUTECLINIC, LLC (CLINIC 10699)		1,812	286	14%	2,098
KEYS AHEC SCHOOL MEDICAL CLINIC	14	1,960	119	6%	2,093
MINUTECLINIC LLC #7173		1,823	256	12%	2,079
MINUTECLINIC LLC #5924		1,773	298	14%	2,071
UNIVERSITY OF NORTH FLORIDA STUDENT HEALTH		2,002	67	3%	2,069
MINUTECLINIC LLC #3255		1,786	280	14%	2,066
CHARLES AIESI CONSULTING INC	9	1,814	237	12%	2,060
MINUTECLINIC LLC #5216		1,759	287	14%	2,046
INTELEX LABS, LLC		1,979	64	3%	2,043
PARRISH MEDICAL CENTER	1	1,781	254	12%	2,036
MINUTECLINIC LLC #4024		1,752	282	14%	2,034
MINUTECLINIC LLC #4612		1,620	409	20%	2,029
FLOWERS HOSPITAL		1,839	188	9%	2,027
MINUTECLINIC LLC #3654		1,684	343	17%	2,027
MEDIQUICK URGENT CARE CENTERS INC		1,460	553	27%	2,013
MINUTECLINIC LLC # 3579		1,705	300	15%	2,005
JUPITER MEDICAL CENTER URGENT CARE		1,511	466	24%	1,977
MINUTECLINIC LLC #3648		1,588	378	19%	1,966
HEALTH CARE DISTRICT OF PALM BEACH COUNTY	1	1,761	192	10%	1,954
DOC SMILEY'S URGENT CARE		1,706	247	13%	1,953
EMERGENCY PHYSICIANS MEDICAL CENTER		899	1,051	54%	1,950
GENUS3		1,874	72	4%	1,946
MINUTECLINIC LLC #3285		1,680	258	13%	1,938
JACKSON HOSPITAL CLINICAL LABORATORY		1,647	286	15%	1,933
NCHMD INC		1,608	306	16%	1,914
LAKE WALES MEDICAL CENTER INC		1,649	252	13%	1,901
MINUTECLINIC LLC #1807		1,593	306	16%	1,899
MEDEXPRESS PORT CHARLOTTE		1,724	175	9%	1,899
AFC PHYSICIANS OF FLORIDA PA		1,436	462	24%	1,898
MINUTECLINIC LLC #3635		1,650	245	13%	1,895
MEDFAST URGENT CARE CENTERS LLC		564	1,325	70%	1,889
MINUTECLINIC LLC #4201		1,633	234	13%	1,867
MEDIPATH LLC		1,532	332	18%	1,864
PENSACOLA PEDIATRICS PA	1	1,692	167	9%	1,860
NCH NORTHEAST	7	1,435	402	22%	1,844

COVID-19: testing by laboratory

Data through Mar 8, 2021 verified as of Mar 9, 2021 at 09:25 AM

Data in this report are provisional and subject to change.

The numbers in the table below represent the number of Florida and non-Florida residents for whom test results were received by the Department of Health. A person can be tested by more than one laboratory and can have both positive and negative results. **Therefore, the sum of the numbers in each column will be larger than the total number of people tested.**

Reporting lab	Inconclusive	Negative	Positive	Percent positive	Total
MARTIN HEALTH SYSTEM - ST LUCIE WEST		1,670	170	9%	1,840
MINI ER WATERFORD LAKES, THE		1,576	260	14%	1,836
MINUTECLINIC LLC #1821		1,642	180	10%	1,822
DOC SMILEYS URGENT CARE LLC		1,469	339	19%	1,808
BARDMOOR LABORATORY	9	1,516	264	15%	1,789
MINUTECLINIC LLC #476		1,538	245	14%	1,783
RIVER TOWN DIAGNOSTIC LLC		1,470	286	16%	1,756
LITTLE PINE PEDIATRICS	1	1,460	272	16%	1,733
Community_Health		1,533	199	11%	1,732
MINUTECLINIC LLC #1350		1,499	233	13%	1,732
MINUTECLINIC LLC #8381		1,480	247	14%	1,727
OPTUM LABS LLC	1	1,541	170	10%	1,712
MINUTECLINIC LLC #6007		1,478	222	13%	1,700
KETAMINE HEALTH CENTERS LLC	1	1,549	144	9%	1,694
JW PLASTIC SURGERY		1,449	244	14%	1,693
SPARROW HEALTHCARE	2	1,436	252	15%	1,690
IGENOMIX USA LLC	47	1,482	157	9%	1,686
NEIGHBORHOOD MEDICAL CENTER INC	17	1,482	178	11%	1,677
NORTH SHORE LONG ISLAND JEWISH HEALTH	1	1,590	85	5%	1,676
STEWART ROCKLEDGE HOSPITAL	1	1,422	245	15%	1,668
LABORATORY SPECIALISTS OF MICHIGAN		1,368	287	17%	1,655
FIU-HEALTH AUXILIARY LABORATORY	6	1,547	97	6%	1,650
MINUTECLINIC, LLC # 4469		1,407	229	14%	1,636
BAPTIST HEALTH EMERGENCY CENTER AT WEST CORAL WAY		1,290	344	21%	1,634
GENESIS LABORATORY MANAGEMENT	14	1,378	230	14%	1,622
LABTECH DIAGNOSTIC		1,332	286	18%	1,618
OPTEO LABORATORY		1,564	34	2%	1,598
MINUTECLINIC LLC #3637		1,269	329	21%	1,598
BAYFRONT HEALTH - CITRUS HILLS		1,384	211	13%	1,595
ELLENTON URGENT CARE		1,361	234	15%	1,595
SHELL POINT NURSING PAVILION	1	1,503	71	5%	1,575
MINUTECLINIC LLC #3236		1,343	229	15%	1,572
MELBOURNE MEDICAL LABORATORY□	2	1,365	202	13%	1,569
MINUTECLINIC LLC #1815		1,377	189	12%	1,566
ASSURANCE SCIENTIFIC LABORATORIES	1	1,268	283	18%	1,552
GENOME LLC	2	1,419	119	8%	1,540
MINUTECLINIC LLC #5157		1,326	201	13%	1,527
WHITE WILSON MEDICAL CENTER		192	1,316	87%	1,508
BAPTIST HEALTH SOUTH FLORIDA - COUNTRY WALK URGENT CARE EXPRESS		1,265	224	15%	1,489
ARCPPOINT LABS		934	549	37%	1,483
LAKELAND REGIONAL HEALTH PABLO		1,286	196	13%	1,482
MINUTECLINIC, LLC #3245		1,194	288	19%	1,482
ED FRASER MEMORIAL HOSPITAL		1,212	244	17%	1,456
ADVANCE MEDICAL OF NAPLES		326	1,124	78%	1,450
UHEALTH DEERFIELD BEACH/UMSYLVESTER DEERFIELD BEACH LABORATORY	3	1,380	55	4%	1,438
MINUTECLINIC LLC #214		1,238	197	14%	1,435

COVID-19: testing by laboratory

Data through Mar 8, 2021 verified as of Mar 9, 2021 at 09:25 AM

Data in this report are provisional and subject to change.

The numbers in the table below represent the number of Florida and non-Florida residents for whom test results were received by the Department of Health. A person can be tested by more than one laboratory and can have both positive and negative results. **Therefore, the sum of the numbers in each column will be larger than the total number of people tested.**

Reporting lab	Inconclusive	Negative	Positive	Percent positive	Total
BIOCERNA LLC	9	1,258	164	11%	1,431
PATIENTS CHOICE LABORATORIES		831	592	42%	1,423
FLORIDA DEPARTMENT OF HEALTH IN POLK COUNTY	2	1,101	312	22%	1,415
COASTAL LABORATORIES	1	1,120	287	20%	1,408
UNIVERSITY OF ALABAMA AT BIRMINGHAM		1,364	43	3%	1,407
PROJECT HEALTH, INC SUMTERVILLE	5	1,142	249	18%	1,396
ADVANCED MEDICAL OF NAPLES LLC		1,233	158	11%	1,391
MEDEXPRESS URGENT CARE - JAX ATLANTIC BLVD		1,191	200	14%	1,391
BAPTIST HEALTH SOUTH FLORIDA - KEY BISCANE URGENT CARE EXPRESS		1,200	166	12%	1,366
BAPTIST HEALTHCARE - JAY HOSPITAL	1	996	368	27%	1,365
EUROFINS NTD, LLC		1,320	44	3%	1,364
PEDIATRIC HEALTH CARE ALLIANCE - NORTHDAL		1,247	116	9%	1,363
VITRO MOLECULAR LABORATORIES	47	1,231	82	6%	1,360
ASCENSION ST VINCENT'S - SOUTHSIDE		1,309	49	4%	1,358
TEMPUS CLINICAL LABORATORY	10	1,199	148	11%	1,357
TREASURE COAST MEDICAL ASSOCIATES INC		747	578	44%	1,325
PARAMOUNT URGENT CARE VILLAGES		912	413	31%	1,325
SMA LAB	9	1,159	150	11%	1,318
UHEALTH CLINIC AT WALGREENS		1,063	252	19%	1,315
AMELIA EXPRESS CARE	1	715	597	45%	1,313
READY RESPONDERS FLORIDA, PLLC		1,127	174	13%	1,301
NYU HOSPITALS CENTER CLINICAL LABORATORIES		1,250	42	3%	1,292
FIRST QUALITY LABORATORY		1,200	87	7%	1,287
CAREMED CLINIC LLC	1	998	276	22%	1,275
VRL EUROFINS		1,236	36	3%	1,272
APALACHEE CORRECTIONAL INSTITUTION EAST UNIT		1,241	26	2%	1,267
PROHEALTH MEDICAL CLINIC		648	614	49%	1,262
TOM LEE COMMUNITY HEALTH CENTER		827	428	34%	1,255
OPTUMCARE FLORIDA LLC		1,003	250	20%	1,253
ER QUICKCARE PL		1,064	178	14%	1,242
HOLIDAY CVS LLC DBA CVSPHARMACY #5155		1,178	57	5%	1,235
VAVA PARTNERS LLC		440	795	64%	1,235
PATIENTS FIRST LAKE ELLA MEDICAL CENTER		1,091	140	11%	1,231
ST ANNES NURSING CENTER		1,192	25	2%	1,217
CLINICORE		1,124	91	7%	1,215
MEDICAL CONSULTANTS OF FLORIDA, LLC	1	1,007	191	16%	1,199
XPRESS URGENT CARE	4	1,015	180	15%	1,199
ACCESS MEDICAL LABS		746	448	38%	1,194
MINUTECLINIC LLC #8927		1,015	177	15%	1,192
PREMIER MEDICAL	1	1,097	94	8%	1,192
SOLARIS HEALTHCARE PALATKA		1,087	104	9%	1,191
PALM BAY HOSPITAL CLINICAL LABORATORY		833	353	30%	1,186
STAGEZERO LIFE SCIENCES INC	3	1,064	99	8%	1,166
EPN URGENT CARE NAPLES	2	792	372	32%	1,166
MYTEST DIAGNOSTICS		1,094	62	5%	1,156
NORTH FLORIDA PEDIATRICS-TALLAHASSEE	1	1,054	98	8%	1,153

COVID-19: testing by laboratory

Data through Mar 8, 2021 verified as of Mar 9, 2021 at 09:25 AM

Data in this report are provisional and subject to change.

The numbers in the table below represent the number of Florida and non-Florida residents for whom test results were received by the Department of Health. A person can be tested by more than one laboratory and can have both positive and negative results. **Therefore, the sum of the numbers in each column will be larger than the total number of people tested.**

Reporting lab	Inconclusive	Negative	Positive	Percent positive	Total
MINUTECLINIC LLC #5187		1,010	142	12%	1,152
PARAMOUNT URGENT CARE - CLERMONT		686	464	40%	1,150
LAB24 INC	3	473	668	58%	1,144
CAREFAST MURABELLA		681	461	40%	1,142
ADVANCED DIAGNOSTIC LABORATORY		1,092	47	4%	1,139
CAPSTONE HEALTHCARE		802	330	29%	1,132
COASTAL PEDIATRIC GROUP		974	152	13%	1,126
VERITAS GENETICS	61	942	119	11%	1,122
MIAMI JEWISH HEALTH SYSTEMS		1,057	58	5%	1,115
SUNRISE URGENT CARE ASSOCIATES LLC D/B/A	7	722	386	35%	1,115
PROFESSIONAL HEALTH EXAMINERS DBA PROHEALTH	1	901	212	19%	1,114
ADDICTION LABS OF AMERICA	3	1,034	77	7%	1,114
ST PETERSBURG PEDIATRICS	1	1,001	111	10%	1,113
PALM HARBOR PHARMACY		963	149	13%	1,112
NAPLES URGENT CARE	1	709	400	36%	1,110
VA PAIN CLINIC	4	1,064	39	4%	1,107
ARCPPOINT LABS OF CORAL SPRINGS FL		983	113	10%	1,096
XYZ LABORATORY	8	942	146	13%	1,096
INNOVATIVE TRANSFUSION MEDICINE, INC	11	915	152	14%	1,078
STEWARD REFERENCE LABORATORY	1	595	481	45%	1,077
MINUTECLINIC LLC		936	125	12%	1,061
RAINBOW RIVER MEDICAL LABORATORY		977	83	8%	1,060
NORTH FLORIDA PEDIATRICS - LAKE CITY		849	209	20%	1,058
HENDRY REGIONAL MEDICAL CENTER CLINICAL LABORATORY		809	248	23%	1,057
ADVENTHEALTH CENTRA CARE TRINITY		912	136	13%	1,048
PROJECT HEALTH INC	4	882	155	15%	1,041
PRIMARY CARE OF THE TREASURE COAST		902	132	13%	1,034
FLAGLER HOSPITAL LABORATORY	8	38	972	95%	1,018
USF MORSANI CENTER FOR ADVANCED HEALTH CARE		885	125	12%	1,010
GENEIQ		952	54	5%	1,006
BIO-TECH CLINICAL LABORATORIES INC		867	138	14%	1,005
VERITOR		850	151	15%	1,001
CARENOW URGENT CARE - FORT PIERCE		699	299	30%	998
PROFESSIONAL HEALTH EXAMINERS		849	144	15%	993
LENCO MEDICAL LABORATORY		944	47	5%	991
LAKELAND REGIONAL HEALTH - PWC/OB		36	954	96%	990
ABSOLUTE GENOMICS	1	800	181	18%	982
BROWNWOOD CARE CENTER		853	128	13%	981
PRIMARY CARE SOUTH INC		578	389	40%	967
LPG COCONUT POINT		793	163	17%	956
MINUTECLINIC, LLC DBA MINUTECLINIC #4717		915	40	4%	955
SPECTOR SCIENTIFIC LAB	1	455	497	52%	953
GENOSUR LLC	1	928	11	1%	940
HISTOPATHOLOGY SERVICES, LLC		824	104	11%	928
PHAROS HEALTH		687	241	26%	928
TYNDALL AIR FORCE BASE		723	204	22%	927

COVID-19: testing by laboratory

Data through Mar 8, 2021 verified as of Mar 9, 2021 at 09:25 AM

Data in this report are provisional and subject to change.

The numbers in the table below represent the number of Florida and non-Florida residents for whom test results were received by the Department of Health. A person can be tested by more than one laboratory and can have both positive and negative results. **Therefore, the sum of the numbers in each column will be larger than the total number of people tested.**

Reporting lab	Inconclusive	Negative	Positive	Percent positive	Total
VRL EUROFINs - DALLAS		913	13	1%	926
CATALYST WALK IN CLINIC		731	194	21%	925
GENE TOX WORLDWIDE	60	736	125	14%	921
INTEGRITY LABORATORIES, LLC	4	750	164	18%	918
QUICK CARE MED		687	227	25%	914
PEDIATRICS OF CENTRAL FLORIDA PA	20	844	48	5%	912
THE HEALTH CENTER OF PLANT CITY		837	71	8%	908
GROWING TOGETHER PEDIATRICS LLC		848	57	6%	905
FAST TRACK URGENT CARE CENTER		4	896	100%	900
NORTH FLORIDA PEDIATRICS PA - SUWANNEE	3	771	125	14%	899
FISHERMENS HOSPITAL CLINICAL LAB		817	79	9%	896
TACACHALE CLINICAL LABORATORY	1	847	47	5%	895
UNIVERSITY OF WEST FLORIDA STUDENT HEALTH SERVICES	1	765	122	14%	888
INTERLACHEN PEDIATRICS		851	33	4%	884
COVANCE CLINICAL RESEARCH UNIT INC		840	24	3%	864
C.W. BILL YOUNG VA MEDICAL CENTER	1	21	840	97%	862
NORTH VISTA HOSPITAL LABORATORY		737	125	15%	862
INTERLACHEN PEDIATRICS PA		818	38	4%	856
LEE COUNTY EMERGENCY MEDICAL SERVICE	1	738	114	13%	853
BAPTIST HEALTH - MD ANDERSON CANCER CENTER		845	5	1%	850
CAPE CANAVERAL HOSPITAL		578	265	31%	843
EAST LAKE PEDIATRICS		733	109	13%	842
PENSACOLA PEDIATRICS	2	604	235	28%	841
WOODLANDS MEDICAL SPECIALISTS		574	260	31%	834
NORTH FLORIDA PEDIATRICS PA	2	715	111	13%	828
DEPARTMENT OF CLINICAL LABS		807	18	2%	825
CONSULATE HEALTH CARE OF NEW PORT RICHEY	2	698	123	15%	823
CREEKSIDE CARE CENTER	1	681	139	17%	821
FLORIDA HOSPITAL ORLANDO		743	74	9%	817
ADVENTHEALTH EXPRESS CARE AT WALGREENS		711	103	13%	814
ASAP LABS LLC	7	655	151	19%	813
MOLECULAR TESTING LABS		758	53	7%	811
ASCENSION ST VINCENT'S - CLAY		775	35	4%	810
Point of Care Testing	1	116	686	85%	803
COASTAL PHYSICIANS, LLC		648	154	19%	802
CVS HEALTH		624	176	22%	800
NITE LITE PEDIATRICS		234	564	71%	798
HALIFAX MEDICAL CENTER-PORT ORANGE LAB		684	113	14%	797
NORTH SHORE LIJ URGENT CARE PC		749	46	6%	795
REDI MED LLC		634	157	20%	791
CRUCIAL CARE EMERGENCY MEDICINE DOCTORS		632	158	20%	790
NORTH OKALOOSA MEDICAL CENTER		455	333	42%	788
DYNIX DIAGNOSTICS	2	526	255	33%	783
Tampa Lakes Health and Rehabilitation Center	2	707	73	9%	782
NONE		308	470	60%	778
PRIMARY CARE SERVICES AT INDIAN RIVER ESTATES		754	24	3%	778

COVID-19: testing by laboratory

Data through Mar 8, 2021 verified as of Mar 9, 2021 at 09:25 AM

Data in this report are provisional and subject to change.

The numbers in the table below represent the number of Florida and non-Florida residents for whom test results were received by the Department of Health. A person can be tested by more than one laboratory and can have both positive and negative results. **Therefore, the sum of the numbers in each column will be larger than the total number of people tested.**

Reporting lab	Inconclusive	Negative	Positive	Percent positive	Total
FAMILY HEALTH CENTERS OF SWF LABS	2	681	87	11%	770
CHILDRENS MEDICAL ASSOCIATION		697	68	9%	765
JACKSONVILLE BEACH PEDIATRIC CARE CENTER		702	63	8%	765
MACDILL AIR FORCE BASE		712	51	7%	763
LOOP PEDIATRICS PA	3	641	119	16%	763
VITAS HEALTHCARE CORPORATION OF FLA	1	755	5	1%	761
HEALTH CENTRAL CLINICAL LABORATORY		695	65	9%	760
MIDWAY SPECIALTY CARE CENTER		536	221	29%	757
Victoria Nursing and Rehabilitation Center		703	53	7%	756
VENICE REGIONAL BAYFRONT HEALTH (PULMONARY)		637	117	16%	754
NORTHEAST FLORIDA NEUROLOGY CLINICS, INC		637	113	15%	750
NCHMD, INC SOUTHEAST IMMEDIATE CARE		577	168	23%	745
CARE ONE OF FLORIDA LLC		501	241	32%	742
SANTA ROSA MEDICAL GROUP		575	161	22%	736
ANY LAB TEST NOW	1	493	241	33%	735
ADVENT HEALTH LAB - ORLANDO		433	296	41%	729
CLINICAL PATHOLOGY LABS INC		651	73	10%	724
ORLANDO HEALTH AND REHAB CENTER		680	44	6%	724
PRIMARY CARE SERVICES AT ST ANDREWS ESTATES		723			723
SOLARIS HEALTHCARE CHARLOTTE HARBOR		675	47	7%	722
CALHOUN LIBERTY HOSPITAL		563	154	21%	717
24 HOUR PEDIATRIC CARE CENTER	3	664	50	7%	717
DISNEY COVID TEST SITE		703	13	2%	716
LIFE CARE CENTER OF NEW PORT RICHEY		683	33	5%	716
PALACE NURSING HOME & REHAB CENTER		678	36	5%	714
DOCTOR'S MEMORIAL HOSPITAL		549	162	23%	711
WILLOWBROOKE COURT AT EDGEWATER POINTE ESTATES		702	9	1%	711
AMERICAN MEDICAL RESPONSE		700	8	1%	708
KENDALL HEALTHCARE PROPERTIES DBA	2	678	27	4%	707
GRAND COURT TAMPA		701	4	1%	705
TELESCOPE HEALTH LLC	3	589	112	16%	704
NORTH FLORIDA MEDICAL GROUP		558	143	20%	701
PALM GARDEN OF PORT SAINT LUCIE		689	9	1%	698
Crestview Rehabilitation Center	5	563	128	18%	696
PREMIER MEDICAL LABORATORY SERVICES	2	463	225	33%	690
POINT WASHINGTON MEDICAL CLINIC	1	486	199	29%	686
ENCOMPASS HEALTH		665	18	3%	683
EAST LAKE PEDIATRICS PA		619	63	9%	682
PHYSICIANS STAT LAB INC		593	85	13%	678
GULF COAST VILLAGE		645	33	5%	678
NCH HEALTHCARE SYSTEM MICROBIOLOGY LAB		2	674	100%	676
MINI ER ADULT AND PEDIATRIC URGENT CARE		574	98	15%	672
CENTRAL FLORIDA HEALTH CARE INC		565	107	16%	672
LAB DOCTOR		584	82	12%	666
BOND AND STEELE CLINIC PA		470	194	29%	664
MEDICAL FP - WHOLE FAMILY HEALTH CENTER		543	120	18%	663

COVID-19: testing by laboratory

Data through Mar 8, 2021 verified as of Mar 9, 2021 at 09:25 AM

Data in this report are provisional and subject to change.

The numbers in the table below represent the number of Florida and non-Florida residents for whom test results were received by the Department of Health. A person can be tested by more than one laboratory and can have both positive and negative results. **Therefore, the sum of the numbers in each column will be larger than the total number of people tested.**

Reporting lab	Inconclusive	Negative	Positive	Percent positive	Total
ETHOS WELLNESS PHARMACY		619	43	6%	662
AMERICAN FAMILY CARE PENSACOLA WEST		127	533	81%	660
FLORIDA GULF COAST UNIVERSITY		476	184	28%	660
TREE HOUSE PEDIATRICS PLLC		592	67	10%	659
VIERA HOSPITAL, INC		518	141	21%	659
FLAGLER COUNTY HEALTH DEPARTMENT	3	510	143	22%	656
ADVENTHEALTH MEDICAL GROUP PROMPT CARE		471	184	28%	655
GULF COAST MOLECULAR LABORATORIES	13	540	102	16%	655
POINT OF CARE TESTING SITE		630	24	4%	654
PEBBLEBROOK PHARMACY	1	543	110	17%	654
GOLDEN GATE FAMILY CLINIC		206	446	68%	652
LIFE CARE CENTER OF PENSACOLA		602	49	8%	651
MAVERICK LABS		460	188	29%	648
MAIN STREET MEDICAL CENTER		128	519	80%	647
JOHN KNOX VILLAGE HEALTH CENTER		624	21	3%	645
ST JOHN'S NURSING CENTER		623	21	3%	644
MANOR PINES CONVALESCENT CENTER LLC	1	621	21	3%	643
MOUNT SINAI LABORATORY		613	29	5%	642
PALM BEACH ATLANTIC UNIVERSITY		623	18	3%	641
ORANGE BLOSSOM FAMILY HEALTH		609	27	4%	636
VETERANS AFFAIRS MEDICAL CENTER	1	41	592	93%	634
AMERICAN SCIENTIFIC LABORATORIES LLC		628	5	1%	633
PALM GARDEN OF VERO BEACH		591	40	6%	631
SOUTHEAST ALABAMA MEDICAL CENT		569	53	9%	622
SPRING HILL HEALTH AND REHABILITATION CENTER		597	24	4%	621
LIFE CARE CENTER OF ORANGE PARK		591	30	5%	621
EXPRESS PHARMACY		572	46	7%	618
CLEWISTON NURSING AND REHABILITATION CENTER		602	12	2%	614
MID-FLORIDA PATHOLOGY		466	148	24%	614
THE PRESERVE		603	9	1%	612
GOLDEN GLADES NURSING & REHABILITATION CTR		594	16	3%	610
HOLY CROSS HOSPITAL		12	598	98%	610
HOLMES REGIONAL MEDICAL CENTER		5	603	99%	608
SEBASTIAN RIVER MEDICAL CENTER	2	440	164	27%	606
BREVARD HEALTH ALLIANCE		349	256	42%	605
LIFE CARE CENTER OF HILLIARD		583	22	4%	605
BROAD INSTITUTE CLINICAL SEQUENCING RESEARCH PLATFORM	2	574	28	5%	604
BOCA GRANDE HEALTH CLINIC		574	30	5%	604
FORT MYERS INTERNAL MEDICINE, LLC		542	61	10%	603
STATMED OCALA	3	474	125	21%	602
PATIENTS FIRST - MAHAN DRIVE		164	436	73%	600
MANOR CARE HEALTH SERVICES - FT MYERS		575	25	4%	600
MOORINGS PARK INSTITUTE, INC, THE		572	26	4%	598
VETERANS AFFAIRS MEDICAL CENTER - JAMES A HALEY			597	100%	597
BROOKDALE FORT MYERS CYPRESS LAKE		590	2	0%	592
CITY MEDICAL OF NEW JERSEY, PC		541	51	9%	592

COVID-19: testing by laboratory

Data through Mar 8, 2021 verified as of Mar 9, 2021 at 09:25 AM

Data in this report are provisional and subject to change.

The numbers in the table below represent the number of Florida and non-Florida residents for whom test results were received by the Department of Health. A person can be tested by more than one laboratory and can have both positive and negative results. **Therefore, the sum of the numbers in each column will be larger than the total number of people tested.**

Reporting lab	Inconclusive	Negative	Positive	Percent positive	Total
VITAS HEALTHCARE CORP OF CENTRAL FL		568	23	4%	591
PEDIATRIC HEALTHCARE ALLIANCE PA		542	48	8%	590
Fernandina Beach Rehabilitation and Nursing Center	1	570	19	3%	590
CONSULATE HEALTHCARE OF VERO BEACH	14	492	81	14%	587
SUWANNEE HEALTH AND REHABILITATION CENTER		581	5	1%	586
EDEN SPRINGS NURSING AND REHAB CENTER		476	110	19%	586
PEDIATRIC HEALTHCARE ALLIANCE		553	33	6%	586
J AND G MEDICAL GROUP LLC		478	101	17%	579
CYPRESS VILLAGE	1	552	24	4%	577
WATSON THERAPEUTICS INC	1	552	24	4%	577
NSPIRE HEALTHCARE MIAMI LAKES	8	552	14	2%	574
DAVITA LABORATORY		471	103	18%	574
HMA SANTA ROSA MEDICAL CENTER LLC DBA		452	122	21%	574
MEDONE URGENT CARE CENTER		350	223	39%	573
THERADOC		152	421	73%	573
BUFFALO CROSSING HEALTHCARE & REHABILITATION CTR		557	15	3%	572
TENNESSEE DOH - NASHVILLE	2	504	66	12%	572
MEDICAL VB		451	121	21%	572
CARITHERS PEDIATRIC GROUP		521	49	9%	570
WILLOW BROOKE COURT AT INDIAN RIVER ESTATES		525	43	8%	568
FAMILY HEALTH CENTERS OF SOUTHWEST FLORIDA INC		493	70	12%	563
MAYFLOWER ASSISTED LIVING		556	6	1%	562
BALDOMERO LOPEZ STATE VETERANS NURSING HOME	2	555	4	1%	561
AFC URGENT CARE CLEARWATER	1	123	436	78%	560
ECCOLAB GROUP	1	146	412	74%	559
DIAMOND RIDGE HEALTH AND REHABILITATION		526	32	6%	558
SHORELINE PHYSICIAN GROUP		342	216	39%	558
CONTINENTAL CLINICAL RESEARCH, LLC		516	40	7%	556
EMERALD SHORES HEALTH AND REHABILITATION		458	97	17%	555
MANOR CARE NURSING CENTER OF SARASOTA FL LLC		468	87	16%	555
EXPRESS URGENT CARE LLC		1	550	100%	551
NEMOURS CHILDREN'S HOSPITAL		453	98	18%	551
PALM GARDEN OF TAMPA		521	29	5%	550
The Sands at South Beach		545	4	1%	549
BALDWIN PEDIATRICS	1	519	28	5%	548
MEDICAL CENTER OF DELTONA, INC		453	94	17%	547
VITAE DIAGNOSTICS		534	13	2%	547
CLINICAL ENTERPRISE, INC		527	20	4%	547
Signature HealthCare Center of Waterford		516	30	5%	546
CLIFFORD CHESTER SIMS STATE VETERANS		533	12	2%	545
COASTAL URGENT CARE		428	116	21%	544
Plantation Bay Rehabilitation Center		519	24	4%	543
DOCTORS CENTER,THE		432	111	20%	543
NCH HEALTHCARE BONITA		413	129	24%	542
NCF DIAGNOSTICS & DNA TECHNOLOGIES	15	209	318	59%	542
EMERALD COAST PEDIATRICS		531	11	2%	542

COVID-19: testing by laboratory

Data through Mar 8, 2021 verified as of Mar 9, 2021 at 09:25 AM

Data in this report are provisional and subject to change.

The numbers in the table below represent the number of Florida and non-Florida residents for whom test results were received by the Department of Health. A person can be tested by more than one laboratory and can have both positive and negative results. **Therefore, the sum of the numbers in each column will be larger than the total number of people tested.**

Reporting lab	Inconclusive	Negative	Positive	Percent positive	Total
VETERANS AFFAIRS MEDICAL CENTER - BAY PINES		18	520	97%	538
SABAL PALMS HEALTH AND REHAB		487	50	9%	537
VETERANS AFFAIRS MEDICAL CENTER - GAINESVILLE		3	531	99%	534
CLARITY LABS		464	70	13%	534
BAPTIST PRIMARY CARE	2	425	106	20%	533
BOND CLINIC PA PEDIATRICS DEPT		486	46	9%	532
DOH - INDIAN RIVER		450	79	15%	529
MED FAST URGENT CARE CENTER		260	268	51%	528
MEDICAL CENTER CLINIC-IMMEDIATE CARE	1	423	104	20%	528
VILLA MARIA NURSING & REHAB CENTER INC	1	513	13	2%	527
PIONEER CLINICAL LAB LLC		422	102	19%	524
MEDONE URGENT CARE AT ST. AUGUSTINE		136	388	74%	524
HARBOUR HEALTH CENTER		505	15	3%	520
AMERICA'S PHARMACY LLC		461	58	11%	519
VALENCIA HILLS HEALTH AND REHABILITATION CENTER		504	13	3%	517
SOLARIS HEALTHCARE LAKE CITY		419	98	19%	517
CHILDRENS MEDICAL ASSOCIATION PA		455	58	11%	513
HEARTLAND PEDIATRICS OF LAKE WALES		458	54	11%	512
MEDFAST URGENT CARE CENTERS		231	281	55%	512
PALMETTO FAMILY HEALTHCARE	1	322	185	36%	508
JACKSON MEMORIAL PERDUE MEDICAL CENTER		480	26	5%	506
FLORIDA DEPARTMENT OF HEALTH IN CALHOUN COUNTY		382	123	24%	505
FOUNTAIN MANOR HEALTH AND REHAB CENTER	1	485	18	4%	504
OCALA FAMILY MEDICAL CENTER INC	2	439	61	12%	502
Southern Oaks Care Center	1	463	37	7%	501
ARCPPOINTS LABS		435	65	13%	500
NEW YORK HOSPITAL LABORATORIES	1	487	12	2%	500
FLORIDA DEPARTMENT OF HEALTH CLAY COUNTY	1	400	98	20%	499
RICARDO NAVARRO DO PA		429	70	14%	499
MEMORIAL PEMBROKE 24/7 CARE CENTER		380	119	24%	499
ENZO CLINICAL LABS INC	3	471	25	5%	499
PALM GARDEN OF CLEARWATER		480	18	4%	498
CLINICAL PATHOLOGY LABS		386	111	22%	497
RIVER GARDEN HEBREW HOME FOR THE AGED		442	54	11%	496
WILLIAM OWEN PASS PARK		437	59	12%	496
JACKSON MEMORIAL LONG TERM CARE CENTER		472	22	4%	494
HEALTH CENTER AT BRENTWOOD	1	449	44	9%	494
RAINBOW PEDIATRIC CENTER PA		462	32	6%	494
The Manor at Blue Water Bay		433	60	12%	493
DXTERITY DIAGNOSTICS	2	460	31	6%	493
ASCEND CLINICAL	5	415	71	14%	491
ST CLOUD REGIONAL MEDICAL CENTER CLINICAL LAB		394	95	19%	489
PALM GARDEN OF JACKSONVILLE	2	406	80	16%	488
SUSANNA WESLEY HEALTH CENTER		450	36	7%	486
HILLCREST HEALTH CARE & REHABILITATION CENTER	3	469	14	3%	486
SANDBAY URGENT CARE		391	94	19%	485

COVID-19: testing by laboratory

Data through Mar 8, 2021 verified as of Mar 9, 2021 at 09:25 AM

Data in this report are provisional and subject to change.

The numbers in the table below represent the number of Florida and non-Florida residents for whom test results were received by the Department of Health. A person can be tested by more than one laboratory and can have both positive and negative results. **Therefore, the sum of the numbers in each column will be larger than the total number of people tested.**

Reporting lab	Inconclusive	Negative	Positive	Percent positive	Total
WEST GABLES HEALTH CARE CENTER		474	10	2%	484
THE PALACE AT HOMESTEAD	1	464	19	4%	484
RESTORE HEALTH URGENT CARE		376	105	22%	481
WHITE-WILSON MEDICAL CENTER - FORT WALTON BEACH		462	19	4%	481
NORTH FLORIDA RETIREMENT VILLAGE		479	2	0%	481
CHILDRENS CLINIC WEST FLORIDA PEDIATRICS		436	42	9%	478
LAUDERDALE NURSING CENTER LLC	1	455	19	4%	475
HARTS HARBOR HEALTH CARE CENTER		453	21	4%	474
MICHAEL A MIDDLETON MD PA		456	18	4%	474
MANOR OAKS NURSING & REHAB CENTER	4	467	2	0%	473
Good Samaritan Society Kissimmee Village		408	65	14%	473
FIRST CHOICE PEDIATRICS		383	89	19%	472
UNIVERSITY OF TAMPA INC, THE		463	9	2%	472
CITRUS NURSING CENTER LLC		425	46	10%	471
HOPE HOSPICE AND COMMUNITY SERVICES INC	14	440	17	4%	471
FLO-MEDILAB SERVICES LLC		188	282	60%	470
NAVAL HOSPITAL - JACKSONVILLE		136	332	71%	468
BENTON PEDIATRICS INC		420	48	10%	468
Quest Diag Unspecifd	1	317	150	32%	468
MANOR AT CARPENTERS		441	27	6%	468
LIFE CARE CENTER OF PALM BAY		438	27	6%	465
FLORIDA HOSPITAL WAUCHULA		330	134	29%	464
SHORE ACRES CARE CENTER		429	35	8%	464
AFC URGENT CARE FAMILY CARE			464	100%	464
PARKLANDS FACILITY INC	4	417	42	9%	463
DBI HEALTH INC		448	15	3%	463
LITTLE PINE PEDIATRICS PLLC	3	401	58	13%	462
ORLANDO HEALTH CENTER FOR REHABILITATION		449	13	3%	462
HERON POINTE HEALTH AND REHABILITATION	1	457	3	1%	461
BROOKDALE PALMER RANCH	1	403	57	12%	461
PHYSICIANS PRIMARY CARE LAB	1	396	63	14%	460
CLARIDGE HOUSE NURSING CENTER		437	18	4%	455
STEWARD SEBASTIAN RIVER MEDICAL CENTER		398	56	12%	454
Williston Care Center		394	59	13%	453
Q ANSWER LAB	1	392	59	13%	452
CARE ONE OF FLORIDA	1	307	144	32%	452
CARENOW	2	247	200	45%	449
AFC URGENT CARE SEMINOLE			447	100%	447
BROWARD PARTNERSHIP	6	432	8	2%	446
COLLIER URGENT CARE CENTERS CREEKSIDE		407	38	9%	445
PALM GARDEN OF ORLANDO		412	33	7%	445
ELLENTON PEDIATRICS		426	18	4%	444
DIAMOND RIDGE HEALTH AND REHABILITATION CENTER		422	22	5%	444
NEW PLANT CITY FAMILY CARE	1	237	205	46%	443
SIGNATURE HEALTHCARE OF BROOKWOOD GARDENS		436	6	1%	442
NORTH FLORIDA REHABILITATION & SPECIALTY CARE		436	6	1%	442

COVID-19: testing by laboratory

Data through Mar 8, 2021 verified as of Mar 9, 2021 at 09:25 AM

Data in this report are provisional and subject to change.

The numbers in the table below represent the number of Florida and non-Florida residents for whom test results were received by the Department of Health. A person can be tested by more than one laboratory and can have both positive and negative results. **Therefore, the sum of the numbers in each column will be larger than the total number of people tested.**

Reporting lab	Inconclusive	Negative	Positive	Percent positive	Total
Solaris HealthCare Windermere		410	32	7%	442
NEW YORK PRESBYTERIAN - CUMC CLINICAL		424	18	4%	442
AFC URGENT CARE TYRONE		2	439	100%	441
EMERITUS AT NAPLES	2	437	1	0%	440
SMA SPECIALTY MEDICAL LAB		119	321	73%	440
SEMINOLE NURSING PAVILION		430	8	2%	438
RUSKIN HEALTH CENTER		267	171	39%	438
VITAS LUTHERAN TOWERS INPATIENT PROGRAM		373	64	15%	437
FLORIDA HOSPITAL MEDICAL GROUP		267	169	39%	436
SOLARIS HEALTHCARE OSCEOLA		413	22	5%	435
SUNSHINE URGENT CARE LLC		287	147	34%	434
ST ANDREWS BAY SKILLED NURSING &		374	60	14%	434
GANDY CROSSING CARE CENTER	1	417	14	3%	432
PRO HEALTH		188	244	56%	432
Ocala Health and Rehabilitation Center		411	21	5%	432
AVECINA MEDICAL JULINGTON	1	240	189	44%	430
APP-UNIPATH, LLC	2	413	15	3%	430
FLORIDA DEPT OF HEALTH IN BREVARD COUNTY	3	363	63	15%	429
PALM GARDEN OF OCALA		330	98	23%	428
PALM GARDEN OF WINTER HAVEN	3	407	16	4%	426
CONSULATE HEALTH CARE OF BAYONET POINT	4	414	7	2%	425
MEDIPATH		19	404	96%	423
Colonial Lakes Health Care		384	38	9%	422
Cypress Cove Care Center		322	100	24%	422
Darcy Hall Of Life Care		409	12	3%	421
Bardmoor Oaks Healthcare and Rehabilitation Center		410	11	3%	421
BROOKSVILLE HEALTHCARE CENTER LLC		408	13	3%	421
GARCIA CLINICAL LABORATORY		28	392	93%	420
SANTA ROSA CENTER FOR REHABILITATION AND HEALING		350	69	16%	419
MINUTECLINIC LLC, #10357		418	1	0%	419
HEALTHY STEPS PEDIATRICS		370	47	11%	417
SPEARHEAD MEDICAL		361	55	13%	416
LEHIGH REGIONAL MEDICAL CENTER LAB		371	44	11%	415
NAPLES CHILDREN'S URGENT CARE		361	53	13%	414
SOLARIS HEALTHCARE MERRITT ISLAND		369	41	10%	410
THE PALACE MANAGEMENT - THE PALACE AT CORAL GABLES		407	3	1%	410
MINUTECLINIC LLC #3671		366	44	11%	410
STARKE FAMILY MEDICAL CENTER		320	89	22%	409
LIFEBRITE	1	210	195	48%	406
Solaris Healthcare Daytona	2	357	46	11%	405
TIDE LABORATORIES		362	43	11%	405
FLORIDA DEPARTMENT OF HEALTH		356	49	12%	405
TIDEWELL HOSPICE INC	2	395	7	2%	404
ANCIENT CITY PEDIATRICS	1	387	16	4%	404
Timberridge Center for Rehabilitation and Healing		370	34	8%	404
CLERMONT HEALTH AND REHABILITATION CENTER		370	32	8%	402

COVID-19: testing by laboratory

Data through Mar 8, 2021 verified as of Mar 9, 2021 at 09:25 AM

Data in this report are provisional and subject to change.

The numbers in the table below represent the number of Florida and non-Florida residents for whom test results were received by the Department of Health. A person can be tested by more than one laboratory and can have both positive and negative results. **Therefore, the sum of the numbers in each column will be larger than the total number of people tested.**

Reporting lab	Inconclusive	Negative	Positive	Percent positive	Total
ABBEY DELRAY		397	5	1%	402
ORCHARD PARK HEALTH & REHABILITATION		397	5	1%	402
ROLLINS COLLEGE WELLNESS CENTER		130	272	68%	402
ADDINGTON PLACE AT WELLINGTON GREEN		390	9	2%	399
INDIAN RIVER CTR, LLC		349	50	13%	399
MEDSCAN LABORATORY INC	1	182	214	54%	397
TREASURE COAST COMMUNITY HEALTH	3	328	65	16%	396
Manatee Springs Rehabilitation and Nursing Center		375	20	5%	395
PENSACOLA PEDIATRICS PA - TIGER POINT	18	368	8	2%	394
VITAS HEALTHCARE CORPORATION		389	5	1%	394
MINI ER AND URGENT CARE		289	105	27%	394
MAGNOLIA FAMILY URGENT CARE		349	40	10%	389
BARBER		13	376	97%	389
AFC URGENT CARE		68	320	82%	388
WHITE WILSON MEDICAL CENTER PA - NAVARRE		275	112	29%	387
ADVENTHEALTH EXPRESS CARE AT		315	71	18%	386
PALMS OF SEBRING		352	34	9%	386
GOOD SAMARITAN CENTER		382	3	1%	385
SOLARIS HEALTHCARE BAYONET POINT		369	16	4%	385
AMEERAH LABS, LLC	2	300	82	21%	384
FG RAPID RESULTS	2	133	249	65%	384
FLORIDA DEPARTMENT OF HEALTH IN LIBERTY COUNTY	2	284	96	25%	382
Destin Healthcare and Rehabilitation Center	1	341	40	10%	382
BROOKDALE Paddock Hills	2	377	2	1%	381
FAMILY CARE PARTNERS OF NORTHEAST FLORIDA LLC		307	74	19%	381
NURSING PLUS OF BROWARD LLC		364	15	4%	379
SUNLAND MARIANNA COX MEDICAL CENTER		336	42	11%	378
ASSOCIATESMD MEDICAL GROUP INC		320	57	15%	377
BAYA PHARMACY WEST		8	368	98%	376
FHMG FLORIDA HOSPITAL MEDICAL GROUP		339	37	10%	376
EPN URGENT CARE		44	331	88%	375
DIAGNOSTIC & CLINICAL CARE SERVICES INC DBA		300	75	20%	375
BLOUNTSTOWN REHABILITATION CENTER LLC		268	106	28%	374
VILLAGE DOCTORS OF KEYSTONE		293	81	22%	374
FAIR HAVENS CENTER, OPCO		367	6	2%	373
MOOSEHAVEN HEALTH CENTER		335	38	10%	373
Life Care Center of Ocala		304	69	18%	373
HEALTHWORKS MED GROUP OF FLORIDA PA	3	362	8	2%	373
UR MEDICINE LABS- CENTRAL LABORATORY		350	22	6%	372
LIFE CARE PONTE VEDRA INC		364	8	2%	372
ORLANDO VA MEDICAL CENTER			372	100%	372
HENDRY REGIONAL MEDICAL CENTER		107	265	71%	372
ACCESS MEDICAL CENTER	1	344	27	7%	372
PINES OF SARASOTA		368	4	1%	372
URGENT CARE BETHESDA	1	318	52	14%	371
ADVENTHEALTH MEDICAL GROUP PROMPT CAR	1	263	106	29%	370

COVID-19: testing by laboratory

Data through Mar 8, 2021 verified as of Mar 9, 2021 at 09:25 AM

Data in this report are provisional and subject to change.

The numbers in the table below represent the number of Florida and non-Florida residents for whom test results were received by the Department of Health. A person can be tested by more than one laboratory and can have both positive and negative results. **Therefore, the sum of the numbers in each column will be larger than the total number of people tested.**

Reporting lab	Inconclusive	Negative	Positive	Percent positive	Total
Stacey Health Care Centers Inc. dba Riverside Care Center		340	29	8%	369
ADVENT HEALTH - TAMPA		148	220	60%	368
INTERNAL MEDICINE & PEDIATRICS OF TAMPA BAY PA		312	55	15%	367
Bayside Care Center	1	346	20	5%	367
TRENTON MEDICAL CENTER INC DBA PALMS MEDICAL GROUP	4	270	93	25%	367
SEA BREEZE REHAB AND NURSING CENTER		355	9	2%	364
UNIVERSITY OF TAMPA STUDENT HEALTH AND SHC CLINICAL LABORATORY		212	152	42%	364
ABBOTT DIAGNOSTICS		346	17	5%	363
INFORM DIAGNOSTICS		354	9	2%	363
NATIONS BEST FAMILY HEALTH CARE		184	178	49%	362
ST PETERSBURG PEDIATRICS-PARK BLVD		328	34	9%	362
BAPTIST PRIMARY CARE, INC		333	28	8%	361
PEDIATRICS BY THE SEA		347	13	4%	360
solaris Healthcare Parkway	2	341	17	5%	360
PEDIATRIC ASSOCIATES OF OCALA PA		328	31	9%	359
PruittHealth Panama City	1	293	64	18%	358
HEALTH CENTRAL PARK		292	66	18%	358
FLOMEDILAB		140	217	61%	357
FLORIDA HOSPITAL HEARTLAND MED CTR LAKE PLACID		268	88	25%	356
SERENADES IN THE VILLAGES		302	53	15%	355
AUGUSTUS LABS LLC		272	83	23%	355
VETERANS AFFAIRS MEDICAL CENTER - LAKE CITY		52	303	85%	355
HAINES CITY REHABILITATION AND NURSING CENTER		331	24	7%	355
QUALITOX LABORATORIES		181	173	49%	354
SUN COUNTRY PEDIATRICS PLLC	9	314	31	9%	354
FLORIDA HEART & VASCULAR MULTISPECIALTY GROUP PA		258	96	27%	354
HOSPICE OF THE FLORIDA SUNCOAST,THE		351	3	1%	354
ST PETERSBURG PEDIATRICS-SEMINOLE BLVD		288	65	18%	353
MY CLINICAL LAB		224	129	37%	353
MEDFAST URGENT CARE CENTER		122	230	65%	352
VILLAGE AT VIENNA SQUARE,THE	6	329	17	5%	352
MANORCARE HEALTH SERVICES - VENICE		297	55	16%	352
BRISTOL AT TAMPA, THE	4	340	8	2%	352
BAYSHORE DIAGNOSTICS		310	41	12%	351
CORAL BAY HEALTHCARE AND REHABILITATION	1	338	12	3%	351
TRI-COUNTY NURSING AND REHABILITATION CENTER INC		336	15	4%	351
SANFORD LABORATORIES		325	26	7%	351
PW WINDERMERE SUBTENANT LLC		350	1	0%	351
SIPARADIGM, DIAGNOSTIC INFORMATICS		273	77	22%	350
SIGNATURE HEALTHCARE OF NORTH FLORIDA		345	4	1%	349
ORCHARD RIDGE CARE AND REHABILITATION CENTER		329	19	5%	348
CHAUTAUQUA REHABILITATION AND NURSING CENTER		338	9	3%	347
PALMETTO SUBACUTE CARE CENTER		336	11	3%	347
HARDEE MANOR HEALTH CARE CENTER	1	342	3	1%	346
NATURE COAST MEDICAL GROUP		253	93	27%	346
HEALTH DESIGNS		332	14	4%	346

COVID-19: testing by laboratory

Data through Mar 8, 2021 verified as of Mar 9, 2021 at 09:25 AM

Data in this report are provisional and subject to change.

The numbers in the table below represent the number of Florida and non-Florida residents for whom test results were received by the Department of Health. A person can be tested by more than one laboratory and can have both positive and negative results. **Therefore, the sum of the numbers in each column will be larger than the total number of people tested.**

Reporting lab	Inconclusive	Negative	Positive	Percent positive	Total
ADVENTHEALTH EXPRESS CARE AT WALGREENS 49TH STREET		293	52	15%	345
MANOR CARE OF BOYNTON BEACH LLC		321	24	7%	345
KINDRED HOSPITAL	9	319	16	5%	344
PALM GARDEN OF WEST PALM BEACH☐	4	325	15	4%	344
HARDEE COUNTY HEALTH DEPARTMENT		277	67	19%	344
Palm Garden of Largo		339	4	1%	343
ADVENT HEALTH CENTRA CARE - PALM COAST		80	261	77%	341
USAFSAM/PHE		174	167	49%	341
Marshall Health and Rehabilitation Center		292	49	14%	341
CORAL TRACE HEALTH CARE☐	2	332	5	1%	339
WELL HEALTH WORKS	1	303	35	10%	339
MOBILE MEDICAL ASSOCIATES PL	10	287	42	12%	339
SELECT REFERENCE LABORATORIES, LLC	1	326	12	4%	339
ARCPPOINT LABS OF SARASOTA MANATEE		261	78	23%	339
VILLAGE DOCTORS FAMILY MEDICAL CENTER OF		274	64	19%	338
PORT SAINT LUCIE HOSPITAL		328	9	3%	337
COLOR GENOMICS, INC.	2	329	6	2%	337
BREVARD HEALTH ALLIANCE INC, THE		321	16	5%	337
SABAL DIRECT PRIMARY CARE, PA		278	58	17%	336
FAIRWAY OAKS CENTER LLC	6	324	6	2%	336
DIGNITY HEALING, LLC		320	15	4%	335
MILLER BIOCONNECT		303	31	9%	334
BARTON HEALTH ALLIANCE	3	286	45	13%	334
BONIFAY NURSING AND REHAB CENTER		304	30	9%	334
CRONOS CLINICAL LABORATORY	22	220	91	27%	333
Bay Breeze Senior Living and Rehabilitation Center		280	53	16%	333
NORTH PINELLAS STATMED QUICK QUALITY CLINICS		236	97	29%	333
OCEAN VIEW NURSING AND REHAB CENTER		315	16	5%	331
Life Care Center at Wells Crossing		309	21	6%	330
MEMPHIS PATHOLOGY LABORATORY	4	306	19	6%	329
ADVENT HEALTH - DELTONA ER		267	61	19%	328
PLANT CITY PEDIATRICS	1	265	61	19%	327
ONESTOP MEDICAL AND URGENT CARE LLC		283	43	13%	326
FL HUD DESTIN, LLC D/B/A GRAND BOULEVARD HEALTH		288	38	12%	326
LIFE CARE CENTER OF WINTER HAVEN		307	18	6%	325
BAY VILLAGE OF SARASOTA INC		322	3	1%	325
PIONEER CLINICAL LAB, LLC		212	113	35%	325
KISSIMMEE FACILITY OPERATIONS LLC		302	23	7%	325
ATLANTIC SHORES NURSING AND REHAB CENTER	1	315	9	3%	325
TRINITY REGIONAL REHAB CENTER		310	15	5%	325
MIDWAY SPECIALTY CARE CENTER	3	207	114	35%	324
AVANTE AT MT DORA		320	4	1%	324
SPRINGTREE REHAB & HEALTH CARE CENTER		302	21	7%	323
TAMARAC REHABILITATION & HEALTH CENTER		320	3	1%	323
DELTONA HEALTH CARE		298	24	7%	322
ROSEWOOD HEALTH AND REHABILITATION CENTER		301	21	7%	322

COVID-19: testing by laboratory

Data through Mar 8, 2021 verified as of Mar 9, 2021 at 09:25 AM

Data in this report are provisional and subject to change.

The numbers in the table below represent the number of Florida and non-Florida residents for whom test results were received by the Department of Health. A person can be tested by more than one laboratory and can have both positive and negative results. **Therefore, the sum of the numbers in each column will be larger than the total number of people tested.**

Reporting lab	Inconclusive	Negative	Positive	Percent positive	Total
AVENTURA REHAB AND NURSING CENTER		309	12	4%	321
WELL-BEING MEDICAL CENTER PLLC		296	25	8%	321
LAKE EUSTIS HEALTH AND REHABILITATION CENTER		314	7	2%	321
FAMILY EXPRESS URGENT CARE		5	315	98%	320
SPECIALTY HEALTH AND REHABILITATION CENTER		295	25	8%	320
QUOTIENT SCIENCES		309	10	3%	319
SILVER CREEK SENIOR LIVING COMMUNITY		314	5	2%	319
LabCorp (Non-Interfaced)	1	124	193	61%	318
HCSO OCCUPATIONAL HEALTH AND WELLNESS CENTER		249	69	22%	318
HEALTH PARK CARE CENTER		313	4	1%	317
ELMHURST HOSPITAL CENTER	1	288	28	9%	317
BIOCEPT		293	22	7%	315
PruittHealth Santa Rosa		225	90	29%	315
KENNEDY PAIN CLINIC GROUP LLC		283	31	10%	314
ST LUCIE EMPLOYEE HEALTH & WELLNESS CENTER		307	6	2%	313
MEDICAL CENTER AT OCEAN REEF,THE		297	16	5%	313
GENESIS MEDICAL LABORATORY MIAMI FL.		83	230	73%	313
MEDEXPRESS LUTZ		3	309	99%	312
REHABILITATION CENTER OF LAKE CITY, THE		284	28	9%	312
AMBULATORY SURGERY CENTER OF BOCA RATON LTD		308	4	1%	312
KEY WEST HEALTH AND REHAB	1	304	7	2%	312
SAMANTHA WILSON CARE CENTER	4	298	9	3%	311
GOOD SAMARITAN SOCIETY-DAYTONA		291	20	6%	311
THE SPRINGS AT BOCA CIEGA BAY		301	9	3%	310
RIVERS FAMILY MEDICINE PA		230	80	26%	310
Life Care Center of Punta Gorda	1	296	13	4%	310
PALMS REHABILITATION AND HEALTHCARE CENTER		271	37	12%	308
AVELLINO LAB USA, INC	1	295	12	4%	308
JACKSON PLAZA NURSING & REHAB CENTER	6	296	6	2%	308
The Care Center at Pinellas Park	1	299	8	3%	308
PEDIATRIC HEALTH CARE ALLIANCE, PA		274	33	11%	307
PHYSICIANS REGIONAL WALK-IN		185	120	39%	305
LUTHERAN HAVEN		293	9	3%	302
SOUTHWEST ORLANDO FAMILY MEDICINE, PL		253	49	16%	302
HOLIDAY CVS LLC DBA CVS/PHARMACY #0440		292	9	3%	301
ST JAMES HEALTH AND REHABILITATION CENTER		216	85	28%	301
FAMILY CARE PARTNERS OF NE FLORIDA LLC		229	72	24%	301
HOLISTIX TREATMENT CENTERS		295	6	2%	301
ARGO SENIOR LIVING AT HAVERHILL		283	18	6%	301
WHITE-WILSON MEDICAL CENTER - NICEVILLE		265	35	12%	300
BAPTIST PRIMARY CARE INC	1	273	25	8%	299
BOCA BIOLISTICS REFERENCE LABORATORY	2	185	112	37%	299
HOLLEY NAVARRE MEDICAL CLINIC		221	78	26%	299
ST JUDE CHILDREN'S RESEARCH HOSPITAL		283	15	5%	298
REGENTS PARK OF BOCA RATON		295	3	1%	298
SAINTS 120 LLC	1	263	34	11%	298

COVID-19: testing by laboratory

Data through Mar 8, 2021 verified as of Mar 9, 2021 at 09:25 AM

Data in this report are provisional and subject to change.

The numbers in the table below represent the number of Florida and non-Florida residents for whom test results were received by the Department of Health. A person can be tested by more than one laboratory and can have both positive and negative results. **Therefore, the sum of the numbers in each column will be larger than the total number of people tested.**

Reporting lab	Inconclusive	Negative	Positive	Percent positive	Total
HEATHER HILL HEALTHCARE CENTER		251	46	15%	297
ENCOMPASS HEALTH REHABILITATION HOSPITAL OF SUNRISE	8	283	6	2%	297
Coastal Health and Rehabilitation Center		286	11	4%	297
ELMCROFT PINECREST	1	274	22	7%	297
24/7 PEDIATRIC CARE CENTERS INC		277	19	6%	296
OSPREY LODGE		237	59	20%	296
BROOKDALE DESTIN		284	12	4%	296
BUENA VISTA URGENT CARE		264	32	11%	296
SEASIDE HEALTH AND REHABILITATION CENTER		238	57	19%	295
COMMUNITY HEALTH AND REHABILITATION CENTER		232	62	21%	294
Parkview Rehabilitation Center at Winter Park		285	8	3%	293
WALGREENS 3173		269	24	8%	293
NORTHWEST MEDICAL CENTER CLINICAL LABORATORY		175	118	40%	293
FLORIDA HEALTH CARE PLANS			293	100%	293
BAY COUNTY SHERIFFS OFFICE JAIL FACILITY		247	45	15%	292
HOMESTEAD MANOR	2	250	40	14%	292
LAKELAND REGIONAL HEALTH SYSTEMS INC		26	266	91%	292
Solaris Healthcare Lake Bennet		257	34	12%	291
CLARE BRIDGE ORMOND BEACH	1	290			291
LONGWOOD FAMILY PRACTICE		222	69	24%	291
JACKSONVILLE KIDS PEDIATRICS, PLLC		258	33	11%	291
EXCEL PEDIATRICS		240	50	17%	290
ROSEN MEDICAL CENTER		248	41	14%	289
CROSS POINTE CARE CENTER	2	281	6	2%	289
ESTERO ISLAND MEDICAL CENTER		226	63	22%	289
TAVARES PEDIATRICS		244	45	16%	289
LASER & SURGERY CENTER OF THE PALM BEACHES		288	1	0%	289
PALM GARDEN OF GAINESVILLE	2	285	2	1%	289
AUBURN UNIVERSITY MEDICAL CLINIC		227	62	21%	289
CONSULATE HEALTH CARE OF SAFETY HARBOR		281	6	2%	287
TUSKAWILLA NURSING AND REHAB CENTER	2	278	7	2%	287
BROOKDALE LAKE TAVARES		282	5	2%	287
URGENT CARE EXPRESS LLC		1	286	100%	287
BRIDGEWATER PARK HEALTH AND REHAB		257	29	10%	286
RULEME CENTER	2	256	26	9%	284
AURORA DIAGNOSTICS BERNHARDT LABORATORIES PATHOLOGY SERVICE		190	93	33%	283
MANOR CARE OF NAPLES FL LLC		279	3	1%	282
BEAR CREEK NURSING CENTER		277	5	2%	282
BETHESDA HEALTH URGENT CARE		218	64	23%	282
JAMES A HALEY VETERANS HOSPITAL			282	100%	282
TALLAHASSEE NHHI LLC	1	253	27	10%	281
AVANTE AT LEESBURG INC		280	1	0%	281
MANORCARE AT LELY PALMS		275	5	2%	280
FRICKS PHARMACY		219	61	22%	280
ACCURATE DIAGNOSTIC LABS, INC		263	16	6%	279
DOCTORS MEMORIAL HOSPITAL		155	123	44%	278

COVID-19: testing by laboratory

Data through Mar 8, 2021 verified as of Mar 9, 2021 at 09:25 AM

Data in this report are provisional and subject to change.

The numbers in the table below represent the number of Florida and non-Florida residents for whom test results were received by the Department of Health. A person can be tested by more than one laboratory and can have both positive and negative results. **Therefore, the sum of the numbers in each column will be larger than the total number of people tested.**

Reporting lab	Inconclusive	Negative	Positive	Percent positive	Total
PERSONALIZED GENETIC TESTING	1	182	95	34%	278
WESTCHESTER GARDENS LIMITED PARTNERSHIP		271	6	2%	277
PRUITT HEALTH-SANTA ROSA		275	2	1%	277
Solaris Healthcare Coconut Creek		271	6	2%	277
BAYA POINTE NURSING AND REHABILITATION		193	83	30%	276
HARBOURWOOD	1	271	4	1%	276
Rehabilitation Center for Park Place LLC		265	11	4%	276
VILLAGES REGIONAL HOSPITAL SURGERY CENTER LLC, THE		218	58	21%	276
Life Care Center at Inverrary		269	7	3%	276
ADVANCED AMBULATORY SURGERY CENTER		262	13	5%	275
renaissance health and rehabilitation center		257	18	7%	275
SILVERCREST HEALTH AND REHABILITATION CENTER	3	263	8	3%	274
Glades West Rehabilitation and Nursing Center		266	8	3%	274
W FRANK WELLS NURSING HOME		245	28	10%	273
SOUTHERN LABORATORY SERVICES OF NWF		241	31	11%	272
NASSAU COUNTY JAIL		228	43	16%	271
DAVID SCOTT MADWAR MD PA		243	27	10%	270
AYERS HEALTH & REHABILITATION CENTER		264	6	2%	270
DEPARTMENT OF HEALTH BUREAU OF FAMILY		267	3	1%	270
Premier Place at The Glenview		260	9	3%	269
The Grove Health and Rehabilitation		245	23	9%	268
ADVENT HEALTH CARE CENTER	9	246	13	5%	268
AVON PARK PEDIATRICS INC	3	240	24	9%	267
Solaris HealthCare Imperial		258	8	3%	266
ADVENT HEALTH CENTRA CARE - ORMOND BEACH		113	153	58%	266
ST CATHERINE'S WEST REHABILITATION HOSPITAL		254	12	5%	266
SIGNATURE HEALTHCARE AT THE COURTYARD		219	47	18%	266
SERANADES BY SONATA WEST ORANGE		236	29	11%	265
BRENTWOOD RETIREMENT COMMUNITY	5	228	31	12%	264
LA MER NH LLC		259	5	2%	264
CHIPOLA HEALTH AND REHAB		246	17	6%	263
LAKE PARK OF MADISON		254	9	3%	263
PAVILION FOR HEALTHCARE, THE		260	2	1%	262
DAYTONA BEACH HEALTH AND REHAB CENTER		262			262
HUNT CLUB PEDIATRIC ASSOCIATES, P.A.		223	39	15%	262
PROTEUS MOLECULAR AND CLINICAL LAB	1	149	111	43%	261
Vi at Lakeside Village Skilled Nursing		254	6	2%	260
West Melbourne Health and Rehabilitation Center		259	1	0%	260
HAVEN OF OUR LADY OF PEACE INC		252	8	3%	260
CLIFFORD CHESTER SIMS VA NURSING HOME		251	9	3%	260
VETERANS AFFAIRS MEDICAL CENTER - MIAMI		2	258	99%	260
STERLING HOUSE OF DELAND		259	1	0%	260
CONSULATE HEALTHCARE OF KISSIMMEE		247	12	5%	259
PENSACOLA PEDIATRICS, PA		241	17	7%	258
ADVENT HEALTH - TIMBERRIDGE ER		218	40	16%	258
FLORIDA WOMAN CARE LABORATORY LLC		232	26	10%	258

COVID-19: testing by laboratory

Data through Mar 8, 2021 verified as of Mar 9, 2021 at 09:25 AM

Data in this report are provisional and subject to change.

The numbers in the table below represent the number of Florida and non-Florida residents for whom test results were received by the Department of Health. A person can be tested by more than one laboratory and can have both positive and negative results. **Therefore, the sum of the numbers in each column will be larger than the total number of people tested.**

Reporting lab	Inconclusive	Negative	Positive	Percent positive	Total
LODGE HEALTH AND REHABILITATION CENTER, THE		226	32	12%	258
WIMAUMA COMMUNITY HEALTH CENTER		209	48	19%	257
CENTERSTONE OF FLORIDA		240	17	7%	257
MY HEALTHY BLUEPRINT BY BAPTIST HEALTH CARE		209	48	19%	257
TIERRA PINES CENTER		244	12	5%	256
Sunset Point Center		252	4	2%	256
FOUNTAIN INN NURSING & REHABILITATION CTR, INC		250	6	2%	256
USA HEALTH UNIVERSITY HOSPITAL CLINICAL LABORATORY	1	245	10	4%	256
UNIVERSITY OF CENTRAL FLORIDA HEALTH SERVICES		255	1	0%	256
OKEECHOBEE COUNTY HEALTH DEPT	1	173	82	32%	256
WESTWOOD HEALTHCARE SNF		209	46	18%	255
FIRST CHOICE PRIMARY CARE		204	51	20%	255
HOSPICE OF LAKE & SUMTER INC	1	248	5	2%	254
RIVERWOOD HEALTH NH LLC		215	39	15%	254
Life Care Center of Sarasota		241	13	5%	254
Heartland Healthcare of Ft. Myers	1	251	1	0%	253
BROWARD NURSING & REHABILITATION CTR	8	234	11	4%	253
ARTHREX MEDICAL CENTER	1	149	103	41%	253
ABBOTT LABORATORIES		166	87	34%	253
MARTIN MEMORIAL MEDICAL CENTER LAB		128	125	49%	253
SHELL POINT VILLAGE MEDICAL CENTER		246	7	3%	253
CHIPOLA MEDICAL ASSOCIATES, LLC		177	75	30%	252
Consulate Health Care of North Fort Myers		238	12	5%	250
FLORIDA KEYS PEDIATRICS & ADOLESCENT CENTER		238	12	5%	250
PALM BEACH PEDIATRICS PA	2	215	32	13%	249
BUREAU OF CLINICAL LABORATORIES		208	41	16%	249
CARRINGTON PLACE OF ST PETE LLC		242	6	2%	248
Chatsworth at PGA National, LLC		236	12	5%	248
ADVENT HEALTH - WESTCHASE ER		207	40	16%	247
SARAPATH DIAGNOSTICS		129	118	48%	247
AVECINA MOBILE		121	125	51%	246
Heritage Healthcare at Tallahassee		239	7	3%	246
ARBOR FACILITY INC		246			246
ROSEWOOD HEALTHCARE & REHABILITATION CENTER		239	6	2%	245
Surrey Place Healthcare and Rehabilitation		243	2	1%	245
FORT MYERS REHABILITATION AND NURSING CENTER		219	26	11%	245
AMERICAN FINNISH NURSING HOME	2	236	7	3%	245
KR at Hillsborough Lakes/Lutz Healthcare		234	10	4%	244
MALABAR/ADVENT CENTRA CARE		48	196	80%	244
AZALEA TRACE PHYSICIAN SERVICES		241	2	1%	243
ADVENT HEALTH - ORLANDO		185	58	24%	243
MIAMI JEWISH HEALTH SYSTEMS, INC	3	232	8	3%	243
CYPRESS COVE		237	6	2%	243
WHITE WILSON MEDICAL IMMEDIATE CARE NICEVILLE		31	212	87%	243
ARCHER HEALTH VENTURES, LLC		217	25	10%	242
BERNHARDT LABORATORIES	1	187	53	22%	241

COVID-19: testing by laboratory

Data through Mar 8, 2021 verified as of Mar 9, 2021 at 09:25 AM

Data in this report are provisional and subject to change.

The numbers in the table below represent the number of Florida and non-Florida residents for whom test results were received by the Department of Health. A person can be tested by more than one laboratory and can have both positive and negative results. **Therefore, the sum of the numbers in each column will be larger than the total number of people tested.**

Reporting lab	Inconclusive	Negative	Positive	Percent positive	Total
Solaris Senior Living North Naples ALF		232	9	4%	241
ST MARK VILLAGE	1	235	5	2%	241
GOOD SAMARITAN CARES		236	5	2%	241
CLARE BRIDGE OF SARASOTA		238	2	1%	240
LUIS A GHIGLINO MD PA		231	9	4%	240
EDGEWATER AT WATERMAN VILLAGE,THE		224	15	6%	239
AMERICAN HOUSE SENIOR LIVING		189	50	21%	239
FLORIDA CLINICAL LABORATORY-BIOREFERENCE LABORATORIES		89	150	63%	239
PALM GARDEN OF AVENTURA		236	3	1%	239
ORANGE COUNTY HEALTH DEPT		228	11	5%	239
Crossbreeze care center	1	236	2	1%	239
CHEEK AND SCOTT DRUGS INC		196	42	18%	238
LAKESIDE NEUROLOGIC		228	10	4%	238
TERRACES OF LAKE WORTH CARE CENTER□		225	12	5%	237
NORTH FLORIDA PEDIATRICS - MARIANNA		198	39	16%	237
AZALEA TRACE		224	13	5%	237
HOMESTEAD VILLAGE		226	11	5%	237
ADVENTHEALTH EXPRESS CARE AT WESLEY CH		212	24	10%	236
BOND CLINIC, PA		172	64	27%	236
BAY TREE CARE AND REHABILITATION CENTER		197	38	16%	235
OAK HAMMOCK AT THE UNIVERSITY OF FLORIDA		229	6	3%	235
REGENTS PARK AT AVENTURA		221	14	6%	235
FELLOWSHIP HOME AT THE FAIRWAY LLC		228	7	3%	235
Concordia Village of Tampa AL		230	5	2%	235
HEARTLAND PEDIATRICS OF LAKE PLACID PA		205	30	13%	235
Cross Gardens Care Center		233	1	0%	234
STATMED QUICK QUALITY CLINIC AT NORTH PINELLAS		66	168	72%	234
Chatham Glen Healthcare and Rehabilitation Center		226	8	3%	234
UCC - WELLINGTON		3	230	99%	233
MACCLENNY NURSING AND REHAB		215	18	8%	233
Consulate Health Care of St. Petersburg		226	7	3%	233
WASHINGTON REHAB AND NURSING		223	10	4%	233
DE LUNA HEALTH AND REHABILITATION CENTER		210	23	10%	233
BAYVIEW CENTER		227	5	2%	232
ATLANTIC URGENT CARE		155	77	33%	232
TGH		1	231	100%	232
MANDARIN PEDIATRICS		210	22	9%	232
ST AUGUSTINE HEALTH & REHAB CENTER		231	1	0%	232
ARCPPOINT LABS OF ST PETERSBURG		152	79	34%	231
ManorCare Health Services-Palm Harbor	1	229			230
LYNN HAVEN SPORTS COMPLEX-WALKON CLINIC		21	208	91%	229
APLS SERVICES LLC D/B/A CLEAR DIAGNOSTICS	12	214	2	1%	228
WALGREENS 10670		204	24	11%	228
Lake Port Square Health Center		212	16	7%	228
AMERICAN HEALTH ASSOCIATES INC		210	17	7%	227
FLORIDA ATLANTIC UNIVERSITY STUDENT HEALTH		188	38	17%	226

COVID-19: testing by laboratory

Data through Mar 8, 2021 verified as of Mar 9, 2021 at 09:25 AM

Data in this report are provisional and subject to change.

The numbers in the table below represent the number of Florida and non-Florida residents for whom test results were received by the Department of Health. A person can be tested by more than one laboratory and can have both positive and negative results. **Therefore, the sum of the numbers in each column will be larger than the total number of people tested.**

Reporting lab	Inconclusive	Negative	Positive	Percent positive	Total
PARKS HEALTHCARE & REHABILITATION CTR	4	211	11	5%	226
Lakewood Nursing Center		196	29	13%	225
PEDIATRICS IN BREVARD PA		188	37	16%	225
CONEY ISLAND HOSPITAL		218	7	3%	225
JACKSONVILLE UNIVERSITY	1	211	13	6%	225
Avante at Inverness		223	1	0%	224
CITY OF PORT SAINT LUCIE		208	16	7%	224
LEHIGH VALLEY GENOMICS			223	100%	223
WIREGRASS DIRECT PRIMARY CARE PLLC□		190	33	15%	223
NORTH FLORIDA PEDIATRICS PA - DUVAL		193	29	13%	222
DAIRY ROAD URGENT CARE	2	108	112	50%	222
PINNACLES PEDS CARE PA		222			222
PONTE VEDRA GARDENS		221	1	0%	222
THE RESIDENCE AT TIMBER PINES	4	192	25	11%	221
DISCOVERY VILLAGE AT MELBOURNE		193	26	12%	219
WOOD LAKE HEALTH AND REHABILITATION CENTER		219			219
Boynton Beach Rehabilitation Center	2	213	4	2%	219
CCS - JOSEPH V CONTE		217	2	1%	219
Signature healthcare of Jacksonville		214	5	2%	219
SAMIR EBEID MD		195	23	11%	218
Avante at Orlando		214	4	2%	218
ASCENSION MEDICAL GROUP		5	212	98%	217
LAKE PORT SQUARE		200	17	8%	217
THE MANOR AT CARPENTERS		185	32	15%	217
ST. CLOUD REGIONAL MEDICAL CENTER		199	18	8%	217
BROOKDALE ATRIM WAY		210	6	3%	216
220 GOLDEN, LLC	1	198	16	7%	215
GATEWAY/ADVENT CENTRA CARE	1	24	190	88%	215
FORT PIERCE HEALTH CARE		207	7	3%	214
AMELIA MEDICAL CARE		66	148	69%	214
BLOCK, NATION, CHASE, AND SMOLEN FAMILY MEDICINE		157	57	27%	214
Orchid Cove at Sarasota		213	1	0%	214
BHA CENTRAL COUNTY CLINIC		185	29	14%	214
EDGEWOOD NURSING CENTER		206	7	3%	213
Consulate Healthcare of West Palm Beach		197	16	8%	213
CORAL REEF NURSING & REHABILITATION CENTER		209	4	2%	213
SURREY PLACE CARE CENTER		207	6	3%	213
POCONO MEDICAL CENTER		212			212
CONSULATE HEALTH CARE OF WINTER HAVEN		209	3	1%	212
PCB CLINIC		167	45	21%	212
ARDEN COURTS OF TAMPA□	2	205	5	2%	212
San Jose Health & Rehabilitation		206	6	3%	212
SUPERIOR RESIDENCES OF PANAMA CITY BEACH		205	6	3%	211
LIFE CARE CENTER OF PORT ST. LUCIE		200	11	5%	211
LCS SANDHILL COVE LLC DBA	6	196	9	4%	211
VETERANS AFFAIRS ORLANDO VA MEDICAL CENTER			211	100%	211

COVID-19: testing by laboratory

Data through Mar 8, 2021 verified as of Mar 9, 2021 at 09:25 AM

Data in this report are provisional and subject to change.

The numbers in the table below represent the number of Florida and non-Florida residents for whom test results were received by the Department of Health. A person can be tested by more than one laboratory and can have both positive and negative results. **Therefore, the sum of the numbers in each column will be larger than the total number of people tested.**

Reporting lab	Inconclusive	Negative	Positive	Percent positive	Total
DOCTORS MEMORIAL FAMILY MEDICINE	2	145	64	30%	211
SUNRISE DIAGNOSTIC LABORATORY		158	53	25%	211
MACTOWN, INC		209	2	1%	211
NSPIRE HEALTHCARE LAUDERHILL		204	6	3%	210
GOOD SAMARITAN SOCIETY OF DELAND		199	11	5%	210
Whispering Oaks	11	175	23	11%	209
HEALTH FIRST - HOLMES REGIONAL MEDICAL CENTER		32	177	85%	209
CORAL GABLES NURSING & REHABILITATION CENTER		199	10	5%	209
Taylor Care Center		204	5	2%	209
The Palace Nursing and Rehabilitation Center		209			209
Bayside Health and Rehabilitation		177	31	15%	208
ADVENT HEALTH - LAKE NONA		179	28	14%	207
PALMS MEDICAL GROUP HIGH SPRINGS		174	33	16%	207
ANGELS DIAGNOSTIC GROUP		163	44	21%	207
PALM BEACH COUNTY FIREFIGHTERS HEALTH CLINIC, LLC		169	38	18%	207
FULGENT GENETICS	2	165	40	19%	207
ST ANTHONYS REHABILITATION HOSPITAL	9	195	2	1%	206
Nspire Health Care Kendall		195	10	5%	205
PADDOCK RIDGE		202	3	1%	205
LAKEVIEW INTERNAL MEDICINE		148	57	28%	205
BORLAND GROOVER CLINIC	1	168	36	18%	205
RITECARE MEDICAL CENTER		134	70	34%	204
COLONY CLUB ALF,THE	1	190	13	6%	204
GLENRIDGE ON PALMER RANCH,THE		195	8	4%	203
SOLARIS SENIOR LIVING VERO BEACH		196	7	3%	203
BROOKDALE OF SPRING HILL	9	192	2	1%	203
BOULEVARD REHABILITATION CENTER		190	13	6%	203
Sunnyside Nursing Home		200	3	1%	203
HOLISTIC PEDIATRICS GROUP LLC		182	21	10%	203
PATHGROUP LABS LLC		97	105	52%	202
POLK COUNTY HEALTH DEPARTMENT		178	24	12%	202
LORI MCAULIFFE MD PA		178	24	12%	202
GUEST HOUSE OCALA, THE		196	6	3%	202
ADVENT HEALTH CENTRA CARE - DAYTONA BEACH		94	108	53%	202
ADVENT HEALTH CENTRA CARE - APOPKA NORTH		172	30	15%	202
Governors Creek Health and Rehabilitation	1	198	2	1%	201
CONSULATE HEALTH CARE OF MELBOURNE		196	5	2%	201
VAMC WEST PALM LAB		5	196	98%	201
INN AT ASTON GARDENS, THE		193	7	4%	200
HERITAGE HEALTHCARE AND REHABILITATION CENTER		195	5	3%	200
ADVENT HEALTH - CARROLLWOOD	4	169	26	13%	199
EVENT MED SERVICES LABORATORY		194	5	3%	199
EMERALD COAST PEDIATRICS & ADOL		180	19	10%	199
SOUTHLAND SUITES OF ORMOND BEACH	4	195			199
OAKBROOK HEALTH AND REHABILITATION CENTER	1	184	14	7%	199
LAUREL POINT CARE ACQUISITION LLC DBA SANDGATE GARDENS REHAB AND NURSI		171	27	14%	198

COVID-19: testing by laboratory

Data through Mar 8, 2021 verified as of Mar 9, 2021 at 09:25 AM

Data in this report are provisional and subject to change.

The numbers in the table below represent the number of Florida and non-Florida residents for whom test results were received by the Department of Health. A person can be tested by more than one laboratory and can have both positive and negative results. **Therefore, the sum of the numbers in each column will be larger than the total number of people tested.**

Reporting lab	Inconclusive	Negative	Positive	Percent positive	Total
BODYK		194	4	2%	198
POMPANO REHABILITATION AND NURSING CTR		198			198
DEPARTMENT OF HEALTH & HUMAN SERVICES		198			198
MORSELIFE MEMORY CARE RESIDENCE		189	9	5%	198
MATHISON RETIREMENT COMMUNITY, INC	1	188	8	4%	197
VI AT BENTLEY VILLAGE HOME CARE		195	1	1%	196
ST PETERSBURG PEDIATRICS-EAST BAY	1	163	32	16%	196
ABBIEJEAN RUSSELL CARE CENTER		195	1	1%	196
VILLAGE PLACE NH LLC		172	24	12%	196
Cross Terrace REhabilitation		193	2	1%	195
BRADEN RIVER REHABILITATION CENTER LLC		194	1	1%	195
LAKE VIEW CARE CENTER AT DELRAY		189	6	3%	195
WHITE WILSON MEDICAL CENTER IMMEDIATE CARE		87	108	55%	195
TARPON POINT NURSING AND REHABILITATION CENTER		191	3	2%	194
NO FLORIDA PEDIATRICS, PA		167	27	14%	194
CHILDREN MED CARE INC		162	32	16%	194
PALM HARBOR FAMILY PRACTICE & WALK-IN		147	47	24%	194
RENAISSANCE AT THE TERRACES		192	1	1%	193
SARNO EXTENDED HOURS		124	69	36%	193
FLORIDA HEALTH CARE PLAN INC		2	190	99%	192
The Waterford		189	3	2%	192
MARTIN ACQUISITION 1 LLC DBA		178	13	7%	191
HEALTH LINK DIAGNOSTIC LABORATORIES		182	9	5%	191
SANDY PINES	2	170	19	10%	191
BAY VUE NURSING AND REHABILITATION CENTER		181	10	5%	191
CYPRESS POINT LIVING, LLC		175	15	8%	190
NEO GENOMICS - FORT MYERS	1	183	6	3%	190
CSL PLASMA		31	158	84%	189
SUNCOAST URGENT CARE		140	49	26%	189
AMA MEDICAL GROUP LLC		158	31	16%	189
ARDEN COURTS OF SEMINOLE		148	41	22%	189
WATERMARK LAKE POINTE WOODS LLC		171	18	10%	189
Flagler Health and Rehabilitation		185	3	2%	188
FINLAY CLINICAL LABORATORY INC		36	152	81%	188
WOMEN'S CARE FLORIDA LABORATORY		183	5	3%	188
OCEAN REEF MEDICAL CENTER		150	38	20%	188
MEDICAL CONSULTANTS OF FLORIDA LLC	1	153	33	18%	187
DOS OF NORTH SHORES NURSING & REHAB CENTER		187			187
PLANTATION NURSING & REHAB CENTER		187			187
BOCA RATON REHABILITATION CENTER	4	180	3	2%	187
ANTHEM LAKES LLC		151	35	19%	186
TUSCAN GARDENS OF PALM COAST		181	5	3%	186
ADVENT		172	13	7%	185
GRACE PEDIATRICS		155	30	16%	185
MIRACLE HILL NURSING & REHABILITATION CENTER INC		179	6	3%	185
NIGHT LITE PEDIATRICS WINTER GARDEN		144	41	22%	185

COVID-19: testing by laboratory

Data through Mar 8, 2021 verified as of Mar 9, 2021 at 09:25 AM

Data in this report are provisional and subject to change.

The numbers in the table below represent the number of Florida and non-Florida residents for whom test results were received by the Department of Health. A person can be tested by more than one laboratory and can have both positive and negative results. **Therefore, the sum of the numbers in each column will be larger than the total number of people tested.**

Reporting lab	Inconclusive	Negative	Positive	Percent positive	Total
PATRIOT MEDICAL LABORATORIES		177	8	4%	185
ADVANCED MEDICAL GROUP		1	184	99%	185
VIERA MANOR ASSISTED LIVING RESIDENCE		178	7	4%	185
LEESBURG PEDIATRICS		161	24	13%	185
GEORGIA DEPARTMENT OF PUBLIC HEALTH	1	5	178	97%	184
ST. JAMES BAY HEALTH AND REHABILITATION CENTER		183	1	1%	184
FIRST CHOICE PEDIATRICS SEMORAN		96	88	48%	184
ADVENT HEALTH CENTRA CARE - WESLEY CHAPEL		13	170	93%	183
PBC FIREFIGHTER BENEFIT FUND WELLNESS CENTER		147	36	20%	183
BAPTIST HEALTH PRIMARY CARE	1	134	48	26%	183
UNIVERSITY OF MIAMI		56	127	69%	183
CANTERFIELD OF CLAY COUNTY		144	38	21%	182
HOSPITAL FOR SPECIAL SURGERY		179	3	2%	182
BROOKDALE ORANGE PARK		181	1	1%	182
FLAGLER COUNTY DETENTION CENTER		174	8	4%	182
BARKLEY PLACE	1	177	4	2%	182
PATHWAY PHARMACY		147	34	19%	181
NADAL PEDIATRICS - VICTORIA STREET (3385)		153	28	15%	181
FARAH MEDICAL		168	12	7%	180
METROPOLITAN HOSPITAL CENTER		174	6	3%	180
YOUR FAMILY WALK-IN CLINIC		13	167	93%	180
Emory L Bennett State Veterans Nursing Home		176	3	2%	179
HOSPICE OF ST FRANCIS INC		172	7	4%	179
ZON BEACHSIDE LLC		142	37	21%	179
AFTER HOURS PEDIATRICS INC	1	1	177	99%	179
STERLING HOUSE OF PUNTA GORDA		178	1	1%	179
IMA MEDICAL GROUP		117	61	34%	178
JACKSONVILLE NURSING AND REHAB CENTER		170	8	4%	178
CARENOW LAKE MARY		45	133	75%	178
ARDEN COURTS OF LARGO FL, LLC		156	22	12%	178
SPRINGS AT LAKE POINTE WOODS		175	2	1%	177
Heritage Park Rehabilitation & Healthcare		159	18	10%	177
ADVENT HEALTH CENTRA CARE - CARROLLWOOD		5	172	97%	177
LAB CORP	1	100	76	43%	177
PRIMECARE OF DOTHAN		123	54	31%	177
EDWARD J HEALEY REHAB & NURSING CENTER		176			176
DISCOVERY VILLAGE AT NAPLES		159	17	10%	176
NEW YORK CITY DEPARTMENT OF HEALTH & MENTAL		143	33	19%	176
GULF COAST MEDICAL CENTER		172	4	2%	176
ALL SEASONS NAPLES LLC		171	5	3%	176
ST VINCENT'S AMBULATORY CARE INC DBA	2	150	23	13%	175
PARTICLE THEORY LABS		157	18	10%	175
ORLANDO HEALTH EMERGENCY DEPARTMENT		163	12	7%	175
The Inn at Sarasota Bay Club		172	2	1%	174
GENE BY GENE		61	113	65%	174
LAKESIDE HEALTH CENTER		174			174

COVID-19: testing by laboratory

Data through Mar 8, 2021 verified as of Mar 9, 2021 at 09:25 AM

Data in this report are provisional and subject to change.

The numbers in the table below represent the number of Florida and non-Florida residents for whom test results were received by the Department of Health. A person can be tested by more than one laboratory and can have both positive and negative results. **Therefore, the sum of the numbers in each column will be larger than the total number of people tested.**

Reporting lab	Inconclusive	Negative	Positive	Percent positive	Total
QUICK CARE MED LLC	1	121	52	30%	174
ASTON GARDENS AT PELICAN MARSH		169	5	3%	174
US MEDICAL CARE, INC		154	19	11%	173
MIAMI VA HEALTHCARE SYSTEM			172	100%	172
KINDRED HOSPITAL THE PALM BEACHES		167	5	3%	172
ROSECASTLE OF CITRUS		142	30	17%	172
KENILWORTH CARE & REHABILITATION CENTER		162	10	6%	172
CANTERFIELD OF OCALA, LLC		161	11	6%	172
CENTRAL FLORIDA HEALTHCARE GROUP LLC		150	21	12%	171
SOUTH BALDWIN REGIONAL MEDICAL CENTER		159	12	7%	171
JUPITER MEDICAL CENTER URGENT CARE - STUART		124	47	27%	171
BROOKDALE FORT MYERS THE COLONY		167	4	2%	171
BRIGHTON EGGERT PHARMACY INC		163	7	4%	170
CRYSTAL RIVER HEALTH & REHAB		170			170
ELLENTON PEDIATRICS PA		157	13	8%	170
ALLSOUTH URGENT CARE		6	164	96%	170
CONCORD LIFE SCIENCES LLC	2	150	17	10%	169
WORKPLACE SCREENING INTELLIGENCE			169	100%	169
HAWKINS FAMILY MEDICINE LLC	1	119	49	29%	169
FORT WALTON REHABILITATION CENTER		133	36	21%	169
Life Care Center of Orlando		164	5	3%	169
CHURCH OF SCIENTOLOGY FLAG SERVICE ORGANIZATION		167	2	1%	169
BENDERSON FAMILY SKILLED NURSING AND□		151	17	10%	168
PANAMA CITY DEVELOPMENTAL CENTER□		168			168
TUSCAN GARDENS OF VENETIA MANAGEMENT COMPANY		155	13	8%	168
EXOSOME DIAGNOSTICS	1	149	18	11%	168
URGENT CARE OF THE PALM BEACHES, NORTH PALM BEACH			167	100%	167
ROSECASTLE OF ZEPHRHILLS		164	3	2%	167
ADVENT HEALTH CENTRA CARE - TEMPLE TERRACE	1	103	63	38%	167
NORTH FLORIDA INTERNAL MEDICINE PA		133	34	20%	167
BEACON AT GULF BREEZE, THE	2	156	9	5%	167
JUPITER MEDICAL CENTER URGENT CENTER		130	36	22%	166
MEDICATION ROOMS-CSU/CI NURSE STATION	1	154	11	7%	166
STERLING HOUSE OF WINTER HAVEN		162	3	2%	165
BAY EDUCATORS WELLNESS CENTER		108	57	35%	165
CITRUS HEALTH AND REHAB		132	33	20%	165
THE ARLINGTON OF NAPLES INC.		162	3	2%	165
OSPREY VILLAGE AT AMELIA ISLAND LTD		155	10	6%	165
HIGHLANDS URGENT CARE			164	100%	164
SUWANNEE VALLEY NURSING CENTER		150	14	9%	164
WILLISTON PEDIATRICS PA	1	139	23	14%	163
PHYSICIANS REGIONAL MEDICAL CENTER - PINE RIDGE		19	144	88%	163
PRECISION GENETICS, INC		157	6	4%	163
MEADOWCREST FAMILY PHYSICIANS		97	66	40%	163
BRADENTON HEALTH CARE		163			163
JUNO DERMATOLOGY LLC		149	14	9%	163

COVID-19: testing by laboratory

Data through Mar 8, 2021 verified as of Mar 9, 2021 at 09:25 AM

Data in this report are provisional and subject to change.

The numbers in the table below represent the number of Florida and non-Florida residents for whom test results were received by the Department of Health. A person can be tested by more than one laboratory and can have both positive and negative results. **Therefore, the sum of the numbers in each column will be larger than the total number of people tested.**

Reporting lab	Inconclusive	Negative	Positive	Percent positive	Total
TRI COUNTY NURSING HOME		162	1	1%	163
PEDIATRICS OF GREATER ORLANDO		140	23	14%	163
CAYUGA MEDICAL CENTER AT ITHACA		157	5	3%	162
GLADES HEALTH CARE CENTER		159	3	2%	162
COASTAL INTERNAL MEDICINE		123	38	24%	161
LAKEVIEW TERRACE RETIREMENT COMMUNITY		144	17	11%	161
WOODBRIIDGE FACILITY INC		156	5	3%	161
DOLPHIN POINTE HEALTH CARE LLC		142	19	12%	161
SOMERBY LAKE NONA		154	7	4%	161
MID FLORIDA PATHOLOGY LLC MOBILE UNIT #4		109	51	32%	160
The Ponce Therapy Care Center		156	4	3%	160
GREENBRIAR REHABILITATION AND NURSING CENTER	1	159			160
SUMMERFIELD EMERGENCY ROOM		118	42	26%	160
KEYSTONE REHAB		160			160
MOBILE INFIRMARY MED CENTER PATH LAB		145	15	9%	160
MILLENNIUM PHYSICIAN GROUP LLC		138	22	14%	160
HUNT CLUB PEDIATRIC ASSOCIATES PA		101	58	36%	159
BROOKDALE PENSACOLA		158	1	1%	159
BIOIQ		111	48	30%	159
ARCADIA HEALTH AND REHABILITATION CENTER		100	59	37%	159
WESLEY HAVEN VILLA	1	123	34	22%	158
SUNY UPSTATE MEDICAL UNIVERSITY		146	12	8%	158
WUESTHOFF REF LABORATORY			158	100%	158
PEDIATRIC SPECIALISTS MEDICAL GROUP	1	145	12	8%	158
Englewood Healthcare and Rehab		141	15	10%	156
REGENCY PARK		138	18	12%	156
TIMBERRIDGE NURSING HOME & REHAB		123	33	21%	156
ALTAMONTE MD			156	100%	156
HIGHLANDS LAKE CENTER		152	4	3%	156
LABCORP BURLINGTON		124	32	21%	156
CARE CENTERS OF NASSAU		152	3	2%	155
ANCHOR CARE AND REHABILITATION CENTER		154	1	1%	155
COCOA BEACH/ADVENT CENTRA		41	114	74%	155
DOCTORS MEMORIAL FAMILY PRACTICE	2	119	34	22%	155
MIDWAY PRIMARY CARE, LLC	11	80	63	41%	154
PALMETTO FACILITY INC	1	153			154
FAWCETT MEMORIAL HOSPITAL-LAB		39	115	75%	154
PRUITT HEALTH		152	2	1%	154
DIAMOND RIDGE		147	7	5%	154
HIALEAH SHORES NURSING AND REHAB CENTER		145	8	5%	153
BARTRAM CROSSING		153			153
ARDEN COURTS OF DELRAY BEACH FL LLC	3	140	10	7%	153
A PLUS PEDIATRICS		135	18	12%	153
NORTH PORT REHABILITATION AND NURSING CENTER		152	1	1%	153
VIPEDIATRICS PLLC		139	13	9%	152
Kindred Hospital South Florida Hollywood SNU		145	7	5%	152

COVID-19: testing by laboratory

Data through Mar 8, 2021 verified as of Mar 9, 2021 at 09:25 AM

Data in this report are provisional and subject to change.

The numbers in the table below represent the number of Florida and non-Florida residents for whom test results were received by the Department of Health. A person can be tested by more than one laboratory and can have both positive and negative results. **Therefore, the sum of the numbers in each column will be larger than the total number of people tested.**

Reporting lab	Inconclusive	Negative	Positive	Percent positive	Total
CHARTER SENIOR LIVING OF PANAMA CITY BEACH		130	21	14%	151
WALGREENS 4915	1	132	18	12%	151
FLORIDA DEPARTMENT OF HEALTH IN TAYLOR COUNTY	1	107	43	28%	151
STAR CARE		131	19	13%	150
POINTE, THE		122	28	19%	150
The Crossroads		149	1	1%	150
LABORATORY OF FLORIDA		97	53	35%	150
VIERA DEL MAR HEALTH AND REHABILITATION CENTER		146	4	3%	150
GOLD CHOICE SENIOR COMMUNITIES		109	40	27%	149
SIGNATURE HEALTHCARE OF ORANGE PARK		146	3	2%	149
PRECISION HEALTH RESOURCES, LLC	1	133	15	10%	149
SUNNY HILLS ALF OF SEBRING INC		138	11	7%	149
KRYSTAL BAY NURSING AND REHABILITATION		144	4	3%	148
WRIGHTS HEALTH CARE AND REHABILITATION CENTER		118	30	20%	148
REFUAH HEALTH CENTER LABORATORY		141	7	5%	148
VILLAGE PEDIATRICS LLC		123	25	17%	148
SEAGRASS VILLAGE FLEMING ISLAND		110	37	25%	147
LAKE REGIONAL URGENT CARE		11	136	93%	147
PHYSICIAN PARTNERS PERRY		85	62	42%	147
SONATA COCONUT CREEK	2	122	23	16%	147
NO FLORIDA PEDIATRICS, PA - BRADFORD		120	27	18%	147
WEST COAST FAMILY MEDICAL CARE		116	31	21%	147
PROVIDENCE HOSPITAL LABORATORY		139	8	5%	147
ALL FLORIDA FAMILY AND SPORTS MEDICINE		127	20	14%	147
Quail Run Health Care Center		146			146
MILLENNIUM LAB SERVICES			146	100%	146
CORE BIO LABS		76	70	48%	146
BROOKDALE CAPE CORAL		145			145
REGENCY CARE OF BLOUNTSTOWN LLC		135	10	7%	145
ADVENTHEALTH CENTRA CARE PONCIANA	1	81	62	43%	144
NCRNC INC		140	4	3%	144
PALM BEACH COUNTY HEALTH DEPT LAB	4	134	6	4%	144
FHMG-FLORIDA HOSPITAL MEDICAL GROUP		122	22	15%	144
WALGREENS 6221		127	17	12%	144
SEAVIEW NURSING AND REHABILITATION CENTER		143	1	1%	144
BENTON HOUSE AT OAKLEAF		114	30	21%	144
Royal Oaks Nursing and Rehab		143			143
JEFFERY WEINZWEIG		2	141	99%	143
ARDEN COURTS OF FORT MYERS		139	4	3%	143
NAVARRE GARDENS LLC		118	25	17%	143
GRAVITY DIAGNOSTICS, LLC		36	106	75%	142
HEALTHPOINT MED GRP OF THE EMERALD COAST LLC		112	30	21%	142
OAKHURST CENTER		135	7	5%	142
RDV SPORTSPLEX PEDIATRICS		115	26	18%	141
NOVARI CARE LLC		97	44	31%	141
ADVENTHEALTH HOSPICE CARE CENTRAL FLORIDA		138	3	2%	141

COVID-19: testing by laboratory

Data through Mar 8, 2021 verified as of Mar 9, 2021 at 09:25 AM

Data in this report are provisional and subject to change.

The numbers in the table below represent the number of Florida and non-Florida residents for whom test results were received by the Department of Health. A person can be tested by more than one laboratory and can have both positive and negative results. **Therefore, the sum of the numbers in each column will be larger than the total number of people tested.**

Reporting lab	Inconclusive	Negative	Positive	Percent positive	Total
PORT ST LUCIE REHABILITATION AND HEALTHCARE		98	43	30%	141
UNITED CLINICAL LABORATORIES		132	9	6%	141
CROSSWINDS HEALTH AND REHABILITATION CENTER	1	138	2	1%	141
Nemours Children's Urgent Care		80	61	43%	141
FAMILY EXTENDED CARE OF CENTRAL TAMPA		123	18	13%	141
MACKOUL PEDIATRICS FORT MYERS		124	17	12%	141
NAPHCARE, INC AT MANATEE COUNTY JAIL		116	25	18%	141
Hampton Court Nursing and Rehabilitation Center		139	2	1%	141
OAKS OF KISSIMMEE HEALTH AND REHABILITATION CENTER		138	3	2%	141
NORTH BEACH REHABILITATION CENTER		139	2	1%	141
DESOTO PALMS ALF		136	5	4%	141
CAREATC CITY OF TAMPA		114	26	19%	140
F&T MEDICAL RESEARCH, INC		140			140
WEDGEWOOD HEALTHCARE CENTER		92	48	34%	140
TUSCAN ISLE CHAMPIONSGATE OP CO LLC		138	2	1%	140
JACKSON COUNTY HEALTH DEPARTMENT		98	42	30%	140
VILLA MARIA WEST SKILLED NURSING FACILITY		132	7	5%	139
QUEENS HOSPITAL CENTER	1	129	9	6%	139
Gulf Coast Healthcare (Longwood Health and Rehab		118	21	15%	139
DAYSRING VILLAGE		117	22	16%	139
CRANE CENTER		108	31	22%	139
AMERICAN PATHOLOGY PARTNERS		136	2	1%	138
LabCorp L#09258090 M#09258105		74	64	46%	138
AMERICAN FAMILY MEDICAL LLC		99	39	28%	138
ADVENT HEALTH CENTRA CARE - DELAND		28	110	80%	138
MANOR AT BLUEWATER BAY		131	6	4%	137
CARENOW URGENT CARE - LAKE MARY			137	100%	137
PPC-LAB EDI ORCHARD BI		129	8	6%	137
GEORGE SAFRAN MD PC		125	12	9%	137
ADVENT HEALTH CENTRA CARE - CITRUS PARK		9	128	93%	137
FINNISH AMERICAN REST HOME-ALF		134	2	1%	136
LONGWOOD HEALTH AND REHABILITATION CENTER		124	12	9%	136
GRAVITY DIAGNOSTICS		48	88	65%	136
SACRED HEART HEALTH SYSTEM INC		106	30	22%	136
SONATA DELRAY BEACH		125	11	8%	136
DB MD		121	15	11%	136
CLARE BRIDGE OF CAPE CORAL	1	135			136
WILTON MANORS HEALTH & REHABILITATION CENTER		127	9	7%	136
PENSACOLA PEDIATRICS - PACE		128	8	6%	136
ADVENT HEALTH CENTRA CARE - ORANGE CITY	1	53	82	60%	136
PEDIATRIC CARE CENTER		135			135
MV MEDICAL PRACTICE DBA PRIMARY URGENT CARE		128	7	5%	135
THE VILLAGES REGIONAL HOSPITAL FREESTANDING		118	17	13%	135
IRL MARKET LAB ALACHUA		104	31	23%	135
MED COMP SCIENCES		1	134	99%	135
DOCTOR'S IN HOUSE LABORATORY		18	116	87%	134

COVID-19: testing by laboratory

Data through Mar 8, 2021 verified as of Mar 9, 2021 at 09:25 AM

Data in this report are provisional and subject to change.

The numbers in the table below represent the number of Florida and non-Florida residents for whom test results were received by the Department of Health. A person can be tested by more than one laboratory and can have both positive and negative results. **Therefore, the sum of the numbers in each column will be larger than the total number of people tested.**

Reporting lab	Inconclusive	Negative	Positive	Percent positive	Total
ADVANCED MEDICAL CENTER		86	48	36%	134
STEWART MEDICAL GROUP		34	100	75%	134
ALLCARE MEDICAL CENTERS PC		111	23	17%	134
WINDSOR OF LAKEWOOD RANCH,THE		132	2	1%	134
ISLAND HEALTH AND REHABILITATION CENTER		132	1	1%	133
FLORIDA HEALTH CARE PLANS INC		1	132	99%	133
SOUTH CAMPUS FACILITY INC		122	11	8%	133
RIVERSIDE RECOVERY OF TAMPA		132	1	1%	133
THE REHABILITATION CENTER OF LAKE CITY		127	5	4%	132
QUALITY URGENT CARE AND WELLNESS PL	3	93	36	27%	132
MAINSTREAM DIAGNOSTIC LABORATORY LLC		113	19	14%	132
INTEGRATED REGIONAL LABORATORIES		119	12	9%	131
ADVENT HEALTH - PALM HARBOR ER		102	29	22%	131
CITRUS MEMORIAL HOSPITAL			131	100%	131
MCW MENTAL HEALTH LLC		129	2	2%	131
JACKSONVILLE VA UNIVERSITY OPC	4	124	3	2%	131
FOUNTAINS OF HOPE LLC, THE		130	1	1%	131
THE WELLNESS CENTER AT LAKEWOOD RANCH		43	88	67%	131
CENTRACARE		17	113	87%	130
LIFE BRITE		114	16	12%	130
VITAS HEALTHCARE CORPORATION OF FL		115	14	11%	129
BMHSI-AEL MICROBIOLOGY LABORATORY	2	102	25	19%	129
LIFE CARE CENTER OF JACKSONVILLE□		108	21	16%	129
The Crossings		127	2	2%	129
TRI-COUNTY NURSING HOME		117	12	9%	129
CLEARWATER STATMED QUICK QUALITY CLINICS		39	90	70%	129
GULFCOAST PEDIATRICS		121	8	6%	129
Lakeside Nursing and Rehabilitation Center	1	103	25	19%	129
HARBORCHASE OF VERO BEACH	1	112	15	12%	128
WILLOW BROOKE COURT AT AZALEA TRACE		127	1	1%	128
LIFE CARE CENTER OF ALTAMONTE SPRINGS		102	26	20%	128
EAST NEW YORK DIAGNOSTIC AND TREATMENT		121	7	5%	128
ENCOMPASS HEALTH REHABILITATION OF SEA PINES		127	1	1%	128
DAYSRING SENIOR LIVING LLC		126	2	2%	128
AMERICAN HOUSE-BONITA SPRINGS□		126	1	1%	127
GESSLER CLINIC PA		98	29	23%	127
FAWCETT MEMORIAL HOSPITAL LABORATORY			127	100%	127
SHOAL CREEK REHABILITATION CENTER		85	42	33%	127
HILLSBOROUGH COUNTY DEVELOPMENTAL CTR□	1	117	9	7%	127
SENIOR LIVING VII TAMPA LLC□	1	116	9	7%	126
JPR URGENT MEDICAL CARE		124	2	2%	126
QUICK CARE MED PL CR		80	46	37%	126
PROMPT CARE OF CENTRAL FLORIDA			126	100%	126
WILLOWBROOKE COURT AT ST ANDREWS ESTATES		121	5	4%	126
PROVISTA DIAGNOSTICS, INC		123	3	2%	126
CLINICA HISPANA		1	124	99%	125

COVID-19: testing by laboratory

Data through Mar 8, 2021 verified as of Mar 9, 2021 at 09:25 AM

Data in this report are provisional and subject to change.

The numbers in the table below represent the number of Florida and non-Florida residents for whom test results were received by the Department of Health. A person can be tested by more than one laboratory and can have both positive and negative results. **Therefore, the sum of the numbers in each column will be larger than the total number of people tested.**

Reporting lab	Inconclusive	Negative	Positive	Percent positive	Total
TGH URGENT CARE – SEMINOLE			125	100%	125
FLORIDA STATE HOSPITAL CLINICAL LABORATORY		124	1	1%	125
BONITA PHARMACY		113	12	10%	125
SMILEY MEDICAL GROUP		96	29	23%	125
Mt Sinai Aventura			124	100%	124
MANOR CARE OF PALM HARBOR		123	1	1%	124
PROFESSIONAL URGENT CARE SERVICES		91	33	27%	124
KINDRED HOSPITAL-BAY AREA-ST PETERSBURG LAB	1	117	6	5%	124
ARBOR GLEN AT ARBOR TRACE	2	113	9	7%	124
THE CLUB AND REHABILITATION CENTER		123	1	1%	124
SPRING HAVEN RETIREMENT	1	123			124
PEDIATRIC ASSOCIATES AT ARGYLE PA		117	6	5%	123
SONNIS PEDIATRICS PA		110	13	11%	123
NORTH FL SOUTH GA HCS-MALCOM RANDALL VAMC			123	100%	123
ADVENT HEALTH CENTRA CARE - BRANDON		31	92	75%	123
IQBAL A FARUQUI MD□		91	32	26%	123
COQUINA CENTER		119	3	2%	122
THREE OAKS PHARMACY INC		109	13	11%	122
CHERRY OAK PALM BEACH COUNTY		116	6	5%	122
WINDERMERE MEDICAL CENTER		117	4	3%	121
GENEDX		46	75	62%	121
PARKVIEW HEALTH		121			121
URGENT CARE TCMA			121	100%	121
Crystal Health & Rehab Center		115	6	5%	121
ADVENTHEALTH MEDICAL GROUP FAMILY MEDICINE AT		94	27	22%	121
FLORIDA DEPARTMENT OF HEALTH IN LAKE COUNTY	1	78	42	35%	121
MEYER PEDIATRICS		107	13	11%	120
MINUTECLINIC DIAGNOSTIC OF RHODE ISLAND, LLC #729		116	4	3%	120
SUNLIFE PHARMACY		111	9	8%	120
BROOKDALE JENSEN BEACH□		117	3	3%	120
ARIZONA DEPARTMENT OF HEALTH SERVICES		5	115	96%	120
FIRSTCARE CLINIC		64	56	47%	120
RITE MEDICAL CARE PC		118	2	2%	120
MEASE COUNTRYSIDE HOSPITAL		1	118	99%	119
ISLAND URGENT CARE PLLC DBA AFC URGENT CARE		118	1	1%	119
RESEARCH CENTERS OF AMERICA, LLC		97	22	18%	119
MATHISON RETIREMENT COMMUNITY		114	5	4%	119
DIAGNOSTIC LABORATORY OF OKLAHOMA		96	23	19%	119
PALMS FACILITY INC		104	15	13%	119
EMBRY RIDDLE AERONAUTICAL UNIVERSITY HEALTH SERVICES		1	118	99%	119
PREMIER MEDICAL CENTER LLC		119			119
BOSTON RED SOX CLUB LP		117	2	2%	119
WALTON PLACE		119			119
KINDRED HOSPITAL MELBOURNE	1	113	4	3%	118
CITRUS MEMORIAL HEALTH SYSTEM LAB		2	116	98%	118
SH HERON EAST LLC□		103	15	13%	118

COVID-19: testing by laboratory

Data through Mar 8, 2021 verified as of Mar 9, 2021 at 09:25 AM

Data in this report are provisional and subject to change.

The numbers in the table below represent the number of Florida and non-Florida residents for whom test results were received by the Department of Health. A person can be tested by more than one laboratory and can have both positive and negative results. **Therefore, the sum of the numbers in each column will be larger than the total number of people tested.**

Reporting lab	Inconclusive	Negative	Positive	Percent positive	Total
RDX BIOSCIENCE		60	58	49%	118
PSL NAPLES BH OPERATIONS, LLC		118			118
COASTAL HEALTH AND REHAB		110	8	7%	118
JEFFERSON COUNTY HEALTH DEPARTMENT-MONTICELLO		86	31	26%	117
HOBDAI FAMILY HEALTH LLC		81	36	31%	117
CLERMONT URGENT CARE			117	100%	117
ST JOSEPH'S HOSPITAL LABORATORY			117	100%	117
Avante at Melbourne		116	1	1%	117
NEIGHBORHOOD MEDICAL CENTER		112	5	4%	117
D PEDIATRICS		101	15	13%	116
PANAMA PHARMACY	3	96	17	15%	116
MEMORY CARE OF NAPLES		116			116
LEE COUNTY SCHOOL DISTRICT	1	108	7	6%	116
BELVEDERE COMMONS OF FORT WALTON BEACH		106	10	9%	116
SUNFLOWER SPRINGS ASSISTED LIVING		105	10	9%	115
TIFFANY HALL NURSING AND REHAB CENTER		106	9	8%	115
BROOKDALE COLONIAL PARK	2	112	1	1%	115
MAGNOLIA MEDICAL CLINIC		11	104	90%	115
VITAS HEALTHCARE CORPORATION OF FLORIDA		111	3	3%	114
CABANA AT JENSEN DUNES, THE		110	4	4%	114
ST PETERSBURG PEDIATRICS-MLK JUNIOR BLVD		105	9	8%	114
NADAL PEDIATRICS		87	27	24%	114
CCS - PAUL REIN DETENTION FACILITY		85	29	25%	114
THE COURTYARD ASSISTED LIVING		110	4	4%	114
ELAN BUENA VISTA		97	17	15%	114
BROWARD HEALTH CORAL SPRINGS EPIDEMIOLOGY DEPT		1	113	99%	114
SEMINOLE TRIBE OF FLORIDA		93	20	18%	113
MONTEFIORE MEDICAL CENTER LABORATORIES - MOSES		103	10	9%	113
TRADITION MEDICAL CENTER LABORATORY		48	65	58%	113
HIGHLANDS MEDICAL CENTER		110	3	3%	113
AMERICAN HOUSE COCONUT POINT		96	17	15%	113
Courtyards of Orlando Care Center		101	12	11%	113
TREASURE COAST MEDICAL ASSOCIATES		4	109	96%	113
Sandy Ridge Center for Rehabilitation and Healing		91	21	19%	112
UNIVERSITY MEDICAL CENTER SUITES		99	13	12%	112
CLEVELAND CLINIC FOUNDATION		12	100	89%	112
ALLIED HEALTH FORT PIERCE		112			112
Summit Medical Group		103	9	8%	112
ARBOR TERRACE ORTEGA LLC	2	107	2	2%	111
ATMORE COMMUNITY HOSPITAL LABORATORY		85	26	23%	111
WESTWOOD NURSING & REHAB		77	34	31%	111
HAZELDEN FLORIDA	1	107	3	3%	111
PHYSICIANS REGIONAL CLINIC		82	29	26%	111
HOSPICE OF THE TREASURE COAST		107	4	4%	111
SOLARIS SENIOR LIVING OF MERRITT ISLAND		107	4	4%	111
Peninsula Care and Rehab		98	12	11%	110

COVID-19: testing by laboratory

Data through Mar 8, 2021 verified as of Mar 9, 2021 at 09:25 AM

Data in this report are provisional and subject to change.

The numbers in the table below represent the number of Florida and non-Florida residents for whom test results were received by the Department of Health. A person can be tested by more than one laboratory and can have both positive and negative results. **Therefore, the sum of the numbers in each column will be larger than the total number of people tested.**

Reporting lab	Inconclusive	Negative	Positive	Percent positive	Total
LAKE HOUSE ASSISTED LIVING		93	17	15%	110
L&S SENIOR CARE DBA ARCADIA OAKS	4	105	1	1%	110
MD 365 MEDICAL CARE		109	1	1%	110
KINDRED HOSPITAL SOUTH FLORIDA		108	2	2%	110
PINELLAS COUNTY JAIL			110	100%	110
KINDRED HOSPITAL - SOUTH FLORIDA		107	3	3%	110
WELLNOW URGENT CARE PC		109			109
BIODESIX, INC.		81	28	26%	109
FLAGLER COLLEGE HEALTH SERVICES		79	30	28%	109
TGH URGENT CARE - TYRONE		2	107	98%	109
MG PORT CHARLOTTE II SUBTENANT LLC		98	11	10%	109
UNIVERSITY HEALTH SYSTEM INC		98	10	9%	108
EVANS HEALTH CARE		106	2	2%	108
PINELLAS CARE CENTER		78	30	28%	108
Riviera Health Resort		108			108
SOUTH BALDWIN MEDICAL CENTER GULF SHORES		85	22	21%	107
North Lake Care Center		106	1	1%	107
NAVY HOSPITAL			107	100%	107
BAY VIEW HEALTHCARE		85	22	21%	107
HOSPICE OF THE EMERALD COAST INC - PANAMA CITY	2	98	7	7%	107
GRAND OAKS HEALTH & REHABILITATION		106	1	1%	107
HEARTLAND HEALTHCARE AND REHAB CENTER		84	22	21%	106
CSL PLASMA INC		7	99	93%	106
HEARTLAND PHARMACY LAKE PLACID, INC		79	27	25%	106
MINUTECLINIC LLC #4987		92	14	13%	106
ALTERNATIVE LIVING, INC DBA TWIN CITIES PAVILION		103	3	3%	106
ELMCROFT OF BELLA VITA		98	8	8%	106
NORTH FLORIDA EVALUATION AND TREATMENT CENTER	2	99	5	5%	106
HEART OF FLORIDA REGIONAL MED CTR		35	71	67%	106
MY CLINICAL LAB INC		17	88	84%	105
FLORIDA MEDICAL CLINIC LLC		58	47	45%	105
ESCAMBIA COUNTY JAIL DETENTION DIVISION		102	3	3%	105
PICH KTM CORP DBA MEDTOWN PHARMACY		89	16	15%	105
SEMINOLE SPORTS AND FAMILY MEDICINE		94	11	10%	105
DIATHERIX LABORATORIES		61	44	42%	105
ROHR HOME		102	3	3%	105
MEDICAL CONSULTANTS OF FLORIDA DBA	1	90	14	13%	105
SUMMIT MEDICAL GROUP PA		95	10	10%	105
PEDIATRIC CARE CENTER- JACKSONVILLE BEACH		75	29	28%	104
J FRANK AVEY MD		81	23	22%	104
PREDICTIVE LABORATORIES, INC	1	90	13	13%	104
VISTA MANOR		92	12	12%	104
GRANDE, THE	2	98	4	4%	104
EAST RIDGE RETIREMENT VILLAGE INC		104			104
AHEC CLINIC		7	96	93%	103
FHMG LAKE MARY PEDS		89	14	14%	103

COVID-19: testing by laboratory

Data through Mar 8, 2021 verified as of Mar 9, 2021 at 09:25 AM

Data in this report are provisional and subject to change.

The numbers in the table below represent the number of Florida and non-Florida residents for whom test results were received by the Department of Health. A person can be tested by more than one laboratory and can have both positive and negative results. **Therefore, the sum of the numbers in each column will be larger than the total number of people tested.**

Reporting lab	Inconclusive	Negative	Positive	Percent positive	Total
BHA TITUSVILLE CLINIC		94	9	9%	103
CVS		24	79	77%	103
LATE HOURS URGENT CARE		58	45	44%	103
SURFSIDE URGENT CARE		81	21	21%	102
ALL MY KIDS PEDIATRICS INC		75	27	26%	102
A2Z DIAGNOSTICS		101	1	1%	102
KINDRED HOSPITAL NORTH FLORIDA	3	93	6	6%	102
FAMILY MEDICAL CARE OF PALM BEACH		42	60	59%	102
WHITE PLAINS HOSPITAL CENTER LAB		97	4	4%	101
ST MARK ASSISTED LIVING CENTER	1	88	12	12%	101
SUNSHINE GARDENS		100	1	1%	101
PRIME HEALTH OF NORTH PORT LLC		89	12	12%	101
BROOKDALE VERO BEACH SOUTH AL		101			101
OPPENHEIMER PLASTIC SURGERY LLC		96	5	5%	101
ISLAND DOCTORS		12	89	88%	101
ARBOR TERRACE SAN JOSE LLC	3	95	2	2%	100
WESTCHESTER MEDICAL CENTER		97	3	3%	100
BAYCARE HEALTH SYSTEMS		2	98	98%	100
ESCAMBIA COUNTY JAIL	1	73	26	26%	100
Consulate Health Care of Port Charlotte		98	2	2%	100
VILLAS OF HOLLY BROOK - BRADENTON 14TH		100			100
Centre Pointe Health and Rehabilitation Center		89	11	11%	100
LEE MEMORIAL HEALTH SYSTEM HEALTH FAIR		95	5	5%	100
ST PETERSBURG PEDIATRICS-SEMINOLE		87	13	13%	100
CARE RESOURCE COMMUNITY HEALTH CENTERS INC		96	4	4%	100
CCS - BROWARD COUNTY JAIL		94	6	6%	100
DOUGLAS T JACOBSON STATE VETERANS HOME		100			100
VIERA HOSPITAL			100	100%	100
CENTRAL FLORIDA HEALTH CARE		47	52	53%	99
SANIBEL INTERNAL MEDICINE, LLC		96	3	3%	99
CAREMOUNT MEDICAL - PATHOLOGY		95	4	4%	99
GLOBAL CENTRAL LABS AT PPD	2	88	9	9%	99
PruittHealth Fleming Island		87	12	12%	99
MICRO PATH LABORATORIES INC		96	3	3%	99
EMERALD COAST CENTER		96	3	3%	99
SEMINOLE COUNTY HEALTH DEPARTMENT		79	19	19%	98
PLAZA OF HALLANDALE BEACH		98			98
PANCARE HEALTH GULF COUNTY		71	27	28%	98
CHARLES CROFT MD	1	96	1	1%	98
URINEGOODHANDS LLC		96	2	2%	98
LANDMARK, THE		48	50	51%	98
Cross Landings Health and Rehabilitation		97	1	1%	98
EC OPCO CARROLLWOOD LLC		92	6	6%	98
FLORIDA COMMUNITY HEALTH CENTERS INC			98	100%	98
ARBOR TRAIL		77	20	21%	97
HEALTH CENTERS AT BRENTWOOD		96	1	1%	97

COVID-19: testing by laboratory

Data through Mar 8, 2021 verified as of Mar 9, 2021 at 09:25 AM

Data in this report are provisional and subject to change.

The numbers in the table below represent the number of Florida and non-Florida residents for whom test results were received by the Department of Health. A person can be tested by more than one laboratory and can have both positive and negative results. **Therefore, the sum of the numbers in each column will be larger than the total number of people tested.**

Reporting lab	Inconclusive	Negative	Positive	Percent positive	Total
MACADAMS HOME HEALTH AGENCY		96	1	1%	97
SEVEN HILLS HEALTH AND REHABILITATION CENTER		81	16	16%	97
RIDGEWOOD DIAGNOSTIC LABORATORY		92	5	5%	97
HURLBURT FIELD CLINIC		39	58	60%	97
325TH MEDICAL GROUP		83	13	14%	96
BAYSHORE MEMORY CARE		96			96
ORLANDO LUTHERAN TOWERS ASSISTED LIVING		96			96
MARKET STREET VIERA		95	1	1%	96
MINUTECLINIC DIAGNOSTIC		90	6	6%	96
PEDIATRIC ASSOCIATES ORLANDO		82	14	15%	96
ABSOLUTE HEALTH INTERNAL MEDICINE AND PEDIATRICS		83	13	14%	96
SUPERIOR RESIDENCES OF LECANTO		80	15	16%	95
MINNESOTA TWINS		90	5	5%	95
THE TERRACE OF KISSIMMEE		80	15	16%	95
SIGNATURE HEALTHCARE OF PORT CHARLOTTE		88	7	7%	95
MIAMI BEACH COMMUNITY HEALTH CENTER		1	94	99%	95
MINUTECLINIC DIAGNOSTIC OF TEXAS, LLC		85	10	11%	95
CROSS CITY REHABILITATION AND HEALTH CARE CENTER		72	23	24%	95
HOSPICE OF MARTIN & ST LUCIE, INC		92	3	3%	95
PALMS EDGE	1	88	6	6%	95
DEVANSH LAB WERKS INC		79	16	17%	95
CONSULATE HEALTH CARE OF SARASOTA	1	93			94
ADVENT HEALTH CENTRA CARE - EAST ORLANDO		65	29	31%	94
DIAGNOSTIC SOLUTIONS		3	91	97%	94
QPS, LLC		91	3	3%	94
PRESERVE AT PALM AIRE	3	90			93
PENNSYLVANIA DEPT OF HEALTH		21	72	77%	93
KALEIDA HEALTH CENTER FOR LABORATORY		87	6	6%	93
LECONTE MEDICAL CENTER LAB		74	19	20%	93
Golfview Healthcare Center		90	3	3%	93
LABCORP RTP		34	59	63%	93
ARDEN COURTS OF LELY PALMS		91	2	2%	93
ADVENTHEALTH MEDICAL GROUP PRIMARY CARE		89	4	4%	93
VITAS HEALTHCARE		83	10	11%	93
FIRST CHOICE PEDIATRICS INC		83	9	10%	92
BARBARA O'REILLY MD PA		89	3	3%	92
NORTH SHORE MEDICAL LABS	1	84	7	8%	92
LAKELAND REGIONAL HEALTH LAKE MIRIAM		50	42	46%	92
KORGENE LAB	1	23	68	74%	92
ADVENT HEALTH CENTRA CARE - WATERMAN		79	13	14%	92
FLORIDA ATLANTIC UNIVERSITY		86	6	7%	92
HARBORCHASE OF NAPLES		79	13	14%	92
TUSCAN ISLE OPERATING COMPANY LLC DBA		88	3	3%	91
MINUTECLINIC DIAGNOSTIC OF SOUTH CAROLINA, LLC		75	16	18%	91
BAHIA OAKS LODGE		85	6	7%	91
ARDEN COURTS OF PALM HARBOR		73	18	20%	91

COVID-19: testing by laboratory

Data through Mar 8, 2021 verified as of Mar 9, 2021 at 09:25 AM

Data in this report are provisional and subject to change.

The numbers in the table below represent the number of Florida and non-Florida residents for whom test results were received by the Department of Health. A person can be tested by more than one laboratory and can have both positive and negative results. **Therefore, the sum of the numbers in each column will be larger than the total number of people tested.**

Reporting lab	Inconclusive	Negative	Positive	Percent positive	Total
JOHN KNOX VILLAGE OF FLORIDA ALF	1	86	4	4%	91
HERON CLUB AT PRESTANCIA		89	2	2%	91
MAGNOLIA DIAGNOSTIC		2	88	98%	90
KEYS MEDICAL GROUP			90	100%	90
CENTURY CENTER FOR REHABILITATION & HEALING		72	18	20%	90
DELAND WELLNESS CENTER			90	100%	90
FREEDOM INN AT TARPON SPRINGS		82	7	8%	89
PEDIATRICS IN BREVARD PA- ROCKLEDGE		54	35	39%	89
ADVANCED EMURGENT CARE		27	62	70%	89
MOOSEHAVEN LIFE CARE CENTER		89			89
ATRIUM AT LIBERTY PARK		85	4	4%	89
HAWTHORN HOUSE		75	14	16%	89
STUART LODGE LIVING LLC		66	23	26%	89
BAY REGIONAL URGENT CARE	1	51	37	42%	89
Winter Garden Rehab and Nursing Facility		78	11	12%	89
NSPIRE HEALTHCARE TAMARAC		80	9	10%	89
NORTH FLORIDA SPINE AND WELLNESS		69	20	22%	89
LAKE GIBSON VILLAGE, LLC		85	3	3%	88
AVERO DIAGNOSTICS		64	24	27%	88
East Bay Rehabilitation Center		54	34	39%	88
GOVERNOR'S CREEK HEALTH & REHABILITATION		87	1	1%	88
BAPTIST MEDICAL CENTER SOUTH		72	16	18%	88
EPWORTH VILLAGE RETIREMENT COMMUNITY		88			88
LENOX HILL HOSPITAL		81	7	8%	88
BAPTIST HEALTH URGENT CARE AT PLANTATION		69	19	22%	88
STONY BROOK UNIVERSITY MEDICAL CENTER		73	14	16%	87
BRANDON HEALTH AND REHABILITATION CENTER	1	85	1	1%	87
PACIFIC ANALYTICS			87	100%	87
CALADIUM PEDIATRICS		79	8	9%	87
ERIE COUNTY MEDICAL CTR CLINICAL LABS		83	4	5%	87
DEBARY HEALTH AND REHABILITATION CENTER		84	3	3%	87
COLLIER PHARMACY		72	15	17%	87
EXPERTUS LABORATORIES INC		28	59	68%	87
SOUTH GEORGIA MEDICAL CENTER		48	38	44%	86
ASHRAF MEDICAL GROUP PLLC DBA PULSE MD		83	3	3%	86
MINUTECLINIC DIAGNOSTIC OF SOUTH CARO		71	15	17%	86
CORNERSTONE MEDICAL CARE OF BRANDON PL		71	15	17%	86
BAY PINES MEDICAL ASSOCIATES		1	85	99%	86
PENSACOLA DEVELOPMENTAL CENTER		67	19	22%	86
CLYDE E LASSEN STATE VETERANS NURSING HOME		61	25	29%	86
DISCOVERY VILLAGE AT THE FORUM		86			86
A COUNTRY PLACE ASSISTED LIVING FACILITY		83	2	2%	85
W. FRANK WELLS NURSING HOME		84	1	1%	85
PORT CHARLOTTE REHABILITATION CENTER		72	13	15%	85
LIFESTREAM BEHAVIORIAL CENTER		64	21	25%	85
WALGREENS #12673		82	3	4%	85

COVID-19: testing by laboratory

Data through Mar 8, 2021 verified as of Mar 9, 2021 at 09:25 AM

Data in this report are provisional and subject to change.

The numbers in the table below represent the number of Florida and non-Florida residents for whom test results were received by the Department of Health. A person can be tested by more than one laboratory and can have both positive and negative results. **Therefore, the sum of the numbers in each column will be larger than the total number of people tested.**

Reporting lab	Inconclusive	Negative	Positive	Percent positive	Total
LABFIRST - DEPARTMENT OF PATHOLOGY		81	4	5%	85
MIAMI SHORES NURSING & REHAB		85			85
AVANTE AT Ocala INC		55	30	35%	85
TURNING POINT OF TAMPA		79	6	7%	85
GRAND OAKS OF JENSEN BEACH LLC		83	1	1%	84
NITE LITE PEDIATRICS - JACKSONVILLE		76	8	10%	84
CAN COMMUNITY HEALTH		83	1	1%	84
ARBOR OAKS AT TYRONE	9	73	2	2%	84
Baldwin Pediatrics		73	11	13%	84
PINES OF SARASOTA GARDEN		84			84
Lanier Rehab		58	25	30%	83
FLORIDA DEPARTMENT OF HEALTH IN WALTON COUNTY		70	13	16%	83
GIBBENS FAMILY MEDICAL, LLC		65	18	22%	83
CANOPY ON BERRYHILL, THE		51	32	39%	83
LABCORP EMPLOYER SERVICES		82	1	1%	83
WEST		69	14	17%	83
SONATA WEST		81	2	2%	83
MINUTECLINIC DIAGNOSTIC OF NORTH CARO		73	10	12%	83
LAFAYETTE NURSING AND REHABILITATION CENTER		81	2	2%	83
UNIVERSITY CENTER MEDICAL LLC DBA	1	78	4	5%	83
THE PAVILION FOR HEALTH CARE		72	10	12%	82
LAB		29	53	65%	82
WINDSOR OAKS		81	1	1%	82
RAPID RELIABLE TESTING NY LLC		75	7	9%	82
CONCIMED LLC		70	12	15%	82
CATHOLIC HEALTH SYSTEM DEPT LABORATORY		80	2	2%	82
QUALITY URGENT CARE AND WELLNESS		45	37	45%	82
HUNTSVILLE HOSPITAL LABORATORY		57	25	30%	82
EAST ALABAMA MEDICAL CENTER LABORATORY		70	12	15%	82
BRILLIANCE ASSISTED LIVING		65	17	21%	82
Lexington Health and Rehabilitation Center		82			82
ARDEN COURTS OF SARASOTA		65	16	20%	81
CARE CENTERS OF NASSAU, LLC - HENDRICKS RD		81			81
BIO-TECH CLINICAL LABORATORIES		41	40	49%	81
ORANGE PARK PEDIATRICS		72	9	11%	81
NEW SMYRNA BEACH URGENT CARE			80	100%	80
HARBOR BEACH NURSING AND REHABILITATION CENTER		77	3	4%	80
ROSECASTLE AT DELANEY CREEK		79	1	1%	80
ARDEN COURTS OF WEST PALM BEACH		80			80
LONG TERM CARE OF JAY, LLC		59	21	26%	80
LAKE HOWELL FAMILY MEDICINE ASSOCIATES		67	13	16%	80
ACE BIOMEDICAL LABS LLC		67	13	16%	80
MENORAH HOUSE		79	1	1%	80
CHAMBREL AT ISLAND LAKE		76	3	4%	79
TOTAL CARE PLUS LLC			79	100%	79
EDGEWATER AT WATERMAN VILLAGE		78	1	1%	79

COVID-19: testing by laboratory

Data through Mar 8, 2021 verified as of Mar 9, 2021 at 09:25 AM

Data in this report are provisional and subject to change.

The numbers in the table below represent the number of Florida and non-Florida residents for whom test results were received by the Department of Health. A person can be tested by more than one laboratory and can have both positive and negative results. **Therefore, the sum of the numbers in each column will be larger than the total number of people tested.**

Reporting lab	Inconclusive	Negative	Positive	Percent positive	Total
VETERANS AFFAIRS MEDICAL CENTER - PALO ALTO		28	51	65%	79
BALMORAL TENANT SERVICES INC	1	43	35	44%	79
MD 365 MEDICAL CARE PLLC		79			79
CBS LABS OF TAMPA LLC		3	76	96%	79
PUTNAM COUNTY SHERIFFS OFFICE		73	6	8%	79
MED ONE AT SAINT AUGUSTINE		49	30	38%	79
CRESTVIEW URGENT CARE		10	69	87%	79
EMERALD COAST BEHAVIORAL HOSPITAL		73	6	8%	79
PLYMOUTH HOME FOR ADULTS, INC.	8	70	1	1%	79
KEYSTYLE LIVING LLC	1	77	1	1%	79
ECOLAB GROUP		45	34	43%	79
MINUTECLINIC DIAGNOSTIC OF NORTH CAROL		66	12	15%	78
LAKE MORTON PLAZA		75	3	4%	78
HUNTINGTON HOSPITAL LABORATORY		75	3	4%	78
Madison Health and Rehabilitation Center		42	36	46%	78
BEACHES PEDIATRICS PA		73	5	6%	78
TRUE NORTH HEALTH NAVIGATION LLC DBA DISPATCHHEALTH	1	60	16	21%	77
HEALTH FIRST - PALM BAY HOSPITAL		2	75	97%	77
ORANGE CITY NURSING AND REHAB		75	2	3%	77
CENTRAL BALDWIN IMMEDIATE CARE & FAMILY PRACTICE		59	18	23%	77
LANDMARK HOSPITAL SOUTHWEST FLORIDA LLC		74	3	4%	77
PARK OF THE PALMS INC		77			77
S-H THIRTY-FIVE OPCO- PORT ST LUCIE, LLC	1	75			76
JERICO URGENT CARE		73	3	4%	76
WALGREENS 9627		70	6	8%	76
WINDSOR REFLECTIONS		75	1	1%	76
CLINICAL PATHOLOGY ASSOCIATES-SONIC REFERENCE LAB		76			76
ST VINCENT'S BIRMINGHAM		70	6	8%	76
MOBILE PHYSICIAN SERVICES INC		68	8	11%	76
FLORIDA PEDIATRIC GROUP		27	49	64%	76
DYNAMIC MEDICAL USA			76	100%	76
BAPTIST HEALTH SOUTH FLORIDA - WEST BOCA URGENT CARE		52	24	32%	76
WEST VOLUSIA FAMILY AND SPORTS MEDICINE		75	1	1%	76
PANIRA HEALTHCARE CLINIC		2	73	97%	75
FHMG- FLORIDA HOSPITAL MEDICAL GROUP		64	11	15%	75
AU HEALTH		61	14	19%	75
BLISS HEALTHCARE SERVICES	1	52	22	29%	75
ADVENTHEALTH EXPRESSCARE		45	30	40%	75
BOND CLINIC PA		43	32	43%	75
G & R HEALTH MART PHARMACY		62	13	17%	75
PROMEDICA LABORATORIES		21	54	72%	75
LAB PLUS, LLC AT SAINT THOMAS WEST HOSPITAL		61	14	19%	75
BROWARD HEALTH MEDICAL CENTER		3	71	96%	74
NOAH CLINICAL LABORATORY		63	11	15%	74
PENSACOLA PEDIATRICS MILTON		65	9	12%	74
BROOKDALE OVIEDO		72	2	3%	74

COVID-19: testing by laboratory

Data through Mar 8, 2021 verified as of Mar 9, 2021 at 09:25 AM

Data in this report are provisional and subject to change.

The numbers in the table below represent the number of Florida and non-Florida residents for whom test results were received by the Department of Health. A person can be tested by more than one laboratory and can have both positive and negative results. **Therefore, the sum of the numbers in each column will be larger than the total number of people tested.**

Reporting lab	Inconclusive	Negative	Positive	Percent positive	Total
BROWARD HEALTH MEDICAL CENTER CLINICAL LAB			73	100%	73
GATTOLINE ENTERPRISES, INC. DBA FAMILY CARE PHARMACY		62	11	15%	73
CONSULATE HEALTH CARE - LAKE MARY		72	1	1%	73
LAKE WALES OPERATING GROUP LLC		68	5	7%	73
RARITAN BAY PERTH AMBOY		66	7	10%	73
PUBLIC SQUARE PHARMACY LLC		56	17	23%	73
SIMED LABORATORY		57	16	22%	73
MINUTECLINIC DIAGNOSTIC OF OHIO LLC		57	16	22%	73
CATHOLIC HEALTH SERVICES REGIONAL LAB		66	7	10%	73
WATERCREST ST LUCIE WEST	1	69	3	4%	73
EISENHOWER ARMY MEDICAL CENTER		66	7	10%	73
SCOTT LAKE HEALTH AND REHABILITATION CENTER		71	2	3%	73
COOPER FAMILY MEDICAL PLLC		52	20	28%	72
KINDRED AT HOME		63	9	13%	72
HAVEN OF OUR LADY OF PEACE		72			72
MID FLORIDA PRIMARY CARE PA		58	14	19%	72
ALTAMONTE PEDIATRIC ASSOCIATES		31	41	57%	72
CRAIG BERGER MD PL D/B/A BAY AREA EYE INSTITUTE		72			72
HOLMES COUNTY HEALTH DEPARTMENT	1	58	13	18%	72
MEDRITE URGENT CARE		59	12	17%	71
NORTH FLORIDA PEDIATRICS		57	14	20%	71
INN AT ASTON GARDENS AT PELICAN POINTE,THE		67	4	6%	71
WALGREENS 2941		68	3	4%	71
Sunrise Health and Rehabilitation Center		67	4	6%	71
ADVANCED LAB		67	4	6%	71
STERLING HOUSE OF TALLAHASSEE	3	62	6	8%	71
AMMON LABS		61	10	14%	71
AEGIS MEDICAL GROUP		53	17	24%	70
SUMMIT AT VENICE	2	63	5	7%	70
OAK MANOR NURSING HOME		66	4	6%	70
SUNCOAST COMMUNITY HEALTH CENTERS PEDIATRICS		21	49	70%	70
PALM BAY HOSPITAL			70	100%	70
SOUTH LAKE PEDIATRICS		65	5	7%	70
BARRY UNIVERSITY STUDENT HEALTH SERVICES		37	33	47%	70
ASSOCIATED CLINICAL LABORATORIES		62	8	11%	70
USF HEALTH MORSANI CENTER		5	65	93%	70
Highlands Regional Hospital		63	7	10%	70
ADVENT HEALTH - LAKE MARY		60	10	14%	70
CP/AIG PENSACOLA DEVELOPMENT LLC		66	3	4%	69
PANCARE HEALTH - MALONE CLINIC		62	7	10%	69
SAN JOSE SENIOR CARE LLC	1	43	25	36%	69
PARKSIDE INN	3	64	2	3%	69
HERITAGE HEALTHCARE AND REHABILITATION CENTER		69			69
EXPRESS DOCS LLC			69	100%	69
MEMORIAL MANOR		69			69
PLANTATION GENERAL HOSPITAL CLINICAL LAB		26	43	62%	69

COVID-19: testing by laboratory

Data through Mar 8, 2021 verified as of Mar 9, 2021 at 09:25 AM

Data in this report are provisional and subject to change.

The numbers in the table below represent the number of Florida and non-Florida residents for whom test results were received by the Department of Health. A person can be tested by more than one laboratory and can have both positive and negative results. **Therefore, the sum of the numbers in each column will be larger than the total number of people tested.**

Reporting lab	Inconclusive	Negative	Positive	Percent positive	Total
GV NAPLES OPCO, LLC		68	1	1%	69
PEDIATRIC SERVICES AND BREATHING CENTER PA		48	20	29%	68
SUNCOAST OPTIMAL WELLNESS		23	45	66%	68
AEL- MEMPHIS		17	51	75%	68
MISIR DRUGS LLC		56	12	18%	68
BROOKDALE BONITA SPRINGS		67	1	1%	68
STONY BROOK SOUTHAMPTON		67	1	1%	68
LAKE CITY VA MEDICAL CENTER			68	100%	68
MORTON PLANT HOSPITAL NURSING			68	100%	68
BIG BOCA SMILES LLC□		66	2	3%	68
MD LABS		41	27	40%	68
JENNIFER J CHIAVETTA-GRLSANTI DC		55	13	19%	68
Avante at St Cloud, Inc.		66	2	3%	68
WALGREENS #06012		60	7	10%	67
MEASE MANOR INC		63	4	6%	67
GENPATH			67	100%	67
BIGGERS FAMILY MEDICINE PA	1	61	5	7%	67
CL BRUMBACK PRIMARY CARE CLINICS		17	50	75%	67
BOND CLINIC DR ELDEEB		35	32	48%	67
MED EXPRESS		6	60	91%	66
TITUSVILLE FAMILY PRACTICE		16	50	76%	66
SOMERBY OF SANTA ROSA BEACH		57	9	14%	66
AMERICAN FAMILY MEDICAL		53	13	20%	66
MEDEX MEDICAL EXPRESS OF PALATKA			66	100%	66
Gabisa Medical LLC		66			66
DISCOVERY VILLAGE AT PALM BEACH GARDENS		65	1	2%	66
JACOBI MEDICAL CENTER		61	5	8%	66
PRIMECARE AT TWIN LAKES		1	65	98%	66
INDIGO MANOR□		22	44	67%	66
Stratford Court of Palm Harbor		56	10	15%	66
BROOKDALE CENTRE POINTE	1	64			65
VETERANS AFFAIRS MEDICAL CENTER - GULF COAST		27	38	58%	65
SUMMER VISTA ASSISTED LIVING		38	27	42%	65
EC OPCO PENSACOLA, LLC		64	1	2%	65
OKEECHOBEE URGENT CARE		17	48	74%	65
ISLAND COAST PEDIATRICS		58	7	11%	65
NORTH CENTRAL BRONX HOSPITAL		63	2	3%	65
LUTHERAN HAVEN ASSISTED LIVING		65			65
AFTER HOURS PEDIATRICS			65	100%	65
TREASURE COAST FORENSIC TREATMENT CTR		44	21	32%	65
BISHOP GRADY VILLAS		63	2	3%	65
NORTH SHORE UNIVERSITY HOSPITAL LABORATORY		59	6	9%	65
BOND AND STEELE CLINIC, PA		51	14	22%	65
CORAL GABLES HOSPITAL			64	100%	64
Summit Medical Group, Pa Db a Citymd		58	6	9%	64
HARMONY CLINIC		1	63	98%	64

COVID-19: testing by laboratory

Data through Mar 8, 2021 verified as of Mar 9, 2021 at 09:25 AM

Data in this report are provisional and subject to change.

The numbers in the table below represent the number of Florida and non-Florida residents for whom test results were received by the Department of Health. A person can be tested by more than one laboratory and can have both positive and negative results. **Therefore, the sum of the numbers in each column will be larger than the total number of people tested.**

Reporting lab	Inconclusive	Negative	Positive	Percent positive	Total
ADVENT HEALTH CENTRA CARE - WINTER GARDEN		18	46	72%	64
DELCARE PA		49	15	23%	64
NOMI HEALTH LAB SERVICES LLC		5	59	92%	64
OUT OF STATE		40	24	38%	64
INNOVATIVE GENOMICS, LLC		44	20	31%	64
WADSWORTH HEALTH CENTER		61	3	5%	64
LEVY COUNTY DEPARTMENT OF HEALTH		47	17	27%	64
TRINITY AL SENIOR HOUSING LLC		45	19	30%	64
NXGEN MDX		20	44	69%	64
JOSEPH L MORSE GERIATRIC CENTER	2	59	3	5%	64
GREENLEAF ALF		63	1	2%	64
NEMOURS CHILDRENS PRIMARY CARE OVIEDO		51	13	20%	64
APC PEDIATRICS AT RYE ROAD MEDICAL PARK		63			63
THOMAS INTERNAL MEDICINE		52	11	17%	63
MERCY MEDICAL URGENT CARE CENTER INC		26	37	59%	63
PANCARE HEALTH - FREEPORT CLINIC SUITE B		54	9	14%	63
DAVID POSNACK JEWISH DAY SCHOOL		63			63
VIERA HEALTH AND REHABILITATION CENTER		62	1	2%	63
SOS MOBILE MEDICAL CARE LLC		52	11	17%	63
BEEHIVE HOMES OF GULF BREEZE		47	16	25%	63
MEDI CLINIC SARASOTA INC		62	1	2%	63
ST JOHNS COUNTY DETENTION CENTER		62			62
MENTAL HEALTH CARE INC		53	9	15%	62
GRAND VILLA OF DELAND		56	6	10%	62
LAKELAND REGIONAL HEALTH		38	24	39%	62
PEDIATRIC SERVICES OF AMERICA INC		60	2	3%	62
SAMFORD UNIVERSITY HEALTH SERVICES		61	1	2%	62
BURRY'S PHARMACY INC		37	25	40%	62
OVERLOOK HOSPITAL LABORATORY		57	5	8%	62
FLORIDA MEDICAL CLINIC PA		46	15	25%	61
WASHINGTON REHABILITATION AND NURSING CENTER		51	10	16%	61
NORTH FLORIDA MEDICAL CENTER		57	4	7%	61
MICHAEL AKPEKE MD		52	9	15%	61
EMERALD COAST HOSPICE		60	1	2%	61
BROOKDALE PALM COAST		61			61
Winter Park Care and Rehab		60	1	2%	61
ADVENT HEALTH - PALM COAST		1	60	98%	61
DASCENA, INC		52	9	15%	61
HERNANDO COUNTY FIRE RESCUE DISTRICT		27	34	56%	61
CINNAMON COVE ALF		59	1	2%	60
TROY REGIONAL MEDICAL CENTER		49	11	18%	60
81ST MEDICAL GROUP		28	32	53%	60
NAIA		60			60
PALM BAY URGENT CARE		28	32	53%	60
SILVER LAKE PEDIATRICS PA		55	5	8%	60
WILSON MEMORIAL REGIONAL MEDICAL CENTER		56	4	7%	60

COVID-19: testing by laboratory

Data through Mar 8, 2021 verified as of Mar 9, 2021 at 09:25 AM

Data in this report are provisional and subject to change.

The numbers in the table below represent the number of Florida and non-Florida residents for whom test results were received by the Department of Health. A person can be tested by more than one laboratory and can have both positive and negative results. **Therefore, the sum of the numbers in each column will be larger than the total number of people tested.**

Reporting lab	Inconclusive	Negative	Positive	Percent positive	Total
FLORIDA HEALTH CARE		8	52	87%	60
SUWANNEE COUNTY SHERIFF OFFICE		57	3	5%	60
TWIN CREEKS ASSISTED LIVING & MEMORY CARE		57	3	5%	60
THE PRESERVE AT CLEARWATER		58	2	3%	60
WAVE CREST HEALTH AND REHABILITATION CENTER		57	2	3%	59
INTERNAL LAB		50	9	15%	59
FERN PARK DEVELOPMENTAL CENTER		5	54	92%	59
MILLENIUM PHYSICIANS GROUP		1	58	98%	59
RITECARE MED CTR H			59	100%	59
TBI RESIDENTIAL SERVICES, INC.		48	11	19%	59
BIOTECH		52	7	12%	59
NORTHEAST FLORIDA STATE HOSP-NURSING		58	1	2%	59
LPG CONVENIENT CARE AT PINE ISLAND ROAD		53	6	10%	59
INTERNAL MEDICINE ASSOCIATES PA		55	4	7%	59
Consulate Health Care of Jacksonville		45	14	24%	59
UHEALTH AT FISHER ISLAND			59	100%	59
CARDIOLOGY AND MEDICINE ASSOCIATES		43	16	27%	59
VITAS HEALTHCARE CORP OF FLORIDA		58	1	2%	59
Margate Health and Rehabilitation Center		56	2	3%	58
TROPICANA MANUFACTURING COMPANY INC		54	4	7%	58
KINDRED HOSPITAL CENTRAL TAMPA BLOOD GAS	1	52	5	9%	58
SONATA BOCA RATON		54	4	7%	58
GRAND ST PAUL CVS		58			58
HORIZON ALF		57	1	2%	58
MICHIGAN DEPARTMENT OF HEALTH AND HUMAN SERVICES	1		57	98%	58
MALCOM RANDALL DEPT OF VAMC			57	100%	57
THE GOOD SHEPARDS OF DELAND-WEST		56	1	2%	57
ASCENSION SACRED HEART BAY LABORATORY		54	3	5%	57
LINCOLN MEDICAL AND MENTAL HEALTH CENTER		54	3	5%	57
EAST HILL PHARMACY		39	18	32%	57
ALZHEIMERS CARE CENTER OF VIERA LTD		37	20	35%	57
KAPG FLEMING ISLAND SENIOR HOUSING OPKO LLC	1	56			57
ST FRANCIS HOSPITAL		49	8	14%	57
THE CANOPY AT BERRYHILL		57			57
BioReference Laboratories, Inc		7	50	88%	57
ROYAL CARE OF AVON PARK		54	3	5%	57
Palms at Ponte Vedra Assisted Living and Memory Care		54	3	5%	57
Conway Lakes Health and Rehabilitation Center		57			57
STEINHATCHEE FAMILY MEDICAL CENTER	1	48	8	14%	57
KEY WEST MEDICAL CENTER	1	50	6	11%	57
TUKA PEDIATRICS		7	49	88%	56
TIFFANY HALL NURSING AND REHAB		44	12	21%	56
EAGLES WATCH CLUSTER		47	9	16%	56
ATRIA PARK OF LAKE FOREST (WG HERITAGE LF LLC)		54	2	4%	56
GENESIS DERMATOLOGY		52	4	7%	56
DEVELOPMENTAL DISABILITIES DEFENDANT PROGRAM		54	2	4%	56

COVID-19: testing by laboratory

Data through Mar 8, 2021 verified as of Mar 9, 2021 at 09:25 AM

Data in this report are provisional and subject to change.

The numbers in the table below represent the number of Florida and non-Florida residents for whom test results were received by the Department of Health. A person can be tested by more than one laboratory and can have both positive and negative results. **Therefore, the sum of the numbers in each column will be larger than the total number of people tested.**

Reporting lab	Inconclusive	Negative	Positive	Percent positive	Total
TOWERS HOME CARE		52	4	7%	56
MEDLOGIC LABORATORIES		3	53	95%	56
DEPT OF VA MED CENTE-WEST PALM BEACH			56	100%	56
MARQUIS LABS, LLC		55	1	2%	56
PHYSICIANS PRIMARY CARE OF SOUTHWEST FLORIDA		39	17	30%	56
MAUREEN OROURKE-FUTEY			56	100%	56
HIALEAH HOSPITAL RESPIRATORY DEPT			56	100%	56
PANCARE HEALTH - JACKSON COUNTY		44	11	20%	55
SONATA HUNTERS CREEK		47	8	15%	55
KENDALL REGIONAL MEDICAL CENTER LAB	3		52	95%	55
CARE CENTERS OF NASSAU LLC MINER ROAD SOUTH		55			55
CDR MAGUIRE INC	1	7	47	85%	55
COOPER FAMILY MEDICAL, PLLC		45	10	18%	55
life Care Center of Melbourne		38	17	31%	55
PREMIER MEDICAL ASSOCIATES ALL FLORIDA LLC		54	1	2%	55
NITE LITE PEDIATRICS - PORT ST. LUCIE		46	9	16%	55
MINUTECLINIC DIAGNOSTIC OF NEW JERSEY		48	7	13%	55
BENTLEY CARE CENTER		54			54
CHILDREN'S HOSPITAL OF ALABAMA		53	1	2%	54
ST. CLOUD MEDICAL GROUP		54			54
UNITED LABORATORY SERVICES CORPORATION		38	16	30%	54
ARTHREX MEDICAL CENTER		32	22	41%	54
SARATOGA HOSPITAL LABORATORY		49	5	9%	54
FAMILY EXTENDED CARE OF PUNTA GORDA		54			54
AESTHETIC ENHANCEMENTS		54			54
CERTUS MTD OPCC LLC		52	2	4%	54
PALM BAY PEDIATRICS		36	18	33%	54
JUNIPER VILLAGE AT NAPLES		53	1	2%	54
ALLIANCE PEDIATRICS		24	30	56%	54
TERRACE AT HOBE SOUND, THE	1	50	3	6%	54
SARASOTA CO. HEALTH DEPT # 58		40	14	26%	54
CLERMONT HEALTH AND REHAB		40	14	26%	54
Osprey Point Nursing Center		51	2	4%	53
Salerno Bay Health & Rehabilitation Center		44	9	17%	53
BIG BEND CARES, INC		45	8	15%	53
VPA PC LAB		48	5	9%	53
GARDENS HEALTH NH LLC		53			53
ADVENT HEALTH - MOUNT DORA		9	44	83%	53
PROMEDICA SENIOR LIVING		51	2	4%	53
NICEVILLE URGENT CARE		8	45	85%	53
SOMERSET			53	100%	53
QUOTIENT SCIENCES LABS LLC			53	100%	53
APOLLOMDX LABS		31	22	42%	53
FINLAY CLINICAL LABORATORY		20	33	62%	53
AR ANESTHESIA LLC		51	1	2%	52
ROCKLEDGE REGIONAL MEDICAL CENTER		30	22	42%	52

COVID-19: testing by laboratory

Data through Mar 8, 2021 verified as of Mar 9, 2021 at 09:25 AM

Data in this report are provisional and subject to change.

The numbers in the table below represent the number of Florida and non-Florida residents for whom test results were received by the Department of Health. A person can be tested by more than one laboratory and can have both positive and negative results. **Therefore, the sum of the numbers in each column will be larger than the total number of people tested.**

Reporting lab	Inconclusive	Negative	Positive	Percent positive	Total
TREASURE COAST PEDIATRICS PA		47	5	10%	52
INTERNAL MEDICINE SPECIALIST		46	6	12%	52
SNH BRFL TENANT LLC	2	50			52
BARNETT PARK □		2	50	96%	52
ALEXANDER NININGER STATE VETERANS		52			52
ADVENT HEALTH		49	3	6%	52
BUECHELE DENTAL PA DBA CLERMONT FAMILY DENTISTRY		42	9	18%	51
INN AT THE FOUNTAINS, THE		34	17	33%	51
GOOD HEARTS COVID TESTING		8	43	84%	51
CAMPBELL URGENT CARE			51	100%	51
AVANTE ST CLOUD		48	3	6%	51
ST CLOUD PHYSICIAN MANAGEMENT LLC DBA ST CLOUD		28	23	45%	51
REGENCY OAKS HEALTH CENTER		49	2	4%	51
S-H THIRTY FIVE OPCO - ORANGE CITY, LLC		41	10	20%	51
MICHAEL A VENAZIO MD		48	3	6%	51
UNIVERSITY OF WEST FLORIDA, THE		50	1	2%	51
CVS MINUTE CLINIC		1	50	98%	51
WEST ISLIP URGENT CARE		46	5	10%	51
GENTIVA HEALTH SERVICES CERTIFIED INC		48	3	6%	51
PALM RIVER COMMUNITY HEALTH CENTER		46	5	10%	51
VALENCIA HOUSE ALF		50	1	2%	51
LPG PEDIATRICS AT PAGE FIELD		50	1	2%	51
Jupiter Medical Center Pavilion		50	1	2%	51
ROCHESTER GENERAL HOSPITAL LABORATORY		47	4	8%	51
GATEWAY CARE CENTER		50	1	2%	51
GULFVIEW MEDICAL INSTITUTE		51			51
ORCHID COVE AT DAYTONA		45	5	10%	50
WALGREENS #10373		48	2	4%	50
TRADITIONAL HOME HEALTH OF PALM BEACH INC		49	1	2%	50
GOLDEN POND COMMUNITIES		50			50
BENTON HOUSE OF PORT ORANGE		44	6	12%	50
SAFARI PEDIATRICS PA		49	1	2%	50
BETHUNE-COOKMAN UNIVERSITY		32	18	36%	50
PORT ST. LUCIE - ZAXBY'S		50			50
SOUTHEAST ALABAMA MEDICAL CENTER			50	100%	50
FLORIDA HEALTH CARE DELAND			50	100%	50
FAST PACE MEDICAL CLINIC, PLLC		43	7	14%	50
MISSION OAKS ASSISTED LIVING □		48	2	4%	50
PENNSYLVANIA DEPARTMENT OF HEALTH BUREAU OF LABORATORIES			50	100%	50
LITTLE NECK URGENT CARE		48	2	4%	50
ADVENT HEALTH EXPRESS CARE		4	45	92%	49
SOLARIS SENIOR LIVING NORTH NAPLES		48	1	2%	49
DOH		23	26	53%	49
USF		1	48	98%	49
NORTHBROOK CENTER FOR □		47	2	4%	49
FREEDOM SQUARE NURSING CENTER □		41	8	16%	49

COVID-19: testing by laboratory

Data through Mar 8, 2021 verified as of Mar 9, 2021 at 09:25 AM

Data in this report are provisional and subject to change.

The numbers in the table below represent the number of Florida and non-Florida residents for whom test results were received by the Department of Health. A person can be tested by more than one laboratory and can have both positive and negative results. **Therefore, the sum of the numbers in each column will be larger than the total number of people tested.**

Reporting lab	Inconclusive	Negative	Positive	Percent positive	Total
INSTITUTE OF PATHOLOGY KINGS COUNTY		48	1	2%	49
MEADOWCREST FAMILY PHYSICIANS PA	1	27	21	43%	49
SOFT CELL LABORATORIES		45	4	8%	49
SOUTH CAROLINA DEPT OF HEALTH AND ENVIRONMENT CONTROL		10	39	80%	49
HEALTH FIRST - CAPE CANAVERAL HOSPITAL		1	48	98%	49
HCTB INC		47	2	4%	49
ALLEGRO		47	2	4%	49
OCALA CBOC		45	4	8%	49
RAINBOW PEDIATRICS PC LLC / BREAKFAST POINT		38	11	22%	49
GRAND OAKS OF PALM CITY LLC	1	41	6	13%	48
GRAND AVENUE RX			48	100%	48
COURTYARD GARDENS OF JUPITER		48			48
ERDOX		46	2	4%	48
FUTURE PEDIATRICS		45	3	6%	48
BAY CENTER HURRICANE SHELTER		48			48
HILA BECKERMAN MD LLC	1	44	3	6%	48
ROSECASTLE OF JACKSONVILLE LLC		47	1	2%	48
CAREMED INTERNAL MEDICINE		30	18	38%	48
PHILLIPPE RIDGE		36	12	25%	48
SEWANEE MOLECULAR DIAGNOSTICS LABORATO		48			48
PREMIER MEDICAL ASSOCIATES		46	2	4%	48
PREMIER COMMUNITY HEALTHCARE GROUP INC		46	2	4%	48
NAPLES PEDIATRICS INC		43	5	10%	48
THE TERRACE OF JACKSONVILLE		3	45	94%	48
HERNANDO ENDOSCOPY AND SURGERY CENTER		36	11	23%	47
FHMG_CTR FOR SENIOR HEALTH		42	5	11%	47
NAVARRE GARDENS		41	6	13%	47
NEW YORK PRESBYTERIAN - QUEENS DIAGNOSTIC		44	3	6%	47
COASTAL DETOX		47			47
POPLAR HEALTHCARE PLLC	1	11	35	74%	47
BARNES HEALTHCARE OF FLORIDA LLC		44	3	6%	47
PERSONAL PEDIATRICS		42	5	11%	47
INTERLAB		1	46	98%	47
CAPE REGIONAL MEDICAL CENTER		45	2	4%	47
PRACTICE MANAGEMENT OF AMERICA, INC.		7	40	85%	47
BRADFORD COUNTY HEALTH DEPARTMENT		46	1	2%	47
MINUTECLINIC DIAGNOSTIC OF HAWAII LLC		40	6	13%	46
HOME CARE PHARMACY		46			46
MOBILE DOC FL, LLC		29	17	37%	46
SONORAN DESERT PATHOLOGY ASSOCIATES		3	43	93%	46
FELICIDAD MEDICAL CENTER			46	100%	46
ADVENT HEALTH - LAKE WALES		34	12	26%	46
Citymd Of Toms River		40	6	13%	46
COLLIER BLVD HMA PHYSICIAN MANAGEMENT LLC		46			46
KAPG ST AUGUSTINE SENIOR HOUSING OPCO LLC		37	9	20%	46
FAMILY EXTENDED CARE OF WINTER HAVEN		44	2	4%	46

COVID-19: testing by laboratory

Data through Mar 8, 2021 verified as of Mar 9, 2021 at 09:25 AM

Data in this report are provisional and subject to change.

The numbers in the table below represent the number of Florida and non-Florida residents for whom test results were received by the Department of Health. A person can be tested by more than one laboratory and can have both positive and negative results. **Therefore, the sum of the numbers in each column will be larger than the total number of people tested.**

Reporting lab	Inconclusive	Negative	Positive	Percent positive	Total
H LEE MOFFITT CANCER CENTER MICRO		46			46
HARTFORD HEALTH SERVICES LLC		46			46
ADVENT HEALTH MEDICAL GROUP OB GYN AT		40	6	13%	46
PREMIER PLACE HEALTHCARE AT THE GLENVIEW		46			46
EAST MANATEE FAMILY	1	1	44	96%	46
EMERGENCY PHYSICIANS MEDICAL CENTER LLC		28	18	39%	46
COMPLETE HOME CARE OF THE PALM BEACHES LLC		41	4	9%	45
NORTH FLORIDA / SOUTH GEORGIA VETERANS HEALTH SYSTEM		1	44	98%	45
WE SCREEN LLC		45			45
MINUTECLINIC DIAGNOSTIC OF KANSAS, PA		37	8	18%	45
SOUTHPORT SQUARE HARBOUR HEALTH		45			45
ALLIANCE OF PHYSICIANS AGAINST COVID-19			45	100%	45
CITYMD OF MANAHAWKIN		43	2	4%	45
COLLIER URGENT CARE CENTERS		44	1	2%	45
MIRIMUS CLINICAL LABS	1	18	26	58%	45
NEOGENOMICS LABORATORIES INC		45			45
FAMILY HEALTH CENTER		32	13	29%	45
REDI-MED WALK-IN FAMILY CARE			45	100%	45
SOUTHSIDE HOSPITAL NORTHWELL HEALTH LABORATORY		38	7	16%	45
WINTER GARDEN REHAB AND NURSING CENTER		41	4	9%	45
ERIC C MRSHAL, MD, PC #1842		42	3	7%	45
STUART URGENT CARE			45	100%	45
NEXT MOLECULAR ANALYTICS		14	31	69%	45
BRP SH OPCO LLC		45			45
WG EVERGREEN WOODS SH LLC		45			45
NIGHT LITE PEDIATRICS CENTER LLC		10	35	78%	45
S-H THIRTY FIVE OPCO - LUTZ, LLC		43	1	2%	44
QHC UPSTATE MEDICAL PC		36	8	18%	44
THE MERIDIAN AT BOCA RATON	1	43			44
AMERICAN ESOTERIC LAB-BIRMINGHAM		43	1	2%	44
PEDIATRICS OF CENTRAL FLORIDA - SAINT CLOUD	2	40	2	5%	44
AVOW HOSPICE INC		44			44
HOLY NAME HOSPITAL LABORATORY		42	2	5%	44
GRACE MEDICAL HOME		33	11	25%	44
CALHOUN COUNTY HEALTH DEPT		20	24	55%	44
ST VINCENTS PRIMARY CARE		39	5	11%	44
MARIANNA HEALTH AND REHABILITATION CENTER		43	1	2%	44
CENTRA CARE - LAKE NONA		4	40	91%	44
Gulf Shore Care Center		39	5	11%	44
FLORIDA HOSPITAL		28	16	36%	44
RADIOLOGY ASSOCIATES OF VENICE AND ENGLEWOOD		41	2	5%	43
PRINCETON VILLAGE		39	4	9%	43
SAN CARLOS PHARMACY		39	4	9%	43
LARA HEALTH AND WELLNESS CENTER LLC		43			43
MORTON PLANT			43	100%	43
LINCOLN DIAGNOSTIC LAB		41	2	5%	43

COVID-19: testing by laboratory

Data through Mar 8, 2021 verified as of Mar 9, 2021 at 09:25 AM

Data in this report are provisional and subject to change.

The numbers in the table below represent the number of Florida and non-Florida residents for whom test results were received by the Department of Health. A person can be tested by more than one laboratory and can have both positive and negative results. **Therefore, the sum of the numbers in each column will be larger than the total number of people tested.**

Reporting lab	Inconclusive	Negative	Positive	Percent positive	Total
BENTLEY VILLAGE II		34	9	21%	43
BRANCH MEDICAL CLINIC			43	100%	43
TGH URGENT CARE POWERED BY FAST TRACK			43	100%	43
MADISON COUNTY MEMORIAL HOSPITAL LABORATORY		15	28	65%	43
CENTRAL FLORIDA PEDIATRICS		17	26	60%	43
WALGREENS 3145		40	3	7%	43
WOLFF CTR FOR CHILD & ADOLESCENT HEALTH PLLC,THE		26	17	40%	43
TAMPA BAY CONCIERGE DOCTOR, LLC		41	2	5%	43
Guardian Care Nursing and Rehabilitation Center		43			43
LAKE MARY KIDS CENTRA CARE		33	10	23%	43
CAMBRIDGE SECURITY SERVICES		40	3	7%	43
PATRICK AIR FORCE BASE		3	40	93%	43
MAIMONIDES-SHALOM ACADEMY, INC		41	1	2%	42
SUNCOAST TECHNICAL COLLEGE SCHOOL OF HEALTH		42			42
KIVA AT CANTERBURY		25	17	40%	42
CLINICAL LABORATORY		42			42
ISLAND URGENT CARE PLLC		40	2	5%	42
BENTON HOUSE OF ST. JOHNS		40	2	5%	42
Atlantic Shore Nursing and Rehab		42			42
LONG ISLAND UNIVERSITY - POST CAMPUS		42			42
THE TRADITION OF THE PALM BEACHES		41	1	2%	42
LUTHERAN HAVEN EXTENDED CONGREGATE CAR		42			42
DUVAL PHARMACY		31	11	26%	42
FIRST CHOICE URGENT CARE		12	30	71%	42
PLAINVIEW URGENT CARE		40	2	5%	42
ATRIA WILLOW WOOD		39	2	5%	41
GRAMERCY PARK URGENT CARE		39	2	5%	41
ROYAL PALM SENIOR RESIDENCE		41			41
SPRING MANOR ASSISTED LIVING		41			41
FLORIDA HOSPITAL NEW SMYRNA		4	37	90%	41
DOT DOC SARASOTA		39	2	5%	41
PEDIATRICS OF CENTRAL FLORIDA KISSI		33	8	20%	41
DOH-WEST PALM BEACH BRANCH LABORATORY		2	39	95%	41
UNION MEDICAL CARE PLLC		41			41
PATRICK MANOR INCORPORATED		41			41
INTERCOASTAL MEDICAL GROUP			41	100%	41
SUMTER PEDIATRICS		38	3	7%	41
UNIVERSITY OF ALABAMA		38	3	7%	41
BRONX LEBANON HOSPITAL-MEDICAL CENTER		37	4	10%	41
University Hills health and Rehabilitation		31	10	24%	41
URGENT CARE & WELLNESS CENTER		10	31	76%	41
STAT ONE URGENT CARE CENTER		2	39	95%	41
AVALON PARK RETIREMENT RESIDENCE		39	1	3%	40
CLINICAL PATHOLOGY LABORATORIES, INC		40			40
LONGLEAF DIAGNOSTIC LABORATORIES		11	29	73%	40
MID-FLORIDA PATHOLOGY, LLC		32	8	20%	40

COVID-19: testing by laboratory

Data through Mar 8, 2021 verified as of Mar 9, 2021 at 09:25 AM

Data in this report are provisional and subject to change.

The numbers in the table below represent the number of Florida and non-Florida residents for whom test results were received by the Department of Health. A person can be tested by more than one laboratory and can have both positive and negative results. **Therefore, the sum of the numbers in each column will be larger than the total number of people tested.**

Reporting lab	Inconclusive	Negative	Positive	Percent positive	Total
LOURDES HOSPITAL INC		38	2	5%	40
NORTH CAROLINA DEPARTMENT OF HEALTH & HUMAN SERVICES	1		39	98%	40
PRIDE DIAGNOSTICS		24	16	40%	40
CAPITAL REGIONAL MEDICAL CENTER		2	38	95%	40
PACIFICA SENIOR LIVING OCALA		35	5	13%	40
ADVENTIST HEALTH SYSTEM FLORIDA		27	13	33%	40
MINUTE CLINIC INCORPORATE		33	7	18%	40
ALL AMERICAN URGENT CARE			40	100%	40
NORTHWELL HEALTH PLAINVIEW HOSPITAL LABORATORY		31	9	23%	40
BRIDGEVIEW CENTER LLC		27	12	31%	39
WG BAYPOINT VILLAGE SH LLC		38	1	3%	39
LONG ISLAND JEWISH MED CTR		36	3	8%	39
MEDEX MEDICAL EXPRESS OF PALATKA LLC			39	100%	39
BAY COUNTY JAIL ANNEX		34	5	13%	39
CLINICAL RESEARCH SEQUENCING PLATFORM		8	31	79%	39
MIAMI CLINICAL RESEARCH CORP			39	100%	39
LAKELAND REGIONAL HEALTH GATEWAY CENTER		16	23	59%	39
CARE 4 U MANAGEMENT, INC			39	100%	39
BIOFIRE		7	32	82%	39
CROSSROADS URGENT CARE		24	15	38%	39
JUNIPER VILLAGE AT CAPE CORAL		34	5	13%	39
BAYSHORE PATHOLOGY CONSULTANTS PA		37	2	5%	39
ADVENT HEALTH CENTRA CARE - LAKELAND		30	9	23%	39
OCOEE PEDIATRICS		32	7	18%	39
CEDAR CREEK AT KINGS BAY INC		39			39
CORNERSTONE PEDIATRICS		29	10	26%	39
GUYAN VALLEY WELLNESS CENTER		32	7	18%	39
KESHAV RX LLC		33	6	15%	39
BAPTIST URGENT CARE		35	3	8%	38
BOND CLINIC, PA		9	29	76%	38
LAKE INTERNAL MEDICINE ASSOCIATES PA		32	6	16%	38
ST ANTHONYS PRIMARY CARE LLC/JACKSON STREET			38	100%	38
STEWART MEDICAL GROUP, INC		21	17	45%	38
MOLECULAR DIAGNOSTICS		5	33	87%	38
TALLAHASSEE VA OPC		36	2	5%	38
PINES NURSING HOME		36	2	5%	38
AUTUMN OF SARASOTA		12	26	68%	38
CITRUS COUNTY HEALTH DEPARTMENT		34	4	11%	38
HOMEWOOD RESIDENCE AT FREEDOM PLAZA		37	1	3%	38
PANCARE HEALTH - BAY COUNTY - YOUNGSTOWN		34	4	11%	38
VIP WALK IN CLINIC		19	19	50%	38
FLORIDA DEPARTMENT OF HEALTH CLAY COUNTY		25	13	34%	38
M&V SAN JOSE MEDICAL CENTER			38	100%	38
CCRC @ SUNFLOWER LLC		35	3	8%	38
ONE MILO		37			37
TAYLORVILLE FAMILY MEDICINE		30	7	19%	37

COVID-19: testing by laboratory

Data through Mar 8, 2021 verified as of Mar 9, 2021 at 09:25 AM

Data in this report are provisional and subject to change.

The numbers in the table below represent the number of Florida and non-Florida residents for whom test results were received by the Department of Health. A person can be tested by more than one laboratory and can have both positive and negative results. **Therefore, the sum of the numbers in each column will be larger than the total number of people tested.**

Reporting lab	Inconclusive	Negative	Positive	Percent positive	Total
Lehigh Acres Health and Rehabilitation		26	11	30%	37
CONNECTICUT DEPARTMENT OF HEALTH		22	15	41%	37
IMA MEDICAL CENTER		23	14	38%	37
ACCURATE DIAGNOSTIC LAB		35	2	5%	37
PREMISE HEALTH MIA		1	36	97%	37
OPTUMCARE SOUTH FLORIDA, LLC		30	7	19%	37
IMA MEDICAL GROUP POINCIANA		14	23	62%	37
THE COLLIER AT NAPLES		36	1	3%	37
FAMILY EXTENDED CARE OF SEBRING INC		35	2	5%	37
ST AUGUSTINE PEDIATRIC ASSOC		33	4	11%	37
INNOVATION CLINICAL TRIALS, INC			37	100%	37
GENEXPERT			37	100%	37
BRANDON COMMUNITY HEALTH CENTER		29	8	22%	37
HOLZER HEALTH CENTER		5	32	86%	37
ANDALUSIA HEALTH		20	17	46%	37
PONCE THERAPY CARE CENTER		34	3	8%	37
GEORGE E WEEMS MEMORIAL HOSPITAL LAB		27	10	27%	37
PATHOGENIUS LABORATORIES		30	7	19%	37
HR SARASOTA OPERATOR LLC		25	12	32%	37
BELVEDERE COMMONS OF SUN CITY CENTER		36			36
CORRECTIONAL MEDICAL GROUP		27	9	25%	36
NIGHT LITE PEDIATRIC CENTER		10	26	72%	36
HARMONY HEALTH OPCO, LLC		15	21	58%	36
EASTERN SHORE URGENT CARE		25	11	31%	36
ADVANCE URGENT CARE CENTER, LLC		1	35	97%	36
BULLS HEAD URGENT CARE		34	2	6%	36
LAKE CO EMPLOYEE HEALTH AND WELLNESS CENTER		32	4	11%	36
BVL/LITTLE ANGEL PEDIATRICS		36			36
MEDEXPRESS - BLOOMIN BRANDS		19	17	47%	36
WASHINGTON COUNTY HEALTH DEPARTMENT		24	12	33%	36
A & R RESEARCH GROUP		30	6	17%	36
MAKO MEDICAL		21	15	42%	36
COURTYARD GARDENS OF BOYNTON BEACH, LLC		33	3	8%	36
MAIN STREET MEDICAL CENTER OF CRESTVIEW PA		19	17	47%	36
PROFESSIONAL PEDIATRICS		34	2	6%	36
ADVENT HEALTH - FISH MEMORIAL		2	33	94%	35
BOCA TOXICOLOGY LLC		33	2	6%	35
GUIDEWELL EMERGENCY MEDICINE DOCTORS LLC		12	23	66%	35
NCHD		21	14	40%	35
NEUROINTERNATIONAL SARASOTA		32	3	9%	35
VILLAGES VA CBOC	2	30	3	9%	35
ATRIA SAN PABLO		33	2	6%	35
PRMG - EAST NAPLES	1	23	11	31%	35
UNIVERSITY HOSPITAL		30	5	14%	35
CAREHERE LAKE SCHOOLS EMPLOYEE HEALTH CENTER		24	11	31%	35
P23 LABS		35			35

COVID-19: testing by laboratory

Data through Mar 8, 2021 verified as of Mar 9, 2021 at 09:25 AM

Data in this report are provisional and subject to change.

The numbers in the table below represent the number of Florida and non-Florida residents for whom test results were received by the Department of Health. A person can be tested by more than one laboratory and can have both positive and negative results. **Therefore, the sum of the numbers in each column will be larger than the total number of people tested.**

Reporting lab	Inconclusive	Negative	Positive	Percent positive	Total
MILLENNIA ADVANCED SCIENTIFIC LLC			35	100%	35
MINUTECLINIC DIAGNOSTIC OF RHODE ISLAND, LLC #1544		34	1	3%	35
BENTON HOUSE OF CLERMONT		35			35
PARKSIDE HEALTH AND REHABILITATION CENTER			35	100%	35
WUESTHOFF MEMORIAL HOSPITAL			35	100%	35
CDR MAGUIRE - MIAMI BEACH CC MISSION 17388		2	33	94%	35
ST. MARYS MEDICAL CENTER		1	34	97%	35
LIGHTHOUSE PEDIATRICS OF NAPLES		31	4	11%	35
AESTHETIC SURGERY CENTER OF WINTER PARK, THE	3	30	2	6%	35
VILLAGE ON THE ISLE		30	5	14%	35
STETSON UNIVERSITY STUDENT HEALTH CENTER		3	32	91%	35
POARCH BANC CREEK INDIANS TRIBAL HEALTH DEPARTMENT			35	100%	35
IRL		4	31	89%	35
LYSTER ACH FT RUCKER AL		32	3	9%	35
PATHGROUP		9	26	74%	35
MAINSTREET FAMILY URGENT CARE		1	34	97%	35
ALWAYS BEST CARE SENIOR SERVICES		31	3	9%	34
JOHN KNOX VILLAGE OF CENTRAL FLORIDA		30	4	12%	34
PARAMOUNT WALK-IN CLINIC		1	33	97%	34
ENCOMPASS HEALTH REHABILITATION HOSPITAL OF LARGO		31	3	9%	34
RASHDA ALBIBI M.D. P.A.		31	3	9%	34
PECONIC BAY MEDICAL CENTER LABORATORY		26	8	24%	34
SOUTHCOM LABORATORY		4	30	88%	34
NORTH FLORIDA PEDIATRICS - JACKSONVILLE		30	4	12%	34
REDI-MED WALK IN FAMILY CLINIC			34	100%	34
ASHTON PLACE	3	27	4	12%	34
WHITE-WILSON MEDICAL CENTER		23	11	32%	34
ST LUCIE COUNTY JAIL		25	9	26%	34
MEDCOMP SCIENCES			34	100%	34
LONG TERM CARE OF GULF BREEZE LLC		30	4	12%	34
FLORIDA PEDIATRIC GROUP PA		28	6	18%	34
COLLIER HMA PHYSICIAN MANAGEMENT LLC		26	8	24%	34
TUSCAN GARDENS OF DELRAY BEACH MANAGEMENT COMPANY,		34			34
SUNSHINE ASSISTED LIVING		34			34
ORANGE COUNTY CORRECTIONS HEALTH SERVICES		32	2	6%	34
MINUTECLINIC DIAGNOSTIC OF SOUTH CAROL		31	3	9%	34
HARBORCHASE OF WELLINGTON CROSSING		31	2	6%	33
PHOSPHORUS DIAGNOSTICS		27	6	18%	33
SANFORD MOBILE LAB PGA TOUR		32	1	3%	33
WESTWOOD NURSING AND REHABILITATION		28	5	15%	33
CENTRAL FLORIDA HEALTH CARE INC WAUCHULA SITE 2		26	7	21%	33
CVS MINUTE CLINIC DIAGNOSTIC OF NORTH CAROL		27	6	18%	33
CORAL HOUSE ASSISTED LIVING COMMUNITY LLC		33			33
FHMG-FLORIDA HOSPITAL MEDICAL GROUP		24	9	27%	33
PHYSICIAN ASSOCIATES LLC		26	7	21%	33
METRO KNOXVILLE HMA		25	8	24%	33

COVID-19: testing by laboratory

Data through Mar 8, 2021 verified as of Mar 9, 2021 at 09:25 AM

Data in this report are provisional and subject to change.

The numbers in the table below represent the number of Florida and non-Florida residents for whom test results were received by the Department of Health. A person can be tested by more than one laboratory and can have both positive and negative results. **Therefore, the sum of the numbers in each column will be larger than the total number of people tested.**

Reporting lab	Inconclusive	Negative	Positive	Percent positive	Total
BOND CLINIC		3	30	91%	33
VETERAN AFFAIRS MEDICAL CENTER - JAMES J PETERS		30	3	9%	33
Consulate Health Care of Orange Park		27	6	18%	33
PORT SAINT JOHN FAMILY PRACTICE		21	12	36%	33
Kensington Gardens		33			33
AYERS NURSING AND REHABILITATION CENTER		33			33
THE SPRINGS OF PARC HILL		32	1	3%	33
GREENRIDGE GROUP HOME	3	11	19	58%	33
NIGHT LITE PEDIATRICS URGENT CARE CENTER			33	100%	33
AHSE ROP		32	1	3%	33
LPG CONVENIENT CARE AT METRO		29	3	9%	32
ALAN A SMITH MD LLC		30	2	6%	32
BROOKDALE CANOPY OAKS			32	100%	32
JACKSON HEALTH SYSTEM		1	31	97%	32
TRADITIONAL HOME CARE INC		31	1	3%	32
AMMON ANALYTICAL LABORATORIES		28	4	13%	32
MINUTE CLINIC LLC #2216		30	2	6%	32
UNION MEDICAL CARE		32			32
FLORIDA DEPARTMENT OF HEALTH IN MONROE COUNTY		26	6	19%	32
WESTMINSTER ST AUGUSTINE		32			32
COLORADO DEPARTMENT OF HEALTH LABORATORY SERVICES DIVISION			32	100%	32
MINUTECLINIC DIAGNOSTIC OF NORTH CAROLINA		31	1	3%	32
Heartland Health Care Center North Sarasota		18	14	44%	32
WALK IN MEDICAL URGENT CARE		32			32
JFK MEDICAL CENTER NORTH LAB		1	31	97%	32
LONGWOOD CARDIOLOGY			32	100%	32
MINUTECLINIC, LLC		28	4	13%	32
IPSUM DIAGNOSTICS		3	29	91%	32
VETERANS HOME			32	100%	32
OPIS COQUINA CENTER		32			32
MINUTECLINIC DIAGNOSTIC OF MICHIGAN		29	3	9%	32
PASSPORT HEALTH ORLANDO		32			32
ST JOSEPHS CHILDRENS OUTREACH			31	100%	31
ROADS PEDIATRICS,LLC		29	2	6%	31
MICHAEL J D'AMBROSE MD PA		29	2	6%	31
DISCOVERY COMMONS AT BRADENTON		31			31
COMMUNITY MEDICAL CARE CENTER INC			31	100%	31
REGENCY PARK ASSISTED LIVING FACILITY		29	2	6%	31
ATLAN		26	5	16%	31
ALABAMA CLINICS		16	15	48%	31
JAMAICA HOSPITAL MEDICAL CENTER		28	3	10%	31
VETERANS AFFAIRS MEDICAL CENTER - NEW YORK HARBOR		30	1	3%	31
EASYCARE WALK-IN CLINIC	1	11	19	61%	31
NAPHCARE, INC.		21	10	32%	31
LabCorp L#09258130 M#09258125		12	19	61%	31
UNIPATH		24	7	23%	31

COVID-19: testing by laboratory

Data through Mar 8, 2021 verified as of Mar 9, 2021 at 09:25 AM

Data in this report are provisional and subject to change.

The numbers in the table below represent the number of Florida and non-Florida residents for whom test results were received by the Department of Health. A person can be tested by more than one laboratory and can have both positive and negative results. **Therefore, the sum of the numbers in each column will be larger than the total number of people tested.**

Reporting lab	Inconclusive	Negative	Positive	Percent positive	Total
ADVENTHEALTH MEDICAL GROUP FAMILY MEDICINE AT RDV		31			31
FLAGLER HOSPITAL INC	2		29	94%	31
SOMA MEDICAL CENTER PA #3			31	100%	31
HEALTH FIRST - VIERA HOSPITAL		1	30	97%	31
ENT AND ALLERGY ASSOCIATES OF FLORIDA LLC		30	1	3%	31
COLLIER ANESTHESIA PAIN LLC		31			31
AMERICAN ESOTERIC LABORATORIES		15	16	52%	31
LAKE COUNTY SCHOOLS EMPLOYEE HEALTH CENTER		20	11	35%	31
BASSETTI MEDICAL RESEARCH INC		25	6	19%	31
UR CARE FAMILY AND SPORTS MEDICINE			31	100%	31
MIDDLETOWN MEDICAL P C		22	9	29%	31
WELLMED AT NEW TAMPA		22	9	29%	31
VILLA COURT LLC		31			31
SANTA BARBARA CARE CENTER		18	13	42%	31
SOUTHEASTERN OUTPATIENT SURGERY CENTER		28	3	10%	31
D W MCMILLAN MEMORIAL HOSPITAL		20	11	35%	31
ADVANCED URGENT CARE		12	18	60%	30
HERITAGE WATERSIDE		27	3	10%	30
UNIVERSITY MEDICAL CTR OF PRINCETON AT		28	2	7%	30
WEINBERG VILLAGE		29	1	3%	30
OAK HARBOR ASSISTED LIVING FACILITY		27	3	10%	30
MEDICAL PAVILION CLINIC		19	11	37%	30
CLINCLOUD, LLC			30	100%	30
THE TERRACE AT IVY ACRES ALF		11	19	63%	30
COUNTY OF LOS ANGELES			30	100%	30
MAGNOLIA DIAGNOSTICS, LLC		3	27	90%	30
WARDE MEDICAL LABORATORY		22	8	27%	30
BOCA BIOLISTIC REFERENCE LAB			30	100%	30
AMEERAH LABS			30	100%	30
VIKOR SCIENTITIC			30	100%	30
DCH REGIONAL MEDICAL CENTER LABORATORY		29	1	3%	30
RESIDENTIAL PLAZA AT BLUE LAGOON INC		27	3	10%	30
PERDIDO URGENT CARE		1	29	97%	30
Okeechobee Health Care Facility		16	14	47%	30
ADULT MEDICINE OF LAKE COUNTY INC			30	100%	30
WALGREENS COVID-19		26	4	13%	30
PREMIER URGENT CARE CENTER LLC			30	100%	30
ADVENT HEALTH PRIMARY CARE PLUS, WINTER GARDEN		26	4	13%	30
UNIV OF ROCHESTER-STRONG MEMORIAL HOSP		28	1	3%	29
SUNTREE INTERNAL MEDICINE		29			29
PALM GARDEN OF JACKSONVILLE		27	2	7%	29
BAY STREET PHARMACY		27	2	7%	29
P4CLINICAL	3	2	24	83%	29
STEWART MELBOURNE HOSPITAL			29	100%	29
NURSES HELPING HANDS INC ALF		29			29
COMPREHENSIVE CHILDCARE		23	6	21%	29

COVID-19: testing by laboratory

Data through Mar 8, 2021 verified as of Mar 9, 2021 at 09:25 AM

Data in this report are provisional and subject to change.

The numbers in the table below represent the number of Florida and non-Florida residents for whom test results were received by the Department of Health. A person can be tested by more than one laboratory and can have both positive and negative results. **Therefore, the sum of the numbers in each column will be larger than the total number of people tested.**

Reporting lab	Inconclusive	Negative	Positive	Percent positive	Total
FAMILY CARE PARTNERS URGENT CARE LLC		23	6	21%	29
PRO HEALTH HARMONY		29			29
FAMILY AND INTERNAL MEDICINE AT AVALON PARK		25	4	14%	29
PANCARE HEALTH - BONIFAY K-8			29	100%	29
JUPITER MEDICAL CENTER PHYSICIANS GROUP, INC		26	3	10%	29
EP MEDICAL EQUIPMENT PHARMACY		26	3	10%	29
AMELIA ASSISTED LIVING FACILITY		29			29
RENAISSANCE SENIOR LIVING	1	28			29
NEMOURS CHILDRENS CLINIC		22	7	24%	29
CITY OF CAPE CORAL		24	5	17%	29
COLLIER COUNTY JAIL		29			29
SANDALWOOD NURSING CENTER		29			29
CENTER ONE SURGERY CENTER		24	5	17%	29
CDC		17	12	41%	29
CAPE CORAL HOSPITAL ABG LABORATORY		16	13	45%	29
EVERLYWELL		16	13	45%	29
HOLLISMED LLC		27	2	7%	29
PREMIUM HEALTH SERVICES OF TAMPA BAY LLC		16	13	45%	29
DUVAL COUNTY HEALTH DEPARTMENT		29			29
STATEN ISLAND UNIVERSITY HOSPITAL-POUCH		29			29
ADVENTHEALTH MEDICAL GROUP FAMILY MEDICINE		26	3	10%	29
DAVID LAWRENCE CENTER		25	4	14%	29
FAST PACE MEDICAL CLINIC		26	3	10%	29
LAKE MARY - STIRLING CENTER SUITE 202			29	100%	29
Wiregrass Rehabilitation Center and Nursing Home		28	1	3%	29
ISLAND LAKE CENTER		12	16	57%	28
EDEN AT CRESTVIEW		12	16	57%	28
A AND R RESEARCH GROUP LLC		25	3	11%	28
Bon Secours Maria Manor		23	5	18%	28
URGENT CARE CENTER			28	100%	28
ASTORIA HEALTH AND REHABILITATION CENTER		27	1	4%	28
ISLAMORADA VILLAGE OF ISLANDS FIRE RESCUE		26	2	7%	28
PORT ST LUCIE HOSPITAL		25	3	11%	28
RIVERHEAD URGENT CARE		27	1	4%	28
ST PETER'S BENDER LABORATORY		27	1	4%	28
MARION PEDIATRICS PA		21	7	25%	28
PALMS, THE		28			28
LABORATORY ALLIANCE OF CENTRAL NEW YORK		27	1	4%	28
NORTH PINELLAS CHILDRENS MEDICAL CENTER			28	100%	28
ORANGE PEDIATRICS			28	100%	28
BAPTIST PRIMARY BLACK CREEK SOUTH			28	100%	28
BROOKDALE BRANDON	1	27			28
CERON PEDIATRICS & INTEGRATIVE MEDICIN		28			28
KEY PRIMARY CARE			28	100%	28
OAKMONTE VILLAGE		27	1	4%	28
PINELLAS INTERNAL MEDICINE ASSOCIATES	1	26	1	4%	28

COVID-19: testing by laboratory

Data through Mar 8, 2021 verified as of Mar 9, 2021 at 09:25 AM

Data in this report are provisional and subject to change.

The numbers in the table below represent the number of Florida and non-Florida residents for whom test results were received by the Department of Health. A person can be tested by more than one laboratory and can have both positive and negative results. **Therefore, the sum of the numbers in each column will be larger than the total number of people tested.**

Reporting lab	Inconclusive	Negative	Positive	Percent positive	Total
CARILLON SPORTS AND FAMILY MEDICINE		21	7	25%	28
STUART REHABILITATION AND HEALTHCARE		13	15	54%	28
BIOREFERENCE LABORATORIES INC		3	25	89%	28
LAKELAND NURSING AND REHABILITATION CENTER			28	100%	28
BROOKDALE PHILLIPPI CREEK			28	100%	28
LAKE PLACID HEALTH AND REHABILITATION		1	27	96%	28
CHILDREN'S MEDICAL CENTER			28	100%	28
UCLA HEALTHCARE CLINICAL LABS		23	5	18%	28
FAMILY CARE PARTNERS		18	10	36%	28
Cleveland Clinic Laboratories		4	24	86%	28
ACTIVE SENIOR LIVING		26	2	7%	28
BREVARD HEALTH ALLIANCE INC		26	1	4%	27
FORT CAROLINE GARDENS, INC		25	2	7%	27
EXPRESS CARE OF BELLEVIEW		27			27
INTERIM HEALTHCARE OF NORTHWEST FLORIDA INC		25	2	7%	27
FORT VALLEY STATE UNIVERSITY		27			27
ROCKLAND URGENT CARE FAMILY HEALTH NP		27			27
ST JOSEPHS HOSPITAL SOUTH HOSPITAL			27	100%	27
SPANISH RIVER HIGH SCHOOL ESE		23	4	15%	27
SYNIVERSE WELLNESS CENTER		23	4	15%	27
ATRIA LADY LAKE		27			27
GULFSIDE HOSPICE INC		24	3	11%	27
MIGUEL E TREVINO MD PA		23	4	15%	27
BROOKDALE UNIVERSITY HOSPITAL		25	2	7%	27
MINUTE CLINIC, LLC DBA MINUTECLINIC #4505		25	2	7%	27
LEXINGTON PLACE SENIOR LIVING COMMUNITY		27			27
NATIONAL MENTOR HEALTHCARE LLC			27	100%	27
MINUTECLINIC DIAGNOSTIC OF RHODE ISLAND, LLC #212		27			27
ACCESS 365 URGENT CARE		8	19	70%	27
BROOKDALE SOUTHPOINT			27	100%	27
CHILDRENS MEDICAL CENTER			27	100%	27
WEISS PEDIATRIC CARE LLC		16	11	41%	27
BITTINGS APOTHECARY INC		23	4	15%	27
SIDDH INC DBA SAN CARLOS PHARMACY		25	2	7%	27
HEALTHPARK MEDICAL CENTER ABG LAB		26	1	4%	27
SUNCOAST LABS			27	100%	27
GRAND LIVING AT LAKEWOOD RANCH		25	1	4%	26
WEST BROWARD CARE CENTER		24	2	8%	26
CIGNA PBSO WEST PALM			26	100%	26
RAINBOW PEDIATRICS		1	25	96%	26
EPIC REFERENCE LABS INC			26	100%	26
WAKULLA COUNTY HEALTH DEPARTMENT		12	14	54%	26
MONTEFIORE NEW ROCHELLE HOSPITAL		24	2	8%	26
COLORADO DEPARTMENT OF PUBLIC HEALTH AND ENVIRONMENT			26	100%	26
MINUTE CLINIC DIAGNOSTIC OF SC, LLC #75		25	1	4%	26
PINELLAS 1 HOME HEALTH CARE CORP		26			26

COVID-19: testing by laboratory

Data through Mar 8, 2021 verified as of Mar 9, 2021 at 09:25 AM

Data in this report are provisional and subject to change.

The numbers in the table below represent the number of Florida and non-Florida residents for whom test results were received by the Department of Health. A person can be tested by more than one laboratory and can have both positive and negative results. **Therefore, the sum of the numbers in each column will be larger than the total number of people tested.**

Reporting lab	Inconclusive	Negative	Positive	Percent positive	Total
LONG BEACH URGENT CARE		26			26
PULMONARY SPECIALISTS OF THE PALM BEACHES		16	10	38%	26
TGH URGENT CARE - RIVERVIEW			26	100%	26
OAKTREE HEALTHCARE			26	100%	26
RESIDENCE AT BAY VUE		25	1	4%	26
LOT HEALTH SERVICES☐	1	25			26
EAST HILL MEDICAL GROUP		17	9	35%	26
URGENT FAMILY CARE INC		23	3	12%	26
LAKES DIALYSIS CENTER INC			26	100%	26
ABL MEDICAL CARE LLC			26	100%	26
ARCPPOINT LABS OF WEST PALM BEACH			26	100%	26
THE MINIER URGENT CARE		20	6	23%	26
ADVENT HEALTH PARTIN SETTLEMENT HEALTH PARK		18	8	31%	26
MONCRIEF ARMY HEALTH CLINIC			26	100%	26
DOCTOR TODAY TLC LLC			26	100%	26
PALM BEACH COUNTY FIRE RESCUE		24	2	8%	26
FLORIDA ENDOSCOPY & SURGERU CTR LLC		26			26
BROWARD HEALTH IMPERIAL POINT NURSING			26	100%	26
WIREGRASS CLINIC LLC		21	5	19%	26
LOOP PEDIATRICS		22	4	15%	26
COLONY CARE CENTER		16	10	38%	26
LPG PRIMARY CARE AT SURFSIDE		23	3	12%	26
SOUTH FLORIDA DIALYSIS CENTER		8	17	68%	25
MINUTECLINIC DIAGNOSTIC MEDICAL GROUP		23	2	8%	25
WOMENS CARE FLORIDA LABORATORY		25			25
HUNTINGTON STATION URGENT CARE		24	1	4%	25
VICK STREET MANOR		25			25
FEDERAL PRISON CAMP PENSACOLA			25	100%	25
ORLANDO CLINICAL RESEARCH CENTER		23	2	8%	25
DELRAY BEACH FACIAL PLASTIC SURGERY		25			25
MD BEAUTY LABS, PA		23	2	8%	25
TREEHOUSE PEDIATRICS & FAMILY CARE		25			25
GASTROENTEROLOGY ASSOCIATES OF PENSACOLA PA		22	3	12%	25
MADWAR		19	6	24%	25
WESTPAC LABS		1	24	96%	25
GOOD SAMARITAN HOSPITAL LABORATORY		22	3	12%	25
UNION CHD		22	3	12%	25
LAKE SHERIFF		24	1	4%	25
SUNSHINE PEDIATRICS OF CENTRAL FLORIDA PL		23	2	8%	25
MD NOW MEDICAL CENTERS INC		3	22	88%	25
VASSAR BROTHERS MEDICAL CENTER LABORATORY		24	1	4%	25
THE WATERMARK AT VISTAWILLA		25			25
ADVENTHEALTH MEDICAL GROUP FAMILY & INTERNAL		9	16	64%	25
ADVENT HEALTH - LAKE MARY PEDIATRICS		16	9	36%	25
SANITAS		4	21	84%	25
ST. CLOUD HOSPITAL		20	5	20%	25

COVID-19: testing by laboratory

Data through Mar 8, 2021 verified as of Mar 9, 2021 at 09:25 AM

Data in this report are provisional and subject to change.

The numbers in the table below represent the number of Florida and non-Florida residents for whom test results were received by the Department of Health. A person can be tested by more than one laboratory and can have both positive and negative results. **Therefore, the sum of the numbers in each column will be larger than the total number of people tested.**

Reporting lab	Inconclusive	Negative	Positive	Percent positive	Total
KIVA AT CANTERBURY, LLC		25			25
COASTAL SKIN SURGERY AND DERMATOLOGY		18	7	28%	25
CANTON-POTSDAM HOSPITAL LABORATORY		24	1	4%	25
BUREAU OF PUBLIC HEALTH	1	5	19	76%	25
RJ LEE GROUP	1	23	1	4%	25
GRAND VILLA OF NEW PORT RICHEY		18	7	28%	25
CARDIOLOGY AND MEDICINE ASSOCIATES INC		25			25
ARCPPOINT LABS OF FORT LAUDERDALE		25			25
CITRUS CARE CLINIC			25	100%	25
TALLAHASSEE DEVELOPMENTAL CENTER		24	1	4%	25
COASTAL COMPLETE CARE		11	14	56%	25
HENNEPIN COUNTY MEDICAL CENTER (HCMC)		13	11	46%	24
AVENTIS BIO-SERVICES CTL		24			24
VILLAGES REHABILITATION AND NURSING CENTER		24			24
THE COMMONWEALTH OF MASSACHUSETTS			24	100%	24
SENIOR LIVING IV SUN CITY LLC		17	7	29%	24
MARTHA'S HOUSE & ASSISTED LIVING FACILITY		24			24
CSH LAKE ORIENTA LP		24			24
MADISON COUNTY MEMORIAL HOSP		12	12	50%	24
LPG PULMONOLOGY-COCONUT POINT		19	5	21%	24
MAYO CLINIC JACKSONVILLE		1	23	96%	24
CVS NY409803OPOCT NEW YORK		24			24
MED PLUS FLORENCE		20	4	17%	24
WELLNOW URGENT CARE		23	1	4%	24
FIRST CHOICE PEDIATRICS LOOP		22	2	8%	24
ROWLETT MIDDLE ACADEMY		22	2	8%	24
APOLLO HEALTH & REHABILITATION		18	6	25%	24
SPRINGWOOD COURT		19	5	21%	24
GROWING TOGETHER PEDIATRICS, LLC		20	4	17%	24
HERITAGE OAKS ASSISTED LIVING & MEMORY CARE		20	4	17%	24
MID FLORIDA PATHOLOGY LLC		23	1	4%	24
Grand Villa of Clearwater		22	2	8%	24
JOSEF SCHENKER MD PC		24			24
JOSEPH SCHENKER MD PC DBA CENTERS URGENT		21	3	13%	24
SUNQUEST		3	21	88%	24
AIR, LAND & SEA PHYSICALS & CONSULTATIONS, LLC		23	1	4%	24
PRIME CARE ONE LLC/HARBORCHASE OF VENICE			24	100%	24
Clearwater Center		10	14	58%	24
ENGLEWOOD HOSPITAL AND MEDICAL CENTER		19	5	21%	24
URGENT CARE USA			24	100%	24
PACIFICA SENIOR LIVING FORT MYERS		15	9	38%	24
MAGNOLIA PEDIATRICS		4	20	83%	24
SUMMIT MEDICAL GROUP - 75 E NORTHFIELD		22	2	8%	24
WESTMINSTER WOODS ON JULINGTON CREEK		22	2	8%	24
MINUTE CLINIC DIAGNOSTIC OF VIRGINIA		19	5	21%	24
TARPON BAYOU CENTER			24	100%	24

COVID-19: testing by laboratory

Data through Mar 8, 2021 verified as of Mar 9, 2021 at 09:25 AM

Data in this report are provisional and subject to change.

The numbers in the table below represent the number of Florida and non-Florida residents for whom test results were received by the Department of Health. A person can be tested by more than one laboratory and can have both positive and negative results. **Therefore, the sum of the numbers in each column will be larger than the total number of people tested.**

Reporting lab	Inconclusive	Negative	Positive	Percent positive	Total
RAINBOW PEDIATRIC CENTER		2	22	92%	24
PHYSICIANS PRIMARY CARE OF SW FLORIDA PL		24			24
MARYLAND DEPARTMENT OF HEALTH			24	100%	24
MINUTECLINIC, LLC #08366		19	5	21%	24
COURTYARDS OF ORLANDO		24			24
UNIVERSITY OF ILLINOIS VETERINARY DIAG		23	1	4%	24
SENIOR HEALTH OF WINTER PARK DUNDEE		24			24
STATE LAB		2	22	92%	24
THE LODGE AND REHABILITATION CENTER		9	15	63%	24
COOPER HEALTHCARE		21	3	13%	24
HOLIDAY MEDICAL ASSOCIATES		1	23	96%	24
CENTERPLACE HEALTH		3	21	88%	24
ATRIA AT ST JOSEPHS		24			24
Summit Medical Group Westfield Lab		21	3	13%	24
THE CHAPPEL GROUP RESEARCH		24			24
PHYSICIANS STAT		3	21	88%	24
HEALTH MED CENTERS		24			24
MINUTECLINIC DIAGNOSTIC OF LOUISIANA		23	1	4%	24
LABORATORY DYNAMICS		20	4	17%	24
ISLAND COAST PEDIATRICS PA		22	1	4%	23
ADVENT HEALTH EXPRESS		9	14	61%	23
OMEGA LABORATORIES		19	4	17%	23
ASSISTED LIVING OF BROWARD		23			23
UNIVERSITY HILLS HEALTH AND REHABILITATION CENTER		18	5	22%	23
HUNT CLUB PEDIATRIC ASSOCIATES LLC		19	4	17%	23
PALMETTO PEDIATRICS			23	100%	23
CRESTVIEW IMMEDIATE CARE LL			23	100%	23
SARASOTA MEMORIAL NURSING & REHABILITATION CTR		23			23
TIFFANY LAKE CARE CENTERS INC		23			23
EMORY BENNETT VETERANS NURSING HOME	1	22			23
CARE HERE		1	22	96%	23
ADVENTHEALTH MEDICAL GROUP MULTISPECIALTY			23	100%	23
CARENOW - DOWNTOWN NORTH GULCH		22	1	4%	23
GENETIC TECHNOLOGICAL INNOVATIONS, LLC		11	12	52%	23
GRAND VILLA OF ST. PETERSBURG		21	2	9%	23
NOVANT HEALTH		17	6	26%	23
CHIPOLA MEDICAL ASSOCIATES		4	19	83%	23
THORNBURG PEDIATRICS		22	1	4%	23
WOODHOUSE INC		17	6	26%	23
EGL GENETIC DIAGNOSTICS		1	22	96%	23
ADVENT HEALTH MEDICAL GROUP- FAMILY MEDICINE AT DR. PHILIPS		18	5	22%	23
BROOKWOOD BAPTIST MEDICAL CENTER		22	1	4%	23
NEW JERSEY		22	1	4%	23
SHORE MEMORIAL HOSPITAL		20	3	13%	23
ADVENTHEALTH MEDICAL GROUP PULMONOLOGY		20	3	13%	23
FINLAY C. LABORATORY		3	20	87%	23

COVID-19: testing by laboratory

Data through Mar 8, 2021 verified as of Mar 9, 2021 at 09:25 AM

Data in this report are provisional and subject to change.

The numbers in the table below represent the number of Florida and non-Florida residents for whom test results were received by the Department of Health. A person can be tested by more than one laboratory and can have both positive and negative results. **Therefore, the sum of the numbers in each column will be larger than the total number of people tested.**

Reporting lab	Inconclusive	Negative	Positive	Percent positive	Total
WUESTHOFF MEDICAL CENTER-MELBOURNE			23	100%	23
CORE LABORATORY		1	22	96%	23
UF HEALTH NORTH JACKSONVILLE			23	100%	23
BOCA SIMON LAB		1	22	96%	23
Belleair Healthcare Center		17	6	26%	23
PALMS MEDICAL GROUP - LAKE CITY WEST		3	20	87%	23
UNIV OF NORTH ALABAMA HEALTH CENTER		22	1	4%	23
PARK WEST MEDICAL CENTER		22	1	4%	23
LAKEVIEW HEALTH CARE SYSTEMS		9	14	61%	23
NOBLE SENIOR LIVING		3	20	87%	23
MORNINGSIDE MANOR & VILLA ADULT CARE C		22			22
TEN HEALTHCARE		6	16	73%	22
FLORIDA HOSPITAL LABS		12	10	45%	22
PULSE MEDICAL GROUP INC			22	100%	22
OLIVE BRANCH HEALTH AND REHABILITATION CENTER			22	100%	22
DARDEN WELLNESS CENTER		19	3	14%	22
MOBILE DIVISION LABORATORY		7	15	68%	22
VIRTUA		18	4	18%	22
MARATHON HEALTH FOR LIFE		19	3	14%	22
GLEN COVE HOSPITAL		22			22
MINIMALLY INVASIVE VASCULAR INC		20	2	9%	22
SANFORD PEDIATRIC ASSOCIATES, PA		20	2	9%	22
MINUTE CLINIC DIAGNOSTIC OF VIRGINIA, LLC		22			22
ELAN SPANISH SPRINGS		4	18	82%	22
STEWART MEDICAL GROUP INC			22	100%	22
ROCKLEDEGE REGIONAL MEDICAL CENTER		17	5	23%	22
MEDEXPRESS URGENT CARE - BLOOMINGTON		19	3	14%	22
FAMILY AND AFTER HOURS CARE		22			22
TOTAL ACCESS URGENT CARE			22	100%	22
CARESPOT		2	20	91%	22
ROBERT H JENKINS JR VETERANS' DOMICILIARY HOME OF		19	3	14%	22
FORT PIERCE FAMILY CARE INC		16	6	27%	22
REHAB AND HEALTHCARE CENTER OF CAPE CORAL		22			22
XPRESS URGENT CARE- PORT ST. LUCIE		5	17	77%	22
FORT SANDERS REGIONAL LABORATORY		22			22
EBEIDS MD PEDIATRICS		19	3	14%	22
DALE MEDICAL CENTER		17	5	23%	22
FLORIDA PEDIATRICS		6	16	73%	22
APOLLO SURGERY CENTER		20	2	9%	22
CHARLOTTE CHD PORT CHARLOTTE		18	4	18%	22
COMMUNITY HEALTH OF SOUTH FLORIDA			22	100%	22
DIACARTA INC.		22			22
SEAGRASS VILLAGE			22	100%	22
CLEARWATER EMPLOYEE HEALTH CLINIC		7	15	68%	22
HUNT CLUB MEDICAL		15	7	32%	22
NORTHWEST FLORIDA COMMUNITY HOSPITAL 3RD FLOOR		20	2	9%	22

COVID-19: testing by laboratory

Data through Mar 8, 2021 verified as of Mar 9, 2021 at 09:25 AM

Data in this report are provisional and subject to change.

The numbers in the table below represent the number of Florida and non-Florida residents for whom test results were received by the Department of Health. A person can be tested by more than one laboratory and can have both positive and negative results. **Therefore, the sum of the numbers in each column will be larger than the total number of people tested.**

Reporting lab	Inconclusive	Negative	Positive	Percent positive	Total
BAYCARE HEALTH SYSTEMS, LLC			22	100%	22
SOLE HEALTH LLC		22			22
ARDEN COURTS OF WINTER SPRINGS		18	3	14%	21
VANDERBILT UNIVERSITY MEDICAL CENTER		18	3	14%	21
ST JUDE CHILDRENS RESEARCH HOSPITAL		21			21
JOSEF SCHENKER MD PC DBA CENTERS URGENT		19	2	10%	21
TRIPLE O MEDICAL SERVICES INC		19	2	10%	21
INTERNATIONAL MEDICAL LABORATORY INC		21			21
GRAND VILLA OF PINELLAS PARK		19	2	10%	21
ALAN SERURE MD		21			21
NEWYORK-PRESBYTERIAN/ LAWRENCE HOSPITAL LABORATORY		19	2	10%	21
STEINHATCHEE DRUGS		16	5	24%	21
ROCKLEDGE FAMILY HEALTH			21	100%	21
ERIC C MARSHAL MD, PC DBA MINUTECLINIC		20	1	5%	21
METROPOLITAN CHARITIES INC		19	2	10%	21
TOTTENVILLE CIRCLE URGENT CARE		21			21
UTAH DEPARTMENT OF HEALTH			21	100%	21
GREEN GABLES ASSISTED LIVING FACILITY		21			21
HIGHLANDS COUNTY FIRE RESCUE		21			21
Grand Villa of Deerfield Beach		19	2	10%	21
PHYSICIANS CARE		18	3	14%	21
JUPITER MEDICAL CENTER			21	100%	21
HARBOUR ISLAND PEDIATRICS		12	9	43%	21
HOWARD BEACH URGENT CARE		21			21
MINUTECLINIC DIAGNOSTIC OF TN PC #378		20	1	5%	21
GERALD J KIVETT MD		19	2	10%	21
GILCHRIST COUNTY JAIL		19	2	10%	21
UAH STUDENT HEALTH CENTER		14	7	33%	21
JEFFERSON K-12, A SOMERSET SCHOOL- CLINIC		17	4	19%	21
CLINICAL PATHOLOGY LABORATORIES SOUTHEAST			21	100%	21
MINUTECLINIC DIAGNOSTIC OF TEXAS		18	3	14%	21
ROSLYN URGENT CARE		21			21
UPMC CHAUTAUQUA AT WCA LABORATORY		20	1	5%	21
CONNECTDX		6	15	71%	21
GRAND VILLA OF ALTAMONTE SPRINGS		14	7	33%	21
PRIMECARE OF DOTHAN-DALEVILLE CLINIC		16	5	24%	21
ESTATES MEDICAL CENTER		12	8	40%	20
SHERMAN-ABRAMS LABORATORY INC		17	3	15%	20
VIERA FAMILY MEDICINE AND WELLNESS		16	4	20%	20
HENDRY REGIONAL CORPORATE HEALTH			20	100%	20
Sovereign Laboratory Services, LLC		17	3	15%	20
HOPE HEALTHCARE		20			20
ODYSSEY HEALTHCARE OF MARION COUNTY, LLC		19	1	5%	20
LABCORP		8	12	60%	20
LEE COMMUNITY HEALTHCARE - LEHIGH		19	1	5%	20
HALIFAX HEALTH URGENT CARE		3	17	85%	20

COVID-19: testing by laboratory

Data through Mar 8, 2021 verified as of Mar 9, 2021 at 09:25 AM

Data in this report are provisional and subject to change.

The numbers in the table below represent the number of Florida and non-Florida residents for whom test results were received by the Department of Health. A person can be tested by more than one laboratory and can have both positive and negative results. **Therefore, the sum of the numbers in each column will be larger than the total number of people tested.**

Reporting lab	Inconclusive	Negative	Positive	Percent positive	Total
JUST FOR KIDS PEDIATRICS		5	15	75%	20
TENNESSEE DEPARTMENT OF HEALTH		15	5	25%	20
BETHESDA HEALTH PHYSICIAN GROUP INC			20	100%	20
MINUTECLINIC, LLC, DBA MINUTECLINIC #2544		19	1	5%	20
TIMBERLANE LODGE ALF	1	12	7	35%	20
BROOKDALE MANDARIN CENTRAL		7	13	65%	20
FLORENCE J HUNT STUDENT WELLNESS CENTER - HEALTH SERVICES (ABBOTT)		20			20
WINTER PARK FAMILY PRACTICE LLC		17	3	15%	20
WINSHIPS PHARMACY INC		20			20
MARQUES PEDIATRICS			20	100%	20
ST VINCENT'S EAST		18	2	10%	20
MORRIS PARK URGENT CARE		17	3	15%	20
ORLANDO FAMILY MEDICINE		7	13	65%	20
TGH MEDICAL GROUP LABORATORY CARROLLWOOD			20	100%	20
HEALTHY MINORS, LLC.		20			20
REDITUS LABORATORIES			20	100%	20
ADIRONDACK MEDICAL CENTER		20			20
SOUTH NASSAU COMMUNITIES HOSPITAL		16	4	20%	20
NEW YORK METHODIST HOSPITAL		16	4	20%	20
WELLMED AT PLANT CITY		10	10	50%	20
MINUTECLINIC DIAGNOSTIC OF PENNSYLVANI		19	1	5%	20
SOUTH CAROLINA DEPARTMENT OF HEALTH			20	100%	20
FLUSHING HOSPITAL MEDICAL CENTER		16	4	20%	20
PROFESSIONAL PARK PEDIATRICS PA			20	100%	20
LAKE WORTH MANOR		19	1	5%	20
PBSO WEST PALM FAMILY PRACTICE		1	19	95%	20
BEST MEDICAL CENTER		11	9	45%	20
CL BRUMBACK PRIMARY CARE CLINIC LANTANA		2	18	90%	20
MINUTE CLINIC DIAGNOSTIC OF NEW JERSEY		19	1	5%	20
PALM BAY FAMILY PRACTICE		4	16	80%	20
GOOD SAMARITAN SOCIETY OF DAYTONA		16	4	20%	20
WILLAMETTE VALLEY TOXICOLOGY LLC		18	2	10%	20
BAYFRONT HMA CONVENIENT CARE, LLC		2	18	90%	20
CARESPOT OF NOCATEE		1	19	95%	20
PONCE PLAZA NURSING & REHAB CENTER		4	16	80%	20
PEDIATRIC ASSOCIATES PA		17	3	15%	20
POINT OF CARE CLINICS PRIMARY CARE		20			20
BAY PEDIATRICS PA		18	2	10%	20
CONSOLIDATED LAB SERVICES		10	10	50%	20
MEDICAL EXPRESS CORP		18	2	10%	20
CENTRAL FLORIDA PEDIATRIC URGENT CARE LLC		17	2	11%	19
ROYAL PALM MEDICAL GROUP, INC		19			19
TEXAS DEPARTMENT OF STATE HEALTH SERVICES		3	16	84%	19
INTEGRATED REGIONAL LABORATORIES - LARGO			19	100%	19
SEVEN RIVERS REGIONAL MEDICAL CENTER		5	14	74%	19
ANYLABTESTNOW		6	13	68%	19

COVID-19: testing by laboratory

Data through Mar 8, 2021 verified as of Mar 9, 2021 at 09:25 AM

Data in this report are provisional and subject to change.

The numbers in the table below represent the number of Florida and non-Florida residents for whom test results were received by the Department of Health. A person can be tested by more than one laboratory and can have both positive and negative results. **Therefore, the sum of the numbers in each column will be larger than the total number of people tested.**

Reporting lab	Inconclusive	Negative	Positive	Percent positive	Total
COASTAL FAMILY PRACTICE		11	8	42%	19
MCWHORTER SCHOOL OF PHARMACY		19			19
GRACE WELLNESS CENTER		8	11	58%	19
SONATA BOYNTON BEACH		17	2	11%	19
MED HEALTH SERVICES		18	1	5%	19
ASURANCE SCIENTIFIC LABORATORIES		19			19
OCALA OAKS REHABILITATION CENTER		13	6	32%	19
FLORIDA HOSPITAL WINTER GARDEN		15	4	21%	19
NANO HEALTH ASSOCIATES LLC		19			19
MICHELLE S PAGE MD PA		18	1	5%	19
BRIDGEWAY HEALTH CLINICS INC			19	100%	19
REGENCY SQUARE MALL - SEARS		3	16	84%	19
Wesley Place on Honeysuckle		17	2	11%	19
FLORIDA COMMUNITY HEALTH CENTER OF ST. LUCIE		1	18	95%	19
WELLMED AT LAKE COPELAND		13	6	32%	19
OHIO CVS STORES, LLC DBA		17	2	11%	19
JACKSON NORTH MEDICAL CENTER		2	17	89%	19
ESOTERIX GENETIC LABORATORIES		16	3	16%	19
GENTIVA HEALTH SERVICES		17	2	11%	19
LOVING CARE OF THE TREASURE COAST LLC	1	13	5	26%	19
GUARDANT HEALTH		14	5	26%	19
BARTON FAMILY PRACTICE		8	11	58%	19
SUMMERGATE PHARMACY		17	2	11%	19
GRAND VILLA OF ORMOND BEACH		16	3	16%	19
STONE WASH CLINICAL LABORATORIES		2	17	89%	19
OCEAN REEF MEDICAL CENTER, LLC			19	100%	19
LAB INTERMARKET FACILITY LAB		1	18	95%	19
ADEPT INPATIENT MEDICAL SERVICES PC		19			19
BAYCARE MEDICAL GROUP INC			19	100%	19
NO NAME		8	11	58%	19
CLERMONT ADVENTHEALTH CENTRA CARE		1	18	95%	19
MONROE COUNTY DETENTION CENTER			19	100%	19
NEW YORK PRESBYTERIAN - ALLEN HOSPITAL		19			19
DOCTORS MEDICAL CENTER OF WALTON COUNTY CLINIC			19	100%	19
MINUTECLINIC DIAGNOSTICS MEDICAL GROUP		18	1	5%	19
ADVANCED URGENT CARE CENTER		7	12	63%	19
ALL PEDIATRIC CARE			19	100%	19
BAYVIEW MEDICAL		19			19
THE VILLAGES HEALTH		12	6	33%	18
MINUTECLINIC #8699		14	4	22%	18
FAMILY CARE CYPRESS CREEK		1	17	94%	18
TPCA CLINICAL LABORATORIES		15	3	17%	18
MINUTECLINIC DIAGNOSTIC OF ILLINOIS L		15	3	17%	18
XPRESS WELLNESS URGENT CARE			18	100%	18
49D2045214PHYSICIAN OFFICE WAIVER MEDEXPRESS URGENT CARE - HARRISONBU		9	9	50%	18
MADISON CORE LABORATORIES		17	1	6%	18

COVID-19: testing by laboratory

Data through Mar 8, 2021 verified as of Mar 9, 2021 at 09:25 AM

Data in this report are provisional and subject to change.

The numbers in the table below represent the number of Florida and non-Florida residents for whom test results were received by the Department of Health. A person can be tested by more than one laboratory and can have both positive and negative results. **Therefore, the sum of the numbers in each column will be larger than the total number of people tested.**

Reporting lab	Inconclusive	Negative	Positive	Percent positive	Total
BAYLOR GENETICS		6	12	67%	18
CABOT RESERVE ON THE GREEN		18			18
WINDSOR WOODS REHAB & HEALTHCARE CTR		17	1	6%	18
ST. JUDES LABORATORIES		12	6	33%	18
1 TOUCH TOTALCARE SOLUTIONS		17	1	6%	18
MINUTECLINIC DIAGNOSTIC OF NORTH CAROLINA PC		15	3	17%	18
GENERAL INTERNAL MEDICINE MEDICAL CTR CLINIC		13	5	28%	18
OSCEOLA ALF OPERATOR, LLC DBA□		18			18
MINUTECLINIC DIAGNOSTIC PA		16	2	11%	18
UM MILLER SCHOOL OF MEDICINE			18	100%	18
MULBERRY'S MOBILE PROVIDER SERVICES LLC□		4	14	78%	18
MOORINGS PARK OAKSTONE AT GREY OAKS		17	1	6%	18
GLEN OAKS URGENT CARE		17	1	6%	18
MEDI STATION			18	100%	18
DIXIE COUNTY HEALTH DEPARTMENT		11	7	39%	18
WALGREEN EASTERN CO, INC		18			18
CAREHERE- LCS LEESBURG			18	100%	18
BLOCK NATION CHASE		12	6	33%	18
ACCESS HEALTH CARE PHYSICIANS LLC		6	12	67%	18
BASSETTI & ASSOCIATES, MD, PA			18	100%	18
CRANES VIEW LODGE			18	100%	18
LEE MEMORIAL HEALTH SYSTEM		15	3	17%	18
Z UROLOGY		18			18
A LILIKO'I PHARMACY LLC		17	1	6%	18
KINDRED HOSPITAL OCALA		15	3	17%	18
COLLEGE POINT URGENT CARE		15	3	17%	18
AURORA DIAGNOSTICS		6	12	67%	18
COMMONWEALTH OF MASSACHUSETTS			18	100%	18
DEPT OF VA MEDICAL CENTER - BAY PINES			18	100%	18
TRINITY MEDICAL ASSOCIATES LLC			18	100%	18
PM PEDIATRICS		17	1	6%	18
OCEANSIDE URGENT CARE		18			18
HARLEM HOSPITAL CENTER		17	1	6%	18
MINUTECLINIC DIAGNOSTIC OF RHODE ISLAND, LLC #590		17	1	6%	18
ADVENT HEALTH - KISSIMMEE		6	12	67%	18
Citymd Of Lacey		16	2	11%	18
MINUTECLINIC, LLC, DBA MINUTECLINIC #5		15	3	17%	18
HELIX DIAGNOSTICS			18	100%	18
HARTFORD HOSPITAL ANCILLARY LAB		17	1	6%	18
BOZEMAN HEALTH DEACONESS HOSPITAL		13	5	28%	18
ST ELIZABETH MEDICAL CENTER LABORATORY		17	1	6%	18
ENCOMPASS HEALTH REHABILITATION HOSPITAL OF SARASOTA		18			18
ROSS MEDICAL GROUP			18	100%	18
COMMUNITY HOME HEALTH CARE		18			18
MARION COUNTY HEALTH DEPARTMENT		17	1	6%	18
TOTAL RENAL LABORATORIES INC		13	5	28%	18

COVID-19: testing by laboratory

Data through Mar 8, 2021 verified as of Mar 9, 2021 at 09:25 AM

Data in this report are provisional and subject to change.

The numbers in the table below represent the number of Florida and non-Florida residents for whom test results were received by the Department of Health. A person can be tested by more than one laboratory and can have both positive and negative results. **Therefore, the sum of the numbers in each column will be larger than the total number of people tested.**

Reporting lab	Inconclusive	Negative	Positive	Percent positive	Total
ASCENSION ST VINCENT'S PRIMARY CARE		1	17	94%	18
CAREATC INC BRANDON	1	15	1	6%	17
BROOKDALE ST AUGUSTINE			17	100%	17
YUSRA MEDICAL ASSOCIATES PA		14	3	18%	17
Floral Health and Rehabilitation, LLC		16	1	6%	17
SHELBY BAPTIST MEDICAL CENTER		12	5	29%	17
PRIMARY CARE MEDICINE	1	13	3	18%	17
GENETIC TECHNOLOGICAL INNOVATIONS			17	100%	17
HEALTHCARE NOW			17	100%	17
AUBURN COMMUNITY HOSPITAL		15	2	12%	17
BAY BREEZE HEALTH AND REHABILITATION CENTER		9	8	47%	17
UNIVERSITY OF ALABAMA - FUNGAL REFERENCE LABORATORY		12	5	29%	17
JESSIE TRICE COMMUNITY HEALTH SYSTEM, INC		1	16	94%	17
DIEGO FALLON MD PA		6	11	65%	17
ALBIBI		1	16	94%	17
INN AT LAKE SEMINOLE SQUARE, THE		17			17
ST CATHERINE OF SIENA HOSPITAL		15	2	12%	17
LAKELAND HILLS CENTER		10	7	41%	17
CARESPOT EXPRESS HEALTHCARE			17	100%	17
ROBERT WOOD JOHNSON UNIVERSITY HOSP		15	2	12%	17
BAY COUNTY HEALTH DEPARTMENT		13	4	24%	17
BAPTIST MEDICAL GRP URGENT CARE & OCC HEALTH AIRPO		17			17
DOCTORS CENTER PA,THE		16	1	6%	17
ST VINCENTS AMBULATORY CARE INC DBA		14	3	18%	17
PRIMARY CARE WALK IN CLINIC PLLC			17	100%	17
URGENT CARE WEST CLINIC		14	3	18%	17
COAST MED URGENT CARE		16	1	6%	17
BROOKDALE CROWN POINT			17	100%	17
BAPTIST MEMORIAL HEALTH CARE		15	2	12%	17
CARENOW URGENT CARE-BRENTWOOD		11	6	35%	17
THE CANOPY AT HARPER LAKE	1		16	94%	17
TENDER CARE ALF		17			17
FORT WALTON BEACH DEVELOPMENTAL CENTER		16	1	6%	17
MD PLUS URGENT CARE, LLC			17	100%	17
WELLINGTON FAMILY PRACTICE		13	4	24%	17
MASSACHUSETTS GENERAL HOSPITAL		1	16	94%	17
THE PALMS PHARMACY, INC		16	1	6%	17
UVMC MICROBIOLOGY		16	1	6%	17
URGENT CARE AT LONGWOOD			17	100%	17
MINUTECLINIC DIAGNOSTIC OF MICHIGAN PC		16	1	6%	17
IONA COLLEGE HEALTH & WELLNESS CENTER		17			17
TANVIR H SHAGAR NP		14	3	18%	17
PARRISH HEALTH CENTER		14	3	18%	17
LEE MEMORIAL HEALTH SYSTEM D/B/A LEE COMMUNITY		15	2	12%	17
URGENT TEAM		14	3	18%	17
PRATTVILLE BAPTIST HOSPITAL		13	4	24%	17

COVID-19: testing by laboratory

Data through Mar 8, 2021 verified as of Mar 9, 2021 at 09:25 AM

Data in this report are provisional and subject to change.

The numbers in the table below represent the number of Florida and non-Florida residents for whom test results were received by the Department of Health. A person can be tested by more than one laboratory and can have both positive and negative results. **Therefore, the sum of the numbers in each column will be larger than the total number of people tested.**

Reporting lab	Inconclusive	Negative	Positive	Percent positive	Total
STATCARE URGENT & WALK IN MEDICAL CARE		15	2	12%	17
VALLEY IMMEDIATE CARE		15	2	12%	17
MARCO DRUGS AND COMPOUNDING		13	4	24%	17
RESOLVE MOLECULAR DIAGNOSTICS		13	4	24%	17
NEWPATH DIAGNOSTICS		11	6	35%	17
ST AUGUSTINE PLANTATION		1	15	94%	16
CLEVELAND CLINIC FLORIDA		1	15	94%	16
UNIVERSITY LAB			16	100%	16
ELTINGVILLE CIRCLE URGENT CARE		15	1	6%	16
NOVANT HEALTH GOHEALTH URGENT CARE-HARRISBURG		8	8	50%	16
MEDICINE AT LONGWOOD		16			16
MILLENNIUM PHYSICIAN GRP LLC NAPLES PINE RIDGE			16	100%	16
URGENT CARE CLINIC OF LINCOLN		14	2	13%	16
ADVENT HEALTH - ZEPHYRHILLS			16	100%	16
Casa Mora Rehabilitation & Extended Care		16			16
CVS MINUTE CLINIC DIAGNOSTIC OF TEXAS LLC		12	4	25%	16
ST JOSEPH HOSPITAL		15	1	6%	16
JS HEALTHCARE INC		16			16
ENCOMPASS HOME HEALTH OF THE SOUTHEAST LLC		16			16
STAT MEDICAL CLINIC III INC		10	6	38%	16
EDWARD S BENNETT MD PLLC		16			16
HODGES CLUSTER		2	14	88%	16
FLORIDA MEDICAL CLINIC - MULTI SPECIALTY CAMPUS		4	12	75%	16
CARE CENTERS OF NASSAU LLC MINER ROAD NORTH		16			16
BONIFAY NURSING AND REHABILITATION CENTER			16	100%	16
SOMA MEDICAL CENTER PA			16	100%	16
ALL FLORIDA FAMILY & SPORTS MEDICINE		15	1	6%	16
OKEECHOBEE HEALTHCARE FACILITY			16	100%	16
CLEVELAND CLINIC			16	100%	16
GRAND VILLA OF ENGLEWOOD		12	4	25%	16
MEDEXPRESS URGENT CARE, MOON TOWNSHIP		15	1	6%	16
SOMA MEDICAL CENTER # 4		2	14	88%	16
Life Care Center of Citrus County		15	1	6%	16
HEALTH CENTRAL HOSPITAL			16	100%	16
CRUCIAL CARE		10	6	38%	16
Lab MSMC Hialeah			16	100%	16
NORTHWEST FLORIDA ENT, PA		5	11	69%	16
MIDNIGHT MEDICINE			16	100%	16
LAKEWOOD RANCH MEDICAL CENTER CLINICAL LAB			16	100%	16
CVS NC3516POCT WINSTON SALEM		14	2	13%	16
MORTON PLANT MEASE			16	100%	16
FAST TRACK URGENT CARE CENTER - TYRONE			16	100%	16
NORTHWEST FLORIDA SLEEP		1	15	94%	16
MI CASA DORADA ASSISTED LIVING FACILIT		16			16
STATEN ISLAND UNIVERSITY HOSPITAL		15	1	6%	16
MEDEXPRESS URGENT CARE LEWISBURG		15	1	6%	16

COVID-19: testing by laboratory

Data through Mar 8, 2021 verified as of Mar 9, 2021 at 09:25 AM

Data in this report are provisional and subject to change.

The numbers in the table below represent the number of Florida and non-Florida residents for whom test results were received by the Department of Health. A person can be tested by more than one laboratory and can have both positive and negative results. **Therefore, the sum of the numbers in each column will be larger than the total number of people tested.**

Reporting lab	Inconclusive	Negative	Positive	Percent positive	Total
AURORA UNIVERSITY WELLNESS CENTER		16			16
SRMC AVALON		9	7	44%	16
EXPRESS CARE OF TAMPA BAY LLC		2	14	88%	16
PROMEDICA LABORATORIES		11	5	31%	16
JOSEPH MIGNOGNA		13	3	19%	16
MINUTECLINIC MINUTECLINIC #8746		15	1	6%	16
REOPEN DIAGNOSTICS			16	100%	16
CALLAWAY CLINIC		11	5	31%	16
CARLOS F FUSTER MD PA		16			16
EAR NOSE & THROAT ASSOCIATES OF MANATEE PA		16			16
MAITLAND PRIMARY CARE		9	7	44%	16
MINUTECLINIC DIAGNOSTIC OF TN PC #6435		14	2	13%	16
PEACHTREE IMMEDIATE CARE			16	100%	16
REGENEXX TAMPA BAY		14	2	13%	16
STARLING AT NOCATEE			16	100%	16
PANAMA CITY VITAS HOSPICE		16			16
XERA MED RESEARCH			16	100%	16
INTERNAL MEDICINE ASSOCIATES & SPECIALTIES INC		15	1	6%	16
MIRIMUS INC		1	15	94%	16
PRO HEALTH FAMILY PHYSICIANS, NYSTROM		16			16
MEDEXPRESS URGENT CARE - ROBINSON TWP, STEUBENVILLE PIKE		14	2	13%	16
THE MEDICAL GROUP OF SOUTH FLORIDA INC		14	2	13%	16
BVL PEDIATRICS		14	2	13%	16
PATHLINE			15	100%	15
DIATHERIX		13	2	13%	15
BAYCARE MEDICAL GROUP INC			15	100%	15
EASTLAKE PEDIATRICS - TRINITY		15			15
TELEVISIT MALABAR PEDIATRICS		5	10	67%	15
ST VINCENT'S URGENT CARE		12	3	20%	15
WALK IN URGENT CARE			15	100%	15
CLINIC OF PEDIATRICS & GI MEDICINE INC		1	14	93%	15
BESSENT ROAD GROUP HOME		15			15
MEDEMERGE		14	1	7%	15
SINAI HOSPITAL OF BALTIMORE		15			15
PALM BEACH GARDENS MEDICAL CENTER			15	100%	15
INFINITY BIOLOGIX LLC OAKDALE		14	1	7%	15
MC DIAGNOSTIC OF CONNECTICUT, PC #775		14	1	7%	15
BLOUNT MEMORIAL HOSPITAL		13	2	13%	15
OAKMONTE VILLAGE OF DAVIE			15	100%	15
TMH FSU RAPID LABORATORY		2	13	87%	15
UNAVAILABLE/UNKNOWN/NO INFORMATION FOUND			15	100%	15
LABORATORY MEDICINE CONSULTANTS-LMC PA		13	2	13%	15
NOVALIFE MEDSPA			15	100%	15
CARE NOW, INC		11	4	27%	15
FLORIDA DEPARTMENT OF HEALTH IN HILLSBOROUGH COUNTY		1	14	93%	15
EXPRESS FAMILY CARE LLC			15	100%	15

COVID-19: testing by laboratory

Data through Mar 8, 2021 verified as of Mar 9, 2021 at 09:25 AM

Data in this report are provisional and subject to change.

The numbers in the table below represent the number of Florida and non-Florida residents for whom test results were received by the Department of Health. A person can be tested by more than one laboratory and can have both positive and negative results. **Therefore, the sum of the numbers in each column will be larger than the total number of people tested.**

Reporting lab	Inconclusive	Negative	Positive	Percent positive	Total
GRAND VILLA OF BOYNTON BEACH		14	1	7%	15
Astoria Health and Rehab		15			15
LAKE HOWARD HEIGHTS	1	12	2	13%	15
WACO HHSSURGEWACO	1	13	1	7%	15
BAPTIST MEDICAL CENTER EAST		11	4	27%	15
OPTIONS FOR SENIORS INC DBA PALM KREST MANOR		12	3	20%	15
ENCOMPASS HEALTH REHABILITATION HOSPITAL OF PANAMA CITY		10	5	33%	15
MEDLAB ASSOCIATES LLC		15			15
MILTON 4707		15			15
CUSTEAD CARE CENTER HAVEN HOSPICE		12	3	20%	15
COMMUNITY HEALTH OF SOUTH FLORIDA INC			15	100%	15
HUDSON VALLEY HOSPITAL CENTER LABORATORY		14	1	7%	15
ST ANTHONY'S HOSP PATIENT CARE SERVICE			15	100%	15
AJU GEORGE MD PA			15	100%	15
UNIVERSITY OF MIAMI MILLER SCHOOL			15	100%	15
MEDEXPRESS URGENT CARE - TIMBERLAKE		14	1	7%	15
HOLLEY-NAVARRE MEDICAL CLINIC		5	10	67%	15
FAMILY CARE			15	100%	15
ORLANDO HEALTH		2	13	87%	15
MEADOWCREST MOLECULAR DIAGNOSTICS, LLC			15	100%	15
OPTIMAL CARE PEDIATRICS		1	14	93%	15
FORT HAMILTON URGENT CARE		15			15
URGENT CARE USA LLC		1	14	93%	15
FAMILY CARE CENTER OF ARLINGTON		10	5	33%	15
HEALTH MED HOME CARE, LLC		14			14
MELBOURNE FAMILY PRACTICE		12	2	14%	14
CITY OF OCALA EMPLOYEE HEALTH AND WELLNESS CENTER		11	3	21%	14
The Evangelical Lutheran Good Samaritan Society		14			14
EPIPHANY HEALTH		8	6	43%	14
UC HEALTH UNIVERSITY HOSPITAL		11	3	21%	14
SIGNATURE HEALTHCARE OF MIDDLEBURG		14			14
HEALTHFIRST ADVENT HEALTH CENTRA CARE COCOA BEACH			14	100%	14
ADVANCED HEALTHCARE ASSOCIATES		14			14
TREASURE COAST URGENT CARE			14	100%	14
ESTATES MEDICAL CENTER INC		4	10	71%	14
MINUTECLINIC, LLC #4230		11	3	21%	14
LEE PHYSICIAN GROUP		13	1	7%	14
MONTEFIORE ST LUKE'S CORNWALL HOSPITAL		10	4	29%	14
BAPTIST PEDIATRICS		11	3	21%	14
FLORIDA MEDICAL CLINIC IM MLK		9	5	36%	14
ADVENTHEALTH MEDICAL GROUP		10	4	29%	14
PULSE & REMEDY LLC			14	100%	14
BOCA SIMON		2	12	86%	14
BROWNE MEDICAL		12	2	14%	14
PARROTT MEDICAL CLINIC			14	100%	14
SIGMUND LABS LLC		14			14

COVID-19: testing by laboratory

Data through Mar 8, 2021 verified as of Mar 9, 2021 at 09:25 AM

Data in this report are provisional and subject to change.

The numbers in the table below represent the number of Florida and non-Florida residents for whom test results were received by the Department of Health. A person can be tested by more than one laboratory and can have both positive and negative results. **Therefore, the sum of the numbers in each column will be larger than the total number of people tested.**

Reporting lab	Inconclusive	Negative	Positive	Percent positive	Total
SARASOTA - ROBERT L TAYLOR COMMUNITY CENTER		1	13	93%	14
DAVITA DIALYSIS		4	10	71%	14
STEWART MELBOURNE HOSPITAL, INC	1		13	93%	14
ST CLOUD MEDICAL GROUP		12	2	14%	14
ALAN L MELOTEK MD		14			14
OPIS ISLAND LAKE CENTER		13	1	7%	14
SOUTHEASTERN UNIVERSITY INC		14			14
RIVERSIDE COTTAGES AT THE SHORES, LLC			14	100%	14
FG RAPID RESULTS LLC		8	6	43%	14
MIAMI BEACH MEDICAL GROUP LLC			14	100%	14
MINUTECLINIC DIAGNOSTIC OF NORTH		13	1	7%	14
ADVENT HEALTH - WINTER HAVEN		7	7	50%	14
PRIMARY CARE SPECIALISTS OF ORLANDO LLC		11	3	21%	14
BAYFRONT MEDICAL			14	100%	14
MINUTECLINIC DIAGNOSTIC OF TN PC #566		12	2	14%	14
INDIANA STATE DEPARTMENT OF HEALTH		1	13	93%	14
Terrace of Jacksonville			14	100%	14
TNC WALK IN CLINIC		10	4	29%	14
POLK CHD BARTOW		13	1	7%	14
ALASKA PUBLIC HEALTH LAB		1	13	93%	14
MINUTECLINIC DIAGNOSTIC OF LOUISIANA,		13	1	7%	14
MINUTECLINIC DIAGNOSTIC OF TN, PC 374		10	4	29%	14
SOUTHEASTERN LABORATORY			14	100%	14
NORTHWESTERN MEMORIAL HOSPITAL			14	100%	14
TALLAHASSEE PRIMARY CARE ASSOCIATES PA		12	2	14%	14
AVALON MEDICAL WALK IN CLINIC			13	100%	13
PARKWEST MEDICAL CENTER		11	2	15%	13
CVS NC7047POCT DURHAM		13			13
MIAMI BEACH MEDICAL GROUP			13	100%	13
BROOKLYN HOSPITAL CENTER DOWNTOWN CAMPUS		13			13
Sunnyside Care Center		13			13
BROOKDALE DELAND			13	100%	13
ROCKLEDGE		3	10	77%	13
CLINICAL LABORATORY SERVICES			13	100%	13
PPD - IXLAYER		12	1	8%	13
SOUTHEAST FAMILY HEALTHCARE CENTER			13	100%	13
PROHEALTH CARE ASSOCIATES MOBILE		10	3	23%	13
CARENOW URGENT CARE-WEST END		8	5	38%	13
Hackensack Umc Mountainside		12	1	8%	13
KIMBERLY J HENDERSON MD PC		12	1	8%	13
BELLEVUE HOSPITAL CENTER DEPARTMENT		13			13
COVANCE CENTRAL LABORATORY			13	100%	13
BERGEN NEW BRIDGE M		12	1	8%	13
CITY OF CLEARWATER EMPLOYEE HEALTH CENTER		4	9	69%	13
PHELPS HOSPITAL LABORATORY		11	2	15%	13
LONG ISLAND JEWISH VALLEY STREAM		12	1	8%	13

COVID-19: testing by laboratory

Data through Mar 8, 2021 verified as of Mar 9, 2021 at 09:25 AM

Data in this report are provisional and subject to change.

The numbers in the table below represent the number of Florida and non-Florida residents for whom test results were received by the Department of Health. A person can be tested by more than one laboratory and can have both positive and negative results. **Therefore, the sum of the numbers in each column will be larger than the total number of people tested.**

Reporting lab	Inconclusive	Negative	Positive	Percent positive	Total
HUNTINGTON URGENT CARE		12	1	8%	13
VALDOSTA FAMILY MEDICINE		1	12	92%	13
MONTEFIORE MEDICAL CENTER LABORATORIES - WEILER		9	4	31%	13
MINUTECLINIC DIAGNOSTIC OF TN, PC 6438		11	2	15%	13
MED TECH SERVICES OF PALM BEACH INC		13			13
FLORIDA STATE HOSPITAL			13	100%	13
DESOTO HEALTH AND REHAB LLC		8	5	38%	13
CORNER OAK ESTATE LLC		13			13
VILLA OF KINGS AND QUEENS OF DELRAY		13			13
CROSS CARE CENTER			13	100%	13
ORCHID COVE		3	10	77%	13
VRL EUROFINIS - HAWAII		13			13
LUCID DIAGNOSTICS LABS			13	100%	13
INTERMOUNTAIN CENTRAL LAB		1	12	92%	13
FAMILY MEDICINE OF WESTON LLC		5	8	62%	13
GREENSBORO PATHOLOGY LLC		13			13
MC DIAGNOSTIC OF CONNECTICUT, PC #1960		13			13
IMMEDIATE CARE PA		11	2	15%	13
COMPREHENSIVE CHILDCARE ASSOCIATES		8	5	38%	13
ARNOT OGDEN MEDICAL CENTER LABORATORY		13			13
PREMIER LABORATORY SERVICES, LLC		5	8	62%	13
GLENBROOKE AT PALM BAY			13	100%	13
CORAL LANDING ASSISTED LIVING		11	2	15%	13
SARNO FAMILY PRACTICE		1	12	92%	13
MINUTE CLINIC		1	12	92%	13
MAINSTREET FAMILY SELECT		1	12	92%	13
LIFE'S SPECIAL MOMENTS INC		13			13
BIG BEND HOSPICE INC		13			13
SOMA MEDICAL CENTER, PA #4 FLORIDA MANGO			13	100%	13
IN-OFFICE LAB		12	1	8%	13
ESCAMBIA COMMUNITY CLINIC		2	11	85%	13
CAREATC			13	100%	13
Grand Villa of Dunedin		7	6	46%	13
WORLD WRESTLING ENTERTAINMENT			13	100%	13
ORANGE REGIONAL MEDICAL CENTER LABORATORY		10	3	23%	13
MEDEXPRESS URGENT CARE - SEMINOLE SQUA		11	2	15%	13
UNIVERSITY HOSPITAL UC HEALTH		9	4	31%	13
SHELBY COUNTY HEALTH CARE CORPORATION		10	3	23%	13
DYNAMIC DNA LAB		1	12	92%	13
PASSPORT HEALTH OF TAMPA BAY		13			13
TLC FAMILY CARE HOME INC		13			13
BRYAN WHITFIELD MEMORIAL HOSPITAL		8	5	38%	13
BAYA URGENT CARE LLC		1	12	92%	13
HORIZON MEDICAL GROUP		11	2	15%	13
HARBOR CHASE OF JACKSONVILLE			13	100%	13
KIDSWOOD PEDIATRICS CORP		5	8	62%	13

COVID-19: testing by laboratory

Data through Mar 8, 2021 verified as of Mar 9, 2021 at 09:25 AM

Data in this report are provisional and subject to change.

The numbers in the table below represent the number of Florida and non-Florida residents for whom test results were received by the Department of Health. A person can be tested by more than one laboratory and can have both positive and negative results. **Therefore, the sum of the numbers in each column will be larger than the total number of people tested.**

Reporting lab	Inconclusive	Negative	Positive	Percent positive	Total
EAR NOSE AND THROAT ASSOCIATES OF MANATEE, P.A.		10	3	23%	13
BAPTIST HEALTH			12	100%	12
HAVEN HOSPICE			12	100%	12
MEDEXPRESS URGENT CARE-ALTOONA		10	2	17%	12
FLORIDA PRESBYTERIAN HOMES INC		11	1	8%	12
CVS MINUTE CLINIC DIAGNOSTIC OF TN #6044		10	2	17%	12
SURGERY CENTER OF CORAL GABLES LLC,THE		10	2	17%	12
MEDEXPRESS URGENT CARE - LAFAYETTE		11	1	8%	12
ADVENTHEALTH MEDICAL GROUP CARE CLINIC AT		8	4	33%	12
TMH PHYSICIAN PARTNERS - MONTICELLO		10	2	17%	12
MIRACLE ALF INC		12			12
VERITAS RESEARCH CORP			12	100%	12
APPLE DIAGNOSTICS LAB		5	7	58%	12
WELLMED AT PORT ST LUCIE WEST		8	4	33%	12
CARE FAST MURABELLA		7	5	42%	12
DEPARTMENT OF PUBLIC HEALTH		12			12
FHCP-PORT ORANGE		3	9	75%	12
YORKVILLE PEDIATRIC URGENT CARE		12			12
WOODLAND TOWERS		6	6	50%	12
CVA MINUTE CLINIC DIAGNOSTIC OF VIRGINIA, LLC		12			12
PARK MEADOWS HEALTH AND REHABILITATION CENTER		12			12
MORTON PLANT NORTH BAY HOSPITAL			12	100%	12
PRIMECARE AT PORT ORANGE			12	100%	12
GRAND VILLA OF DEL RAY WEST		11	1	8%	12
CVS MINUTE CLINIC DIAGNOSTIC OF WISCONSIN		12			12
BAPTIST PRIMARY CARE PONTE VEDRA		6	6	50%	12
OCCUPATIONAL HEALTH CENTERS OF THE SOUTHWEST PA		11	1	8%	12
LAB UNKNOWN		1	11	92%	12
PANCARE HEALTH - WEWA ELEMENTARY			12	100%	12
THE PLAZA AT PARKSQUARE		12			12
MED LABS DIAGNOSTICS		7	5	42%	12
ABC PEDIATRICS OF PORT ST LUCIE		11	1	8%	12
PT&J REHAB - VILLAGE OF ROYAL PALM BEACH		12			12
GLEN OAKS HEALTH AND REHABILITATION CENTER			12	100%	12
NORTHERN WESTCHESTER HOSPITAL LABORATORY		10	2	17%	12
MC DIAGNOSTIC OF CONNECTICUT PC #459		12			12
LIFE CARE OF PORT SAINT LUCIE		3	9	75%	12
METHODIST MEDICAL CENTER		9	3	25%	12
OHIO STATE UNIVERSITY MEDICAL CENTER			12	100%	12
LPG PRIMARY CARE AT PINE ISLAND		10	2	17%	12
ACADIAN DIAGNOSTIC LABORATORIES		8	4	33%	12
MINUTECLINIC DIAGNOSTIC OF TN PC #320		11	1	8%	12
FLORIDA DEPARTMENT OF HEALTH WASHINGTON COUNTY		7	5	42%	12
MERCY MEDICAL CENTER		5	7	58%	12
BROWARD DIALYSIS			12	100%	12
LEON CHD		12			12

COVID-19: testing by laboratory

Data through Mar 8, 2021 verified as of Mar 9, 2021 at 09:25 AM

Data in this report are provisional and subject to change.

The numbers in the table below represent the number of Florida and non-Florida residents for whom test results were received by the Department of Health. A person can be tested by more than one laboratory and can have both positive and negative results. **Therefore, the sum of the numbers in each column will be larger than the total number of people tested.**

Reporting lab	Inconclusive	Negative	Positive	Percent positive	Total
MULBERRY CARE CENTER		7	5	42%	12
LADY LAKE SPECIALTY CARE			12	100%	12
SOMA MEDICAL CENTER, P.A.			12	100%	12
SAMARITAN MEDICAL CENTER		12			12
RUSSELL MEDICAL CENTER		11	1	8%	12
STATCARE URGENT AND WALK-IN MEDICAL CA		11	1	8%	12
FLORIDA DEPT OF HEALTH		4	8	67%	12
IREPORTOIRE_MOL_LAB		12			12
SENIOR HOME CARE INC		12			12
GNT ASSOCIATES		11	1	8%	12
CVS TN5639POCT FARRAGUT		10	2	17%	12
MERIDIAN AT WATERWAYS, THE		10	2	17%	12
MINUTECLINIC DIAGNOSTIC OF TN, PC 4992		12			12
MADISON COUNTY HEALTH DEPARTMENT		5	7	58%	12
CVS MINUTE CLINIC, LLC		10	2	17%	12
NAPHCARE INC		9	3	25%	12
GEORGE W FERGUSON MD-CONCIERGE MEDICAL SERVICES PL		11	1	8%	12
NATIONAL GENETICS INST LABCORP		4	8	67%	12
ST PETER'S UNIVERSITY HOSPITAL		9	3	25%	12
ORMOND MEDICAL ARTS		3	9	75%	12
SUWANNEE COUNTY JAIL		11	1	8%	12
KETAMINE HEALTH CENTERS AT BONITA SPRINGS, LLC		12			12
GRAND VILLA OF LARGO		10	2	17%	12
NAPLES GREEN VILLAGE		12			12
SUMMIT ATLANTIC SURGERY CENTER		12			12
GADSDEN REGIONAL MEDICAL CENTER		12			12
EFFINGER HEALTH, PA		12			12
DAVENPORT PEDIATRICS CLERMONT PA		10	2	17%	12
MEDEXPRESS URGENT CARE - MONROE		12			12
COLLIER COUNTY HEALTH DEPT.		7	5	42%	12
MEDEXPRESS URGENT CARE - CHRISTIANBURG		8	4	33%	12
M12297090CV HOLLAND-23D2189684		12			12
ADVENTHEALTH MEDICAL GROUP PEDIATRICS AT		2	10	83%	12
FAMILY MEDICINE AT LONGWOOD			12	100%	12
INNOVATIVE RESEARCH OF WEST FLORIDA		9	3	25%	12
BROOKDALE CITRUS			12	100%	12
WALGREEN		4	8	67%	12
AVENTURA HOSPITAL AND MEDICAL CENTER			12	100%	12
CVS TX8321POCT MCKINNEY		11			11
MINUTECLINIC DIAGNOSTIC OF TN PC #6415		10	1	9%	11
ASSOCIATES MD CYPRESS CREEK			11	100%	11
BIOTECH CLINICAL LABORATORIES, INC.		1	10	91%	11
CARINGTON MANOR		11			11
DMH STEINHATCHEE FAMILY MEDICINE		8	3	27%	11
LEHIGH VALLEY HOSPITAL		3	8	73%	11
AZALEA HEALTH		2	9	82%	11

COVID-19: testing by laboratory

Data through Mar 8, 2021 verified as of Mar 9, 2021 at 09:25 AM

Data in this report are provisional and subject to change.

The numbers in the table below represent the number of Florida and non-Florida residents for whom test results were received by the Department of Health. A person can be tested by more than one laboratory and can have both positive and negative results. **Therefore, the sum of the numbers in each column will be larger than the total number of people tested.**

Reporting lab	Inconclusive	Negative	Positive	Percent positive	Total
RICH STREET GROUP HOME		4	7	64%	11
UNIVERSITY CENTRA CARE		10	1	9%	11
JOHN W NORRIS III MD PA	1		10	91%	11
CARENOW URGENT CARE-HERMITAGE		7	4	36%	11
DOC PAM PA		10	1	9%	11
GENOPTIX MEDICAL LABORATORY		10	1	9%	11
ACCESS HOME HEALTH OF FLORIDA LLC		11			11
CVS NY491POCT JACKSON HEIGHTS		11			11
CVS NC7588POCT ASHEVILLE		8	3	27%	11
ELITE HOME HEALTH SERVICES		11			11
ALCOVE ASSISTED LIVING FACILITY		11			11
SEMORAN FAMILY HEALTH LLC		10	1	9%	11
St Joseph's Hospital & Medical Center		10	1	9%	11
CULINARY INSTITUTE OF AMERICA STUDENT	3	8			11
Rosewood Healthcare and Rehabilitation Center		5	6	55%	11
MEYER PEDIATRICS CHTD		11			11
AVALON FAMILY RESORT ASSISTED LIVING LLC		11			11
RIVERSIDE MEDICAL GROUP		10	1	9%	11
NIGHT LITE PEDIATRICS CENTER, LLC		1	10	91%	11
KINGS BAY PEDIATRICS LLC		7	4	36%	11
CARROLL GARDENS URGENT CARE		11			11
ILLINOIS DEPT OF PUBLIC HEALTH LAB - SPRINGFIELD			11	100%	11
BRIDGE DIAGNOSTICS			11	100%	11
WALGREENS #04618		10	1	9%	11
ADVENT HEALTH MEDICAL GROUP FAMILY AND INTERNAL MEDICINE AT AVALON PAR		10	1	9%	11
45TH 1		11			11
TELEVISIT PALM BAY FAMILY PRACTICE		9	2	18%	11
MINUTE CLINIC LLC #5733		11			11
BRONSON FIRE DEPARTMENT		11			11
TROPICANA		5	6	55%	11
WELLMED AT SOUTH PARSONS		9	2	18%	11
WANTAGH URGENT CARE		8	3	27%	11
WATSON HEALTHCARE		8	3	27%	11
UMHC/SYLVESTER AT KENDALL		1	10	91%	11
Hialeah Nursing And Rehabilitation Center		6	5	45%	11
IGENEX INC		11			11
URGENT CARE OF NEW YORK		11			11
THE TERRACE OF SAINT CLOUD		9	2	18%	11
WINTER PARK CARE AND REHABILITATION			11	100%	11
MEDEXPRESS URGENT CARE- MARYLAND		10	1	9%	11
St. Annes Nursing Center, St. Annes Residence, Inc.		11			11
MINUTE CLINIC DIAGNOSTIC OF SOUTH CAROLINA		9	2	18%	11
ACCENTCARE		11			11
GAMMA DIAGNOSTIC LAB LLC			11	100%	11
MOUNT DORA PEDIATRICS		9	2	18%	11
REDMED CLINIC OF ARLINGTON		10	1	9%	11

COVID-19: testing by laboratory

Data through Mar 8, 2021 verified as of Mar 9, 2021 at 09:25 AM

Data in this report are provisional and subject to change.

The numbers in the table below represent the number of Florida and non-Florida residents for whom test results were received by the Department of Health. A person can be tested by more than one laboratory and can have both positive and negative results. **Therefore, the sum of the numbers in each column will be larger than the total number of people tested.**

Reporting lab	Inconclusive	Negative	Positive	Percent positive	Total
PRIMECARE ACQUISITION FAMILY PRACTICE INC		11			11
CARLOS PORTU MD, PLLC			11	100%	11
FAMILY PRACTICE ON THE GO		6	5	45%	11
FIRST CHOICE PEDIATRICS WINTER SPRINGS		10	1	9%	11
ADVENTIST HEALTH SYSTEM FLORIDA DEPT OF HEALTH		7	4	36%	11
VILLA HEALTH NH LLC		9	2	18%	11
Solaris Healthcare Pensacola			11	100%	11
MEDLABS DIAGNOSTICS		9	2	18%	11
CVS MINUTE CLINIC DIAGNOSTIC PA		9	2	18%	11
ORLANDO ORTHOPAEDIC OUTPATIENT SURGERY CENTER LLC		8	3	27%	11
AIM LABORATORIES			11	100%	11
GENESIS		7	4	36%	11
MHHS All Lab Subsection		11			11
CVS NC187POCT CHARLOTTE		10	1	9%	11
COLUMBIA MEMORIAL HOSPITAL		11			11
SEBRING PEDIATRICS LLC			11	100%	11
ANYLABTEST NOW		4	7	64%	11
PINELLAS COUNTY HEALTH DEPARTMENT		2	9	82%	11
NORTH OKALOOSA PHYSICIAN GROUP		10	1	9%	11
FLORIDA HOSPITAL PHYSICIAN GROUP		3	8	73%	11
PALM BEACH PATHOLOGY		9	2	18%	11
FAMILY MEDICINE AT HUNTERS CREEK		11			11
CVS CA9165POCT SAN DIEGO		11			11
VITAS HEALTH INC		5	6	55%	11
STATEN ISLAND UNIVERSITY HOSPITAL SEGUINE AVE		10	1	9%	11
VIRTUA WEST JERSEY HOSPITAL VOORHEES		9	2	18%	11
CVS HEALTH, #3396		11			11
MEDICAL CENTER AFFILIATES WEST PALM			11	100%	11
CROSSROADS URGENT CARE, PLLC		10			10
LAKE BALDWIN CBOC		9	1	10%	10
RHODE ISLAND DEPARTMENT OF HEALTH			10	100%	10
NOT INDICATED		1	9	90%	10
RED MOUNTAIN DIAGNOSTICS		10			10
PRORENATA LABS		2	8	80%	10
NEW JERSEY DEPARTMENT OF HEALTH COMMUNICABLE DISEASE SERVICE		3	7	70%	10
LEE COMMUNITY HEALTHCARE INC CAPE CORAL		10			10
MEDICAL LABORATORY DIAGNOSTICS			10	100%	10
MEDEXPRESS URGENT CARE - WINCHESTER GATEWAY		8	2	20%	10
Maury Regional Hospital		6	4	40%	10
METHODIST HOSPITAL			10	100%	10
BOCA RATON REGIONAL HOSPITAL LAB			10	100%	10
ONEIDA HEALTHCARE CENTER		8	2	20%	10
JOHNS HOPKINS MEDICAL LABORATORIES		1	9	90%	10
ALABAMA DEPARTMENT OF PUBLIC HEALTH		1	9	90%	10
CANCER RESEARCH LAB, BOB JONES UNIVERSITY		10			10
MEDEXPRESS URGENT CARE-KATY		7	3	30%	10

COVID-19: testing by laboratory

Data through Mar 8, 2021 verified as of Mar 9, 2021 at 09:25 AM

Data in this report are provisional and subject to change.

The numbers in the table below represent the number of Florida and non-Florida residents for whom test results were received by the Department of Health. A person can be tested by more than one laboratory and can have both positive and negative results. **Therefore, the sum of the numbers in each column will be larger than the total number of people tested.**

Reporting lab	Inconclusive	Negative	Positive	Percent positive	Total
PERSONAL PEDIATRICS PA		7	3	30%	10
Westchester General Hospital			10	100%	10
NIGHT OWL PEDIATRICS URGENT CARE			10	100%	10
FLEMING ISLAND CENTER FOR CLINICAL RESEARCH		10			10
ALACHUA			10	100%	10
AMERICAN HOUSE FORT MYERS		10			10
THE MARY IMOGENE BASSETT HOSPITAL		10			10
PLYMOUTH HARBOR INCORPORATED		9	1	10%	10
MINUTE CLINIC DIAGNOSTIC OF TEXAS, LLC		10			10
MONROE COUNTY HOSPITAL		7	3	30%	10
RPC@HODGES		2	8	80%	10
AFC URGENT CARE - CEDAR GROVE		10			10
MEDEXPRESS URGENT CARE PARKERSBURG		8	2	20%	10
SAVANNAH MANOR ASSISTED LIVING COMMUNITY			10	100%	10
AMBRY GENETICS CORPORATION		10			10
BAYFRONT FAMILY HEALTH CENTER			10	100%	10
DELIVER MY MEDS CORP		10			10
BEAUMONT LABORATORY			10	100%	10
VETERNANS ADMINISTRATION			10	100%	10
MAIMONIDES MEDICAL CENTER		7	3	30%	10
VENICE GREEN VILLAGE		3	7	70%	10
CONSULATE HEALTH CARE OF PENSACOLA			10	100%	10
ADVENTIST HEALTH SYSTEM		9	1	10%	10
CBC LAB		3	7	70%	10
ISLAND COAST PEDIATRICS IN-HOUSE LAB		10			10
FAMILY HEALTH CENTER AT PORT ST JOHN		4	6	60%	10
BAYONET POINT HOSPITAL			10	100%	10
RICHMOND UNIVERSITY MEDICAL CENTER		8	2	20%	10
CITY OF NAPLES FIRE RESCUE		8	2	20%	10
COMMUNITY HEALTH CENTER		2	8	80%	10
BROWARD HEALTH CARE			10	100%	10
HEALTH NETWORK LABORATORIES		6	4	40%	10
URGENT CARE CENTER AT PINNACLE		4	6	60%	10
HNL LAB MEDICINE		7	3	30%	10
MEDEXPRESS URGENT CARE - PANTOPS		9	1	10%	10
VASCONCELLO COHEN MD PA		9	1	10%	10
ORLANDO ORTHOPAEDIC OUTPATIENT SURGERY CENTER		6	4	40%	10
BELLE GLADES HEALTH CLINIC			10	100%	10
CARENOW URGENT CARE - EAST NASHVILLE		8	2	20%	10
URGENT MEDICAL CENTER INC		2	8	80%	10
MINUTECLINIC DIAGNOSTIC OF PA, LLC (1036)		8	2	20%	10
HIGH TOWER ALF LLC		9	1	10%	10
ASHRAF MEDICAL GROUP PLLC DBA PULSE M		9	1	10%	10
MEDEXPRESS URGENT CARE - SALEM		6	4	40%	10
MEDEXPRESS URGENT CARE CHARLESTON		6	4	40%	10
FRUITVILLE URGENT CARE			10	100%	10

COVID-19: testing by laboratory

Data through Mar 8, 2021 verified as of Mar 9, 2021 at 09:25 AM

Data in this report are provisional and subject to change.

The numbers in the table below represent the number of Florida and non-Florida residents for whom test results were received by the Department of Health. A person can be tested by more than one laboratory and can have both positive and negative results. **Therefore, the sum of the numbers in each column will be larger than the total number of people tested.**

Reporting lab	Inconclusive	Negative	Positive	Percent positive	Total
SUPERIOR RESIDENCES OF CLERMONT		2	8	80%	10
CREATIVE TESTING SOLUTIONS		3	7	70%	10
LONGWOOD PEDIATRICS LLC			10	100%	10
CARENOW URGENT CARE-DONELSON		7	3	30%	10
MINUTECLINIC DIAGNOSTIC OF RHODE ISLAND		7	3	30%	10
PHYSICIANS REGIONAL MEDICAL CTR - COLLIER BLVD			10	100%	10
RIVERWOOD CENTER,THE			10	100%	10
TENNESSEE DEPARTMENT OF HEALTH (TDH) - CENTRAL LABORATORY		2	8	80%	10
KIDSVILLE PEDIATRICS			10	100%	10
BROOKDALE PANAMA CITY		9	1	10%	10
LUXOR SCIENTIFIC LLC		1	9	90%	10
CORONA PATHOLOGY		10			10
KISSIMMEE VA OUTPATIENT CLINIC		10			10
ARBORS OF GULF BREEZE, THE		8	2	20%	10
DES PLAINES CLINICAL LAB		3	7	70%	10
PANCARE HEALTH - VERNON ELEMENTARY			10	100%	10
MC DIAGNOSTIC OF CONNECTICUT, PC # 257		9	1	10%	10
URGENT CARE & FAMILY PRACTICE CENTER			10	100%	10
MINUTECLINIC DIAGNOSTIC OF NEW MEXICO		10			10
CVS MINUTE CLINIC DIAGNOSTIC MED GRP OF CA		10			10
PBC PREMIER FAMILY HEALTH			10	100%	10
Avalon Healthcare and Rehabilitation Center			10	100%	10
ACCESS PHARMACY		10			10
MOLECULAR PATHOLOGY LABORATORY			10	100%	10
EMERALD COAST HOSPICE - CRESTVIEW		10			10
MAINSTREET FAMILY CARE			10	100%	10
UNDERGROUND FREE CLINIC		10			10
APPALACHIAN REGIONAL HEALTHCARE SYSTEM		10			10
MINUTECLINIC, LLC, DBA MINUTECLINIC #6		10			10
NORTON HEALTHCARE			10	100%	10
MEDEX REGIONAL LABORATORIES LLC		1	9	90%	10
LAKE NONA MEDICAL SERVICES		3	7	70%	10
CVS NC2357POCT HUNTERSVILLE		9	1	10%	10
MOSOLF PEDIATRICS			10	100%	10
PHASE2 LABS	2	6	2	20%	10
MINUTECLINIC DIAGNOSTIC OF TEXAS LLC		8	2	20%	10
MISSOURI DEPARTMENT OF HEALTH AND SENIOR SERVICES			10	100%	10
MINUTECLINIC INCORPORATE, LLC		8	2	20%	10
VITALANT		1	9	90%	10
RAYMOND BASRI MD		10			10
HCR MANORCARE		10			10
RIVERVIEW REGIONAL MEDICAL CENTER		7	2	22%	9
FOX FAMILY PRACTICE		9			9
INTEGRATED FAMILY MEDICAL CENTER			9	100%	9
FLORIDA MEDICAL CL ODOM TPA		4	5	56%	9
COLLIER BLVD HMA PHYSICIAN MANAGEMENT,, LLC			9	100%	9

COVID-19: testing by laboratory

Data through Mar 8, 2021 verified as of Mar 9, 2021 at 09:25 AM

Data in this report are provisional and subject to change.

The numbers in the table below represent the number of Florida and non-Florida residents for whom test results were received by the Department of Health. A person can be tested by more than one laboratory and can have both positive and negative results. **Therefore, the sum of the numbers in each column will be larger than the total number of people tested.**

Reporting lab	Inconclusive	Negative	Positive	Percent positive	Total
NASCAR EVENT MANAGEMENT, LLC		9			9
MINUTECLINIC DIAGNOSTIC OF TN PC #6363		8	1	11%	9
INSPIRED LIVING AT PALM BAY		7	2	22%	9
SOMA MEDICAL CENTER PA #4			9	100%	9
CVS MINUTE CLINIC DIAGNOSTIC OF TN #3293		9			9
CHEMISYS LABORATORIES		1	8	89%	9
FAST PACE MEDICAL CLINIC PLLC		7	2	22%	9
MINUTECLINIC, LLC, #4160		6	3	33%	9
MEDEXPRESS URGENT CARE - SWANSEA, N ILLINOIS ST		8	1	11%	9
OPTUM SILVER LAKES			9	100%	9
ST JUDE LABORATORIES		7	2	22%	9
DAVID LAWRENCE CENTER INC		7	2	22%	9
KEY WEST URGENT CARE, INC		3	6	67%	9
WINDSOR OF SAN PABLO, THE		6	3	33%	9
OUR HOME AT BEACON HILL			9	100%	9
NORTHWEST FLORIDA COMMUNITY HOSPITAL LABORATORY		8	1	11%	9
WINDSOR OF GAINESVILLE		9			9
ST JOSEPH WOMENS HOSPITAL			9	100%	9
MAGNOLIA MANOR			9	100%	9
SOUTH FLORIDA BAPTIST HOSPITAL			9	100%	9
Fouraker Hills Rehab and Nursing			9	100%	9
PATEL MEDICAL VENTURES		8	1	11%	9
LOREY ALF		9			9
DYNAMIC HEALTH CENTERS INC		5	4	44%	9
PRIME MEDICAL CARE, LLC		9			9
CHILDREN'S HEALTH CENTER INC.		7	2	22%	9
ILLINOIS DEPARTMENT OF PUBLIC HEALTH		1	8	89%	9
MINUTECLINIC, LLC #244		8	1	11%	9
LAKEVIEW HEALTH SYSTEMS			9	100%	9
PEDIATRIC HEALTH CARE ALLIANCE			9	100%	9
JOHNS HOPKINS ALL CHILDRENS			9	100%	9
WESTPAC LABS INC	1		8	89%	9
UCARE			9	100%	9
MINUTECLINIC DIAGNOSTICS OF IND, LLC		9			9
LAKE NONA MEDICAL SERVICE LLC		9			9
VILLAGE PLACE HEALTH AND REHAB		9			9
CLAYMED OF NORTH FLORIDA			9	100%	9
ASSOCIATES IN MEDICINE		7	2	22%	9
LYNN KEEFE, MD PEDIATRICS		6	3	33%	9
ATMORE NURSING CENTER		8	1	11%	9
KEY TRAINING CENTER			9	100%	9
GCPM MANUAL MICROBIOLOGY		1	8	89%	9
NEMOURS CHILDREN'S PRIMARY CARE VERO BEACH			9	100%	9
LAKE CO SCHOOLS EMPLOYEE HEALTH & WELLNESS CENTER	1	6	2	22%	9
CVS TX10016POCT PRINCETON		9			9
MINUTECLINIC, LLC #1470		9			9

COVID-19: testing by laboratory

Data through Mar 8, 2021 verified as of Mar 9, 2021 at 09:25 AM

Data in this report are provisional and subject to change.

The numbers in the table below represent the number of Florida and non-Florida residents for whom test results were received by the Department of Health. A person can be tested by more than one laboratory and can have both positive and negative results. **Therefore, the sum of the numbers in each column will be larger than the total number of people tested.**

Reporting lab	Inconclusive	Negative	Positive	Percent positive	Total
MIDMICHIGAN MEDICAL CENTER			9	100%	9
MEDEXPRESS URGENT CARE MONACA		9			9
ADVENT HEALTH - FOUR CORNERS ER		8	1	11%	9
CVS TN5601POCT LENOIR CITY		9			9
BRENNITY AT VERO BEACH, THE			9	100%	9
MICHIGAN DEPARTMENT OF COMMUNITY HEALTH		1	8	89%	9
PALM BAY URGENT CARE PL		1	8	89%	9
CARENOW URGENT CARE-GREEN HILLS		9			9
NEW YORK PRESBYTERIAN - LOWER MANHATTAN		9			9
PINELLAS PARK FIRE DEPARTMENT		9			9
MINUTECLINIC DIAGNOSTIC OF MINNESOTA		9			9
MINUTECLINIC, LLC #4682		5	4	44%	9
MINUTECLINIC, LLC, DBA MINUTECLINIC #6106		7	2	22%	9
SAMARITAN HOSPITAL LABORATORY		8	1	11%	9
ORLANDO HEALTH PHYSICIAN ASSOCIATES		4	5	56%	9
HIRAM COLLEGE HEALTH CENTER (ABBOTT)		9			9
CARENOW URGENT CARE-MT JULIET		8	1	11%	9
WESTCHESTER GENERAL HOSPITAL BLOOD GAS LAB			9	100%	9
BUENA VIDA ESTATES			9	100%	9
MINUTE CLINIC LLC #2775		8	1	11%	9
REMISE OCCUPATIONAL HEALTH SOLUTIONS INC			9	100%	9
NORTHSHORE UNIVERSITY HEALTHSYSTEM EVANSTON HOSPITAL LAB			9	100%	9
Signature Healthcare of Ormond		9			9
ORTHOPAEDIC SURGERY CENTER		9			9
COLLIER HMA PHYSICIAN MANAGEMENT, LLC		1	8	89%	9
MONTEFIORE NYACK HOSPITAL AFFILIATED LABORATORY		9			9
MINUTE CLINIC DIAGNOSTIC OF TN PC #64		9			9
NIGHT LITE PEDIATRICS CENTER		1	8	89%	9
OMNI			9	100%	9
ORANGE PARK PEDIATRIC ASSOCIATES		1	8	89%	9
ORLANDO MEDICAL CENTER PL		1	8	89%	9
GLADES COUNTY DETENTION CENTER			9	100%	9
WADSWORTH CENTER - DAVID AXELROD INSTITUTE		8	1	11%	9
MEDEXPRESS URGENT CARE - BEECH GROVE		8	1	11%	9
CVS PA6902POCT BRYN MAWR		7	2	22%	9
MEDEXPRESS URGENT CARE-LATROBE		9			9
HAWTHORNE INN OF LAKELAND		9			9
MINUTE-CLINIC DIAGNOSTIC OF VIRGINIA		8	1	11%	9
CVS MINUTE CLINIC DIAGNOSTIC		8	1	11%	9
ROSEMONT GARDENS INC		9			9
NATURE COAST REGIONAL MEDICAL CENTER			9	100%	9
MOBILE RESPONSE DIAGNOSTICS LLC		8	1	11%	9
EMERGENCY MEDICAL CENTER		3	6	67%	9
ENCOMPASS HOME HEALTH OF THE SOUTHEAST LLC		9			9
MINUTE CLINIC DIAGNOSTIC OF SC, LLC #42		8	1	11%	9
FAMILY PRACTICE OF DAVIE INC			9	100%	9

COVID-19: testing by laboratory

Data through Mar 8, 2021 verified as of Mar 9, 2021 at 09:25 AM

Data in this report are provisional and subject to change.

The numbers in the table below represent the number of Florida and non-Florida residents for whom test results were received by the Department of Health. A person can be tested by more than one laboratory and can have both positive and negative results. **Therefore, the sum of the numbers in each column will be larger than the total number of people tested.**

Reporting lab	Inconclusive	Negative	Positive	Percent positive	Total
ROSECASTLE			9	100%	9
WESTERN NEW YORK IMMEDIATE MEDICAL CAR		9			9
MEDEXPRESS URGENT CARE - BENTON HARBOR		9			9
PRECISION GENETICS			9	100%	9
BERRYHILL MANOR		9			9
UNIVERSITY MEDICAL CENTER		8	1	11%	9
MINUTECLINIC DIAGNOSTIC OF NEW JERSEY, LLC # 7069		9			9
UHEALTH UNIVERSITY OF MIAMI			9	100%	9
CVS M08590POCT KANSAS CITY		5	4	44%	9
FLORIDA MENTOR		7	2	22%	9
Consulate Health Care of Brandon		7	2	22%	9
ANY LAB TEST NOW INC			9	100%	9
Manor Care of Dunedin		6	3	33%	9
CHILDREN'S HEALTHCARE OF ATLANTA/EGLESTON		9			9
CVS MINUTE CLINIC DIAGNOSTIC OF TEXAS, LLC		9			9
CLEVELAND TENNESSEE HOSPITAL COMPANY		8	1	11%	9
BAYFRONT HEALTH ST PETERSBURG		8	1	11%	9
GULF COAST MEDICAL GROUP		2	7	78%	9
FLORIDA HOSPITAL WINTER PARK		7	2	22%	9
VA MEDICAL CENTER			9	100%	9
PREMIUM HEALTH CARE			9	100%	9
FLORIDA CENTER FOR DERMATOLOGY LABORATORY			9	100%	9
MINUTECLINIC DIAGNOSTIC OF NORTH CAROLINA, PC		8	1	11%	9
MINUTE CLINIC LLC #1448		8	1	11%	9
MINUTECLINIC DIAGNOSTIC OF OKLAHOMA		7	2	22%	9
ALLIANCE HEALTH AND REHABILITATION CENTER		9			9
CVS PHARMACY NO 274		9			9
BIOTECH PHARMACEUTICAL GROUP LLC			8	100%	8
GRAND VILLA OF MELBOURNE		6	2	25%	8
FOUNTAINVIEW BY FIVE STAR QUALITY CARE		7	1	13%	8
INTERNAL MEDICINE ASSOCIATES OF JACKSON HOSPITAL			8	100%	8
DOH JACKSONVILLE CENTRAL LABORATORY		3	5	63%	8
BEAUMONT EMERGENCY CENTER			8	100%	8
GOLISANO CHILDREN'S HOSPITAL OF SOUTHWEST FLORIDA		6	2	25%	8
ORMOND BEACH CENTRA CARE			8	100%	8
CAREPOINT CLINIC		5	3	38%	8
MINUTECLINIC, LLC #1492		8			8
VIGILINT HEALTHCARE		6	2	25%	8
ST VINCENT'S ST CLAIR		5	3	38%	8
VAIL VALLEY MEDICAL CENTER			8	100%	8
THOMAS JEFFERSON UNIVERSITY HOSPITAL		4	4	50%	8
ARTHREX MEDICAL CENTER EAST		4	4	50%	8
ALBION COLLEGE (ABBOTT)		8			8
CVS NJ617POCT CEDAR GROVE		7	1	13%	8
SYLVESTER AT PLANTATION LABORATORY		7	1	13%	8
MINUTECLINIC DIAGNOSTIC OF TN PC #386		7	1	13%	8

COVID-19: testing by laboratory

Data through Mar 8, 2021 verified as of Mar 9, 2021 at 09:25 AM

Data in this report are provisional and subject to change.

The numbers in the table below represent the number of Florida and non-Florida residents for whom test results were received by the Department of Health. A person can be tested by more than one laboratory and can have both positive and negative results. **Therefore, the sum of the numbers in each column will be larger than the total number of people tested.**

Reporting lab	Inconclusive	Negative	Positive	Percent positive	Total
ALLINA HEALTH - ABBOTT NORTHWESTERN HOSPITAL		5	3	38%	8
SURGOINSVILLE PHARMACY		8			8
LIFELINK TISSUE BANK D/B/A LIFELINK TISSUE BANK		7	1	13%	8
WHITE SANDS OUTPATIENT SERVICES (WSOP SERVICES LLC)		8			8
ST. JOSEPH HOSPITAL AND HEALTH CARE INC.			8	100%	8
BLOOMINGDALE PEDIATRIC ASSOCIATES PA			8	100%	8
MINUTECLINIC DIAGNOSTIC OF SC, LLC #2		7	1	13%	8
IU HEALTH PATHOLOGY		1	7	88%	8
LMH SKILLED NURSING UNIT		8			8
ST MARYS MEDICAL CENTER			8	100%	8
MONTEFIORE MEDICAL CENTER LABORATORIES - NORTH		8			8
DOCTOR'S IN-HOUSE LAB/COMMUNITY HEALTH CENTERS OF PINELLAS - CLEARWATE			8	100%	8
WALK-IN MEDICAL CARE			8	100%	8
FLORIDA KEYS CONCIERGE MEDICINE, LLC		6	2	25%	8
MINUTECLINIC DIAGNOSTIC OF TN PC #5671		5	3	38%	8
ALLEGRO - TAMPA	1	4	3	38%	8
X-GENE MOLECULAR LABS		1	7	88%	8
UNIVERSITY OF MIAMI MILLER SCHOOL OF MEDICINE			8	100%	8
MEDEXPRESS URGENT CARE - FORT WORTH S		7	1	13%	8
Rehabilitation Center of the Palm Beaches		8			8
MED & CO INVESTMENT LLC		7	1	13%	8
BAPTIST OUTPATIENT			8	100%	8
APEX HOME HEALTH CARE		7	1	13%	8
WATERFORD AT CREEKSIDE, THE			8	100%	8
ST LUKES ROOSEVELT LABORATORY		7	1	13%	8
BENSONHURST URGENT CARE		8			8
THE WOLFF CENTER FOR CHILD & ADOLESCENT HEALTH			8	100%	8
MINUTECLINIC DIAGNOSTIC OF VIRGINIA		8			8
LAKELAND REGIONAL HEALTH GRASSLANDS		7	1	13%	8
CIGNA ONSITE HEALTH LLC		2	6	75%	8
VIBRANT AMERICA		6	2	25%	8
TRUE HEALTH		5	3	38%	8
HOLY NAME MEDICAL CENTER	1	6	1	13%	8
EC OPCO TIMBERLIN PARC LLC		8			8
DORAL URGENT CARE			8	100%	8
CVS MINUTE CLINIC DIAGNOSTIC OF VIRGINIA		8			8
CVS MINUTE CLINIC DIAGNOSTIC PA #3060		7	1	13%	8
ADVANCED RESEARCH FOR HEALTH IMPROVEMENT		6	2	25%	8
NEMOURS CHILDREN'S URGENT			8	100%	8
PALM BEACH COUNTY HEALTH DEPARTMENT LABORATORY			8	100%	8
MEDEXPRESS ELKINS		8			8
FLORIDA CLINICAL LAB		1	7	88%	8
MINUTECLINIC #8760		8			8
WELLIGENT		1	7	88%	8
VETERANS AFFAIRS MEDICAL CENTER - OUTPATIENT			8	100%	8
MINUTECLINIC DIAGNOSTIC OF TN PC #242		5	3	38%	8

COVID-19: testing by laboratory

Data through Mar 8, 2021 verified as of Mar 9, 2021 at 09:25 AM

Data in this report are provisional and subject to change.

The numbers in the table below represent the number of Florida and non-Florida residents for whom test results were received by the Department of Health. A person can be tested by more than one laboratory and can have both positive and negative results. **Therefore, the sum of the numbers in each column will be larger than the total number of people tested.**

Reporting lab	Inconclusive	Negative	Positive	Percent positive	Total
GRAND AVE PHARMACY		1	7	88%	8
MEDEXPRESS URGENT CARE, BUTLER		5	3	38%	8
MINUTECLINIC DIAGNOSTIC OF ILLINOIS LL		8			8
CVS MINUTE CLINIC DIAGNOSTIC OF NEW JERSEY		8			8
SMH PHYSICIAN SERVICES INC		8			8
MINUTECLINIC DIAGNOSTIC OF NEW JERSEY,		7	1	13%	8
PUTNAM COUNTY EMERGENCY RESCUE SERVICE		5	3	38%	8
PUTNAM FAMILY CARE INC		3	5	63%	8
MINUTECLINIC, LLC #05038		8			8
HEALTHPARK MEDICAL CTR NURSING SVC		8			8
OKLAHOMA STATE DEPARTMENT OF HEALTH-PUBLIC HEALTH LABORATORY			8	100%	8
BARTON PARKER OD PC		8			8
FHCP-ORANGE CITY			8	100%	8
Nashville Central Laboratory		8			8
MAGNOLIA PEDIATRICS GROUP LLC			8	100%	8
MID-HUDSON VALLEY DIVISION OF WESTCHESTER MEDICAL		8			8
JOHN T MATHER MEMORIAL HOSPITAL LABORATORY		7	1	13%	8
CLEARWATER PEDIATRIC CARE		1	7	88%	8
MINUTE-CLINIC DIAGNOSTIC OF VIRGINIA, LLC #2003		5	3	38%	8
DR PHILLIPS MEDICAL WELLNESS CENTER		8			8
DOTHAN PEDIATRIC CLINIC			8	100%	8
DEPARTMENT OF HEALTH- CITRUS COUNTY		1	7	88%	8
LPG PRIMARY CARE AT BONITA BAY LIFESTYLE CENTER		7	1	13%	8
LAKE CONWAY URGENT CARE LLC		2	6	75%	8
URGENT TEAM MANAGEMENT OF TENNESSEE		7	1	13%	8
PALM BEACH CDH - DELRAY BEACH			8	100%	8
HUNTINGTON VILLAGE URGENT CARE		8			8
MEDICANA NURSING AND REHAB CENTER			8	100%	8
NEW HAMPSHIRE DEPARTMENT OF HEALTH AND HUMAN SERVICES		3	5	63%	8
EXECUTIVE MEDICAL SERVICES		8			8
CVS MINUTE CLINIC DIAG OF IND, LLC #6549		8			8
MINUTECLINIC LLC (1435)		7	1	13%	8
GENE STREET LABORATORIES, LLC		6	2	25%	8
CIAN DIAGNOSTICS			8	100%	8
CARE ATC - CITY OF BOYNTON BEACH	1	2	5	63%	8
FHPG_EXP CARE W HILLSBOROUGH			8	100%	8
PACIFICA SUNRISE			8	100%	8
MINUTECLINIC, LLC, MINUTECLINIC #7637		6	2	25%	8
ROBERT WOOD JOHNSON HOSPITAL		7	1	13%	8
FLORIDA HEART AND VASCULAR MULTISPECIALTY GROUP		8			8
ATLANTIC CONSOLIDATED LABORATORY		8			8
MINUTECLINIC DIAG OF IND, LLC #6697		8			8
MINUTE CLINIC LLC #10203		6	2	25%	8
MEDEXPRESS URGENT CARE - WASHINGTON		6	2	25%	8
ST CLOUD PHYSICIAN MANAGMENT LLC		7	1	13%	8
STPET		6	2	25%	8

COVID-19: testing by laboratory

Data through Mar 8, 2021 verified as of Mar 9, 2021 at 09:25 AM

Data in this report are provisional and subject to change.

The numbers in the table below represent the number of Florida and non-Florida residents for whom test results were received by the Department of Health. A person can be tested by more than one laboratory and can have both positive and negative results. **Therefore, the sum of the numbers in each column will be larger than the total number of people tested.**

Reporting lab	Inconclusive	Negative	Positive	Percent positive	Total
HEALTHMARK REGIONAL HOSPITAL LAB		4	4	50%	8
NITIN BAWA PROFESSIONAL ASSOCIATES			8	100%	8
UNIVERSITY HOSPITALS OF CLEVELAND		4	4	50%	8
CAN COMMUNITY HEALTH, INC		8			8
JACKSON CLINIC PA,THE		4	4	50%	8
CONSULATE HEALTH CARE		7	1	13%	8
BLOOMING GARDENS OF CARE INC		8			8
CVS MINUTE CLINIC DIAGNOSTIC OF TEXAS,LLC		6	2	25%	8
LEMOYNE COLLEGE WELLNESS CENTER FOR		8			8
GENEUS DIAGNOSTICS			8	100%	8
HARBORCHASE OF DR PHILLIPS		7	1	13%	8
PENSACOLA CLUSTER			8	100%	8
LIFE CARE CITRUS COUNTY			8	100%	8
DOCTOR'S IN HOUSE LAB			8	100%	8
LANE PEDIATRICS PA			8	100%	8
DOH-TAMPA BRANCH LABORATORY (MLK BLVD)		4	4	50%	8
INTERNAL MEDICINE AND AESTHETICS OF NAPLES LLC		8			8
NORTHSIDE HOSPITAL		2	6	75%	8
ST CHARLES HOSPITAL LABORATORY		8			8
CURATIVE		1	7	88%	8
Sunset Lake Health and Rehabilitation Center		8			8
SOUTHEASTERN PEDIATRIC ASSOCIATES			8	100%	8
SOMA MEDICAL CENTER MD PA #7 PEDIATRICS			8	100%	8
CVS HEALTH MINUTE CLINIC		1	7	88%	8
MINUTE CLINIC INCORPORTE		8			8
ALACHUA COUNTY HEALTH DEPARTMENT		1	7	88%	8
JX REF LAB			8	100%	8
West Gate Village, LLC		8			8
PALMS WEST HOSPITAL			8	100%	8
LAB UNKNOW		6	2	25%	8
ARCHBOLD MEMORIAL HOSPITAL/LAB		3	5	63%	8
SEA LEVEL LABS			8	100%	8
GRACE COMMUNITY PHARMACY			7	100%	7
FLORIDA DIGESTIVE AND LIVER SPECIALIST		7			7
WYOMING COUNTY COMMUNITY HOSPITAL LABORATORY		7			7
IRL MARKET LAB			7	100%	7
GILCHRIST COUNTY FIRE DEPARTMENT		4	3	43%	7
CARESOUTH HHA HOLDINGS OF TALLAHASSEE LLC		7			7
SIMEDHEALTH LLC		2	5	71%	7
CLAY PRIMARY & FAMILY CARE LLC			7	100%	7
ORLANDO FAMILY MEDICAL INC		7			7
MEDEXPRESS URGENT CARE-DUBOIS		7			7
NORTHERN DUTCHESS HOSPITAL LABORATORY		5	2	29%	7
MEDEXPRESS URGENT CARE - CULPEPER		7			7
LPG PRIMARY CARE AT COLONIAL CENTER DRIVE		6	1	14%	7
MINUTECLINIC DIAGNOSTIC OF MAINE, LLC		5	2	29%	7

COVID-19: testing by laboratory

Data through Mar 8, 2021 verified as of Mar 9, 2021 at 09:25 AM

Data in this report are provisional and subject to change.

The numbers in the table below represent the number of Florida and non-Florida residents for whom test results were received by the Department of Health. A person can be tested by more than one laboratory and can have both positive and negative results. **Therefore, the sum of the numbers in each column will be larger than the total number of people tested.**

Reporting lab	Inconclusive	Negative	Positive	Percent positive	Total
MANATEE PEDIATRICS			7	100%	7
EXPRESS TEST			7	100%	7
Ocoee Health Care Center		7			7
PENN MEDICINE PRINCETON MEDICAL CENTER		6	1	14%	7
BROOKDALE LAKE ORIENTA			7	100%	7
DELAWARE DEPARTMENT OF HEATH		6	1	14%	7
MINUTE CLINIC DIAGNOSTIC OF PENNSYLVANIA		7			7
FLORIDA HOSPITAL KISSIMMEE		4	3	43%	7
PBC FOUND CARE INC			7	100%	7
ST. PETERSBURG PEDIATRICS			7	100%	7
GRAND VILLA OF PALM COAST		7			7
NORTH FLORIDA PHARMACY		7			7
CVS PHARMACY #8800		5	2	29%	7
MEDEXPRESS URGENT CARE - CLARKSBURG		7			7
KENDALL REGIONAL MEDICAL CNTR			7	100%	7
ST. CLOUD PHARMACY AND WELLNESS CENTER		3	4	57%	7
GRAND VILLA OF LAKE LAND		7			7
FLORIDA CANCER SPECIALISTS & RESEARCH INSTITUTE		6	1	14%	7
ST VINCENT'S CHILTON		5	2	29%	7
ST CLOUD COMPOUNDING PHARMACY & WELLNESS CENTER		7			7
MEDEXPRESS URGENT CARE - FAYETTEVILLE		5	2	29%	7
ECLRS		2	5	71%	7
TRUE HEALTH DIAGNOSTICS		1	6	86%	7
GENTRY PARK ORLANDO ASSISTED LIVING		6	1	14%	7
EP LTC PHARMACY		5	2	29%	7
MODMD LABORATORY		7			7
MINUTECLINIC #2860		5	2	29%	7
KEYSTONE PLACE AT NAPLES PRESERVE		4	3	43%	7
GRACE WELLNESS CENTER LLC		6	1	14%	7
EMBRY-RIDDLE AERONAUTICAL UNIVERSITY HEALTH			7	100%	7
DOTHAN WEST FAMILY MEDICINE		5	2	29%	7
HEALTH CARE LABORATORY SERVICES		1	6	86%	7
SUPERIOR RESIDENCES AT CALA HILLS		7			7
LEPE'S HOUSE			7	100%	7
FHMG_FM AND IM AVALON PARK		2	5	71%	7
HEALTH AND WELLNESS CENTER		1	6	86%	7
CARENOW URGENT CARE-MADISON		7			7
FLORIDA SCHOOL FOR THE DEAF AND THE BLIND			7	100%	7
CAYUGA COUNTY HEALTH DEPARTMENT		6	1	14%	7
LEE COMMUNITY HEALTHCARE INC NORTH FORT MYERS		7			7
OSWEGO HOSPITAL LABORATORY		6	1	14%	7
CHAPTERS HEALTH HOSPICE		7			7
URGENT CARE OF LONGWOOD			7	100%	7
WALGREEN #6538		7			7
PERSONAL PHYSICIAN CARE PA			7	100%	7
VICTORIAN MANOR		2	5	71%	7

COVID-19: testing by laboratory

Data through Mar 8, 2021 verified as of Mar 9, 2021 at 09:25 AM

Data in this report are provisional and subject to change.

The numbers in the table below represent the number of Florida and non-Florida residents for whom test results were received by the Department of Health. A person can be tested by more than one laboratory and can have both positive and negative results. **Therefore, the sum of the numbers in each column will be larger than the total number of people tested.**

Reporting lab	Inconclusive	Negative	Positive	Percent positive	Total
KANSAS DEPARTMENT OF HEALTH		2	5	71%	7
PEDIATRICS OF CENTRAL FLORIDA		5	2	29%	7
CARENOW URGENT CARE-SOUTHLAKE			7	100%	7
JUPITER ISLAND PUBLIC SAFETY		5	2	29%	7
LEE COUNTY HEALTH DEPARTMENT		4	3	43%	7
QUE		4	3	43%	7
CVS MINUTE CLINIC DIAGNOSTIC MED GRP OF SAN		5	2	29%	7
Florida Clinical Laboratory		1	6	86%	7
MEDEXPRESS URGENT CARE - MAPLE DRIVE		7			7
ADVENT HEALTH APOPKA		3	4	57%	7
UF HEALTH			7	100%	7
NOVANT HEALTH INPATIENT CARE		2	5	71%	7
SONORA QUEST LABORATORIES			7	100%	7
BALTIMORE CITY HEALTH DEPT COMMUNICABLE DISEASES AND EPIDEMIOLOGY			7	100%	7
MIAMI COMPREHENSIVE MEDICINE GROUP PA		4	3	43%	7
OPTUM PRIMARY CARE - FOUNTAIN OAKS		3	4	57%	7
RIVER OAKS TREATMENT CENTER			7	100%	7
ELLIS HOSPITAL LABORATORY		6	1	14%	7
MEDEXPRESS URGENT CARE - HOT SPRINGS		7			7
MINUTE CLINIC DIAGNOSTIC OF MICHIGAN PC		7			7
SCHOOL OF PHARMACY AND PHARMACEUTICAL		7			7
VERMONT DEPARTMENT OF HEALTH		1	6	86%	7
HEARTLAND PEDIATRICS OF LAKE PLACID			7	100%	7
NORTHDALE REHABILITATION CENTER			7	100%	7
UNIVERSITY OF WASHINGTON MEDICAL CENTER			7	100%	7
COMMUNITY MEDICAL AND DENTAL CARE INC		7			7
NORTH FLORIDA MEDICAL CENTERS INC		1	6	86%	7
NEMOURS CHILDREN'S HOSPITAL			7	100%	7
MINUTE CLINIC LLC #4017		7			7
LAKE PEDIATRICS			7	100%	7
LIZS ADULT CARE		7			7
MINUTECLINIC, LLC #1586		5	2	29%	7
AVON PARK PEDIATRICS			7	100%	7
LYNMOORE,THE		7			7
LAWTON CHILES HEALTH CENTER		1	6	86%	7
MEDEXPRESS URGENT CARE - STATE COLLEGE		5	2	29%	7
MINUTE CLINIC LLC #5706		6	1	14%	7
BRADENTON PHYSICIANS MEDICAL CENTER			7	100%	7
COMPASSION PEDIATRICS		3	4	57%	7
PENINSULA CARE AND REHABILITATION CENTER			7	100%	7
MERCY HEALTH—MUSKEGON		6	1	14%	7
BAYSIDE LABORATORIES INC		7			7
HOLY GARDEN ALF, INC.		7			7
NORTH PINELLAS CHILDRENS MEDICAL CENTER INC			7	100%	7
Baptist Village Retirement Communities		7			7
CVS NC4165POCT BREVARD		5	2	29%	7

COVID-19: testing by laboratory

Data through Mar 8, 2021 verified as of Mar 9, 2021 at 09:25 AM

Data in this report are provisional and subject to change.

The numbers in the table below represent the number of Florida and non-Florida residents for whom test results were received by the Department of Health. A person can be tested by more than one laboratory and can have both positive and negative results. **Therefore, the sum of the numbers in each column will be larger than the total number of people tested.**

Reporting lab	Inconclusive	Negative	Positive	Percent positive	Total
DOCTOR'S IN-HOUSE LAB/COMMUNITY HEALTH CENTERS OF PINELLAS --PINELLAS P			7	100%	7
CENTRAL JERSEY URGENT CARE OF EATONTOW		7			7
MC DIAGNOSTIC OF CONNECTICUT, PC #1966		7			7
Thermopolis Rehabilitation Wellness		7			7
DIAGNOSTIC CLINIC		6	1	14%	7
MEDEXPRESS URGENT CARE, JOHNSTOWN		6	1	14%	7
SOUTH FLORIDA ENT ASSOCIATES, INC			7	100%	7
ORLANDO FAMILY PHYSICIANS			7	100%	7
CVS OH2543POCT CANFIELD		5	2	29%	7
GRAND VILLA OF DELRAY EAST		7			7
BOCA BIOLISTICS LLC			7	100%	7
JUPITER CLINIC			7	100%	7
BAYCARE MEDICAL GROUP		1	6	86%	7
ABBAY MANOR RETIREMENT RESIDENCE INC		7			7
MC DIAGNOSTIC OF CONNECTICUT , PC # 3		5	2	29%	7
MINUTECLINIC DIAGNOSTIC OF TN PC #643		5	2	29%	7
CAPRONA GROUP HOME		1	6	86%	7
MINUTECLINIC DIAG OF IND, LLC #2387		6	1	14%	7
PASSPORT HEALTH			7	100%	7
OCALA FAMILY MEDICAL CENTER		7			7
MEDEXPRESS URGENT CARE - MIDLOTHIAN		6	1	14%	7
PEDIATRICS URGENT CARE, LLC			7	100%	7
MINUTECLINIC, LLC #03965		7			7
FLORIDA HOSPITAL APOPKA		6	1	14%	7
LONG ISLAND JEWISH FOREST HILLS HOSPITAL		7			7
GULF COAST PEDIATRICS OF SARASOTA PA		1	6	86%	7
CVS HEALTH, #2043		7			7
Parkside Villa		7			7
MIAMI BEACH COMMUNITY HEALTH CENTER INC			7	100%	7
NEOGENOMICS LABORATORIES, INC		7			7
WILDLIGHT LAB			7	100%	7
CRESTWOOD MEDICAL CENTER		5	2	29%	7
DALLAS COUNTY HEALTH AND HUMAN SERVICES			7	100%	7
CVS MINUTE CLINIC, LLC #22		6	1	14%	7
NYU WINTHROP HOSPITAL PATHOLOGY		7			7
CVS TX7827POCT ROUND ROCK		7			7
MEDI-DRUG INC		6	1	14%	7
DOCTORS CLINICAL LABORATORY, INC		5	2	29%	7
EL PARAISO HOME INC		7			7
MEDEXPRESS URGENT CARE - STAUNTON		3	4	57%	7
SOUTH COM HEALTH CLINIC, DEPT. OF THE ARMY		7			7
PANCARE HEALTH - HOSFORD SCHOOL			7	100%	7
PALM POINT BEHAVIORAL HEALTH		7			7
ORLANDO ORTHOPAEDIC CENTER		5	2	29%	7
FAMILY MEDICINE MEDICAL DRIVE		7			7
URGENT CARE HOUSECALLS PA		5	1	17%	6

COVID-19: testing by laboratory

Data through Mar 8, 2021 verified as of Mar 9, 2021 at 09:25 AM

Data in this report are provisional and subject to change.

The numbers in the table below represent the number of Florida and non-Florida residents for whom test results were received by the Department of Health. A person can be tested by more than one laboratory and can have both positive and negative results. **Therefore, the sum of the numbers in each column will be larger than the total number of people tested.**

Reporting lab	Inconclusive	Negative	Positive	Percent positive	Total
CAPITAL HEALTH PLAN LABORATORIES			6	100%	6
NORTHSIDE HOSPITAL ATLANTA		3	3	50%	6
URGENT TEAM - HUNTSVILLE		5	1	17%	6
Signature Healthcare of Savannah		6			6
WELLMED AT BRANDON REGIONAL		5	1	17%	6
FAMILY CARE MEDICAL CENTER			6	100%	6
BAYSHORE POINTE NURSING AND REHAB CENTER			6	100%	6
PHYSICIANS FOR CHILDREN			6	100%	6
ETHOS LABORATORIES		6			6
DR. PHILLIPS MEDICAL WELLNESS CENTER		3	3	50%	6
MAXCARE CLINIC			6	100%	6
MINUTE CLINIC DIAG OF IND LLC #8674		6			6
SOUTHEASTERN DERMATOLOGY GROUP PA		5	1	17%	6
MINUTECLINIC MINUTECLINIC #4977		4	2	33%	6
CVS CT1123POCT SOUTHURY		6			6
TREASURE COAST URGENT & FAMILY CARE			6	100%	6
MEDEXPRESS URGENT CARE - BATTLE CREEK		4	2	33%	6
ANTHONY-BROWN PHARMACY		6			6
PLEASANTVILLE OF SEBASTIAN LLC			6	100%	6
RIVER CITY PRIMARY AND URGENT CARE			6	100%	6
ENIGMA DIAGNOSTIC, INC.			6	100%	6
ELITE MD GROUP INC		2	4	67%	6
FLORIDA WOMAN CARE LABORATORY			6	100%	6
AARK LABORATORY		6			6
JERSEY SHORE MEDICAL CENTER		6			6
Lenox on the Lake			6	100%	6
CAMELLIA AT DEERWOOD		2	4	67%	6
NORTHEAST ALABAMA REGIONAL MEDICAL CENTER		3	3	50%	6
BENNETT PEDIATRICS		6			6
THE CLINIC PREMISE HEALTH			6	100%	6
YAZJI PEDIATRIC CARE LLC DBA TUKA PEDIATRICS			6	100%	6
TERENCE B MITCHELL MD, INC		2	4	67%	6
MARSHALL MEDICAL CENTER SOUTH LAB		5	1	17%	6
CVS NC5591POCT STATESVILLE		5	1	17%	6
FLORIDA MEDICAL SPECIALISTS		2	4	67%	6
ARLINGTON OF NAPLES		6			6
SV DIAGNOSTIC LAB			6	100%	6
INTERNAL MEDICINE LIPID AND WELNNESS PRACTICE			6	100%	6
Rutgers Health Rwj University Hospital - Laboratory		3	3	50%	6
ST. LUCIE COUNTY HEALTH DEPARTMENT		4	2	33%	6
MEDICAL CENTER AT OCEAN REEF		1	5	83%	6
FLEET LANDING			6	100%	6
PATHGROUP LABS, LLC		4	2	33%	6
SUFFRIDGE DRIVE GROUP HOME		6			6
CONCENTRA			6	100%	6
WG WINDSOR WOODS SH LLC		6			6

COVID-19: testing by laboratory

Data through Mar 8, 2021 verified as of Mar 9, 2021 at 09:25 AM

Data in this report are provisional and subject to change.

The numbers in the table below represent the number of Florida and non-Florida residents for whom test results were received by the Department of Health. A person can be tested by more than one laboratory and can have both positive and negative results. **Therefore, the sum of the numbers in each column will be larger than the total number of people tested.**

Reporting lab	Inconclusive	Negative	Positive	Percent positive	Total
GOOD SAMARITAN MEDICAL CENTER			6	100%	6
HARMONIOUS HOME HEALTH, LLC		6			6
HOLLY HILL HOME INFUSION SERVICE		5	1	17%	6
AMERICAN HEALTH ASSOC. LABORATORY SOUTH		4	2	33%	6
FLORIDA DEPARTMENT OF HEALTH IN SARASOTA COUNTY		5	1	17%	6
COMPASSION PEDIATRIC URGENT CARE LLC		2	4	67%	6
PEPIN ACADEMIES-PASCO		6			6
BROWARD COUNTY HEALTH DEPT.			6	100%	6
QUICK CARE MED WALK IN AND URGENT CARE			6	100%	6
CAPE CORAL URGENT CARE		3	3	50%	6
BAYCARE ALLIANT HOSPITAL			6	100%	6
BROOKDALE CLERMONT			6	100%	6
HUNTERS CREEK PEDIATRICS		6			6
XPRESS URGENT CARE LLC		6			6
MEDEXPRESS URGENT CARE - ELM GROVE		5	1	17%	6
CARDIOTHORACIC SURGERY OF HYDE PARK			6	100%	6
ATLANTIC COMMUNITY HIGH SCHOOL		5	1	17%	6
GUIDANCE / CARE CENTER, INC		6			6
ENTRUST IMMEDIATE CARE			6	100%	6
LAKEVIEW TERRACE HOME HEALTH SERVICES LLC			6	100%	6
BETH ISRAEL DEACONESS MEDICAL CENTER			6	100%	6
MEDEXPRESS URGENT CARE-PETERS TWP		5	1	17%	6
CVS GA2108POCT NORCROSS		4	2	33%	6
IVY ROSEN MD PLLC		6			6
FLORIDA PREMIER MEDICAL CARE PA			6	100%	6
PANCARE HEALTH - KATE SMITH ELEMENTARY		1	5	83%	6
UNILAB OF DADE INC			6	100%	6
MINUTECLINIC DIAGNOSTIC OF OHIO #3407		5	1	17%	6
Kroger 673 - The Little Clinic Dallas		5	1	17%	6
MINUTECLINIC DIAGNOSTIC OF OHIO #7790		4	2	33%	6
CDRX INFUSION			6	100%	6
WIREGRASS MEDICAL CENTER			6	100%	6
DIXITKUMAR N MODI MD PA			6	100%	6
DEVEREUX FLORIDA CHILDRENS CENTER			6	100%	6
LISTENING DOCTOR PLLC, THE		1	5	83%	6
BETHESDA COMMUNITY HEALTH CENTER			6	100%	6
MINUTECLINIC DIAGNOSTIC OF ILLINOIS		5	1	17%	6
GLEN FALLS HOSPITAL DEPARTMENT OF PATHOLOGY		6			6
CAREWELL 301 - WARWICK			6	100%	6
FRESENIUS KIDNEY CARE DUNEDIN			6	100%	6
RANDOLPH DIABETES AND WELLNESS		5	1	17%	6
TAMPA URGENT CARE			6	100%	6
DANIEL M LIBBY MD PLLC		6			6
CVS IN6654POCT INDIANAPOLIS		5	1	17%	6
MINUTECLINIC DIAGNOSTIC OF NORTH CAROLINA PC #5341		4	2	33%	6
ASCENSION ST VINCENT'S CLAY COUNTY			6	100%	6

COVID-19: testing by laboratory

Data through Mar 8, 2021 verified as of Mar 9, 2021 at 09:25 AM

Data in this report are provisional and subject to change.

The numbers in the table below represent the number of Florida and non-Florida residents for whom test results were received by the Department of Health. A person can be tested by more than one laboratory and can have both positive and negative results. **Therefore, the sum of the numbers in each column will be larger than the total number of people tested.**

Reporting lab	Inconclusive	Negative	Positive	Percent positive	Total
WATAUGA MEDICAL CENTER		4	2	33%	6
MINUTECLINIC, LLC #03268		5	1	17%	6
PRESBYTERIAN HOME		6			6
CVS DC1340POCT WASHINGTON		6			6
TERRACINA LLC		1	5	83%	6
PEDIATRICS IN BREVARD-COCOA BEACH		2	4	67%	6
SUMTER COUNTY HEALTH DEPARTMENT		1	5	83%	6
DOCTORS EXPRESS OF ST PETERSBURG			6	100%	6
MINUTE CLINIC OF KANSAS PA		2	4	67%	6
PARTNERS PHARMACY OF FLORIDA LLC		6			6
MEDEXPRESS URGENT CARE - RICHMOND, NINE MILE RD		5	1	17%	6
TIMBER CREEK PEDIATRICS		6			6
DIXIE COUNTY EMERGENCY SERVICES			6	100%	6
MINUTECLINIC DIAGNOSTIC OF SC, LLC #7		4	2	33%	6
URGENT TEAM - MUSCLE SHOALS		6			6
CURATIVE CARE CENTER INC		1	5	83%	6
EASTERN FLORIDA STATE COLLEGE - PALM BAY CAMPUS□			6	100%	6
MINUTECLINIC MINUTECLINIC #8505		4	2	33%	6
LUMADOC HEALTH		4	2	33%	6
CENTRAL FLORIDA PRIMARY CARE			6	100%	6
CVS NC6402POCT DAVIDSON		4	2	33%	6
AMERICAN EAGLE LEESBURG AL LLC DBA VISTA LAKE			6	100%	6
MINUTECLINIC DIAGNOSTIC OF VIRGINIA, LLC #1416		5	1	17%	6
PALM HARBOR DERMATOLOGY		4	2	33%	6
AVANTE AT ORMOND BEACH INC			6	100%	6
CITIZENS BAPTIST MEDICAL CENTERS LAB		5	1	17%	6
SUNRISE SENIOR LIVING OF JACKSONVILLE			6	100%	6
TAMIAMI LAB MILLENIUM			6	100%	6
MINUTECLINIC DIAGNOSTIC OF KENTUCKY		6			6
MC DIAGNOSTIC OF CONNECTICUT, PC #1043		6			6
MINUTECLINIC, LLC #1796		5	1	17%	6
TRANSPLANT GENOMICS INC (EUROFINS)		6			6
GOLDMAN SACHS HEALTH CENTER		6			6
CHILDREN'S HOSPITAL OF PHILADELPHIA		5	1	17%	6
MINUTECLINIC DIAGNOSTIC OF GEORGIA, LL		5	1	17%	6
LOUISIANA DEPT OF HEALTH			6	100%	6
MINUTECLINIC DIAGNOSTIC MED GRP OF CA		5	1	17%	6
FAMILY TREE PRIMARY CARE		5	1	17%	6
MEDEXPRESS URGENT CARE - IRVING		6			6
THE WINDSOR OF OCALA		2	4	67%	6
CVS NATIONAL HARBOR MD2297714CV		6			6
PR HEALTH		1	5	83%	6
PUBLIC HEALTH LAB		6			6
CVS SC7556POCT WEST COLUMBIA		6			6
MEDEXPRESS URGENT CARE - BLUEFIELD		5	1	17%	6
UT SOUTHWESTERN MEDICAL CENTER			6	100%	6

COVID-19: testing by laboratory

Data through Mar 8, 2021 verified as of Mar 9, 2021 at 09:25 AM

Data in this report are provisional and subject to change.

The numbers in the table below represent the number of Florida and non-Florida residents for whom test results were received by the Department of Health. A person can be tested by more than one laboratory and can have both positive and negative results. **Therefore, the sum of the numbers in each column will be larger than the total number of people tested.**

Reporting lab	Inconclusive	Negative	Positive	Percent positive	Total
MINUTE-CLINIC DIAGNOSTIC OF VIRGINIA, LLC #794		5	1	17%	6
Advanced Care Center			6	100%	6
SARASOTA MEDICAL CENTER			6	100%	6
FLORIDA DEPARTMENT OF HEALTH IN MIAMI DADE COUNTY		5	1	17%	6
MINUTECLINIC DIAGNOSTIC OF NEVADA #87		4	2	33%	6
INTERVENTIONAL REHABILITATION OF SOUTH FLORIDA			6	100%	6
DEPARTMENT OF HEALTH AND HUMAN SERVICES STATE OF NEW HAMPSHIRE			6	100%	6
FIRST COAST CARDIOVASCULAR INSTITUTE PA			6	100%	6
LEWIS COUNTY MANOR		6			6
SAINT PETER'S UNIVERSITY HOSPITAL		6			6
MINUTECLINIC LLC #5041		2	4	67%	6
CVS TX1104POCT ALLEN		6			6
MINUTECLINIC DIAGNOSTIC OF TN PC #240		5	1	17%	6
NORTH FLORIDA PEDIATRICS JASPER			6	100%	6
SANDGATE GARDENS REHAB & NURSING CENTER		3	3	50%	6
CVS TX8351POCT BEAUMONT		6			6
BOCA VIPEDIATRICS			6	100%	6
ALPHA PHARMACY		5	1	17%	6
MEDEXPRESS URGENT CARE-PITTSFIELD		6			6
MIAMI RESCUE MISSION CLINIC INC			6	100%	6
PALMETTO HEALTH ALLIANCE		3	3	50%	6
TEXAS MEDCLINIC			6	100%	6
MERCY COLLEGE HEALTH OFFICE		6			6
CITYMD		1	5	83%	6
UT MEMPHIS UNIVERSITY HEALTH SERVICES			6	100%	6
VENICE REGIONAL MEDICAL CENTER			6	100%	6
VIERA PEDIATRICS		1	5	83%	6
Northwell Lab		2	4	67%	6
CVS NV3210POCT LAS VEGAS		6			6
SUPREME LABORATORY			6	100%	6
SYNEXUS CLINICAL RESEARCH US INC		2	4	67%	6
THE PALMS REHABILITATION AND HEALTHCARE CENTER		5	1	17%	6
MEDEXPRESS URGENT CARE - TARENTUM		5	1	17%	6
MD NOW MEDICAL CENTER			6	100%	6
PROHEALTH MED		1	5	83%	6
Contrastate Medical Center		5	1	17%	6
MINUTECLINIC DIAG OF IND LLC #6998		5	1	17%	6
LRHS Southeastern University		4	2	33%	6
MEDEXPRESS URGENT CARE - MT LEBANON		4	2	33%	6
BROWARD TRANSITIONAL CENTER			6	100%	6
UNILAB		2	4	67%	6
MEDEXPRESS URGENT CARE - HUNTINGTON WE		6			6
GRACE REHABILITATION CENTER OF VERO BEACH		4	2	33%	6
BETH ISRAEL MEDICAL CENTER LABS		6			6
WINTER PARK INTERNAL MEDICINE MD PA		5	1	17%	6
CVS TX4397POCT CYPRESS		6			6

COVID-19: testing by laboratory

Data through Mar 8, 2021 verified as of Mar 9, 2021 at 09:25 AM

Data in this report are provisional and subject to change.

The numbers in the table below represent the number of Florida and non-Florida residents for whom test results were received by the Department of Health. A person can be tested by more than one laboratory and can have both positive and negative results. **Therefore, the sum of the numbers in each column will be larger than the total number of people tested.**

Reporting lab	Inconclusive	Negative	Positive	Percent positive	Total
NU WAVE MEDICAL CENTER			6	100%	6
MINUTECLINIC DIAGNOSTIC OF VIRGINIA, LLC #255		6			6
MAXHEALTH		5	1	17%	6
BNR PHARMACY INC		5			5
LAKEVIEW HEALTHCARE SYSTEM LLC			5	100%	5
ALPHADERA LABS, LLC			5	100%	5
FLORIDA CLINICAL LABORATORY - BIOREFERENCE LABORATORIES		2	3	60%	5
LEVY COUNTY SHERRIF'S DEPT			5	100%	5
CVS PA233POCT NEWTOWN SQUARE		5			5
AMERICAN MEDICAL RESPONSE - DENVER		2	3	60%	5
KETTERING HEALTH			5	100%	5
CVS OH3476POCT TIPP CITY		5			5
SOUTH FLORIDA FAMILY HEALTH & RESEARCH CTR			5	100%	5
RELIANT IMMUNE DIAGNOSTICS			5	100%	5
PRECISION LABS LLC		2	3	60%	5
OMNICARE PHARMACY OFTEXAS 1, LP DBA OMNICARE		5			5
ELITE CARE			5	100%	5
TANNER MEDICAL CENTER EAST AL		5			5
WHEELER LABORATORY		4	1	20%	5
HERNANDO PASCO HOSPICE INC		4	1	20%	5
MCR HEALTH LAWTON CHILES ADMINISTRATION STE A		1	4	80%	5
WAKEMED		1	4	80%	5
INDIANA STATE DEPARTMENT OF HEALTH LABORATORIES			5	100%	5
FLORIDA PRIMARY & SPECIALTY CARE		5			5
COOPER HOSPITAL/UNIVERSITY MEDICAL		5			5
MEDEXPRESS URGENT CARE MURRYSVILLE		3	2	40%	5
GENESIS FAMILY PRACTICE		3	2	40%	5
RUSH UNIVERSITY MEDICAL CENTER LABORATORY			5	100%	5
JACKSON SOUTH COMMUNITY HOSPITAL LAB			5	100%	5
MEDEXPRESS URGENT CARE PORT HURON		4	1	20%	5
LABS PLUS LLC		5			5
MONROE COUNTY FIRE RESCUE		5			5
FAMILY TREE DNA			5	100%	5
CVS NV408817POCT LAS VEGAS		1	4	80%	5
MINUTE CLINIC LLC #6765		5			5
COMPUNET CLINICAL LAB			5	100%	5
FLORIDA PRIMARY CARE AND SPORTS MEDICINE INC		2	3	60%	5
JOE DIMAGGIO CHILDREN'S HOSPITAL		1	4	80%	5
DIAGNOSTECHS		4	1	20%	5
UPMC HEALTH SYSTEM		4	1	20%	5
CITY OF TALLAHASSEE		5			5
NORTH DADE NURSING AND REHABILITATION CENTER			5	100%	5
LAKE MARY HEALTH AND REHABILITATION CENTER		1	4	80%	5
QUINTON MEMORIAL HEALTH CARE CENTER		5			5
Army Residence Community		5			5
TRUSTBRIDGE			5	100%	5

COVID-19: testing by laboratory

Data through Mar 8, 2021 verified as of Mar 9, 2021 at 09:25 AM

Data in this report are provisional and subject to change.

The numbers in the table below represent the number of Florida and non-Florida residents for whom test results were received by the Department of Health. A person can be tested by more than one laboratory and can have both positive and negative results. **Therefore, the sum of the numbers in each column will be larger than the total number of people tested.**

Reporting lab	Inconclusive	Negative	Positive	Percent positive	Total
CHAMPLAIN VALLEY PHYSICIANS HOSPITAL		3	2	40%	5
PINECREST PEDIATRICS GROUP LLC			5	100%	5
CLEVELAND CLINIC MARTIN HEALTH NURSING & RESTORATIVE		5			5
ALLEGRO FLEMING ISLAND		1	4	80%	5
CUMBERLAND HEIGHTS		5			5
CVS RI1717POCT 1 CVS DR			5	100%	5
CVS NC3319POCT CHARLOTTE		4	1	20%	5
LIFEPLUS HEALTHCARE GROUP INC		5			5
MEDEXPRESS URGENT CARE-MUNCIE		5			5
INNOVATIVE COVID-DIVERSEY			5	100%	5
NORTHEAST PEDIATRICS			5	100%	5
MINUTECLINIC, LLC, DBA MINUTECLINIC #2		5			5
MINUTECLINIC, LLC #4507		5			5
HAWTHORNE HEALTH AND REHABILITATION			5	100%	5
TULLAHOMA HMA, LLC		4	1	20%	5
MEDEXPRESS URGENT CARE - GLENDALE		5			5
CELEBRATION PEDIATRICS PA			5	100%	5
Kennedy University Hospital		5			5
ALL CHILDREN'S HOSPITAL DEPT OF GENERAL PEDIATRICS			5	100%	5
SHEEPSHEAD BAY URGENT CARE		5			5
WILSON PEDIATRICS			5	100%	5
MIZELL MEMORIAL HOSPITAL			5	100%	5
LEE MEMORIAL HEALTH SYSTEM D/B/A		3	2	40%	5
GUTHRIE MEDICAL GROUP LABORATORIES		5			5
UCF STUDENT HEALTH SERVICES LABORATORY		2	3	60%	5
LAFAYETTE NURSING AND REHAB			5	100%	5
FLAGLER HEALTH SERVICES INC			5	100%	5
SEASIDE MANOR			5	100%	5
MEDEXPRESS URGENT CARE - PRINCETON		4	1	20%	5
ST BARNABAS HOSPITAL		5			5
HAVEN HOSPICE IN CHIEFLAND			5	100%	5
VEIL VALLEY MEDICAL CENTER			5	100%	5
LAKE NONA PEDIATRICS IN ASSOCIATION WITH NEMOURS		5			5
FOUNDCARE, INC			5	100%	5
MINUTECLINIC DIAGNOSTIC OF PENNSYLVANIA, LLD #1545		5			5
WEST DADE PEDIATRICS			5	100%	5
HELIX KH UC			5	100%	5
SONATA VERO BEACH		5			5
URGENT TEAM - NASHVILLE		5			5
EASTCHESTER PEDIATRIC MEDICAL GROUP		5			5
RIVERVIEW ALF OPERATOR LLC			5	100%	5
XRL SXF REF LAB		5			5
COLUMBIA MEMORIAL HOSPITAL LABORATORY		5			5
GRAND VILLA OF SARASOTA		4	1	20%	5
MINUTECLINIC DIAG OF IND LLC #8651		4	1	20%	5
DOMINICAN COLLEGE STUDENT HEALTH CENTE		5			5

COVID-19: testing by laboratory

Data through Mar 8, 2021 verified as of Mar 9, 2021 at 09:25 AM

Data in this report are provisional and subject to change.

The numbers in the table below represent the number of Florida and non-Florida residents for whom test results were received by the Department of Health. A person can be tested by more than one laboratory and can have both positive and negative results. **Therefore, the sum of the numbers in each column will be larger than the total number of people tested.**

Reporting lab	Inconclusive	Negative	Positive	Percent positive	Total
NOVANT HEALTH UVA		2	3	60%	5
SCIENCE CARE			5	100%	5
HILLSBOROUGH COUNTY HEALTH DEPARTMENT			5	100%	5
Kroger 449 - The Little Clinic Mountain Park		4	1	20%	5
MEDEXPRESS URGENT CARE - YORK		2	3	60%	5
BIRMINGHAM VAMC		2	3	60%	5
PALM GARDEN OF SUN CITY			5	100%	5
LEE PHYSICIAN GROUP COLLEGE POINT		5			5
MINUTECLINIC DIAGNOSTIC OF TN PC #442		4	1	20%	5
LAKE COUNTY DETENTION CENTER		3	2	40%	5
CARENOW URGENT CARE - CENTRAL AUSTIN		1	4	80%	5
MEDEXPRESS URGENT CARE-HERSHEY		4	1	20%	5
BAPTIST HEALTH - TOWN CENTER			5	100%	5
Enterprise Health and Rehabilitation Center		5			5
CVS TX2263POCT SAN ANTONIO		5			5
MEDEXPRESS URGENT CARE - WILLIAMSPORT		4	1	20%	5
RURAL HEALTH CARE INC			5	100%	5
PREMIER FAMILY HEALTH PA			5	100%	5
MID - FLORIDA PATHOLOGY LLC		1	4	80%	5
CLINICAL CARE ASSOCIATES			5	100%	5
MINUTECLINIC, LLC #1431		4	1	20%	5
MINUTECLINIC DIAGNOSTIC OF RHODE ISLAN		5			5
CVS NJ2815POCT E BRUNSWICK		4	1	20%	5
CYPRESS CREEK MEDICAL CENTER			5	100%	5
CONCENTRA URGENT CARE		1	4	80%	5
PRINCIPLE LABORATORY		3	2	40%	5
RIO PINAR HEALTH CARE			5	100%	5
Life Care Center of Estero			5	100%	5
PRECISION DIAGNOSTICS INC - NJ		5			5
BOROPARK URGENT CARE		4	1	20%	5
AUGUSTA HEALTH			5	100%	5
MEDEXPRESS - COLLINSVILLE BELT LINE		3	2	40%	5
BEACH HOUSE		5			5
BOONE DRUG & HEALTHCARE AT DEERFIELD			5	100%	5
MINUTECLINIC, DIAGNOSTIC OF TEXAS, LL		4	1	20%	5
BLUE SPRINGS SURGERY CENTER		5			5
FLORIDA HOSPITAL LAKE MARY		5			5
LIVING WATERS MEDICAL CENTER			5	100%	5
BROWNE MEDICAL LLC		3	2	40%	5
MINUTECLINIC 7196		4	1	20%	5
MEDEXPRESS URGENT CARE-NESHANNOCK TWP		4	1	20%	5
KEYSTONE REHABILITATION AND HEALTH CENTER		1	4	80%	5
NORTH SHORE HEMATOLOGY-ONCOLOGY ASSOCIATES, PC		5			5
ADVENTHEALTH MEDICAL GROUP PEDIATRIC & ADOLESCENT		4	1	20%	5
MINUTE CLINIC DIAGNOSTIC OF NORTH CAROLINA		5			5
WILLIAMSBURGH CHAI CARE		4	1	20%	5

COVID-19: testing by laboratory

Data through Mar 8, 2021 verified as of Mar 9, 2021 at 09:25 AM

Data in this report are provisional and subject to change.

The numbers in the table below represent the number of Florida and non-Florida residents for whom test results were received by the Department of Health. A person can be tested by more than one laboratory and can have both positive and negative results. **Therefore, the sum of the numbers in each column will be larger than the total number of people tested.**

Reporting lab	Inconclusive	Negative	Positive	Percent positive	Total
DISCOVERY VILLAGE AT STUART		2	3	60%	5
ADVICE FOR OPTIMAL WELLNESS		2	3	60%	5
MEDICAL CENTER OF BLOUNTSTOWN			5	100%	5
UNIVERSITY OF CHICAGO MEDICAL CENTER LAB			5	100%	5
NOVADX		2	3	60%	5
CVS MA2172POCT NORTH GRAFTON		5			5
MINNESOTA DEPARTMENT OF HEALTH PUBLIC HEALTH LABORATORY DIVISION	1		4	80%	5
QUEST DIAGNOSTICS PSC		1	4	80%	5
SIGNATURE URGENT CARE			5	100%	5
CVS TN7698POCT KNOXVILLE		5			5
MINUTECLINIC DIAGNOSTIC OF TN, PC 6304		3	2	40%	5
SANTOS REHABILITATION CENTER INC			5	100%	5
URGENT CARE COASTAL GA			5	100%	5
Kroger 099 - The Little Clinic Fort Collins		5			5
WHITE WILSON MEDICAL CENTER - FWB		1	4	80%	5
SOUTHEAST GEORGIA HEALTH SYSTEM, INC D		5			5
ALBANY MEDICAL CENTER		4	1	20%	5
MEASE CONTINUING CARE		3	2	40%	5
VA Primary Care Clinic at Meharry		4	1	20%	5
PIEDMONT HOSPITAL LAB			5	100%	5
DOCS URGENT CARE		1	4	80%	5
OCHSNER MEDICAL CENTER			5	100%	5
COVID RAPID LABS			5	100%	5
WINKLER COURT □		3	2	40%	5
STUYVESANT URGENT CARE		5			5
MD NOW MEDICAL CENTER INC			5	100%	5
FINLAY		1	4	80%	5
URGENT MED INC		3	2	40%	5
CVS CT1109POCT BETHEL		5			5
UW MEDICINE VIROLOGY LAB			5	100%	5
LONGWOOD FAMILY MEDICINE		1	4	80%	5
FRESENIUS KIDNEY CARE SOUTH ORLANDO			5	100%	5
BAYSHORE LABORATORY		4	1	20%	5
FLORIDA DEPARTMENT OF HEALTH - INVERNESS		3	2	40%	5
OHSU MOLECULAR MICROBIOLOGY LAB		4	1	20%	5
MEDLAB INC		5			5
MEDEXPRESS URGENT CARE - WEIRTON		5			5
MINUTECLINIC, LLC #7139		5			5
CENTREX CLINICAL LABS INC		5			5
DICKSON MEDICAL ASSOCIATES PC PATH LAB		4	1	20%	5
INTERNAL MEDICINE & PRIMARY CARE ASSOCIATES, PLC			5	100%	5
CVS TN2179POCT MURFREESBORO		5			5
WOODHULL MEDICAL AND MENTAL HEALTH CTR		5			5
PM PEDIATRICS OF BAYSIDE PLLC		5			5
FHPG_EXP CARE PALM HARBOR			5	100%	5
UF HEALTH PATHOLOGY LABORATORIES			5	100%	5

COVID-19: testing by laboratory

Data through Mar 8, 2021 verified as of Mar 9, 2021 at 09:25 AM

Data in this report are provisional and subject to change.

The numbers in the table below represent the number of Florida and non-Florida residents for whom test results were received by the Department of Health. A person can be tested by more than one laboratory and can have both positive and negative results. **Therefore, the sum of the numbers in each column will be larger than the total number of people tested.**

Reporting lab	Inconclusive	Negative	Positive	Percent positive	Total
LABCORP UNSPECIFIED		5			5
REDMED OF CROSSTOWN		2	3	60%	5
CVS GA2147POCT KENNESAW		4	1	20%	5
ST CHARLES BEND LABORATORY		4	1	20%	5
SELECT PHYSICIANS ALLIANCE		5			5
AHF PUBLIC HEALTH LABORATORY			5	100%	5
EGL GENETICS DIAGNOSTICS			5	100%	5
PM PEDIATRICS OF SELDEN		3	2	40%	5
GADSDEN COUNTY HEALTH DEPARTMENT			5	100%	5
OPTUMCARE FLORIDA, LLC		3	2	40%	5
PHYSICIANS IMMEDIATE CARE ELGIN			5	100%	5
PHYSICIANS URGENT CARE BERRY FARMS		4	1	20%	5
ADVENTHEALTH CAR CENTER APOPKA			5	100%	5
PATIENT FIRST - LEESBURG			5	100%	5
TESTD			5	100%	5
MINUTE CLINIC LLC # 2033		4	1	20%	5
CVS SC5479POCT INDIAN LAND		5			5
MINUTECLINIC MINUTECLINIC #921		5			5
GENTLE HANDS MOBILE PHLEBOTOMY			5	100%	5
BIOTECH CLINICAL LABORATORY			5	100%	5
BLUETAIL MEDICAL GROUP, LLC		4	1	20%	5
THE CLINIC OF PEDIATRICS & GI MEDICINE, INC			5	100%	5
CVS MINUTE CLINIC DIAG OF IND LLC #5206		4	1	20%	5
MANATEE COUNTY JAIL		4	1	20%	5
ST JOHNS BIOMEDICAL LAB		5			5
ABSOLUTE HEALTH		5			5
COMMONS AT ORLANDO LUTHERAN TOWERS SNF			5	100%	5
EXPICARE NURSING AGENCY, INC		5			5
MCKENZIE-WILLAMETTE MEDICAL CENTER LAB		5			5
THE UNIVERSITY OF VERMONT MEDICAL CENTER		4	1	20%	5
OCCMED SOLUTIONS		2	3	60%	5
PRINCIPLE HOSPICE SERVICE, LLC			5	100%	5
FHPG FAMILY MEDICAL CENTER OF TAMPA BAY		1	4	80%	5
SELECT PHYSICIANS ALLIANCE PL		5			5
NELSON BIOLOGICAL			5	100%	5
SCOTTS PHARMACY		5			5
JOHN T MACKAY MD			5	100%	5
PEDIATRICS OF CENTRAL FLORIDA - POINCIANA		3	2	40%	5
MINUTE CLINIC, LLC #1434		5			5
NORTHPORT MEDICAL CENTER LAB		5			5
MEDEXPRESS URGENT CARE MORGANTOWN		5			5
LPG PEDIATRICS AT CAPE CORAL		5			5
INDIAN RIVER PRIMARY CARE PA		5			5
CVS PA1671POCT LANCASTER		5			5
MOUNT SINAI BROOKLYN LABORATORY		4	1	20%	5
INFECTION CONTROL/ EMPHEALTH		3	2	40%	5

COVID-19: testing by laboratory

Data through Mar 8, 2021 verified as of Mar 9, 2021 at 09:25 AM

Data in this report are provisional and subject to change.

The numbers in the table below represent the number of Florida and non-Florida residents for whom test results were received by the Department of Health. A person can be tested by more than one laboratory and can have both positive and negative results. **Therefore, the sum of the numbers in each column will be larger than the total number of people tested.**

Reporting lab	Inconclusive	Negative	Positive	Percent positive	Total
BROOKDALE NEW PORT RICHEY			5	100%	5
WEST PACIFIC MEDICAL LABORATORY			5	100%	5
PANCARE HEALTH - ALTHA PUBLIC			5	100%	5
MIAMI MEDICAL CONSULTANT PA			5	100%	5
ENT AND ALLERGY ASSOCIATES OF FLORIDA, LLC			5	100%	5
FRANCES WARDE MEDICAL LABORATORY		2	3	60%	5
Walker BaptistMedCtr		4	1	20%	5
WATERTOWN URGENT CARE PLLC		5			5
SUTTER TRACY COMMUNITY HOSPITAL			5	100%	5
SOUTHERN OCEAN MEDICAL CENTER		5			5
PUTNAM HOSPITAL CENTER LABORATORY		5			5
DAVENPORT PEDIATRICS PA		1	4	80%	5
URGENT CARE OF ERWIN		5			5
SJH			5	100%	5
FORSYTH HOUSE			5	100%	5
CELERION			5	100%	5
AEL KNOXVILLE			5	100%	5
CVS CA9113POCT CHULA VISTA		5			5
APOLLO GARDENS RETIREMENT RESIDENCE CARE		5			5
THE DOCTORS CENTER HEALTHCARE-SOUTHSIDE		1	4	80%	5
MEDEXPRESS URGENT CARE - BECKLEY CROSS		4	1	20%	5
DEPARTMENT OF HEALTH AND HUMAN SERVICES LANSING			5	100%	5
OURMED		4	1	20%	5
AHC Decatur County		5			5
CARL R DARNALL ARMY MEDICAL CENTER			5	100%	5
PEDIATRICS OF ALTAMONTE		5			5
COPELAND MEDICAL CLINIC		3	2	40%	5
PEDIATRIC URGENT HEALTH CARE			5	100%	5
ADVANCED URGENT CARE OF MARATHON		1	4	80%	5
FLORIDA DEPARTMENT OF HEALTH SEMINOLE COUNTY		1	4	80%	5
GREENVILLE MEMORIAL HOSPITAL LAB			5	100%	5
EAST BANK HOSPITAL - UNIVERSITY OF MINNESOTA MEDICAL CENTER			5	100%	5
ALL CHILDREN'S HOSPITAL		1	4	80%	5
ARKANSAS DEPARTMENT OF HEALTH			5	100%	5
QUALITY MEDICAL CARE			5	100%	5
CAREHERE LCS- EUSTIS			5	100%	5
REHABILITATION CENTER AT JUPITER GARDENS		5			5
CVS PA2582POCT SPRINGFIELD		3	2	40%	5
OHIO DEPARTMENT OF HEALTH			5	100%	5
JUPITER ISLAND MEDICAL CLINIC INC		5			5
CVS TN7289POCT SIGNAL MOUNTAIN		5			5
MIAMI CANCER INSTITUTE			5	100%	5
TREASURE ISLE LLC		5			5
GULF COAST VETERANS HCS PANAMA CITY OPC		5			5
UNIVERSITY OF MIAMI / SCCC RESEARCH LABORATORY			5	100%	5
FLORIDA HEALTHCARE OF ORLANDO			5	100%	5

COVID-19: testing by laboratory

Data through Mar 8, 2021 verified as of Mar 9, 2021 at 09:25 AM

Data in this report are provisional and subject to change.

The numbers in the table below represent the number of Florida and non-Florida residents for whom test results were received by the Department of Health. A person can be tested by more than one laboratory and can have both positive and negative results. **Therefore, the sum of the numbers in each column will be larger than the total number of people tested.**

Reporting lab	Inconclusive	Negative	Positive	Percent positive	Total
TALLAHASSEE MEMORIAL HEALTHCARE			5	100%	5
MINUTE CLINIC DIAGNOSTIC MED GRP		4	1	20%	5
HENDRY REGIONAL CONVENIENT CARE CENTER			5	100%	5
WESTMINSTER SHORES			5	100%	5
MEDFIRST URGENT CARE			4	100%	4
PRL NYC PANDEMIC RESPONSE LAB			4	100%	4
CLINICAL LABORATORIES OF THE BUFFALO		3	1	25%	4
EXPRESS TESTING-ONE			4	100%	4
WESLEY CHAPEL INTERNAL MEDICINE AND PEDIATRICS			4	100%	4
ALLIANCE PEDIATRICS PA			4	100%	4
NOT GIVEN		1	3	75%	4
MEDEXPRESS URGENT CARE - WICHITA, S SENECA ST		2	2	50%	4
SIGNATURE CARE MONTROSE		2	2	50%	4
PM PEDIATRICS OF SELDEN PLLC		4			4
MINUTECLINIC DIAGNOSTIC OF KANSAS PA		4			4
CVS PA1193POCT JENKINTOWN		4			4
MEDEXPRESS URGENT CARE PLEASANT HILLS		3	1	25%	4
PINELLAS POINT NURSING AND REHAB			4	100%	4
DEACONESS HOSPITAL			4	100%	4
GASTROENTEROLOGY ASSOC OF PENSACOLA, PA		2	2	50%	4
MEDEXPRESS URGENT CARE LAVALE		4			4
MEMORIAL HEALTHCARE SYSTEM		1	3	75%	4
FIFTH AVENUE PEDIATRICS		3	1	25%	4
DISCOVERY VILLAGE AT DEERWOOD			4	100%	4
CVS GA3766POCT DACULA		2	2	50%	4
MARSHFIELD LABORATORIES			4	100%	4
PANCARE HEALTH YOUNGSTOWN			4	100%	4
GENUS DIAGNOSTICS			4	100%	4
AFFINITY URGENT CARE			4	100%	4
LATCHER LABORATORY OF A O FOX MEMORIAL		2	2	50%	4
MAINE DEPARTMENT OF HEALTH AND HUMAN SERVICES			4	100%	4
ACCENT PHYSICIAN SPECIALISTS PA		4			4
CVS OH3393POCT AURORA		3	1	25%	4
MIAMI COMMUNITY HEALTH CENTER INC		1	3	75%	4
PHYSICIANS IMMEDIATE CARE AURORA			4	100%	4
CVS NC3853POCT BURLINGTON		4			4
CELAL GUROL ERBAY, MD			4	100%	4
Kroger 339 - The Little Clinic Highlands - Bardstown Road		4			4
Oakwood - North Baldwins Center for Living		4			4
RHEA MEDICAL CENTER		4			4
MEDEXPRESS - NEWARK		4			4
GILCHRIST COUNTY HEALTH DEPT			4	100%	4
BENEVA LAKES HEALTHCARE & REHAB CENTER			4	100%	4
DEPARTMENT OF HEALTH AND HUMAN SERVICES		2	2	50%	4
UNION CITY MANOR NURSING CENTER		4			4
PLAINVIEW PRIMARY CARE		4			4

COVID-19: testing by laboratory

Data through Mar 8, 2021 verified as of Mar 9, 2021 at 09:25 AM

Data in this report are provisional and subject to change.

The numbers in the table below represent the number of Florida and non-Florida residents for whom test results were received by the Department of Health. A person can be tested by more than one laboratory and can have both positive and negative results. **Therefore, the sum of the numbers in each column will be larger than the total number of people tested.**

Reporting lab	Inconclusive	Negative	Positive	Percent positive	Total
DTR LABS		3	1	25%	4
LIFE CARE HOME HEALTH SERVICES LLC		1	3	75%	4
ADVANCED URGENT CARE LLC		1	3	75%	4
CVS GA7064POCT STOCKBRIDGE		4			4
FLORENCE - HUNTSVILLE HOSPITAL URGENT CARE		3	1	25%	4
ADVENTHEALTH MEDICAL GROUP PEDIATRICS		1	3	75%	4
MEDEXPRESS URGENT CARE - MOUNTAIN HOME		3	1	25%	4
CFP PHYSICIANS GROUP			4	100%	4
COMMUNITY HEALTH CENTER OF WEST PALM BEACH			4	100%	4
COMPREHENSIVE CLINICAL RESEARCH, LLC			4	100%	4
MINUTE CLINIC #8979		4			4
CVS SC2736POCT MURRELLS INLET		4			4
CVS NC2313POCT RALEIGH		3	1	25%	4
JOSEF SCHENKER, MD, PC		4			4
MINUTECLINIC DIAGNOSTIC OF WISCONSIN, LLC		4			4
PDL PHARMACY CORP			4	100%	4
THE LITTLE CLINIC			4	100%	4
MINUTECLINIC DIAGNOSTIC OF OHIO #2964		4			4
REELFOOT FAMILY WALK IN CLINIC		3	1	25%	4
DYNACARE LABORATORIES			4	100%	4
BETHPAGE EXTENDED HOURS CENTER		4			4
MINUTECLINIC DIAG OF IND LLC #6840		4			4
THONOTOSASSA COMMUNITY HEALTH CENTER		1	3	75%	4
CVS MA394POCT SEEKONK		4			4
SHARP MEMORIAL HOSPITAL MICROBIOLOGY DEPT			4	100%	4
CVS SC2269POCT COLUMBIA		3	1	25%	4
HENDRY/GLADES COUNTY HEALTH DEPARTMENT		3	1	25%	4
MINUTECLINIC DIANOSTIC OF VIRGINIA, LL		3	1	25%	4
CVS NV2928POCT LAS VEGAS		4			4
FHCP - ORMOND BEACH			4	100%	4
FAMILY MEDICINE AT WATERMAN		4			4
APOPKA FAMILY HEALTH CENTER		3	1	25%	4
BUCKINGHAM PLACE ALF		4			4
EMORY UNIVERSITY HOSPITAL		1	3	75%	4
CHIEFLAND MEDICAL CENTER			4	100%	4
SIGNATURE CARE EMERGENCY CENTER		2	2	50%	4
CENTERPLACE HEALTH, INC			4	100%	4
CAPE COD HOSPITAL			4	100%	4
Mill Valley Care Center		4			4
LEON MEDICAL CENTERS, LLC			4	100%	4
CVS MINUTE CLINIC DIAGNOSTIC OF TEXAS		3	1	25%	4
NAVAL MEDICAL CENTER SAN DIEGO			4	100%	4
CVS NY549POCT RIDGEWOOD		2	2	50%	4
MEDEXPRESS URGENT CARE - SOUTH PARKERSBURG		4			4
MINUTECLINIC OF NEVADA-2955 S FT APACH		4			4
Robert Wood Johnson University Hospital		3	1	25%	4

COVID-19: testing by laboratory

Data through Mar 8, 2021 verified as of Mar 9, 2021 at 09:25 AM

Data in this report are provisional and subject to change.

The numbers in the table below represent the number of Florida and non-Florida residents for whom test results were received by the Department of Health. A person can be tested by more than one laboratory and can have both positive and negative results. **Therefore, the sum of the numbers in each column will be larger than the total number of people tested.**

Reporting lab	Inconclusive	Negative	Positive	Percent positive	Total
CALIFORNIA DEPARTMENT OF PUBLIC HEALTH			4	100%	4
FLORIDA CANCER SPECIALISTS AND RESEARCH		2	2	50%	4
Kroger 752 - The Little Clinic Central Station		3	1	25%	4
State Lab Unspecifd			4	100%	4
MEDEXPRESS URGENT CARE - WALDORF, CRAIN HWY		4			4
CAREATC, INC.			4	100%	4
INVERNESS FAMILY CARE HIGH RISK PLLC			4	100%	4
CAREWELL URGENT CARE			4	100%	4
Bon Secours Place		3	1	25%	4
PARADIGM LABORATORIES			4	100%	4
L3HARRIS FAMILY MEDICAL CENTER			4	100%	4
ADVANCED PEDIATRICS OF BOCA LLC			4	100%	4
MINUTE-CLINIC DIAGNOSTIC OF VIRGINIA, LLC		4			4
ELDER ALTERNATIVES INC		3	1	25%	4
ROAN DRUG COMPANY LLC		4			4
FLORIDA HEALTH CARE PLANS STIRLING CENTER			4	100%	4
MEDEXPRESS URGENT CARE - SUMMERSVILLE, WEBSTER RD		4			4
FLORIDA HEART AND VASCULAR			4	100%	4
REHABILITATION CENTER OF WINTER PARK,THE			4	100%	4
ST. MARY'S HOSPITAL			4	100%	4
HARBOUR ISLAND PEDIATRICS LLC			4	100%	4
TRIDENT BIOMETRICS		3	1	25%	4
MORGAN STANLEY HEALTH CENTER		4			4
MINUTECLINIC, LLC #5707		4			4
NORTH OKALOOSA CLINIC CORP		1	3	75%	4
SINAI PLAZA NURSING AND REHAB CENTER			4	100%	4
SUMNER REGIONAL MEDICAL CENTER		3	1	25%	4
DIAMOND SPEEDWAY DIALYSIS		1	3	75%	4
WILLIAM A HINTON STATE LABORATORY INSTITUTE		1	3	75%	4
URGENT CARE - OCONEE		2	2	50%	4
CAPITAL HEALTH LABORATORY INC			4	100%	4
THE RETREAT AT PORT ORANGE			4	100%	4
MD NOW URGENT CARE - DELRAY WEST			4	100%	4
COVENIENT CARE MEDICAL CLINIC			4	100%	4
INTERMARKET FACILITY			4	100%	4
PILGRIM PHARMACY INC		4			4
BAPTIST HEALTH MEDICAL CENTER			4	100%	4
MINUTECLINIC DIAG OF IND LLC #1138		3	1	25%	4
BIOTEST PLASMA CENTER		4			4
CVS TX10140POCT THE WOODLANDS		4			4
FCHC (OB)-DARWIN SQUARE CTR.			4	100%	4
CARE ONE PRIMARY CARE			4	100%	4
COMMUNITY PHYSICIANS OF NORTH PORT PA			4	100%	4
CORTLAND REGIONAL MEDICAL CENTER		4			4
DEPARTMENT OF PATHOLOGY ROME MEMORIAL		3	1	25%	4
LOUISIANA DEPT. OF HEALTH AND HOSPITALS-INFECTIOUS DISEASE EPI SECTION			4	100%	4

COVID-19: testing by laboratory

Data through Mar 8, 2021 verified as of Mar 9, 2021 at 09:25 AM

Data in this report are provisional and subject to change.

The numbers in the table below represent the number of Florida and non-Florida residents for whom test results were received by the Department of Health. A person can be tested by more than one laboratory and can have both positive and negative results. **Therefore, the sum of the numbers in each column will be larger than the total number of people tested.**

Reporting lab	Inconclusive	Negative	Positive	Percent positive	Total
VITAL CARE URGENT CARE			4	100%	4
STONE CLINICAL LABORATORIES OF FL LLC		4			4
CVS IN5696POCT FORT WAYNE		4			4
MINUTE CLINIC DIAGNOSTIC OF VIRGINIA, LLC #1905		4			4
CONSULATE HEATH CARE AT WEST ALTAMONTE			4	100%	4
ASCENDI HOME HEALTH AGENCY INC			4	100%	4
CVS IL8751POCT CHICAGO		4			4
COVID TESTING LLC			4	100%	4
CONSOLIDATED LABORATORY SERVICES			4	100%	4
MEDEXPRESS URGENT CARE - TULSA, S YALE AVE		4			4
LIFEHOPE LABS			4	100%	4
MEDEXPRESS URGENT CARE-SCOTT TOWNSHIP		3	1	25%	4
SOUTHEASTERN REGIONAL MEDICAL CENTER			4	100%	4
MEDEXPRESS URGENT CARE - TEAYS VALLEY		3	1	25%	4
WALGREENS #10972	1	3			4
CLINICAL PATHOLOGY LABORATORIES			4	100%	4
Grace Rehabilitation of Vero Beach		4			4
PANCARE HEALTH - PONCE DE LEON			4	100%	4
CVS NJ862POCT MARLBORO		4			4
CVS OH3080POCT HUBER HEIGHTS		4			4
MEDEXPRESS URGENT CARE - SOMERSET TOWNSHIP		4			4
MEDEXPRESS URGENT CARE - MARKHAM STREE		3	1	25%	4
FISHERMEN'S HOSPITAL			4	100%	4
OVIEDO CHILDRENS HEALTH CENTER LLC		1	3	75%	4
SOUTHWESTERN REGIONAL MEDICAL CENTER - TULSA		4			4
BARTON MEMORIAL HOSPITAL		3	1	25%	4
Park Ridge Nursing Center		3	1	25%	4
CVS TX7821POCT LEAGUE CITY		4			4
CVS M05655POCT LIBERTY		1	3	75%	4
CVS GA2841POCT LAWRENCEVILLE		4			4
WOMEN'S CARE FLORIDA, LLC		4			4
MINUTECLINIC DIAG OF IND, LLC #6472		4			4
CVS PA4077POCT BELLE VERNON		4			4
INTRACOASTAL LABS INC		4			4
CARENOW URGENT CARE - WINTER SPRINGS		3	1	25%	4
MEDICINE SHOPPE #1306 THE		3	1	25%	4
MINUTECLINIC DIAG OF IND, LLC #6910		4			4
MEDEXPRESS URGENT CARE-PASADENA		4			4
CVS TX7162POCT HOUSTON		4			4
LAKE FOREST PARK OP CO LLC		4			4
CVS IL8747POCT CHICAGO		4			4
ST PETE DIRECT PRIMARY CARE		2	2	50%	4
CVS MD2956POCT NEW MARKET		3	1	25%	4
CVS CT718POCT ANSONIA		4			4
OKLAHOMA STATE UNIVERSITY DIAGNOSTIC LAB			4	100%	4
RIVER CITY MEDICAL ASSOCIATES INC			4	100%	4

COVID-19: testing by laboratory

Data through Mar 8, 2021 verified as of Mar 9, 2021 at 09:25 AM

Data in this report are provisional and subject to change.

The numbers in the table below represent the number of Florida and non-Florida residents for whom test results were received by the Department of Health. A person can be tested by more than one laboratory and can have both positive and negative results. **Therefore, the sum of the numbers in each column will be larger than the total number of people tested.**

Reporting lab	Inconclusive	Negative	Positive	Percent positive	Total
CVS OH2342POCT WEST CHESTER		3	1	25%	4
NEMOURS CHILDREN'S CLINIC			4	100%	4
Crowne Health Care of Montgomery		4			4
FLORIDA MEDICAL ASSOCIATES LLC			4	100%	4
OMNICARE PHARMACY OF TEXAS 1		4			4
ORANGE COUNTY HEALTH DEPARTMENT		2	2	50%	4
MINUTECLINIC DIAGNOSTIC OF SC, LLC #4		4			4
ASCENSION ST VINCENT'S MEDICAL CENTER		3	1	25%	4
CVS MD1515POCT LEONARDTOWN		3	1	25%	4
CULLMAN REGIONAL MEDICAL CENTER		3	1	25%	4
RELIANT ACUTE CARE			4	100%	4
ARC POINT LABS OF AUSTIN NORTH			4	100%	4
FAMILY MEDICINE AT WINTER PARK			4	100%	4
ALVARO J DANGOND MD PA		4			4
HUNT CLUB MEDICAL CARE			4	100%	4
MINUTECLINIC DIAGNOSTIC MED GRP OF ORA		3	1	25%	4
REGIONAL MEDICAL LAB			4	100%	4
BOND & STEELE CLINIC PA D/B/A BOND CLINIC PA		4			4
MEDEXPRESS URGENT CARE HUNTINGTON		4			4
CVS NJ836POCT RUNNEMEDE		4			4
ACCESS RECOVERY SOLUTIONS LLC			4	100%	4
MEDEXPRESS - NEW CASTLE, DUPONT HWY		4			4
CVS MA2297677CV BOSTON		4			4
MAILBOX DIAGNOSTICS		2	2	50%	4
WALGREENS #07034		4			4
EPI			4	100%	4
MONROE COUNTY DEPT OF PUBLIC HEALTH ST		4			4
GUTHRIE MEDICAL GROUP - CORNING		3	1	25%	4
PELICAN LANDING		1	3	75%	4
MEDEXPRESS URGENT CARE - MBURG COMMONS		4			4
CVS NC2771POCT CLAYTON		3	1	25%	4
VIDANT MEDICAL CENTER			4	100%	4
CVS PA258POCT MCKEES ROCKS		4			4
SOUTH FLORIDA PEDIATRIC PARTNERS			4	100%	4
MEDEXPRESS URGENT CARE - KOKOMO		4			4
TAPESTRY TALLAHASSEE WALDEN		4			4
NEULIFE NEUROLOGICAL SERVICES LLC			4	100%	4
DERMATOLOGY SPECIALISTS OF FL - DR. JON WARD			4	100%	4
HCR ManorCare Greentree		4			4
HOME DOCS		2	2	50%	4
CVS TX8387POCT AUSTIN		4			4
MONROE URGENT CARE		3	1	25%	4
MEDEXPRESS URGENT CARE, FAIRMONT		4			4
WINCHESTER MEDICAL CENTER			4	100%	4
CITY OF SANFORD EMPLOYEE HEALTH AND		4			4
LAKE MARY PEDIATRICS			4	100%	4

COVID-19: testing by laboratory

Data through Mar 8, 2021 verified as of Mar 9, 2021 at 09:25 AM

Data in this report are provisional and subject to change.

The numbers in the table below represent the number of Florida and non-Florida residents for whom test results were received by the Department of Health. A person can be tested by more than one laboratory and can have both positive and negative results. **Therefore, the sum of the numbers in each column will be larger than the total number of people tested.**

Reporting lab	Inconclusive	Negative	Positive	Percent positive	Total
PRIMECARE		2	2	50%	4
MINUTECLINIC DIAG OF IND LLC #1367		4			4
MED EXPRESS URGENT CARE PC - MARYLAND		3	1	25%	4
Kroger 895 - The Little Clinic Green Hills		4			4
CHILDREN'S MEDICAL GROUP		4			4
HEALTHCARE NETWORK OF SOUTHWEST FLORIDA			4	100%	4
CVS OH3458POCT BEAVERCREEK		4			4
DIAGNOSTIC & MEDICAL SPECIALISTS OF GREENWICH		2	2	50%	4
Health Care Center of Jacksonville			4	100%	4
INFINITI LABS INC			4	100%	4
AHC of Mckenzie		4			4
FRESENIUS MEDICAL CARE			4	100%	4
CVS TN4624POCT KNOXVILLE		3	1	25%	4
MEMORIAL HEALTH CARE SYSTEMS			4	100%	4
JFK INTERNAL MEDICINE FACULTY PRACTICE		2	2	50%	4
Heartland of Boynton Beach			4	100%	4
AFTER HOURS PEDS			4	100%	4
POWERS PEDIATRICS			4	100%	4
INDUSTRY LAB DIAGNOSTIC PARTNERS			4	100%	4
MINUTECLINIC MINUTECLINIC #3665		4			4
KENTUCKY CABINET FOR HEALTH AND FAMILY SERVICES			4	100%	4
ARCPPOINT LABS OF FORT LAUDERDALE, FL CENTRAL		1	3	75%	4
CAPTAIN JAMES A. LOVELL FEDERAL HEALTHCARE CENTER			4	100%	4
CVS OH6149POCT UPPER ARLINGTON		2	2	50%	4
DASCENA LABORATORY			4	100%	4
DEPARTMENT OF HEALTH/ NEW YORK			4	100%	4
FLORIDA HOSPITAL ALTAMONTE		2	2	50%	4
UF HEALTH PATHOLOGY LABORATORIES			4	100%	4
MINUTECLINIC DIAGNOSTIC MED GRP OF SAN		3	1	25%	4
CAREWELL 202			4	100%	4
CVS NC7213POCT MATTHEWS		4			4
PHYSICIANS QUALITY CARE			4	100%	4
MINUTE-CLINIC DIAGNOSTIC OF VIRGINIA,		4			4
BIOREFERENCE LABORATORIES			4	100%	4
Kroger 959 - The Little Clinic Carmel		4			4
USCG SECTOR ST PETE		1	3	75%	4
CVS NV9841POCT RENO		2	2	50%	4
BAYLOR ESOTERIC AND MOLECULAR LAB			4	100%	4
MINUTE CLINIC, LLC #4650		4			4
LPG COCONUT POINT - FAMILY/ INTERNAL MEDICINE		4			4
IMIC INC RESEARCH			4	100%	4
TARPON SPRINGS PEDIATRICS, LLC			4	100%	4
Metro West Nursing and Rehab			4	100%	4
AIREVAC INTERNATIONAL		4			4
AURORA BAYCARE UROLOGY			4	100%	4
ELIZABETH CITY HEALTH & REHABILITATION		4			4

COVID-19: testing by laboratory

Data through Mar 8, 2021 verified as of Mar 9, 2021 at 09:25 AM

Data in this report are provisional and subject to change.

The numbers in the table below represent the number of Florida and non-Florida residents for whom test results were received by the Department of Health. A person can be tested by more than one laboratory and can have both positive and negative results. **Therefore, the sum of the numbers in each column will be larger than the total number of people tested.**

Reporting lab	Inconclusive	Negative	Positive	Percent positive	Total
CVS CA9715POCT THOUSAND OAKS		4			4
LIVERNE HEALTH AND REHABILITATION		4			4
SOUTHLAND SUITES OF LAKE LAND			4	100%	4
CVS PA1296POCT DREXEL HILL		3	1	25%	4
HAMPTON ALF AT 24TH ROAD LLC			4	100%	4
LPG PRIMARY CARE AT CAPE CORAL PARKWAY		4			4
MARION AND BERNARD L SAMSON NURSING CENTER			4	100%	4
HEART OF FLORIDA HEALTH CENTER INC		1	3	75%	4
Kroger 125 - The Little Clinic Castle Rock		3	1	25%	4
ManorCare Rehabilitation Center- Decatur		4			4
ELITE MEDICAL CENTER			4	100%	4
THE OASIS ALF		4			4
TRUE HEALTH- HOFFNER		3	1	25%	4
CRESTAR LABS		2	2	50%	4
TMH PHYSICIAN PARTNERS SOUTHWOOD		1	3	75%	4
CORIZON HEALTH INC			4	100%	4
MONTANA DEPARTMENT OF PUBLIC HEALTH & HUMAN SERVICES			4	100%	4
FAMILY MEDICAL CLINIC HOMESTEAD, LLC			4	100%	4
MINUTECLINIC DIAGNOSTIC OF PENNSYLVAN		3	1	25%	4
MEDEXPRESS URGENT CARE SHADYSIDE		3	1	25%	4
MEDEXPRESS URGENT CARE - FREDERICK		4			4
UNC HOSPITAL/MCLENDON CLINICAL LABORATORIES			4	100%	4
UNIVERSITY OF MIAMI STUDENT HEALTH SERVICE			4	100%	4
CVS GA2236POCT WOODSTOCK		4			4
ADVENTHEALTH NEW SMYRNA BEACH COMMUNITY HEALTH			4	100%	4
EXTENDICARE HEALTH & REHAB CENTER		4			4
SOUTH FLORIDA RESEARCH ORGANIZATION			4	100%	4
CVS M08556POCT KANSAS CITY		4			4
CVS HEALTH, #1994		3	1	25%	4
REFUGE A HEALING PLACE, THE			4	100%	4
BEECHTREE MOLECULAR LAB LLC			4	100%	4
MINUTECLINIC DIAGNOSTIC OF OHIO #4401		4			4
MINUTECLINIC DIAGNOSTIC OF NORTH CAROLINA PC #7054		3	1	25%	4
NASSAU UNIVERSITY MEDICAL CENTER DEPT		3	1	25%	4
MEDEXPRESS URGENT CARE - HOLLINS		4			4
MD ANDERSON			4	100%	4
SARAH LAWRENCE COLLEGE HEALTH SERVICES		4			4
Kroger 124 - The Little Clinic University		3	1	25%	4
CVS MINUTE CLINIC DIAGNOSTIC OF KANSAS, PA		4			4
WYOMING PUBLIC HEALTH LAB			4	100%	4
CVS PA813POCT RICHBORO		4			4
GUIDEWELL EMERGENCY MEDICINE DOCTORS LLC #33			4	100%	4
1ST PRIORITY LAB SERVICES		4			4
WEXFORD HEALTH SOURCES INC		4			4
OCALA REGIONAL KIDNEY CENTER EAST		2	2	50%	4
MINUTECLINIC DIAGNOSTICS OF IND LLC		2	2	50%	4

COVID-19: testing by laboratory

Data through Mar 8, 2021 verified as of Mar 9, 2021 at 09:25 AM

Data in this report are provisional and subject to change.

The numbers in the table below represent the number of Florida and non-Florida residents for whom test results were received by the Department of Health. A person can be tested by more than one laboratory and can have both positive and negative results. **Therefore, the sum of the numbers in each column will be larger than the total number of people tested.**

Reporting lab	Inconclusive	Negative	Positive	Percent positive	Total
CULLMAN REGIONAL URGENT CARE		3	1	25%	4
MEDICAL CENTER ENTERPRISE			4	100%	4
HARBORCHASE OF VILLAGES CROSSING			4	100%	4
CELEBRATION PEDIATRICS			4	100%	4
CVS NC5532POCT SUMMERFIELD		4			4
Westminster Manor		3	1	25%	4
PRINCETON BMC LABORATORY		4			4
ENCOMPASS HOME HEALTH		4			4
Millennium Nursing & Rehab Center		4			4
MINUTE CLINIC DIAGNOSTIC OF VIRGINIA, LLC #7543		4			4
MINUTECLINIC DIAG OF IND, LLC #10190		4			4
MINUTECLINIC DIAGNOSTIC OF VIRGINIA, LLC #1656		4			4
GENEVA GENERAL HOSPITAL LABORATORY		3	1	25%	4
CVS CA8850POCT HUNTINGTON BEACH		3	1	25%	4
CVS OH3301POCT WOODMERE		4			4
IMMUNOGENOMICS LLC		1	3	75%	4
PEACEHEALTH LABORATORIES		3	1	25%	4
WALGREENS #07936		4			4
CLINICAL ASSOCIATES OF ORLANDO LLC		4			4
STEBEN COUNTY PUBLIC HEALTH		4			4
Calusa Harbour			4	100%	4
OHIO CVS STORES		3	1	25%	4
MINUTECLINIC DIAG OF IND, LLC #6648		3	1	25%	4
MINUTECLINIC, LLC #1452		4			4
MASSASHUSETTS STATE LAB INSTITUTE		1	3	75%	4
UNIVERSITY OF WASHINGTON MEDICAL CENTER (UWMC) EMERGENCY DEPT.			4	100%	4
ManorCare Health Services Camp Hill		4			4
PALM BEACH CANCER INSTITUTE			4	100%	4
OPTUM OF RED ROAD		4			4
BELLIN HEALTH LAB		1	3	75%	4
SunTerrace Health Care Center		3	1	25%	4
MERCY URGENT CARE			4	100%	4
MEDEXPRESS URGENT CARE - LOGAN		4			4
HEALTHY MINORS PEDIATRIC URGENT CARE		4			4
MEDEXPRESS URGENT CARE- FORT WORTH N T		4			4
SONIC REFERENCE LABORATORY			4	100%	4
SANFORD SOUTH UNIVERSITY		4			4
RML PHARMACY PC		4			4
ADVENT HEALTH - TUSKAWILLA		4			4
PORT ORANGE NURSING & REHAB			4	100%	4
LPG PRIMARY CARE AT MATTHEW DRIVE		4			4
UNIVERISTY OF MIAMI			4	100%	4
DEPT OF VA MEDICAL CENTER - RICHMOND		3	1	25%	4
AUSTIN PUBLIC HEALTH			3	100%	3
WEST TN HEALTH MED NORTH		3			3
UNIVERSITY OF KANSAS MEDICAL CENTER			3	100%	3

COVID-19: testing by laboratory

Data through Mar 8, 2021 verified as of Mar 9, 2021 at 09:25 AM

Data in this report are provisional and subject to change.

The numbers in the table below represent the number of Florida and non-Florida residents for whom test results were received by the Department of Health. A person can be tested by more than one laboratory and can have both positive and negative results. **Therefore, the sum of the numbers in each column will be larger than the total number of people tested.**

Reporting lab	Inconclusive	Negative	Positive	Percent positive	Total
ASPEN VALLEY HOSPITAL			3	100%	3
MEDEXPRESS URGENT CARE - WHEELING		2	1	33%	3
BVM THE BRIDGES LLC		3			3
MEDEXPRESS URGENT CARE, CHAMBERSBURG		2	1	33%	3
RUSSELL SAGE COLLEGE WELLNESS CENTER		3			3
NOVANT HEALTH PRESBYTERIAN		2	1	33%	3
JOHNNIE RUTH CLARKE LAB			3	100%	3
ADVANCED URGENT CARE CENTER OF THE UPPER KEYS		1	2	67%	3
NORTH SHORE HOSP. INFECTION CONTROL			3	100%	3
HARBORCHASE OF GAINESVILLE			3	100%	3
MEDEXPRESS-HOUSTON EAST FWY		1	2	67%	3
WINDSOR AT OCALA		2	1	33%	3
BRADENTON PHYSICIAN MEDICAL CENTER			3	100%	3
TIFTON CARECONNECT URGENT CARE			3	100%	3
FAMILY FIRST PEDIATRICS			3	100%	3
Village on the Green			3	100%	3
STEAMBOAT EMERGENCY CENTER			3	100%	3
OWL NOW URGENT CARE			3	100%	3
FHPG TAMPA PRIMARY CARE			3	100%	3
TAYLOR MANOR		1	2	67%	3
TIEHH BIOTERRORISM RESPONSE LAB			3	100%	3
MANORCARE NURSING & REHABILITATION CENTER-NAPLES		3			3
CITY OF LAKE MARY EMPLOYEE HEALTH CENTER		3			3
CVS IL4778POCT EVANSTON		3			3
MINUTECLINIC DIAGNOSTIC OF MICHIGAN, P		3			3
CVS SC1540POCT MYRTLE BEACH		2	1	33%	3
CROSSROADS URGENT CARE PLLC		3			3
OLEAN GENERAL HOSPITAL		3			3
CVS PA1379POCT LANSDALE		3			3
CROSSVILLE MEDICAL GROUP		1	2	67%	3
Kroger 186 - The Little Clinic Holiday Manor		2	1	33%	3
MALABAR FAMILY PRACTICE		1	2	67%	3
NYC PUBLIC HEALTH LABS			3	100%	3
ADVENTHEALTH MEDICAL GROUP INTERNAL MEDICINE AT		1	2	67%	3
DEPARTMENT OF HEALTH AND HUMAN SERVICES DIVISION OF BEHAVIORAL HEALTH		1	2	67%	3
HOPE HEALTH CARE, LLC		3			3
Kroger 635 - The Little Clinic Dacula		3			3
BAPTIST HOSPITAL NURSING/PATIENT CARE			3	100%	3
QUALITY LABORATORY SERVICE		2	1	33%	3
Hunterdon Medical Center Laboratory		3			3
BLACKWATER RIVER			3	100%	3
VILLAGES HEALTH, THE		3			3
THOMAS LANGLEY			3	100%	3
Kroger 522 - The Little Clinic Gahanna		2	1	33%	3
NORTHWEST FLORIDA CLINICAL LAB		1	2	67%	3
SARASOTA PERSONAL MEDICINE		2	1	33%	3

COVID-19: testing by laboratory

Data through Mar 8, 2021 verified as of Mar 9, 2021 at 09:25 AM

Data in this report are provisional and subject to change.

The numbers in the table below represent the number of Florida and non-Florida residents for whom test results were received by the Department of Health. A person can be tested by more than one laboratory and can have both positive and negative results. **Therefore, the sum of the numbers in each column will be larger than the total number of people tested.**

Reporting lab	Inconclusive	Negative	Positive	Percent positive	Total
MEDEXPRESS URGENT CARE - WAXAHACHIE, N HIGHWAY 77		1	2	67%	3
NORTH CAROLINA DEPT OF HEALTH & HUMAN SRVCS STATE LAB OF PUBLIC HEALTH			3	100%	3
GARCIA MORALES NELSON			3	100%	3
NEWSTAR MEDICAL LABORATORIES		3			3
INTERNAL MEDICINE & PEDIATRICS WELLNESS CENTER			3	100%	3
PUBLIC HEALTH TRUST OF MIAMI DADE COUNTY			3	100%	3
CVS MA594POCT FALMOUTH		3			3
WALGREENS #07502		3			3
GAINESVILLE PEDIATRIC ASSOCIATES			3	100%	3
GO PATH LABORATORIES			3	100%	3
MEDEXPRESS URGENT CARE-CLOQUET		3			3
MPG JACKSONVILLE ATLANTIC BLVD		1	2	67%	3
PINELLAS PARK HEALTH CENTER - PINELLAS CHD		1	2	67%	3
PEDIATRICS BY THE SEA JOG RD OFFICE			3	100%	3
SEMINOLE FAMILY HEALTH CENTER		3			3
MARRA'S PHARMACY		3			3
LEE CONVENIENT CARE AT SUMMERLIN			3	100%	3
MICHIGAN HEALTH CLINIC LABORATORIES		2	1	33%	3
CVS MD1881POCT DUNKIRK		3			3
EAST NAPLES PEDIATRICS			3	100%	3
LIVINGSTON COUNTY DEPT OF HEALTH REPRO			3	100%	3
COOPER UNIVERSITY HOSPITAL LABORATORY		2	1	33%	3
VIRGINIA DEPARTMENT OF HEALTH DIVISION OF			3	100%	3
PARRISH MEDICAL CENTER-WAIVED TESTING		3			3
SUNSHINE STATE DIALYSIS			3	100%	3
ADVENT HEALTH - CENTRAL PASCO ER			3	100%	3
VIRGINIA DIVISION OF CONSOLIDATED LABORATORIES			3	100%	3
HELIX MEDICAL CENTERS		1	2	67%	3
MINUTECLINIC DIAGNOSTIC OF WISCONSIN,		3			3
MEDEXPRESS URGENT CARE - RICHMOND, W BROAD ST		3			3
NORTHERN LIGHT LABORATORY		1	2	67%	3
LEESBURG REGIONAL MEDICAL CENTER URGENT CARE			3	100%	3
BETTERMED URGENT CARE			3	100%	3
SCRIPPS CLINIC MEDICAL			3	100%	3
FAMILY TREE MEDICAL GROUP PA		2	1	33%	3
MOBIL LAB FOR ALL INC		3			3
CVS KS676POCT LAWRENCE		2	1	33%	3
MEDEXPRESS URGENT CARE, HERMITAGE		1	2	67%	3
VELOCITY CARE			3	100%	3
ALLIANCE LABS @LRMC			3	100%	3
WINDER NURSING INC DBA WINDER HEALTH CARE		3			3
GRADY MEMORIAL HOSPITAL/MICRO			3	100%	3
GREATER MOBILE URGENT CARE - SPRINGHILL			3	100%	3
LITTLE SPURS PEDIATRIC URGENT CARE		1	2	67%	3
MD ANDERSON CANCER CENTER DI BAY AREA			3	100%	3
NEMOURS CHILDRENS PRIMARY CARE MAITLAND			3	100%	3

COVID-19: testing by laboratory

Data through Mar 8, 2021 verified as of Mar 9, 2021 at 09:25 AM

Data in this report are provisional and subject to change.

The numbers in the table below represent the number of Florida and non-Florida residents for whom test results were received by the Department of Health. A person can be tested by more than one laboratory and can have both positive and negative results. **Therefore, the sum of the numbers in each column will be larger than the total number of people tested.**

Reporting lab	Inconclusive	Negative	Positive	Percent positive	Total
NC STATE LABORATORY OF PUBLIC HEALTH		3			3
FLORIDA LABORATORY ANALYSIS, LLC			3	100%	3
Westside Terrace		3			3
SHANDS AT LAKE SHORE LAB		1	2	67%	3
BRIGHAM AND WOMEN'S HOSPITAL			3	100%	3
BROOKDALE SENIOR LIVING			3	100%	3
CVS MD4371POCT OCEAN CITY		3			3
SCHIFF CENTER FOR LIVER DISEASES		1	2	67%	3
MINUTECLINIC DIAGNOSTIC OF NORTH CARO		3			3
ADVANCED MEDICAL RESEARCH CENTER LLC			3	100%	3
LPG PEDIATRICS AT LEHIGH ACRES		2	1	33%	3
CVS NC7548POCT FUQUAY VARINA		2	1	33%	3
SOLERA SPECIALTY PHARMACY LLC		2	1	33%	3
2412 LEBANON PIKE		2	1	33%	3
ORLANDO REGIONAL HEALTH SERVICES		1	2	67%	3
Magnolia Health and Rehab Center			3	100%	3
PREMIER PEDIATRICS			3	100%	3
OHIO HEALTH DOCTORS HOSPITAL			3	100%	3
TUFTS MEDICAL CENTER			3	100%	3
TERRACE OF ST CLOUD, THE		2	1	33%	3
BRANDON REGIONAL EMERGENCY CTR			3	100%	3
LEGACY ER AND URGENT CARE			3	100%	3
DOCTORS HOSPITAL RENAISSANCE			3	100%	3
QHG OF ENTERPRISE INC (DBA MEDICAL CTR		3			3
Kroger 387 - The Little Clinic Hubbards Lane		3			3
WELLSTAR KENNESTONE HOSPITAL			3	100%	3
OPTUM PRIMARY CARE - SILVER LAKES			3	100%	3
ANN STORCK CENTER INC		3			3
FLORIDA GASTROENTEROLOGY ASSOCIATES PA		3			3
EAST TENNESSEE CHILDREN'S HOSPITAL		2	1	33%	3
COMMUNITY MEDICAL CENTER			3	100%	3
HOMELAND CENTER		3			3
DOCTOR 4 U CLINIC		1	2	67%	3
COVENANT PEDIATRICS		1	2	67%	3
HEALTHQUEST, INC		2	1	33%	3
GENDERXPRESS/PICTURE ME PERFECT IMAGING			3	100%	3
MINUTECLINIC DIAGNOSTIC OF OHIO #6147		2	1	33%	3
MID FLORIDA CLINICAL LABORATORY		2	1	33%	3
Kroger 448 - The Little Clinic Mason		3			3
GROVES CENTER			3	100%	3
MARYLAND STATE DEPT OF HEALTH	2		1	33%	3
MARTHA A PRICE MD PA		1	2	67%	3
CVS IN3975POCT JEFFERSONVILLE		2	1	33%	3
FULGENT GENETICS HOUSTON		3			3
SUN TERRACE HEALTH CARE CENTER			3	100%	3
SPARROW CENTRAL LAB			3	100%	3

COVID-19: testing by laboratory

Data through Mar 8, 2021 verified as of Mar 9, 2021 at 09:25 AM

Data in this report are provisional and subject to change.

The numbers in the table below represent the number of Florida and non-Florida residents for whom test results were received by the Department of Health. A person can be tested by more than one laboratory and can have both positive and negative results. **Therefore, the sum of the numbers in each column will be larger than the total number of people tested.**

Reporting lab	Inconclusive	Negative	Positive	Percent positive	Total
MINUTECLINIC DIAG OF IND, LLC #6483		1	2	67%	3
LAHEY CLINIC MEDICAL CENTER			3	100%	3
MEDICAL CITY DALLAS HOSPITAL			3	100%	3
ALL4KIDZ PEDIATRICS LLC		2	1	33%	3
MEDIC INFUSION PA		3			3
NDX-CORE LAB			3	100%	3
NORTHCREST MEDICAL CENTER		1	2	67%	3
MINUTECLINIC LLC #5176			3	100%	3
Concordia Village of Tampa			3	100%	3
Kroger 388 - The Little Clinic Braelinn Village		3			3
BAPTIST PRIMARY CARE FERNANDINA BEACH			3	100%	3
ESCO DRUG CO INC		3			3
LRHS Florida Poly Tech		3			3
CENTRAL JERSEY URGENT CARE OF BROWN MI		3			3
NYU WINTHROP LABORATORY		3			3
MINUTECLINIC DIAG OF IND, LLC #8645		3			3
H/L of West Ashley Rehabilitation and Nursing Center		3			3
DEPARTMENT OF HEALTH AND ENVIRONMENTAL CONTROL			3	100%	3
CELEBRATION PRIMARY CARE ASSOCIATES LLC		3			3
MINUTECLINIC DIAG OF IND, LLC #5369		2	1	33%	3
NORTH BROWARD HOSPITAL DISTRICT HEALTHCARE FOR THE HOMELESS			3	100%	3
CLINICAL CARE CENTER, INC			3	100%	3
CVS PA5241POCT CHALFONT		3			3
MAYO		1	2	67%	3
CVS SC5471POCT LEXINGTON		2	1	33%	3
MC DIAGNOSTIC OF CONNECTICUT, PC #114		3			3
PHYSICIANS CARE INC		1	2	67%	3
MED FUSION			3	100%	3
FLORIDA HOSPITAL LABORATORIES		3			3
CABELL HUNTINGTON HOSPITAL CLINICAL LAB			3	100%	3
PROHEALTH PRIMARY CARE - GLEN OAKS		3			3
ORCHID COVE DAYTONA			3	100%	3
CVS NJ715POCT WAYNE		3			3
LINCOLN MEDICAL CENTER		3			3
UHEALTH JACKSON URGENT CARE - CUTLER BAY		1	2	67%	3
MEDICAL SERVICES OF AMERICA HOME HEALTH		3			3
CVS PA2687POCT EXTON		3			3
SUPER HEALTH PHARMACY LLC		3			3
SAVANNAH COVE		3			3
Kroger 627 - The Little Clinic Castleberry		2	1	33%	3
CLINICA HISPANIA			3	100%	3
PROGRESS PHARMACY INC			3	100%	3
THE PATHOLOGY LABORATORY		1	2	67%	3
SUMMIT MEDICAL GROUP - WEST ORANGE		3			3
UNIVERISTY OF MEMPHIS ATHLETIC TRAINI		3			3
CORTLAND COUNTY HEALTH DEPARTMENT		3			3

COVID-19: testing by laboratory

Data through Mar 8, 2021 verified as of Mar 9, 2021 at 09:25 AM

Data in this report are provisional and subject to change.

The numbers in the table below represent the number of Florida and non-Florida residents for whom test results were received by the Department of Health. A person can be tested by more than one laboratory and can have both positive and negative results. **Therefore, the sum of the numbers in each column will be larger than the total number of people tested.**

Reporting lab	Inconclusive	Negative	Positive	Percent positive	Total
MINUTECLINIC, LLC #09202		2	1	33%	3
BAPTIST OUTPATIENT SERVICES			3	100%	3
Kroger 592 - The Little Clinic Alexander Plaza		2	1	33%	3
US SPECIALTY LABS			3	100%	3
GYN PATH SERVICES			3	100%	3
Rosedale Green		3			3
BROOKDALE OAKBRIDGE		1	2	67%	3
CVS GA5637POCT VILLA RICA		3			3
MUNSON MEDICAL CENTER			3	100%	3
LAURELLWOOD NURSING CENTER		1	2	67%	3
MEDEXPRESS URGENT CARE NORWIN		3			3
LEXINGTON MEDICAL CENTER		1	2	67%	3
CVS RI326POCT NORTH SMITHFIELD		3			3
CVS MINUTE CLINIC DIAGNOSTIC MED GRP OF CAL		3			3
FLORIDA HOSPITAL PHYSICIANS GROUP		1	2	67%	3
SERENADES BY SONATA		1	2	67%	3
BROOME COUNTY HEALTH DEPARTMENT		2	1	33%	3
WAL-MART STORES EAST LP		2	1	33%	3
ORLANDO AIRPORT DIALYSIS		3			3
Sears Coastal Nursing and Rehab		3			3
MIDWAY SPECIALTY CARE RX LLC		1	2	67%	3
Bethany Health and Rehab		3			3
AKRON GENERAL MEDICAL CENTER MAIN		3			3
BAYSIDE URGENT CARE CENTER INC			3	100%	3
LAKESIDE HOSPITAL BELLE GLADE			3	100%	3
CAMPAZZI CONCIERGE MEDICAL SERVICES		2	1	33%	3
Walgreens #5984		3			3
NASSAU COUNTY HEALTH DEPARTMENT		3			3
CLINICAL CARE ASSOCIATES, INC			3	100%	3
CVS PHARMACY INC DBA CVS/PHARMACY #10908		3			3
CVS IN6757POCT COLUMBUS		3			3
CVS OH2518POCT COLUMBUS		2	1	33%	3
QUEST DIAGNOSTICS CLINICAL LABORATORIES INC		2	1	33%	3
PRISMA HEALTH MIDLANDS			3	100%	3
MEDEXPRESS URGENT CARE- COLUMBIA HEIGH		3			3
FLORIDA MENTOR-POINT WEST CLUSTER		3			3
JUPITER INTERNAL MEDICINE AND ASSOCIATES			3	100%	3
EXETER HOSPITAL		3			3
CVS NJ837POCT MARLTON		3			3
MARION COUNTY FIRE RESCUE		3			3
PREMIER FAMILY AND SPORTS MEDICINE		2	1	33%	3
WELLMED AT APOLLO BEACH BLVD		1	2	67%	3
WALGREENS NO 19542		3			3
FLORIDA MEDICAL CLINIC -INTERNAL MED DADE CITY			3	100%	3
ADVENTHEALTH SEBRING- INFECTION CONTROL DEPARTMENT			3	100%	3
NASSAU COUNTY HEALTH DEPARTMENT-FERNANDINA BEACH C		3			3

COVID-19: testing by laboratory

Data through Mar 8, 2021 verified as of Mar 9, 2021 at 09:25 AM

Data in this report are provisional and subject to change.

The numbers in the table below represent the number of Florida and non-Florida residents for whom test results were received by the Department of Health. A person can be tested by more than one laboratory and can have both positive and negative results. **Therefore, the sum of the numbers in each column will be larger than the total number of people tested.**

Reporting lab	Inconclusive	Negative	Positive	Percent positive	Total
IVY CREEK URGENT CARE OF ENTERPRISE			3	100%	3
CENTRAL DUPAGE HOSPITAL			3	100%	3
SUNDALE NURSING HOME		3			3
CARENOW-LEBANON		1	2	67%	3
ADRIANA M CASTRO MD PA		3			3
CVS SC7334POCT LEXINGTON		3			3
BRENTWOOD SENIOR LIVING AT ST PETE			3	100%	3
YORK HOSPITAL - LABORATORY			3	100%	3
FELICIDAD MEDICAL CENTER INC			3	100%	3
Gulfport Rehabilitation Center			3	100%	3
COVANCE CLS			3	100%	3
FLAGLER FAMILY MEDICINE PA			3	100%	3
CVS NC3803POCT MOORESVILLE		3			3
PARADISE VILLA ALF INCORPORATED		3			3
ST JOSEPH'S HOSPITAL NORTH LABORATORY			3	100%	3
ADVANCED HEART CARE OF SOUTH FLORIDA		3			3
CVS MI8049POCT WATERFORD		3			3
ERIE COUNTY PUBLIC HEALTH CLINICAL		3			3
PROMPT CARE OF CENTRAL FLORIDA LLC			3	100%	3
HELIX LW UC		1	2	67%	3
ST VINCENTS AMBULATORY CARE INC		1	2	67%	3
IOWA DEPARTMENT OF PUBLIC HEALTH			3	100%	3
MEDEXPRESS URGENT CARE - NORTH LITTLE		2	1	33%	3
ALOHA HOME CARE LLC DBA ACCENTCARE HOME HEALTH OF		3			3
MONTEFIORE MEDICAL CENTER LABS MONTEFIORE		2	1	33%	3
HEPATOLOGY DIAGNOSTIC LAB			3	100%	3
HIALEAH SHORES NURSING AND		2	1	33%	3
PATHOLOGY REFERENCE LAB LLC			3	100%	3
ST. LUKE'S HOSPITAL - BETHLEHEM CAMPUS		1	2	67%	3
ALABAMA DEPT PUBLIC HEALTH			3	100%	3
24TH WEAPONS OF MASS DESTRUCTION - CIVIL SUPPORT		3			3
Kroger 093 - The Little Clinic Stapleton		2	1	33%	3
SURETOX LABORATORY LLC		2	1	33%	3
ROANE MEDICAL CENTER		2	1	33%	3
NHC HealthCare Anniston		3			3
CVS IN6605POCT INDIANAPOLIS		2	1	33%	3
IMMERSION RESIDENTIAL LLC			3	100%	3
CARENOW-ATASCOCITA			3	100%	3
MINUTE CLINIC LLC #1909		3			3
HILLVIEW LABORATORY			3	100%	3
AIRPORT CLINIC			3	100%	3
NEW YORK STATE DEPARTMENT OF HEALTH		1	2	67%	3
LOCH HAVEN PEDIATRICS			3	100%	3
HEARTLAND - CHARLESTON OF HANAHAN SC,		3			3
DOUGLASVILLE NURSING AND REHABILITATIO		3			3
TARRANT COUNTY PUBLIC HEALTH		3			3

COVID-19: testing by laboratory

Data through Mar 8, 2021 verified as of Mar 9, 2021 at 09:25 AM

Data in this report are provisional and subject to change.

The numbers in the table below represent the number of Florida and non-Florida residents for whom test results were received by the Department of Health. A person can be tested by more than one laboratory and can have both positive and negative results. **Therefore, the sum of the numbers in each column will be larger than the total number of people tested.**

Reporting lab	Inconclusive	Negative	Positive	Percent positive	Total
BLACK STALLION WALK IN AND EXERCISE CLINICS LLC		1	2	67%	3
SOUTH MIAMI HOSPITAL			3	100%	3
Kroger 571 - The Little Clinic Hendersonville		1	2	67%	3
CALLE OCHO DIALYSIS			3	100%	3
FIRST CARE - MIDDLESBORO			3	100%	3
CVS PA1657POCT YORK		2	1	33%	3
CVS OH6123POCT CINCINNATI		2	1	33%	3
NEMOURS CHILDRENS PRIMARY CARE HORIZON WEST			3	100%	3
BAPTIST HOSPITAL EMPLOYEE HEALTH OFF			3	100%	3
ACL LABORATORIES INDUSTRIAL TOXICOLOGY			3	100%	3
Wynfield Park Health and Rehabilitation		3			3
COL CROSSROAD		1	2	67%	3
LIFE CARE CENTER OF SKAGIT VALLEY		3			3
CVS PA1074POCT KENNETT SQUARE		3			3
Kroger 758 - The Little Clinic Providence		3			3
BNC Medical Investors, LLC Berrien Nursing & Rehabilitation Center		3			3
ST LUKES HOSPITAL LABORATORY		2	1	33%	3
UNITY HEALTH AND REHABILITATION CENTER			3	100%	3
Marian Manor, Inc		3			3
ORLANDO FAMILY PHYSICIANS INC			3	100%	3
MEDFUSION		2	1	33%	3
CAPTIAL REGIONAL MEDICAL CENTER			3	100%	3
MONTANA PUBLIC HEALTH LAB			3	100%	3
MEDEXPRESS URGENT CARE - LEDGEWOOD		3			3
TRUE HEALTH - LAKE UNDERHILL		3			3
COASTAL SKIN SURGERY AND DERMATOLOGY PL		3			3
INTERNAL MEDICINE AND WOUND CARE SPECIALIST LLC		3			3
HARBORCHASE OF STUART			3	100%	3
HALIFAX HEALTH CARE FOR WOMEN		3			3
ESTERO FIRE RESCUE		3			3
PATIENT FIRST - ALLENTOWN			3	100%	3
LEE MEMORIAL HOSPITAL BLOOD GAS LAB			3	100%	3
CVS MO4850POCT SPRINGFIELD		3			3
UNIVERSITY OF MICHIGAN		2	1	33%	3
SOFTCELL L-FORM LABORATORIES, LLC			3	100%	3
MOULTRIE CREEK NURSING AND REHAB			3	100%	3
SIGNATURE CARE PFLUGERVILLE			3	100%	3
ELITE PRIMARY CARE OF WAYCROSS			3	100%	3
RICHMOND CITY DEPARTMENT OF PUBLIC HEALTH			3	100%	3
Greystone Health Care Center		3			3
CENTRAL FLORIDA INTERNAL OCCUPATIONAL AND		3			3
CENTURY LINK SPORTS COMPLEX			3	100%	3
CVS MA1852POCT MEDWAY		3			3
BROOKDALE LAKE MARY			3	100%	3
FIRST PHYSICIANS GROUP - LORRAINE CORNERS		3			3
VICAR'S LANDING NURSING HOME		2	1	33%	3

COVID-19: testing by laboratory

Data through Mar 8, 2021 verified as of Mar 9, 2021 at 09:25 AM

Data in this report are provisional and subject to change.

The numbers in the table below represent the number of Florida and non-Florida residents for whom test results were received by the Department of Health. A person can be tested by more than one laboratory and can have both positive and negative results. **Therefore, the sum of the numbers in each column will be larger than the total number of people tested.**

Reporting lab	Inconclusive	Negative	Positive	Percent positive	Total
CROWNE HEALTH CARE OF FORT PAYNE		2	1	33%	3
ST LUCIE COUNTY HEALTH DEPARTMENT		2	1	33%	3
LEVY COUNTY DEPT. OF PUBLIC SAFETY		1	2	67%	3
Fort Gaines Health and Rehab		3			3
MEADOWS AT CYPRESS GARDENS, THE		3			3
GONZALEZ MD AND ASWAD MD HEALTH SERVICES			3	100%	3
HOUSTON METHODIST HOSPITAL			3	100%	3
BARONESS ERLANGER HOSPITAL		3			3
SOUTH LAKE FAMILY HEALTH CENTER			3	100%	3
CVS TX5877POCT PEARLAND		3			3
HOUSE CALLS PROFESSIONAL LLC			3	100%	3
CVS IN7653POCT EVANSVILLE		2	1	33%	3
APEX CLINICAL LABORATORIES INC		3			3
ADVICE FOR OPTIMAL WELLNESS, INC			3	100%	3
SENTARA NORFOLK GENERAL HOSPITAL CENTRAL LAB			3	100%	3
ACM MEDICAL LABORATORY ALLIANCE		1	2	67%	3
AVANTE INVERNESS		1	2	67%	3
RAPID CITY RUGENT CARE			3	100%	3
MINUTECLINIC DIAGNOSTIC OF VIRGINIA, LLC		3			3
Englewood Health and Rehab			3	100%	3
MEDEXPRESS URGENT CARE - WILKES BARRE		2	1	33%	3
CLARA MAASS TRANSITIONAL CARE UNIT		3			3
WHITE EARTH IHS MAIN LAB		3			3
BOLING, STEPHANIE		3			3
MINUTE CLINIC LLC #0169		3			3
ADVANCED PEDIATRICS			3	100%	3
CVS MO10053POCT SAINT PETERS		3			3
CCRX OF NORTH CAROLINA, LLC		2	1	33%	3
CVS IN6713POCT BLOOMINGTON		3			3
ST. PETERSBURG PEDIATRICS- 38TH AVENUE			3	100%	3
MEDICAL UNIVERSITY SC HOSPITAL			3	100%	3
LEESBURG COMMUNITY HEALTH CENTERS			3	100%	3
KISSIMMEE URGENT CARE		3			3
Kennedy University Hospital -Wash Twp L		3			3
SISD EMPLOYEE HEALTH CLINIC			3	100%	3
SSM HEALTH ST LOUIS MICROBIOLOGY LABORATORY		1	2	67%	3
BAYCARE MEDICAL GROUP, INC		3			3
NONA PEDIATRIC CENTER			3	100%	3
MENORAH MANOR			3	100%	3
VIRTUA MEMORIAL HOSPITAL BURLINGTON COUNTY		1	2	67%	3
BEEBE MEDICAL CENTER LABORATORY		3			3
VA OUTPATIENT CLINIC-NEW PORT RICHEY			3	100%	3
SOFTLAB			3	100%	3
CVS IL8753POCT CHICAGO		3			3
CTRS			3	100%	3
STRINGFELLOW MEMORIAL HOSPITAL		3			3

COVID-19: testing by laboratory

Data through Mar 8, 2021 verified as of Mar 9, 2021 at 09:25 AM

Data in this report are provisional and subject to change.

The numbers in the table below represent the number of Florida and non-Florida residents for whom test results were received by the Department of Health. A person can be tested by more than one laboratory and can have both positive and negative results. **Therefore, the sum of the numbers in each column will be larger than the total number of people tested.**

Reporting lab	Inconclusive	Negative	Positive	Percent positive	Total
BOONES CREEK URGENT CARE		1	2	67%	3
SCIENTIFIC LABORATORY DIVISION			3	100%	3
CUMBERLAND MEDICAL CENTER INC		3			3
URGENT CARE OF THE SMOKIES			3	100%	3
TAMPA		1	2	67%	3
LB Broen Home		3			3
CVS MN6811POCT PLYMOUTH		3			3
HAVEN CUSTEAD CARE CENTER			3	100%	3
OHIO DEPARTMENT OF HEALTH LABORATORY		2	1	33%	3
MEDEXPRESS URGENT CARE-ARLINGTON		2	1	33%	3
INSPIRA MEDICAL CENTER VINELAND LAB		2	1	33%	3
MEDEXPRESS URGENT CARE - WEST ST PAUL, ROBERT ST S		3			3
PROPATH			3	100%	3
Medilodge of Montrose		3			3
THE OASIS BEACHSIDE		3			3
VA PRIMARY CARE ANNEX			3	100%	3
PREMIER CLINICAL RESEARCH INSTITUTE INC			3	100%	3
COMMUNICABLE DISEASE CONTROL/PUBLIC HEALTH EMERGENCY PREPAREDNESS			3	100%	3
CARESPOT-WELLINGTON			3	100%	3
MANATEE URGENT CARE LLC			3	100%	3
TAMPA INTERNATIONAL AIRPORT			3	100%	3
PARKWAY DRUGS OF ONEIDA COUNTY NORTH I		2	1	33%	3
AZALEALAND NURSING HOME		3			3
MEDEXPRESS URGENT CARE - LITTLE ROCK		2	1	33%	3
EXPEDIAN URGENT CARE			3	100%	3
PEDIATRICS AND ADOLESCENT MEDICINE		2	1	33%	3
SANFORD MOBILE LAB			3	100%	3
320 S TRANSIT ST		3			3
Kroger 768 - The Little Clinic Leestown Rd		2	1	33%	3
NEMOURS CHILDREN'S URGEN CARE			3	100%	3
SMOKY MOUNTAIN URGENT CARE AND FAMILY MEDICINE CENTER			3	100%	3
MEDICAL CENTER OF THE ROCKIES			3	100%	3
MEDEXPRESS URGENT CARE GREENSBURG		2	1	33%	3
HEALGEN SCIENTIFIC			3	100%	3
ALLIANCE FOR MULTISPECIALTY RESEARCH		3			3
CVS M08555POCT KANSAS CITY		3			3
MEDEXPRESS - WILMINGTON CONCORD PIKE		2	1	33%	3
ONslow MEMORIAL HOSPITAL LABORATORY		3			3
NORTH NAPLES HOSPITAL RESPIRATORY THERAPY DEPARTMENT			3	100%	3
MINNEOLA PLACE A HOMEBRIDGE COMMUNITY		3			3
Cleveland Clinic Weston			3	100%	3
Lakeview Village		3			3
HARBOUR'S EDGE		2	1	33%	3
CVS TN7144POCT BARTLETT		3			3
OPENTRONS PRL		2	1	33%	3
ACCESS HEALTH CARE		2	1	33%	3

COVID-19: testing by laboratory

Data through Mar 8, 2021 verified as of Mar 9, 2021 at 09:25 AM

Data in this report are provisional and subject to change.

The numbers in the table below represent the number of Florida and non-Florida residents for whom test results were received by the Department of Health. A person can be tested by more than one laboratory and can have both positive and negative results. **Therefore, the sum of the numbers in each column will be larger than the total number of people tested.**

Reporting lab	Inconclusive	Negative	Positive	Percent positive	Total
BAPTIST PRIMARY CARE, INC.		2	1	33%	3
COASTAL LABORATORIES OF FLORIDA			3	100%	3
MT CARMEL PHARMACY INC		3			3
CVS MINUTE CLINIC DIAGNOSTIC MED GRP		3			3
STATEN ISLAND CHAI CARE		3			3
ALLIED PHYSICIANS GROUP PLLC		3			3
MEDEXPRESS URGENT CARE-CHIPPEWA		2	1	33%	3
SPRING LAKE REHABILITATION CENTER			3	100%	3
CVS SC5550POCT CLOVER		2	1	33%	3
AMI ST FRANCIS HOSPITAL LABORATORY		2	1	33%	3
Gracemore Nursing and Rehab		3			3
ENCOMPASS HEALTH REHABILITATION OF ALTAMONTE			3	100%	3
NORTH DAKOTA DEPT OF HEALTH MICROBIOLOGY		1	2	67%	3
DACH MAIN LAB			3	100%	3
CLEARWATER		2	1	33%	3
SOUTH COUNTY MENTAL HEALTH CENTER INC			3	100%	3
GREENTREE MEDICAL CENTER			3	100%	3
CENTRAL JERSEY URGENT CARE		3			3
MINUTECLINIC, LLC #05814		3			3
ATLANTIC SURGERY CENTER OF JACKSONVILLE BEACH		3			3
CAREHERE LLC			3	100%	3
CVS CA9721POCT ARCADIA		3			3
Broadview Multi-Care Center		3			3
PROVIDENCE LABORATORY SERVICES		3			3
Bainbridge Health and Rehab		3			3
WHOLE CHILD PEDIATRICS			3	100%	3
DELAWARE PUBLIC HEALTH LABORATORY		1	2	67%	3
MEDEXPRESS URGENT CARE MARTINSBURG		2	1	33%	3
CGH MEDICAL CENTER			3	100%	3
COVID PROCESSING SITE			3	100%	3
JOSEPH SCHENKER MD PC		3			3
SUNCREST OMNI		3			3
CANOPY PEDIATRICS		3			3
YATES COUNTY PUBLIC HEALTH		3			3
NATURE COAST PRIMARY CARE LAB LLC			3	100%	3
ADVENT HEALTH MEDICAL GROUP FAMILY MEDICINE			3	100%	3
NHC HealthCare, Cookeville		3			3
SKIPPACK MEDICAL LAB			3	100%	3
WYOMING DEPT OF HEALTH			3	100%	3
NEBRASKA DEPARTMENT OF HEALTH AND HUMAN SERVICES			3	100%	3
URGENT DOC - URGENT CARE CLINIC			3	100%	3
QUATRACOR PLLC		3			3
MEDICAL CENTER OF CENTRAL GEORGIA			3	100%	3
MERCY HOSPITAL			3	100%	3
TMH PHYSICIAN PARTNERS BLOUNTSTOWN			3	100%	3
MEDEXPRESS URGENT CARE, BELLE VERNON		3			3

COVID-19: testing by laboratory

Data through Mar 8, 2021 verified as of Mar 9, 2021 at 09:25 AM

Data in this report are provisional and subject to change.

The numbers in the table below represent the number of Florida and non-Florida residents for whom test results were received by the Department of Health. A person can be tested by more than one laboratory and can have both positive and negative results. **Therefore, the sum of the numbers in each column will be larger than the total number of people tested.**

Reporting lab	Inconclusive	Negative	Positive	Percent positive	Total
LOYOLA UNIVERSITY MEDICAL CENTER LABORATORY			3	100%	3
WELLMED AT FORT PIERCE		1	2	67%	3
CVS PA2688POCT COLLEGEVILLE		3			3
MURFREESBORO MEDICAL CLINIC		3			3
JS HEALTHCARE		2	1	33%	3
MINUTECLINIC, LLC (CLINIC 10928)		3			3
CVS OH4327POCT PAINESVILLE		2			2
FEDERAL CORRECTIONAL INSTITUTION MARIANNA			2	100%	2
SPRING HILL REGIONAL HOSPITAL			2	100%	2
F W HUSTON MEDICAL CENTER SENIOR LIVIN		2			2
EASTSIDE SPORTS COMPLEX			2	100%	2
INTERCOASTAL FAMILY PRATICE			2	100%	2
MINUTECLINIC LLC (2335)		1	1	50%	2
SHORE MEDICAL CENTER		2			2
ADVANTA ANALYTICAL LABORATORIES			2	100%	2
HEALTH GROUP CENTER INC			2	100%	2
RICHICHI FAMILY HEALTH			2	100%	2
John Knox Manor Inc II		1	1	50%	2
MINUTECLINIC, LLC #07852		2			2
Heartland Healthcare Center Boca Raton			2	100%	2
URGENT CARE AND SURGERY CENTER			2	100%	2
BOSTON MEDICAL CENTER			2	100%	2
REELFOOT FAMILY WALK IN CLINIC - TIPT		2			2
SHELBYVILLE HOSPITAL COMPANY		2			2
JBSA-SAM HOUSTON			2	100%	2
OCALA REGIONAL KIDNEY CENTER-WEST			2	100%	2
SANFORD REGIONAL HOSPITAL WORTHINGTON		2			2
MEDEXPRESS URGENT CARE - ANDERSON		2			2
FLORIDA COMMUNITY HEALTH CENTERS, INC.			2	100%	2
INTEGRITY CLINICAL RESEARCH CENTER INC		1	1	50%	2
MAGNOLIA MANOR OF COLUMBUS		2			2
FLORIDA DEPARTMENT OF HEALTH IN LEE COUNTY		1	1	50%	2
LAKEVIEW HEALTH CARE SYSTEM LLC			2	100%	2
CVS MA2125POCT NATICK		1	1	50%	2
CVS SC7567POCT BOILING SPRINGS		1	1	50%	2
SEACOAST PATHOLOGY PROFESSIONAL ASSOC		2			2
CHILDREN'S MEDICAL CENTER-EAST ORLANDO			2	100%	2
EVERYBODY'S FAMILY CLINIC		2			2
FHCP ASC - ORANGE CITY			2	100%	2
UNIVERSITY HEALTH SERVICES RIVER CAMPUS		2			2
COMPLETE HEALTH MEDICAL CENTER			2	100%	2
SKYLINE UROLOGY		2			2
Chatham Nursing and Rehab Center		2			2
TMH PHYSICIAN PARTNERS MONTICELLO		1	1	50%	2
The Palms Nursing and Rehabilitation		1	1	50%	2
UNIVERSTY OF ILLINOIS HOSPITAL			2	100%	2

COVID-19: testing by laboratory

Data through Mar 8, 2021 verified as of Mar 9, 2021 at 09:25 AM

Data in this report are provisional and subject to change.

The numbers in the table below represent the number of Florida and non-Florida residents for whom test results were received by the Department of Health. A person can be tested by more than one laboratory and can have both positive and negative results. **Therefore, the sum of the numbers in each column will be larger than the total number of people tested.**

Reporting lab	Inconclusive	Negative	Positive	Percent positive	Total
DESERT HOSPITAL/CPHU CLINICAL LABORATORY			2	100%	2
HACKENSACK MERIDIAN URGENT CARE, PC		2			2
BFT LAB			2	100%	2
PINARD HOME HEALTH SERVICES INC			2	100%	2
Loretto Health and Rehabilitation Center		2			2
PM PEDIATRICS OF BAYSIDE, PLLC - MANHASSET		2			2
MEDEXPRESS - WILMINGTON KIRKWOOD HIGHWAY		2			2
ManorCare Rehab Center of Marietta		2			2
FLORIDA MENTOR FAULKNER GROUP HOME			2	100%	2
REGIONS HOSPITAL LABORATORY			2	100%	2
STUDENT HEALTH SERVICES			2	100%	2
MEMORIAL SLOAN KETTERING CANCER CENTER		1	1	50%	2
Kroger 619 - The Little Clinic Hendersonville Indian Lake		2			2
Good Samaritan Society-Blackduck		1	1	50%	2
MID-FLORIDA PATHOLOGY LLC - MOBILE UNIT # 3			2	100%	2
MEDEXPRESS URGENT CARE - LINCOLN VILLA		2			2
CVS AZ5892POCT LAVEEN		2			2
FRASER MEMORIAL HOSPITAL		1	1	50%	2
CONCENTRA - PLANT CITY		2			2
CITY OF NEW YORK DEPARTMENT OF HEALTH			2	100%	2
TENNESSEE DEPARTMENT OF HEALTH (TDH) - REGIONAL LABORATORY			2	100%	2
Huntington Health Care and Rehabilitation Center		2			2
LAWRENCE GENERAL HOSPITAL			2	100%	2
MERCY HEALTH LAB		1	1	50%	2
ROCKEFELLER UNIVERSITY CLINICAL GENOMICS LABORATOR		2			2
NEWTON MEMORIAL HOSPITAL		2			2
VA CBOC			2	100%	2
ROCKWALL URGENT CARE			2	100%	2
LEGACY LABORATORY SERVICES			2	100%	2
AUSTIN REGIONAL CLINIC MICROBIOLOGY LAB			2	100%	2
ASPIRUS RIVERVIEW HOSPITAL & CLINICS INC		1	1	50%	2
PROSPECT URGENT CARE			2	100%	2
MEDEXPRESS URGENT CARE - MARTINSVILLE		2			2
KIVA AT MOUNT DORA			2	100%	2
CVS IN6572POCT INDIANAPOLIS		2			2
ADVANCED MEDICAL OF FLORIDA			2	100%	2
SHELL POINT HOME HEALTH			2	100%	2
Kroger 477 - The Little Clinic Fort Mitchell		2			2
MIDWAY PRIMARY CARE LLC		2			2
ACCESS MEDICAL GROUP OF FLORIDA CITY			2	100%	2
JRS LABORATORY			2	100%	2
PALM BEACH DIABETES & ENDOCRINE SPECIALISTS PA			2	100%	2
SOUTHEAST GEORGIA HEALTH SYSTEM			2	100%	2
ST JOSEPH'S HOSPITAL INC			2	100%	2
SWEETWATER NURSING CENTER		2			2
ADVENTHEALTH MEDICAL GROUP PEDIATRICS AT AOPKA		2			2

COVID-19: testing by laboratory

Data through Mar 8, 2021 verified as of Mar 9, 2021 at 09:25 AM

Data in this report are provisional and subject to change.

The numbers in the table below represent the number of Florida and non-Florida residents for whom test results were received by the Department of Health. A person can be tested by more than one laboratory and can have both positive and negative results. **Therefore, the sum of the numbers in each column will be larger than the total number of people tested.**

Reporting lab	Inconclusive	Negative	Positive	Percent positive	Total
SUNCOAST BLOOD BANK			2	100%	2
MAYO CLINIC COUMADIN CLINIC LABORATORY		1	1	50%	2
Life Care Center of Elyria		2			2
MINUTECLINIC #2797		2			2
MINUTECLINIC #1773		2			2
Elba Nursing and Rehabilitation Center, LLC		2			2
Georgiana Health and Rehabilitation, LLC		2			2
RIVERVIEW MEDICAL CLINIC		2			2
CVS NH6596POCT HAMPTON		2			2
CARTERSVILLE MEDICAL CENTER			2	100%	2
LIFT HEALTH		2			2
EXCEPTIONAL EMERGENCY CENTER - AMARILLO			2	100%	2
MEDEXPRESS URGENT CARE - WEXFORD		2			2
Macon Valley Nursing and Rehabilitation Center		2			2
TENNESSEE VALLEY HCS			2	100%	2
Kings County Hospital Center			2	100%	2
WALGREENS #3811			2	100%	2
Eagle Health and Rehabilitation		2			2
PINELLAS CHD - CLEARWATER		1	1	50%	2
BROOKDALE PALM BEACH GARDENS			2	100%	2
MEDEXPRESS URGENT CARE- ALLISON PARK		1	1	50%	2
AMERICAN MEDICAL LABORATORIES			2	100%	2
PHYSICIANS MEDICAL CENTER		2			2
AZALEA HEALTH AND REHABILITATION		2			2
Colonial Manor Nursing and Rehabilitation Center		2			2
DALLAS BAPTIST UNIVERSITY - HEALTH SERVICES			2	100%	2
CVS MA1006POCT BROCKTON		2			2
Kroger 409 - The Little Clinic Hebron Marketplace		1	1	50%	2
UMHC HOLLYWOOD LABORATORY			2	100%	2
LEXINGTON PLACE			2	100%	2
KIDSVILLE PEDIATRICS IV PA		1	1	50%	2
VENICE URGENT CARE - GULF COAST			2	100%	2
WEST COCOA PHARMACY			2	100%	2
ATLAS GENOMICS			2	100%	2
NORTH OKALOOSA PHYSICIAN GRP - WALK IN CLINIC			2	100%	2
Kroger 020 - The Little Clinic Wheat Ridge		2			2
APPLING NURSING & REHABILITATION PAVIL		2			2
CVS IL7017POCT BLOOMINGTON		2			2
Kroger 667 - The Little Clinic Litchfield Park		2			2
TRUE HEALTH INC			2	100%	2
MC DIAGNOSTIC OF CONNECTICUT, PC #252		1	1	50%	2
COVANCE			2	100%	2
BLUEWATER TOXICOLOGY			2	100%	2
COASTAL MEDICAL LAB			2	100%	2
FLORIDA MEDICAL CLINIC RADIOLOGY DALE MABRY		2			2
PHYSICIANS LABORATORY SERVICES			2	100%	2

COVID-19: testing by laboratory

Data through Mar 8, 2021 verified as of Mar 9, 2021 at 09:25 AM

Data in this report are provisional and subject to change.

The numbers in the table below represent the number of Florida and non-Florida residents for whom test results were received by the Department of Health. A person can be tested by more than one laboratory and can have both positive and negative results. **Therefore, the sum of the numbers in each column will be larger than the total number of people tested.**

Reporting lab	Inconclusive	Negative	Positive	Percent positive	Total
MEDICAL ASSOCIATES OF BREVARD DR S VYAS			2	100%	2
The Grand Rehabilitation & Nursing Utica		2			2
PM PEDIATRICS OF BAYSIDE, PLLC - RIVE		2			2
Church Creek SNF			2	100%	2
CLINICAL REFERENCE LABORATORY, INC		2			2
KEY WEST HMA PHYSICIAN MANAGEMENT, LLC			2	100%	2
SOUTHERN BREEZE HEALTHCARE		1	1	50%	2
HELEN HAYES HOSPITAL LABORATORY		2			2
VALLEY MEDICAL LABORATORY			2	100%	2
GOLISANO PEDIATRICS PORT CHARLOTTE HARBOR		2			2
BAPTIST HOSPITAL OF MIAMI MCI BROWARD LABORATORY			2	100%	2
CITRUS PARK			2	100%	2
NEW YORK PSYCHIATRIC INSTITUTE		2			2
EXCEL URGENT CARE OF PARAMUS LLC		2			2
ONTARIO COUNTY PUBLIC HEALTH		2			2
Kroger 519 - The Little Clinic Georgesville Square		2			2
MIAMI DADE MEDICAL RESEARCH INSTITUTE			2	100%	2
Delaware Court Healthcare Center		2			2
NEBRASKA MEDICAL CENTER			2	100%	2
PREVENTIVE HEALTH PARTNERS I L S C		2			2
BIOMAT USA			2	100%	2
ACCESS CARE MEDICAL GROUP LLC		2			2
MIDDLEBURG PEDIATRICS			2	100%	2
CERTIVIA LABORATORIES			2	100%	2
DIVERSE MEDICAL CARE LLC			2	100%	2
THE HOSPITAL OF PROVIDENCE EMERGENCY ROOM			2	100%	2
DAYTON CHILDRENS HOSPITAL LAB			2	100%	2
MINUTECLINIC DIAGNOSTIC, PA #10252		2			2
SWEDISH COVENANT HOSPITAL			2	100%	2
CVS NJ2508POCT MANALAPAN		2			2
CVS NV8784POCT LAS VEGAS		1	1	50%	2
JEFFERSON WASHINGTON TOWNSHIP HOSPITAL		2			2
MINUTE CLINIC DIAGNOSTIC OF VIRGINIA, LLC #6292		2			2
JACKSONVILLE VA OPC			2	100%	2
CARE ATC SUN HYDRAULICS TALLAVAST			2	100%	2
CVS SC2497POCT LEXINGTON		2			2
MEDEXPRESS URGENT CARE - SOUTH CHARLESTON		2			2
GULF COAST IMMEDIATE CARE CENTER		1	1	50%	2
Alden Terrace of McHenry			2	100%	2
First Care Living Center/Essentia Health			2	100%	2
ONE MEDICAL GROUP		1	1	50%	2
Kroger 127 - The Little Clinic Lakewood-Alameda		2			2
ROBERTS WESLEYAN COLLEGE HEALTH CENTE		2			2
Kroger 596 - The Little Clinic Brentwood		2			2
CVS PA7611POCT ALLISON PARK		2			2
PATIENT FIRST MEDICAL CENTER-CARYTOWN			2	100%	2

COVID-19: testing by laboratory

Data through Mar 8, 2021 verified as of Mar 9, 2021 at 09:25 AM

Data in this report are provisional and subject to change.

The numbers in the table below represent the number of Florida and non-Florida residents for whom test results were received by the Department of Health. A person can be tested by more than one laboratory and can have both positive and negative results. **Therefore, the sum of the numbers in each column will be larger than the total number of people tested.**

Reporting lab	Inconclusive	Negative	Positive	Percent positive	Total
MERCY CONVENIENT CARE			2	100%	2
CVS KY4779POCT LOUISVILLE		2			2
NYUMC CLINICAL LABORATORIES			2	100%	2
MEDERI CARETENDERS		1	1	50%	2
FIRST CHOICE MEDICAL PC			2	100%	2
UVA HEALTH SYSTEM MEDICAL LABORATORIES			2	100%	2
INSPIRIT SENIOR LIVING			2	100%	2
STARLING AT SAN JOSE			2	100%	2
MEMORIAL HERMANN			2	100%	2
BRITO MEDICAL CENTER			2	100%	2
Iron County Medical Care Facility		2			2
PALM WEST INTERNIST PA			2	100%	2
BERGEN COUNTY SURGICAL AND ENDOSCOPY CENTER		2			2
CVS SC4286POCT EASLEY		2			2
SPECTRA EAST INC		1	1	50%	2
MEDEXPRESS URGENT CARE - OMAHA N 72 ST		2			2
TGH Brandon Healthplex Laboratory			2	100%	2
Kroger 672 - The Little Clinic Bill Kennedy & Glenwood		2			2
PALMETTO FAMILY HEALTH CENTER			2	100%	2
SPRINGFIELD HOSPITAL LABORATORY			2	100%	2
LIFESPRING COMMUNITY HEALTH		2			2
441 URGENT CARE-MULBERRY			2	100%	2
BRENTWOOD AT FORE RANCH			2	100%	2
NORTH DAKOTA VETERANS HOME		2			2
Providence of Sparta Health and Rehabilitation		2			2
MAIN STREET MEDICAL CENTERS		2			2
Good Samaritan Society - Fairfield Glade		2			2
FLAGLER PROFESSIONAL HEALTH CAE SERVICES INC		2			2
NEW YORK PHYSICIANS LLP		2			2
VALLEY BAPTIST MEDICAL CENTER: BROWNSVILLE			2	100%	2
NORTH MCALLEN PEDIATRIC CENTER			2	100%	2
UNITED MEMORIAL MEDICAL CENTER			2	100%	2
Sevierville Health and Rehabilitation		2			2
DOCTORS MEDICAL CTR OF WALTON COUNTY			2	100%	2
JUST BELIEVE RECOVERY CENTER			2	100%	2
GREEN POINT RX INC DBA ALTRU CHEMISTS		2			2
FKC AMELIA ISLAND DIALYSIS			2	100%	2
HEALTH AND WELLNESS URGENT CARE LLC			2	100%	2
University Center East			2	100%	2
NORTHWELL HEALTH			2	100%	2
MINUTECLINIC DIAG OF IND, LLC #6908		2			2
WURLAND NURSING AND REHABILITATION, L		2			2
BEAUFORT MEMORIAL			2	100%	2
CATSKILL REGIONAL MEDICAL CENTER		2			2
NOVA SOUTHEASTERN UNIVERSITY - STUDENT MEDICAL CTR			2	100%	2
BAYLOR COLLEGE OF MEDICINE			2	100%	2

COVID-19: testing by laboratory

Data through Mar 8, 2021 verified as of Mar 9, 2021 at 09:25 AM

Data in this report are provisional and subject to change.

The numbers in the table below represent the number of Florida and non-Florida residents for whom test results were received by the Department of Health. A person can be tested by more than one laboratory and can have both positive and negative results. **Therefore, the sum of the numbers in each column will be larger than the total number of people tested.**

Reporting lab	Inconclusive	Negative	Positive	Percent positive	Total
Atlanta VAMC		1	1	50%	2
POINT OF CARE PRIVATE HEALTH MANAGEMENT			2	100%	2
CVS TX7288POCT DALLAS		2			2
WISCONSIN STATE LABORATORY OF HYGIENE		1	1	50%	2
BMC/JACSONVILLE		1	1	50%	2
PRECISION CLINICAL RESEARCH			2	100%	2
87TH MEDICAL GROUP - MCGUIRE AMBULATORY CARE FACILITY		2			2
PRIMARY CARE SERVICES AT EDGEWATER		2			2
MINUTE CLINIC DIAGNOSTIC OF KANSAS PA		2			2
EASTERN NIAGARA HOSPITAL		2			2
THE WINDSOR ORTEGA		2			2
THE CLUB AT BOYNTON BEACH, LLC			2	100%	2
SPECTRUM HEALTH			2	100%	2
CROSSROADS			2	100%	2
SACRED HEART HEALTH SYSTEMS INC			2	100%	2
SPRINGHILL SENIOR RESIDENCE		2			2
SIGNAL DIAGNOSTICS DBA FLOWHEALTH LABS			2	100%	2
MEDEXPRESS URGENT CARE - BROOKHAVEN		2			2
SKIN WELLNESS PHYSICIANS LLC		2			2
CVS AZ33POCT TEMPE		2			2
UNIVERSITY OF MIAMI SCCC RESEARCH LABORATORY			2	100%	2
NEW YORK CITY CENTRAL COVID			2	100%	2
LINIL VISITING NURSES, INC		2			2
GRACE HEALTHCARE OF LAKE WALES		1	1	50%	2
ACKERMAN CANCER CENTER		2			2
PLASMA MED RESEARCH DBA		2			2
Cedar Valley Nursing & Rehab Center		2			2
UTMB PATHOLOGY CLINICAL SERVICES LABORATORY			2	100%	2
RAJ K PAI MD PA			2	100%	2
IN AND OUT URGENT CARE			2	100%	2
MEDEXPRESS URGENT CARE-WILKINS TOWNSHIP, WILLIAM PENN HIGHWAY		2			2
US LABS		2			2
LAKE BALDWIN			2	100%	2
MEDEXPRESS URGENT CARE - ROSS TOWNSHIP		2			2
THE RIM URGENT CARE			2	100%	2
DELRAY BEACH HEALTH DEPT LAB			2	100%	2
VA SALT LAKE CITY HCS		2			2
LOWELL GENERAL HOSPITAL			2	100%	2
MARCO ISLAND HOSPITAL INC D/B/A		1	1	50%	2
Piney Grove Nursing and Rehabilitation Center		2			2
BELLIN HOSPITAL			2	100%	2
SUNCOAST COMMUNITY HEALTH CENTERS INC		2			2
CVS TX3292POCT WYLIE		2			2
LONG, SARAH		1	1	50%	2
COOPER CLINIC			2	100%	2
Garden Isle Healthcare and Rehabilitation Center		2			2

COVID-19: testing by laboratory

Data through Mar 8, 2021 verified as of Mar 9, 2021 at 09:25 AM

Data in this report are provisional and subject to change.

The numbers in the table below represent the number of Florida and non-Florida residents for whom test results were received by the Department of Health. A person can be tested by more than one laboratory and can have both positive and negative results. **Therefore, the sum of the numbers in each column will be larger than the total number of people tested.**

Reporting lab	Inconclusive	Negative	Positive	Percent positive	Total
BAYSTATE MEDICAL CENTER		1	1	50%	2
TULANE MEDICAL CENTER			2	100%	2
Alden Des Plaines			2	100%	2
CVS PA10034POCT PITTSBURGH		2			2
NORTH MANATEE HEALTH CARE CENTER			2	100%	2
MEMORIAL HEALTH SYSTEM		1	1	50%	2
FLORIDA KEYS PED & ADOLES CTR			2	100%	2
ILLINOIS DEPT OF PUBLIC HEALTH LABS			2	100%	2
Essex Center for Rehabilitation and Healthcare		2			2
CEDARS-SINAI MEDICAL CENTER			2	100%	2
ASCENSION ST MICHAEL'S HOSPITAL LAB		1	1	50%	2
MINUTECLINIC DIAGNOSTIC OF NEVADA-9586		1	1	50%	2
CVS IL1170POCT JOLIET		2			2
EXPRESSCARE URGENT CARE CENTER			2	100%	2
FLORIDA DEPARTMENT OF HEALTH IN ALACHUA COUNTY -			2	100%	2
DOCTORS CARE OF PALM COAST			2	100%	2
CVS OH6185POCT PICKERINGTON		2			2
CVS AZ5026POCT MESA		2			2
Kroger 412 - The Little Clinic Oxford		2			2
CARESPOT URGENT CARE		1	1	50%	2
SOUTH TAMPA AFTER HOURS CLINIC			2	100%	2
CITRUS HEALTH NETWORK INC			2	100%	2
MEDEXPRESS URGENT CARE - JEANNETTE		2			2
ACN PHYSICIANS GROUP CORP			2	100%	2
RAPID MEDLAB (004MO)		2			2
PruittHealth Lakehaven		2			2
MISSION HOSPITAL REGIONAL MEDICAL CENTER			2	100%	2
CHIEFLAND MEDICAL CENTER LLC			2	100%	2
ADVENTIST HINSDALE HOSPITAL LABORATORY			2	100%	2
SINAI POST ACUTE NURSING AND REHAB CE		2			2
OSF SAINT FRANCIS MEDICAL CENTER			2	100%	2
BAPTIST HEALTH LEXINGTON			2	100%	2
Kroger 686 - The Little Clinic Farragut		2			2
MAGNOLIA ADULT, LLC			2	100%	2
VITAL CARE CLINIC, LLC			2	100%	2
SOUTH DAKOTA DEPARTMENT OF HEALTH		2			2
MID-FLORIDA HEMATOLOGY AND ONCOLOGY CENTERS		2			2
MEDEXPRESS URGEN CARE - EAST BRUNSWICK		2			2
SOMA MEDICAL CENTER PA #3 GREENACRES			2	100%	2
CARTER BLOOD CARE			2	100%	2
LEHIGH MEDICAL AND RESEARCH CENTER, INC			2	100%	2
RIVER CITY MEDICAL ASSOCIATES, INC			2	100%	2
ORLANDO HEALTH PHYSICIAN GROUP			2	100%	2
CVS TX5807POCT PEARLAND		2			2
CENTRAL FLORIDA FAMILY HEALTH CENTER		2			2
Kroger 400 - The Little Clinic Hartley Bridge Rd		1	1	50%	2

COVID-19: testing by laboratory

Data through Mar 8, 2021 verified as of Mar 9, 2021 at 09:25 AM

Data in this report are provisional and subject to change.

The numbers in the table below represent the number of Florida and non-Florida residents for whom test results were received by the Department of Health. A person can be tested by more than one laboratory and can have both positive and negative results. **Therefore, the sum of the numbers in each column will be larger than the total number of people tested.**

Reporting lab	Inconclusive	Negative	Positive	Percent positive	Total
CVS AZ10150POCT PHOENIX		2			2
Kroger 853 - The Little Clinic East Broad Street		2			2
SPRINGS MEDICAL LAB		1	1	50%	2
HAWAII DEPARTMENT OF HEALTH			2	100%	2
Kroger 647 - The Little Clinic Newnan Crossings		1	1	50%	2
Bedford Care Center of Hattiesburg		2			2
CQUENTIA NGS, LLC			2	100%	2
VENETIAN GARDENS		2			2
SARASOTA IMMEDIATE CARE			2	100%	2
SOUTHCARE PHARMACY INC			2	100%	2
MEMORIAL HOSPITAL WEST			2	100%	2
FLORIDA DEPARTMENT OF HEALTH PINELLAS COUNTY-			2	100%	2
HOCHBERG LOWER SCHOOL		2			2
RIGHT AT HOME			2	100%	2
MINUTECLINIC DIAGNOSTIC OF OHIO #6139		2			2
Robert Cranfield			2	100%	2
HANOVER ENDOSCOPY CENTER		2			2
Manorcare Health Services West Reading North		2			2
DALLAS MEDICAL CENTER			2	100%	2
Workmens Circle Multicare Center		2			2
Kroger 745 - The Little Clinic Somerset		2			2
Tidelands Health Rehabilitation Hospital			2	100%	2
MINUTECLINIC DIAG OF IND, LLC #6250		2			2
WELL HEALTH LABS			2	100%	2
PALM CITY NURSING AND REHAB CENTER			2	100%	2
LAB CORP OF AMER SAN DIEGO			2	100%	2
CARENOW LENEXA			2	100%	2
NIAGARA APOTHECARY INC		2			2
ST JOHN'S RIVERSIDE HOSPITAL		2			2
MEDEXPRESS URGENT CARE-SELINGSGROVE		2			2
MINUTECLINIC DIAGNOSTIC OF NEW MEXICO LLC #7552		2			2
RENFREW CENTERS INC		2			2
Kroger 328 - The Little Clinic Henderson Road		2			2
BAYCARE OUTREACH LAB WH SOUTH			2	100%	2
OAKBRIDGE TERRACE AT SAE			2	100%	2
COMMUNITY HEALTH CENTERS INC			2	100%	2
CREATIVE HEALTH CENTER			2	100%	2
CVS CT288POCT BRISTOL		2			2
WALGREENS #05477		2			2
AFC PHYSICIANS OF FLORIDA, PA			2	100%	2
ACCESS LABORATORIES LLC			2	100%	2
WASHINGTON STATE DEPARTMENT OF HEALTH PUBLIC HEALTH LABORATORIES			2	100%	2
ST LUKES HOSPITAL			2	100%	2
SHERIDAN AT HOBE SOUND, THE			2	100%	2
MARLBORO URGENT CARE		2			2
MASSACHUSETTS DEPARTMENT OF HEALTH			2	100%	2

COVID-19: testing by laboratory

Data through Mar 8, 2021 verified as of Mar 9, 2021 at 09:25 AM

Data in this report are provisional and subject to change.

The numbers in the table below represent the number of Florida and non-Florida residents for whom test results were received by the Department of Health. A person can be tested by more than one laboratory and can have both positive and negative results. **Therefore, the sum of the numbers in each column will be larger than the total number of people tested.**

Reporting lab	Inconclusive	Negative	Positive	Percent positive	Total
HEALTH & REHAB CTR AT DOLPHINS VIEW, THE			2	100%	2
ANDERSON COUNTY HOSPITAL			2	100%	2
AHC Forest cove		2			2
CVS AZ9290POCT PHOENIX		2			2
BAYSHORE MEDICAL CENTER			2	100%	2
Good Samaritan Society Waukon		2			2
THE FOUNTAIN AT BOCA CIEGA BAY		2			2
CLEVELAND CLINIC IMAGING			2	100%	2
Jackson Health Care Facility			2	100%	2
Kroger 101 - The Little Clinic Hill Top		2			2
VIRGINIA DEPT OF HEALTH OFFICE OF EPIDEMIOLOGY			2	100%	2
MARCO ISLAND MEDICAL CENTER			2	100%	2
DRR JMC URGENT CARE DONALD ROSS			2	100%	2
BAPTIST HEALTHCARE - LAKEVIEW CENTER INC		2			2
DOWN HOME MEDICAL			2	100%	2
INTERMOUNTAIN MEDICAL CENTER			2	100%	2
JORDAN VALLEY MEDICAL CENTER			2	100%	2
SIMMONS			2	100%	2
VELOCITY URGENT CARE			2	100%	2
APALACHEE CENTER INC		2			2
EASTLAKE MEDICAL CENTER		2			2
UNIVERSITY HOSPITAL OF BROOKLYN		2			2
JOHNSON CITY MEDICAL CENTER		1	1	50%	2
SELECT MEDICAL CLINIC			2	100%	2
NIBHA MEDIRATTA MD PL			2	100%	2
SENDER RETREAT ADULT DAY CARE CENTERS			2	100%	2
DEBORAH HEART AND LUNG CENTER		2			2
MINUTECLINIC DIAGNOSTIC MEDICAL		2			2
ROYAL CARE MEDICAL CENTER			2	100%	2
FASTCARE LLC			2	100%	2
WEST FLORIDA MEDICAL ASSOCIATES, PA			2	100%	2
PEDIATRICS IN NORTH FLORIDA PA			2	100%	2
Crowne Health Care of Mobile		2			2
MINUTECLINIC DIAGNOSTIC, PA		2			2
Lenawee Medical Care Facility		2			2
ASANTE ROGUE REGIONAL MEDICAL CENTER L		2			2
Kroger 096 - The Little Clinic Orchard and Holly		2			2
ADVENTHEALTH MEDICALGROUP PEDIATRICS AT ORLANDO		2			2
MINUTECLINIC DIAGNOSTIC PA #3344		2			2
DASCENA LAB			2	100%	2
ORLANDO LUTHERAN TOWERS		1	1	50%	2
COLONIAL MEDICAL CENTER-EAST ORLANDO			2	100%	2
FLORIDA DEPARTMENT OF HEALTH (FDOH)			2	100%	2
DEPT OF HEALTH			2	100%	2
NEW BRIDGE MEDICAL CENTER		2			2
CVS M010151POCT SPRINGFIELD		1	1	50%	2

COVID-19: testing by laboratory

Data through Mar 8, 2021 verified as of Mar 9, 2021 at 09:25 AM

Data in this report are provisional and subject to change.

The numbers in the table below represent the number of Florida and non-Florida residents for whom test results were received by the Department of Health. A person can be tested by more than one laboratory and can have both positive and negative results. **Therefore, the sum of the numbers in each column will be larger than the total number of people tested.**

Reporting lab	Inconclusive	Negative	Positive	Percent positive	Total
LIFELINK OF FLORIDA		1	1	50%	2
TMH EC NORTHEAST LABORATORY			2	100%	2
NORTON IMMEDIATE CARE CENTER - PRESTON			2	100%	2
HARRINGTON PARK HEALTH AND REHAB		2			2
MIDDLETON PEDIATRICS			2	100%	2
RELIANCE MEDICAL CENTER			2	100%	2
SCIENTIFIC LABORATORY COMPANY		2			2
SOUTHERN SURGICAL ARTS		2			2
CHNJ		2			2
BOSTON PUBLIC HEALTH COMMISSION			2	100%	2
PRECISION DIAGNOSTIC INC		2			2
MARK HOANG MD PA			2	100%	2
ADVENTHEALTH IMAGING LAKE NONA			2	100%	2
HOLY FAMILY MEDICAL CENTER		1	1	50%	2
COBLESKILL REGIONAL HOSPITAL		2			2
MINUTECLINIC DIAGNOSTIC OF PA LLC		2			2
EXPRESS CARE WALK-IN CLINIC			2	100%	2
AYASS BIOSCIENCE LLC			2	100%	2
CVS IL3163POCT OAK PARK		2			2
NORTH COUNTRY FAMILY HEALTH CENTER INC		2			2
CENTRAL ARKANSAS VETERANS HEALTHCARE SYSTEM - VETERANS AFFAIRS			2	100%	2
WALGREENS #13605		2			2
WILSON MEMORIAL HOSPITAL			2	100%	2
MEDICAL CENTER LABORATORY			2	100%	2
WE CARE HOME HEALTH SOLUTIONS LLC			2	100%	2
PEACEHEALTH CENTRAL		2			2
PTC LABORATORIES			2	100%	2
MEDEXPRESS URGENT CARE - CEDAR KNOLLS		2			2
DEKALB MEDICAL CENTER LABORATORY			2	100%	2
ST. MARY'S MEDICAL CENTER EVANSVILLE, INC			2	100%	2
Buena Vista Care Center		2			2
WARE EXPRESS CARE			2	100%	2
CHRISTUS SPOHN HOSPITAL			2	100%	2
CITRUS DERMATOLOGY			2	100%	2
BLOSSOMS ASSISTED LIVING 1 LLC			2	100%	2
JMC TALLAHASSEE, LLC			2	100%	2
CHIPOLA QUICK CARE			2	100%	2
MINUTECLINIC DIAG OF IND, LLC #6553		2			2
AMEDISYS HOME HEALTH OF GREENVILLE			2	100%	2
HEARTLAND HOME HEALTH CARE		2			2
Green Mountain Nursing and Rehabilitation		2			2
SACRED HEART HOSPITAL ON THE EMERALD			2	100%	2
PEACE RIVER MEDICAL CENTER		2			2
DR. G'S URGENT CARE			2	100%	2
CVS PA371POCT PHILADELPHIA		2			2
MY PHARMACY			2	100%	2

COVID-19: testing by laboratory

Data through Mar 8, 2021 verified as of Mar 9, 2021 at 09:25 AM

Data in this report are provisional and subject to change.

The numbers in the table below represent the number of Florida and non-Florida residents for whom test results were received by the Department of Health. A person can be tested by more than one laboratory and can have both positive and negative results. **Therefore, the sum of the numbers in each column will be larger than the total number of people tested.**

Reporting lab	Inconclusive	Negative	Positive	Percent positive	Total
GOLDSTEIN			2	100%	2
CONCENTRA - ORLANDO SOUTH II		2			2
LEGACY ER & URGENT CARE - FRISCO WEST			2	100%	2
TEXAS HEALTH CARE			2	100%	2
MOBILE HEALTH LABS LLC			2	100%	2
MINUTECLINIC MINUTECLINIC #4978		1	1	50%	2
CVS NH2257POCT MANCHESTER		2			2
MANATEE MEMORIAL HOSPITAL CLINICAL LABORATORY			2	100%	2
MCLAREN REGIONAL MEDICAL CENTER			2	100%	2
TEXAS REGIONAL ASTHMA & ALLERGY CENTER			2	100%	2
VOLUNTEERS OF AMERICA OF FLORIDA			2	100%	2
QUEENS UNIVERSITY OF CHARLOTTE		2			2
NYU LANGONE HUNTINGTON MEDICAL GROUP		2			2
FLORIDA SCHOOL FOR THE DEAF & BLIND			2	100%	2
STATE OF FLORIDA			2	100%	2
SUNSHINE PHARMACY		2			2
Timber Ridge Health Care Center			2	100%	2
HCR MANOR CARE SERVICES OF FLORIDA III INC		2			2
KANSAS CITY VA MEDICAL CENTER			2	100%	2
ST. ELIZABETH HEALTHCARE			2	100%	2
CVS MINUTE CLINIC #5836		2			2
TWIN LAKES REHAB & HEALTHCARE		2			2
Walgreens #12427		1	1	50%	2
CVS IN8669POCT INDIANAPOLIS		2			2
STOP URGENT CARE			2	100%	2
Manor Care-Kingston Court of York PA, LLC		2			2
ELMHURST MEMORIAL HOSPITAL			2	100%	2
MEDAILLE COLLEGE WELLNESS CENTER		2			2
FL DEPT OF HEALTH MARION COUNTY MOBILE HEALTH UNIT			2	100%	2
SYNEOS HEALTH			2	100%	2
OSF ST JOSEPH MEDICAL CENTER			2	100%	2
MANSFIELD MEDICAL LODGE			2	100%	2
JOHN D. ARCHBOLD MEM. HOSPITAL			2	100%	2
MAYO CLINIC BEACHES PRIMARY CARE CTR		2			2
SANIBEL MEDICAL CLINIC			2	100%	2
DNA DIAGNOSTICS CENTER		2			2
AFC URGENT CARE CLEVELAND			2	100%	2
Stillwater Healthcare		2			2
MADISON HOSPITAL LABORATORY			2	100%	2
CIGNA GATEWAY			2	100%	2
MEMORIAL HOSPITAL OF SOUTH BEND			2	100%	2
FLORIDA MEDICAL CENTER			2	100%	2
OUR LADY OF THE LAKE REGIONAL MEDICAL CENTER			2	100%	2
107TH PLACE GROUP HOME		2			2
ADVANCED MEDICAL CARE			2	100%	2
Kroger 687 - The Little Clinic Sugar Hill		1	1	50%	2

COVID-19: testing by laboratory

Data through Mar 8, 2021 verified as of Mar 9, 2021 at 09:25 AM

Data in this report are provisional and subject to change.

The numbers in the table below represent the number of Florida and non-Florida residents for whom test results were received by the Department of Health. A person can be tested by more than one laboratory and can have both positive and negative results. **Therefore, the sum of the numbers in each column will be larger than the total number of people tested.**

Reporting lab	Inconclusive	Negative	Positive	Percent positive	Total
CVS OH10893POCT PARMA		1	1	50%	2
PALM MEDICAL CENTER - PLANT CITY		2			2
MELBOURNE URGENT CARE			2	100%	2
NORTHEAST FLORIDA HEALTH SERVICES, INC DBA FAMILY HEALTH SOURCE			2	100%	2
MEMORIAL HERMANN CONSOLIDATED LABORATORY SERVICES			2	100%	2
NATIONAL JEWISH HEALTH			2	100%	2
Parkridge Specialty Care		2			2
VALUE DRUGS BRONXVILLE INC		2			2
ADVOCATE SHERMAN HOSPITAL			2	100%	2
CVS TX8322POCT AUSTIN		2			2
MINUTECLINIC, LLC #05891		1	1	50%	2
MINUTECLINIC DIAGNOSTIC OF OHIO #6192		2			2
CHEROKEE COUNTY HEALTH AND REHAB CENTER		2			2
QUEST DIAGNOSTICS INCORPORATED			2	100%	2
OPP HEALTH AND REHABILITATION		2			2
EAST SIDE CLINICAL LABORATORY		1	1	50%	2
MED-LAKE LABORATORY, LLC			2	100%	2
FLORIDA MEDICAL CLINIC, LLC			2	100%	2
WALGREENS #15495		1	1	50%	2
PM PEDIATRICS OF BAYSIDE PLLC - HOPEWELL JUNCTION		2			2
BROOKS -TLC HOSPITAL SYSTEM			2	100%	2
HAILE MEDICAL GROUP PA		2			2
SCDHEC BUREAU OF LABORATORIES			2	100%	2
Van Wert Manor		2			2
SUMMIT URGENT CARE PS			2	100%	2
RAPID RESULT CORP LLC		1	1	50%	2
ADVENTHEALTH EAST ORLANDO EMPLOYEE CLINIC		2			2
GERM BUSTERS 911 LLC			2	100%	2
CVS PHARMACY			2	100%	2
PEDIATRIC HEALTH CARE		1	1	50%	2
FAMILY CARE SPECIALISTS OF ORLANDO			2	100%	2
UC CORAL GABLES			2	100%	2
Lakeside Oaks Care Center			2	100%	2
RHODE ISLAND DEPARTMENT OF HEALTH LABORATORIES			2	100%	2
BROOKDALE ALTAMONTE SPRINGS			2	100%	2
ENVOY OF FORK UNION, LLC DBA ENVOY AT THE VILLAGE		2			2
POPLAR HEALTHCARE			2	100%	2
SOUTH BEND MEDICAL FOUNDATION			2	100%	2
LIFETIME FAMILY URGENT CARE			2	100%	2
CVS NM8918POCT ALBUQUERQUE		2			2
CHESTERFIELD HEALTHCARE GROUP, INC		2			2
ADVENTHEALTH IMAGING PARTIN SETTLEMENT			2	100%	2
BOND COMMUNITY HEALTH CENTER			2	100%	2
CVS M08581POCT BLUE SPRINGS		1	1	50%	2
LILY PHARMACY		2			2
HEALTH PARTNERS REGIONAL HOSPITAL			2	100%	2

COVID-19: testing by laboratory

Data through Mar 8, 2021 verified as of Mar 9, 2021 at 09:25 AM

Data in this report are provisional and subject to change.

The numbers in the table below represent the number of Florida and non-Florida residents for whom test results were received by the Department of Health. A person can be tested by more than one laboratory and can have both positive and negative results. **Therefore, the sum of the numbers in each column will be larger than the total number of people tested.**

Reporting lab	Inconclusive	Negative	Positive	Percent positive	Total
VAULT HEALTH			2	100%	2
MAYO CLINIC GROUP PRACTICE LABORATORY			2	100%	2
POMERENE HOSPITAL			2	100%	2
WHITESANDS OUTPATIENT TREATMENT		2			2
STATCARE URGENT AND WALK-IN			2	100%	2
FLORIDA DEPARTMENT OF HEALTH IN ESCAMBIA COUNTY		1	1	50%	2
Beth Sholom Home of Eastern Virginia		1	1	50%	2
SUMMERFIELD RETIREMENT LIVING, INC			2	100%	2
PARKLAND HEALTH & HOSPITAL			2	100%	2
Hackensack Univ Medical Center At Pasc		1	1	50%	2
NEMOURS CHILDREN'S PRIMARY CARE THE VILLAGES		2			2
CITY OF WEST PALM BEACH EMPLOYEE & FAMILY HEALTH		2			2
SPECIALTY LABORATORIES			2	100%	2
CVS CA9606POCT TEMECULA		2			2
TRINITY DIALYSIS			2	100%	2
UWMC MONTLAKE DEPT OF LAB MED			2	100%	2
BIONIC TECHNOLOGIES CORPORATION			2	100%	2
HOME CARE PHARMACY OF PALM COAST INC		2			2
WARD MEMORIAL HOSPITAL		2			2
JACKSON LABORATORY OF GENOMIC MEDICINE		2			2
NEW GEN LABS			2	100%	2
UK HEALTHCARE			2	100%	2
REGIONAL MEDICAL CENTER BAYONET POINT			2	100%	2
MINUTE-CLINIC DIAGNOSTIC OF VIRGINIA, LLC #3949		2			2
BENEVA LAKES ASSISTED LIVING CENTER			2	100%	2
COLUMBIA COTTAGE		2			2
MEDEXPRESS URGENT CARE - SPRINGDALE, S 40TH STREET		2			2
Advanced Rehabilitation and Healthcare of Wichita Falls		2			2
MANASOTA PEDIATRICS			2	100%	2
MEDEXPRESS URGENT CARE-BLOOMFIELD AVEN		2			2
HAMILTON COUNTY HEALTH DEPARTMENT		2			2
MEASE MANOR MEMORY CARE		2			2
CVS MA920POCT CLINTON		2			2
HOLY TRINITY PHARMACY LLC		2			2
HOUSTON HEALTH DEPARTMENT - BUREAU OF LABORATORY SERVICES			2	100%	2
MEDEXPRESS URGENT CARE - LINCOLN N 26T		2			2
Luther Acres Manor		2			2
STARMED FAMILY & URGENT CARE			2	100%	2
WISE HEALTH SYSTEM		1	1	50%	2
Hartwell Health and Rehabilitation		2			2
CDK LIBERTY ENTERPRISES, LLC		2			2
GULF COAST MEDICAL CENTER RESPIRATORY CARE			2	100%	2
PICHARDO CLINIC, THE			2	100%	2
FLORIDA PRIMARY CARE CENTER PA		2			2
NEMOURS CHILDREN'S PRIMARY CARE OF VERO BEACH			2	100%	2
LABRADOR PRIMARY CARE CENTER			2	100%	2

COVID-19: testing by laboratory

Data through Mar 8, 2021 verified as of Mar 9, 2021 at 09:25 AM

Data in this report are provisional and subject to change.

The numbers in the table below represent the number of Florida and non-Florida residents for whom test results were received by the Department of Health. A person can be tested by more than one laboratory and can have both positive and negative results. **Therefore, the sum of the numbers in each column will be larger than the total number of people tested.**

Reporting lab	Inconclusive	Negative	Positive	Percent positive	Total
MAWD PATHOLOGY GROUP			2	100%	2
CVS TX7156POCT RICHARDSON		2			2
NATIONWIDE LABORATORY SERVICES		1	1	50%	2
Kroger 739 - The Little Clinic La Grange Road		2			2
SUNBRIDGE CARE & REHAB FOR DECATUR		2			2
DURAND SENIOR CARE & REHAB CENTER		2			2
GRANDVIEW COLLEGE STUDENT HEALTH CENTE		2			2
HERNANDO CHILDREN'S			2	100%	2
USCG ABBOTT BINAXNOW		1	1	50%	2
ALVERNO CLINICAL LABORATORIES			2	100%	2
CROSSTOWN PHARMACY		2			2
ATVIVO LLC		2			2
VA OUTPATIENT PHARMACY			2	100%	2
MEDEXPRESS URGENT CARE FOX CHAPEL		2			2
PAUL GRECO MD CONCIERGE MEDICAL SERVICES PL		2			2
DEER'S HEAD CENTER		2			2
METROHEALTH SYSTEM			2	100%	2
CVS AZ9210POCT SCOTTSDALE		2			2
MEASE COUNTRYSIDE HOSPITAL CARDIAC REH			2	100%	2
PENSACOLA MEDICAL CLINIC LLC			2	100%	2
INSPIRE HEALTHCARE CENTER			2	100%	2
Warren Center for Rehabilitation and Nursing		2			2
Holiday Retirement Home			2	100%	2
SOUTHEASTERN INSTITUTE OF RESTORATIVE MEDICINE		1	1	50%	2
RAINY LAKE MEDICAL CENTER			2	100%	2
ASHLEY PEDIATRICS			2	100%	2
MEDSTAR HARBOR HOSPITAL			2	100%	2
FIRST PREVENTION AND DIALYSIS CENTER LLC			2	100%	2
EMERALD TRACE		2			2
DOCTOR'S IN-HOUSE LAB/COMMUNITY HEALTH CENTERS OF PINELLAS - JOHNNIE R			2	100%	2
MEDEXPRESS URGENT CARE-SALINA, S 9TH ST		2			2
PM PEDIATRICS OF SELDEN, PLLC		2			2
TWELVE OAKS RECOVERY CENTER			2	100%	2
BRANDYWYNE HEALTH CARE CENTER			2	100%	2
PRIMACARE MEDICAL LAKEWOOD			2	100%	2
Cortland Acres Association		2			2
RCA LABORATORY SERVICES LLC			2	100%	2
BROOKSVILLE DIALYSIS			2	100%	2
INTERNAL MEDICINE ASSOCIATES-DUNELLON			2	100%	2
BAYMEADOWS PRIMARY CARE		2			2
WOMENS CARE FLORIDA LLC-LABORATORY		2			2
NATHAN LITTAUER HOSPITAL LAB		2			2
OAKMONT EAST- GREENVILLE SC, LLC		2			2
PHOEBE BERKS HEALTH CARE CENTER		2			2
CVS CA9803POCT RIVERSIDE		2			2
HEALTH FIRST MEDICAL GROUP			2	100%	2

COVID-19: testing by laboratory

Data through Mar 8, 2021 verified as of Mar 9, 2021 at 09:25 AM

Data in this report are provisional and subject to change.

The numbers in the table below represent the number of Florida and non-Florida residents for whom test results were received by the Department of Health. A person can be tested by more than one laboratory and can have both positive and negative results. **Therefore, the sum of the numbers in each column will be larger than the total number of people tested.**

Reporting lab	Inconclusive	Negative	Positive	Percent positive	Total
CORNERSTONE MEDICAL CARE OF BRANDON		2			2
ASCENSION ST VINCENT'S RIVERSIDE			2	100%	2
MARTIN MEDICAL CENTER INC		1	1	50%	2
PREMIER PEDIATRICS LLC			2	100%	2
OAKMONT WEST- GREENVILLE SC		2			2
MEMORIAL HOSPITAL OF CARBONDALE			2	100%	2
NEMOURS CHILDREN'S URGENT CARE LAKE NONA			2	100%	2
ESCANDON DIAGNOSTIC CLINIC			2	100%	2
MID AMERICA CLINICAL LABS			2	100%	2
ARCPPOINT LABS OF ALTAMONTE SPRINGS			2	100%	2
CIMA MEDICAL CENTER		1	1	50%	2
CLEVELAND CLINIC FLORIDA LABORATORY			2	100%	2
Lake Charles Healthcare LLC dba Landmark Lake Charles			2	100%	2
PANCARE HEALTH - SNEADS ELEMENTARY			2	100%	2
POMONA VALLEY COMMUNITY HOSPITAL			2	100%	2
CATHOLIC HEALTH LABORATORY SERVICES		2			2
BAPTIST HOSPITAL INTERNAL MEDICINE GULF BREEZE			2	100%	2
MEDEXPRESS URGENT CARE - FORT SMITH		2			2
CVS MA447POCT NORTHAMPTON		2			2
Camellia Gardens		2			2
CVS OH4301POCT NORTHFIELD		2			2
LAKE SUCCESS EXTENDED CARE		2			2
YOUTH AND YOU, INC		2			2
AMICUS MEDICAL CENTER LLC			2	100%	2
WALGREENS #06583		2			2
SOUTHERN TENNESSEE MEDICAL CENTER			2	100%	2
MD NOW URGENT CARE MEDICAL CENTERS INC			2	100%	2
ROPER HOSPITAL			2	100%	2
GOUVERNEUR HOSPITAL LABORATORY		2			2
CVS IN6559POCT AVON		2			2
DELAWARE DIAGNOSTICS LABS			2	100%	2
CLEAR LAKE REGIONAL MEDICAL CENTER			2	100%	2
HUMILITY OF MARY HEALTH PARTNERS			2	100%	2
VANAYER HEALTHCARE AND REHAB CENTER		2			2
MOUNT SINAI AVENTURA DIAGNOSTIC CENTER			2	100%	2
BAYCARE OUTREACH LAB			2	100%	2
UNIVERSITY OF TEXAS AT EL PASO, THE			2	100%	2
UNIVERSITY OF MISSOURI HEALTH CARE			2	100%	2
PRIMARY HEALTH CARE ASSOCIATES INC			2	100%	2
STARR CITY OF ROMA COMMUNITY CENTER			2	100%	2
FRESENIUS KIDNEY CARE			2	100%	2
THE EDGEWATER AND WATERMAN VILLAGE			2	100%	2
MINUTECLINIC DIAGNOSTIC PA #7110		2			2
NORTHSIDE FAMILY MEDICINE AND URGENT CARE (HOLLY SPRINGS)		2			2
FLORIDA MEDICAL CENTER OF CLEARWATER		2			2
LABCORP OF AMERICA HOLDINGS		1	1	50%	2

COVID-19: testing by laboratory

Data through Mar 8, 2021 verified as of Mar 9, 2021 at 09:25 AM

Data in this report are provisional and subject to change.

The numbers in the table below represent the number of Florida and non-Florida residents for whom test results were received by the Department of Health. A person can be tested by more than one laboratory and can have both positive and negative results. **Therefore, the sum of the numbers in each column will be larger than the total number of people tested.**

Reporting lab	Inconclusive	Negative	Positive	Percent positive	Total
NORTHSIDE FAMILY MEDICINE AND URGENT CARE (EAST COBB)		2			2
AFFORDABLE PRIMARY CARE LLC		2			2
SAFE PMC		2			2
CHI MEMORIAL PRIMARY CARE ASSOCIATES-A		2			2
FALCON HEALTH CENTER			2	100%	2
JUPITER PEDIATRIC ASSOCIATES, PA		1	1	50%	2
GULF COAST REGIONAL MEDICAL CARE		2			2
MEDEXPRESS URGENT CARE - SPRINGFIELD, COOLEY ST		2			2
OELWEIN HEALTH CARE CENTER		2			2
MATHER HOSPITAL			2	100%	2
DUKE HEALTH REGIONAL HOSPITAL			2	100%	2
CORMEUM LAB SERVICES, LLC			2	100%	2
POINTE AT NEW PORT PLACE,THE		2			2
SMITH NORTHVIEW HOSPITAL LAB			2	100%	2
TRINITAS REGIONAL MEDICAL CENTER		1	1	50%	2
CVS TX7603POCT SAGINAW		2			2
University Plaza Rehabilitation and Nursing			2	100%	2
PARKRIDGE MEDICAL CENTER			2	100%	2
CONEMAUGH MEMORIAL MEDICAL CENTER		2			2
Kroger 441 - The Little Clinic Middletown		2			2
COOK HOSPITAL AND CARE CENTER		1	1	50%	2
UT AUSTIN UNIVERSITY HEALTH SERVICES			2	100%	2
TREASURE COAST INFECTIOUS DISEASE CONSULTANTS		1	1	50%	2
CLINICAL CARE INC			2	100%	2
PREMIER MEDICAL LABORATORY			2	100%	2
Kroger 777 - The Little Clinic Shelbyville		1	1	50%	2
RDX BIOSCIENCE INC			2	100%	2
WESTMINSTER SUNCOAST			2	100%	2
BIOHEALTH MEDICAL LAB INC			2	100%	2
NLC LABS			2	100%	2
LABTOX LABORATORIES			2	100%	2
New Jersey Aim At Smg		2			2
WEAKLEY COUNTY REHAB AND NURSING CENTER		2			2
WALKONCLINIC			2	100%	2
Kroger 426 - The Little Clinic Suwanee		2			2
TALLAHASSEE MEMORIAL HEALTHCARE FAMILY MED RESIDENCY			2	100%	2
APC PEDIATRICS			2	100%	2
STAGES OF LIFE MEDICAL INSTITUTE			2	100%	2
CAREWELL JW - WORCESTER LNC			2	100%	2
RAPID URGENT CARE - ALBANY			2	100%	2
ARLINGTON DIALYSIS CENTER LLC		2			2
DMC UNIVERSITY LABORATORIES		1	1	50%	2
ARLINGTON OF NAPLES INC, THE		2			2
EXPRESS CARE OF THE SHOALS		1	1	50%	2
STARR COUNTY MEMORIAL HOSPITAL			2	100%	2
INTEGRATED REGIONAL LABS			2	100%	2

COVID-19: testing by laboratory

Data through Mar 8, 2021 verified as of Mar 9, 2021 at 09:25 AM

Data in this report are provisional and subject to change.

The numbers in the table below represent the number of Florida and non-Florida residents for whom test results were received by the Department of Health. A person can be tested by more than one laboratory and can have both positive and negative results. **Therefore, the sum of the numbers in each column will be larger than the total number of people tested.**

Reporting lab	Inconclusive	Negative	Positive	Percent positive	Total
SANTA ROSA COUNTY HEALTH DEPARTMENT			2	100%	2
NEIGHBORCARE PHARMACY SERVICES		2			2
AdventHealth Care Center Orlando North			2	100%	2
ATHENA CARE RESOURCES LLC		2			2
Kroger 130 - The Little Clinic Colorado Springs		2			2
PUBLIC HEALTH LABORATORY	1		1	50%	2
MEDEXPRESS URGENT CARE - BRIDGEVILLE		2			2
STUART SURGERY CENTER, LLC			2	100%	2
MINUTECLINIC DIAGNOSTIC OF TEXAS, LLC #7435		2			2
APPLECARE VALDOSTA			2	100%	2
BAYCARE LABORATORIES			2	100%	2
BIRMINGHAM INTERNAL MEDICINE ASSOCIATE		1	1	50%	2
MAINE CENTER FOR DISEASE CONTROL AND PREVENTION			2	100%	2
NAVAL MEDICAL CENTER			2	100%	2
CVS PA7132POCT THORNDALE		2			2
HOME ACCESS HEALTH			2	100%	2
THOMASVILLE REGIONAL MEDICAL CENTER		2			2
GIGI WOOD DAVIS DO-FAMILY MEDICINE		2			2
STEWART ST ELIZABETH MEDICAL CENTER			2	100%	2
LACORP		1	1	50%	2
Birchaven		2			2
CALIFORNIA DIVISION OF COMMUNICABLE DISEASE CONTROL			2	100%	2
MEMORIAL HERMANN HOSPITAL			2	100%	2
PALOS COMMUNITY HOSPITAL LABORATORY			2	100%	2
Avanti Wellness and Rehab			2	100%	2
MEDEXPRESS URGENT CARE, LANCASTER WEST		1	1	50%	2
Greystone Nursing and Rehab, LLC			2	100%	2
METHODIST MANSFIELD MEDICAL CENTER			2	100%	2
CVS ME329POCT PORTLAND		2			2
MINUTECLINIC DIAGNOSTIC OF OHIO #5060		2			2
DELRAY BEACH HEALTH CENTER			2	100%	2
MIDLAND MEMORIAL HOSPITAL			2	100%	2
MINUTECLINIC, DIAGNOSTIC OF TEXAS, LLC		2			2
CHARLOTTE COUNTY HEALTH DEPARTMENT			2	100%	2
UHEALTH CARDIOLOGY			2	100%	2
ALL PEDIATRIC CARE PA			2	100%	2
Willowbrooke Court at Country House		2			2
MIDDLE TENN MENTAL HEALTH INSTITUTE		2			2
BERNHARDT LABORATORIES INC			2	100%	2
CLEARWATER PAIN MANAGEMENT ASSOCIATES			2	100%	2
CROSSROADS URGENT CARE DBA URGENT TEA		2			2
CVS M05724POCT KANSAS CITY		2			2
MEDEXPRESS URGENT CARE-MT PLEASANT		1	1	50%	2
AFC URGENT CARE/FARRAGUT			2	100%	2
SUNNYSIDE MANOR		2			2
MOBILE COUNTY HEALTH DEPARTMENT		1	1	50%	2

COVID-19: testing by laboratory

Data through Mar 8, 2021 verified as of Mar 9, 2021 at 09:25 AM

Data in this report are provisional and subject to change.

The numbers in the table below represent the number of Florida and non-Florida residents for whom test results were received by the Department of Health. A person can be tested by more than one laboratory and can have both positive and negative results. **Therefore, the sum of the numbers in each column will be larger than the total number of people tested.**

Reporting lab	Inconclusive	Negative	Positive	Percent positive	Total
TRICORE REFERENCE LABORATORY		1	1	50%	2
EDGEWATER RETIREMENT MANOR			2	100%	2
STANFORD HEALTH CARE ANATOMIC PATHOLOGY & CLINICAL LAB			2	100%	2
SARASOTA MEMORIAL MEDICAL URGENT CARE CENTER			2	100%	2
VETERANS AFFAIRS MEDICAL CENTER - GREATER LOS ANGELES			2	100%	2
AGILE URGENT CARE			2	100%	2
INA		1	1	50%	2
NAVAL BRANCH MEDICAL CLINIC			2	100%	2
MEDEXPRESS URGENT CARE - LAWRENCE		2			2
Walgreens #10207		2			2
GALEN BAYLOR EXTENSION		2			2
BAY CORRECTIONAL AND REHABILITATION FACILITY			2	100%	2
GEISINGER MEDICAL CENTER		2			2
MARINA ISLE ASSISTED LIVING		2			2
HAMILTON CHD		2			2
PANCARE HEALTH - FRANKLIN CO			2	100%	2
FLORIDA MEDICAL CLINIC CARDIOLOGY-ZH			2	100%	2
SIGNATURE CARE LEWISVILLE-EMERGENCY CENTER		1	1	50%	2
UW HOSPITAL AND CLINICS		1	1	50%	2
Kroger 549 - The Little Clinic Clinton Highway		2			2
U OF MIAMI MILLER SCHOOL OF MEDICINE			2	100%	2
JULIE STAATS DO		2			2
CARE 365			2	100%	2
MOORE CLINICAL RESEARCH INC			2	100%	2
GINKGO-IXLAYER		2			2
MAURY REGIONAL MEDICAL CENTER		2			2
KAILOS GENETICS INC			2	100%	2
CVS MA1877POCT NORTON		2			2
JASPER MEMORIAL HOSPITAL		1	1	50%	2
ACCESS MEDICAL GROUP OF TAMPA II, INC		2			2
WEST COAST PEDIATRICS			2	100%	2
MARQUESA MEDICAL		2			2
CPL LABS			2	100%	2
MORRISTOWN MEMORIAL HOSPITAL		2			2
CVS OH2486POCT NILES		1	1	50%	2
Kroger 550 - The Little Clinic Bellevue		2			2
BD MEDICAL SYSTEMS			2	100%	2
MONICE DR.			2	100%	2
MAJESTIC GUARDIANS			2	100%	2
DALLAS VA MEDICAL CENTER - VA NORTH TEXAS HEALTH CARE SYSTEM			2	100%	2
GENETIC ASSAYS INC			2	100%	2
MEMORIAL HEALTH UNIVERSITY MEDICAL CENTER			2	100%	2
CVS GA2279POCT SUWANEE		2			2
AFC/DOCTORS EXPRESS NORTH BERGEN		2			2
HPH HOME CARE		1	1	50%	2
FLORIDA CLINICAL LABORATORY INC			2	100%	2

COVID-19: testing by laboratory

Data through Mar 8, 2021 verified as of Mar 9, 2021 at 09:25 AM

Data in this report are provisional and subject to change.

The numbers in the table below represent the number of Florida and non-Florida residents for whom test results were received by the Department of Health. A person can be tested by more than one laboratory and can have both positive and negative results. **Therefore, the sum of the numbers in each column will be larger than the total number of people tested.**

Reporting lab	Inconclusive	Negative	Positive	Percent positive	Total
GASTROENTEROLOGY ASSOCIATES			2	100%	2
CVS AZ5477POCT SURPRISE		2			2
CVS OH5457POCT POWELL		2			2
AUGUSTA HEALTH SKILLED CARE			2	100%	2
RRMC CREEKSIDE LAB		2			2
A+ URGENT/PRIMARY CARE			2	100%	2
St. Josephs Hospital			2	100%	2
MINUTECLINIC # 21110			2	100%	2
IN & OUT URGENT CARE METAIRIE			2	100%	2
ADVENT HEALTH CENTRAL TEXAS		1	1	50%	2
MEDLOGIC, LLC		2			2
MILFORD REGIONAL HOSPITAL			2	100%	2
UF KANAPAHA LAB BEAKER		2			2
MINUTECLINIC, LLC, DBA MINUTECLINIC #4		2			2
SOUTHSIDE FAMILY MEDICAL		2			2
MD NOW URGENT CARE CENTER INC.			2	100%	2
WillowBrooke Court at Southampton Estates		2			2
ORMOND BEACH URGENT CARE			2	100%	2
NEMOURS CHILDRENS PRIMARY CARE			2	100%	2
CRUC CMCH-COVID-19		2			2
CONWAY MEDICAL CENTER			2	100%	2
UNIVERSITY OF MARYLAND MEDICAL CENTER			2	100%	2
Great Lakes Health Center			2	100%	2
BUFFALO CROSSINGS HEALTHCARE AND REHABILITATION CENTER			2	100%	2
Walgreens #9278		2			2
PALM BAY COMMUNITY OUTPATIENT CLINIC		2			2
PALMS OF FT MYERS,THE			2	100%	2
ASSOCIATES IN UROGYNECOLOGY MD LLC		2			2
CARE NOW DENTON			2	100%	2
PALM COAST DIALYSIS		2			2
GUTHRIE CORNING HOSPITAL LABORATORY		2			2
CHAPPEL GROUP RESEARCH, THE		2			2
COMMUNITY HEALTH CENTERS OF PINELLAS, INC			2	100%	2
VALUE DRUGS GREENLAWN INC		2			2
ST. JOSEPH REGIONAL MEDICAL CENTER			2	100%	2
CSS- TWELVE OAKS			2	100%	2
CVS MA1095POCT AMHERST		2			2
UNIVERSITY COMMUNITY HEALTH SERVICES		1	1	50%	2
SYLVAN NURSING			2	100%	2
MEDEXPRESS URGENT CARE - MYLAN			2	100%	2
BAYLOR SCOTT & WHITE COMPREHENSIVE WOUND			2	100%	2
RIVERSIDE METHODIST HOSPITAL LAB			2	100%	2
ADVANCE FAMILY PRACTICE LLC			2	100%	2
HEALTH EXPRESS URGENT CARE			2	100%	2
Iowa Veterans Home		2			2
UT PATH			2	100%	2

COVID-19: testing by laboratory

Data through Mar 8, 2021 verified as of Mar 9, 2021 at 09:25 AM

Data in this report are provisional and subject to change.

The numbers in the table below represent the number of Florida and non-Florida residents for whom test results were received by the Department of Health. A person can be tested by more than one laboratory and can have both positive and negative results. **Therefore, the sum of the numbers in each column will be larger than the total number of people tested.**

Reporting lab	Inconclusive	Negative	Positive	Percent positive	Total
SARHA DOCTORS CENTER			1	100%	1
PUBLIX PHARMACY #0332		1			1
SISTERS MISSION			1	100%	1
CARSON NURSING AND REHABILITATION CENTER		1			1
NAVAL BRANCH HEALTH CLINIC			1	100%	1
MEDOR/ACC SYNCHRONY			1	100%	1
VICTORIA PAIN AND REHABILITATION CENTER			1	100%	1
ORLANDO HEALTH MEDICAL GROUP			1	100%	1
NEW YORK PRESBYTERIAN HOSPITAL			1	100%	1
COLLIER BLVD HMA PHYSICIANS MANAGEMENT LLC			1	100%	1
VALLEY HOSPITAL MEDICAL CENTER		1			1
UF HEALTH - WILDLIGHT			1	100%	1
NORTH RIVER FAMILY HEALTH CENTER			1	100%	1
ABINGTON MEMORIAL HOSPITAL			1	100%	1
Shelbyville Manor		1			1
MD NOW URGENT CARE			1	100%	1
Le Roy Village Green		1			1
GWINNETT MEDICAL CENTER			1	100%	1
POUDRE VALLEY HOSPITAL			1	100%	1
HEALTHFORCE PARTNERS INC			1	100%	1
DOCTORS CARE - GREER		1			1
MID-FLORIDA PATHOLOGY LLC		1			1
SAWGRASS PEDIATRIC PARTNERS LLC			1	100%	1
PELICAN STATE OUTPATIENT CENTER			1	100%	1
TITUSVILLE TOWERS ASSISTED LIVING		1			1
HIGHLAND LABORATORY			1	100%	1
ALLEGHENY GENERAL HOSPITAL			1	100%	1
WEST FLORIDA MEDICAL ASSOCIATES			1	100%	1
Ohman Family Living at Holly Assisted Living		1			1
CVS GA5622POCT DALLAS		1			1
RYE BEACH PHARMACY INC		1			1
Birmingham Nursing & Rehab Center		1			1
BAPTIST HEALTH PRIMARY CARE AT CUTLER BAY			1	100%	1
KAISER PERMANENTE REGIONAL REFERENCE LABORATORY		1			1
ADAMS COUNTY HEALTH DEPARTMENT			1	100%	1
FAMILY MEDICAL CENTER		1			1
MEDEXPRESS URGENT CARE - DANVILLE		1			1
CVS CA9497POCT IRVINE		1			1
C A R E S		1			1
HALIFAX HEALTH PRIMARY CARE			1	100%	1
GADSDEN FAMILY PRACTICE		1			1
LOPEZ		1			1
MD NOW MEDICAL CENTERS, INC			1	100%	1
WAKE FOREST MEDICAL CENTER LABORATORY			1	100%	1
SIGNATURE CARE MIDLAND			1	100%	1
Nemours Children's Clinic-Orla			1	100%	1

COVID-19: testing by laboratory

Data through Mar 8, 2021 verified as of Mar 9, 2021 at 09:25 AM

Data in this report are provisional and subject to change.

The numbers in the table below represent the number of Florida and non-Florida residents for whom test results were received by the Department of Health. A person can be tested by more than one laboratory and can have both positive and negative results. **Therefore, the sum of the numbers in each column will be larger than the total number of people tested.**

Reporting lab	Inconclusive	Negative	Positive	Percent positive	Total
NEW RIVER HEALTH DISTRICT			1	100%	1
CAH ACQUISITION COMPANY 11 LLC			1	100%	1
DAYTONA BEACH DIALYSIS			1	100%	1
CLEVELAND HEARTLAB			1	100%	1
AURORA HEALTH CARE METRO INC			1	100%	1
AUSTIN URGENT CARE			1	100%	1
ERIE COUNTY EMERGENCY SERVICES DIV OF		1			1
SSC NASHVILLE OPERATING CO LLC D/B/A		1			1
WALGREENS #06025		1			1
CHILDREN'S MEMORIAL HOSPITAL			1	100%	1
WELLCARE URGENT CARE			1	100%	1
Orange City Nursing and Rehab Center			1	100%	1
FAMILY MEDICAL CENTRE			1	100%	1
Florence Home		1			1
LOUISIANA STATE LAB			1	100%	1
NABI		1			1
Imboden Creek Living Center		1			1
Juniper Village at Bucks County		1			1
CENTRAL ALABAMA HEALTH CARE SYSTEM			1	100%	1
GAMMA HEALTHCARE, INC		1			1
CARENOW MIDTOWN			1	100%	1
Holly Hill Healthcare Center			1	100%	1
FRESENIUS KIDNEY CARE FORT WALTON BEACH			1	100%	1
INDIAN RIVER CLINICAL LABORATORY, INC.		1			1
GEORGE WASHINGTON UNIVERSITY HOSPITAL			1	100%	1
UT HEALTH RIO GRANDE VALLEY PRIMARY CARE AT			1	100%	1
WESTOX LABS		1			1
BRUCE S WEST MD			1	100%	1
BEAUMONT URGENT CARE		1			1
MEDERI CARETENDERS VS OF SE FL LLC DBA			1	100%	1
Schenectady Center for Rehabilitation & Nursing		1			1
BALLAD HEALTH MEDICAL ASSOCIATES URGENT CARE			1	100%	1
Kroger 465 - The Little Clinic Oakley		1			1
ManorCare Yeadon		1			1
EVENTIDE LUTHERAN HOME		1			1
PANCARE HEALTH - BRUCE			1	100%	1
SMA BEHAVIORAL HEALTH SERVICES INC		1			1
WINTER PARK MEMORIAL HOSPITAL LABORATORY		1			1
FHPG INTERNAL MEDICINE OF BRANDON			1	100%	1
SOMA MEDICAL CENTER P.A. #4			1	100%	1
EAST FL CORE LAB			1	100%	1
CVS OH254OPOCT HILLIARD		1			1
FLORIDA CLINICAL LABORATORY INC DBA			1	100%	1
ATLANTIC DIAGNOSTICS			1	100%	1
CARBON HEALTH			1	100%	1
VA Tennessee Valley HCS-Nashville Campus			1	100%	1

COVID-19: testing by laboratory

Data through Mar 8, 2021 verified as of Mar 9, 2021 at 09:25 AM

Data in this report are provisional and subject to change.

The numbers in the table below represent the number of Florida and non-Florida residents for whom test results were received by the Department of Health. A person can be tested by more than one laboratory and can have both positive and negative results. **Therefore, the sum of the numbers in each column will be larger than the total number of people tested.**

Reporting lab	Inconclusive	Negative	Positive	Percent positive	Total
LAKE VISTA DIALYSIS			1	100%	1
FAIRVIEW HOSPITAL			1	100%	1
ROUTE 16 PHARMACY LLC DBA HOLLAND PHAR		1			1
SHANNON MEDICAL CENTER			1	100%	1
CLINICAL TRIALS OF TAMPA LLC		1			1
Crowne Place Assisted Living		1			1
CVS MA299POCT WORCESTER		1			1
Schoenbrunn Healthcare		1			1
COMMUNITY HOSPITALS INDIANAPOLIS			1	100%	1
GARDENS AT MAPLEWOOD			1	100%	1
HEALTH PLUS SUNRISE MEDICAL OFFICE			1	100%	1
LEXINGTON HOSPITAL CORPORATION			1	100%	1
WALGREENS #5130			1	100%	1
EAST TENNESSEE STATE UNIVERSITY		1			1
ADVENTHEALTH MEDICAL GROUP ADULT AND SENIOR HEALTH			1	100%	1
LABORATORIO MEDICO CENTRAL CONDOMINO MD			1	100%	1
Northern Nevada State Veterans Home		1			1
CONWAY - SHERWOOD URGENT CARE			1	100%	1
ACCESS TOTAL CARE - PORTLAND			1	100%	1
AHC Dyersburg		1			1
Mercy Manor Transition Center			1	100%	1
ADVANCE HEALTH AND WELLNESS SOLUTIONS			1	100%	1
PHYSICIANS URGENT CARE			1	100%	1
FRANKLIN CBOC			1	100%	1
NORTHSIDE FAMILY MEDICINE AND URGENT CARE (CUMMING)		1			1
PAMC MICRO LAB			1	100%	1
ST.ELIZABETH HEALTH CENTER	1				1
HIGH DESERT COURT GROUP HOME			1	100%	1
MEDAC AT PORTERS NECK			1	100%	1
DOCTORS HOSPITAL OF LAREDO			1	100%	1
EVERGREEN NURSING HOME		1			1
REGENTS PARK OF JACKSONVILLE			1	100%	1
FLAGLER MEDICAL ASSOCIATES PA			1	100%	1
THE LITTLE CLINIC LLC			1	100%	1
SPARTA HEALTH & REHAB		1			1
TEMPUS_LABS			1	100%	1
QUALITY LAB			1	100%	1
Mountain View Manor			1	100%	1
TRIDENT ANTI AGING LLC			1	100%	1
MINUTE CLINIC DIAGNOSTIC PA			1	100%	1
ADVANCED MEDICAL LABORATORIES (AML)			1	100%	1
COASTAL PEDIATRICS LLC			1	100%	1
Brown Nursing Home		1			1
KENDALL PEDIATRICS PARTNERS LLC			1	100%	1
SIGNATURE CARE COLLEGE STATION			1	100%	1
PASTEUR MEDICAL HIALEAH GARDEN LLC			1	100%	1

COVID-19: testing by laboratory

Data through Mar 8, 2021 verified as of Mar 9, 2021 at 09:25 AM

Data in this report are provisional and subject to change.

The numbers in the table below represent the number of Florida and non-Florida residents for whom test results were received by the Department of Health. A person can be tested by more than one laboratory and can have both positive and negative results. **Therefore, the sum of the numbers in each column will be larger than the total number of people tested.**

Reporting lab	Inconclusive	Negative	Positive	Percent positive	Total
INDIANA STATE DEPARTMENT OF HEALTH CLINIC MICROBIOLOGY		1			1
SAINT ALPHONSUS REGIONAL MEDICAL CENTER			1	100%	1
MAHONEY PEDIATRICS PA			1	100%	1
Towne Manor West		1			1
CVS NE8616POCT LINCOLN		1			1
HEALTH EXPRESS		1			1
NEMOURS CHILDREN'S PRIMARY CARE			1	100%	1
STAMFORD HOSPITAL			1	100%	1
Lynwood		1			1
EAST CORE LAB			1	100%	1
NORTH SHORE MEDICAL CENTER - SALEM HOSPITAL			1	100%	1
SILVERMAN			1	100%	1
DORNOCH PLACE DEL PRADO		1			1
SANTA MONICA CA-UCLA MC			1	100%	1
TMH CANCER CENTER LABORATORY			1	100%	1
MINUTE CLINIC DIAGNOSTIC MED GRP OF CA		1			1
ST JOSEPHS CHILDRENS HOSPITAL PEDI TRANSPORT			1	100%	1
NEW SMYRNA BEACH AMBULATORY CARE CTR			1	100%	1
SHAH			1	100%	1
TMH PHYSICIAN PARTNERS QUINCY			1	100%	1
Imperial Healthcare Centre			1	100%	1
Washington County Nursing H0me			1	100%	1
CENTRAL FL INTERNAL MEDICINE ASSOCIATES LLC		1			1
VCU HEALTH SYSTEM AUTHORITY - MCV HOSPITALS			1	100%	1
MOUNT SINAI MEDICAL CENTER OF FLORIDA, INC			1	100%	1
STATE OF ALASKA			1	100%	1
CONCIERGE INTERNAL MEDICINE ASSOCIATES			1	100%	1
ST. MARY MEDICAL CENTER		1			1
Melbourne Terrace Rehabilitation Center			1	100%	1
Kroger 63 - The Little Clinic Glassford Hill Rd		1			1
BIODORON LABORATORIES			1	100%	1
TITUSVILLE CENTER FOR SURGICAL EXCELLENCE LLC		1			1
WY RETIREMENT CENTER		1			1
EILEEN TURBESSI MD PA		1			1
AURORA MEDICAL CENTER-KENOSHA			1	100%	1
MISSION REGIONAL MEDICAL CENTER			1	100%	1
RAPID CITY REGIONAL HOSPITAL -579 ATTN. LABORATORY		1			1
FLORHAM PARK ENDOSCOPY CENTER		1			1
NHC Chattanooga			1	100%	1
FELD ENTERTAINMENT			1	100%	1
CANDLER HOSPITAL			1	100%	1
Redwood Springs Healthcare			1	100%	1
PINEBROOK CARE AND REHABILITATION CENTER			1	100%	1
WMC HEALTH GROUP INC			1	100%	1
NICKLAUS CHILDREN'S DORAL OUTPATIENT CENTER			1	100%	1
BIOMERIEUX			1	100%	1

COVID-19: testing by laboratory

Data through Mar 8, 2021 verified as of Mar 9, 2021 at 09:25 AM

Data in this report are provisional and subject to change.

The numbers in the table below represent the number of Florida and non-Florida residents for whom test results were received by the Department of Health. A person can be tested by more than one laboratory and can have both positive and negative results. **Therefore, the sum of the numbers in each column will be larger than the total number of people tested.**

Reporting lab	Inconclusive	Negative	Positive	Percent positive	Total
CLARKSVILLE HEALTH SYSTEM			1	100%	1
MED FIRST IMMEDIATE CARE AND FAMILY PRACTICE			1	100%	1
MEDEXPRESS URGENT CARE - ST CLAIR, CLOVER DR.		1			1
HALIFAX HEALTH PRIMARY CARE ORMOND			1	100%	1
DOCTORS HEARING			1	100%	1
FHPG SURGICAL ASSOCIATES OF EAST PASCO			1	100%	1
BROADWAY HEALTH FLORIDA MEDICAL CLINIC URGENT CARE			1	100%	1
MED BAR LLC		1			1
OXLEY PARK HEALTH & REHAB		1			1
AVERA ST. MARY'S HOSPITAL			1	100%	1
HARTFORD HEALTH CARE & REHABILITATION			1	100%	1
WASHINGTONVILLE PHARMACY INC		1			1
ADVENT HEALTH MEDICAL GROUP MULTISPECIALTY			1	100%	1
BAYLOR SCOTT & WHITE ALL SAINTS MEDICAL CENTER FT			1	100%	1
ATLANTIS VISION CENTER			1	100%	1
HEALTH FIRST HOME CARE		1			1
Arch Plaza Nursing and Rehabilitation Center			1	100%	1
LAKESIDE MEDICAL CENTER		1			1
CARENOW LAKE WORTH			1	100%	1
UUHC - REDSTONE HEALTH CENTER LABORATORY			1	100%	1
NORTHWEST TEXAS HEALTHCARE SYSTEM,INC			1	100%	1
METROWEST MEDICAL CENTER - FRAMINGHAM			1	100%	1
PHYSICIANS IMMEDIATE CARE			1	100%	1
STATE OF CALIFORNIA DOH SERVICES			1	100%	1
CVS AZ7841POCT TUCSON		1			1
EVENING PEDIATRICS INC			1	100%	1
CVS CT2210POCT RIVERSIDE		1			1
Monument Health Custer Care Center		1			1
Kroger - KRO70300083			1	100%	1
RESIDENCES AT MIAMI / REIGN GARDENS LLC, THE			1	100%	1
HAMILTON CI MAIN UNIT ANNEX/ WORK CAMP			1	100%	1
NONA MEDICAL ARTS		1			1
CVS NC7051POCT WAKE FOREST		1			1
CTMD MEDICAL CENTER, PA			1	100%	1
GENESIS HOME HEALTH CARE SERVICES OF			1	100%	1
Kroger 419 - The Little Clinic Farmington/Exeter		1			1
ADVENTHEALTH MEDICAL GROUP PEDIATRICS DIABETES &			1	100%	1
Kroger 410 - The Little Clinic Trinity		1			1
SOUTHWESTERN STATE HOSPITAL LABORATORY			1	100%	1
CVS NC2749POCT CONCORD		1			1
GOLDING-GRANADO MEDICAL ASSOCIATES		1			1
PINELLAS POINT NURSING AND REHAB CENTER			1	100%	1
Accordius Health at Harrisonburg		1			1
SOUTHERN HILLS MEDICAL CENTER			1	100%	1
CHATEAU MADELEINE - SENIOR LIVING & MEMORY CARE			1	100%	1
EXPRESS LAB LIVINGSTON			1	100%	1

COVID-19: testing by laboratory

Data through Mar 8, 2021 verified as of Mar 9, 2021 at 09:25 AM

Data in this report are provisional and subject to change.

The numbers in the table below represent the number of Florida and non-Florida residents for whom test results were received by the Department of Health. A person can be tested by more than one laboratory and can have both positive and negative results. **Therefore, the sum of the numbers in each column will be larger than the total number of people tested.**

Reporting lab	Inconclusive	Negative	Positive	Percent positive	Total
MINUTE CLINIC DIAGNOSTICS OF IN, LLC #6252		1			1
FLORIDA KEYS PED AND ADOLES CTR			1	100%	1
AMERICAN FAMILY CARE - SMYRNA			1	100%	1
TRUMAN MEDICAL CENTER - HOSPITAL HILL			1	100%	1
TREASURE COAST PRIMARY CARE		1			1
DOCTORS CHOICE HOME CARE INC			1	100%	1
CVS MA969POCT PALMER		1			1
ST CATHERINE HOSPITAL LABORATORY			1	100%	1
PREMIER MOBILE HEALTH SERVICES, LLC			1	100%	1
ALPHA CLINICAL LABORATORY CORP.			1	100%	1
CONSOLIDATED			1	100%	1
Ramsey Village		1			1
COLLINS NURSING HOME		1			1
MORGAN STANELY HEALTH CENTER		1			1
FIRSTCARE MEDICAL CENTER			1	100%	1
WOODHILLS LABS			1	100%	1
ADVANCED URGENT CARE PLLC		1			1
SIGNATURE CARE MEMORIAL CITY			1	100%	1
SUPERKIDS PEDIATRICS			1	100%	1
WILLOWBROOKE COURT AT MATTHEWS GLEN		1			1
CHILDREN'S NATIONAL MEDICAL CENTER			1	100%	1
MERITER LABORATORIES			1	100%	1
EAGLE COUNTY HEALTH AND HUMAN SERVICES			1	100%	1
SYNERGY DIALYSIS INC			1	100%	1
AAA MEDICAL TESTING			1	100%	1
PRIORITY CARE LLC			1	100%	1
EXPRESS CARE OF OCALA			1	100%	1
SCHUYLER HOSPITAL		1			1
MEDCOR CORPORATE CLINIC			1	100%	1
Waycross Health and Rehabilitation		1			1
OKLAHOMA BLOOD INSTITUTE			1	100%	1
CVS CT692POCT NORTH HAVEN		1			1
PROVIDENCE ST PETER HOSPITAL		1			1
BOCA RATON REGIONAL HOSPITAL		1			1
WALGREEN#12147		1			1
CONCORDIA MANOR			1	100%	1
Walgreens #9620		1			1
ADVENTHEALTH MEDICAL GROUP UROLOGY AT EAST ORLANDO		1			1
OUCH URGENT CARE			1	100%	1
SAINT JOSEPHS HOSPITAL OF ATLANTA			1	100%	1
EASTMAN HEALTHCARE & REHAB		1			1
CVS CA8861POCT BUENA PARK		1			1
QLABS			1	100%	1
SACRED HEART HOSPITAL NURSING			1	100%	1
BMC/NASSAU			1	100%	1
FAU MEMORY & WELLNESS CENTER			1	100%	1

COVID-19: testing by laboratory

Data through Mar 8, 2021 verified as of Mar 9, 2021 at 09:25 AM

Data in this report are provisional and subject to change.

The numbers in the table below represent the number of Florida and non-Florida residents for whom test results were received by the Department of Health. A person can be tested by more than one laboratory and can have both positive and negative results. **Therefore, the sum of the numbers in each column will be larger than the total number of people tested.**

Reporting lab	Inconclusive	Negative	Positive	Percent positive	Total
IM&P WELLNES CENTER			1	100%	1
FORT MYERS DIALYSIS		1			1
Advanced Rehabilitation of Vernon		1			1
RIVIERA BEACH HEALTH CENTER LAB			1	100%	1
San Antonio Residence and Rehabilitation Center		1			1
DIXIE REGIONAL MEDICAL CENTER			1	100%	1
KIOSK MEDICINE OF KENTUCKY LLC		1			1
MANOR CARE OF DELRAY BEACH FL LLC		1			1
NOORANI MEDICAL CENTER LLC			1	100%	1
HILTON HEAD HOSPITAL/INPATIENT			1	100%	1
PHYSICIAN ASSOCIATES, LLC			1	100%	1
MISSION HOSPITAL – MEMORIAL CAMPUS			1	100%	1
Vista Park			1	100%	1
MEDICAL CENTER			1	100%	1
BAPTIST HOSPITAL LABORATORY			1	100%	1
NF Escambia, LLC DBA Olive BranchHealth and Rehabilitaion Center			1	100%	1
SPHERE DX			1	100%	1
ADVANCED CARDIOVASCULAR DIAGNOSTICS OF FL			1	100%	1
MISSION HOSPITAL			1	100%	1
ANMED HEALTH MEDICAL CENTER			1	100%	1
GENESIS MICROBIOLOGY LAB		1			1
ST. JOHN HOSPITAL & MEDICAL CENTER			1	100%	1
RIDGE OPTUM FLORIDA			1	100%	1
VANAJA SUREDDI MD PA			1	100%	1
PM PEDIATRICS PC			1	100%	1
MERCY MEDICAL CENTER INC			1	100%	1
MBMG OF WINTER HAVEN			1	100%	1
ELKHART GENERAL HOSPITAL			1	100%	1
TEQUESTA FAMILY MEDICAL CENTER LLC			1	100%	1
SUREPOINT URGENT CARE PADRE ISLAND			1	100%	1
HEALTHCARE ASSOCIATES OF IRVING, LLP			1	100%	1
FAMILY PRACTICE OF CENTRAL FLORIDA PA			1	100%	1
Crisp Regional Nursing and Rehab Center		1			1
JAX FAMILY CARE		1			1
SALEM VAMC		1			1
WALMART PHARMACY 10-4554		1			1
URGENT DOC -NACOGODOCHES CLINIC			1	100%	1
SC-GA2018 THE RIDGE REHABILITATION & H		1			1
MEDEXPRESS URGENT CARE - BECKLEY		1			1
TIMPANOGOS REGIONAL HOSPITAL			1	100%	1
SEATTLE-KING COUNTY			1	100%	1
WHEATON FRANCISCAN LABORATORY			1	100%	1
SAINT BARNABAS MEDICAL CENTER		1			1
METROPOLITAN			1	100%	1
PULMONARY MEDICINE		1			1
CSI LABORATORIES FLORIDA			1	100%	1

COVID-19: testing by laboratory

Data through Mar 8, 2021 verified as of Mar 9, 2021 at 09:25 AM

Data in this report are provisional and subject to change.

The numbers in the table below represent the number of Florida and non-Florida residents for whom test results were received by the Department of Health. A person can be tested by more than one laboratory and can have both positive and negative results. **Therefore, the sum of the numbers in each column will be larger than the total number of people tested.**

Reporting lab	Inconclusive	Negative	Positive	Percent positive	Total
SENCARE MANAGEMENT		1			1
MEDEXPRESS URGENT CARE CHICOPEE			1	100%	1
MEMORIALCARE LONG BEACH MEDICAL CENTER			1	100%	1
MEDEXPRESS URGENT CARE - WICHITA, N MAIZE RD		1			1
FORT MYERS NORTH DIALYSIS		1			1
VIVEX/UMTB BIOMEDICAL			1	100%	1
ANDERSON FAMILY MEDICINE			1	100%	1
MEMORIAL HOSPITAL LOS BANOS			1	100%	1
CHC			1	100%	1
THE CLINIC ON SIXTH			1	100%	1
AESTHETIC PHYSICIANS PC			1	100%	1
Kroger 390 - The Little Clinic North College Hill		1			1
MEDICAL LIFE-INC GUIDEWELL EMERGENCY MEDICINE			1	100%	1
NATION'S BEST CARE HOME HEALTH			1	100%	1
PENN NURSING CENTER		1			1
THE MEDICAL CENTER			1	100%	1
LANGLEY DIALYSIS			1	100%	1
ORCHID TERRACE		1			1
HUNTERS CREEK MEDICAL ASSOCIATES PA		1			1
FLORIDA DEPARTMENT OF HEALTH PALM BEACH COUNTY			1	100%	1
TMH URGENT CARE CENTER			1	100%	1
GENEVA FAMILY HEALTH			1	100%	1
Remarkable Healthcare Dallas			1	100%	1
DOYLESTOWN HOSPITAL			1	100%	1
WALKIN MEDICAL URGENT CARE,NEW CITY			1	100%	1
MISSOURI DEPT. OF HEALTH			1	100%	1
THE INTERNAL MEDICAL GROUP		1			1
LIFE CARE CENTER OF HILTON HEAD		1			1
VISTA LAKE ASSISTED LIVING			1	100%	1
AL MANI HEALTH INSTUTUTE		1			1
ROYAL OAK MEDICAL CENTER LLC DBA CHARACTER FAMILY			1	100%	1
Avista Nursing and Rehab			1	100%	1
LOGAN COUNTY HOSPITAL			1	100%	1
EVANS FAMILY CARE PA			1	100%	1
QUEST INC			1	100%	1
WORKFORCE HEALTH DEPARTMENT			1	100%	1
LOURDES URGENT CARE			1	100%	1
GENESIS HEALTH SYSTEM			1	100%	1
FIVE STAR PREMIER RESIDENCES OF POMPANO BEACH			1	100%	1
OPTUM MEDICAL CLINIC IN ROCKRIMMON			1	100%	1
Kroger 016 - The Little Clinic Centennial		1			1
Kroger 682 - The Little Clinic New Holland Market			1	100%	1
Kroger 524 - The Little Clinic Iron Bridge Road		1			1
ARTESIAN HOME		1			1
FLORIDA HOME HEALTH			1	100%	1
CVS AZ4795POCT MESA		1			1

COVID-19: testing by laboratory

Data through Mar 8, 2021 verified as of Mar 9, 2021 at 09:25 AM

Data in this report are provisional and subject to change.

The numbers in the table below represent the number of Florida and non-Florida residents for whom test results were received by the Department of Health. A person can be tested by more than one laboratory and can have both positive and negative results. **Therefore, the sum of the numbers in each column will be larger than the total number of people tested.**

Reporting lab	Inconclusive	Negative	Positive	Percent positive	Total
HUNEYCUTT FAMILY PRACTICE			1	100%	1
ST LUKES SURGICAL AT THE VILLAGES INC			1	100%	1
WELLMED AT LINEBAUGH AVE			1	100%	1
LEHIGH REGIONAL WOUND CENTER			1	100%	1
E-LAB OF FLORIDA			1	100%	1
LAKE MARY DIALYSIS			1	100%	1
CVS NV9586POCT RENO		1			1
MARYLAND DEPARTMENT OF HEALTH AND MENTAL HYGIENE			1	100%	1
SUN CLINICAL LABORATORIES			1	100%	1
ORMOND MEDICAL ARTS FAMILY PRACTICE PL			1	100%	1
HAWKEYE CARE CENTER DUBUQUE		1			1
JACKSON MADISON CO. GEN. HOSPITAL			1	100%	1
ORLANDO HEALTH PHYSICIAN GROUP INC			1	100%	1
ST. PETERSBURG PEDIATRICS-SEMINOLE			1	100%	1
ANY LAB TEST FAST CORP			1	100%	1
SOMA MEDICAL CENTER PA #2			1	100%	1
LUMICO LIFE INSURANCE COMPANY		1			1
LAKEWOOD RANCH MEDICAL GROUP LLC			1	100%	1
CVS IN6608POCT NEW PALESTINE			1	100%	1
WALGREENS #10854		1			1
BLESSINGS MEDICAL CLINIC, THE			1	100%	1
SURGERY CENTER, THE			1	100%	1
CVS AZ7263POCT PHOENIX		1			1
MEDICAL CITY DENTON			1	100%	1
Southwest Louisiana Veterans Home			1	100%	1
CVS MA654POCT ACTON		1			1
ER NEAR ME HULEN		1			1
Allen Health and Rehabilitation		1			1
DOCTORS CARE - AIKEN MALL			1	100%	1
HIBISCUS COURT			1	100%	1
Mayfair Village Nursing Care Center		1			1
ENCOMPASS HEALTH REHABILITATION			1	100%	1
BEAUMONT HOSPITAL			1	100%	1
BAYOU URGENT CARE			1	100%	1
WEST VIRGINIA LABORATORIES			1	100%	1
Bayou Vista Community Care Center			1	100%	1
HELGEMO & LIOU PEDIATRICS			1	100%	1
Manor Care of Dallastown d/b/a ManorCare Health Services - Dallastown		1			1
Village Green Health & Rehabilitation		1			1
LITTLE FALLS HOSPITAL LABORATORY		1			1
CARING PROFESSIONAL HEALTH CARE LLC		1			1
Brown Memorial Home		1			1
PALM BEACH DIABETES AND ENDOCRINE SPECIALISTS, PA			1	100%	1
STANDIFER PLACE		1			1
JOSHUA E CHESIR MD		1			1
OCALA RKC EAST HEMO #1			1	100%	1

COVID-19: testing by laboratory

Data through Mar 8, 2021 verified as of Mar 9, 2021 at 09:25 AM

Data in this report are provisional and subject to change.

The numbers in the table below represent the number of Florida and non-Florida residents for whom test results were received by the Department of Health. A person can be tested by more than one laboratory and can have both positive and negative results. **Therefore, the sum of the numbers in each column will be larger than the total number of people tested.**

Reporting lab	Inconclusive	Negative	Positive	Percent positive	Total
MARTIN LUTHER KING RENAL INSTITUTE			1	100%	1
PROGRESSIVE MEDICAL RESEARCH			1	100%	1
MEDEXPRESS URGENT CARE - BENTON		1			1
TARRYTOWN PHARMACY			1	100%	1
DOCTOR TODAY URGENT CARE			1	100%	1
DONALSONVILLE HOSPITAL			1	100%	1
WEST FLORIDA MEDICAL CENTER CLINIC			1	100%	1
JACKSONVILLE PEDIATRICS			1	100%	1
Harris Hill Nursing Facility		1			1
LEHIGH PULMONARY ASSOCIATES			1	100%	1
MCCALLIE SCHOOL-STUDENT HEALTH CENTER		1			1
CVS IL2297651CV JOLIET		1			1
SWIFTCARE URGENT CARE, PLLC			1	100%	1
PEDRO L ORTEGA MD PA			1	100%	1
JPS HEALTH CENTER AT TRUE WORTH PLACE			1	100%	1
DEVLIN MANOR NURSING AND REHABILITATION		1			1
Seal Rock Healthcare		1			1
CVS TN6414POCT SMYRNA		1			1
BIOLOGICAL AND CHEMICAL EMERGENCIES LABORATORY			1	100%	1
EAST COAST INSTITUTE FOR RESEARCH LLC			1	100%	1
EMERALD HEALTH CARE		1			1
RENE F CEDENO DMD PA		1			1
MID-SOUTH URGENT CARE, PLLC			1	100%	1
Kroger 379 - The Little Clinic Stony Brook		1			1
Central Park Healthcare & Rehabilitation Center		1			1
SAINT JOSEPH'S HOSPITAL AND MEDICAL CENTER		1			1
ALPHA 1 ANTITRYPSIN RESEARCH PROGRAM			1	100%	1
SONNI'S PEDIATRICS			1	100%	1
MOUNT SINAI MEDICAL CENTER HIALEAH			1	100%	1
PUBLIC HEALTH LABORATORIES			1	100%	1
TILE PHARMACY		1			1
Maryfield Inc. dba Pennybyrn		1			1
THE DOCTORS OFFICE OF BRICK, LLC		1			1
EAST END PEDIATRICS		1			1
INTERIM HEALTHCARE OF PALM COAST			1	100%	1
SOUTHERN SPRINGS HEALTH CARE		1			1
GIBSON AREA PRIMARY CARE			1	100%	1
LSU MEDICAL CENTER			1	100%	1
CVS M08595POCT RAYMORE		1			1
Cerinity Senior Care-White Bear Lake		1			1
ADVANCE MD CARE			1	100%	1
Lopatcong Center		1			1
SPRINGFIELD HOSPITAL			1	100%	1
SUMMIT LABORATORY			1	100%	1
CARENOW URGENT CARE-HENDERSONVILLE		1			1
SHANDS JACKSONVILLE CLINICAL CENTER			1	100%	1

COVID-19: testing by laboratory

Data through Mar 8, 2021 verified as of Mar 9, 2021 at 09:25 AM

Data in this report are provisional and subject to change.

The numbers in the table below represent the number of Florida and non-Florida residents for whom test results were received by the Department of Health. A person can be tested by more than one laboratory and can have both positive and negative results. **Therefore, the sum of the numbers in each column will be larger than the total number of people tested.**

Reporting lab	Inconclusive	Negative	Positive	Percent positive	Total
SONORAN DESERT PATHOLOGY			1	100%	1
GOOD SAMARITAN SOCIETY-FOREST CITY		1			1
HOLMES FAMILY PRACTICE PA			1	100%	1
BAYMEADOWS PEDIATRIC CARE		1			1
MT SINA1 HOSPICE			1	100%	1
Kroger 907 - The Little Clinic Holland		1			1
PSL JAX BEACH OPERATIONS LLC			1	100%	1
CELEBRATION FAMILY PHYSICIANS LLC			1	100%	1
MALUHIA		1			1
ASPIRUS WAUSAU HOSPITAL			1	100%	1
MINUTECLINIC DIAGNOSTICS OF OKLAHOMA		1			1
ABSOLUTE CAREGIVERS HOME HEALTH AGENCY INC			1	100%	1
APPLECARE BRUNSWICK			1	100%	1
Oakview Manor Health and Rehab		1			1
IDAHO HEALTH DEPARTMENT			1	100%	1
HCL LABORATORIES			1	100%	1
Eddy Memorial Geriatric Center		1			1
SAN JOSE CLINIC		1			1
WATERTOWN URGENT CARE		1			1
HENRY FORD HOSPITAL			1	100%	1
DAVENPORT PEDIATRICS CLERMONT			1	100%	1
BICKERTON, DAWN		1			1
NORTH WEST FLORIDA DIAGNOSTIC ENOCRINOLOGY CLINIC			1	100%	1
CELEBRATION HOSPITAL			1	100%	1
SPECTRUM LUDINGTON			1	100%	1
Trucare Living Centers - Columbus		1			1
FASTMED URGENT CARE			1	100%	1
VIVIAN SIMMONS FAMILY PRACTICE			1	100%	1
INNOVATIVE HEALTH DIAGNOSTIC OF CALIFORNIA			1	100%	1
RIVERTON CBOC			1	100%	1
FAMILY MEDICINE AT KISSIMMEE		1			1
MYLAN-SOUTH POINT PA		1			1
ENZO LABS INC			1	100%	1
CVS OH6167POCT ASHLAND		1			1
GOSHEN MEDICAL CENTER			1	100%	1
Henry County Health and Rehabilitation		1			1
Kroger - KRO01100688			1	100%	1
MEDEXPRESS URGENT CARE - LINCOLN		1			1
HEALTH NETWORK			1	100%	1
PRIME CARE FAMILY MEDICINE			1	100%	1
PEDIATRIC PARTNERS OF ZEPHYRHILLS PA			1	100%	1
HIGHLANDS CLINICAL LABORATORY			1	100%	1
BLOOMIN BRANDS WELLNESS CENTER			1	100%	1
LABONE		1			1
PEDIATRIC ASSOCIATES - JACKSONVILLE			1	100%	1
1ST CHOICE URGENT CARE CENTER LLC			1	100%	1

COVID-19: testing by laboratory

Data through Mar 8, 2021 verified as of Mar 9, 2021 at 09:25 AM

Data in this report are provisional and subject to change.

The numbers in the table below represent the number of Florida and non-Florida residents for whom test results were received by the Department of Health. A person can be tested by more than one laboratory and can have both positive and negative results. **Therefore, the sum of the numbers in each column will be larger than the total number of people tested.**

Reporting lab	Inconclusive	Negative	Positive	Percent positive	Total
ORDRS, INC.			1	100%	1
Maple Lane Nursing Home		1			1
HEARTLAND REGIONAL MEDICAL CENTER		1			1
CVS M05727POCT PLATTE CITY		1			1
GSM OCED Subsection			1	100%	1
HOME AIDE SVC OF EASTERN NY INC D/B/A		1			1
UNIVERSITY OF IOWA HOSPITALS & CLINICS			1	100%	1
CARDIAC AND VASCULAR CONSULTANTS MD PA		1			1
St. Luke's Care Center		1			1
CVS IL2297652CV CHICAGO		1			1
FAMILY MEDICAL CENTER OF HOLLYWOOD PA			1	100%	1
ABRAKIDABRA KIDS CLINIC			1	100%	1
HUNTSVILLE HOSPITAL			1	100%	1
MAYO CLINICAL LABORATORIES		1			1
CORPORATION OF AMERICA		1			1
SOPHIA MEDICAL ASSOCIATES, PC			1	100%	1
Grangeville Health and Rehab		1			1
HALIFAX FAMILY HEALTH CENTER			1	100%	1
OMNICARE PHARMACY OF TEXAS 1, LP		1			1
Eagle Point Health Care Center		1			1
DECATUR MORGAN HOSPITAL - DECATUR GENE		1			1
VISTACARE PHARMACY I		1			1
NORTHEAST TEXAS DIALYSIS		1			1
LABORATORY COPRORATION OF AMERICA			1	100%	1
BATESVILLE - SHERWOOD URGENT CARE			1	100%	1
WALGREENS #01398			1	100%	1
Niles Nursing and Rehab. Center		1			1
Big River Nursing and Rehab		1			1
Kroger 923 - The Little Clinic Centerville		1			1
ST GERARD'S COMMUNITY OF CARE		1			1
CARE CONNECTIONS AT HOME LLC			1	100%	1
URGENT CARE OF COASTAL GEORGIA			1	100%	1
Diversicare of Smyrna		1			1
PEDIATRIC PARTNERS			1	100%	1
URGENT TEAM MANAGEMENT OF TENNESSEE, L			1	100%	1
CVS MA1022POCT CAMBRIDGE		1			1
Woodstock Nursing and Rehabilitation Center		1			1
MEDEXPRESS URGENT CARE - LEOMINSTER		1			1
MRCM LAB MICRO			1	100%	1
HEALTH GUAGE			1	100%	1
BRISTOL REGINAL MEDICAL CENTER			1	100%	1
RIVERSIDE COUNTY PUBLIC HEALTH LABORATORY			1	100%	1
TMH PHYSICIAN PARTNERS			1	100%	1
SILVER SPRINGS SHORES DIALYSIS			1	100%	1
LAKE VIEW COURT		1			1
US LABORATORIES			1	100%	1

COVID-19: testing by laboratory

Data through Mar 8, 2021 verified as of Mar 9, 2021 at 09:25 AM

Data in this report are provisional and subject to change.

The numbers in the table below represent the number of Florida and non-Florida residents for whom test results were received by the Department of Health. A person can be tested by more than one laboratory and can have both positive and negative results. **Therefore, the sum of the numbers in each column will be larger than the total number of people tested.**

Reporting lab	Inconclusive	Negative	Positive	Percent positive	Total
Raleigh Center (WV)			1	100%	1
PINEVILLE PHARMACY			1	100%	1
PowerBack Piscataway Center		1			1
BAPTIST MINOR MEDICAL CENTER			1	100%	1
ADVANTA LABS, LLC		1			1
KEY WEST BRANCH MEDICAL CLINIC			1	100%	1
MEDEXPRESS URGENT CARE - EWING		1			1
SARASOTA MEMORIAL HOSPITAL		1			1
PACE UNIVERSITY HEALTH CARE		1			1
CHESAPEAKE REGIONAL MEDICAL CENTER			1	100%	1
ST. LUKE'S HOSPITAL			1	100%	1
OMNI HEALTHCARE INC			1	100%	1
NORTHSIDE HOSPITAL DULUTH			1	100%	1
MIDWAY SPECIALTY CARE CENTER INC		1			1
YOUR KIDS URGENT CARE			1	100%	1
ARISTACARE AT MANCHESTER		1			1
MEDEXPRESS URGENT CARE - LAWTON		1			1
MANCHESTER COMMONS		1			1
CVS NC7057POCT SHELBY		1			1
PASCO COUNTY HEALTH DEPARTMENT			1	100%	1
MY INSTADOC - HOWELL URGENT CARE		1			1
MIAMI CHILDRENS HOSPITAL MIDTOWN OUTPATIENT CENTER			1	100%	1
KELLY			1	100%	1
CHRISTUS GOOD SHEPHERD MEDICAL CENTER			1	100%	1
Kroger 532 - The Little Clinic Murfreesboro		1			1
ORLANDO DIALYSIS		1			1
WEST BOCA MEDICAL CENTER			1	100%	1
THYROID SPECIALTY LABORATORY			1	100%	1
JP MORGAN CHASE HEALTH SERVICES			1	100%	1
CLARKSVILLE MANOR INC		1			1
NEW ULM MEDICAL CENTER			1	100%	1
Kroger 541 - The Little Clinic Long Hollow Pike		1			1
METHODISM MIDLOTHIAN MEDICAL CENTER			1	100%	1
PREVENTIVE CARDIOLOGY AND INTERNAL MEDICINE ASSOCI			1	100%	1
GARDENS PEDIATRICS			1	100%	1
ASSOCIATES MD MEDICAL GROUP INC			1	100%	1
SOUTHEASTERN INTEGRATED MEDICAL PL			1	100%	1
ALTA BATES SUMMIT MEDICAL CENTER CLINICAL LAB			1	100%	1
WELLPATH			1	100%	1
BAPTIST ASI			1	100%	1
TRIPLE O RESEARCH INSTITUTE PA			1	100%	1
Brattleboro Crossings LLC dba Pine Heights at Brattleboro		1			1
EXCEL URGENT CARE OF NJ, LLC		1			1
CVS OH2381POCT LEWIS CENTER		1			1
BAYFRONT CARDIOVASCULAR ASSOCIATES			1	100%	1
Walgreens #9121		1			1

COVID-19: testing by laboratory

Data through Mar 8, 2021 verified as of Mar 9, 2021 at 09:25 AM

Data in this report are provisional and subject to change.

The numbers in the table below represent the number of Florida and non-Florida residents for whom test results were received by the Department of Health. A person can be tested by more than one laboratory and can have both positive and negative results. **Therefore, the sum of the numbers in each column will be larger than the total number of people tested.**

Reporting lab	Inconclusive	Negative	Positive	Percent positive	Total
SC-GA2018 MCCORMICK REHAB & HEALTHCARE		1			1
Waters of Covington		1			1
MADISON AT OVIEDO			1	100%	1
BAPTIST HEALTH SURGERY CENTER AT NORTHPOINT			1	100%	1
AML DIAGNOSTICS- ADV TESTING IN METABOLIC MEDICINE			1	100%	1
MISSOURI DEPARTMENT OF HEALTH AND SENIOR SERVICES - STATE PH LAB		1			1
CLIFTON-FINE HOSPITAL LABORATORY		1			1
SOLARIS HEALTHCARE PLANT CITY		1			1
Bolingreen Health and Rehabilitation		1			1
ASANTE THREE RIVERS MEDICAL CENTER LAB		1			1
CVS CA9103POCT ESCONDIDO		1			1
HEARTLAND PHARMACY SEBRING			1	100%	1
Walgreens #5421		1			1
Masonic Medical Research Institute			1	100%	1
Integrity Healthcare of Carbondale			1	100%	1
LEE MEMORIAL HOSPITAL OUTPATIENT SURGERY CENTER			1	100%	1
ICARE		1			1
Good Samaritan Society-Atkinson		1			1
BRIGHAM YOUNG UNIV STUDENT HEALTH CTR			1	100%	1
Villa Maria			1	100%	1
COASTAL MANOR		1			1
WOMENS CARE FLORIDA LLC			1	100%	1
NEWCARE PRIMARY MEDICINE			1	100%	1
MERITUS MEDICAL CENTER			1	100%	1
TILLAMOOK COUNTY GENERAL HOSPITAL LAB		1			1
INTERNAL MEDICINE EMILIA MURRAY MD PA		1			1
XSTREMEMD			1	100%	1
CFHC - FROSTPROOF			1	100%	1
SLIDELL MEMORIAL HOSPITAL			1	100%	1
TOXUSALABS DBA CONNECTDX LABS		1			1
LAB. CORP. OF AMERICA			1	100%	1
CFCH - FROSTPROOF			1	100%	1
Kroger 527 - The Little Clinic Hwy 70 S.		1			1
Accordius Health at Gastonia			1	100%	1
FAMILY MEDICAL CENTERS			1	100%	1
PENNY PEDIATRICS		1			1
TMH PHYSICIAN PARTNERS WAKULLA			1	100%	1
PREMIER HEALTH CARE INC			1	100%	1
IMMY LABS			1	100%	1
NORTH CAROLINA STATE LABORATORY OF PUBLIC HEALTH, SPECTRUM LAB NETWORK			1	100%	1
CENTRAL TX MEDICAL CENTER - LAB			1	100%	1
CLINICAL PATHOLOGY LABORATORIES SOUTHEAST INC			1	100%	1
LABORATORIO BUENA SALUD			1	100%	1
HOLYOKE MEDICAL CENTER			1	100%	1
VA WNYHCS - Buffalo Division			1	100%	1
BUFFALO VAMC			1	100%	1

COVID-19: testing by laboratory

Data through Mar 8, 2021 verified as of Mar 9, 2021 at 09:25 AM

Data in this report are provisional and subject to change.

The numbers in the table below represent the number of Florida and non-Florida residents for whom test results were received by the Department of Health. A person can be tested by more than one laboratory and can have both positive and negative results. **Therefore, the sum of the numbers in each column will be larger than the total number of people tested.**

Reporting lab	Inconclusive	Negative	Positive	Percent positive	Total
Kroger 539 - The Little Clinic Memorial Blvd.		1			1
Central Alabama Veterans HCS - East Campus		1			1
CLINTON DRUG STORE		1			1
CLINICAL LABORATORY DEPARTMENT			1	100%	1
HANCOCK REGIONAL HOSPITAL		1			1
ATHENA PLASTIC SURGERY		1			1
BLACKBERRY CENTER, THE		1			1
ANDREWS			1	100%	1
PROVIDENCE ST. PATRICK HOSPITAL			1	100%	1
UNIVERSITY OF SOUTH FLORIDA			1	100%	1
BROOKDALE FORT WALTON BEACH			1	100%	1
GULF BREEZE TREATMENT CENTER, LLC			1	100%	1
INDIGO PALMS			1	100%	1
WOOD COUNTY HEALTH DEPARTMENT			1	100%	1
ELEMENTS PHARMACY			1	100%	1
MARYWOOD HEIGHTS		1			1
TANGLEWOOD MANOR		1			1
Oak Hill Health & Rehabilitation Center			1	100%	1
CVS SC2250POCT COLUMBIA		1			1
Brynwood Health & Rehabilitation Center			1	100%	1
TALLAHASSEE DIALYSIS		1			1
J F K PEDIATRICS			1	100%	1
CHILDRENS HEALTHCARE CTE OF NORTHERN		1			1
CVS IL5797POCT CAROL STREAM		1			1
CLINICAL MICROBIOLOGY LAB FAIRVIEW UNIVERSITY HOSPITAL			1	100%	1
ST JOHN'S HOME CARE			1	100%	1
PALMA CEIA MED GROUP-SWANN		1			1
FLAGLER CARE CENTER			1	100%	1
RAMBAM URGENT CARE			1	100%	1
CYPRESS CREEK OUTPATIENT SURGICAL CTR, LLC			1	100%	1
ROSE MEDICAL CENTER LAB			1	100%	1
MEDCARE-GARNERS FERRY			1	100%	1
DORA HOME CARE			1	100%	1
NEMOURS CHILDRENS URGENT CARE			1	100%	1
FLORIDA HOSPITAL TRANSPLANT CENTER		1			1
Excel Care Center			1	100%	1
PROVIDENCE HOSPITAL			1	100%	1
LIBERTY COMMONS NURSING AND REHABILITA		1			1
PARKWAY REGIONAL MEDICAL CENTER LAB			1	100%	1
PENROSE HOSPITAL			1	100%	1
SUNY AT STONY BROOK			1	100%	1
Kroger 086 - The Little Clinic Broomfield-Sheridan		1			1
NHC HealthCare St. Charles		1			1
ADVANCE GASTROENTEROLOGY			1	100%	1
PHYSICIANS PREMIER			1	100%	1
Riverside Nursing & Rehabilitation Center		1			1

COVID-19: testing by laboratory

Data through Mar 8, 2021 verified as of Mar 9, 2021 at 09:25 AM

Data in this report are provisional and subject to change.

The numbers in the table below represent the number of Florida and non-Florida residents for whom test results were received by the Department of Health. A person can be tested by more than one laboratory and can have both positive and negative results. **Therefore, the sum of the numbers in each column will be larger than the total number of people tested.**

Reporting lab	Inconclusive	Negative	Positive	Percent positive	Total
MAYO MEDICAL LABORATORIES			1	100%	1
CVS OH4359POCT HUDSON		1			1
MINUTECLINIC DIAGNOSTIC OF NH, LLC (CL		1			1
NEMOURS CHILDRENS PRIMARY CARE CLERMONT			1	100%	1
Chateau Girardeau			1	100%	1
EXPRESS PHARMACY INC		1			1
UNIVERSITY OF NORTH CAROLINA HOSPITALS			1	100%	1
Signature Healthcare of Palm Beach			1	100%	1
FIT4LIFE MEDICAL CENTER			1	100%	1
Mountain City Care and Rehabilitation Center		1			1
GOOD SAMARITAN SOCIETY - DE SMET		1			1
DEPT OF VA MEDICAL CENTER - MIAMI			1	100%	1
MEMORIAL SATILLA HEALTH			1	100%	1
LONESTAR 24HRER MANAGEMENT LLC DBA LONESTAR 24HRER			1	100%	1
WALGREENS NO 10512			1	100%	1
JOHN PETER SMITH HOSPITAL- OB TRIAGE			1	100%	1
DEERFIELD BEACH REHABILITATION AND NURSING			1	100%	1
JEFFREY A HIRSCHFIELD, MD PA			1	100%	1
UMASS MEMORIAL/MARLBORO HOSPITAL			1	100%	1
UNIVERSITY OF BALTIMORE WASHINGTON MEDICAL CENTER			1	100%	1
DAYTONA BEACH CENTRA CARE			1	100%	1
American Fork Care Center dba Heritage Care Center		1			1
NORTH COUNTY MEDICAL LAB			1	100%	1
PORTSMOUTH REG. HOSPITAL			1	100%	1
SAINT PETE MRI			1	100%	1
HELIX URGENT CARE			1	100%	1
MAIN STREET PHARMACY OF MARCELLUS, INC		1			1
MIRAMAR KIDNEY CENTER		1			1
NEW MILFORD HOSPITAL			1	100%	1
ASSOCIATESMD			1	100%	1
ADVENTHEALTH HOME CARE WATERMAN			1	100%	1
ALL CHILDRENS PEDIATRIC CLINIC			1	100%	1
NORTHEAST FLORIDA INTERNAL MEDICINE PA		1			1
MEDEXPRESS URGENT CARE - MT EPHRAIM		1			1
Altenheim Senior Living		1			1
Parkside Manor		1			1
LAREDO EMERGENCY ROOM			1	100%	1
PASTEUR MEDICAL CENTER LLC		1			1
GENOTOX LABORATORIES		1			1
PEDIATRIC ASSOCIATES OF ORLANDO			1	100%	1
PALOMAR MEDICAL CENTER			1	100%	1
CHAMBREL AT PINECASTLE			1	100%	1
LAKE WALES DIALYSIS CENTER			1	100%	1
HUDSON REGIONAL HOSPITAL			1	100%	1
CVS NE8626POCT LINCOLN		1			1
INTERMOUNTAIN HEALTHCARE LABORATORY SERVICES			1	100%	1

COVID-19: testing by laboratory

Data through Mar 8, 2021 verified as of Mar 9, 2021 at 09:25 AM

Data in this report are provisional and subject to change.

The numbers in the table below represent the number of Florida and non-Florida residents for whom test results were received by the Department of Health. A person can be tested by more than one laboratory and can have both positive and negative results. **Therefore, the sum of the numbers in each column will be larger than the total number of people tested.**

Reporting lab	Inconclusive	Negative	Positive	Percent positive	Total
SOUTH DADE NURSING & REHABILITATION CENTER ☐			1	100%	1
CHRISTIANA HOSPITAL		1			1
GOOD SAMARITAN HOSPITAL			1	100%	1
MARTINSVILLE HEALTH AND REHAB			1	100%	1
AVON PARK CLUSTER		1			1
PROVIDENCE PORTLAND MEDICAL CENTER		1			1
BAPTIST HEALTH SURGERY CENTER			1	100%	1
ORMC-ARDEN/EOI			1	100%	1
YUMA REGIONAL MEDICAL CENTER			1	100%	1
SEVEN HILLS HEALTHCARE GROUP LLC DBA		1			1
ENCORE AT BOCA RATON, THE			1	100%	1
ALL PEDIATRIC CARE PA			1	100%	1
ASHLEY PEDIATRICS DAY & NIGHT CLINIC			1	100%	1
BRADENTON CONVENTION CENTER ☐			1	100%	1
CARDIOLOGY AND FITNESS MEDICINE		1			1
ALABAMA REFERENCE LAB			1	100%	1
Consulate Health Care of Tallahassee			1	100%	1
MEMORIAL HOSPITAL AT GULFPORT			1	100%	1
Kroger 670 - The Little Clinic Dawson Forest Rd & Hwy 19		1			1
Kroger 618 - The Little Clinic Trail Creek Village		1			1
MY WELLNESS EXPRESS			1	100%	1
SOUTH TEXAS HEALTH SYSTEM ER - WARE ROAD			1	100%	1
Kroger 629 - The Little Clinic Cartersville, GA Hwy 41		1			1
KIOSK MEDICINE KENTUCKY LLC		1			1
PEACE HEALTH FAMILY MEDICINE AT 87TH AVE		1			1
CVS NH1004POCT SALEM			1	100%	1
Kroger - KRO03500568			1	100%	1
Kroger - KRO03400316			1	100%	1
NEMOURS CHILDREN'S PRIMARY CARE			1	100%	1
DORAL KIDNEY CENTER			1	100%	1
MOBILE MEDICAL CLINIC			1	100%	1
CHILDRENS SPECIALIST PEDIATRIC PULMMOLOGY &			1	100%	1
DEVITA		1			1
Waycross VA CBOC		1			1
INSTANT MEDICAL CARE CENTER			1	100%	1
NULEASE MEDICAL SOLUTIONS			1	100%	1
SPRINGBROOK HOSPITAL			1	100%	1
FORT LOUDOUN PRIMARY CARE		1			1
WELLINGTON WEST 100176			1	100%	1
SUN CITY DIAGNOSTIC CENTER			1	100%	1
SOUTHWOOD NURSING & RETIREMENT CENTER		1			1
Kroger 699 - The Little Clinic Smyrna		1			1
WILMINGTON NURSING AND REHAB			1	100%	1
Piqua Manor		1			1
PALMETTO CHARTER SCHOOL ☐		1			1
FLORIDA HOSPITAL ORMOND BEACH			1	100%	1

COVID-19: testing by laboratory

Data through Mar 8, 2021 verified as of Mar 9, 2021 at 09:25 AM

Data in this report are provisional and subject to change.

The numbers in the table below represent the number of Florida and non-Florida residents for whom test results were received by the Department of Health. A person can be tested by more than one laboratory and can have both positive and negative results. **Therefore, the sum of the numbers in each column will be larger than the total number of people tested.**

Reporting lab	Inconclusive	Negative	Positive	Percent positive	Total
MEDCARE QUALITY MEDICAL CENTER LLC			1	100%	1
NYU LANGONE AMBULATORY CARE LAKE SUCCE		1			1
Ashland Place Health and Rehabilitation, LLC		1			1
BRISTOL CHILDRENS CLINIC			1	100%	1
GENESEE COUNTY HEALTH DEPARTMENT		1			1
HSRE-ASL CASSELBERRY TRS, LLC			1	100%	1
PENSACOLA PATHOLOGY		1			1
CHATSWORTH ASSISTED LIVING COMMUNITY AT PGA NATIONAL			1	100%	1
SIMPLY HEALTHCARE AND WELLNESS CLINIC, PC			1	100%	1
REELFOOT FAMILY WALK-IN CLINIC		1			1
PARK LANE NURSING HOME		1			1
Kroger 481 - The Little Clinic Houston Levee		1			1
Senatobia Healthcare & Rehab		1			1
SOUTHWOOD HEALTHCARE CENTER		1			1
St. Catherine's manor of Findlay		1			1
MEDCOR INC			1	100%	1
Kroger 569 - The Little Clinic Gallatin		1			1
SUMMER PLACE NURSING & REHABILITATION		1			1
SKY LAKES MEDICAL CENTER		1			1
ORMOND PEDIATRICS PA			1	100%	1
MEDICAL EXAMINERS OFFICE, LEESBURG			1	100%	1
BROOKS REHAB			1	100%	1
CORE OCCUPATIONAL RESOURCES, LLC			1	100%	1
NORTH BROWARD MEDICAL CENTER			1	100%	1
EUGENE T FINAN, MD			1	100%	1
HOUSTON MEDICAL CENTER			1	100%	1
THOMAS HOSPITAL			1	100%	1
CVS NE5863POCT OMAHA		1			1
LIFESTREAM BEHAVIORAL CENTER INC			1	100%	1
ALL PRO ORTHOPEDICS & SPORTS MEDICINE, PA			1	100%	1
SYNAPSE ANALYTICAL LABS		1			1
ATHENS MEDICAL CENTER			1	100%	1
MEDSTAR HEALTH URGENT CARE			1	100%	1
WESTON COUNTY HEALTH SERVICES			1	100%	1
MYCLINIC, INC			1	100%	1
HALE KUPUNA HERITAGE HOME		1			1
MINUTECLINIC DIAGNOSTIC OF KANSAS, PC		1			1
ADVENTHEALTH MEDICAL GROUP INTERNAL MEDICINE AT MILLS			1	100%	1
SHAW MEDICAL GROUP LLC			1	100%	1
RED HOOK FAMILY PRACTICE		1			1
EXACCARE KINGSTON, LLC			1	100%	1
Kroger 588 - The Little Clinic Thompsons Station		1			1
ESOTERIC LAB			1	100%	1
GIFFORD MEMORIAL HOSPITAL		1			1
JOHNSON MEDICAL SERVICES			1	100%	1
Glenview Terrace Nursing Center		1			1

COVID-19: testing by laboratory

Data through Mar 8, 2021 verified as of Mar 9, 2021 at 09:25 AM

Data in this report are provisional and subject to change.

The numbers in the table below represent the number of Florida and non-Florida residents for whom test results were received by the Department of Health. A person can be tested by more than one laboratory and can have both positive and negative results. **Therefore, the sum of the numbers in each column will be larger than the total number of people tested.**

Reporting lab	Inconclusive	Negative	Positive	Percent positive	Total
HIGHLAND PARK LAKEWOOD PRESTON HOLLOW			1	100%	1
RAPID MEDLAB (002MO)		1			1
SELECT SPECIALTY HOSPITAL - ORLANDO SOUTH			1	100%	1
NORTH SHORE HEMATOLOGY-ONCOLOGY ASSOCIATES		1			1
CENTRAL TX URGENT CARE			1	100%	1
KEY BISCAYNE PEDIATRIC ASSOCIATES INC			1	100%	1
Wedgewood Manor		1			1
ABSOLUTE QUICK CARE			1	100%	1
JOHN D. ARCHBOLD MEMORIAL HOSPITAL			1	100%	1
ONSLow COUNTY HEALTH DEPARTMENT			1	100%	1
CYPRESS CREEK DIALYSIS CTR			1	100%	1
LOUNDY		1			1
REHABILITATION CENTER OF SOUTH GEORGIA		1			1
Freedom Pointe at The Villages			1	100%	1
BAPTIST HOSPITAL EAST			1	100%	1
ADVENTHEALTH CENTRA CARE POINCIANA			1	100%	1
NORTH MIAMI BEACH SURGICAL CENTER			1	100%	1
OCEAN MEDICAL CENTER		1			1
PROFESSIONAL DIALYSIS CENTER			1	100%	1
HOLY CITY MED URGENT CARE			1	100%	1
TEXAS HEALTH HARRIS METHODIST HOSPITAL			1	100%	1
GALVESTON COUNTY HEALTH DISTRICT			1	100%	1
CVS MA1845POCT WILMINGTON		1			1
Arlington Health and Rehabilitation		1			1
HATLEY HEALTH CARE, INC		1			1
CONNECTICUT PEDIATRICS @ CHC		1			1
VITAL CARE			1	100%	1
Glenburn Home		1			1
Orchid Cove at Naples			1	100%	1
MCR HEALTH MEDICAL EXPRESS			1	100%	1
HEARTLAND OF ZEPHYRHILLS FL, LLC			1	100%	1
Walgreens #9890		1			1
PALM COAST DRAW STATION/AMERICAN HEALTH ASSOCIATES		1			1
DEPARTMENT OF HEALTH SERVICES			1	100%	1
Villages of St.Peters		1			1
THE MEDICAL CENTER AT BOWLING GREEN			1	100%	1
BREVARD COUNTY JAIL			1	100%	1
Cooperstown Center for Nursing and Rehabilitation		1			1
WINCHESTER HOSPITAL			1	100%	1
BROOKSVILLE REGIONAL HOSPITAL			1	100%	1
ADVANCE CARDIOVASCULAR IMAGING, INC			1	100%	1
EH FARGO HOSPITAL LABORATORY			1	100%	1
RICHMOND MEDICAL CENTER FOR WOMEN		1			1
SOUTHEASTERN PATHOLOGY ASSOCIATES			1	100%	1
MAINE HEALTH AND ENVIRONMENTAL TESTING LABORATORY			1	100%	1
Urgent Care 24/7 Orlando LLC			1	100%	1

COVID-19: testing by laboratory

Data through Mar 8, 2021 verified as of Mar 9, 2021 at 09:25 AM

Data in this report are provisional and subject to change.

The numbers in the table below represent the number of Florida and non-Florida residents for whom test results were received by the Department of Health. A person can be tested by more than one laboratory and can have both positive and negative results. **Therefore, the sum of the numbers in each column will be larger than the total number of people tested.**

Reporting lab	Inconclusive	Negative	Positive	Percent positive	Total
PRINCIPLE DIAGNOSTICS LLC			1	100%	1
FAITH FAMILY PRACTICE			1	100%	1
CVS / PHARMACY #10794			1	100%	1
BAPTIST HEALTH MEDICAL PLAZA			1	100%	1
Williamstown Commons			1	100%	1
CLEVELAND CLINIC FLORIDA WAIVED			1	100%	1
NEW YORK STATE DEPARTMENT OF HEALTH			1	100%	1
Medicalodges Neosho			1	100%	1
Willowbrooke Court at Normandy Farms Estates		1			1
USCG AIR STATION CLEARWATER CLINIC			1	100%	1
MEDHEALTH CLINICAL INC			1	100%	1
WALGREENS # 12338		1			1
NANCY M WORTHINGTON MD PA			1	100%	1
BLACK SHEEP MEDICAL			1	100%	1
BRIDGEWATER PARK ASSISTED LIVING LLC			1	100%	1
ASHLEY PEDICATRICS DAY AND NIGHT CLINIC			1	100%	1
MED TECH CLINICAL LABORATORY		1			1
MID FLORIDA DERMATOLOGY ASSOCIATES PA			1	100%	1
ASSOCIATES IN INTERNAL MEDICINE PA			1	100%	1
ADVENTHEALTH SENIOR CARE AT ORMOND			1	100%	1
Highland Ave. Eye Clinic		1			1
NORTHEAST GEORGIA HEALTH SYSTEM			1	100%	1
AVERA SACRED HEART HOSPITAL			1	100%	1
KETTERING MEDICAL CENTER			1	100%	1
MEDEXPRESS URGENT CARE - BENTONVILLE		1			1
ST. MICHAEL'S ELITE HOSPITAL			1	100%	1
IZ MEDICAL		1			1
MIAMI CEREBRAL PALSY RESIDENTIAL			1	100%	1
PATHOLOGYT & LAB MEDICINE SERVICES			1	100%	1
CEPERO PEDIATRICS PA			1	100%	1
MINNESOTA DEPARTMENT OF HEALTH LABORATORY			1	100%	1
MULTICARE PHYSICIANS			1	100%	1
CARENOW URGENT CARE - SPRING			1	100%	1
CULVER CITY URGENT CARE			1	100%	1
FREDERICK AVENUE GROUP HOME		1			1
NHC Sequatchie		1			1
TREASURE COAST MEDICAL CONCIERGE LLC			1	100%	1
THE DOCTOR'S OFFICE OF WEST CALDWELL		1			1
Kroger 407 - The Little Clinic Lexington		1			1
MIAMI-DADE COUNTY HEALTH DEPT.		1			1
Cornerstone at the Ranch		1			1
WW Chem Auto SS			1	100%	1
PARRISH MEDICAL GROUP			1	100%	1
ST FRANCIS MEDICAL CENTER			1	100%	1
PALM BEACH COUNTY SHERIFF OFFICE			1	100%	1
Arlington Care Center			1	100%	1

COVID-19: testing by laboratory

Data through Mar 8, 2021 verified as of Mar 9, 2021 at 09:25 AM

Data in this report are provisional and subject to change.

The numbers in the table below represent the number of Florida and non-Florida residents for whom test results were received by the Department of Health. A person can be tested by more than one laboratory and can have both positive and negative results. **Therefore, the sum of the numbers in each column will be larger than the total number of people tested.**

Reporting lab	Inconclusive	Negative	Positive	Percent positive	Total
PHOEBE PRIMARY CARE CAMILLA			1	100%	1
UNIVERSITY PLACE NURSING CENTER		1			1
VA Texas Valley Coastal Bend Harlingen HCC		1			1
ST ANTHONY COMMUNITY HOSPITAL LAB		1			1
CIRRUS DX			1	100%	1
Signature HealthCare of Bowling Green		1			1
Smg At Bridgewater Family Medicine		1			1
LANGLADE			1	100%	1
MOBILE HEALTH MEDICAL SERVICES PC		1			1
LAB TEST KENDALL LLC		1			1
Life Care Center of Paradise Valley		1			1
EMORY CRAWFORD LONG HOSPITAL			1	100%	1
GULF COUNTY HEALTH DEPARTMENT			1	100%	1
MAYO CLINIC OUTPATIENT DIALYSIS CENTER			1	100%	1
MEMORIAL MEDICAL CENTER			1	100%	1
PROGRESSIVE URGENT CARE, PC			1	100%	1
MCLEOD MEMORIAL HOSPITAL CLARENDON			1	100%	1
OAK HAVEN REHAB AND NURSING CENTER			1	100%	1
TRINITY URGENT CARE		1			1
PEDIATRIC PARTNERS ZEPHYRHILLS			1	100%	1
CMC MERCY LABORATORY			1	100%	1
CLINICAL CARE, INC			1	100%	1
Kroger 909 - The Little Clinic Hamilton			1	100%	1
MEDICAL ASSOCIATES OF CARTER		1			1
Heritage of Red Cloud		1			1
MEDEXPRESS URGENT CARE-BRENTWOOD		1			1
THE HOSPITALS OF PROVIDENCE EMERGENCY ROOM			1	100%	1
UNIVERSITY URGENT CARE			1	100%	1
MEDEXPRESS URGENT CARE - PINE BLUFF S		1			1
MADISON FACILITY INC			1	100%	1
SOUTH COUNTY MEDICAL CENTER			1	100%	1
ROSLYN INTERNAL MEDICINE		1			1
SPORTS MEDICINE CLINIC - U OF WYOMING			1	100%	1
UNIVERSITY OF MARYLAND PATHOLOGY ASSOCIATES			1	100%	1
Elderwood at Lancaster		1			1
Caldwell Care		1			1
Jersey City Medical Center		1			1
URGENT CARE OF FORT LAUDERDALE INC			1	100%	1
SEWALLS POINT PHARMACY INC			1	100%	1
CORPUS CHRISTI MEDICAL CENTER			1	100%	1
ARIZA WELLNESS CARE LLC			1	100%	1
BASCOM PALMER EYE INSTITUTE			1	100%	1
RIVERSIDE REGIONAL MED CENTER			1	100%	1
VELOCITY URGENT CARE - LITTLE CREEK			1	100%	1
ELAN MANATEE			1	100%	1
CVS OH398OPOCT KENT		1			1

COVID-19: testing by laboratory

Data through Mar 8, 2021 verified as of Mar 9, 2021 at 09:25 AM

Data in this report are provisional and subject to change.

The numbers in the table below represent the number of Florida and non-Florida residents for whom test results were received by the Department of Health. A person can be tested by more than one laboratory and can have both positive and negative results. **Therefore, the sum of the numbers in each column will be larger than the total number of people tested.**

Reporting lab	Inconclusive	Negative	Positive	Percent positive	Total
St Mary's d'Youville Pavilion		1			1
HARDIN MEMORIAL HOSPITAL - HEARTLAND PATHOLOGY CONSULTANTS			1	100%	1
Kroger 49 - The Little Clinic Wichita - 21st St.			1	100%	1
WEILL CORNELL MEDICAL ASSOCIATES - EAST SIDE		1			1
ALLIED PEDIATRICS & FAMILY MEDICINE			1	100%	1
MIL LAKE HEALTHCARE CENTER INC PEDIATRICS			1	100%	1
CLEVELAND CLINIC OUTPATIENT LABORATORY			1	100%	1
Keller Landing Center		1			1
OPTUM OF HIALEAH		1			1
NORTH PALM BEACH DIALYSIS CENTER			1	100%	1
Longwood Community Living Center		1			1
WESTEX URGENT CARE, PLLC			1	100%	1
QUICKCARE HEALTH, INC			1	100%	1
Brookdale Southside			1	100%	1
CVS MA1875POCT ASHLAND			1	100%	1
Miller Health Care Center			1	100%	1
COUNTRYSIDE PEDIATRIC CARE PA			1	100%	1
AMERICA'S ER SITE 002 LLC			1	100%	1
HOWELL BRANCH COURT			1	100%	1
CARE STATION MEDICAL GROUP		1			1
CHILTON MEDICAL CENTER		1			1
AMD			1	100%	1
MERCY HOME		1			1
SANCHEZ CAZAU MEDICAL GROUP			1	100%	1
CVS OH4300POCT STRONGSVILLE		1			1
TRAVIS LEE THOMPSON MD			1	100%	1
NORTHEAST BAPTIST HOSPITAL			1	100%	1
TRUCARE LIVING CENTERS - SELMA			1	100%	1
WAYNE COUNTY PUBLIC HEALTH		1			1
GATEWAY LABORATORIES		1			1
ADVANCED LABORATORY SERVICES			1	100%	1
COMMUNITY MEDICAL CENTER-ORANGE CITY		1			1
ST JOHN'S MEDICAL CENTER, TETON VILLAGE			1	100%	1
COMMONWEALTH OF VIRGINIA DIVISION OF CONSOLIDATED LABORATORY SERVICES			1	100%	1
BMC MAYPORT			1	100%	1
SPRING VALLEY HOSPITAL MEDICAL CENTER			1	100%	1
RELIANCE HOME HEALTH CARE INC		1			1
MEDEXPRESS URGENT CARE, EDWARDSVILLE		1			1
Walgreens #10851		1			1
CVS MI8091POCT FRASER		1			1
BREVARD FAMILY WALK IN CLINIC			1	100%	1
PARK AVENUE DERMATOLOGY NORTH			1	100%	1
BAPTIST HOSPITAL PRIMARY CARE GULF BREEZE			1	100%	1
ARIZONA STATE LABORATORY			1	100%	1
LABTEST LLC LABTEST DIAGNOSTICS			1	100%	1
FLORIDA HEART AND VASCULAR MULTISPECIALTY GROUP PA			1	100%	1

COVID-19: testing by laboratory

Data through Mar 8, 2021 verified as of Mar 9, 2021 at 09:25 AM

Data in this report are provisional and subject to change.

The numbers in the table below represent the number of Florida and non-Florida residents for whom test results were received by the Department of Health. A person can be tested by more than one laboratory and can have both positive and negative results. **Therefore, the sum of the numbers in each column will be larger than the total number of people tested.**

Reporting lab	Inconclusive	Negative	Positive	Percent positive	Total
Sunnybrook Rehabilitation Center			1	100%	1
Troy Center for Rehabilitation & Nursing		1			1
ADDINGTON PLACE EAST LAKE		1			1
SAINT FRANCIS HOSPITAL			1	100%	1
Grays Harbor Health and Rehabilitation		1			1
HALEYVILLE HEALTH CARE CENTER		1			1
HARDIN HEALTH INC		1			1
SOUTHERN WINDS			1	100%	1
TEVAPHARM			1	100%	1
MEDSTAR URGENT CARE, LLC			1	100%	1
CAREHERE HUDSON BAY			1	100%	1
Kroger 825 - The Little Clinic Dorothy Lane		1			1
BAYSHORE DIALYSIS			1	100%	1
GOSHEN HOSPITAL			1	100%	1
Kroger 447 - The Little Clinic Lebanon		1			1
HEART HOSPITAL OF LAFAYETTE: EMERGENCY ROOM			1	100%	1
CHIPLEY DIALYSIS			1	100%	1
Vi at Aventura		1			1
SANITAS RESEARCH LLC			1	100%	1
PM PEDIATRICS OF BAYSIDE, PLLC		1			1
DAUGHTERS OF SARAH NURSING CENTER		1			1
BARRINGTON TERRACE NAPLES			1	100%	1
HORIZON MEDICAL CENTER			1	100%	1
MONMOUTH MEDICAL CENTER		1			1
Kroger 57 - The Little Clinic Jay C Charlestown		1			1
Kroger 126 - The Little Clinic Cottonwood		1			1
Hillside Rehab and Care Center			1	100%	1
WMC HEALTH GROUP OF KISSIMMEE LLC			1	100%	1
BRITTNEY WHELIHAN IRWIN ARNP LLC			1	100%	1
Memorial Health Care Center			1	100%	1
Virginia Gay Nursing and Rehab		1			1
Kroger - KRO70600172		1			1
West Bay of Tampa Center			1	100%	1
SUSAN F. WILLIAMS M.D., P.A.			1	100%	1
Kroger 397 - The Little Clinic Frankfort East		1			1
SJMC PHYSICIAN SERVICES			1	100%	1
CVS AZ3749POCT GOODYEAR		1			1
CVS AZ7855POCT TUCSON		1			1
MARQUETTE GENERAL HOSPITAL			1	100%	1
HOLLAND COMMUNITY HOSPITAL		1			1
Bethel Lutheran Nursing & Rehabilitation Center		1			1
CACERES SPECIALIZED GYNECOLOGY		1			1
TAMPA HEALTH CARE PROVIDERS PA		1			1
EPIC CARE PHARMACY		1			1
CARESOUTH HHA HOLDINGS OF THE BAY AREA LLC		1			1
MIAMI VASCULAR SURGERY			1	100%	1

COVID-19: testing by laboratory

Data through Mar 8, 2021 verified as of Mar 9, 2021 at 09:25 AM

Data in this report are provisional and subject to change.

The numbers in the table below represent the number of Florida and non-Florida residents for whom test results were received by the Department of Health. A person can be tested by more than one laboratory and can have both positive and negative results. **Therefore, the sum of the numbers in each column will be larger than the total number of people tested.**

Reporting lab	Inconclusive	Negative	Positive	Percent positive	Total
MED CHOICE CENTER OF NORTH MIAMI			1	100%	1
AUTUMN HOUSE			1	100%	1
Dugan Memorial Home		1			1
THE HEART HOSPITAL BAYLOR PLANO			1	100%	1
Fulton County Medical Center Long Term Care			1	100%	1
NEMOURS CHILDREN'S PRIMARY CARE, ST CLOUD			1	100%	1
ST FRANCIS COLLEGE WELLNESS CENTER		1			1
ROCKLEDGE HEALTH & REHABILITATION CENTER			1	100%	1
Florence Nursing and Rehabilitation Center		1			1
BROOKDALE FORT MYERS LAKES PARK			1	100%	1
ADVENTHEALTH IMAGING WINTERGARDEN		1			1
BOND COUNTY HEALTH DEPARTMENT			1	100%	1
INLET CONCIERGE MEDICINE			1	100%	1
FINLAY MEDICAL RESEARCH CORP			1	100%	1
Gulf Coast health and Rehabilitation, LLC		1			1
HYDE PARK MEDICAL CENTER		1			1
RIVERVIEW HOSPITAL D/B/A UNIVERSITY		1			1
CARESPOT EXPRESS HEALTHCARE BOYNTON BEACH			1	100%	1
SV MOBILE HEALTH			1	100%	1
POMPANO BEACH ARTIFICIAL KIDNEY CENTER			1	100%	1
			1	100%	1
Sage Bluff Health & Rehabilitation Center		1			1
MERCY HEALTH			1	100%	1
ST. LUKES HOSPITAL			1	100%	1
MEDEXPRESS URGENT CARE - CABOT			1	100%	1
MEDICAL CLINIC OF HOUSTON			1	100%	1
Strasburg Care Center		1			1
Walgreens #5065		1			1
DIMMIT REGIONAL HOSPITAL			1	100%	1
VA OPTOMETRY CLINIC			1	100%	1
DW MCMILLAN MEMORIAL HOSPITAL LABORATORY			1	100%	1
Oregon Veterans Home The Dalles		1			1
MORNINGSIDE NURSING AND REHABILITATION		1			1
UNLIMITED MEDICAL SERVICES OF FL PL DBA		1			1
RCP OF MEMORIAL WEST			1	100%	1
CONVENIENT MEDICAL AND HEALTH SERVICES			1	100%	1
FAIRFIELD MEDICAL CENTER			1	100%	1
CAREWELL 203			1	100%	1
WEST VIRGINIA UNIVERSITY HOSPITALS			1	100%	1
CVS KS8573POCT OVERLAND PARK		1			1
SOMA MEDICAL CENTER PA #2 OAKLAND			1	100%	1
MED-LAKE LABORATORY			1	100%	1
TAMPA GENERAL MEDICAL GROUP LABORATORY HEALTHPARK			1	100%	1
FRONT PORCH PEDIATRICS PLLC			1	100%	1
COLONIAL HEALTH CARE		1			1
MEDEXPRESS URGENT CARE, MOSSIDE		1			1

COVID-19: testing by laboratory

Data through Mar 8, 2021 verified as of Mar 9, 2021 at 09:25 AM

Data in this report are provisional and subject to change.

The numbers in the table below represent the number of Florida and non-Florida residents for whom test results were received by the Department of Health. A person can be tested by more than one laboratory and can have both positive and negative results. **Therefore, the sum of the numbers in each column will be larger than the total number of people tested.**

Reporting lab	Inconclusive	Negative	Positive	Percent positive	Total
777 URGENT CARE			1	100%	1
Heartland Health Care Center Jacksonville			1	100%	1
RANDOLPH COUNTY HEALTH & REHABILITATIO		1			1
ODYSSEY HEALTH CARE OF MARION COUNTY LLC		1			1
FAMILY AND INTERNAL MEDICINE ASSOCIATES		1			1
UMMC MIDTOWN CAMPUS			1	100%	1
CORONA CONCIERGE, LLC		1			1
Grand Junction VAMC		1			1
CVS MA2401POCT MARSHFIELD		1			1
CVS MA957POCT WEST SPRINGFIELD		1			1
Dexter Health Care		1			1
RM PHARMACY SERVICES INC		1			1
TMH REHABILITATION CENTER		1			1
ADVENTHEALTH MEDICAL GROUP COMMUNITY MEDICINE			1	100%	1
DE TAR HOSPITAL			1	100%	1
EVEZIA DIAGNOSTICS			1	100%	1
HACKENSACK UNIVERSITY MEDICAL CENTER		1			1
DAVENPORT DIALYSIS CENTER		1			1
bishop rehabilitation and nursing center		1			1
BAPTIST HEALTH PRIMARY CARE AT DORAL			1	100%	1
WEST PENSACOLA DIALYSIS CENTER			1	100%	1
BAPTIST MEDICAL PLAZA AT WESTCHESTER			1	100%	1
Douglas County Health Center		1			1
VETERANS AFFAIRS MEDICAL CENTER - EAST ORANGE			1	100%	1
DIGNITY HEALING LLC			1	100%	1
DR JAMES D FORBES FAMILY CARE CENTER			1	100%	1
NORTH SHORE HEMATOLOGY-ONCOLOGY ASSOCI		1			1
MID FLORIDA COMMUNITY SERVICES			1	100%	1
Springdale Village		1			1
TENNOVA ER - SANGO			1	100%	1
SHARON REGIONAL MEDICAL CENTER			1	100%	1
NEMOURS CHILDREN HOSPITAL			1	100%	1
THE CHILDREN'S HOSPITAL OF PHILADELPHIA		1			1
ROAN MOUNTAIN MEDICAL CENTER			1	100%	1
Portsmouth Health and Rehab			1	100%	1
Kroger 519 - The Little Clinic Staples Mill Road		1			1
Court House Center		1			1
WINNIFRED ASSISTED LIVING FACILITY INC		1			1
LARKIN COMMUNITY HOSPITAL PALM SPRINGS CAMPUS			1	100%	1
QC LABORATORY			1	100%	1
LABORATORY SERVICES SGHS - CAMDEN		1			1
MEDONE URGENT CARE			1	100%	1
UCH LAB			1	100%	1
ELLIS HOSPITAL URGENT CARE CENTER LAB		1			1
SUTTER GOULD MEDICAL FOUNDATION			1	100%	1
ST JOHNS MEDICAL CENTER		1			1

COVID-19: testing by laboratory

Data through Mar 8, 2021 verified as of Mar 9, 2021 at 09:25 AM

Data in this report are provisional and subject to change.

The numbers in the table below represent the number of Florida and non-Florida residents for whom test results were received by the Department of Health. A person can be tested by more than one laboratory and can have both positive and negative results. **Therefore, the sum of the numbers in each column will be larger than the total number of people tested.**

Reporting lab	Inconclusive	Negative	Positive	Percent positive	Total
ST VINCENTS OUTPATIENT IMAGING		1			1
Village Crest Center for Health & Rehabilitation		1			1
PATIENT FIRST-GENERAL BOOTH			1	100%	1
DOCTORS AFTER HOURS URGENT CARE CENTER			1	100%	1
UF HEALTH THE VILLAGES			1	100%	1
MEDEXPRESS URGENT CARE - WAYNESBURG		1			1
DIGESTIVE DISEASE CARE PC		1			1
ELITE MEDICAL LABORATORY SOLUTIONS LLC			1	100%	1
Rio Grande City Nursing and Rehab Center			1	100%	1
CVS MA41POCT TAUNTON		1			1
Good Samaritan Society		1			1
ALLIANCE LABORATORY SERVICES			1	100%	1
Kroger 353 - The Little Clinic Harpers Point		1			1
PALMETTO BAY MEDICAL CENTER			1	100%	1
ADVENTHEALTH PHYSICIAN GROUP - APPLEWOOD			1	100%	1
CORNERSTONE OF RECOVERY INC		1			1
WAYCROSS INTRTNAL MEDICINE			1	100%	1
Vibralfife of El Paso Rehabilitation Center			1	100%	1
POINTE MEDICAL SERVICES INC			1	100%	1
FAMILY MEDICINE AT CELEBRATION		1			1
Kroger - KRO62000426			1	100%	1
AMERICAN DRUG TESTING LAB LLC			1	100%	1
Good Samaritan Society - Albion		1			1
ARCADIA DIALYSIS CENTER			1	100%	1
MEDEXPRESS URGENT CARE - TOPEKA, SW WANAMAKER RD		1			1
EXAC CARE CROSSVILLE		1			1
BRONSON METHODIST HOSPITAL			1	100%	1
Brakeley Park Center		1			1
Birmingham Nursing and Rehabilitation East LLC		1			1
DHMD		1			1
DOCTORS MEMORIAL HOSP HOME HEALTH CARE		1			1
HERNANDO COUNTY HEALTH DEPT			1	100%	1
1ST MED DOTHAN			1	100%	1
Summit Medical Group Morristown Oncology		1			1
BLUFFTON HEALTH CENTER			1	100%	1
YOUTH HEALTH CENTER OF HUNTINGTON		1			1
WALGREENS # 11165		1			1
CITRONELLE HEALTH AND REHABILITATION CENTER		1			1
PERRY COUNTY NURSING HOME		1			1
CARECENTER PHARMACY, LLC		1			1
FAMILY PRACTICE ASSOCIATES		1			1
Oakmont of Katy Nursing and Rehabilitation		1			1
OMC PRIMARY CARE - HOSPITAL CAMPUS			1	100%	1
ULTIMATE KIDNEY CARE			1	100%	1
CHP COVID-19 (TX)			1	100%	1
KNOX COMMUNITY HOSPITAL			1	100%	1

COVID-19: testing by laboratory

Data through Mar 8, 2021 verified as of Mar 9, 2021 at 09:25 AM

Data in this report are provisional and subject to change.

The numbers in the table below represent the number of Florida and non-Florida residents for whom test results were received by the Department of Health. A person can be tested by more than one laboratory and can have both positive and negative results. **Therefore, the sum of the numbers in each column will be larger than the total number of people tested.**

Reporting lab	Inconclusive	Negative	Positive	Percent positive	Total
NEW ERA HEALTH CENTER INC		1			1
GARDENS PEDIATRICS LAB			1	100%	1
KINGWOOD EMERGENCY HOSPITAL			1	100%	1
ALAFAYA WOODS FAMILY MEDICAL CENTER		1			1
Abernethy Laurels		1			1
SOWAL HEALTH & DRUG			1	100%	1
WELLSTAR COBB HOSPITAL			1	100%	1
PUBLIX PHARMACY #1114			1	100%	1
PARTNERS IN PRIMARY CARE		1			1
NATIONAL INSTITUTES OF HEALTH CLINICAL CENTER			1	100%	1
PEDRO MENENDEZ HEALTH CENTER AT ST JOHNS			1	100%	1
COX HEALTH SOUTH LAB			1	100%	1
WINTER HAVEN DIALYSIS		1			1
BRANDON OUTREACH CLINIC			1	100%	1
ACCURATE HEALTH SERVICES CORP			1	100%	1
FALKVILLE HEALTHCARE		1			1
KANA MEDICAL			1	100%	1
MICROBIOLOGY DEPARTMENT			1	100%	1
PCR DIAGNOSTICS			1	100%	1
SELF REGIONAL HEALTHCARE			1	100%	1
OMAHA VA MEDICAL CENTER			1	100%	1
TEXAS HEALTH ARLINGTON MEMORIAL HOSPITAL			1	100%	1
MARINA DEL REY HOSPITAL LAB			1	100%	1
TEXAS HEALTH ARLINGTON MEMORIAL		1			1
Kroger 444 - The Little Clinic Dent		1			1
EASTSIDE MEDICAL CLINIC		1			1
ENT & ALLERGY ASSOCIATES, LLP - SLEEPY HOLLOW (ABBOTT)		1			1
MY URGENT CARE CLINIC			1	100%	1
HABANA HEALTH CARE CENTER			1	100%	1
SACRED HEART MEDICAL CENTER			1	100%	1
MID FLORIDA BIOLOGICALS			1	100%	1
ACCOMPLISHED HOME CARE		1			1
CORDOVA FAMILY PRACTICE			1	100%	1
EDGAR PRICE FAMILY & CHILDREN HEALTHCARE CENTER			1	100%	1
Moab Regional Hospital			1	100%	1
COLONIAL VILLA GOOD SAMARITAN CENTER		1			1
Carington Park			1	100%	1
Kroger 968 - The Little Clinic Colerain Township		1			1
CHRISTIAN REST HOME ASSOC		1			1
ELKTON TRANSITIONAL CARE CENTER		1			1
LANCASHIRE HALL NURSING AND REHABILITATION CENTER		1			1
CURELOGICS WOUND CARE & HYPERBARIC CENTER		1			1
Kroger 698 - The Little Clinic 14th Street/Bell		1			1
SANTA BARABARA ALF LLC (THE WINDSOR)			1	100%	1
LITTLE COMPANY OF MARY HOSPITAL			1	100%	1
WINDMOOR HEALTHCARE			1	100%	1

COVID-19: testing by laboratory

Data through Mar 8, 2021 verified as of Mar 9, 2021 at 09:25 AM

Data in this report are provisional and subject to change.

The numbers in the table below represent the number of Florida and non-Florida residents for whom test results were received by the Department of Health. A person can be tested by more than one laboratory and can have both positive and negative results. **Therefore, the sum of the numbers in each column will be larger than the total number of people tested.**

Reporting lab	Inconclusive	Negative	Positive	Percent positive	Total
FLORIDA HOSPITAL LAB			1	100%	1
EMERGENCY CARE SERVICES LAB AT JFK MEDICAL CENTER			1	100%	1
FLAGLER COUNTY BOARD OF COUNTY COMMISSIONERS			1	100%	1
Victoria Manor		1			1
Signature Healthcare of Fort Wayne		1			1
ACCESS HEALTH CARE PHYSICIANS, LLC		1			1
NORWALK HOSPITAL			1	100%	1
Bethany Manor		1			1
NEW HORIZON PRIMARY CARE LLC			1	100%	1
MOUNT SINAI MEDICAL CENTER AVENTURA ER			1	100%	1
PALM BEACH COUNTY HEALTH DEPT.			1	100%	1
GATEWAY FAMILY HEALTH CLINIC			1	100%	1
Acts Manor House		1			1
BAPTIST EMERGENCY HOSPITAL - KELLY			1	100%	1
Dulles Health and Rehab Center		1			1
INTERNAL MEDICINE GROUP OF CENTRAL FLORIDA			1	100%	1
5 STAR HOME HEALTH SERVICES INC		1			1
LRGHEALTHCARE		1			1
UABC			1	100%	1
Manor Care Health Services- Wilmington			1	100%	1
PT&J REHAB LLC		1			1
CARINGPLUS HOMECARE LLC			1	100%	1
DSI LABORATORIES-NAPLES-7TH			1	100%	1
441 URGENT CARE CENTER - BROWNWOOD			1	100%	1
BLAKE AT PENSACOLA OPERATION CO, LLC, THE			1	100%	1
STONECREST MEDICAL CENTER		1			1
CVS MN663POCT APPLE VALLEY		1			1
SANTA ROSA PEDIATRICS			1	100%	1
Alexandria Place		1			1
MEDEXPRESS URGENT CARE-MEADVILLE			1	100%	1
ADVENTHEALTH MEDICAL GROUP OBSTETRICS			1	100%	1
Community Compassion Center of Batesville			1	100%	1
AVALON MEDICAL GROUP			1	100%	1
PRACTITIONERS IN MOTION			1	100%	1
Falmouth By The Sea			1	100%	1
Courtenay Springs Village			1	100%	1
STUDENT HEALTH CENTER			1	100%	1
HEALTHPARTNERS HUDSON CLINIC			1	100%	1
HAVASU REGIONAL MEDICAL CENTER			1	100%	1
COVE AT THE MARBELLA,THE			1	100%	1
REGIONAL MEDICAL LABORATORY			1	100%	1
CURA LABORATORY SERVICES			1	100%	1
RESTORE MEDICAL PARTNERS PLLC			1	100%	1
HEALTH CARE SERVICES LC			1	100%	1
ORMOND BEACH DIALYSIS			1	100%	1
MINUTECLINIC DIAG OF IND, LLC #4368		1			1

COVID-19: testing by laboratory

Data through Mar 8, 2021 verified as of Mar 9, 2021 at 09:25 AM

Data in this report are provisional and subject to change.

The numbers in the table below represent the number of Florida and non-Florida residents for whom test results were received by the Department of Health. A person can be tested by more than one laboratory and can have both positive and negative results. **Therefore, the sum of the numbers in each column will be larger than the total number of people tested.**

Reporting lab	Inconclusive	Negative	Positive	Percent positive	Total
COLUMBIA CREST CARE & RAHAB		1			1
RENOWN REGIONAL MEDICAL CENTER			1	100%	1
USA Healthcare LTC, LLC - Folsom Center for Rehabilitation & Healthca		1			1
LIBERTY HEALTH CENTER			1	100%	1
MARYWOOD NURSING CARE CENTER		1			1
LAKE COMMUNITY ACTION AGENCY		1			1
CLEVELAND CLINIC AKRON GENERAL			1	100%	1
UNIVERSITY OF VERMONT MEDICAL CENTER			1	100%	1
TUNIS STREET GROUP HOME		1			1
ANSWERS RESOURCE FACILITY		1			1
JMJ FAMILY PRACTICE			1	100%	1
UNITYPOINT HEALTH TRINITY			1	100%	1
LABTECH DIAGNOSTICS			1	100%	1
Carrollton Manor Inc		1			1
BOULDER COMMUNITY HOSPITAL			1	100%	1
Sherwood Oaks Health Center			1	100%	1
THE CHRIST HOSPITAL			1	100%	1
CVS NE2741POCT LA VISTA		1			1
ACCESS 365 URGENT CARE LLC			1	100%	1
BLOOD SYSTEMS LABORATORIES			1	100%	1
MEDICAL SPECIALISTS OF THE PALM BEACHES INC			1	100%	1
ALLIANCE MD DIRECT PRIMARY CARE			1	100%	1
LAKEVIEW REGIONAL HOSPITAL			1	100%	1
FRESENIUS SOUTH FORT MYERS		1			1
ADVENTHEALTH MEDICAL GROUP FAMILY AND INTERNAL			1	100%	1
ACUPATH LABORATORIES INC			1	100%	1
WILSON FAMILY MEDICINE LLC		1			1
FAST PACE URGENT CARE			1	100%	1
LEELANAU OPCO, LLC		1			1
CHC SOUTHWEST FLORIDA LAB-LIVE			1	100%	1
SYNERGENE LABORATORY			1	100%	1
NEW YORK UNIVERSITY MEDICAL CENTER			1	100%	1
CVS TN5694POCT SODDY DAISY		1			1
PIONEER CLINICAL RESEARCH LLC			1	100%	1
COMMUNITY			1	100%	1
WESTCOAST FAMILY PRACTICE		1			1
Salem Hills Rehabilitation and Nursing Center		1			1
PATHLAB SERVICES			1	100%	1
KEATING SPORTS CENTER		1			1
2504-HOMEWOOD		1			1
SOUTHWEST REGIONAL PCR LABORATORY			1	100%	1
CROSS CREEK HEALTH CARE		1			1
Florida Baptist Retirement Center		1			1
BAYSTATE REFERENCE LABORATORY			1	100%	1
BETHESDA HOSPITAL EAST BLOOD GAS LAB			1	100%	1
WALGREENS #15369		1			1

COVID-19: testing by laboratory

Data through Mar 8, 2021 verified as of Mar 9, 2021 at 09:25 AM

Data in this report are provisional and subject to change.

The numbers in the table below represent the number of Florida and non-Florida residents for whom test results were received by the Department of Health. A person can be tested by more than one laboratory and can have both positive and negative results. **Therefore, the sum of the numbers in each column will be larger than the total number of people tested.**

Reporting lab	Inconclusive	Negative	Positive	Percent positive	Total
CVS AZ9277POCT TUCSON		1			1
Chestnut Ridge Nursing & Rehab		1			1
PANCARE HEALTH - NORTHSIDE ELEMENTARY			1	100%	1
LAKE LURE HEALTH CENTER			1	100%	1
Cottage of the Shoals		1			1
STERLING HOUSE OF PORT ORANGE		1			1
Pinnacle Assisted Living			1	100%	1
Kroger 838 - The Little Clinic Fairborn		1			1
BRIAN C GRINER MD LLC			1	100%	1
MEDCOR, INC			1	100%	1
CENTRAL CAROLINA HOSPITAL			1	100%	1
BL DIAGNOSTICS LLC			1	100%	1
SEASONS HOSPICE AND PALLIATIVE CARE OF			1	100%	1
DUKE UNIVERSITY POINT OF CARE TESTING PROGRAM			1	100%	1
Kroger 682 - The Little Clinic Combs and Gantzel		1			1
Walgreens #3661		1			1
PARK AVENUE PEDIATRICS PC		1			1
Signature Healthcare of Georgetown		1			1
BROOKSHIRE, THE			1	100%	1
SOUTHEASTERN HEALTH FACILITES, INC		1			1
LEGACY AT HIGHWOODS PRESERVE		1			1
OXY-GENLAB			1	100%	1
BAYLOR SCOTT & WHITE MEDICAL SURGICAL CLINIC			1	100%	1
BRUSHY CREEK FAMILY HOSPITAL			1	100%	1
HOSPICE OF MARION COUNTY INC			1	100%	1
LabCorp of America			1	100%	1
CVS MA137POCT QUINCY		1			1
FIRST CARE OF GAINESVILLE			1	100%	1
INTEAM HEALTH, INC.			1	100%	1
PRIMARY & URGENT CARE CENTERS			1	100%	1
LONG ISLAND MINIMALLY INVASIVE SURGERY		1			1
Kroger 929 - The Little Clinic Corryville		1			1
UNITED HEALTHCARE			1	100%	1
INHEALTH LIFE SCIENCES			1	100%	1
SOUTHWEST ORLANDO FAMILY MEDICINE, PL			1	100%	1
CAREFIRST URGENT CARE - BEECHMONT			1	100%	1
TCPA CLINICAL LABORATORIES			1	100%	1
INTEGRATED GENETICS SEQUENOM		1			1
PCG MOLECULAR			1	100%	1
ST. VINCENT HOSPITAL			1	100%	1
Harbert Hills Academy Nursing Home		1			1
Spring Gate Rehab and Healthcare Center		1			1
PM PEDIATRICS OF BAYSIDE PLLC - BELLER		1			1
MEDICAL ASSOCIATES OF BREVARD LLC		1			1
MEADOWS PARK HEALTH AND REHABILITATION		1			1
VELOCITY URGENT CARE - REDMILL			1	100%	1

COVID-19: testing by laboratory

Data through Mar 8, 2021 verified as of Mar 9, 2021 at 09:25 AM

Data in this report are provisional and subject to change.

The numbers in the table below represent the number of Florida and non-Florida residents for whom test results were received by the Department of Health. A person can be tested by more than one laboratory and can have both positive and negative results. **Therefore, the sum of the numbers in each column will be larger than the total number of people tested.**

Reporting lab	Inconclusive	Negative	Positive	Percent positive	Total
CRUSADER COMMUNITY HEALTH			1	100%	1
ARBOR DIAGNOSTICS, INC		1			1
NEW ERA COMMUNITY HEALTH CENTER LLC		1			1
ST VINCENT'S AMBULATORY CARE INC			1	100%	1
BHS PHYSICIAN NETWORK			1	100%	1
FAIRVIEW SOUTHDAL			1	100%	1
Elm Crest Senior Living Community		1			1
OPTUM PRIMARY CARE			1	100%	1
LIMA MEMORIAL HOSPITAL			1	100%	1
REFERENCE LABORATORY			1	100%	1
PINNACLE DIALYSIS		1			1
PULMONARY, CRITICAL CARE AND SLEEP DISORDERS INSTITUTE OF SOUTH FLORID			1	100%	1
APS-SUMMIT CARE PHARMACY, LLC DBA OMNICARE		1			1
NORTHWEST FLORIDA SPECIALTY PHYSICIANS LLC		1			1
PEDIATRIC ASSOCIATES - MIAMI LAKES		1			1
WATERS EDGE ELEMENTARY SCHOOL			1	100%	1
COLOMBO'S PHARMACY		1			1
HARRIS URGENT CARE CENTER			1	100%	1
CVS IL2798POCT CHICAGO			1	100%	1
CONCENTRA - OCALA		1			1
LOUIS STOKES CLEVELAND VA MEDICAL CENTER			1	100%	1
Long Beach Care Center			1	100%	1
MOBILE INFIRMARY MEDICAL CENTER			1	100%	1
BAM INC		1			1
OCALA REGIONAL DIALYSIS- NORTH			1	100%	1
CAREWELL URGENT CARE FITCHBURG			1	100%	1
FLORIDA DEPARTMENT OF HEALTH IN CITRUS COUNTY		1			1
APOLLOMDX LLC			1	100%	1
QUALITY CLINICAL LAB LLC			1	100%	1
NASON HOSPITAL			1	100%	1
NORDX			1	100%	1
FAYETTE MEDICAL CENTER LAB		1			1
WEST FLORIDA HOSPITAL LABORATORY			1	100%	1
WRIGHT PATTERSON AFB MEDICAL CENTER			1	100%	1
LEGACY SPECIALTY PHARMACY CORP			1	100%	1
LEESBURG DIALYSIS CENTER		1			1
Regency Square			1	100%	1
CLERMONT PEDIATRICS, PA			1	100%	1
MERCYONE DES MOINES MEDICAL CENTER			1	100%	1
JUP Serology SubSection			1	100%	1
VAULT MEDICAL SERVICES			1	100%	1
RIVERSIDE MEDICAL CENTER		1			1
OAKMONT OF UNION SC, LLC		1			1
EDWARD HOSPITAL			1	100%	1
CVS HEALTH, #5962		1			1
GARNET HEALTH DOCTORS		1			1

COVID-19: testing by laboratory

Data through Mar 8, 2021 verified as of Mar 9, 2021 at 09:25 AM

Data in this report are provisional and subject to change.

The numbers in the table below represent the number of Florida and non-Florida residents for whom test results were received by the Department of Health. A person can be tested by more than one laboratory and can have both positive and negative results. **Therefore, the sum of the numbers in each column will be larger than the total number of people tested.**

Reporting lab	Inconclusive	Negative	Positive	Percent positive	Total
PRIMARY CARE GROUP LLC		1			1
STEWART FLORIDA ALF, INC			1	100%	1
ATHENS LIMESTONE HOSPITAL		1			1
A G RHODES HOME AT WESLEY WOODS		1			1
CUSTOM SCRIPTS PHARMACY		1			1
Kroger 350 - The Little Clinic New Cut Road		1			1
FLAGLER PROFESSIONAL HEALTH CARE SERVICES INC		1			1
SUNCOAST PRIMARY CARE LLC			1	100%	1
PENINSULA REGIONAL MED CTR LAB			1	100%	1
SANFORD LABORATORIES WATERTOWN			1	100%	1
BOLLES SCHOOL, THE			1	100%	1
CVS IL8750POCT CHICAGO		1			1
MEDEXPRESS URGENT CARE - PATRICK STREE			1	100%	1
SC-GA2018 SIMPSONVILLE REHABILITATION		1			1
Kroger 894 - The Little Clinic NEC		1			1
CVS AZ69POCT PEORIA		1			1
WALGREENS #10308		1			1
EXCEL URGENT CARE OF NJ			1	100%	1
METRO HEALTH HOSPITAL LABORATORY		1			1
CAROLINAS HEALTHCARE SYSTEM LAB			1	100%	1
KENNEDY BOULEVARD DIALYSIS			1	100%	1
Heartland of Perrysburg		1			1
WEST CARVER MEDICAL ASSOCIATES		1			1
Hawthorne House		1			1
Kroger 359 - The Little Clinic Bellevue		1			1
Crestwood Nursing Center		1			1
GREATER TAMPA AT HOME			1	100%	1
INDIAN RIDGE		1			1
MEMORIAL HOSPITAL - BELLEVILLE			1	100%	1
Wexner Heritage House			1	100%	1
STEWART MEDICAL GROUP INC			1	100%	1
ST ANTHONY'S PINELLAS CARE CLINIC			1	100%	1
HARDEE COUNTY FIRE RESCUE		1			1
Walgreens #5914		1			1
COASTAL ER IX, PHYSICIANS PREMIER			1	100%	1
THE LITTLE CLINIC, LLC			1	100%	1
CHI ST. LUKE'S HEALTH BCM MEDICAL CENTER			1	100%	1
BOCA GENERAL AND FAMILY MEDICINE		1			1
ANDREWS INSTITUTE AMBULATORY SURGERY CENTER		1			1
CARESPOT - LEE VISTA			1	100%	1
PORTAGE MEDICAL CENTER			1	100%	1
Kroger 670 - The Little Clinic Powell		1			1
White Oak Manor - Rock Hill		1			1
Kroger 683 - The Little Clinic Foothills Plaza		1			1
HEALTHCARE AND REHAB OF SANFORD			1	100%	1
KENT		1			1

COVID-19: testing by laboratory

Data through Mar 8, 2021 verified as of Mar 9, 2021 at 09:25 AM

Data in this report are provisional and subject to change.

The numbers in the table below represent the number of Florida and non-Florida residents for whom test results were received by the Department of Health. A person can be tested by more than one laboratory and can have both positive and negative results. **Therefore, the sum of the numbers in each column will be larger than the total number of people tested.**

Reporting lab	Inconclusive	Negative	Positive	Percent positive	Total
Parkview Care Center			1	100%	1
Garden View Care Center at Dougherty Ferry		1			1
PUBLIX PHARMACY # 1236			1	100%	1
ISLANDS ASSISTED LIVING FACILITY,THE			1	100%	1
MERRILL GARDENS AT CHAMPIONSGATE			1	100%	1
TITUS REGIONAL MEDICAL CENTER			1	100%	1
WINDSOR MANOR			1	100%	1
RURAL/METRO MIDSOUTH,		1			1
CVS NM7242POCT ALBUQUERQUE		1			1
DISCOVERY AT HOME, LLC			1	100%	1
CVS MA507POCT LEOMINSTER			1	100%	1
CALIFORNIA PUBLIC HEALTH LABORATORY			1	100%	1
DILELLA			1	100%	1
POETS WALK SARASOTA			1	100%	1
Kroger 367 - The Little Clinic Walton		1			1
MOUNT ST MARYS HOSPITAL OF NIAGARA FALLS			1	100%	1
SKYRIDGE CLINICAL ASSOCIATES		1			1
Alden Lincoln Park			1	100%	1
NORTH BREVARD CHILDRENS MEDICAL CENTER			1	100%	1
MEDICAL ASSOCIATES OF PINELLAS - LAB			1	100%	1
GREATER MIAMI DIALYSIS			1	100%	1
BIOMAT ORLANDO		1			1
ABBOTT LABORATORIES - OCCUPATIONAL HEALTH SERVICES			1	100%	1
WAKULLA URGENT CARE & DIAGNOSTIC			1	100%	1
LAKELAND MEDICAL CENTER			1	100%	1
PROGRESSIVE MEDICAL LAB LLC			1	100%	1
APPLECARE URGENT CARE KINGSLAND			1	100%	1
MAJESTIC OAKS			1	100%	1
BASCOM PALMER-MICRO LAB			1	100%	1
Life Care Center of Auburn		1			1
CYPRESS VILLAGE REHAB CENTER		1			1
WEST FLORIDA MEDICAL ASSOCIATES PA			1	100%	1
ALIMETRIX INC		1			1
SHANNON CLARK OD, PA			1	100%	1
ELATION HEALTH		1			1
CRYSTAL RIVER FIRE DEPARTMENT			1	100%	1
MEA PRIMARY CARE PLUS BYRAM			1	100%	1
WARREN GENERAL HOSPITAL			1	100%	1
MEDEXPRESS URGENT CARE - HACKETTSTOWN		1			1
HCA HOUSTON ER 24/7			1	100%	1
CAMBRIDGE HEALTH ALLIANCE			1	100%	1
ALL CARE URGENT CARE			1	100%	1
Walgreens #10988		1			1
FLORIDA MEDICAL CLINIC PA GI			1	100%	1
UT MD ANDERSON CANCER CENTER-TUMOR MARKER LAB			1	100%	1
GARDEN VIEW CARE CENTER		1			1

COVID-19: testing by laboratory

Data through Mar 8, 2021 verified as of Mar 9, 2021 at 09:25 AM

Data in this report are provisional and subject to change.

The numbers in the table below represent the number of Florida and non-Florida residents for whom test results were received by the Department of Health. A person can be tested by more than one laboratory and can have both positive and negative results. **Therefore, the sum of the numbers in each column will be larger than the total number of people tested.**

Reporting lab	Inconclusive	Negative	Positive	Percent positive	Total
CENTRAL JERSEY URGENT CARE OF GREEN BR		1			1
Lemont Nursing and Rehab Center			1	100%	1
EXPRESS WALK IN MEDICAL CENTER			1	100%	1
SUNCOAST RESEARCH GROUP LLC			1	100%	1
ACCESS MEDICAL GROUP OF TAMPA INC			1	100%	1
LIBERTY URGENT CARE			1	100%	1
SYCAMORE MEDICAL CENTER-KETTERING HEALTH NETWORK			1	100%	1
LabCorp L#09258295 M#09258285			1	100%	1
INTERNAL MEDICINE ASSOCIATES		1			1
TFH HOME HEALTH INC			1	100%	1
COVENANT HEALTH		1			1
BOCA CIEGA CENTER			1	100%	1
BLANCHARD VALLEY HOSPITAL LABORATORY			1	100%	1
Louis Stokes Cleveland VA - Midtown Dialysis Center		1			1
ARNOLD PALMER HOSPITAL LAB POCT		1			1
SIPERSTEIN DERMATOLOGY LLC			1	100%	1
PLEASANT RIDGE MANOR WEST		1			1
PREMIUM HOME HEALTH CARE INC			1	100%	1
KIDSVILLE PEDIATRICS III PA			1	100%	1
CARE ADVANTAGE			1	100%	1
CENTRAL FLORIDA HOSPITALIST			1	100%	1
VA ST LOUIS HEALTH CARE SYSTEM			1	100%	1
OHSU LABORATORY SERVICES		1			1
CVS NV5286POCT HENDERSON		1			1
FREEPORT ER DOX URGENT CARE		1			1
CONTINENTAL HOME HEALTH CARE INC			1	100%	1
MISSISSIPPI VALLEY REGIONAL BLOOD CENTER			1	100%	1
Wetumpka Health and Rehab, LLC		1			1
New York Harbor Harbor HCS - Brooklyn Campus		1			1
INHEALTH LIFE SCIENCES LLC			1	100%	1
MEMORIAL HOSPITAL MIRAMAR WAIVED TESTING			1	100%	1
GREYSTONE HOME HEALTH OF GREATER ORLANDO LLC		1			1
Kroger 531 - The Little Clinic Waterville		1			1
B2 URGENT CARE			1	100%	1
C V S / PHARMACY #4396		1			1
Bivins Pointe			1	100%	1
URGENTMED PLANTATION			1	100%	1
WELL-KEY URGENT CARE SEVIERVILLE			1	100%	1
ASCARATE DIALYSIS			1	100%	1
PLANT CITY FAMILY CARE		1			1
TRADITIONAL MEDICINE CENTER			1	100%	1
NEVADA DEPARTMENT OF HEALTH AND HUMAN SERVICES			1	100%	1
VIP FAMILY PRACTICE			1	100%	1
Wildwood Healthcare		1			1
TWIN			1	100%	1
SACRED HEART HEALTH SYSTEM- MIDWIFE PROGRAM			1	100%	1

COVID-19: testing by laboratory

Data through Mar 8, 2021 verified as of Mar 9, 2021 at 09:25 AM

Data in this report are provisional and subject to change.

The numbers in the table below represent the number of Florida and non-Florida residents for whom test results were received by the Department of Health. A person can be tested by more than one laboratory and can have both positive and negative results. **Therefore, the sum of the numbers in each column will be larger than the total number of people tested.**

Reporting lab	Inconclusive	Negative	Positive	Percent positive	Total
ORANGE PEDIATRICS PA			1	100%	1
KINGWOOD EMERGENCY CENTER			1	100%	1
Fairhope		1			1
TLC MEDICAL			1	100%	1
C V S / PHARMACY #833		1			1
MEDICAL ARTS LABORATORY			1	100%	1
ASCENSION ST VINCENT'S - WESTSIDE			1	100%	1
OCCUPATIONAL HEALTH CENTER		1			1
MINUTECLINIC DIAGNOSTIC OF VIRGINIA, LLC #1980		1			1
OHIOHEALTH URGENT CARE			1	100%	1
Shoreline Care Center			1	100%	1
Kroger 97 - The Little Clinic Hutchinson		1			1
FLORIDA FAMILY LABORATORY		1			1
NEVADA RURAL HOUSING AUTHORITY			1	100%	1
CENTRAL FLORIDA ADULT MEDICINE		1			1
SCRIPTS PLUS INC DBA THE MEDICINE SHOP		1			1
Home Health Care Clinic		1			1
ENCOMPASS HEALTH REHABILITATION HOSPITAL OF MIAMI			1	100%	1
El Paso Health Care Center			1	100%	1
BRIDGEWAY CENTER INC			1	100%	1
Metairie Healthcare Center			1	100%	1
DEVLAB, LLC			1	100%	1
CHI ST VINCENT LITTLE ROCK DIAGNOSTIC CLINIC			1	100%	1
AFFILIATED LABORATORIES INC			1	100%	1
CVS OH6164POCT DELAWARE		1			1
LIFESPAN HEALTH - SELMER		1			1
PUTNAM CO HOSPITAL-D/B/A ASBURY TOWERS		1			1
LIFE CARE CENTER OF GWINNETT		1			1
MERCY GENERAL HOSPITAL			1	100%	1
BAPTIST HEALTH EXPRESS CARE			1	100%	1
CAPSTONE REHABILITATION AND HEALTHCARE		1			1
UNIVERSITY OF MIAMI PRIMARY CARE SITE UMHC 3039			1	100%	1
Brio of Johnston		1			1
Terrace Glen Village		1			1
MANHATTAN COLLEGE HEALTH SERVICES		1			1
PEDIATRIC URGENT CARE CENTR OF FORT WORTH-LA GRAN			1	100%	1
BETHESDA HEALTH PHYSICIANS GROUP		1			1
SHRIVERS PHARMACY AND WELLNESS CENTER			1	100%	1
PALM SPRINGS GENERAL HOSPITAL			1	100%	1
NEW YORK CITY DEPARTMENT OF HEALTH			1	100%	1
SOUTHWEST FLORIDA DIVISION LAB			1	100%	1
LANTANA HC LAB			1	100%	1
Sanford Health & Rehabilitation			1	100%	1
CVS IN6536POCT KOKOMO		1			1
DIRECT PRIMARY CARE OF BURLESON			1	100%	1
BROOKDALE AVONDALE (BU 04360)			1	100%	1

COVID-19: testing by laboratory

Data through Mar 8, 2021 verified as of Mar 9, 2021 at 09:25 AM

Data in this report are provisional and subject to change.

The numbers in the table below represent the number of Florida and non-Florida residents for whom test results were received by the Department of Health. A person can be tested by more than one laboratory and can have both positive and negative results. **Therefore, the sum of the numbers in each column will be larger than the total number of people tested.**

Reporting lab	Inconclusive	Negative	Positive	Percent positive	Total
REEVES COUNTY HOSPITAL DISTRICT			1	100%	1
KIDS CARE PEDIATRICS PA			1	100%	1
WVU MEDICINE AT SUNCREST TOWNE CENTRE			1	100%	1
Pontotoc Health and Rehab		1			1
SUMMIT COUNTY PUBLIC HEALTH DEPARTMENT			1	100%	1
NULL			1	100%	1
Autumn Care of Suffolk		1			1
MARYLAND DEPARTMENT OF HEALTH AND MENTAL HYGIENE-LABORATORIES			1	100%	1
BRADENTON DIALYSIS			1	100%	1
Walgreens #11724		1			1
CVS IL2297144CV CHICAGO		1			1
CAROMONT HEALTH			1	100%	1
SHANDSCAIR FLIGHT PROGRAM			1	100%	1
Rockcastle Health and Rehab		1			1
CENTRAL FLORIDA MEDICAL CARE			1	100%	1
BEAUMONT HOSPITAL, GROSE POINTE			1	100%	1
MINUTECLINIC, LLC #07876			1	100%	1
FREDERICK MEMORIAL HOSPITAL			1	100%	1
ALLIED PHYSICIANS GROUP		1			1
HAWAII DEPARTMENT OF HEALTH LAB			1	100%	1
HENRY FORD WEST BLOOMFIELD HOSPITAL			1	100%	1
PALM COTTAGE OPERATOR LLC			1	100%	1
FLORIDA EPIDEMIOLOGY PROGRAM			1	100%	1
Newton Wellesley Center for Alzheimer's Care		1			1
USC VERDUGO HILLS HOSPITAL			1	100%	1
SHAMRA MEDICAL LABORATORY			1	100%	1
VA Greater LA HCS-Santa Maria OPC			1	100%	1
HENRICO DOCTOR'S LABORATORY			1	100%	1
CLUB HEALTH AND REHABILITATION CENTER, THE		1			1
MDS PHARMA SERVICES		1			1
JACKSONVILLE HEALTH & REHAB		1			1
HEALTH ALLIANCE			1	100%	1
MARTIN HEALTH PHYSICIAN GROUP			1	100%	1
FIU HEALTH CARE CENTER			1	100%	1
Lutheran Community at Telford		1			1
RABI SINHA, MD		1			1
KID FIXERS		1			1
SKY RIDGE MEDICAL CENTER - MICRO			1	100%	1
AUTUMN CARE OF STATESVILLE, LLC		1			1
HEALTH FIRST MEDICAL GROUP LLC			1	100%	1
Lenbrook		1			1
ARLINGTON ADULT RESIDENTIAL FACILITY, INC			1	100%	1
THE NEW JEWISH HOME		1			1
SUNCOAST BEHAVIORAL HEALTH CENTER			1	100%	1
SANFORD HOME		1			1
Kroger 753 - The Little Clinic Goss Avenue		1			1

COVID-19: testing by laboratory

Data through Mar 8, 2021 verified as of Mar 9, 2021 at 09:25 AM

Data in this report are provisional and subject to change.

The numbers in the table below represent the number of Florida and non-Florida residents for whom test results were received by the Department of Health. A person can be tested by more than one laboratory and can have both positive and negative results. **Therefore, the sum of the numbers in each column will be larger than the total number of people tested.**

Reporting lab	Inconclusive	Negative	Positive	Percent positive	Total
Smg/North Jersey Hematology & Oncology		1			1
CVS KS8601POCT OVERLAND PARK			1	100%	1
EMPLOYEE WELLNESS PA			1	100%	1
Walgreens #3049		1			1
MEMORIAL HERMANN SOUTHWEST HOSPITAL			1	100%	1
PEDIATRIC ASSOCIATES - DORAL			1	100%	1
PPD CLINICAL RESEARCH UNIT			1	100%	1
Hearthstone Nursing and Rehabilitation Center		1			1
Bay View Nursing and Rehabilitation Center			1	100%	1
KATHY L ANDERSON DO PA			1	100%	1
EASTSIDE URGENT CARE			1	100%	1
BLACKBAG DIGITAL HEALTH LLC		1			1
Manor Care Health Care Services - Williamsport North		1			1
CVS OH3329POCT LAKEWOOD		1			1
Englewood Health Care Center		1			1
PATHOLOGY		1			1
SOUTH FLORIDA URGENT CARE CENTERS, LLC			1	100%	1
Victory Health and Rehabilitation			1	100%	1
TARRANT MEDICAL ASSOCIATES			1	100%	1
IRA FIALKO DO			1	100%	1
Kroger 368 - The Little Clinic Frankfort West		1			1
HIDALGO FAMILY CLINIC			1	100%	1
HUMC		1			1
DEL PRADO MEDICAL CENTER, INC		1			1
CVS TX7675POCT RED OAK			1	100%	1
Kroger 433 - The Little Clinic Atoka		1			1
Peninsula Nursing and Rehabilitation Center		1			1
The Center at Centennial			1	100%	1
Heritage Health of Peru			1	100%	1
Kroger 705 - The Little Clinic Richmond		1			1
ADVANCED INDIVIDUALIZED MEDICINE OF NAPLES			1	100%	1
UHEALTH CORAL SPRINGS			1	100%	1
AURORA CONSOLIDATED LABORATORY			1	100%	1
OCEANVIEW NURSING AND REHABILITAION CENTER			1	100%	1
A.G. Rhodes		1			1
MEDEXPRESS-DOVER		1			1
MEMORIAL HERMANN MEDICAL GROUP-ATASCOCITA PEDS			1	100%	1
WINTER GARDEN CHILDREN'S HEALTH CENTERS			1	100%	1
NORTHERN KENTUCKY HEALTH DEPARTMENT			1	100%	1
Arbors at Marietta		1			1
WYOMING COUNTY DEPARTMENT OF HEALTH		1			1
EMERSON HOSPITAL LABORATORY			1	100%	1
Kingston Care Center of Fort Wayne		1			1
CVS AZ7075POCT CHANDLER		1			1
BSA PHYSICIANS GROUP, INC D/B/A BSA FAMILY MEDICAL			1	100%	1
VILLAGES HEALTH SYSTEM, LLC, THE			1	100%	1

COVID-19: testing by laboratory

Data through Mar 8, 2021 verified as of Mar 9, 2021 at 09:25 AM

Data in this report are provisional and subject to change.

The numbers in the table below represent the number of Florida and non-Florida residents for whom test results were received by the Department of Health. A person can be tested by more than one laboratory and can have both positive and negative results. **Therefore, the sum of the numbers in each column will be larger than the total number of people tested.**

Reporting lab	Inconclusive	Negative	Positive	Percent positive	Total
ROSE HAVEN NURSING CENTER		1			1
SOUTHEAST MISSOURI HOSPITAL		1			1
Livingston County Center for Nursing and Rehabilitation		1			1
HEALTHALLIANCE HOSPITAL LABORATORY		1			1
CVS OK6225POCT EDMOND		1			1
Kroger 970 - The Little Clinic Westfield			1	100%	1
Hillside Manor Rehabilitation and Extended Care Center		1			1
ALLEGANY COUNTY DEPARTMENT OF HEALTH		1			1
TREASURE COAST COMMUNITY HEALTH INC			1	100%	1
CVS OH3306POCT AKRON		1			1
The Evangelical Lutheran Good Samaritan Society Prescott Village		1			1
CARENOW-MONTGOMERY			1	100%	1
SPINE & PAIN CONSULTANT PLLC		1			1
NORTHSIDE FAMILY MEDICINE		1			1
CVS TX1057POCT SAN ANTONIO		1			1
SMITH			1	100%	1
WESLEY MEDICAL CENTER			1	100%	1
KROGER 915 - THE LITTLE CLINIC ANDERSON			1	100%	1
AMERICAN LAB LLC		1			1
LCMC LAB SUBSECTION		1			1
FAMILY MEDICAL CLINIC KENDALL LLC			1	100%	1
SANTA CLARA VALLEY MEDICAL CENTER			1	100%	1
IVAN, MAYA			1	100%	1
HOLSTON MEDICAL GROUP		1			1
RAYMOND F CARON MD			1	100%	1
CVS TX7431POCT ROWLETT		1			1
Fairhaven Retirement Community		1			1
MEDICAL ASSOCIATES OF THE SHOALS		1			1
GOOD PEDIATRICS			1	100%	1
PALMETTO LANDING			1	100%	1
NORTH FL SOUTH GA HCS-LAKE CITY			1	100%	1
AMERICAN FAMILY CARE URGENT CARE		1			1
PALMETTO PRIMARY CARE PHYSICIANS			1	100%	1
TAYLOR COUNTY HEALTH DEPARTMENT			1	100%	1
COURTLAND TERRACE		1			1
THE EMORY CLINIC			1	100%	1
Walgreens #12153		1			1
GATEWAY HEALTHCARE, PC			1	100%	1
CATHEDRAL GERONTOLOGY CENTER DBA CATHEDRAL CARES			1	100%	1
CVS NV5942POCT LAS VEGAS		1			1
WINCHESTER URGENT CARE, PC		1			1
FAMILY PHYSICIANS OF WINTER PARK, INC			1	100%	1
HAYS CLINICAL LAB			1	100%	1
Kroger 006 - The Little Clinic Uintah Gardens		1			1
WillowBrooke Court at Westminster Village		1			1
DIAGNOSTIC GROUP INTEGRATED HEALTHCARE			1	100%	1

COVID-19: testing by laboratory

Data through Mar 8, 2021 verified as of Mar 9, 2021 at 09:25 AM

Data in this report are provisional and subject to change.

The numbers in the table below represent the number of Florida and non-Florida residents for whom test results were received by the Department of Health. A person can be tested by more than one laboratory and can have both positive and negative results. **Therefore, the sum of the numbers in each column will be larger than the total number of people tested.**

Reporting lab	Inconclusive	Negative	Positive	Percent positive	Total
TRIHEALTH			1	100%	1
ACCESS FAMILY CARE LLC			1	100%	1
ST JOHNS PEDIATRICS PA		1			1
WEST PALM BEACH PHARMACEUTICALS LLC			1	100%	1
HEALTHPLUS			1	100%	1
MARTIN ARMY COMMUNITY HOSPITAL			1	100%	1
ATMORE COMMUNITY HOSPITAL			1	100%	1
THEDACARE FAMILY MEDICINE GATEWAY			1	100%	1
DEVANSH LAB WERKS		1			1
PRISMA HEALTH TUOMEY LABORATORY			1	100%	1
COLER REHABILITATION AND NURSING CARE		1			1
LIFEGUARD AMBULANCE SERVICE LLC - BAY COUNTY			1	100%	1
OAKWOOD HOSPITAL - SOUTHSHORE			1	100%	1
AFTER HOURS CLINIC			1	100%	1
BORINQUEN HEALTH CENTER			1	100%	1
FLORIDA DIGESTIVE AND LIVER SPECIALISTS			1	100%	1
BETHESDA ON TURKEY CREEK			1	100%	1
Kroger 717 - The Little Clinic Dolphin Drive			1	100%	1
UMASS MEMORIAL MEDICAL CENTER, INC		1			1
PANCARE HEALTH - CARR ELEM & MIDDLE SCHOOL			1	100%	1
SUNSHINE PEDIATRICS OF LUTz			1	100%	1
CVS MA2600POCT WEYMOUTH			1	100%	1
WVU MEDICINE - WESTON			1	100%	1
USF PHYSICIANS GROUP			1	100%	1
GILBERT MEDICAL GROUP			1	100%	1
Valley View Health and Rehabilitation, LLC		1			1
KAISER SUNNYSIDE MEDICAL CTR LAB		1			1
Glen Oaks Health and REhabilitation		1			1
HEALTHCARE FOR THE HOMELESS			1	100%	1
Oakland Nursing and Rehabilitation Center		1			1
TOMAH VAMC			1	100%	1
UHS BINGHAMTON GENERAL			1	100%	1
KROGER 785 - THE LITTLE CLINIC DIXIE HWY		1			1
Robinson Terrace Rehabilitation and Nursing Center		1			1
MOSOLF PEDIATRICS PA			1	100%	1
The Carrington		1			1
CVS CA9823POCT SACRAMENTO		1			1
Monument Health Strugis Care Center		1			1
CAN COMMUNITY HEALTH LLC		1			1
CLERMONT HEALTH DEPARTMENT			1	100%	1
FLORIDA ADVANCED MEDICAL AND DERM AESTHETICS LLC			1	100%	1
OHIO VALLEY MANOR NURSING &		1			1
BNJ		1			1
CVS IN6555POCT BROWNSBURG		1			1
OMNI HEALTHCARE URGENT CARE			1	100%	1
CONSULATE HEALTH CARE OF VERO BEACH			1	100%	1

COVID-19: testing by laboratory

Data through Mar 8, 2021 verified as of Mar 9, 2021 at 09:25 AM

Data in this report are provisional and subject to change.

The numbers in the table below represent the number of Florida and non-Florida residents for whom test results were received by the Department of Health. A person can be tested by more than one laboratory and can have both positive and negative results. **Therefore, the sum of the numbers in each column will be larger than the total number of people tested.**

Reporting lab	Inconclusive	Negative	Positive	Percent positive	Total
TITUSVILLE REHABILITATION AND NURSING CENTER		1			1
CSL PLASMA LAB			1	100%	1
LAMARQUE DIALYSIS			1	100%	1
MEDICAL CITY NORTH HILLS			1	100%	1
MEDTOWN PHARMACY			1	100%	1
St. Anne Home		1			1
Ideal Senior Living Center		1			1
BROCK HUGHES MEDICAL CENTER			1	100%	1
Broomall Manor		1			1
MEDIPLUS CLINIC, INC			1	100%	1
Fairview			1	100%	1
MEDEXPRESS URGENT CARE - DERBY N ROCK		1			1
LAKE REGIONAL HEALTH			1	100%	1
DERMDX, DIV OF AURORA DIAGNOSTICS/BERNHARDT LAB		1			1
UT HEALTH RGV CLINICAL LABORATORY			1	100%	1
PAUL C SCHWARTZ & MELVIN L WEIDMAN		1			1
IMA MEDICAL CENTER OF OVIEDO			1	100%	1
PRIMARY AND URGENT CARE			1	100%	1
LAB PLUS, LLC AT ASCENSION SAINT THOMA		1			1
Kroger 395 - The Little Clinic Blanchester		1			1
Tremont Health & Rehabilitation Center		1			1
MEDPOST - NORTH DALLAS			1	100%	1
KNAPP MEDICAL GROUP			1	100%	1
MODERN URGENT CARE			1	100%	1
MEDEXPRESS URGENT CARE - WESTFIELD, E MAIN ST			1	100%	1
Chateau Living Center			1	100%	1
NAVARRO MEDICAL CENTERS LLC			1	100%	1
NORTH SHORE HEMATOLOGY-ONCOLOGY ASSOCIATES PC		1			1
Rehab Select of Talladega		1			1
Waddell Nursing & Rehab Center		1			1
ISLAND NURSING HOME			1	100%	1
NORTH PALM CHIDRENS PHYSICIANS			1	100%	1
MORSELIFE HOME CARE INC			1	100%	1
Crowne Health Care of Greenville		1			1
NORTH FLORIDA CHILD DEVELOPMENT, INC			1	100%	1
HHCS PHARMACY INC			1	100%	1
SPECTRUM LABORATORY			1	100%	1
DIVERSICARE OF BIG SPRINGS		1			1
BRUNSWICK HEALTH AND REHABILITATION CE		1			1
ADVENT HEALTH - OWASA			1	100%	1
THE TOLEDO HOSPITAL			1	100%	1
LAB PLUS, LLC			1	100%	1
ASSISTED LIVING AT TREZEVANT		1			1
WEST BOYNTON DIALYSIS			1	100%	1
UPSON REGIONAL MEDICAL CENTER			1	100%	1
Belvoir Woods Health Care Center at The Fairfax		1			1

COVID-19: testing by laboratory

Data through Mar 8, 2021 verified as of Mar 9, 2021 at 09:25 AM

Data in this report are provisional and subject to change.

The numbers in the table below represent the number of Florida and non-Florida residents for whom test results were received by the Department of Health. A person can be tested by more than one laboratory and can have both positive and negative results. **Therefore, the sum of the numbers in each column will be larger than the total number of people tested.**

Reporting lab	Inconclusive	Negative	Positive	Percent positive	Total
TERRELL URGENT CARE			1	100%	1
YOUR HEALTH PEDIATRICS			1	100%	1
Jacaranda Manor			1	100%	1
UW MEDICINE CHU LAB			1	100%	1
Princeton Place			1	100%	1
SPEARE MEMORIAL HOSPITAL			1	100%	1
MOSAIC MEDICAL CENTER MARYVILLE			1	100%	1
Greencroft Goshen		1			1
HARDEN DIALYSIS		1			1
BETHESDA DIALYSIS			1	100%	1
BELLMORE PEDIATRICS		1			1
Kroger 805 - The Little Clinic Lewis Center		1			1
HOUSTON DEPARTMENT OF HEALTH AND HUMAN SERVICES			1	100%	1
AUGUSTA HEALTH CLINICAL LABORATORY			1	100%	1
EASTGENE LABORATORIES		1			1
TRAFALGAR DIALYSIS			1	100%	1
LOUIS A JOHNSON VAMC		1			1
Avera Sr. James Care Center		1			1
NORTH FLORIDA FAMILY MEDICINE			1	100%	1
SOUTHERN FAMILY HEALTH			1	100%	1
INNOVATIVE CARE II LLC			1	100%	1
KISSIMMEE HOME TRAINING		1			1
WEST COAST CLINICAL LABS INC			1	100%	1
Kroger 523 - The Little Clinic Dickson			1	100%	1
CARESPOT - OCOEE			1	100%	1
PROMUS DIAGNOSTICS, LLC			1	100%	1
Brookcrest Nursing Home		1			1
Community Care Center of Heritage House, LLC			1	100%	1
CVS AZ10529POCT SCOTTSDALE		1			1
INFECTION CONTROL DEPT			1	100%	1
RED BUG LAKE ROAD OVIEDO COVID			1	100%	1
VERITAS GENETICS, INC.			1	100%	1
Kroger 83 - The Little Clinic Rock Road		1			1
REGIONAL MED CTR BAYONET POINT			1	100%	1
LAS PALMAS MEDICAL CENTER			1	100%	1
UPMC NORTHWEST HOSPITAL			1	100%	1
ST JOHNS EPISCOPAL HOSPITAL SOUTH SHORE		1			1
LYSTER MAIN LAB, FT RUCKER		1			1
GEORGETOWN URGENT CARE			1	100%	1
ASHLEY CLINICAL DIAGNOSTIC LABORATORY			1	100%	1
DIGNITY HEALTH GOHEALTH		1			1
BEST CARE COMMUNITY AND FAMILY HEALTH CENTER INC			1	100%	1
VIRGINIA UROLOGY		1			1
SHP WESTCHESTER LLC		1			1
SPECIALTY DRUG TESTING			1	100%	1
MID-FLORIDA CANCER CENTERS		1			1

COVID-19: testing by laboratory

Data through Mar 8, 2021 verified as of Mar 9, 2021 at 09:25 AM

Data in this report are provisional and subject to change.

The numbers in the table below represent the number of Florida and non-Florida residents for whom test results were received by the Department of Health. A person can be tested by more than one laboratory and can have both positive and negative results. **Therefore, the sum of the numbers in each column will be larger than the total number of people tested.**

Reporting lab	Inconclusive	Negative	Positive	Percent positive	Total
ULTIMATE ANALYSIS LABORATORY			1	100%	1
ADVENTHEALTH DURAND			1	100%	1
MEDEX CLINIC LLC			1	100%	1
ANDERSON REGIONAL MEDICAL CENTER			1	100%	1
ADVENTHEALTH MEDICAL GROUP SENIOR HEALTH AT			1	100%	1
Ravenwood Speciality Care		1			1
SUMMERFIELD PAIN MANAGEMENT			1	100%	1
BETHESDA HOSPITAL			1	100%	1
GRAND VIEW HOSPITAL			1	100%	1
SUPREME MEDICAL GROUP PLLC			1	100%	1
CONCENTRA - TAMPA EAST		1			1
Alden North Shore			1	100%	1
ST MICHAEL'S ELITE MEDICAL HOSPITAL			1	100%	1
MEDEXPRESS URGENT CARE - RUSSELLVILLE, W MAIN ST		1			1
WELLOW URGENT CARE-OSWEGO			1	100%	1
MCH PHYSICIANS GROUP			1	100%	1
MEDEXPRESS URGENT CARE - CONWAY		1			1
FLORIDA STATE UNIVERSITY HEALTH SERVICES			1	100%	1
PHYSICIANS ASSOCIATES PA			1	100%	1
BAYCARE OUTREACH LAB AT NEW TAMPA			1	100%	1
The Pines at Poughkeepsie Center for Nursing and Rehabilitation		1			1
CARESOUTH HHA HOLDINGS OF THE TREASURE COAST LLC			1	100%	1
CORNERSTONE DRUG AND GIFT INC		1			1
Valley Center (WV)			1	100%	1
MEMORIAL HOSPITAL OF TAMPA			1	100%	1
JACK M MATHENY II MD			1	100%	1
HAPPY KIDZ PEDIATRICS PL			1	100%	1
TENNOVA HEALTHCARE - CLEVELAND			1	100%	1
CHI MEMORIAL HOSPITAL CHATTANOOGA			1	100%	1
LP ELIZABETHTON		1			1
SAINT LEO UNIVERSITY INCORPORATED			1	100%	1
HILLSBORO MEDICAL CENTER MAIN LABORATO		1			1
RIDGEFIELD PEDIATRIC ASSOCIATES		1			1
LADY OF THE SEA HOSPITAL LAB			1	100%	1
URGENT CARE OF KANSAS CITY			1	100%	1
MIDWEST COVENANT HOME, INC		1			1
DEACONESS URGENT CARE CENTER			1	100%	1
BAYLOR SCOTT AND WHITE MEDICAL CENTER -CENTENTENNIAL			1	100%	1
CVS MA915POCT BEVERLY			1	100%	1
VISTA DEL SOL MED ASSOC		1			1
Granville Center		1			1
RESOURCE PATH LLC			1	100%	1
UNIVERISTY HOSPITAL			1	100%	1
JACKSBORO URGENT CARE			1	100%	1
BAXTER REGIONAL MEDICAL CENTER			1	100%	1
PREMIER FAMILY AND SPORTS MEDICINE LLC			1	100%	1

COVID-19: testing by laboratory

Data through Mar 8, 2021 verified as of Mar 9, 2021 at 09:25 AM

Data in this report are provisional and subject to change.

The numbers in the table below represent the number of Florida and non-Florida residents for whom test results were received by the Department of Health. A person can be tested by more than one laboratory and can have both positive and negative results. **Therefore, the sum of the numbers in each column will be larger than the total number of people tested.**

Reporting lab	Inconclusive	Negative	Positive	Percent positive	Total
PROGENESIS INC			1	100%	1
PRIMARY CARE & PEDIATRICS - SHEPHERSTOWN		1			1
NFRC CLINICAL LAB			1	100%	1
NHC DICKSON		1			1
SUNCOAST FAMILY MEDICAL ASSOCIATES			1	100%	1
WATERBURY HOSPITAL REFERENCE LAB			1	100%	1
MEMORIAL HERMANN KATY HOSPITAL			1	100%	1
BEAUMONT REFERENCE LABORATORY			1	100%	1
OPTIMAL MEDICINE INC		1			1
Port Orange Nursing And Rehab Center			1	100%	1
SPARTANBURG REGIONAL MEDICAL CENTER			1	100%	1
Manassas Health & Rehab			1	100%	1
COMMUNITY MEDICAL CARE			1	100%	1
TANNER CLINIC			1	100%	1
Baypoint Healthcare Center			1	100%	1
DAVITA DIALYSIS-NORTH			1	100%	1
PEACHEALTH LABORATORIES		1			1
ENCOMPASS HEALTH HOME HEALTH		1			1
VA COMMUNITY BASED CLINIC - LAKE CITY			1	100%	1
Kroger 500 - The Little Clinic Speedway		1			1
URGENT CARE CENTER OF PORT ORANGE LLC			1	100%	1
IVY CREEK HEALTHCARE & WELLNESS CENTRE			1	100%	1
DR PHILLIPS CENTER FOR WELLNESS		1			1
LOWER KEYS COMMUNITY HEALTH CENTER			1	100%	1
Ash Flat Healthcare and Rehabilitation Center			1	100%	1
MARTIN MEM FAMILY CARE AT ST LUCIE W			1	100%	1
MEDRITE MEDICAL CARE PC		1			1
HELIX BIOMEDICS LLC			1	100%	1
YOUR HEALTH PEDIATRICS INC			1	100%	1
BAYFRONT HEAL WOUND CARE AND HYPERBARIC CENTER			1	100%	1
15 TO KNOW			1	100%	1
Aspire Physical Recovery Center at Cahaba River		1			1
Maplewood of Cheshire County		1			1
MT CARMEL NURSING HOME		1			1
MOUNT SINAI COMPREHENSIVE CANCER CENTER			1	100%	1
ROYAL PALM PEDIATRICS			1	100%	1
Country View of Sunbury			1	100%	1
NSPIRE HEALTHCARE PLANTATION			1	100%	1
SMITH KLINE			1	100%	1
MERCY - NORTH IOWA			1	100%	1
ADVANCED RESEARCH AND DIAGNOSTIC LABORATORY UNIVERSITY OF MINNESOTA			1	100%	1
ANY LAB TEST NOW JACKSONVILLE		1			1
CLEMENT MANOR HEALTH CENTER		1			1
HARMONY HEALTHCARE ORLANDO INC		1			1
BEVERLY ADVANCED PRACTICE NURSING		1			1
CERMAK HEALTH SERVICES			1	100%	1

COVID-19: testing by laboratory

Data through Mar 8, 2021 verified as of Mar 9, 2021 at 09:25 AM

Data in this report are provisional and subject to change.

The numbers in the table below represent the number of Florida and non-Florida residents for whom test results were received by the Department of Health. A person can be tested by more than one laboratory and can have both positive and negative results. **Therefore, the sum of the numbers in each column will be larger than the total number of people tested.**

Reporting lab	Inconclusive	Negative	Positive	Percent positive	Total
JUPITER MEDICAL CENTER INC			1	100%	1
COSTCO PHARMACY #1023			1	100%	1
FIRST CARE WALK IN CLINIC LLC			1	100%	1
LIFELINK TRANSPLANT INSTITUTE LAB			1	100%	1
JOHNSON & JOHNSON VISION CARE-VISTAKON			1	100%	1
EXCEPTIONAL EMERGENCY CENTER			1	100%	1
Garden Villa Bedford		1			1
CHOTA COMMUNITY HEALTH SERVICES		1			1
PALM BEACH DIGESTIVE ASSOCIATES			1	100%	1
SOMA MEDICAL CENTER PA #3 PALOMINO			1	100%	1
STEPHENS COUNTY HOSPITAL			1	100%	1
CROZER-CHESTER MEDICAL CENTER			1	100%	1
STANLY REGIONAL MEDICAL CENTER			1	100%	1
FLORIDA CLINICAL RESEARCH CENTER, LLC			1	100%	1
NCH HEALTHCARE CREEKSIDE ENDOSCOPY			1	100%	1
LAKE MARY OPTUM FLORIDA			1	100%	1
PHYSICIANS PRIMARY CARE LEHIGH PEDS			1	100%	1
CVS PA10825POCT PLYMOUTH MEETING		1			1
MEDEXPRESS URGENT CARE - HADLEY		1			1
FLORIDA HEALTH CARE MEDICAL GROUP		1			1
ORLANDO PHYSICIAN NETWORK		1			1
THE CENTER FOR DISCOVERY		1			1
Kroger 518 - The Little Clinic Hermitage		1			1
Mary Anna Nursing Home		1			1
FOUNDATION LABORATORY			1	100%	1
PRIMEX CLINICAL LABORATORIES INC			1	100%	1
CLEVELAND CLINIC OHIO LABORATORIES			1	100%	1
Erie VAMC		1			1
WALGREENS #15291		1			1
ST MARY'S OF SAGINAW		1			1
ONPOINT URGENT CARE			1	100%	1
ATRIA TAMARAC			1	100%	1
BERKSHIRE MEDICAL CENTER			1	100%	1
Total	93,208	16,972,692	2,513,288	13%	19,579,188