

# COVID-19: summary of cases and monitoring

Data through Mar 11, 2021 verified as of Mar 12, 2021 at 09:25 AM

Data in this report are provisional and subject to change.

## Cases: people with positive PCR or antigen test result

<b>Total cases</b>	<b>1,967,865</b>
Florida residents	1,931,613
Non-Florida residents	36,252
<b>Type of testing</b>	
Florida residents	1,931,613
Positive by BPHL/CDC	71,192
Positive by commercial/hospital lab	1,860,421
PCR positive	1,563,846
Antigen positive	367,767
Non-Florida residents	36,252
Positive by BPHL/CDC	889
Positive by commercial/hospital lab	35,363
PCR positive	24,948
Antigen positive	11,304
<b>Characteristics</b>	
Florida residents hospitalized	82,006
Florida resident deaths	32,145
Non-Florida resident deaths	599

Hospitalized counts include anyone who was hospitalized at some point during their illness. It does not reflect the number of people currently hospitalized.

More information on deaths identified through death certificate data is available on the National Center for Health Statistics website at [www.cdc.gov/nchs/nvss/vsrr/COVID19/index.htm](http://www.cdc.gov/nchs/nvss/vsrr/COVID19/index.htm).

## Cases: people with positive PCR or antigen test result

<b>Risk factors for Florida residents</b>	
Traveled	15,303
Contact with a known case	753,176
Traveled and contact with a known case	20,864
Neither	1,142,270
No travel and no contact	226,536
Travel is unknown	660,619
Contact is unknown	425,950
Contact is pending	425,387

Travel can be unknown and contact can be unknown or pending for the same case, these numbers will sum to more than the "neither" total.

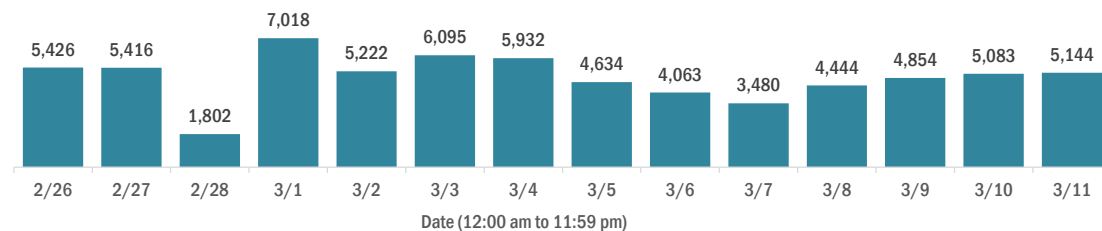
# COVID-19: summary of laboratory testing

Data through Mar 11, 2021 verified as of Mar 12, 2021 at 09:25 AM

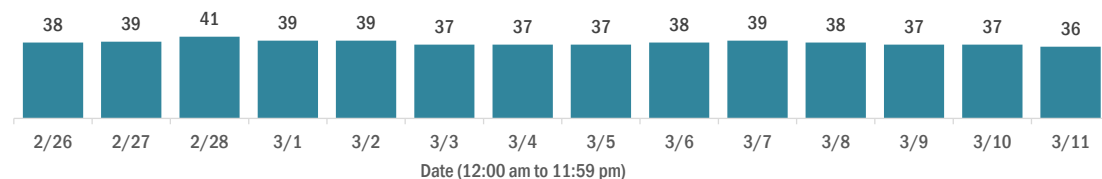
Data in this report are provisional and subject to change.

## Cases in Florida residents per day for the past 2 weeks

### Number of cases per day



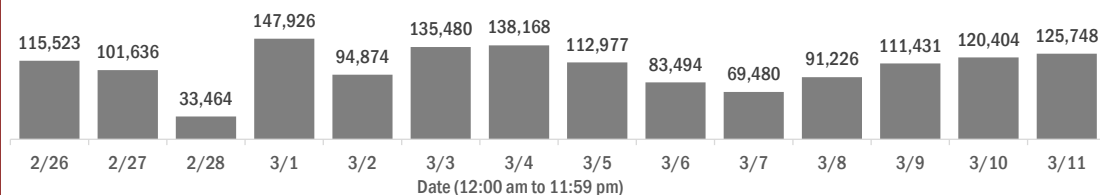
### Median age of cases by day



## Laboratory testing for Florida residents over the past 2 weeks

### Number of Florida residents tested per day

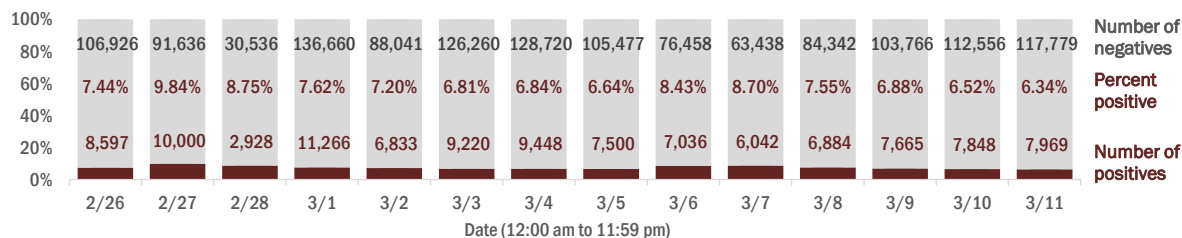
These counts include the number of people for whom the Department received PCR or antigen laboratory results by day. People tested on multiple days will be included for each day a new result was received. A person is only counted once for each day they are tested, regardless of whether multiple specimens are tested or multiple results are received.



### Number and percent of Florida residents with positive test results

The percent of positive results ranged from 6.34% to 9.84% over the past 2 weeks and was 6.34% yesterday.

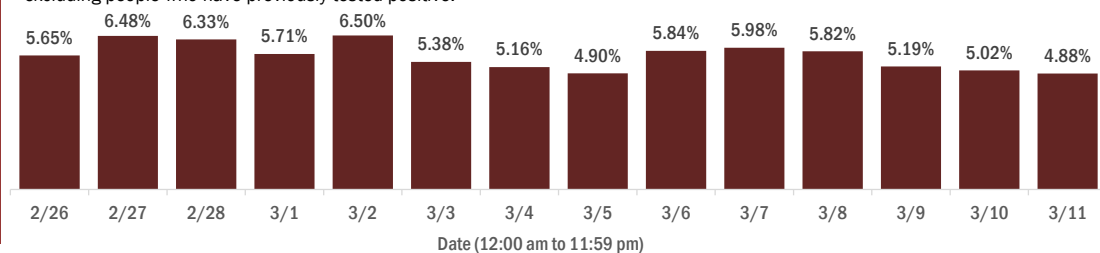
These counts include the number of people for whom the Department received PCR or antigen laboratory results by day. People tested on multiple days will be included for each day a new result was received. A person is only counted once for each day they are tested, regardless of whether multiple specimens are tested or multiple results are received. If a person has a positive specimen and a negative specimen in the same day, only the positive result is counted.



### Percent positivity for new cases in Florida residents

The percent of positive results ranged from 4.88% to 6.50% over the past 2 weeks and was 4.88% yesterday.

This percent is the number of people who test PCR- or antigen-positive for the first time divided by all the people tested that day, excluding people who have previously tested positive.



# COVID-19: characteristics of 1,931,613 Florida resident cases

Data through Mar 11, 2021 verified as of Mar 12, 2021 at 09:25 AM

Data in this report are provisional and subject to change.

Age group	Cases		Hospitalizations		Deaths	
0-4 years	38,625	2%	539	1%	1	0%
5-14 years	120,451	6%	526	1%	5	0%
15-24 years	297,044	15%	2,023	2%	39	0%
25-34 years	335,403	17%	3,986	5%	170	1%
35-44 years	298,930	15%	5,979	7%	487	2%
45-54 years	294,232	15%	9,244	11%	1,219	4%
55-64 years	254,901	13%	13,876	17%	3,427	11%
65-74 years	160,142	8%	17,125	21%	6,801	21%
75-84 years	88,759	5%	17,138	21%	9,802	30%
85+ years	41,854	2%	11,562	14%	10,194	32%
Unknown	1,272	0%	8	0%	0	0%
<b>Total</b>	<b>1,931,613</b>		<b>82,006</b>		<b>32,145</b>	

Gender	Cases	
Female	1,009,872	52%
Male	907,728	47%
Unknown	14,013	1%
<b>Total</b>	<b>1,931,613</b>	

Ethnicity	Cases		Hospitalizations		Deaths	
Hispanic	616,464	32%	20,847	25%	7,457	23%
Non-Hispanic	930,671	48%	57,182	70%	22,519	70%
Unknown	384,478	20%	3,977	5%	2,169	7%
<b>Total</b>	<b>1,931,613</b>		<b>82,006</b>		<b>32,145</b>	

Race and ethnicity	Cases		Hospitalizations		Deaths	
White	1,085,827	56%	53,530	65%	23,525	73%
Hispanic	411,834	21%	14,869	18%	5,962	19%
Non-Hispanic	593,062	31%	37,012	45%	16,477	51%
Unknown	80,931	4%	1,649	2%	1,086	3%
Black	255,384	13%	17,061	21%	5,098	16%
Hispanic	14,871	1%	715	1%	212	1%
Non-Hispanic	219,461	11%	15,994	20%	4,707	15%
Unknown	21,052	1%	352	0%	179	1%
Other race	290,188	15%	9,112	11%	2,559	8%
Hispanic	146,296	8%	4,780	6%	1,115	3%
Non-Hispanic	99,070	5%	3,907	5%	1,221	4%
Unknown	44,822	2%	425	1%	223	1%
Unknown race	300,214	16%	2,303	3%	963	3%
Hispanic	43,463	2%	483	1%	168	1%
Non-Hispanic	19,078	1%	269	0%	114	0%
Unknown	237,673	12%	1,551	2%	681	2%
<b>Total</b>	<b>1,931,613</b>		<b>82,006</b>		<b>32,145</b>	

**Hospitalization** counts include anyone who was hospitalized at some point during their illness. It does not reflect the number of people currently hospitalized. **Other race** includes any person with a race of American Indian/Alaskan native, Asian, native Hawaiian/Pacific Islander, or other.

# COVID-19: deaths in Florida residents and staff of long-term care facilities

Data through Mar 11, 2021 verified as of Mar 12, 2021 at 09:25 AM

Data in this report are provisional and subject to change.

For current cases in residents or staff of long-term care facilities, please visit: <https://floridahealthcovid19.gov/>

County	Deaths		County	Deaths		County	Deaths	
Palm Beach	1038	<div></div> 10%	Okaloosa	160	<div></div> 1%	Gilchrist	19	<div></div> 0%
Dade	994	<div></div> 9%	Hernando	157	<div></div> 1%	Calhoun	17	<div></div> 0%
Pinellas	869	<div></div> 8%	Osceola	137	<div></div> 1%	Flagler	17	<div></div> 0%
Broward	646	<div></div> 6%	Charlotte	132	<div></div> 1%	Gulf	17	<div></div> 0%
Hillsborough	552	<div></div> 5%	Clay	121	<div></div> 1%	Wakulla	16	<div></div> 0%
Polk	413	<div></div> 4%	Indian River	116	<div></div> 1%	Bradford	14	<div></div> 0%
Duval	408	<div></div> 4%	Leon	92	<div></div> 1%	Gadsden	14	<div></div> 0%
Brevard	388	<div></div> 4%	Bay	88	<div></div> 1%	Washington	13	<div></div> 0%
Sarasota	386	<div></div> 4%	Jackson	87	<div></div> 1%	Baker	12	<div></div> 0%
Orange	378	<div></div> 3%	St. Johns	85	<div></div> 1%	Holmes	10	<div></div> 0%
Lee	335	<div></div> 3%	Highlands	83	<div></div> 1%	Jefferson	10	<div></div> 0%
Marion	312	<div></div> 3%	Santa Rosa	80	<div></div> 1%	Franklin	9	<div></div> 0%
Volusia	283	<div></div> 3%	Alachua	73	<div></div> 1%	Lafayette	8	<div></div> 0%
Escambia	272	<div></div> 3%	Suwannee	59	<div></div> 1%	Levy	7	<div></div> 0%
St. Lucie	234	<div></div> 2%	Columbia	52	<div></div> 0%	Desoto	6	<div></div> 0%
Lake	224	<div></div> 2%	Sumter	45	<div></div> 0%	Dixie	4	<div></div> 0%
Seminole	223	<div></div> 2%	Putnam	39	<div></div> 0%	Monroe	4	<div></div> 0%
Pasco	218	<div></div> 2%	Nassau	35	<div></div> 0%	Taylor	3	<div></div> 0%
Manatee	191	<div></div> 2%	Hendry	29	<div></div> 0%	Hardee	2	<div></div> 0%
Collier	189	<div></div> 2%	Walton	28	<div></div> 0%	Hamilton	1	<div></div> 0%
Citrus	176	<div></div> 2%	Okeechobee	24	<div></div> 0%	Liberty	1	<div></div> 0%
Martin	164	<div></div> 2%	Madison	20	<div></div> 0%	Total	10,839	

**Note:** cases are summarized by the county of usual residence. Residents and staff may be cases associated with facilities that are not in their county of usual residence, resulting in cases being included below for counties that do not have facilities with known cases.

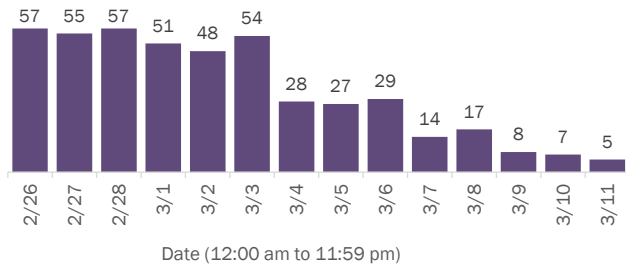
# COVID-19: cases in Florida residents who have died

Data through Mar 11, 2021 verified as of Mar 12, 2021 at 09:25 AM

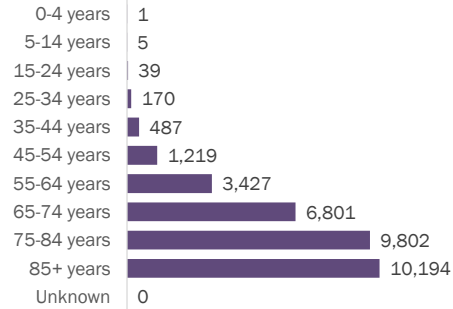
Data in this report are provisional and subject to change.

Demographics for all identified COVID-19 deaths: 32,145

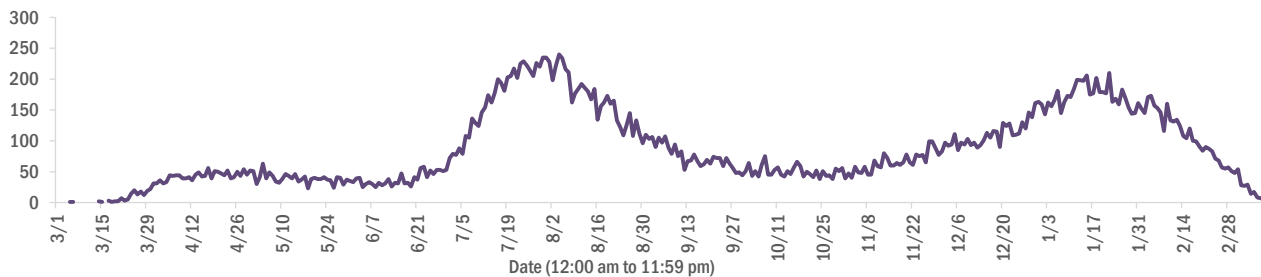
## Deaths by date of death for the past 2 weeks



## Deaths by age group



## Deaths by date of death since March 2020



Age group	Deaths	Cases	Case fatality rate	Mortality rate per 100,000 population
0-4 years	1	38,625	0.0%	0.1
5-14 years	5	120,451	0.0%	0.2
15-24 years	39	297,044	0.0%	1.6
25-34 years	170	335,403	0.1%	6.0
35-44 years	487	298,930	0.2%	18.7
45-54 years	1,219	294,232	0.4%	43.7
55-64 years	3,427	254,901	1.3%	118.5
65-74 years	6,801	160,142	4.2%	280.3
75-84 years	9,802	88,759	11.0%	698.0
85+ years	10,194	41,854	24.4%	1765.1
Unknown	0	1,272	0.0%	
<b>Total</b>	<b>32,145</b>	<b>1,931,613</b>	<b>1.7%</b>	<b>148.8</b>

Race	Deaths	Cases	Case fatality rate	Mortality rate per 100,000 population
White	23,525	1,085,827	2.2%	140.9
Black	5,098	255,384	2.0%	139.4
Other	2,559	290,188	0.9%	205.6
Unknown	963	300,214	0.3%	
<b>Total</b>	<b>32,145</b>	<b>1,931,613</b>	<b>1.7%</b>	<b>148.8</b>

Gender	Deaths	Cases	Case fatality rate	Mortality rate per 100,000 population
Male	18,019	907,728	2.0%	170.7
Female	14,126	1,009,872	1.4%	127.9
Unknown	0	14,013	0.0%	
<b>Total</b>	<b>32,145</b>	<b>1,931,613</b>	<b>1.7%</b>	<b>148.8</b>

Ethnicity	Deaths	Cases	Case fatality rate	Mortality rate per 100,000 population
Non-Hispanic	22,519	930,671	2.4%	141.4
Hispanic	7,457	616,464	1.2%	131.3
Unknown	2,169	384,478	0.6%	
<b>Total</b>	<b>32,145</b>	<b>1,931,613</b>	<b>1.7%</b>	<b>148.8</b>

# COVID-19: characteristics of 1,931,613 cases

Data through Mar 11, 2021 verified as of Mar 12, 2021 at 09:25 AM

Data in this report are provisional and subject to change.

Tables below include cases in Florida residents and non-Florida residents.

All 67 Florida counties have cases:

County	FL resident cases		Non-FL resident cases	Total cases	FL resident deaths	FL death rate
Dade	419,686	<div><div></div></div> 22%	5,217	424,903	5,638	1.3%
Broward	200,286	<div><div></div></div> 10%	2,336	202,622	2,533	1.3%
Palm Beach	122,943	<div><div></div></div> 6%	2,142	125,085	2,545	2.1%
Orange	115,961	<div><div></div></div> 6%	1,636	117,597	1,139	1.0%
Hillsborough	114,114	<div><div></div></div> 6%	973	115,087	1,551	1.4%
Duval	88,911	<div><div></div></div> 5%	1,478	90,389	1,234	1.4%
Pinellas	67,065	<div><div></div></div> 3%	1,679	68,744	1,487	2.2%
Lee	57,522	<div><div></div></div> 3%	1,996	59,518	899	1.6%
Polk	58,281	<div><div></div></div> 3%	410	58,691	1,191	2.0%
Osceola	37,263	<div><div></div></div> 2%	629	37,892	465	1.2%
Volusia	35,107	<div><div></div></div> 2%	589	35,696	686	2.0%
Brevard	34,725	<div><div></div></div> 2%	617	35,342	773	2.2%
Pasco	34,189	<div><div></div></div> 2%	306	34,495	668	2.0%
Escambia	30,786	<div><div></div></div> 2%	3,550	34,336	649	2.1%
Manatee	32,361	<div><div></div></div> 2%	715	33,076	624	1.9%
Collier	29,993	<div><div></div></div> 2%	1,133	31,126	477	1.6%
Leon	28,846	<div><div></div></div> 1%	862	29,708	293	1.0%
Marion	28,172	<div><div></div></div> 1%	129	28,301	887	3.1%
Seminole	27,985	<div><div></div></div> 1%	210	28,195	444	1.6%
Sarasota	26,544	<div><div></div></div> 1%	1,319	27,863	751	2.8%
Lake	25,054	<div><div></div></div> 1%	390	25,444	585	2.3%
St. Lucie	22,832	<div><div></div></div> 1%	161	22,993	555	2.4%
Alachua	22,507	<div><div></div></div> 1%	256	22,763	248	1.1%
St. Johns	20,207	<div><div></div></div> 1%	283	20,490	198	1.0%
Okaloosa	19,196	<div><div></div></div> 1%	203	19,399	339	1.8%
Bay	18,430	<div><div></div></div> 1%	724	19,154	359	1.9%
Santa Rosa	17,204	<div><div></div></div> 1%	223	17,427	274	1.6%
Clay	16,917	<div><div></div></div> 1%	44	16,961	324	1.9%
Hernando	11,683	<div><div></div></div> 1%	90	11,773	430	3.7%
Indian River	11,224	<div><div></div></div> 1%	97	11,321	272	2.4%
Charlotte	10,788	<div><div></div></div> 1%	171	10,959	381	3.5%
Martin	10,732	<div><div></div></div> 1%	196	10,928	293	2.7%
Citrus	9,891	<div><div></div></div> 1%	82	9,973	416	4.2%
Sumter	8,204	<div><div></div></div> 0%	93	8,297	242	2.9%
Nassau	7,413	<div><div></div></div> 0%	427	7,840	116	1.6%

County	FL resident cases		Non-FL resident cases	Total cases	FL resident deaths	FL death rate
Columbia	7,704	<div><div></div></div> 0%	37	7,741	161	2.1%
Highlands	7,335	<div><div></div></div> 0%	75	7,410	307	4.2%
Walton	6,431	<div><div></div></div> 0%	760	7,191	81	1.3%
Flagler	6,143	<div><div></div></div> 0%	79	6,222	94	1.5%
Monroe	5,753	<div><div></div></div> 0%	333	6,086	47	0.8%
Jackson	5,920	<div><div></div></div> 0%	64	5,984	153	2.6%
Putnam	5,909	<div><div></div></div> 0%	19	5,928	131	2.2%
Gadsden	5,482	<div><div></div></div> 0%	16	5,498	90	1.6%
Suwannee	5,131	<div><div></div></div> 0%	28	5,159	135	2.6%
Hendry	4,342	<div><div></div></div> 0%	17	4,359	75	1.7%
Desoto	3,901	<div><div></div></div> 0%	19	3,920	77	2.0%
Okeechobee	3,580	<div><div></div></div> 0%	43	3,623	83	2.3%
Unknown	371	<div><div></div></div> 0%	3,136	3,507	0	0.0%
Baker	3,304	<div><div></div></div> 0%	15	3,319	57	1.7%
Wakulla	3,188	<div><div></div></div> 0%	12	3,200	52	1.6%
Levy	2,970	<div><div></div></div> 0%	9	2,979	43	1.4%
Bradford	2,869	<div><div></div></div> 0%	13	2,882	54	1.9%
Hardee	2,831	<div><div></div></div> 0%	14	2,845	31	1.1%
Taylor	2,670	<div><div></div></div> 0%	6	2,676	42	1.6%
Washington	2,623	<div><div></div></div> 0%	20	2,643	48	1.8%
Holmes	2,169	<div><div></div></div> 0%	31	2,200	44	2.0%
Madison	1,996	<div><div></div></div> 0%	26	2,022	43	2.2%
Gulf	1,866	<div><div></div></div> 0%	23	1,889	41	2.2%
Union	1,753	<div><div></div></div> 0%	2	1,755	70	4.0%
Calhoun	1,639	<div><div></div></div> 0%	3	1,642	42	2.6%
Lafayette	1,600	<div><div></div></div> 0%	0	1,600	25	1.6%
Hamilton	1,554	<div><div></div></div> 0%	19	1,573	23	1.5%
Dixie	1,519	<div><div></div></div> 0%	3	1,522	22	1.4%
Gilchrist	1,445	<div><div></div></div> 0%	4	1,449	37	2.6%
Jefferson	1,387	<div><div></div></div> 0%	22	1,409	24	1.7%
Franklin	1,251	<div><div></div></div> 0%	33	1,284	16	1.3%
Liberty	1,048	<div><div></div></div> 0%	1	1,049	15	1.4%
Glades	907	<div><div></div></div> 0%	4	911	16	1.8%
Total	1,931,613		36,252	1,967,865	32,145	1.7%

# COVID-19: characteristics of 1,931,613 Florida resident cases

Data through Mar 11, 2021 verified as of Mar 12, 2021 at 09:25 AM

Data in this report are provisional and subject to change.

The table below includes the cities and counties of residence for cases in Florida residents based on the patient's ZIP Code. Note that city is not always received as part of the initial notification and may be missing while the case is being investigated.

City and county	Cases
Miami, Dade	242,978
Orlando, Orange	85,650
Jacksonville, Duval	83,535
Tampa, Hillsborough	66,624
Hialeah, Dade	59,385
Fort Lauderdale, Broward	42,962
Hollywood, Broward	38,388
West Palm Beach, Palm Beach	30,104
Kissimmee, Osceola	28,754
Tallahassee, Leon	27,844
Pensacola, Escambia	25,587
Homestead, Dade	25,553
Naples, Collier	25,316
Saint Petersburg, Pinellas	24,563
Fort Myers, Lee	22,532
Bradenton, Manatee	21,099
Ocala, Marion	20,776
Boca Raton, Palm Beach	20,738
Lakeland, Polk	20,323
Pompano Beach, Broward	19,332
Gainesville, Alachua	17,896
Sarasota, Sarasota	16,377
Port Saint Lucie, St. Lucie	15,074
Lake Worth, Palm Beach	14,921
Cape Coral, Lee	14,606
Clearwater, Pinellas	13,209
Miami Beach, Dade	13,170
Miramar, Broward	13,101
Boynton Beach, Palm Beach	11,883
Panama City, Bay	11,718
Doral, Dade	11,594
Coral Springs, Broward	11,498
Miami Gardens, Dade	11,137
Saint Augustine, St. Johns	10,844
Melbourne, Brevard	10,056
Winter Haven, Polk	9,821
Delray Beach, Palm Beach	9,273
Lehigh Acres, Lee	9,060
Davie, Broward	8,747
Riverview, Hillsborough	8,663
Vero Beach, Indian River	8,621
Milton, Santa Rosa	8,309
Palm Bay, Brevard	8,020
New Port Richey, Pasco	7,895
Sunrise, Broward	7,870
Fort Pierce, St. Lucie	7,600
Coral Gables, Dade	7,386
Saint Cloud, Osceola	7,382
Largo, Pinellas	7,338
Apopka, Orange	7,144
Daytona Beach, Volusia	7,130
Lake City, Columbia	7,013
Spring Hill, Hernando	6,974
Orange Park, Clay	6,897
Plantation, Broward	6,869
North Miami Beach, Dade	6,758
Clermont, Lake	6,671
Davenport, Polk	6,609

# COVID-19: characteristics of 1,931,613 Florida resident cases

Data through Mar 11, 2021 verified as of Mar 12, 2021 at 09:25 AM

Data in this report are provisional and subject to change.

The table below includes the cities and counties of residence for cases in Florida residents based on the patient's ZIP Code. Note that city is not always received as part of the initial notification and may be missing while the case is being investigated.

City and county	Cases
Brandon, Hillsborough	6,499
Jupiter, Palm Beach	6,329
Weston, Broward	6,236
Sanford, Seminole	6,213
Plant City, Hillsborough	6,193
Deltona, Volusia	6,133
Deerfield Beach, Broward	5,838
Winter Garden, Orange	5,711
Tamarac, Broward	5,385
Fort Walton Beach, Okaloosa	5,347
Port Charlotte, Charlotte	5,298
Palm Coast, Flagler	5,169
Crestview, Okaloosa	5,105
Stuart, Martin	5,078
Wesley Chapel, Pasco	5,012
Coconut Creek, Broward	4,905
Palm Beach Gardens, Palm Beach	4,866
Margate, Broward	4,822
Land O Lakes, Pasco	4,813
Winter Park, Orange	4,731
Deland, Volusia	4,725
Palm Harbor, Pinellas	4,703
Palmetto, Manatee	4,697
Wellington, Palm Beach	4,610
Oviedo, Seminole	4,579
Miami Lakes, Dade	4,376
Opa Locka, Dade	4,309
Altamonte Springs, Seminole	4,266
Lutz, Hillsborough	4,175
Middleburg, Clay	4,136
Port Orange, Volusia	4,122
Haines City, Polk	4,090
Brooksville, Hernando	4,082
Valrico, Hillsborough	4,018
Venice, Sarasota	4,002
Live Oak, Suwannee	3,993
North Port, Sarasota	3,988
The Villages, Sumter	3,952
Sebring, Highlands	3,926
Hallandale, Broward	3,924
Ocoee, Orange	3,923
Punta Gorda, Charlotte	3,908
Leesburg, Lake	3,905
Pembroke Pines, Broward	3,833
Arcadia, Desoto	3,794
Saint Johns, St. Johns	3,781
Bonita Springs, Lee	3,672
Seminole, Pinellas	3,669
Ormond Beach, Volusia	3,637
Zephyrhills, Pasco	3,621
Navarre, Santa Rosa	3,590
Okeechobee, Okeechobee	3,569
Pinellas Park, Pinellas	3,397
Windermere, Orange	3,381
Immokalee, Collier	3,347
Longwood, Seminole	3,323
North Lauderdale, Broward	3,318
North Miami, Dade	3,304
Ruskin, Hillsborough	3,265

# COVID-19: characteristics of 1,931,613 Florida resident cases

Data through Mar 11, 2021 verified as of Mar 12, 2021 at 09:25 AM

Data in this report are provisional and subject to change.

The table below includes the cities and counties of residence for cases in Florida residents based on the patient's ZIP Code. Note that city is not always received as part of the initial notification and may be missing while the case is being investigated.

City and county	Cases
Gulf Breeze, Santa Rosa	3,243
Cocoa, Brevard	3,228
Niceville, Okaloosa	3,188
Cantonment, Escambia	3,094
Panama City Beach, Bay	2,995
Jacksonville Beach, Duval	2,951
Lake Worth Beach, Palm Beach	2,941
Key West, Monroe	2,928
Quincy, Gadsden	2,920
Casselberry, Seminole	2,878
Crawfordville, Wakulla	2,861
Hudson, Pasco	2,797
Port Richey, Pasco	2,792
Dade City, Pasco	2,776
Titusville, Brevard	2,764
Cutler Ridge, Dade	2,755
Palatka, Putnam	2,743
Bartow, Polk	2,739
Fernandina Beach, Nassau	2,696
North Fort Myers, Lee	2,696
Oakland Park, Broward	2,690
Green Cove Springs, Clay	2,650
Winter Springs, Seminole	2,612
Lake Mary, Seminole	2,610
Kissimmee, Polk	2,579
Aventura, Dade	2,559
Auburndale, Polk	2,555
Ponte Vedra Beach, St. Johns	2,539
Merritt Island, Brevard	2,508
Perry, Taylor	2,506
Lake Wales, Polk	2,501
New Smyrna Beach, Volusia	2,450
Lynn Haven, Bay	2,441
Tarpon Springs, Pinellas	2,441
Marianna, Jackson	2,370
Inverness, Citrus	2,354
Belle Glade, Palm Beach	2,345
Clewiston, Hendry	2,276
Parkland, Broward	2,268
Fleming Island, Clay	2,248
Eustis, Lake	2,244
Santa Rosa Beach, Walton	2,229
Royal Palm Beach, Palm Beach	2,215
Wimauma, Hillsborough	2,201
Cooper City, Broward	2,201
Dunedin, Pinellas	2,191
Esterro, Lee	2,166
Loxahatchee, Palm Beach	2,162
Holiday, Pasco	2,100
Defuniak Springs, Walton	2,052
Chipley, Washington	2,038
Rockledge, Brevard	1,998
Sarasota, Manatee	1,995
Key Biscayne, Dade	1,993
Parrish, Manatee	1,973
Destin, Okaloosa	1,957
Starke, Bradford	1,934
Labelle, Hendry	1,931
Mount Dora, Lake	1,922

# COVID-19: characteristics of 1,931,613 Florida resident cases

Data through Mar 11, 2021 verified as of Mar 12, 2021 at 09:25 AM

Data in this report are provisional and subject to change.

The table below includes the cities and counties of residence for cases in Florida residents based on the patient's ZIP Code. Note that city is not always received as part of the initial notification and may be missing while the case is being investigated.

City and county	Cases
Palm City, Martin	1,915
Odessa, Hillsborough	1,898
Avon Park, Highlands	1,890
Mulberry, Polk	1,882
Riviera Beach, Palm Beach	1,882
Tavares, Lake	1,840
Seffner, Hillsborough	1,807
Summerfield, Marion	1,763
Yulee, Nassau	1,755
Groveland, Lake	1,722
Pinecrest, Dade	1,693
Lithia, Hillsborough	1,657
Wauchula, Hardee	1,652
Maitland, Orange	1,631
Macclenny, Baker	1,618
Missing, Dade	1,603
Orange City, Volusia	1,600
Sebastian, Indian River	1,589
Mayo, Lafayette	1,571
Callahan, Nassau	1,571
Bonifay, Holmes	1,551
Coconut Grove, Dade	1,549
Carol City, Dade	1,537
Lady Lake, Lake	1,531
Ponte Vedra, St. Johns	1,531
Palmetto Bay, Dade	1,531
Homosassa, Citrus	1,522
Crystal River, Citrus	1,490
Crossings, Dade	1,479
Dania, Broward	1,446
Lake Placid, Highlands	1,391
Pace, Santa Rosa	1,385
Gibsonton, Hillsborough	1,371
Lake Butler, Union	1,358
Oldsmar, Pinellas	1,347
Sun City Center, Hillsborough	1,341
Florida City, Dade	1,339
Dover, Hillsborough	1,324
Madison, Madison	1,323
Atlantic Beach, Duval	1,322
Hobe Sound, Martin	1,319
Apollo Beach, Hillsborough	1,302
Dunnellon, Marion	1,281
Edgewater, Volusia	1,280
Biscayne Park, Dade	1,277
Palm Springs, Palm Beach	1,273
Monticello, Jefferson	1,270
Debary, Volusia	1,252
Alachua, Alachua	1,251
Indiantown, Martin	1,235
Bellevue, Marion	1,225
Graceville, Jackson	1,220
North Palm Beach, Palm Beach	1,187
Lantana, Palm Beach	1,170
Century, Escambia	1,169
South Miami, Dade	1,131
Newberry, Alachua	1,121
Lecanto, Citrus	1,101
Havana, Gadsden	1,081

# COVID-19: characteristics of 1,931,613 Florida resident cases

Data through Mar 11, 2021 verified as of Mar 12, 2021 at 09:25 AM

Data in this report are provisional and subject to change.

The table below includes the cities and counties of residence for cases in Florida residents based on the patient's ZIP Code. Note that city is not always received as part of the initial notification and may be missing while the case is being investigated.

City and county	Cases
Ellenton, Manatee	1,079
Safety Harbor, Pinellas	1,073
El Portal, Dade	1,071
Williston, Levy	1,069
Jensen Beach, Martin	1,066
Hilliard, Nassau	1,054
Beverly Hills, Citrus	1,041
Freeport, Walton	1,033
Blountstown, Calhoun	1,032
Satellite Beach, Brevard	1,019
Jasper, Hamilton	1,018
Lauderhill, Broward	1,003
Trenton, Gilchrist	982
Wildwood, Sumter	967
Wewahitchka, Gulf	959
Wilton Manors, Broward	959
Nokomis, Sarasota	943
Sanderson, Baker	941
Keystone Heights, Clay	932
Englewood, Charlotte	925
Hernando, Citrus	921
Mary Esther, Okaloosa	915
Fellsmere, Indian River	909
Frostproof, Polk	907
Everglades National Park, Dade	902
Key Largo, Monroe	900
Dunnellon, Citrus	882
Polk City, Polk	882
Fisher Island, Dade	879
Port Saint Joe, Gulf	877
Bushnell, Sumter	875
Shalimar, Okaloosa	870
Lauderdale Lakes, Broward	861
Medley, Dade	851
Moore Haven, Glades	849
Coleman, Sumter	835
Bristol, Liberty	814
Cross City, Dixie	807
Pahokee, Palm Beach	805
South Bay, Palm Beach	793
Marco Island, Collier	781
Cocoa Beach, Brevard	770
Chiefland, Levy	766
Fort Meade, Polk	765
High Springs, Alachua	750
Glen Saint Mary, Baker	740
Sorrento, Lake	731
Chattahoochee, Gadsden	729
Indialantic, Brevard	728
Minneola, Lake	727
Trinity, Pasco	726
Spring Hill, Pasco	724
Englewood, Sarasota	724
Thonotosassa, Hillsborough	706
Olympia Heights, Dade	704
Uleta, Dade	701
Fruitland Park, Lake	699
Crescent City, Putnam	698
Miramar Beach, Walton	696

# COVID-19: characteristics of 1,931,613 Florida resident cases

Data through Mar 11, 2021 verified as of Mar 12, 2021 at 09:25 AM

Data in this report are provisional and subject to change.

The table below includes the cities and counties of residence for cases in Florida residents based on the patient's ZIP Code. Note that city is not always received as part of the initial notification and may be missing while the case is being investigated.

City and county	Cases
Interlachen, Putnam	687
Marathon, Monroe	684
Southwest Ranches, Broward	678
Coral, Dade	678
Lawtey, Bradford	663
Fort Myers Beach, Lee	660
Umatilla, Lake	659
Bowling Green, Hardee	657
Old Town, Dixie	653
Jacksonville, St. Johns	645
Lake Alfred, Polk	638
Fort White, Columbia	630
West Melbourne, Brevard	626
Neptune Beach, Duval	622
Silver Springs, Marion	601
Baker, Okaloosa	584
Bronson, Levy	563
Belle Isle, Orange	563
Weeki Wachee, Hernando	561
South Daytona, Volusia	560
Clearwater Beach, Pinellas	553
Palm Beach, Palm Beach	552
Sneads, Jackson	549
Jay, Santa Rosa	544
Gulfport, Pinellas	537
Surfside, Dade	535
Bunnell, Flagler	531
Carrabelle, Franklin	522
Mascotte, Lake	501
Hawthorne, Alachua	493
Sweetwater, Dade	490
Molino, Escambia	483
Rotunda West, Charlotte	483
Cottondale, Jackson	479
Oakland, Orange	476
Citra, Marion	473
Oxford, Sumter	469
Zolfo Springs, Hardee	466
Midway, Gadsden	464
Florida State University, Leon	459
Youngstown, Bay	457
Ocklawaha, Marion	455
Myakka City, Manatee	455
Cape Canaveral, Brevard	452
Melbourne Beach, Brevard	448
East Palatka, Putnam	447
Mims, Brevard	445
Tavernier, Monroe	437
Altha, Calhoun	435
Indian Harbour Beach, Brevard	431
Dundee, Polk	427
Bell, Gilchrist	424
Branford, Suwannee	420
Alva, Lee	417
Celebration, Osceola	414
Flagler Beach, Flagler	414
Apalachicola, Franklin	410
Bal Harbour, Dade	405
Centerville, Leon	395

# COVID-19: characteristics of 1,931,613 Florida resident cases

Data through Mar 11, 2021 verified as of Mar 12, 2021 at 09:25 AM

Data in this report are provisional and subject to change.

The table below includes the cities and counties of residence for cases in Florida residents based on the patient's ZIP Code. Note that city is not always received as part of the initial notification and may be missing while the case is being investigated.

City and county	Cases
Haverhill, Palm Beach	387
Archer, Alachua	379
Eagle Lake, Polk	370
De Leon Springs, Volusia	370
Webster, Sumter	366
Hastings, St. Johns	363
Raiford, Union	362
Osprey, Sarasota	359
Grand Ridge, Jackson	353
West Miami, Dade	350
Floral City, Citrus	350
Tequesta, Palm Beach	348
Lake Park, Palm Beach	335
Greenville, Madison	333
Holly Hill, Volusia	332
Grand Island, Lake	326
Ave Maria, Collier	324
Chuluota, Seminole	323
Vernon, Washington	321
Pierson, Volusia	321
Montverde, Lake	314
Jennings, Hamilton	313
Malone, Jackson	312
Satsuma, Putnam	306
Indian Rocks Beach, Pinellas	302
Eastpoint, Franklin	301
Sebastian, Brevard	300
Gotha, Orange	300
Laurel Hill, Okaloosa	298
Melrose, Putnam	295
Westville, Holmes	294
Kenneth City, Pinellas	292
Bryceville, Nassau	291
Missing, Orange	288
Alafaya, Orange	287
Elkton, St. Johns	287
Fort McCoy, Marion	287
Reddick, Marion	286
Missing, Volusia	286
Valparaiso, Okaloosa	286
Lehigh, Lee	283
Malabar, Brevard	278
Greenwood, Jackson	272
Lake Panasoffkee, Sumter	269
Anthony, Marion	268
Ponce De Leon, Holmes	268
O'Brien, Suwannee	267
Winter Park, Seminole	267
San Antonio, Pasco	265
Belleair, Pinellas	254
Geneva, Seminole	253
Greenacres, Palm Beach	251
Morrison, Levy	251
Inlet Beach, Walton	242
South Pasadena, Pinellas	239
Eglin Air Force Base, Okaloosa	236
Sanibel, Lee	235
Lee, Madison	234
Fountain, Bay	233

# COVID-19: characteristics of 1,931,613 Florida resident cases

Data through Mar 11, 2021 verified as of Mar 12, 2021 at 09:25 AM

Data in this report are provisional and subject to change.

The table below includes the cities and counties of residence for cases in Florida residents based on the patient's ZIP Code. Note that city is not always received as part of the initial notification and may be missing while the case is being investigated.

City and county	Cases
Edgewood, Orange	232
Fern Park, Seminole	229
Southport, Bay	229
Hallandale Beach, Broward	228
Kindred, Osceola	224
White Springs, Hamilton	222
University Of Central Fl, Orange	221
Weirsdale, Marion	220
Hosford, Liberty	219
Gretna, Gadsden	219
Longboat Key, Manatee	217
Wellborn, Suwannee	213
Mcdavid, Escambia	205
Holt, Okaloosa	204
Saint James City, Lee	199
Islamorada, Monroe	199
Astatula, Lake	198
Bay Harbor Islands, Dade	198
Lakewood Ranch, Manatee	196
Holmes Beach, Manatee	193
Juno Beach, Palm Beach	192
Micanopy, Alachua	190
Poinciana, Polk	190
Howey-In-The-Hills, Lake	189
Mcalpin, Suwannee	188
Madeira Beach, Pinellas	186
Altoona, Lake	184
Sopchoppy, Wakulla	183
Azalea Park, Orange	183
Zellwood, Orange	182
Alford, Jackson	182
Babson Park, Polk	181
The Villages, Marion	181
Atlantis, Palm Beach	176
The Villages, Lake	174
Lake Helen, Volusia	169
Lauderdale By The Sea, Broward	167
Mangonia Park, Palm Beach	164
Caryville, Washington	161
Viera, Brevard	160
Center Hill, Sumter	160
University Of Miami, Dade	159
Summerland Key, Monroe	158
Pomona Park, Putnam	157
Golden Beach, Dade	156
Odessa, Pasco	155
Cutler Bay, Dade	154
Bokeelia, Lee	150
Osteen, Volusia	150
Rocky Point, Hillsborough	149
University Of Fl, Alachua	147
Lockhart, Orange	146
Bay Lake, Orange	145
Oak Hill, Volusia	145
Hypoluxo, Palm Beach	143
Grant-Valkaria, Brevard	143
Hiawassee, Orange	139
Ponce Inlet, Volusia	139
Clair-Mel City, Hillsborough	138

# COVID-19: characteristics of 1,931,613 Florida resident cases

Data through Mar 11, 2021 verified as of Mar 12, 2021 at 09:25 AM

Data in this report are provisional and subject to change.

The table below includes the cities and counties of residence for cases in Florida residents based on the patient's ZIP Code. Note that city is not always received as part of the initial notification and may be missing while the case is being investigated.

City and county	Cases
Lutz, Pasco	138
Sumterville, Sumter	137
Citrus Springs, Citrus	136
Hollister, Putnam	134
Lady Lake, Sumter	130
Carrollwood, Hillsborough	130
Baldwin, Duval	128
Inglis, Levy	125
Hampton, Bradford	125
San Mateo, Putnam	125
Paisley, Lake	124
Apopka, Seminole	123
Steinhatchee, Taylor	122
Big Pine Key, Monroe	121
Matlacha, Lee	119
Clarksville, Calhoun	119
Christmas, Orange	119
Lake Hamilton, Polk	118
Cloud Lake, Palm Beach	117
Kendall, Dade	117
Missing, Lee	116
Placida, Charlotte	112
University Of Central Florida, Orange	111
Belleair Beach, Pinellas	110
Buena Ventura Lakes, Osceola	107
Callaway, Bay	107
Tierra Verde, Pinellas	106
Panacea, Wakulla	106
West Park, Broward	104
Seville, Volusia	102
Brooker, Bradford	101
Dinsmore, Duval	101
Saint Leo, Pasco	101
Temple Terrace, Hillsborough	101
Astor, Lake	100
Hurlburt Field, Okaloosa	100
Lamont, Jefferson	100
Harmony, Osceola	99
Barry University, Dade	98
South Fort Myers, Lee	98
Canal Point, Palm Beach	97
Lighthouse Point, Broward	96
Barefoot Bay, Brevard	95
Cedar Key, Levy	95
Bascom, Jackson	94
Tyndall Air Force Base, Bay	94
Florahome, Putnam	94
Florida Gulf Coast Univ, Lee	93
Fruit Cove, St. Johns	92
Missing, St. Johns	92
Waldo, Alachua	92
Dania Beach, Broward	92
Bradenton Beach, Manatee	90
University Of South Florida, Hillsborough	88
City Of Sunrise, Broward	87
Maitland, Seminole	87
Pinetta, Madison	87
Crystal Beach, Pinellas	84
Kathleen, Polk	83

# COVID-19: characteristics of 1,931,613 Florida resident cases

Data through Mar 11, 2021 verified as of Mar 12, 2021 at 09:25 AM

Data in this report are provisional and subject to change.

The table below includes the cities and counties of residence for cases in Florida residents based on the patient's ZIP Code. Note that city is not always received as part of the initial notification and may be missing while the case is being investigated.

City and county	Cases
Lorida, Highlands	82
Missing, Marion	82
Missing, Pinellas	81
Sunny Isles Beach, Dade	80
F M, Lee	80
Fort Denaud, Hendry	77
Ocean Ridge, Palm Beach	77
Missing, St. Lucie	76
Welaka, Putnam	75
Palma Ceia, Hillsborough	74
Eatonville, Orange	74
Yalaha, Lake	74
Avon Park, Polk	73
Patrick Air Force Base, Brevard	72
Saint Pete Beach, Pinellas	70
Princeton, Dade	70
Campbellton, Jackson	70
Air Mail Facility, Dade	69
Ochopee, Collier	68
North Venice, Sarasota	67
Boca Grande, Lee	66
Greensboro, Gadsden	65
Stock Island, Monroe	64
Anna Maria, Manatee	63
Reunion, Osceola	60
Missing, Lake	60
Destin, Walton	59
Cudjoe Key, Monroe	59
Bonita Beach, Lee	59
Mexico Beach, Bay	58
Georgetown, Putnam	58
Bellview, Escambia	57
Missing, Duval	57
North Redington Beach, Pinellas	57
Orlando, Seminole	57
Micco, Brevard	56
Felda, Hendry	55
Missing, Santa Rosa	54
Missing, Palm Beach	54
Miami, Unknown	54
Lake Suzy, Desoto	54
Missing, Pasco	54
Treasure Island, Pinellas	53
Ona, Hardee	53
Walnut Hill, Escambia	53
Miami Springs, Dade	53
Singer Island, Palm Beach	51
Orlando, Dade	51
Northdale, Hillsborough	51
Heathrow, Seminole	51
Okahumpka, Lake	50
Duette, Manatee	49
Palm Beach Shores, Palm Beach	49
Salt Springs, Marion	49
University Of Tampa, Hillsborough	49
Aloma, Orange	49
Miromar Lakes, Lee	48
Cinco Bayou, Okaloosa	47
Enterprise, Volusia	47

# COVID-19: characteristics of 1,931,613 Florida resident cases

Data through Mar 11, 2021 verified as of Mar 12, 2021 at 09:25 AM

Data in this report are provisional and subject to change.

The table below includes the cities and counties of residence for cases in Florida residents based on the patient's ZIP Code. Note that city is not always received as part of the initial notification and may be missing while the case is being investigated.

City and county	Cases
Town N Country, Hillsborough	47
Intercession City, Osceola	46
Highland City, Polk	45
Terra Ceia, Manatee	45
Sewalls Point, Martin	44
Florence Villa, Polk	44
Waverly, Polk	44
Eaton Park, Polk	43
Orlando, Osceola	43
Gulf Breeze, Escambia	43
Kenansville, Osceola	42
Manalapan, Palm Beach	42
Green Acres, Palm Beach	41
Village Of Wellington, Palm Beach	41
Key Colony Beach, Monroe	41
Lacoochee, Pasco	40
Saint Johns, Duval	40
Ebro, Washington	40
Florida International Univ, Dade	40
Bayonet Point, Pasco	39
Missing, Sumter	39
Orlando, Broward	39
Naranja, Dade	39
Village Wellington, Palm Beach	38
Cortez, Manatee	38
Florida A And M University, Leon	37
Ponte Vedra, Duval	37
Orlando, Volusia	37
Hialeah Gardens, Dade	36
Missing, Broward	35
Orlando, Polk	35
Pasadena, Pinellas	34
Highland Beach, Palm Beach	34
Flemington, Marion	34
Tice, Lee	34
Homeland, Polk	33
Bay Pines, Pinellas	33
Missing, Hillsborough	33
Palm Shores, Brevard	33
Missing, Seminole	33
Dowling Park, Suwannee	32
Stetson University, Volusia	32
Lulu, Columbia	32
Bonaventure, Broward	32
Bagdad, Santa Rosa	32
Miami Shores, Dade	32
Davenport, Osceola	31
North Bay Village, Dade	31
Hallandale Beach, Broward	31
Eloise, Polk	31
Lakeshore, Polk	31
Miami, Broward	31
Venus, Highlands	31
Mcintosh, Marion	30
Univ Of FI Student Dorms, Alachua	30
Nocatee, Desoto	30
Siesta Key, Sarasota	30
Kinard, Calhoun	30
Penney Farms, Clay	30

# COVID-19: characteristics of 1,931,613 Florida resident cases

Data through Mar 11, 2021 verified as of Mar 12, 2021 at 09:25 AM

Data in this report are provisional and subject to change.

The table below includes the cities and counties of residence for cases in Florida residents based on the patient's ZIP Code. Note that city is not always received as part of the initial notification and may be missing while the case is being investigated.

City and county	Cases
Bayshore Gardens, Manatee	30
Bonita Springs, Collier	29
Lealman, Pinellas	29
Wekiva Springs, Seminole	29
Jupiter, Martin	29
South Palm Beach, Palm Beach	29
Orlando, Hillsborough	29
Horseshoe Beach, Dixie	28
Pensacola Beach, Santa Rosa	28
Florida State, Leon	27
Caryville, Holmes	27
City Of Westlake, Palm Beach	27
Alturas, Polk	27
Little Torch Key, Monroe	27
Poinciana, Osceola	27
Homosassa Springs, Citrus	27
Saint Marks, Wakulla	27
Pine Hills, Orange	26
Chokoloskee, Collier	26
Palmdale, Glades	26
Long Key, Monroe	26
South Miami Heights, Dade	25
Tangerine, Orange	25
Earleton, Alachua	25
Indian Lake Estates, Polk	25
Sugarloaf Key, Monroe	25
Missing, Monroe	25
Fort Lauderdale, Dade	24
Santa Fe, Alachua	24
Westchase, Hillsborough	24
Missing, Escambia	24
Pembroke Park, Broward	24
Hawthorne, Putnam	24
Archer, Levy	24
Labelle, Glades	24
Westlake, Palm Beach	23
Ridge Manor, Pasco	23
Bradley, Polk	23
Goulds, Dade	23
New Smyrna, Volusia	23
Missing, Manatee	22
Balm, Hillsborough	22
Tioga, Alachua	22
Orange Lake, Marion	22
Kissimmee, Orange	22
La Crosse, Alachua	22
Wausau, Washington	22
Yankeetown, Levy	22
Paxton, Walton	22
Missing, Brevard	22
Florida Dept Of Corrections, Union	22
Sparr, Marion	22
Sydney, Hillsborough	22
Citrus Ridge, Indian River	22
Everglades City, Collier	21
Bonifay, Washington	21
Bostwick, Putnam	21
Loughman, Polk	21
Plymouth, Orange	21

# COVID-19: characteristics of 1,931,613 Florida resident cases

Data through Mar 11, 2021 verified as of Mar 12, 2021 at 09:25 AM

Data in this report are provisional and subject to change.

The table below includes the cities and counties of residence for cases in Florida residents based on the patient's ZIP Code. Note that city is not always received as part of the initial notification and may be missing while the case is being investigated.

City and county	Cases
Missing, Citrus	21
Wabasso, Indian River	21
Florida International University, Dade	21
Perdido Key, Escambia	21
Indian River Shores, Indian River	20
Sun City, Hillsborough	20
Pine Castle, Orange	20
Branford, Lafayette	20
Missing, Okaloosa	20
Laud-By-The-Sea, Broward	20
Lowell, Marion	19
Mango, Hillsborough	19
Parker, Bay	19
Missing, Indian River	19
Wildlight, Nassau	19
Fort Ogden, Desoto	19
Crystal Springs, Pasco	19
Redington Shores, Pinellas	19
Maxville, Duval	19
Babcock Ranch, Lee	19
Mexico Beach, Gulf	19
Gulf Stream, Palm Beach	18
Goodland, Collier	18
High Springs, Gilchrist	18
Champions Gate, Polk	18
Orlando, Palm Beach	18
Hollywood, Dade	18
Candler, Marion	18
Jensen Beach, St. Lucie	18
Ramrod Key, Monroe	17
Trenton, Levy	17
Graceville, Holmes	17
Nalcrest, Polk	17
Nichols, Polk	17
Union Park, Orange	16
Suwannee, Dixie	16
Gulf Hammock, Levy	16
Hernando Beach, Hernando	16
Shady Hills, Pasco	16
Jacksonville, Unknown	16
West Panama City Beach, Bay	16
Missing, Collier	16
Orlando, Pinellas	16
Otter Creek, Levy	16
Woodville, Leon	16
Forest City, Orange	16
Wewahitchka, Calhoun	16
Lake City, Suwannee	15
Brooksville, Pasco	15
Golden Oak, Orange	15
Lake Buena Vista, Orange	15
Tallevast, Manatee	15
Lakewood Ranch, Sarasota	15
Hutchinson Island, St. Lucie	15
White Springs, Columbia	15
Missing, Bay	15
Webster, Hernando	15
Village Of Palmetto Bay, Dade	14
Mount Dora, Orange	14

# COVID-19: characteristics of 1,931,613 Florida resident cases

Data through Mar 11, 2021 verified as of Mar 12, 2021 at 09:25 AM

Data in this report are provisional and subject to change.

The table below includes the cities and counties of residence for cases in Florida residents based on the patient's ZIP Code. Note that city is not always received as part of the initial notification and may be missing while the case is being investigated.

City and county	Cases
Laurel Hill, Walton	14
Graham, Bradford	14
Missing, Martin	14
Copeland, Collier	14
Buckingham, Lee	14
Saint Lucie West, St. Lucie	14
Murdock, Charlotte	14
Winter Garden, Lake	14
Trilby, Pasco	13
Daytona Beach Shores, Volusia	13
Hialeah, Unknown	13
Orlando, Brevard	13
Saint George Island, Franklin	13
Orlando, Lake	13
Belleair Bluffs, Pinellas	13
Lake Monroe, Seminole	13
Johns Pass Village, Pinellas	13
Watersound, Walton	13
Kingsley Lake, Bradford	13
Gonzalez, Escambia	13
Steinhatchee, Dixie	13
Braden River, Manatee	13
Wahneta, Polk	13
Roseland, Indian River	13
Durant, Hillsborough	12
Holder, Citrus	12
Missing, Putnam	12
Mount Plymouth, Lake	12
Florida State Univ Admin, Leon	12
Pensacola Beach, Escambia	12
Rosemary Beach, Walton	12
Choctaw Beach, Okaloosa	12
Eau Gallie, Brevard	12
Orlando, Unknown	12
Unknown, Dade	12
Long Boat Key, Manatee	12
Fort Charlotte, Charlotte	12
Deer Island, Lake	11
East Lake, Marion	11
Alys Beach, Bay	11
Deerfield Beach, Palm Beach	11
Ozona, Pinellas	11
Boca Raton, Broward	11
Los Angeles, Dade	11
Indian Creek Village, Dade	11
Naples, Lee	11
Babcock Ranch, Charlotte	11
Missing, Unknown	11
Greenville, Taylor	11
Citrus Hills, Citrus	11
Orlando, Leon	11
Orlando, Duval	10
Perrine, Dade	10
Dade City, Hernando	10
Leisure City, Dade	10
Hillsboro Beach, Broward	10
Passport, Unknown	10
Seacrest, Walton	10
Missing, Nassau	10

# COVID-19: characteristics of 1,931,613 Florida resident cases

Data through Mar 11, 2021 verified as of Mar 12, 2021 at 09:25 AM

Data in this report are provisional and subject to change.

The table below includes the cities and counties of residence for cases in Florida residents based on the patient's ZIP Code. Note that city is not always received as part of the initial notification and may be missing while the case is being investigated.

City and county	Cases
Captiva, Lee	10
Lake Como, Putnam	10
Miami Gardens, Broward	10
Missing, Polk	10
University Park, Manatee	10
Grandin, Putnam	10
Gibsonia, Polk	10
Redington Beach, Pinellas	10
Missing, Taylor	10
Telogia, Liberty	10
Sea Ranch Lakes, Broward	9
Palma Sola, Manatee	9
Innovation, Pasco	9
Cottdendale, Washington	9
Beverly Beach, Flagler	9
Lloyd, Jefferson	9
Lamont, Madison	9
Cypress, Jackson	9
Forest City, Seminole	9
Haines Creek, Lake	9
Rubonia, Manatee	9
Umatilla, Marion	9
Fanning Springs, Gilchrist	9
Elfers, Pasco	9
Day, Lafayette	9
Grant Valkaria, Brevard	9
Briny Breezes, Palm Beach	9
Nobleton, Hernando	9
Saint Augustine, Duval	9
West Delray Beach, Palm Beach	9
Evinston, Alachua	8
Salem, Taylor	8
Virginia Gardens, Dade	8
Orange Springs, Marion	8
White City, Gulf	8
Worthington Springs, Union	8
Pine Ridge, Citrus	8
Seybold, Dade	8
Saint Augustine Beach, St. Johns	8
Palm City, St. Lucie	8
Putnam Hall, Putnam	8
Cross Creek, Alachua	8
Fairfield, Marion	8
Fort Walton Beach, Unknown	8
Ferndale, Lake	8
Barberville, Volusia	8
Jerome, Collier	8
Ponce De Leon, Walton	8
Missing, Clay	8
Goldenrod, Seminole	8
Fort Lauderdale, Unknown	7
Indian Shores, Pinellas	7
River Ranch, Polk	7
Niceville, Walton	7
Orlando, Alachua	7
Switzerland, St. Johns	7
Maitland, Volusia	7
Aripeka, Pasco	7
Holt, Santa Rosa	7

# COVID-19: characteristics of 1,931,613 Florida resident cases

Data through Mar 11, 2021 verified as of Mar 12, 2021 at 09:25 AM

Data in this report are provisional and subject to change.

The table below includes the cities and counties of residence for cases in Florida residents based on the patient's ZIP Code. Note that city is not always received as part of the initial notification and may be missing while the case is being investigated.

City and county	Cases
Fernandina, Nassau	7
Orange Park, Duval	7
Port Saint John, Brevard	7
Basinger, Okeechobee	7
Missing, Flagler	7
University Of Central Fl, Hillsborough	7
Orlando, Pasco	7
Longboat Key, Sarasota	7
Keystone Heights, Bradford	7
Miccosukee, Leon	6
Glenwood, Volusia	6
Pensacola, Unknown	6
Orchid, Indian River	6
Ybor City, Hillsborough	6
Morrison, Marion	6
Duck Key, Monroe	6
Newberry, Gilchrist	6
Mayport Naval Station, Duval	6
Lake Butler, Bradford	6
East Rockland Key, Monroe	6
Maitland, Osceola	6
Inglis, Citrus	6
Bradenton, Sarasota	6
Deland, Lake	6
Orlando, Flagler	6
Orlando, Marion	6
Sunny Hills, Washington	6
Okeechobee, Glades	6
Quail Heights, Dade	6
Punta Gorda, Lee	6
Valkaria, Brevard	6
Labelle, Lee	6
Missing, Walton	6
Maitland, Hillsborough	6
Winter Park, Polk	6
Winderemere, Orange	6
Grove City, Charlotte	6
Coco River, Collier	6
Eglin, Okaloosa	6
Ebro, Bay	5
Bruce, Holmes	5
Hialeah, Broward	5
Westchester, Dade	5
Ocean Breeze, Martin	5
Port Salerno, Martin	5
Missing, Columbia	5
Missing, Highlands	5
Missing, Sarasota	5
Scottsmeer, Brevard	5
Stuart, St. Lucie	5
Pass, Unknown	5
Miami, Palm Beach	5
Shady Grove, Taylor	5
Missing, Leon	5
Milton, Escambia	5
Inlet Beach, Bay	5
Mayport, Duval	5
Hollywood, Unknown	5
Ocoee, Lake	5

# COVID-19: characteristics of 1,931,613 Florida resident cases

Data through Mar 11, 2021 verified as of Mar 12, 2021 at 09:25 AM

Data in this report are provisional and subject to change.

The table below includes the cities and counties of residence for cases in Florida residents based on the patient's ZIP Code. Note that city is not always received as part of the initial notification and may be missing while the case is being investigated.

City and county	Cases
Okeechobee, Martin	5
N/A, Unknown	5
Orlando, Manatee	5
Pompano Beach, Palm Beach	5
Wakulla Springs, Wakulla	5
Fort Lauderdale, Lee	5
Alys Beach, Walton	5
Anastasia Island, St. Johns	5
Miami Beach, Unknown	5
Missing, Alachua	5
Point Washington, Walton	5
University Of Central Fl, Martin	5
Williston, Marion	5
PsI, Unknown	5
San Carlos Park, Lee	5
Pompano Beach, Unknown	5
Bayou George, Bay	5
Boynton Beach, Broward	5
Miramar, Dade	5
Missing, Osceola	5
Miami Gardens, Unknown	5
Kissimmee, Unknown	5
Jacksonville Naval Air Station, Duval	5
Fort Lauderdale, Palm Beach	5
Clarcona, Orange	5
Lamont, Taylor	4
Lazy Lake, Broward	4
Branford, Gilchrist	4
Cape Haze, Charlotte	4
Clewiston, Palm Beach	4
Conch Key, Monroe	4
Okeechobee, Osceola	4
Sandestin, Walton	4
Seacrest, Bay	4
Pompano Beach, Dade	4
Naples, Unknown	4
High Springs, Columbia	4
Hinsdale, Manatee	4
Bella Collina, Lake	4
El Jobean, Charlotte	4
Weirsdale, Lake	4
Oneco, Manatee	4
Indian Rock Beach, Pinellas	4
International Service Center, Dade	4
Island Grove, Alachua	4
Bowling Green, Polk	4
Cypress Gardens, Polk	4
Marina Del Rey, Dade	4
Greenville, Jefferson	4
Missing, Hernando	4
Oklawaha, Marion	4
Live Oak, Madison	4
Loxahatchee Groves, Palm Beach	4
Port Charlotte, Unknown	4
West Bradenton, Manatee	4
Pensacola, Santa Rosa	4
Glen Ridge, Palm Beach	4
Coconut Creek, Palm Beach	4
Margate, Unknown	4

# COVID-19: characteristics of 1,931,613 Florida resident cases

Data through Mar 11, 2021 verified as of Mar 12, 2021 at 09:25 AM

Data in this report are provisional and subject to change.

The table below includes the cities and counties of residence for cases in Florida residents based on the patient's ZIP Code. Note that city is not always received as part of the initial notification and may be missing while the case is being investigated.

City and county	Cases
Melrose, Bradford	4
Mid Florida, Seminole	4
Highland Park, Polk	4
Los Angeles, Broward	4
Jacksonville, Dade	3
Inverness, Polk	3
Lake Worth, Broward	3
Ridge Manor Estates, Sumter	3
Pass, Dade	3
Vero Beach, Brevard	3
Brewton, Escambia	3
Apopka, Broward	3
Lake Harbor, Palm Beach	3
Lanark Village, Franklin	3
Maitland, Polk	3
Orem, Palm Beach	3
Pp, Dade	3
Pp, Unknown	3
Woodside, Broward	3
Village Of Golf, Palm Beach	3
Wildwood, Marion	3
Palm Coast, Volusia	3
Port Saint Lucie, Martin	3
Saint Augusaintine Beach, St. Johns	3
Saint Petersburg, Hillsborough	3
Loxahatchee, Broward	3
Miami, Orange	3
Lynbrook, Broward	3
Lake Geneva, Clay	3
Lake City, Duval	3
Lakeland, Hillsborough	3
Immokalee, Lee	3
Hallandale Beach, Unknown	3
Fort Myers, Unknown	3
Bradington, Manatee	3
Blountstown, Liberty	3
Tampa Palms, Hillsborough	3
Tampa, Pinellas	3
Pineland, Lee	3
Winter Garden, Seminole	3
Tarpon Springs, Pasco	3
Jacksonville, Clay	3
Ludlam, Dade	3
Laurel, Sarasota	3
Clermont, Orange	3
Crestview, Walton	3
Cross Key, Monroe	3
Fernandina Beach, Duval	3
Cape San Blas, Gulf	3
Apopka, Lake	3
Fpo, Duval	3
Green Cove Springs, Duval	3
Mayport Naval Housing, Duval	3
Monticello, Madison	3
Vernon, Bay	3
Samoset, Manatee	3
San Fernando, Unknown	3
Delray Beach, Broward	3
Alford, Washington	3

# COVID-19: characteristics of 1,931,613 Florida resident cases

Data through Mar 11, 2021 verified as of Mar 12, 2021 at 09:25 AM

Data in this report are provisional and subject to change.

The table below includes the cities and counties of residence for cases in Florida residents based on the patient's ZIP Code. Note that city is not always received as part of the initial notification and may be missing while the case is being investigated.

City and county	Cases
Altamonte Springs, Orange	3
Jonesville, Alachua	3
Julington Creek, St. Johns	3
Jupiter Island, Martin	3
Longwood, Unknown	3
Mims, Volusia	3
Miramar, Unknown	3
Marco Island, Lee	3
Pembroke Pines, Unknown	3
Ocean Reef Club, Monroe	3
Vero Beach, St. Lucie	3
Sorrento, Orange	3
Stuart, Palm Beach	3
Chicago, Lee	3
Coraopolis, Citrus	3
Champions Gate, Osceola	3
Bristol, Calhoun	3
Jacksonville, Alachua	3
North Fort Myers, Charlotte	3
Land O Lakes, Hillsborough	3
Lady Lake, Marion	3
Fisher Island, Unknown	3
Jacksonville , Duval	3
Bay Harbor Islands, Unknown	3
Ft Pierce, St. Lucie	3
Westville, Walton	3
Wacissa, Jefferson	3
Milligan, Okaloosa	3
Sugarloaf, Monroe	3
Red Bay, Holmes	2
Saint Marys, Nassau	2
Pembroke Lakes, Broward	2
Port Saint Lucie, Palm Beach	2
Sutton, Pasco	2
Tampa, Unknown	2
Windermere, Lake	2
Fort Lauderdale, Alachua	2
Deerfield Beach, Unknown	2
Doral, Unknown	2
Brooklyn, Broward	2
Cross City, Taylor	2
Carl Fisher, Dade	2
Jupiter, Dade	2
Homeless, Hillsborough	2
Lakeland, Unknown	2
Micanopy, Marion	2
Melrose, Clay	2
Mesa, Unknown	2
Marina Del Rey, Broward	2
Longview, Dade	2
Jacksonville, Nassau	2
Jacksonville Naval Hospital, Duval	2
Hosford, Calhoun	2
Aventura, Broward	2
000000, Unknown	2
Dfafs, Okaloosa	2
Summerfield, Unknown	2
Tampa, Hernando	2
Sharpes, Brevard	2

# COVID-19: characteristics of 1,931,613 Florida resident cases

Data through Mar 11, 2021 verified as of Mar 12, 2021 at 09:25 AM

Data in this report are provisional and subject to change.

The table below includes the cities and counties of residence for cases in Florida residents based on the patient's ZIP Code. Note that city is not always received as part of the initial notification and may be missing while the case is being investigated.

City and county	Cases
Sebring, Desoto	2
Saint Lucie Village, St. Lucie	2
Ormond Beach, Flagler	2
Noma, Holmes	2
Orlando, Lee	2
Panama City, Unknown	2
Pembroke Pines, Dade	2
Vero Beach, Unknown	2
Wauchula, Desoto	2
Yeehaw, Okeechobee	2
Venice, Dade	2
West Palm Beach, Unknown	2
Windermere, Hillsborough	2
Winter Park, Volusia	2
Winter Springs, Orange	2
Okeechobee, Highlands	2
Orlando, Escambia	2
Pompano Beach, Osceola	2
Port Charlotte, Lee	2
Port St. Lucie, St. Lucie	2
Sand Lake, Orange	2
University Of Central Fl, Seminole	2
Union, Manatee	2
Marathon Shores, Monroe	2
Miami, Martin	2
Long Beach, Orange	2
New Port Richey, Hillsborough	2
Jena, Taylor	2
Lauderhill, Unknown	2
Labelle, Collier	2
At Large, Broward	2
Bonnie, Dade	2
Boys Ranch, Suwannee	2
Eatonville, Polk	2
Fort Pierce, Brevard	2
Graceville, Unknown	2
Port Canaveral, Brevard	2
Sarasota, Unknown	2
Sunrise, Unknown	2
Seguin, Unknown	2
Tampa, Broward	2
Tarpon Springs, Hillsborough	2
Oakland Park, Unknown	2
Orlando, Collier	2
Orlando, St. Lucie	2
Plantation Key, Monroe	2
Fl State Univ Student, Leon	2
Marysville, Dade	2
Callahan, Duval	2
Defuniak Springs, Okaloosa	2
Defuniak Springs, Unknown	2
Dade City, Unknown	2
Cibolo, Orange	2
Claysville, Hernando	2
Crescent Beach, Sarasota	2
Clermont, Polk	2
Bronx, Seminole	2
Doctors Inlet, Clay	2
Bonifay, Jackson	2

# COVID-19: characteristics of 1,931,613 Florida resident cases

Data through Mar 11, 2021 verified as of Mar 12, 2021 at 09:25 AM

Data in this report are provisional and subject to change.

The table below includes the cities and counties of residence for cases in Florida residents based on the patient's ZIP Code. Note that city is not always received as part of the initial notification and may be missing while the case is being investigated.

City and county	Cases
Bonnie, Sarasota	2
Lecanto, Marion	2
Lake Helen, Orange	2
Maitland, Leon	2
Melrose, Alachua	2
Fort Myers, Collier	2
Fort Pierce, Martin	2
West Palm Beach, Dade	2
Weston, Dade	2
Winter Park, Leon	2
Redland, Dade	2
Olustee, Baker	2
Orlando, Santa Rosa	2
Orlando, Charlotte	2
Palm Springs North, Dade	2
Miami Shores, Broward	2
Blountstown, Jackson	2
Alligator Point, Franklin	2
Coconut Creek, Unknown	2
Crawfordville, Leon	2
Eatonville, Lake	2
Hallandale Beach, Dade	2
Lawtey, Union	2
Missing, Jackson	2
Lutz, Pinellas	2
Los Angeles, Okaloosa	2
Phoenix, Lake	2
None, Dade	2
Mount Pleasant, Gadsden	2
Navarre, Okaloosa	2
West Palm Beach, Broward	2
West Villages, Sarasota	2
Zellwood, Lake	2
Upper Key Largo, Monroe	2
University Of Central Florida, Brevard	2
Seven Springs, Pasco	2
Wimauma, Manatee	2
University Of Central Florida, Palm Beach	2
University Of Central Florida, Pinellas	2
Wekiwa Springs, Seminole	2
Provo, Broward	2
Sumatra, Liberty	2
Portland, Unknown	2
Maitland, Lake	2
Hialeah Lakes, Dade	2
Hialeah, Orange	2
Moore Haven, Hendry	2
Naples, Broward	2
Cassadaga, Volusia	2
Fort Walton Beach, Walton	2
Duke Field Air Force Station, Okaloosa	2
Dunnellon, Levy	2
University Of Central Florida, Broward	2
Orlando, Okaloosa	2
Saint Teresa, Wakulla	2
Maitland, Pasco	2
Miamt, Dade	2
Ocala, Unknown	2
Madison, Unknown	2

# COVID-19: characteristics of 1,931,613 Florida resident cases

Data through Mar 11, 2021 verified as of Mar 12, 2021 at 09:25 AM

Data in this report are provisional and subject to change.

The table below includes the cities and counties of residence for cases in Florida residents based on the patient's ZIP Code. Note that city is not always received as part of the initial notification and may be missing while the case is being investigated.

City and county	Cases
Florida Power & Light Co, Dade	2
Amelia City, Nassau	2
Apopka, Unknown	2
Alligator Point, Wakulla	2
Chipley, Jackson	2
Chipley, Holmes	1
Daniel Island, Bay	1
Colorado Springs, Unknown	1
Conifer, Lee	1
Eatonville, Seminole	1
El Paso, Unknown	1
Everett, Dade	1
Dunellen, Dade	1
Destin, Unknown	1
Diamond, Highlands	1
Doral, Broward	1
Altamonte, Orange	1
Alva, Collier	1
333, Unknown	1
Allentown, Putnam	1
Apple Creek, Citrus	1
Amelia Village, Nassau	1
Barefoot Beach, Lee	1
Battle Creek, Manatee	1
Avon, Manatee	1
Aventura, Osceola	1
Bryn Mawr, Palm Beach	1
Burkeville, Brevard	1
Camden Wyoming, Duval	1
Chattanooga, Dade	1
Bear Grass, Palm Beach	1
Azalea Park, Osceola	1
Boca Raton,, Palm Beach	1
Boston, Dade	1
Brewster, Volusia	1
Fort Denaud, Glades	1
Fort Meyers, Lee	1
Fairless Hills, Broward	1
FI State Lot, Leon	1
Fortlauderdale, Unknown	1
Fortwalton Beach, Okaloosa	1
Ft Pierce, Unknown	1
Garland, Orange	1
Hilliard, Unknown	1
Homeless, Dade	1
Homer, Escambia	1
Hickory, Lee	1
Hallandate Ben, Unknown	1
Havana, Leon	1
Longwood, Orange	1
Lapeer, Manatee	1
Lauderdale Hill, Unknown	1
Lehigh Cares, Lee	1
Live Oak, Columbia	1
Loganville, Orange	1
Lake Mary, Lake	1
Knoxville, Escambia	1
Jeffersonville, Broward	1
North Miami, Broward	1

# COVID-19: characteristics of 1,931,613 Florida resident cases

Data through Mar 11, 2021 verified as of Mar 12, 2021 at 09:25 AM

Data in this report are provisional and subject to change.

The table below includes the cities and counties of residence for cases in Florida residents based on the patient's ZIP Code. Note that city is not always received as part of the initial notification and may be missing while the case is being investigated.

City and county	Cases
Ocean City, Broward	1
Old Town, Gilchrist	1
Opa Locka, Polk	1
Orem, Sarasota	1
Orem, Unknown	1
Miami Garden, Unknown	1
Middleburg, Duval	1
Midland, Osceola	1
Miami, Charlotte	1
Miamii, Dade	1
Missing, Wakulla	1
Monterey, Broward	1
Mumford, Manatee	1
N/A, Duval	1
Naples, Alachua	1
San Antonio, Dade	1
San Diego, Unknown	1
Ridgewood, Broward	1
Riverview, Manatee	1
Roseland, Palm Beach	1
Porter Ranch, Dade	1
Raiford, Bradford	1
Republic, Monroe	1
Richmond, Palm Beach	1
Oviedo, Leon	1
Palm City, Unknown	1
Ponte Vedra Beach, Orange	1
Port Orange , Volusia	1
Port Saint Lucie, Indian River	1
Plant City, Unknown	1
Pompano Beach, Alachua	1
University Of Central Florida, Hillsborough	1
University Of Central Fl, Pasco	1
Union City, Bradford	1
Village Of Palm Springs, Palm Beach	1
Virginia Beach, Alachua	1
Webster, Pasco	1
Wilbur By The Sea, Volusia	1
Willowbrook, Lee	1
Tampa, Escambia	1
Tampa, Manatee	1
Tangerine, Lake	1
Sebastian, Lake	1
Steinhatchee, Alachua	1
Sanford, Palm Beach	1
Russellville, Hillsborough	1
Saint Augustine, Okaloosa	1
Westerville, Hillsborough	1
Wilton Manors, Dade	1
Winston Salem, Unknown	1
Winter Garden, Hillsborough	1
Woodland Hills, Brevard	1
Youngstown, Calhoun	1
Yulee, Duval	1
Downers Grove, St. Lucie	1
Export, Palm Beach	1
Fdsf, Unknown	1
Felda, Palm Beach	1
Flagler Beach, Volusia	1

# COVID-19: characteristics of 1,931,613 Florida resident cases

Data through Mar 11, 2021 verified as of Mar 12, 2021 at 09:25 AM

Data in this report are provisional and subject to change.

The table below includes the cities and counties of residence for cases in Florida residents based on the patient's ZIP Code. Note that city is not always received as part of the initial notification and may be missing while the case is being investigated.

City and county	Cases
Flora, Lee	1
Fresno, Pasco	1
Fort Myers, Lake	1
Green, Clay	1
Greensburg, Orange	1
Greenville, Monroe	1
Gulf Shores, Escambia	1
Fruitland Park, Sumter	1
Fwb, Unknown	1
Gainesville, Marion	1
Gastonia, Polk	1
Clearwater, Highlands	1
Clermont, Unknown	1
Columbia, Orange	1
Coral Gables, Unknown	1
Coral Springs, Unknown	1
Cornelius, Leon	1
Crestview, Dade	1
Dade City, Polk	1
Dania, Unknown	1
Darien, Pasco	1
Arcadia, Charlotte	1
Aspen, Palm Beach	1
Atlanta, Broward	1
Aurburndale, Polk	1
Aventura, Unknown	1
Azalea Park, Sarasota	1
Bartow, Unknown	1
Biscayne Park, Broward	1
Boca Roton, Unknown	1
Alpharetta, Alachua	1
Apalachicola, Leon	1
Brooksville, Columbia	1
Bryn Mawr, Collier	1
Canfield, Duval	1
Naugatuck, Lee	1
New Vernon, Sarasota	1
New York, Broward	1
Myakka, Duval	1
Newport Beach, Palm Beach	1
North Little Rock, Palm Beach	1
Ocoee, Polk	1
Northville, Broward	1
Ocala, Indian River	1
Ocoee, Broward	1
Missing, Baker	1
Middleburg, Unknown	1
Milford, Palm Beach	1
Milford, Polk	1
Minneapolis, Broward	1
Melbourne, Orange	1
Miami Beach, Palm Beach	1
Miami Granders, Dade	1
Hilliard, Dade	1
Hollywood, Leon	1
Holt, Unknown	1
Homestead, Monroe	1
Humble, Broward	1
Havanna, Gadsden	1

# COVID-19: characteristics of 1,931,613 Florida resident cases

Data through Mar 11, 2021 verified as of Mar 12, 2021 at 09:25 AM

Data in this report are provisional and subject to change.

The table below includes the cities and counties of residence for cases in Florida residents based on the patient's ZIP Code. Note that city is not always received as part of the initial notification and may be missing while the case is being investigated.

City and county	Cases
Jan Phyl Village, Polk	1
Johns Island, Wakulla	1
Killarney, Orange	1
Knoxville, Duval	1
Maitland, Unknown	1
Lake City, Volusia	1
Los Angeles, Polk	1
Lakeland, Pasco	1
Lakewood, Unknown	1
Pound Ridge, Leon	1
Port Charlotte Fl, Unknown	1
Richmond Heights, Dade	1
Riverview, Pinellas	1
Rochester, Lee	1
Rosemary Beach, Bay	1
Saint Cloud, Orange	1
Plant City, Hendry	1
Ponce, Orange	1
Plant City, Pinellas	1
Plantation, Unknown	1
Orlando, Highlands	1
Opa Locka, Unknown	1
Orem, Nassau	1
Olando, Orange	1
Sumter Ville, Unknown	1
Tallahassee, Escambia	1
Springhill, Unknown	1
Stockbridge, Leon	1
Sullivans Island, Dade	1
Tinley Park, Lee	1
University Of Central Fl, Dade	1
Telluride, Lee	1
Tampa, Dade	1
Tampa, Lee	1
Saint Petersburg, Dade	1
San Juan, Osceola	1
San Pedro Sula, Dade	1
Sandy, Duval	1
Sevierville, Dade	1
South Otselic, Dade	1
Southampton, Palm Beach	1
West Simsbury, Collier	1
Wayne, Dade	1
Windermere, Polk	1
Winter Park, Lake	1
Tiffin, Highlands	1
Tallahassee, Duval	1
Tallahassee, Unknown	1
Tampa, Palm Beach	1
Tavares, Marion	1
Tulsa, Orange	1
Sun City Center, Hardee	1
Sunny Isles Beach, Broward	1
Spring Hill , Hernando	1
Spring Hill, Dade	1
Starke, Clay	1
Stone Mountain, Palm Beach	1
Saint Cloud, Unknown	1
Saint Johns, Unknown	1

# COVID-19: characteristics of 1,931,613 Florida resident cases

Data through Mar 11, 2021 verified as of Mar 12, 2021 at 09:25 AM

Data in this report are provisional and subject to change.

The table below includes the cities and counties of residence for cases in Florida residents based on the patient's ZIP Code. Note that city is not always received as part of the initial notification and may be missing while the case is being investigated.

City and county	Cases
Shelton, Manatee	1
Sarasota, Flagler	1
Saxis, Lee	1
Schenectady, Polk	1
Sebring, Lee	1
Zolfo Springs, Polk	1
Winter Park, Broward	1
Winter Park, Indian River	1
Winter Park, Lee	1
Westbrook, Dade	1
Wichita, Volusia	1
Washington, Unknown	1
Venice, Unknown	1
Vernon, Unknown	1
Winder Garden, Orange	1
Windermere, Leon	1
Windermere, Osceola	1
Windermere, Seminole	1
Winter Garden, Broward	1
Wells, Polk	1
Winter Garden, Pinellas	1
New Orleans, Palm Beach	1
Newark, Broward	1
Newburgh, Bay	1
Navarre, Dade	1
Middlesburg, Duval	1
North Pole, Seminole	1
North Port, Lee	1
Ocoee, Osceola	1
Okeechobee, Broward	1
Old Town, Alachua	1
Omaha, Palm Beach	1
Ona, Manatee	1
Oooooo, Unknown	1
Opa Locka, Broward	1
Orange Park , Duval	1
Orlando, Columbia	1
Orlando, Indian River	1
Orem, Broward	1
Rye, Duval	1
Saint Petersburg, St. Lucie	1
Sandford, Seminole	1
Potomac, Palm Beach	1
Rex, Duval	1
Parker, Dade	1
Parker, Leon	1
Peoria, Unknown	1
Port Everglades, Broward	1
Plantation, Orange	1
Pompano Beach, Martin	1
Palm Coast, Polk	1
Pacifica, Dade	1
Ormond Beach, Unknown	1
Oviedo, Brevard	1
Orlando, Sarasota	1
Louisville, Manatee	1
Los Angeles Ca, Unknown	1
Los Angeles, Hardee	1
Littleton, Dade	1

# COVID-19: characteristics of 1,931,613 Florida resident cases

Data through Mar 11, 2021 verified as of Mar 12, 2021 at 09:25 AM

Data in this report are provisional and subject to change.

The table below includes the cities and counties of residence for cases in Florida residents based on the patient's ZIP Code. Note that city is not always received as part of the initial notification and may be missing while the case is being investigated.

City and county	Cases
Margate, Dade	1
Marshall, Dade	1
Mary Esther, Unknown	1
Medford, Palm Beach	1
Macdill Air Force Base, Hillsborough	1
Miami Beach, Broward	1
Miami Lakes, Unknown	1
Miami, Hillsborough	1
Miami, Manatee	1
Leesburg, Marion	1
Lehigh Acres, Dade	1
Lewisburg, Pasco	1
Largo, Unknown	1
Lake City, Hamilton	1
La Grange, Dade	1
Harrison, Pinellas	1
Holly Ridge, Orange	1
Homeless, Polk	1
Homosassa, Hernando	1
Jerusalem, St. Johns	1
East Hampton, Palm Beach	1
Cypress, Leon	1
Davenport, Orange	1
Daytona Beach, Unknown	1
Deland, St. Lucie	1
Deltona, Orange	1
Fort Myers-, Lee	1
Fort Pierce, Unknown	1
Foley, Escambia	1
Gainesville, Duval	1
Granada Hills, Broward	1
Guilford, Dade	1
Hailandale, Unknown	1
Conway, Leon	1
Coventry, Broward	1
Clermont, Volusia	1
Clewiston, Glades	1
Bridgeport, Dade	1
Bronx, Palm Beach	1
Cartersville, Unknown	1
Altoona, Marion	1
Anaheim, Unknown	1
Argyle, Walton	1
Athens, Duval	1
Bogota, Orange	1
Bradenton, Dade	1
Bradenton, Osceola	1
Miami, Collier	1
Miami, St. Lucie	1
New Richmond, Volusia	1
Oakland, Leon	1
Ocala, Alachua	1
Okeechobee, St. Lucie	1
Panama City, Walton	1
Palm Coast, Duval	1
Orlando, Union	1
Oviedo, Seminole	1
Oxford, Palm Beach	1
Opalocka, Dade	1

# COVID-19: characteristics of 1,931,613 Florida resident cases

Data through Mar 11, 2021 verified as of Mar 12, 2021 at 09:25 AM

Data in this report are provisional and subject to change.

The table below includes the cities and counties of residence for cases in Florida residents based on the patient's ZIP Code. Note that city is not always received as part of the initial notification and may be missing while the case is being investigated.

City and county	Cases
North Canton, Palm Beach	1
Rio Dell, Volusia	1
Rochelle, Volusia	1
Saint Cloud, Lee	1
Saint Johns, Orange	1
San Antonio, Sarasota	1
San Antonio, Unknown	1
Sanford, Volusia	1
Perry, Leon	1
Perth Amboy, Monroe	1
Port Orange, Unknown	1
Port Saint Lucie, Orange	1
Princeton, Alachua	1
Provincetown, Collier	1
Tangerine, Seminole	1
Shannon, Collier	1
Soldotna, Broward	1
Spring Park, Alachua	1
Steinhatchee, Madison	1
South Burlington, Orange	1
Winter Park, Osceola	1
Wood River, Polk	1
Worcester, Palm Beach	1
Wheaton, Lee	1
Wilmington, Broward	1
Winter Park, Alachua	1
Wesley Chapel, Alachua	1
Umatilla, Alachua	1
University Of Central Florida, Monroe	1
Virginia Beach, Hernando	1
Waco, Broward	1
Washington, Broward	1
Tewksbury, Orange	1
Toms River, Dade	1
Grassy Key, Monroe	1
Gainesville, Baker	1
Gilmer, Dade	1
Haverford, Hillsborough	1
Herrin, Orange	1
Jacksonville, Manatee	1
Jamaica, Broward	1
Kingsland, Duval	1
Kissimmee, Brevard	1
Jupiter, Unknown	1
Jersey City, Polk	1
Miamf, Dade	1
Miami G, Dade	1
Marshall, Palm Beach	1
Marianna, Calhoun	1
Lyndhurst, Broward	1
Magnolia Square, Osceola	1
Maitland, Alachua	1
Lake In The Hills, Columbia	1
Lake Placid, Alachua	1
Lake Worth Beach, Broward	1
Lander, Citrus	1
Lemoyne, Manatee	1
Los Angeles, Palm Beach	1
Lawrence Township, Palm Beach	1

# COVID-19: characteristics of 1,931,613 Florida resident cases

Data through Mar 11, 2021 verified as of Mar 12, 2021 at 09:25 AM

Data in this report are provisional and subject to change.

The table below includes the cities and counties of residence for cases in Florida residents based on the patient's ZIP Code. Note that city is not always received as part of the initial notification and may be missing while the case is being investigated.

City and county	Cases
Las Vegas, Orange	1
Bryant, Alachua	1
Bronx, Broward	1
Buffalo, Palm Beach	1
Carol Stream, Orange	1
Castleberry, Escambia	1
Charlotte, Pasco	1
Apo, Pasco	1
Apopka, Flagler	1
99, Unknown	1
Alanson, Bay	1
Aollywoss, Dade	1
Boca Raton, Unknown	1
Bohealia, Lee	1
Blowing Rock, Polk	1
Belleair, Hillsborough	1
Dorchester, Orange	1
Deland, Polk	1
Dallas, Lee	1
De Leon Springs, Putnam	1
Dearborn, Lee	1
Floral, Escambia	1
Fanning Springs, Levy	1
Fargo, Unknown	1
Estero, Collier	1
Clear Brook, Lee	1
Crestview, Holmes	1
Cumberland, Palm Beach	1
Dade City, Hillsborough	1
College Station, Lake	1
Columbus, Brevard	1
Cookeville, Seminole	1
Crestview, Broward	1
Clearwater, Leon	1
Charlotte, Alachua	1
Dalecity, Okaloosa	1
Daytona Beach, Orange	1
Deerfield Beach, Polk	1
Crystal River, Marion	1
Crystal River, Unknown	1
Dona Vista, Lake	1
East Setauket, Palm Beach	1
El Dorado, Palm Beach	1
Fellsmere, Brevard	1
Englewood Beach, Sarasota	1
Canton, Duval	1
Cantonment, Santa Rosa	1
Cape Coral, Unknown	1
Brooklyn, Polk	1
Bryceville, Duval	1
Bradenton, Lee	1
Boca Raton, Dade	1
Boca Raton, Madison	1
Bogota, Unknown	1
Bal Harbour, Broward	1
Atlanta, Walton	1
Attalla, Broward	1
Auburn, Palm Beach	1
Autaugaville, Broward	1

# COVID-19: characteristics of 1,931,613 Florida resident cases

Data through Mar 11, 2021 verified as of Mar 12, 2021 at 09:25 AM

Data in this report are provisional and subject to change.

The table below includes the cities and counties of residence for cases in Florida residents based on the patient's ZIP Code. Note that city is not always received as part of the initial notification and may be missing while the case is being investigated.

City and county	Cases
Apopka, Volusia	1
Alachua, Suwannee	1
Alafaya, Broward	1
Alafaya, Pinellas	1
Merrick, Palm Beach	1
Metter, Manatee	1
Lake Clarke Shores, Palm Beach	1
Lake Forest, Collier	1
Miami, Osceola	1
Miamiardens, Unknown	1
Miamksaohes, Dade	1
Jacksonville, Baker	1
Jacksonville, Marion	1
Irmo, Unknown	1
Key West, Palm Beach	1
Kilgore, Dade	1
Jupiter Inlet, Palm Beach	1
Jzx, Unknown	1
Land O Lakes, Unknown	1
Lawton, Okaloosa	1
Levittown, Palm Beach	1
Lima, Manatee	1
Lima, Volusia	1
Maccleddy, Dixie	1
Madison, Jefferson	1
Maitland, Collier	1
Fleming Island, Duval	1
Florida City, Unknown	1
Fort Lauderdale, Collier	1
Gainesville, Levy	1
Glen Cove, Unknown	1
Glen Saint Mary, Duval	1
Golden Oak, Hillsborough	1
Golf, Palm Beach	1
Immokalee, Walton	1
Greensboro, Leon	1
Plantation, Leon	1
Pooler, Broward	1
Port St. Lucie, Unknown	1
Punta Gorda, Sarasota	1
Putnam, Putnam	1
Ridgewood, Lee	1
Roayl Palm Beach, Palm Beach	1
Roseville, Broward	1
Rye, Palm Beach	1
Saint Petersburg, Bay	1
Orlando, Walton	1
Oviedo, Lake	1
Pensacola, Dade	1
Panomo City, Bay	1
Parrish, Sarasota	1
Orlando, Gadsden	1
Orlando, Hernando	1
Ocala, Duval	1
Orlando, St. Johns	1
Monument, Broward	1
Mokena, Lee	1
Miami Dade, Unknown	1
Nashville, Palm Beach	1

# COVID-19: characteristics of 1,931,613 Florida resident cases

Data through Mar 11, 2021 verified as of Mar 12, 2021 at 09:25 AM

Data in this report are provisional and subject to change.

The table below includes the cities and counties of residence for cases in Florida residents based on the patient's ZIP Code. Note that city is not always received as part of the initial notification and may be missing while the case is being investigated.

City and county	Cases
Myrtle Beach, Broward	1
Morrisville, Palm Beach	1
Okeechobi, Unknown	1
Orem, Dade	1
Orlando, Citrus	1
North Brunswick, St. Lucie	1
North Grafton, Dade	1
North Lauderdale, Unknown	1
North Porte, Unknown	1
Notrealville, Polk	1
Syracuse, Unknown	1
Twentynine Palms, Broward	1
Waukesha, Volusia	1
Venezuela, Unknown	1
South Miami, Broward	1
Surprise, Unknown	1
St Cloud, Orange	1
St Helena Is, Dade	1
San Marcos, Unknown	1
Vernon, Walton	1
West Miami, Unknown	1
Whippany, Volusia	1
Xifamk, Dade	1
Windermere, Alachua	1
Winfield, Hillsborough	1
Winter Garden, Unknown	1
Winter Park, Brevard	1
Winter Park, Unknown	1
Eureka, Flagler	1
Evansville, Citrus	1
Fort Worth, Broward	1
Franklin, Orange	1
Frostproof, Highlands	1
Gainesville, Palm Beach	1
Gainesville, Santa Rosa	1
Crescent City, Marion	1
Crestview, Unknown	1
Denton, Broward	1
Destin, Bay	1
Commerce Township, Manatee	1
Coral Gables , Dade	1
Crawfordville, Alachua	1
Brownsville, Escambia	1
Bonnie, St. Johns	1
Belleair Bluffs, Unknown	1
Clearwater, Hillsborough	1
Coal City, Pasco	1
Celebration, Orange	1
Chicago, Broward	1
Choctaw Beach, Unknown	1
Austin, Dade	1
Apo, Collier	1
Big Torch Key, Monroe	1
Black, Holmes	1
Boca Raton, Lee	1
Bonifay, Unknown	1
8852 Teacher Ln, Pasco	1
Addison, Pasco	1
Apopka, Citrus	1

# COVID-19: characteristics of 1,931,613 Florida resident cases

Data through Mar 11, 2021 verified as of Mar 12, 2021 at 09:25 AM

Data in this report are provisional and subject to change.

The table below includes the cities and counties of residence for cases in Florida residents based on the patient's ZIP Code. Note that city is not always received as part of the initial notification and may be missing while the case is being investigated.

City and county	Cases
Apopka, Hillsborough	1
Arabi, Orange	1
Indianapolis, Lee	1
Jupiter, Pinellas	1
Kansas City, Palm Beach	1
Gwynn Oak, Polk	1
Lake In The Hills, Broward	1
Lake Worth, Unknown	1
Litchfield Park, Monroe	1
Littleton, St. Johns	1
Newaygo, Charlotte	1
New Canaan, Dade	1
Na, Dade	1
Naples, Leon	1
Melbourne, Volusia	1
Mattoon, Lee	1
Milford, Bay	1
Milford, Unknown	1
Los Angeles, Orange	1
Maitland, Palm Beach	1
Marianna, Leon	1
Marianna, Washington	1
Mary Esther, Hillsborough	1
Tavares, Unknown	1
Temple, Palm Beach	1
Surfside Beach, Orange	1
Tampa, Duval	1
Summerdale, Escambia	1
Sun City Center, Lee	1
Saint Charles, Orange	1
St Peterburg, Orange	1
Stiamk, Dade	1
Scottsdale, Brevard	1
Scottsdale, Palm Beach	1
Roswell, Bay	1
Ruskin, Dade	1
Ruskin, Manatee	1
Saint Petersburg, Duval	1
Saint Petersburg, Manatee	1
Port Saint Lucie, Marion	1
Port St Luice, Unknown	1
Pensacola Naval Hospital, Escambia	1
Plymouth, Pasco	1
Pass-A-Grille, Pinellas	1
Oviedo, Orange	1
Pace, Escambia	1
Painted Post, Pasco	1
Palatka, Marion	1
Okeechobee, Unknown	1
North Port, Charlotte	1
Winter Springs, Polk	1
Youngstown, Washington	1
Winnetka, Dade	1
Winter Garden, Osceola	1
Winter Haven, Osceola	1
Winter Park, Duval	1
Winter Park, Palm Beach	1
Wabasha, Clay	1
Unknown, Duval	1

# COVID-19: characteristics of 1,931,613 Florida resident cases

Data through Mar 11, 2021 verified as of Mar 12, 2021 at 09:25 AM

Data in this report are provisional and subject to change.

The table below includes the cities and counties of residence for cases in Florida residents based on the patient's ZIP Code. Note that city is not always received as part of the initial notification and may be missing while the case is being investigated.

City and county	Cases
Upland, Manatee	1
West Hollywood, Broward	1
Wakefield, Broward	1
Waverly, Duval	1
Weston, Unknown	1
Wildwood, Lee	1
Willington, Lee	1
Windermere, Volusia	1
Wtixrat, Dade	1
Westlake Village, Unknown	1
White Plains, Broward	1
Whites Creek, Leon	1
Watersound, Bay	1
University Of Central Florida, Lee	1
Unk, Duval	1
Ventura, Orange	1
Pembroke Pines, Orange	1
Pensacola, Sumter	1
Perth Amboy, Hillsborough	1
Puerto Rico, Unknown	1
Punta Gorda, Unknown	1
Randolph, Orange	1
Rivera Beach, Palm Beach	1
Port Orange, Brevard	1
Powell, Lee	1
Orlando, Jackson	1
Paducah, Manatee	1
Palm Coast, Unknown	1
Oldsra, Manatee	1
Newberry, Levy	1
Saint Petersburg, Charlotte	1
Saint Augustine, Flagler	1
Seffener, Hillsborough	1
Seminole, Lee	1
Sunrise, Dade	1
Tallahassee, Madison	1
Trenton, Dixie	1
Unknown, Unknown	1
Toms River, Lee	1
Tourist, Dade	1
Stratford, Broward	1
Crossings, Unknown	1
Davenport, Lake	1
Davie, Unknown	1
Dayton, Orange	1
Edgewood, Broward	1
Elkton, Putnam	1
Chesterfield, Broward	1
Carteret, Polk	1
Cincinnati, Dade	1
Connellsville, Highlands	1
Armstrong, St. Johns	1
Atl, Brevard	1
Alva, Escambia	1
Andalusia, Escambia	1
Arcadia, Highlands	1
Baker, Santa Rosa	1
Belleville, Palm Beach	1
Belmont, Santa Rosa	1

# COVID-19: characteristics of 1,931,613 Florida resident cases

Data through Mar 11, 2021 verified as of Mar 12, 2021 at 09:25 AM

Data in this report are provisional and subject to change.

The table below includes the cities and counties of residence for cases in Florida residents based on the patient's ZIP Code. Note that city is not always received as part of the initial notification and may be missing while the case is being investigated.

City and county	Cases
Blountstown, Broward	1
Bronson, Alachua	1
Brooker, Alachua	1
Bradenton, Clay	1
Brandon, Pinellas	1
Bonita, Lee	1
Bocaraten, Palm Beach	1
Hudson, Pinellas	1
Hoosick Falls, Broward	1
Indian Rock Beach, Palm Beach	1
Interlachen, Duval	1
Kure Beach, Monroe	1
Lakeland, Palm Beach	1
Floral, Okaloosa	1
Forestville, Volusia	1
Gibsonton, Unknown	1
Gainesville, Okaloosa	1
Gainesville, Unknown	1
Greenbrier, Bay	1
Groveland, Orange	1
Hialeahgardens, Dade	1
Hiram, Leon	1
Longwood, Broward	1
Lucedale, St. Lucie	1
Mayaguez, Dade	1
Macclenny, Duval	1
Mantua, Broward	1
Middletown, Osceola	1
North Laud, Unknown	1
Ocala, Citrus	1
Ocoee, Unknown	1
Odessa, Dade	1
New Vernon, Palm Beach	1
Monroe, Hillsborough	1
Missing, Gilchrist	1
Mckinney, Broward	1
Miamc, Dade	1
Matawan, Palm Beach	1
Milford, Lee	1
Missing, Levy	1
Missing, Okeechobee	1
Monroe Township, Palm Beach	1
Moore Haven, Okeechobee	1
Morrisville, Unknown	1
Longwood, Volusia	1
Ldhl, Broward	1
Lincoln, St. Lucie	1
Little Neck, Lee	1
Lake Butler, Alachua	1
Knoxville, Bay	1
Las Vegas, Palm Beach	1
Homeless, Monroe	1
Homeless, Pinellas	1
Howell, Dade	1
Hudson, Hernando	1
Hoclywsod, Dade	1
Holiday, Pinellas	1
Indian Rocks Beach, Duval	1
Indiantown, Palm Beach	1

# COVID-19: characteristics of 1,931,613 Florida resident cases

Data through Mar 11, 2021 verified as of Mar 12, 2021 at 09:25 AM

Data in this report are provisional and subject to change.

The table below includes the cities and counties of residence for cases in Florida residents based on the patient's ZIP Code. Note that city is not always received as part of the initial notification and may be missing while the case is being investigated.

City and county	Cases
Inglewood, Sarasota	1
Inverness, Marion	1
Inwood, Broward	1
Irvine, Marion	1
Istachatta, Hernando	1
Jupiter, St. Lucie	1
Kenilworth, Leon	1
Jacksonville, Orange	1
Jefferson, Dade	1
Jonesboro, Leon	1
Kingsland, Nassau	1
Key West, Duval	1
Keys West, Unknown	1
Carmel, Orange	1
Cedar Springs, Hernando	1
Chicago, Unknown	1
Coconut Ck, Unknown	1
Dallas, Hernando	1
Dayton, Lake	1
Daytona Beach, Pinellas	1
Dearborn, Broward	1
Deer Park, Dade	1
Brooklyn, Dade	1
Brooklyn, Lee	1
Caracas, Dade	1
Bonnie, Broward	1
Boston, Broward	1
Bel Air, Collier	1
O, Manatee	1
Alachua, Duval	1
Alpharetta, Broward	1
Apopka, Clay	1
Asheville, Highlands	1
Astoria, Broward	1
Atmore, Escambia	1
Bartow, Hardee	1
Downingtown, Broward	1
Downingtown, Hillsborough	1
Dpo, Santa Rosa	1
Dunedin, Unknown	1
Deerfield, Dade	1
Deland, Seminole	1
Deltona, Seminole	1
Fort Lauderdale, Leon	1
Fort Myers, Sarasota	1
Fort Pierce, Palm Beach	1
Fort White, Clay	1
East Palatka, Hillsborough	1
Eastpoint, Leon	1
Garden City, Alachua	1
Gaylord, Orange	1
Gotcha, Orange	1
Greensburg, Palm Beach	1
Erie, Monroe	1
Hallandale, Unknown	1
Haines City, Osceola	1
Hernando, Marion	1
Hialeah, Collier	1
Helen, Bay	1

# COVID-19: characteristics of 1,931,613 Florida resident cases

Data through Mar 11, 2021 verified as of Mar 12, 2021 at 09:25 AM

Data in this report are provisional and subject to change.

The table below includes the cities and counties of residence for cases in Florida residents based on the patient's ZIP Code. Note that city is not always received as part of the initial notification and may be missing while the case is being investigated.

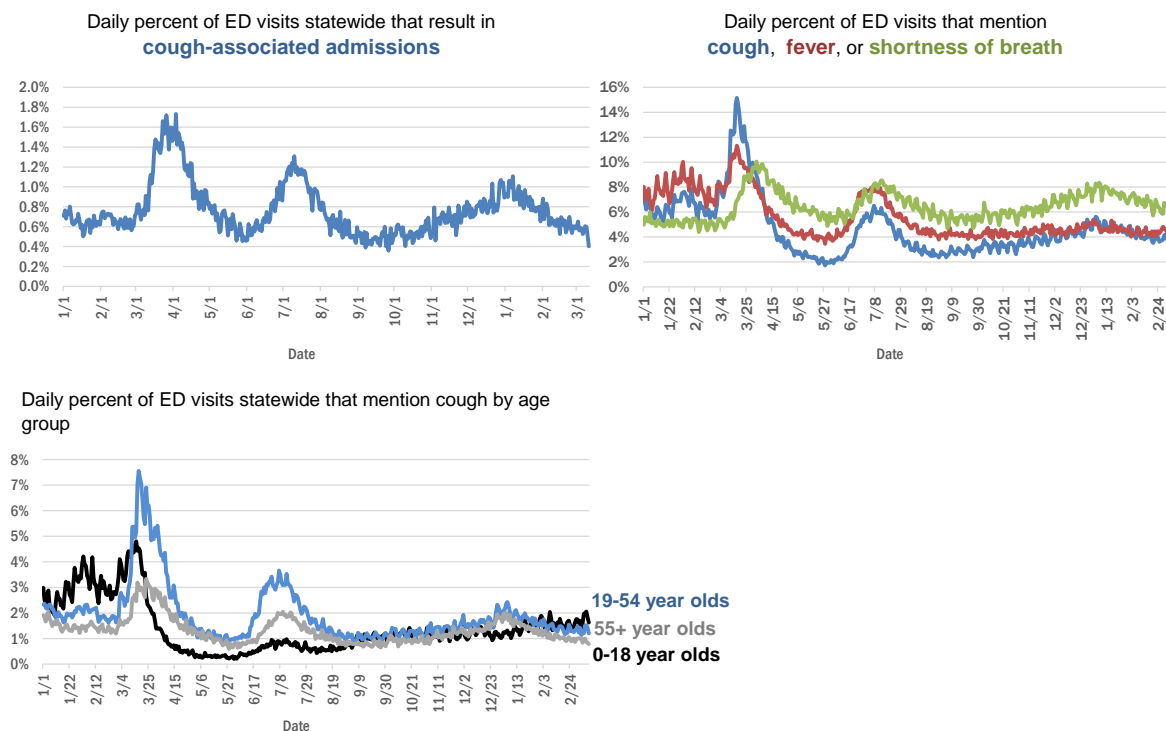
City and county	Cases
Winter Garden, Duval	1
Woodbine, Nassau	1
Yulee, St. Johns	1
Zephyrhills, Hillsborough	1
West Apim Beach, Palm Beach	1
West Yarmouth, St. Lucie	1
Tavares, Orange	1
Tequesta, Martin	1
Topsham, Manatee	1
Town Of Nocatee, St. Johns	1
Troy, Manatee	1
Unkn, Duval	1
Syracuse, Polk	1
Tallahassee, Dade	1
Tamarac, Dade	1
Waipahu, Santa Rosa	1
Ward, Polk	1
Wellborn, Columbia	1
Sunbright, Palm Beach	1
Venetian Islands, Dade	1
Prattville, Hillsborough	1
Prestonsburg, Bay	1
Quincy, Jackson	1
Rapid City, Broward	1
Palmetto Bay, Palm Beach	1
Russellville, Bay	1
Sagamore Beach, Charlotte	1
Saint Cloud, Palm Beach	1
Saint Joseph, Volusia	1
San Antonio, Orange	1
Shalimar, Unknown	1
Shirley, Flagler	1
Suitland, Volusia	1
Sanford, Unknown	1
Seminole, Leon	1
Myakka City, Sarasota	1
New Middletown, Hillsborough	1
New Port Richey, Pinellas	1
New Port Richey, Unknown	1
Newberry, Marion	1
Oldsmar, Hillsborough	1
Olean, Alachua	1
North Palm Beach, Orange	1
Northport, Sarasota	1
Oakland, Lee	1
Petersburg, Manatee	1
Piasa, Putnam	1
Palmetto, Pasco	1
Parma, Manatee	1
Pass-A-Grille Beach, Pinellas	1
Palm Beach Gardens, Unknown	1
Orlo Vista, Orange	1
Other, Dade	1
<b>Total</b>	<b>1,931,613</b>

# COVID-19: additional surveillance information

Data through Mar 11, 2021 verified as of Mar 12, 2021 at 09:25 AM

Data in this report are provisional and subject to change.

## Statewide emergency department (ED) chief complaint and admission data



The Electronic Surveillance System for the Early Notification of Community-Based Epidemics (ESSENCE-FL) includes chief complaint data from 211 of 211 Florida EDs. Data are transmitted electronically to ESSENCE-FL daily or hourly.

# COVID-19: testing by laboratory

Data through Mar 11, 2021 verified as of Mar 12, 2021 at 09:25 AM

Data in this report are provisional and subject to change.

The numbers in the table below represent the number of Florida and non-Florida residents for whom test results were received by the Department of Health. A person can be tested by more than one laboratory and can have both positive and negative results. **Therefore, the sum of the numbers in each column will be larger than the total number of people tested.**

Reporting lab	Inconclusive	Negative	Positive	Percent positive	Total
LABORATORY CORPORATION OF AMERICA	2,527	1,594,544	217,559	12%	1,814,630
CURATIVE LABS	14,447	1,540,543	233,688	13%	1,788,678
QUEST DIAGNOSTICS	11,752	1,354,378	199,732	13%	1,565,862
BIO REFERENCE LABORATORIES, INC	7,566	925,398	177,845	16%	1,110,809
HELIX	8,600	626,574	109,898	15%	745,072
REALTOX LABS LLC	6,419	589,950	97,057	14%	693,426
NOMI_HEALTH	2,642	428,666	59,609	12%	490,917
RCA LABORATORY SERVICES, LLC/GENETWORX		395,914	42,720	10%	438,634
GENETWORX	661	390,597	32,965	8%	424,223
CDR MAGUIRE - HEALTH CARE CENTER		338,623	51,548	13%	390,171
IMPACT HEALTH BIOMETRIC TESTING, INC	1,041	217,970	25,705	11%	244,716
EAST FLORIDA STATE COLLEGE - BREVARD		212,886	26,986	11%	239,872
PWNHEALTH	1,498	199,685	27,071	12%	228,254
PALM BEACH BALLPARK		202,268	20,296	9%	222,564
BPHL-JACKSONVILLE	18	184,276	32,091	15%	216,385
NOMI HEALTH LAB SERVICES		172,673	19,902	10%	192,575
ADVENTHEALTH LAB	99	159,933	20,673	11%	180,705
MAKO GENOMICS	7,656	137,893	25,173	15%	170,722
CB SMITH PARK		150,116	18,792	11%	168,908
FULGENT DIAGNOSTICS LABORATORY	3,214	148,882	16,660	10%	168,756
BPHL-MIAMI	225	140,725	23,611	14%	164,561
MAYO CLINIC LABORATORIES	335	137,829	17,398	11%	155,562
ELABNETWORK	1,059	138,080	11,797	8%	150,936
BAYCARE LABORATORIES LLC	587	130,605	11,372	8%	142,564
MEMORIAL REGIONAL HOSPITAL SOUTH	25	113,409	23,277	17%	136,711
ASCENSION SACRED HEART HOSPITAL - PENSACOLA	2	113,721	17,823	14%	131,546
ORLANDO HEALTH SYSTEM	682	115,643	11,986	9%	128,311
NORTHWEST LABORATORY	246	121,077	6,474	5%	127,797
BIOCOLLECTIONS WORLDWIDE, INC	737	109,550	13,429	11%	123,716
ADVENT HEALTH LAB	112	101,258	13,956	12%	115,326
MEDICAL DIAGNOSTIC LABORATORIES	976	98,579	14,219	12%	113,774
AEGIS SCIENCES CORPORATION	923	93,338	15,865	14%	110,126
AKESOGEN		90,864	17,591	16%	108,455
TESTING MATTERS INC	715	90,843	15,854	15%	107,412
BPHL-TAMPA (SPECTRUM BLVD)	45	89,695	16,524	16%	106,264
UF HEALTH MEDICAL LAB	33	96,723	9,043	9%	105,799
TAMPA GENERAL HOSPITAL	4	91,129	8,726	9%	99,859
KORVALABS, INC	1,285	91,529	4,701	5%	97,515
DIATHERIX LABORATORIES (VRL EUROFINS)		83,822	12,470	13%	96,292
SUNPATH MEDICAL DIAGNOSTICS LABORATORY	821	77,889	11,983	13%	90,693
BAPTIST HEALTH SOUTH FLORIDA	360	76,148	11,743	13%	88,251
ASCENSION ST VINCENT'S - RIVERSIDE	1	70,104	10,018	13%	80,123
JACKSON MEMORIAL HOSPITAL CLINICAL LAB	79	62,344	11,376	15%	73,799
SOUTH MIAMI HOSPITAL LAB	440	63,723	9,162	12%	73,325
LAKELAND REGIONAL MEDICAL CENTER	129	64,609	8,526	12%	73,264
UF HEALTH SHANDS HOSPITAL	478	60,379	4,471	7%	65,328

# COVID-19: testing by laboratory

Data through Mar 11, 2021 verified as of Mar 12, 2021 at 09:25 AM

Data in this report are provisional and subject to change.

The numbers in the table below represent the number of Florida and non-Florida residents for whom test results were received by the Department of Health. A person can be tested by more than one laboratory and can have both positive and negative results. **Therefore, the sum of the numbers in each column will be larger than the total number of people tested.**

Reporting lab	Inconclusive	Negative	Positive	Percent positive	Total
AMERICAN HEALTH ASSOCIATES	9	59,840	5,148	8%	64,997
INGENIOUS PERSONALIZED MEDICINE	203	51,652	10,581	17%	62,436
AIT LABORATORIES		52,558	6,426	11%	58,984
ARUP LABORATORIES	16	50,076	2,923	6%	53,015
APPLIED INGENUITY DIAGNOSTICS LLC		50,478	2,238	4%	52,716
BAPTIST HEALTH - JACKSONVILLE	4	48,227	3,909	7%	52,140
GENESIS REFERENCE LABORATORIES		45,833	5,094	10%	50,927
TALLAHASSEE MEMORIAL HOSPITAL	240	43,740	5,476	11%	49,456
SARASOTA MEMORIAL HOSPITAL MAIN LAB	12	42,113	3,675	8%	45,800
VIRACOR EUROFINS		35,566	9,816	22%	45,382
MINUTECLINIC LLC		38,271	6,464	14%	44,735
ADVENTIST HEALTH SYSTEMS SUNBELT INC DBA		39,875	4,701	11%	44,576
BROWARD GENERAL MEDICAL CENTER-CLINICAL LAB	2	40,102	4,387	10%	44,491
NICKLAUS CHILDREN'S HOSPITAL	70	37,779	5,111	12%	42,960
FLORIDA HOSPITAL - TAMPA	37	39,380	3,296	8%	42,713
MILLENNIUM PHYSICIAN GROUP	17	34,676	6,715	16%	41,408
LEE HEALTH - CAPE CORAL HOSPITAL	3	34,138	5,579	14%	39,720
DWIC OF TAMPA BAY INC		35,005	4,333	11%	39,338
UNIVERSITY OF MIAMI HOSPITAL	134	35,477	3,636	9%	39,247
UF HEALTH JACKSONVILLE	51	33,613	3,943	10%	37,607
ORANGE COUNTY CONVENTION CENTER		33,330	3,703	10%	37,033
MEDFAST URGENT CARE CENTERS, LLC	20	31,764	4,772	13%	36,556
ECCO LAB GROUP CO	517	31,217	4,621	13%	36,355
MIAMI DADE COUNTY		32,091	3,527	10%	35,618
WALGREENS	35	29,481	5,448	16%	34,964
NORTH FLORIDA REGIONAL MEDICAL CENTER		28,797	3,432	11%	32,229
MOUNT SINAI MEDICAL CENTER	10	28,747	3,106	10%	31,863
ST JOSEPHS HOSPITAL LABORATORY	23	27,585	3,573	11%	31,181
INTEGRATED REGIONAL LABORATORIES LLP	1	26,990	4,058	13%	31,049
BRANDON REGIONAL HOSPITAL		27,391	3,578	12%	30,969
JUPITER MEDICAL CENTER LAB	82	27,827	2,718	9%	30,627
STS LAB 2 LLC	6	28,673	1,498	5%	30,177
GENESIS MEDICAL LABORATORY	387	23,564	4,397	16%	28,348
JFK MEDICAL CENTER LAB	1	24,838	3,214	11%	28,053
NIGHT LITE PEDIATRIC CENTER LLC		25,030	2,759	10%	27,789
PALMETTO GENERAL HOSPITAL LAB	3	23,032	4,627	17%	27,662
WATSON CLINIC LLP		22,075	5,097	19%	27,172
HOLY CROSS HOSPITAL CLINICAL LAB	1	24,213	2,291	9%	26,505
MALABAR MEDICAL WALK IN CLINIC	1	21,605	4,324	17%	25,930
HEALTHLINK DIAGNOSTIC LABORATORIES	290	22,845	2,366	9%	25,501
AVENTUS BIO LABS	16	21,806	3,179	13%	25,001
ACCESS DX LABORATORY	224	22,228	2,088	9%	24,540
INFINITY BIOLOGIX LLC (GINKO BIOWORKS)	88	23,166	1,075	4%	24,329
MORTON PLANT HOSPITAL-ADLER INSTITUTE	26	20,835	2,512	11%	23,373

# COVID-19: testing by laboratory

Data through Mar 11, 2021 verified as of Mar 12, 2021 at 09:25 AM

Data in this report are provisional and subject to change.

The numbers in the table below represent the number of Florida and non-Florida residents for whom test results were received by the Department of Health. A person can be tested by more than one laboratory and can have both positive and negative results. **Therefore, the sum of the numbers in each column will be larger than the total number of people tested.**

Reporting lab	Inconclusive	Negative	Positive	Percent positive	Total
PANCARE OF FLORIDA INC		20,439	2,488	11%	22,927
STATLAB_MOBILE	1	20,296	2,048	9%	22,345
LAB DIAGNOSTICS LLC	391	16,528	5,325	24%	22,244
DRS CLACK SPENCER WHITE & MCCORMACK PA D/B/A		19,888	2,014	9%	21,902
NAPLES COMMUNITY HOSPITAL	72	19,583	2,023	9%	21,678
SAINT MARY'S MEDICAL CENTER	24	19,267	2,235	10%	21,526
UNITED CLINICAL LABORATORY LLC	3	18,412	2,419	12%	20,834
CLEVELAND CLINIC HOSPITAL LAB	4	18,508	2,309	11%	20,821
PATIENTS FIRST LAKE ELLA MEDICAL CENTER PA		17,503	3,252	16%	20,755
ADVENT HEALTH - DAYTONA BEACH	32	18,890	1,696	8%	20,618
EXACT SCIENCES LABORATORIES		18,177	2,307	11%	20,484
CLEVELAND CLINIC TRADITION HOSPITAL		18,883	1,382	7%	20,265
BAYFRONT HEALTH - ST PETERSBURG	17	16,958	2,402	12%	19,377
OSCEOLA REGIONAL MEDICAL CENTER	1	16,307	2,304	12%	18,612
LEESBURG REGIONAL MEDICAL CENTER		16,076	2,216	12%	18,292
AMELIA EARHART		15,579	2,409	13%	17,988
HOMESTEAD HOSPITAL CLINICAL LABORATORY	27	14,634	3,147	18%	17,808
MEMORIAL HOSPITAL JACKSONVILLE	8	14,756	2,740	16%	17,504
HEALTH CENTER AT SINAI RESIDENCES		16,930	506	3%	17,436
CLARITY LAB SOLUTIONS	93	15,290	1,866	11%	17,249
BIOCERNA LABS	461	14,582	2,112	12%	17,155
NORTHWEST MEDICAL CENTER	1	14,891	2,085	12%	16,977
ORANGE PARK MEDICAL CENTER	9	13,962	2,633	16%	16,604
INDIAN RIVER PATHOLOGY LLC		15,242	1,260	8%	16,502
WELLINGTON REGIONAL MED CTR LAB	6	14,468	1,795	11%	16,269
BETHESDA HOSPITAL EAST		14,627	1,485	9%	16,112
ACCESS MEDICAL LABORATORIES	4	8,227	7,844	49%	16,075
OAK HILL HOSPITAL		14,242	1,794	11%	16,036
DELRAY MEDICAL CENTER LAB	3	14,345	1,647	10%	15,995
VISTA CLINICAL DIAGNOSTICS	483	13,568	1,761	11%	15,812
FULGENT DIAGNOSTICS	170	14,543	980	6%	15,693
LAWNWOOD REGIONAL MEDICAL CENTER	1	13,481	2,175	14%	15,657
WEST KENDALL BAPTIST HOSPITAL	13	12,579	2,913	19%	15,505
MEMORIAL REGIONAL HOSPITAL CLINICAL LABORATORY	10	14,406	988	6%	15,404
BAPTIST HEALTH - SOUTH		13,802	1,194	8%	14,996
THE HEALTHCARE DISTRICT OF PALM BEACH COUNTY	48	13,026	1,882	13%	14,956
BAPTIST HEALTHCARE - BAPTIST HOSPITAL	5	11,733	3,150	21%	14,888
LARGO MEDICAL CENTER		13,224	1,618	11%	14,842
PRIVA PATH LABS	77	13,769	950	6%	14,796
WINTER HAVEN HOSPITAL CLINICAL LABORATORY	4	12,469	2,235	15%	14,708
LEE HEALTH - LEE MEMORIAL HOSPITAL		11,056	3,595	25%	14,651
UHEALTH CORAL GABLES/LENNAR MED CTR	36	13,631	918	6%	14,585
ADVENTHEALTH CENTRA CARE LAKE BUENA VISTA		12,861	1,667	11%	14,528
INDIAN RIVER MEDICAL CENTER LAB		13,669	852	6%	14,521

# COVID-19: testing by laboratory

Data through Mar 11, 2021 verified as of Mar 12, 2021 at 09:25 AM

Data in this report are provisional and subject to change.

The numbers in the table below represent the number of Florida and non-Florida residents for whom test results were received by the Department of Health. A person can be tested by more than one laboratory and can have both positive and negative results. **Therefore, the sum of the numbers in each column will be larger than the total number of people tested.**

Reporting lab	Inconclusive	Negative	Positive	Percent positive	Total
NONA SCIENTIFIC	5	11,203	3,129	22%	14,337
CARDIOPATH	84	12,272	1,821	13%	14,177
WEST FLORIDA HOSPITAL LAB	1	11,154	3,013	21%	14,168
MEDRITE MEDICAL CARE, PC	6,647	6,789	636	5%	14,072
MOLECULAR INFECTIOUS DISEASES	495	13,004	454	3%	13,953
MEDICAL CENTER OF TRINITY CLINICAL LABORATORY	2	12,466	1,443	10%	13,911
PALMS WEST HOSPITAL LAB	2	11,907	1,912	14%	13,821
NEMOURS CHILDRENS HOSPITAL	1	12,929	768	6%	13,698
GOOD SAMARITAN MEDICAL CENTER LAB	2	11,780	1,744	13%	13,526
WESTSIDE REGIONAL MED CTR	2	11,511	1,966	15%	13,479
MERCY HOSPITAL A CAMPUS OF PLANTATION GEN HOSP LAB	1	11,253	2,039	15%	13,293
REGIONAL MEDICAL CENTER BAYONET POINT	2	11,963	1,033	8%	12,998
GULF COAST MEDICAL CENTER MICROLAB		10,120	2,756	21%	12,876
THE VILLAGES REGIONAL HOSPITAL		11,509	1,330	10%	12,839
ST ANTHONY'S HOSPITAL LAB	30	11,080	1,531	12%	12,641
AVENTURA HOSPITAL LAB		9,964	2,313	19%	12,277
CAPITAL REGIONAL MEDICAL CTR		9,886	2,366	19%	12,252
CORAL GABLES HOSPITAL CLINICAL LABORATORY		10,352	1,895	15%	12,247
LAKE CITY HM		11,147	988	8%	12,135
HALIFAX MEDICAL CENTER LAB	37	10,255	1,756	15%	12,048
BINAXNOW	9	9,174	2,856	24%	12,039
BLAKE MEDICAL CENTER		10,537	1,482	12%	12,019
WEST BOCA MEDICAL CENTER LAB		11,096	890	7%	11,986
FLORIDA HOSPITAL WATERMAN LABORATORY	70	10,997	862	7%	11,929
BAPTIST HEALTH SOUTH FLORIDA - WEST KENDALL URGENT CARE		9,997	1,929	16%	11,926
PWN HEALTH	17	9,797	2,074	17%	11,888
GENOVA DIAGNOSTICS LABORATORY	63	10,747	1,053	9%	11,863
SYNERGY DIAGNOSTIC LABORATORY	96	10,376	1,329	11%	11,801
MANATEE MEMORIAL HOSPITAL		10,774	1,018	9%	11,792
NATIONWIDE LABORATORY SERVICES INC	399	9,938	1,445	12%	11,782
ST JOSEPHS HOSPITAL	18	10,146	1,599	14%	11,763
FLORIDA LABORATORY ANALYSIS		10,278	1,478	13%	11,756
LABS ASAP LLC		10,606	1,145	10%	11,751
LEE HEALTH - HEALTH PARK MEDICAL CENTER		9,872	1,860	16%	11,732
ST MARKS HOSPITAL LABORATORY B	78	10,627	1,002	9%	11,707
PATHNOSTICS	41	9,126	2,387	21%	11,554
PALM BEACH GARDENS MEDICAL CTR LAB		10,403	1,128	10%	11,531
PRECISION HEALTH RESOURCES LLC		10,768	720	6%	11,488
COAST DIAGNOSTICS LLC	45	10,057	1,232	11%	11,334
LARKIN COMMUNITY HOSPITAL	10	9,831	1,473	13%	11,314
MIAMI BEACH CONVENTION CENTER		10,634	550	5%	11,184
LAKE CITY MEDICAL CENTER		8,778	2,189	20%	10,967
MEASE COUNTRYSIDE LAB	14	9,741	1,200	11%	10,955
FLORIDA HOSPITAL HEARTLAND MED CTR CLINICAL LAB	33	9,487	1,410	13%	10,930
VIKOR SCIENTIFIC	49	8,989	1,802	17%	10,840
PLANTATION GENERAL HOSPITAL		9,115	1,658	15%	10,773

# COVID-19: testing by laboratory

Data through Mar 11, 2021 verified as of Mar 12, 2021 at 09:25 AM

Data in this report are provisional and subject to change.

The numbers in the table below represent the number of Florida and non-Florida residents for whom test results were received by the Department of Health. A person can be tested by more than one laboratory and can have both positive and negative results. **Therefore, the sum of the numbers in each column will be larger than the total number of people tested.**

Reporting lab	Inconclusive	Negative	Positive	Percent positive	Total
ADVENT HEALTH - WESLEY CHAPEL	14	9,500	985	9%	10,499
EXPRESS GENE MOLECULAR DIAGNOSTICS LABORATORY		9,013	1,428	14%	10,441
LARKIN COMMUNITY HOSPITAL INC DBA CARDIOTROPIC		6,819	3,620	35%	10,439
FLORIDA MEDICAL CENTER - A CAMPUS OF NORTH SHORE	2	9,123	1,261	12%	10,386
DOCTORS HOSPITAL	7	8,601	1,657	16%	10,265
AMERICAN FAMILY CARE	1	5,852	4,376	43%	10,229
CENTRAL FLORIDA REGIONAL HOSPITAL		9,168	1,061	10%	10,229
SARKIS CLINICAL TRIALS	25	8,831	1,266	13%	10,122
LEON MEDICAL CENTERS LLC		7,997	2,116	21%	10,113
NORTHSIDE HOSPITAL AND HEART INSTITUTE		9,042	1,009	10%	10,051
CORAL SPRINGS MED CTR		8,907	961	10%	9,868
SRQ DRIVE THROUGH		8,944	905	9%	9,849
ADVENTHEALTH CENTRA CARE WATERFORD LAKES		8,259	1,588	16%	9,847
LABSTAT LLC	9	9,382	443	5%	9,834
CernerELR_Advent		8,528	1,290	13%	9,818
NCF DIAGNOSTICS & DNA TECHNOLOGIES LAB	161	9,127	511	5%	9,799
JOHNS HOPKINS ALL CHILDREN'S HOSPITAL		9,131	643	7%	9,774
AVECINA	20	8,997	702	7%	9,719
FLORIDA HOSPITAL DELAND	10	8,491	1,205	12%	9,706
P4 CLINICAL, LLC	204	8,527	958	10%	9,689
AVECINA MEDICAL	4	6,203	3,468	36%	9,675
PALM BEACH BALL PARK		8,606	1,021	11%	9,627
BOSTON HEART DIAGNOSTICS CORP		8,273	1,199	13%	9,472
BAPTIST HEALTH SOUTH FLORIDA - COUNTRY WALK URGENT CARE		7,713	1,600	17%	9,313
WEST PALM HOSPITAL LAB		8,516	741	8%	9,257
HEALTHQUEST ESOTERICS		7,711	1,429	16%	9,140
OCALA REGIONAL MEDICAL CENTER		7,886	1,187	13%	9,073
ADVENTHEALTH CENTRA CARE ST CLOUD	1	7,821	1,244	14%	9,066
MEDARBOR DIAGNOSTICS	1	7,900	1,124	12%	9,025
CERNERELR_BAYCARE	43	8,320	616	7%	8,979
BROWARD HEALTH NORTH CLINICAL LABORATORY		7,949	1,019	11%	8,968
INFORM DIAGNOSTICS, INC		8,407	503	6%	8,910
NORTH SHORE MEDICAL CENTER		7,397	1,507	17%	8,904
FLORIDA HOSPITAL FLAGLER	29	8,049	813	9%	8,891
SYNERGY LABORATORIES	30	7,644	1,110	13%	8,784
FLORIDA HOSPITAL ZEPHYRHILLS	10	7,809	964	11%	8,783
LEE HEALTH - GULF COAST MEDICAL CENTER	2	7,027	1,724	20%	8,753
FLORIDA HOSPITAL OF CARROLLWOOD	23	7,412	1,193	14%	8,628
H LEE MOFFITT CANCER CENTER LABORATORY	1	8,220	226	3%	8,447
AVECINA MEDICAL OAKLEAF	3	6,977	1,330	16%	8,310
SANTA ROSA MEDICAL CENTER		6,875	1,431	17%	8,306
CLEVELAND CLINIC MARTIN SOUTH HOSPITAL	1	7,338	900	11%	8,239
BAPTIST HEALTH - BEACHES		7,566	647	8%	8,213
CERNERELR_BAPTISTMIAMI	31	7,313	862	11%	8,206
SOUTH BAY HOSPITAL CLINICAL LAB	1	7,319	878	11%	8,198
BAPTIST HEALTH SOUTH FLORIDA - MIAMI LAKES URGENT CARE		6,361	1,724	21%	8,085

# COVID-19: testing by laboratory

Data through Mar 11, 2021 verified as of Mar 12, 2021 at 09:25 AM

Data in this report are provisional and subject to change.

The numbers in the table below represent the number of Florida and non-Florida residents for whom test results were received by the Department of Health. A person can be tested by more than one laboratory and can have both positive and negative results. **Therefore, the sum of the numbers in each column will be larger than the total number of people tested.**

Reporting lab	Inconclusive	Negative	Positive	Percent positive	Total
BAYCARE COMMUNITY HEALTH		7,844	191	2%	8,035
GENE BY GENE, GENOMICS RESEARCH CENTER LAB	44	7,489	492	6%	8,025
MEMORIAL HOSPITAL WEST LABORATORY SERVICES	14	7,252	723	9%	7,989
POINCIANA MEDICAL CENTER		6,252	1,723	22%	7,975
ANNE BATES LEACH EYE HOSPITAL/ ABLEH MICROBIOLOGY LABORATORY	9	7,800	110	1%	7,919
ISPM LABS, LLC DBA CAPSTONE DIAGNOSTICS, LLC		7,408	385	5%	7,793
MEMORIAL HOSPITAL MICRO		7,239	519	7%	7,758
CLEVELAND CLINIC MARTIN NORTH HOSPITAL		6,868	887	11%	7,755
ADVENTHEALTH CENTRA CARE CLERMONT		6,629	1,065	14%	7,694
WEST MARION COMMUNITY HOSPITAL LAB		6,365	1,293	17%	7,658
KD MEDICAL CHOICE LLC	5	6,915	726	9%	7,646
ADVENTHEALTH CENTRA CARE UNIVERSITY	1	6,777	849	11%	7,627
NCH NORTH NAPLES HOSPITAL LAB	15	6,733	830	11%	7,578
ST LUCIE MEDICAL CENTER		6,071	1,448	19%	7,519
ADVENTHEALTH CENTRA CARE WINTER PARK		6,714	732	10%	7,446
ADVENTHEALTH CENTRA CARE WINTER GARDEN	1	6,611	812	11%	7,424
LAKEWOOD RANCH MEDICAL CENTER		6,808	584	8%	7,392
MORTON PLANT-MEASE	5	6,669	697	9%	7,371
ARCPOINT LABS OF FORT MYERS	4	6,438	899	12%	7,341
FLORIDA HOSPITAL FISH MEMORIAL	19	6,223	1,087	15%	7,329
ADVENTHEALTH CENTRA CARE LAKELAND	1	6,173	928	13%	7,102
INDIAN RIVER MEDICAL CENTER		6,142	907	13%	7,049
BAPTIST HEALTH SOUTH FLORIDA - WESTCHESTER URGENT CARE		5,766	1,257	18%	7,023
FLORIDA HOSPITAL Ocala		6,033	925	13%	6,958
NCH DOWNTOWN NAPLES HOSPITAL	15	6,295	628	9%	6,938
ADVENTHEALTH CENTRA CARE LEE ROAD		6,165	699	10%	6,864
ADVENTHEALTH CENTRA CARE DR PHILLIPS		6,187	657	10%	6,844
LUMINUS DIAGNOSTICS		6,274	554	8%	6,828
HIALEAH HOSPITAL	4	5,295	1,501	22%	6,800
AVERO DIAGNOSTICS - IRVING	11	6,263	471	7%	6,745
BAPTIST HEALTH SOUTH FLORIDA - DORAL URGENT CARE		5,395	1,326	20%	6,721
ATLANTIS URGENT CARE	8	5,051	1,609	24%	6,668
MEDEXPRESS URGENT CARE	2	4,521	2,091	32%	6,614
VISTA CLINICAL	8	3,875	2,712	41%	6,595
ADVENTHEALTH CENTRA CARE HUNTERS CREEK	3	5,684	877	13%	6,564
OVIEDO MEDICAL CENTER		5,878	683	10%	6,561
BAYFRONT HEALTH - PORT CHARLOTTE		6,038	515	8%	6,553
HOLIDAY CVS LLC		6,197	300	5%	6,497
BAPTIST HEALTH - NASSAU		6,116	351	5%	6,467
ADVENTHEALTH CENTRA CARE SANFORD		5,688	736	11%	6,424
UNKNOWN	3	3,370	3,045	47%	6,418
IMPERIAL POINT MEDICAL CENTER		5,818	545	9%	6,363
NCH NORTH NAPLES HOSPITAL	8	5,679	674	11%	6,361
COMMUNITY HEALTH CENTERS OF PINELLAS INC		5,070	1,275	20%	6,345
EMERALD COAST URGENT CARE		4,881	1,460	23%	6,341
ADVENTHEALTH CENTRA CARE LAKE MARY	2	5,506	817	13%	6,325

# COVID-19: testing by laboratory

Data through Mar 11, 2021 verified as of Mar 12, 2021 at 09:25 AM

Data in this report are provisional and subject to change.

The numbers in the table below represent the number of Florida and non-Florida residents for whom test results were received by the Department of Health. A person can be tested by more than one laboratory and can have both positive and negative results. **Therefore, the sum of the numbers in each column will be larger than the total number of people tested.**

Reporting lab	Inconclusive	Negative	Positive	Percent positive	Total
ADVENTHEALTH CENTRA CARE MOUNT DORA		5,313	997	16%	6,310
MEDEXPRESS URGENT CARE OF BOYNTON BEACH LLC		5,810	463	7%	6,273
SOLARIS DIAGNOSTICS	10	5,689	574	9%	6,273
ST JOSEPHS NORTH HOSPITAL LAB	7	5,375	886	14%	6,268
ADVENTHEALTH CENTRA CARE APOPKA	1	5,356	865	14%	6,222
ADVENTHEALTH CENTRA CARE KISSIMMEE		5,597	623	10%	6,220
ST PETERSBURG GENERAL HOSPITAL		5,263	941	15%	6,204
FORT WALTON BEACH MEDICAL CENTER		5,185	890	15%	6,075
SUNCOAST PATHOLOGY ASSOCIATES		5,504	524	9%	6,028
ADVENTIST HEALTH SYSTEMS, SUNBELT INC		5,278	741	12%	6,019
CLINICAL REFERENCE LABORATORY	2	5,675	299	5%	5,976
BAYFRONT HEALTH - VENICE REGIONAL MEDICAL	1	5,374	537	9%	5,912
EGLIN AIR FORCE BASE	13	4,219	1,612	28%	5,844
EMPIRE CITY LABORATORIES INC	68	4,961	805	14%	5,834
ADVENTHEALTH CENTRA CARE ALTAMONTE		5,089	719	12%	5,808
MEDEXPRESS URGENT CARE HUDSON		5,026	778	13%	5,804
FLORIDA HOSPITAL NORTH PINELLAS	11	5,294	472	8%	5,777
NORTHWEST FLORIDA COMMUNITY HOSPITAL	43	4,273	1,424	25%	5,740
BAPTIST HEALTH SOUTH FLORIDA - PEMBROKE PINES URGENT CARE		4,769	951	17%	5,720
PARAMOUNT URGENT CARE	2	2,900	2,784	49%	5,686
URGENT CARE OF THE PALM BEACHES		4,724	900	16%	5,624
QDX PATHOLOGY SERVICES	2	5,199	380	7%	5,581
MICROGEN DX	4	4,873	694	12%	5,571
ADVENTHEALTH EXPRESS CARE		4,561	992	18%	5,553
DYNIX DIAGNOSTIX		5,035	503	9%	5,538
SOUTH FLORIDA BAPTIST HOSPITAL MICRO	4	4,592	904	16%	5,500
ANGEL KIDS PEDIATRICS		5,166	310	6%	5,476
LEE HEALTH CONVENIENT CARE - PAGE FIELD		4,830	634	12%	5,464
ADVENTHEALTH CENTRA CARE AZALEA PARK		4,678	780	14%	5,458
SUNRISE MEDICAL LABORATORIES	2	5,077	378	7%	5,457
TROPICANA FIELD - LOT 2	19	4,936	490	9%	5,445
AHCC WESLEY CHAPEL		4,841	588	11%	5,429
DOCTORS URGENT CARE LLC	1	4,422	1,005	19%	5,428
PRO CLINIC		4,309	1,066	20%	5,375
PUTNAM COMMUNITY MEDICAL CENTER		4,665	685	13%	5,350
ADVENTHEALTH CENTRA CARE OVIEDO		4,565	742	14%	5,307
COASTAL MED URGENT CARE		3,804	1,488	28%	5,292
MARTIN HOSPITAL SOUTH LAB		4,966	288	5%	5,254
MEDICAL DNA LABS LLC	3	4,766	457	9%	5,226
BAPTIST HEALTH SOUTH FLORIDA - CORAL SPRINGS URGENT CARE		4,436	725	14%	5,161
FLORIDA COMMUNITY HEALTH CENTER		4,065	1,069	21%	5,134
ESCAMBIA COMMUNITY CLINICS INC	8	3,841	1,254	25%	5,103
FLORIDA FAMILY LABORATORY, INC DBA	40	4,636	417	8%	5,093
TRINITY SPRINGS		4,356	729	14%	5,085
ADVENT HEALTH - HEART OF FLORIDA ER	1	4,379	695	14%	5,075
MINUTECLINIC		4,376	695	14%	5,071

# COVID-19: testing by laboratory

Data through Mar 11, 2021 verified as of Mar 12, 2021 at 09:25 AM

Data in this report are provisional and subject to change.

The numbers in the table below represent the number of Florida and non-Florida residents for whom test results were received by the Department of Health. A person can be tested by more than one laboratory and can have both positive and negative results. **Therefore, the sum of the numbers in each column will be larger than the total number of people tested.**

Reporting lab	Inconclusive	Negative	Positive	Percent positive	Total
ACUTIS DIAGNOSTICS	17	4,034	1,004	20%	5,055
UNIVERSITY HOSPITAL AND MEDICAL CENTER		3,826	1,198	24%	5,024
MINUTECLINIC LLC #3703		4,135	889	18%	5,024
ADVENTHEALTH CENTRA CARE LONGWOOD		4,428	595	12%	5,023
HEALTH FIRST ADVENTHEALTH CENTRA CARE - TITUSVILLE		4,237	751	15%	4,988
URGENT CARE CURE	2	4,270	703	14%	4,975
ADVENTHEALTH CENTRA CARE ORANGE LAKE		4,402	555	11%	4,957
ADVENTHEALTH CENTRA CARE SOUTH ORANGE		4,259	694	14%	4,953
BAPTIST HEALTH - NORTH		3,886	1,067	22%	4,953
DOCTORS URGENT CARE OF LUTZ LLC	1	3,954	962	20%	4,917
PALMS OF PASADENA HOSPITAL		4,337	524	11%	4,861
ADVENTHEALTH CENTRA CARE PORT ORANGE		4,070	772	16%	4,842
MEDEXPRESS URGENT CARE - ESTERO		4,343	494	10%	4,837
MEDEXPRESS URGENT CARE - ROYAL PALM BEACH		4,295	501	10%	4,796
PEDIATRIC HEALTH CARE ALLIANCE PA		4,394	397	8%	4,791
BAPTIST HEALTH SOUTH FLORIDA - TAMiami TRAIL URGENT CARE		3,854	924	19%	4,778
THE CENTER FOR URGENT CARE	3	3,975	787	17%	4,765
ADVENTHEALTH CENTRA CARE SAND LAKE		4,262	485	10%	4,747
BAPTIST HEALTH SOUTH FLORIDA - KENDALE LAKES URGENT CARE		3,811	924	20%	4,735
LABORATORY OF FLORIDA LLC	40	4,352	343	7%	4,735
ADVENTHEALTH CENTRA CARE LEESBURG		3,862	855	18%	4,717
WESTCHESTER HOSPITAL	23	3,816	876	19%	4,715
DOCTORS HOSPITAL OF SARASOTA CLINICAL LABORATORY		4,112	601	13%	4,713
MEDEXPRESS URGENT CARE - GOLDEN GATE		4,165	520	11%	4,685
HEALTH FIRST ADVENTHEALTH CENTRA CARE GATEWAY	1	4,206	466	10%	4,673
MEDCOMP SCIENCES LLC	94	2,696	1,871	40%	4,661
TALLAHASSEE PRIMARY CARE ASSOCIATES		4,088	572	12%	4,660
MEDEXPRESS URGENT CARE PALM BEACH GARDENS		4,232	398	9%	4,630
NIGHT LITE PEDIATRICS	4	3,341	1,254	27%	4,599
RAULERSON HOSPITAL		3,806	784	17%	4,590
BAPTIST HEALTH SOUTH FLORIDA - CORAL GABLES (UNIVERSITY) URGENT CARE		3,939	622	14%	4,561
MOFFITT CANCER CENTER	6	4,398	97	2%	4,501
BAPTIST HEALTH SOUTH FLORIDA - PINECREST URGENT CARE		3,858	617	14%	4,475
MEASE DUNEDIN HOSPITAL	5	3,997	454	10%	4,456
BAPTIST HEALTH SOUTH FLORIDA - CORAL GABLES URGENT CARE		3,693	739	17%	4,432
MINUTECLINIC LLC #1067		3,834	566	13%	4,400
PARAMOUNT URGENT CARE - WINDERMERE	2	2,873	1,501	34%	4,376
SPORTS DRUG TESTING LABORATORY	67	4,162	127	3%	4,356
MINUTECLINIC LLC		3,724	587	14%	4,311
BAPTIST HEALTH SOUTH FLORIDA - PALMETTO BAY URGENT CARE		3,617	689	16%	4,306
MEDEXPRESS URGENT CARE - LAKELAND		3,757	515	12%	4,272
BAYFRONT HEALTH - SEVEN RIVERS		3,897	369	9%	4,266
BETHESDA HOSPITAL WEST		3,813	434	10%	4,247
PALMS MEDICAL GROUP	5	2,966	1,270	30%	4,241
ASCENSION SACRED HEART - EMERALD COAST		3,523	713	17%	4,236
MINUTECLINIC LLC #8396		3,567	613	15%	4,180

# COVID-19: testing by laboratory

Data through Mar 11, 2021 verified as of Mar 12, 2021 at 09:25 AM

Data in this report are provisional and subject to change.

The numbers in the table below represent the number of Florida and non-Florida residents for whom test results were received by the Department of Health. A person can be tested by more than one laboratory and can have both positive and negative results. **Therefore, the sum of the numbers in each column will be larger than the total number of people tested.**

Reporting lab	Inconclusive	Negative	Positive	Percent positive	Total
VENTURE MEDICAL OF FLORIDA LLC		3,845	314	8%	4,159
LEE DAVIS COMMUNITY RESOURCE CENTER		3,649	502	12%	4,151
GENESIS DIAGNOSTICS		3,879	242	6%	4,121
PREMIER URGENT CARE OF BREVARD LLC	3	3,586	508	12%	4,097
BAYA PHARMACY & URGENT CARE		2,985	1,078	27%	4,063
NIGHT LITE PEDIATRICS URGENT CARE	1	3,417	638	16%	4,056
US BIOTEK LABORATORIES	15	3,666	366	9%	4,047
TWIN CITIES HOSPITAL	1	3,542	503	12%	4,046
ADVENTHEALTH PROMPT CARE	2	2,918	1,119	28%	4,039
MEMORIAL HOSPITAL- MIRAMAR	12	3,709	309	8%	4,030
AMELIA URGENT CARE		2,423	1,586	40%	4,009
BAYFRONT HEALTH - BROOKSVILLE		3,540	468	12%	4,008
PHYSICIANS REGIONAL MEDICAL CENTER - PINE RIDGE RD	1	3,265	739	18%	4,005
ADVENTHEALTH CENTRA CARE COLONIAL TOWN	2	3,505	406	10%	3,913
DESOTO MEMORIAL HOSPITAL	3	3,201	699	18%	3,903
DOCTORS TEST CENTERS		3,457	446	11%	3,903
MINUTECLINIC LLC # 0709		3,332	563	14%	3,895
ADVENTHEALTH CENTRA CARE		3,461	425	11%	3,886
ENGLEWOOD COMMUNITY HOSPITAL		3,479	346	9%	3,825
BAYFRONT HEALTH - PUNTA GORDA		3,510	281	7%	3,791
ACCU REFERENCE MEDICAL LAB	9	2,989	776	21%	3,774
HOLMES REG MED CENTER CLINICAL LAB		3,258	502	13%	3,760
ALTRU DIAGNOSTICS INC	2	3,553	162	4%	3,717
LAKESIDE MEDICAL CENTER		2,898	789	21%	3,687
BAPTIST HEALTH SOUTH FLORIDA - DAVIE URGENT CARE		2,987	632	17%	3,619
CLARITY LAB SOLUTIONS LLC		3,608	4	0%	3,612
BAYFRONT HEALTH - SPRING HILL		3,284	312	9%	3,596
SIPARADIGM LLC	52	3,294	244	7%	3,590
MEDEXPRESS URGENT CARE CAPE CORAL		3,062	503	14%	3,565
WELLINGTON REGIONAL MEDICAL CENTER		3,256	306	9%	3,562
ADVENTIST HEALTH SYSTEMS SUNBELT IN DBA		3,156	386	11%	3,542
PHARMCO RX	2	3,277	241	7%	3,520
MINUTE CLINIC LLC		3,062	455	13%	3,517
QUICK CARE MED PL	2	2,829	639	18%	3,470
FAU		3,220	233	7%	3,453
BAPTIST HEALTH SOUTH FLORIDA - WESTON URGENT CARE		3,005	421	12%	3,426
MIDWAY SPECIALTY CARE CENTER DIAGNOSTICS	38	3,120	238	7%	3,396
IMMOKALEE CHD		3,155	234	7%	3,389
BARTOW REGIONAL MEDICAL CENTER	1	2,810	532	16%	3,343
MINUTECLINIC LLC #3631		2,829	502	15%	3,331
HIGHLANDS REGIONAL MEDICAL CENTER		2,595	735	22%	3,330
HEALTH FIRST ADVENTHEALTH CENTRA CARE COCOA		3,002	314	9%	3,316
MC DIAGNOSTIC OF CONNECTICUT, PC #2220		2,850	453	14%	3,303
PROHEALTH	3	1,701	1,558	48%	3,262
MINUTECLINIC LLC 5852		2,784	478	15%	3,262
BAPTIST HEALTH URGENT CARE AT SAWGRASS		2,695	533	17%	3,228

# COVID-19: testing by laboratory

Data through Mar 11, 2021 verified as of Mar 12, 2021 at 09:25 AM

Data in this report are provisional and subject to change.

The numbers in the table below represent the number of Florida and non-Florida residents for whom test results were received by the Department of Health. A person can be tested by more than one laboratory and can have both positive and negative results. **Therefore, the sum of the numbers in each column will be larger than the total number of people tested.**

Reporting lab	Inconclusive	Negative	Positive	Percent positive	Total
BRASHEAR'S VITAL CARE CORP		2,571	653	20%	3,224
PRECISION HEALTH SOLUTIONS		3,048	171	5%	3,219
MINUTECLINIC LLC #3463		2,695	521	16%	3,216
MEDEXPRESS URGENT CARE LEHIGH ACRES		2,802	402	13%	3,204
VERILY LIFE SCIENCES		3,145	34	1%	3,179
BAPTIST HEALTH SOUTH FLORIDA - BRICKELL URGENT CARE		2,622	535	17%	3,157
MINUTECLINIC LLC #5249		2,526	621	20%	3,147
HEALTH FIRST ADVENTHEALTH CENTRA CARE MALABAR		2,797	304	10%	3,101
MINUTECLINIC LLC #5253		2,568	528	17%	3,096
HOLIDAY CVS LLC DBA CVS PHARMACY #5154		3,011	83	3%	3,094
SELECT LABORATORIES - MARION COUNTY, FL LLC	5	2,779	306	10%	3,090
MEDEXPRESS URGENT CARE - DELAND		2,753	326	11%	3,079
ADVENTHEALTH CENTRA CARE KIDS LAKE MARY		2,826	224	7%	3,050
WALGREEN CO	2	2,694	340	11%	3,036
CARENOW URGENT CARE		1,853	1,166	39%	3,019
ADVENT HEALTH CENTRA CARE -WINTER PARK KIDS URGENT CARE	4	2,735	256	9%	2,995
PRIMEHEALTH URGENT CARE INC		2,556	424	14%	2,980
VETERANS AFFAIRS MEDICAL CENTER - ORLANDO	1	1,343	1,585	54%	2,929
ADVENT HEALTH - NEW SMYRNA		2,347	574	20%	2,921
MEMORIAL HOSPITAL PEMBROKE	3	2,570	342	12%	2,915
MINUTECLINIC LLC #5190		2,412	498	17%	2,910
PARAMOUNT URGENT CARE INC		1,095	1,812	62%	2,907
BMCT Molecular Diagnostics Subsection		2,399	498	17%	2,897
MEDONE PLLC		2,178	709	25%	2,887
STONE CLINICAL LABORATORIES		2,790	96	3%	2,886
WALGREENS ORLANDO	3	2,536	340	12%	2,879
BLUE MED CONSULTANTS		2,753	108	4%	2,861
MINUTECLINIC LLC #5854		2,398	454	16%	2,852
MARION E FETHER MEDICAL CENTER, THE		2,607	242	8%	2,849
ACCESS POINT HEALTHCARE URGENT & PRIMARY CARE	2	2,140	672	24%	2,814
BAPTIST HEALTH - CLAY		2,425	381	14%	2,806
MARINERS HOSPITAL	1	2,540	264	9%	2,805
BAPTIST HEALTH EMERGENCY CENTER COUNTRY WALK	1	2,366	435	16%	2,802
MINUTECLINIC LLC #4415		2,354	447	16%	2,801
NXGEN MDX LLC	5	2,475	298	11%	2,778
GESSLER CLINIC	2	1,870	896	32%	2,768
MEDEXPRESS URGENT CARE - VERO BEACH		2,402	361	13%	2,763
SCION LAB SERVICES LLC	25	2,523	201	7%	2,749
LOWER KEYS MEDICAL CENTER		2,447	271	10%	2,718
CITRUS MEMORIAL HOSPITAL LABORATORY		2,248	461	17%	2,709
CELESTA MEDICAL SERVICES LLC DBA - AMERICAN RESEARCH LABS		2,478	227	8%	2,705
SACRED HEART HEALTH SYSTEM, INC	1	1,827	867	32%	2,695
PARAMOUNT URGENT CARE - ORLANDO		1,746	916	34%	2,662
MINUTECLINIC LLC #3662		2,268	391	15%	2,659
BAPTIST HEALTHCARE - GULF BREEZE HOSPITAL	3	2,194	458	17%	2,655
PARAMOUNT URGENT CARE - OVIEDO		1,822	821	31%	2,643

# COVID-19: testing by laboratory

Data through Mar 11, 2021 verified as of Mar 12, 2021 at 09:25 AM

Data in this report are provisional and subject to change.

The numbers in the table below represent the number of Florida and non-Florida residents for whom test results were received by the Department of Health. A person can be tested by more than one laboratory and can have both positive and negative results. **Therefore, the sum of the numbers in each column will be larger than the total number of people tested.**

Reporting lab	Inconclusive	Negative	Positive	Percent positive	Total
EMERALD COAST URGENT CARE, LLC	1	1,968	660	25%	2,629
MINUTECLINIC LLC #7886		2,272	348	13%	2,620
MINUTECLINIC, LLC #4015		2,026	585	22%	2,611
MEDEXPRESS FORT MYERS		2,281	320	12%	2,601
MEDEXPRESS URGENT CARE CORAL SPRINGS		2,332	261	10%	2,593
ADVENT HEALTH - OCALA		2,124	447	17%	2,571
BAPTIST HEALTH - OAKLEAF		2,130	438	17%	2,568
ADVENTHEALTH CENTRA CARE CONWAY		2,172	381	15%	2,553
MINUTECLINIC LLC #7887		2,244	301	12%	2,545
MINUTECLINIC LLC #5214		2,189	355	14%	2,544
MINUTECLINIC LLC #1771		2,123	392	16%	2,515
MINUTECLINIC LLC # 0514		2,223	288	11%	2,511
MINUTECLINIC LLC # 3930		2,154	340	14%	2,494
MINUTECLINIC LLC #4458		2,034	447	18%	2,481
BAPTIST HEALTH SOUTH FLORIDA - MIAMI BEACH URGENT CARE		2,110	355	14%	2,465
MINUTECLINIC LLC #3814		2,083	379	15%	2,462
EMERALD COAST URGENT CARE LLC		1,804	654	27%	2,458
MINUTECLINIC LLC #1055		1,974	481	20%	2,455
ADVENTHEALTH CENTRA CARE WINTER HAVEN	1	1,703	746	30%	2,450
MEDEXPRESS URGENT CARE - CLEWISTON		2,030	389	16%	2,419
COMMUNITY HEALTH NORTHWEST FLORIDA	4	1,856	549	23%	2,409
MINUTECLINIC LLC # 3686		2,074	333	14%	2,407
KEYS AHEC SCHOOL MEDICAL CLINIC	15	2,263	121	5%	2,399
MINUTECLINIC LLC #7225		2,067	331	14%	2,398
CAREFAST+	1	1,679	714	30%	2,394
MINUTECLINIC LLC #3003		1,911	476	20%	2,387
BAY MEDICAL CENTER SACRED HEART HEALTH SYSTEM		1,814	563	24%	2,377
PHYSICIANS STAT LAB	3	1,066	1,303	55%	2,372
WHOLE FAMILY HEALTH CENTER INC		1,951	382	16%	2,333
MINUTECLINIC, LLC #3204		1,919	396	17%	2,315
EXACT SCIENCES LABORATORIES, LLC		2,097	216	9%	2,313
MINUTECLINIC LLC #3705		2,022	288	12%	2,310
MINUTECLINIC LLC #7973		2,009	300	13%	2,309
LEE HEALTH - COCONUT POINT CLINICAL LAB	2	1,872	433	19%	2,307
PHYSICIAN ASSOCIATES		2,068	239	10%	2,307
MINUTECLINIC LLC #3291		2,013	289	13%	2,302
MINUTECLINIC LLC #3257		1,914	388	17%	2,302
DONALD W ROBERTSON DO PA		1,793	507	22%	2,300
DR G'S URGENT CARE		1,991	308	13%	2,299
BAYFRONTVENICEREGIONAL		2,208	90	4%	2,298
PHYSICIANS PRIMARY CARE	2	2,029	232	10%	2,263
MEDEXPRESS URGENT CARE BOCA RATON		2,052	204	9%	2,256
PATIENTS FIRST - THOMASVILLE ROAD		1,991	263	12%	2,254
AMELIA EXPRESS CARE LLC	10	1,930	312	14%	2,252
PHYSICIANS REGIONAL MEDICAL CENTER - COLLIER BLVD	1	1,527	722	32%	2,250
PRIMEHEALTH URGENT CARE	1	1,865	361	16%	2,227

# COVID-19: testing by laboratory

Data through Mar 11, 2021 verified as of Mar 12, 2021 at 09:25 AM

Data in this report are provisional and subject to change.

The numbers in the table below represent the number of Florida and non-Florida residents for whom test results were received by the Department of Health. A person can be tested by more than one laboratory and can have both positive and negative results. **Therefore, the sum of the numbers in each column will be larger than the total number of people tested.**

Reporting lab	Inconclusive	Negative	Positive	Percent positive	Total
MINUTECLINIC LLC # 7933		1,961	261	12%	2,222
MINUTECLINIC, LLC #5817		1,827	394	18%	2,221
MINUTECLINIC LLC #5069		1,839	367	17%	2,206
MINUTECLINIC LLC #3748		1,794	410	19%	2,204
FLORIDA MEDICAL CLINIC	3	1,009	1,190	54%	2,202
ADVENT HEALTH - DADE CITY		1,925	273	12%	2,198
TAMPA COMMUNITY HOSPITAL		1,869	321	15%	2,190
CORE DIAGNOSTIC LABORATORIES LLC	17	1,837	323	15%	2,177
MINUTECLINIC, LLC (CLINIC 10699)		1,875	295	14%	2,170
MINUTECLINIC LLC #3255		1,882	284	13%	2,166
AFC PHYSICIANS OF FLORIDA		1,644	521	24%	2,165
ASCENSION SACRED HEART - GULF		1,642	522	24%	2,164
ASSOCIATED PATHOLOGISTS, LLC	3	1,778	382	18%	2,163
MINUTECLINIC LLC #7173		1,900	261	12%	2,161
MINUTECLINIC LLC #5924		1,845	313	15%	2,158
MINUTECLINIC LLC #5216		1,838	300	14%	2,138
BOND URGENT CARE LLC		1,601	536	25%	2,137
UNIVERSITY OF NORTH FLORIDA STUDENT HEALTH		2,050	69	3%	2,119
MINUTECLINIC LLC #4024		1,825	290	14%	2,115
MINUTECLINIC LLC #3654		1,758	356	17%	2,114
CHARLES AIESI CONSULTING INC	9	1,863	240	11%	2,112
MINUTECLINIC LLC #4612		1,695	416	20%	2,111
MINUTECLINIC LLC # 3579		1,779	324	15%	2,103
PARRISH MEDICAL CENTER	1	1,843	259	12%	2,103
HEALTH CARE DISTRICT OF PALM BEACH COUNTY	1	1,903	198	9%	2,102
INTELEX LABS, LLC		2,014	64	3%	2,078
MEDIQUICK URGENT CARE CENTERS INC		1,515	562	27%	2,077
EMERGENCY PHYSICIANS MEDICAL CENTER		998	1,074	52%	2,072
FLOWERS HOSPITAL		1,867	188	9%	2,055
MINUTECLINIC LLC #3285		1,751	268	13%	2,019
MINUTECLINIC LLC #3648		1,631	388	19%	2,019
JACKSON HOSPITAL CLINICAL LABORATORY		1,721	290	14%	2,011
AFC PHYSICIANS OF FLORIDA PA		1,515	469	24%	1,984
MINUTECLINIC LLC #1807		1,666	317	16%	1,983
JUPITER MEDICAL CENTER URGENT CARE		1,511	466	24%	1,977
MINUTECLINIC LLC #3635		1,725	248	13%	1,973
MEDIPATH LLC		1,628	339	17%	1,967
GENUS3		1,885	72	4%	1,957
NCHMD INC		1,646	309	16%	1,955
DOC SMILEY'S URGENT CARE		1,706	247	13%	1,953
LAKE WALES MEDICAL CENTER INC		1,691	255	13%	1,946
MINUTECLINIC LLC #4201		1,698	248	13%	1,946
MEDEXPRESS PORT CHARLOTTE		1,748	177	9%	1,925
PENSACOLA PEDIATRICS PA	1	1,751	170	9%	1,922
MINUTECLINIC LLC #1821		1,724	185	10%	1,909
MEDFAST URGENT CARE CENTERS LLC		564	1,325	70%	1,889

# COVID-19: testing by laboratory

Data through Mar 11, 2021 verified as of Mar 12, 2021 at 09:25 AM

Data in this report are provisional and subject to change.

The numbers in the table below represent the number of Florida and non-Florida residents for whom test results were received by the Department of Health. A person can be tested by more than one laboratory and can have both positive and negative results. **Therefore, the sum of the numbers in each column will be larger than the total number of people tested.**

Reporting lab	Inconclusive	Negative	Positive	Percent positive	Total
MINI ER WATERFORD LAKES, THE		1,613	265	14%	1,878
NCH NORTHEAST	7	1,466	404	22%	1,877
MINUTECLINIC LLC #476		1,607	254	14%	1,861
MARTIN HEALTH SYSTEM - ST LUCIE WEST		1,682	172	9%	1,854
DOC SMILEYS URGENT CARE LLC		1,490	341	19%	1,831
MINUTECLINIC LLC #1350		1,584	236	13%	1,820
MINUTECLINIC LLC #8381		1,561	258	14%	1,819
LITTLE PINE PEDIATRICS	1	1,534	273	15%	1,808
BARDMOOR LABORATORY	9	1,530	266	15%	1,805
MINUTECLINIC LLC #6007		1,554	241	13%	1,795
STEWART ROCKLEDGE HOSPITAL	1	1,523	254	14%	1,778
OPTUM LABS LLC	1	1,590	176	10%	1,767
RIVER TOWN DIAGNOSTIC LLC		1,470	286	16%	1,756
KETAMINE HEALTH CENTERS LLC	1	1,597	150	9%	1,748
FIU-HEALTH AUXILIARY LABORATORY	6	1,637	104	6%	1,747
NEIGHBORHOOD MEDICAL CENTER INC	17	1,534	182	11%	1,733
Community_Health		1,533	199	11%	1,732
MINUTECLINIC, LLC # 4469		1,484	237	14%	1,721
SPARROW HEALTHCARE	2	1,441	254	15%	1,697
JW PLASTIC SURGERY		1,449	244	14%	1,693
IGENOMIX USA LLC	47	1,482	157	9%	1,686
LABORATORY SPECIALISTS OF MICHIGAN		1,392	289	17%	1,681
NORTH SHORE LONG ISLAND JEWISH HEALTH	1	1,593	85	5%	1,679
BAPTIST HEALTH EMERGENCY CENTER AT WEST CORAL WAY		1,327	349	21%	1,676
MINUTECLINIC LLC #3637		1,324	338	20%	1,662
GENOME LLC	2	1,524	125	8%	1,651
MINUTECLINIC LLC #1815		1,457	192	12%	1,649
LABTECH DIAGNOSTIC		1,341	286	18%	1,627
GENESIS LABORATORY MANAGEMENT	14	1,382	230	14%	1,626
MINUTECLINIC LLC #5157		1,412	212	13%	1,624
LAKELAND REGIONAL HEALTH PABLO		1,411	213	13%	1,624
BAYFRONT HEALTH - CITRUS HILLS		1,407	212	13%	1,619
MINUTECLINIC LLC #3236		1,378	234	15%	1,612
FLAGLER HOSPITAL LABORATORY	8	609	983	61%	1,600
OPTEO LABORATORY		1,565	34	2%	1,599
ELLENTON URGENT CARE		1,361	234	15%	1,595
SHELL POINT NURSING PAVILION	1	1,504	71	5%	1,576
MELBOURNE MEDICAL LABORATORY	2	1,365	202	13%	1,569
ASSURANCE SCIENTIFIC LABORATORIES	1	1,280	283	18%	1,564
ARCPPOINT LABS		1,013	550	35%	1,563
MINUTECLINIC LLC #214		1,314	225	15%	1,539
MINUTECLINIC, LLC #3245		1,242	291	19%	1,533
WHITE WILSON MEDICAL CENTER		193	1,320	87%	1,513
BAPTIST HEALTH SOUTH FLORIDA - COUNTRY WALK URGENT CARE EXPRESS		1,274	226	15%	1,500
ED FRASER MEMORIAL HOSPITAL		1,251	244	16%	1,495
BIOCERNA LLC	9	1,287	165	11%	1,461

# COVID-19: testing by laboratory

Data through Mar 11, 2021 verified as of Mar 12, 2021 at 09:25 AM

Data in this report are provisional and subject to change.

The numbers in the table below represent the number of Florida and non-Florida residents for whom test results were received by the Department of Health. A person can be tested by more than one laboratory and can have both positive and negative results. **Therefore, the sum of the numbers in each column will be larger than the total number of people tested.**

Reporting lab	Inconclusive	Negative	Positive	Percent positive	Total
ADVANCED MEDICAL OF NAPLES LLC		1,295	161	11%	1,456
VITRO MOLECULAR LABORATORIES	50	1,313	90	6%	1,453
ADVANCE MEDICAL OF NAPLES		326	1,124	78%	1,450
FLORIDA DEPARTMENT OF HEALTH IN POLK COUNTY	2	1,119	321	22%	1,442
UHEALTH DEERFIELD BEACH/UMSYLVESTER DEERFIELD BEACH LABORATORY	3	1,380	55	4%	1,438
PATIENTS CHOICE LABORATORIES		831	592	42%	1,423
PROJECT HEALTH, INC SUMTERVILLE	5	1,164	251	18%	1,420
UNIVERSITY OF ALABAMA AT BIRMINGHAM		1,376	44	3%	1,420
COASTAL LABORATORIES	1	1,120	287	20%	1,408
MEDEXPRESS URGENT CARE - JAX ATLANTIC BLVD		1,204	200	14%	1,404
BAPTIST HEALTHCARE - JAY HOSPITAL	1	1,009	372	27%	1,382
PEDIATRIC HEALTH CARE ALLIANCE - NORTHDAL		1,263	117	8%	1,380
BAPTIST HEALTH SOUTH FLORIDA - KEY BISCANE URGENT CARE EXPRESS		1,203	167	12%	1,370
EUROFINS NTD, LLC		1,320	44	3%	1,364
TEMPUS CLINICAL LABORATORY	10	1,203	148	11%	1,361
ASCENSION ST VINCENT'S - SOUTHSIDE		1,309	49	4%	1,358
READY RESPONDERS FLORIDA, PLLC		1,181	177	13%	1,358
FIRST QUALITY LABORATORY		1,256	87	6%	1,343
PARAMOUNT URGENT CARE VILLAGES		912	430	32%	1,342
MEDICAL CONSULTANTS OF FLORIDA, LLC	1	1,133	204	15%	1,338
TREASURE COAST MEDICAL ASSOCIATES INC		747	590	44%	1,337
UHEALTH CLINIC AT WALGREENS		1,078	252	19%	1,330
AMELIA EXPRESS CARE	1	729	598	45%	1,328
SMA LAB	9	1,167	151	11%	1,327
NYU HOSPITALS CENTER CLINICAL LABORATORIES		1,261	43	3%	1,304
CAREMED CLINIC LLC	1	1,025	276	21%	1,302
OPTUMCARE FLORIDA LLC		1,048	254	20%	1,302
VA PAIN CLINIC	4	1,235	49	4%	1,288
VRL EUROFINS		1,239	37	3%	1,276
ER QUICKCARE PL		1,094	182	14%	1,276
APALACHEE CORRECTIONAL INSTITUTION EAST UNIT		1,241	26	2%	1,267
PROHEALTH MEDICAL CLINIC		650	616	49%	1,266
PATIENTS FIRST LAKE ELLA MEDICAL CENTER		1,123	140	11%	1,263
CAREFAST MURABELLA		798	462	37%	1,260
TOM LEE COMMUNITY HEALTH CENTER		827	431	34%	1,258
MINUTECLINIC LLC #8927		1,066	183	15%	1,249
HOLIDAY CVS LLC DBA CVS PHARMACY #5155		1,183	57	5%	1,240
VAVA PARTNERS LLC		440	797	64%	1,237
ST ANNES NURSING CENTER		1,210	25	2%	1,235
MINUTECLINIC LLC #5187		1,066	150	12%	1,216
CLINICORE		1,124	91	7%	1,215
XPRESS URGENT CARE	4	1,024	181	15%	1,209
LAB24 INC	3	533	672	56%	1,208
PALM BAY HOSPITAL CLINICAL LABORATORY		849	358	30%	1,207
SOLARIS HEALTHCARE PALATKA		1,096	104	9%	1,200
MYTEST DIAGNOSTICS		1,135	62	5%	1,197

# COVID-19: testing by laboratory

Data through Mar 11, 2021 verified as of Mar 12, 2021 at 09:25 AM

Data in this report are provisional and subject to change.

The numbers in the table below represent the number of Florida and non-Florida residents for whom test results were received by the Department of Health. A person can be tested by more than one laboratory and can have both positive and negative results. **Therefore, the sum of the numbers in each column will be larger than the total number of people tested.**

Reporting lab	Inconclusive	Negative	Positive	Percent positive	Total
ACCESS MEDICAL LABS		746	448	38%	1,194
PREMIER MEDICAL	1	1,097	94	8%	1,192
STAGEZERO LIFE SCIENCES INC	3	1,068	99	8%	1,170
SUNRISE URGENT CARE ASSOCIATES LLC D/B/A	7	763	396	34%	1,166
EPN URGENT CARE NAPLES	2	792	372	32%	1,166
MIAMI JEWISH HEALTH SYSTEMS		1,103	58	5%	1,161
NORTH FLORIDA PEDIATRICS-TALLAHASSEE	1	1,062	98	8%	1,161
PARAMOUNT URGENT CARE - CLERMONT		686	470	41%	1,156
ST PETERSBURG PEDIATRICS	1	1,043	112	10%	1,156
ADVANCED DIAGNOSTIC LABORATORY		1,105	47	4%	1,152
PROFESSIONAL HEALTH EXAMINERS DBA PROHEALTH	1	929	219	19%	1,149
SPECTOR SCIENTIFIC LAB	1	590	550	48%	1,141
COASTAL PEDIATRIC GROUP		982	153	13%	1,135
ADDICTION LABS OF AMERICA	3	1,053	78	7%	1,134
CAPSTONE HEALTHCARE		802	330	29%	1,132
ADVENTHEALTH CENTRA CARE TRINITY		987	143	13%	1,130
NAPLES URGENT CARE	1	724	404	36%	1,129
MINUTECLINIC LLC		997	129	11%	1,126
VERITAS GENETICS	61	943	119	11%	1,123
PALM HARBOR PHARMACY		973	149	13%	1,122
BIO-TECH CLINICAL LABORATORIES INC		967	143	13%	1,110
ARCPPOINT LABS OF CORAL SPRINGS FL		984	117	11%	1,101
GENOSUR LLC	1	1,084	11	1%	1,096
XYZ LABORATORY	8	942	146	13%	1,096
STEWART REFERENCE LABORATORY	1	595	482	45%	1,078
INNOVATIVE TRANSFUSION MEDICINE, INC	11	915	152	14%	1,078
NORTH FLORIDA PEDIATRICS - LAKE CITY		866	210	20%	1,076
PROJECT HEALTH INC	4	911	156	15%	1,071
USF MORSANI CENTER FOR ADVANCED HEALTH CARE		937	131	12%	1,068
RAINBOW RIVER MEDICAL LABORATORY		977	83	8%	1,060
HENDRY REGIONAL MEDICAL CENTER CLINICAL LABORATORY		809	248	23%	1,057
PRIMARY CARE OF THE TREASURE COAST		910	132	13%	1,042
ABSOLUTE GENOMICS	1	844	187	18%	1,032
CARENOW URGENT CARE - FORT PIERCE		716	313	30%	1,029
GENEIQ		968	54	5%	1,022
PRIMARY CARE SOUTH INC		620	399	39%	1,019
BROWNWOOD CARE CENTER		869	139	14%	1,008
PROFESSIONAL HEALTH EXAMINERS		860	144	14%	1,004
VERITOR		850	152	15%	1,002
LENCO MEDICAL LABORATORY		948	47	5%	995
LAKELAND REGIONAL HEALTH - PWC/OB		36	954	96%	990
LPG COCONUT POINT		812	166	17%	978
MINUTECLINIC, LLC DBA MINUTECLINIC #4717		925	40	4%	965
PHAROS HEALTH		715	244	25%	959
QUICK CARE MED		727	231	24%	958
TYNDALL AIR FORCE BASE		752	206	22%	958

# COVID-19: testing by laboratory

Data through Mar 11, 2021 verified as of Mar 12, 2021 at 09:25 AM

Data in this report are provisional and subject to change.

The numbers in the table below represent the number of Florida and non-Florida residents for whom test results were received by the Department of Health. A person can be tested by more than one laboratory and can have both positive and negative results. **Therefore, the sum of the numbers in each column will be larger than the total number of people tested.**

Reporting lab	Inconclusive	Negative	Positive	Percent positive	Total
PEDIATRICS OF CENTRAL FLORIDA PA	20	880	49	5%	949
CATALYST WALK IN CLINIC		750	196	21%	946
GROWING TOGETHER PEDIATRICS LLC		879	58	6%	937
HISTOPATHOLOGY SERVICES, LLC		830	105	11%	935
THE HEALTH CENTER OF PLANT CITY		856	71	8%	927
VRL EUROFINs - DALLAS		913	13	1%	926
NORTH VISTA HOSPITAL LABORATORY		787	134	15%	921
GENE TOX WORLDWIDE	60	736	125	14%	921
INTEGRITY LABORATORIES, LLC	4	751	164	18%	919
INTERLACHEN PEDIATRICS		881	34	4%	915
FISHERMENS HOSPITAL CLINICAL LAB		828	82	9%	910
NORTH FLORIDA PEDIATRICS PA - SUWANNEE	3	779	125	14%	907
FAST TRACK URGENT CARE CENTER		4	896	100%	900
UNIVERSITY OF WEST FLORIDA STUDENT HEALTH SERVICES	1	774	123	14%	898
TACACHALE CLINICAL LABORATORY	1	847	47	5%	895
COVANCE CLINICAL RESEARCH UNIT INC		859	24	3%	883
INTERLACHEN PEDIATRICS PA		837	39	4%	876
WOODLANDS MEDICAL SPECIALISTS		614	260	30%	874
C.W. BILL YOUNG VA MEDICAL CENTER	1	21	846	97%	868
CAPE CANAVERAL HOSPITAL		601	266	31%	867
EAST LAKE PEDIATRICS		756	109	13%	865
ADVENTHEALTH EXPRESS CARE AT WALGREENS		751	111	13%	862
LEE COUNTY EMERGENCY MEDICAL SERVICE	1	743	116	13%	860
BAPTIST HEALTH - MD ANDERSON CANCER CENTER		854	5	1%	859
CREEKSIDE CARE CENTER	1	706	143	17%	850
PENSACOLA PEDIATRICS	2	604	235	28%	841
NORTH FLORIDA PEDIATRICS PA	2	726	112	13%	840
CONSULATE HEALTH CARE OF NEW PORT RICHEY	2	712	124	15%	838
DEPARTMENT OF CLINICAL LABS		811	18	2%	829
FLORIDA HOSPITAL ORLANDO		743	74	9%	817
ASAP LABS LLC	7	655	151	19%	813
COASTAL PHYSICIANS, LLC		658	155	19%	813
MOLECULAR TESTING LABS		758	53	7%	811
HALIFAX MEDICAL CENTER-PORT ORANGE LAB		696	115	14%	811
ASCENSION ST VINCENT'S - CLAY		775	35	4%	810
CVS HEALTH		631	178	22%	809
NORTH SHORE LIJ URGENT CARE PC		759	47	6%	806
Point of Care Testing	1	116	687	85%	804
PALM BEACH ATLANTIC UNIVERSITY		781	19	2%	800
HEALTH CENTRAL CLINICAL LABORATORY		730	69	9%	799
REDI MED LLC		641	158	20%	799
NITE LITE PEDIATRICS		234	564	71%	798
CRUCIAL CARE EMERGENCY MEDICINE DOCTORS		637	158	20%	795
NORTH OKALOOSA MEDICAL CENTER		456	333	42%	789
DYNIX DIAGNOSTICS	2	527	256	33%	785
Tampa Lakes Health and Rehabilitation Center	2	710	73	9%	785

# COVID-19: testing by laboratory

Data through Mar 11, 2021 verified as of Mar 12, 2021 at 09:25 AM

Data in this report are provisional and subject to change.

The numbers in the table below represent the number of Florida and non-Florida residents for whom test results were received by the Department of Health. A person can be tested by more than one laboratory and can have both positive and negative results. **Therefore, the sum of the numbers in each column will be larger than the total number of people tested.**

Reporting lab	Inconclusive	Negative	Positive	Percent positive	Total
LOOP PEDIATRICS PA	3	661	120	15%	784
PRIMARY CARE SERVICES AT INDIAN RIVER ESTATES		758	24	3%	782
NONE		308	471	60%	779
JACKSONVILLE BEACH PEDIATRIC CARE CENTER □		714	64	8%	778
CHILDRENS MEDICAL ASSOCIATION		703	70	9%	773
FAMILY HEALTH CENTERS OF SWF LABS	2	682	87	11%	771
MIDWAY SPECIATLY CARE CENTER		544	221	29%	765
MACDILL AIR FORCE BASE		712	51	7%	763
NCHMD, INC SOUTHEAST IMMEDIATE CARE		589	173	23%	762
VITAS HEALTHCARE CORPORATION OF FLA	1	755	5	1%	761
PRIMARY CARE SERVICES AT ST ANDREWS ESTATES		759			759
STATMED OCALA	3	606	148	20%	757
Victoria Nursing and Rehabilitation Center		703	53	7%	756
AMERICAN FAMILY CARE PENSACOLA WEST		222	533	71%	755
VENICE REGIONAL BAYFRONT HEALTH (PULMONARY)		637	117	16%	754
NORTHEAST FLORIDA NEUROLOGY CLINICS, INC		637	113	15%	750
24 HOUR PEDIATIC CARE CENTER	4	686	55	7%	745
ANY LAB TEST NOW	1	500	241	32%	742
CARE ONE OF FLORIDA LLC		501	241	32%	742
CALHOUN LIBERTY HOSPITAL		581	157	21%	738
SANTA ROSA MEDICAL GROUP		575	161	22%	736
ENCOMPASS HEALTH		715	20	3%	735
SOLARIS HEALTHCARE CHARLOTTE HARBOR		688	47	6%	735
CLINICAL PATHOLOGY LABS INC		662	73	10%	735
ADVENT HEALTH LAB - ORLANDO		433	297	41%	730
WILLOWBROOKE COURT AT EDGEWATER POINTE ESTATES		719	9	1%	728
ORLANDO HEALTH AND REHAB CENTER		682	44	6%	726
CENTRAL FLORIDA HEALTH CARE INC		614	109	15%	723
LIFE CARE CENTER OF NEW PORT RICHEY		686	33	5%	719
LAB DOCTOR		632	86	12%	718
TELESCOPE HEALTH LLC	4	600	113	16%	717
PALACE NURSING HOME & REHAB CENTER		680	36	5%	716
DISNEY COVID TEST SITE		703	13	2%	716
NORTH FLORIDA MEDICAL GROUP		569	144	20%	713
AMERICAN MEDICAL RESPONSE		705	8	1%	713
DOCTOR'S MEMORIAL HOSPITAL		549	163	23%	712
POINT WASHINGTON MEDICAL CLINIC	1	507	201	28%	709
KENDALL HEALTHCARE PROPERTIES DBA	2	678	27	4%	707
GRAND COURT TAMPA		701	4	1%	705
EAST LAKE PEDIATRICS PA		636	66	9%	702
PALM GARDEN OF PORT SAINT LUCIE		691	9	1%	700
ETHOS WELLNESS PHARMACY		653	43	6%	696
Crestview Rehabilitation Center	5	563	128	18%	696
PREMIER MEDICAL LABORATORY SERVICES	2	463	225	33%	690
GULF COAST VILLAGE		654	33	5%	687
PHYSICIANS STAT LAB INC		597	85	12%	682

# COVID-19: testing by laboratory

Data through Mar 11, 2021 verified as of Mar 12, 2021 at 09:25 AM

Data in this report are provisional and subject to change.

The numbers in the table below represent the number of Florida and non-Florida residents for whom test results were received by the Department of Health. A person can be tested by more than one laboratory and can have both positive and negative results. **Therefore, the sum of the numbers in each column will be larger than the total number of people tested.**

Reporting lab	Inconclusive	Negative	Positive	Percent positive	Total
VIERA HOSPITAL, INC		534	147	22%	681
FLORIDA GULF COAST UNIVERSITY		493	186	27%	679
FLAGLER COUNTY HEALTH DEPARTMENT	3	528	146	22%	677
NCH HEALTHCARE SYSTEM MICROBIOLOGY LAB		2	674	100%	676
PEBBLEBROOK PHARMACY	1	562	112	17%	675
MINI ER ADULT AND PEDIATRIC URGENT CARE		574	98	15%	672
BOND AND STEELE CLINIC PA		475	194	29%	669
BREVARD HEALTH ALLIANCE		408	259	39%	667
MEDICAL FP – WHOLE FAMILY HEALTH CENTER		543	120	18%	663
ADVENTHEALTH MEDICAL GROUP PROMPT CARE		474	185	28%	659
MOORINGS PARK INSTITUTE, INC, THE		633	26	4%	659
TREE HOUSE PEDIATRICS PLLC		592	67	10%	659
GULF COAST MOLECULAR LABORATORIES	13	542	102	16%	657
GOLDEN GATE FAMILY CLINIC		209	447	68%	656
GRAVITY DIAGNOSTICS, LLC	2	544	110	17%	656
LIFE CARE CENTER OF PENSACOLA		606	49	7%	655
POINT OF CARE TESTING SITE		630	24	4%	654
PALM GARDEN OF VERO BEACH		613	40	6%	653
SPRING HILL HEALTH AND REHABILITATION CENTER		629	24	4%	653
MAIN STREET MEDICAL CENTER		131	520	80%	651
MANOR PINES CONVALESCENT CENTER LLC	1	626	21	3%	648
MAVERICK LABS		460	188	29%	648
JOHN KNOX VILLAGE HEALTH CENTER		625	23	4%	648
MOUNT SINAI LABORATORY		618	29	4%	647
ST JOHN'S NURSING CENTER		623	23	4%	646
EXPRESS PHARMACY		593	48	7%	641
ORANGE BLOSSOM FAMILY HEALTH		612	28	4%	640
VETERANS AFFAIRS MEDICAL CENTER	1	41	594	93%	636
AMERICAN SCIENTIFIC LABORATORIES LLC		628	5	1%	633
SOUTHEAST ALABAMA MEDICAL CENT		578	53	8%	631
EMERALD COAST PEDIATRICS		619	11	2%	630
LIFE CARE CENTER OF ORANGE PARK		598	30	5%	628
CLEWISTON NURSING AND REHABILITATION CENTER		606	12	2%	618
BOCA GRANDE HEALTH CLINIC		588	30	5%	618
BROAD INSTITUTE CLINICAL SEQUENCING RESEARCH PLATFORM	2	586	28	5%	616
HOLMES REGIONAL MEDICAL CENTER		5	610	99%	615
THE PRESERVE		606	9	1%	615
MID-FLORIDA PATHOLOGY		466	149	24%	615
LIFE CARE CENTER OF HILLIARD		593	22	4%	615
PEDIATRIC HEALTHCARE ALLIANCE		580	34	6%	614
FORT MYERS INTERNAL MEDICINE, LLC		553	61	10%	614
GOLDEN GLADES NURSING & REHABILITATION CTR		597	16	3%	613
HOLY CROSS HOSPITAL		12	598	98%	610
SUWANNEE HEALTH AND REHABILITATION CENTER		604	5	1%	609
SEBASTIAN RIVER MEDICAL CENTER	2	440	166	27%	608
Fernandina Beach Rehabilitation and Nursing Center	1	587	19	3%	607

# COVID-19: testing by laboratory

Data through Mar 11, 2021 verified as of Mar 12, 2021 at 09:25 AM

Data in this report are provisional and subject to change.

The numbers in the table below represent the number of Florida and non-Florida residents for whom test results were received by the Department of Health. A person can be tested by more than one laboratory and can have both positive and negative results. **Therefore, the sum of the numbers in each column will be larger than the total number of people tested.**

Reporting lab	Inconclusive	Negative	Positive	Percent positive	Total
MANOR CARE HEALTH SERVICES - FT MYERS		581	25	4%	606
CYPRESS VILLAGE	1	578	24	4%	603
PEDIATRIC HEALTHCARE ALLIANCE PA		550	51	8%	601
FAMILY HEALTH CENTERS OF SOUTHWEST FLORIDA INC		530	70	12%	600
PATIENTS FIRST - MAHAN DRIVE		164	436	73%	600
VETERANS AFFAIRS MEDICAL CENTER - JAMES A HALEY			597	100%	597
VITAS HEALTHCARE CORP OF CENTRAL FL		573	24	4%	597
CONSULATE HEALTHCARE OF VERO BEACH	14	500	82	14%	596
BUFFALO CROSSING HEALTHCARE & REHABILITATION CTR		581	15	3%	596
EDEN SPRINGS NURSING AND REHAB CENTER		485	110	18%	595
CITY MEDICAL OF NEW JERSEY, PC		541	51	9%	592
BROOKDALE FORT MYERS CYPRESS LAKE		590	2	0%	592
J AND G MEDICAL GROUP LLC		485	102	17%	587
DIAMOND RIDGE HEALTH AND REHABILITATION		551	32	5%	583
WILLOW BROOKE COURT AT INDIAN RIVER ESTATES		540	43	7%	583
CARITHERS PEDIATRIC GROUP		531	51	9%	582
WILLIAM OWEN PASS PARK		516	64	11%	580
AFC URGENT CARE CLEARWATER	1	123	456	79%	580
SHORELINE PHYSICIAN GROUP		364	216	37%	580
WATSON THERAPEUTICS INC	1	552	24	4%	577
NSPIRE HEALTHCARE MIAMI LAKES	8	555	14	2%	577
DAVITA LABORATORY		471	104	18%	575
HMA SANTA ROSA MEDICAL CENTER LLC DBA		453	122	21%	575
EMERALD SHORES HEALTH AND REHABILITATION		477	97	17%	574
THERADOC		152	421	73%	573
MEDONE URGENT CARE CENTER		350	223	39%	573
TENNESSEE DOH - NASHVILLE	2	504	66	12%	572
MEDICAL VB		451	121	21%	572
MAYFLOWER ASSISTED LIVING		564	6	1%	570
BALDOMERO LOPEZ STATE VETERANS NURSING HOME	2	562	4	1%	568
BALDWIN PEDIATRICS	1	536	28	5%	565
ECCOLAB GROUP	1	146	413	74%	560
CONTINENTAL CLINICAL RESEARCH, LLC		517	42	8%	559
BOND CLINIC PA PEDIATRICS DEPT		511	47	8%	558
MANOR CARE NURSING CENTER OF SARASOTA FL LLC		469	87	16%	556
MEDICAL CENTER OF DELTONA, INC		461	95	17%	556
NCH HEALTHCARE BONITA		425	130	23%	555
PALM GARDEN OF TAMPA		526	29	5%	555
CLINICAL ENTERPRISE, INC		533	20	4%	553
The Sands at South Beach		547	4	1%	551
NEMOURS CHILDREN'S HOSPITAL		453	98	18%	551
EXPRESS URGENT CARE LLC		1	550	100%	551
CLIFFORD CHESTER SIMS STATE VETERANS		539	12	2%	551
Signature HealthCare Center of Waterford		516	31	6%	547
VITAE DIAGNOSTICS		534	13	2%	547
Plantation Bay Rehabilitation Center		522	24	4%	546

# COVID-19: testing by laboratory

Data through Mar 11, 2021 verified as of Mar 12, 2021 at 09:25 AM

Data in this report are provisional and subject to change.

The numbers in the table below represent the number of Florida and non-Florida residents for whom test results were received by the Department of Health. A person can be tested by more than one laboratory and can have both positive and negative results. **Therefore, the sum of the numbers in each column will be larger than the total number of people tested.**

Reporting lab	Inconclusive	Negative	Positive	Percent positive	Total
NCF DIAGNOSTICS & DNA TECHNOLOGIES	15	211	318	58%	544
WHITE-WILSON MEDICAL CENTER - FORT WALTON BEACH		524	20	4%	544
COASTAL URGENT CARE		428	116	21%	544
DOCTORS CENTER,THE		432	111	20%	543
SABAL PALMS HEALTH AND REHAB		491	50	9%	541
VETERANS AFFAIRS MEDICAL CENTER - GAINESVILLE		3	538	99%	541
BAPTIST PRIMARY CARE	2	433	106	20%	541
PIONEER CLINICAL LAB LLC		437	103	19%	540
VETERANS AFFAIRS MEDICAL CENTER - BAY PINES		18	521	97%	539
CLARITY LABS		464	70	13%	534
AUGUSTUS LABS LLC		423	109	20%	532
SOLARIS HEALTHCARE LAKE CITY		432	99	19%	531
DOH - INDIAN RIVER		450	79	15%	529
VILLA MARIA NURSING & REHAB CENTER INC	1	515	13	2%	529
MED FAST URGENT CARE CENTER		260	268	51%	528
MEDICAL CENTER CLINIC-IMMEDIATE CARE	1	423	104	20%	528
MEDONE URGENT CARE AT ST. AUGUSTINE		136	392	74%	528
AMERICA'S PHARMACY LLC		466	59	11%	525
VALENCIA HILLS HEALTH AND REHABILITATION CENTER		512	13	2%	525
OCALA FAMILY MEDICAL CENTER INC	2	459	64	12%	525
HARBOUR HEALTH CENTER		508	15	3%	523
PALMETTO FAMILY HEALTHCARE	1	337	185	35%	523
RICARDO NAVARRO DO PA		450	72	14%	522
CHILDRENS MEDICAL ASSOCIATION PA		463	58	11%	521
HEARTLAND PEDIATRICS OF LAKE WALES		464	55	11%	519
PALM GARDEN OF CLEARWATER		498	18	3%	516
FOUNTAIN MANOR HEALTH AND REHAB CENTER	1	497	18	3%	516
JACKSON MEMORIAL PERDUE MEDICAL CENTER		488	26	5%	514
MEDFAST URGENT CARE CENTERS		231	281	55%	512
FLORIDA DEPARTMENT OF HEALTH IN CALHOUN COUNTY		385	126	25%	511
DXTERITY DIAGNOSTICS	2	473	31	6%	506
NEW YORK HOSPITAL LABORATORIES	1	492	12	2%	505
MEMORIAL PEMBROKE 24/7 CARE CENTER		385	120	24%	505
RAINBOW PEDIATRIC CENTER PA		472	32	6%	504
PALM GARDEN OF JACKSONVILLE	2	420	80	16%	502
FLORIDA DEPARTMENT OF HEALTH CLAY COUNTY	1	403	98	20%	502
RIVER GARDEN HEBREW HOME FOR THE AGED		448	54	11%	502
RESTORE HEALTH URGENT CARE		394	108	22%	502
Southern Oaks Care Center	1	463	37	7%	501
ARCPPOINTS LABS		435	65	13%	500
ENZO CLINICAL LABS INC	3	472	25	5%	500
ST CLOUD REGIONAL MEDICAL CENTER CLINICAL LAB		394	106	21%	500
CLINICAL PATHOLOGY LABS		388	111	22%	499
CHILDRENS CLINIC WEST FLORIDA PEDIATRICS		455	43	9%	498
The Manor at Blue Water Bay		437	60	12%	497
FIRST CHOICE PEDIATRICS		405	91	18%	496

# COVID-19: testing by laboratory

Data through Mar 11, 2021 verified as of Mar 12, 2021 at 09:25 AM

Data in this report are provisional and subject to change.

The numbers in the table below represent the number of Florida and non-Florida residents for whom test results were received by the Department of Health. A person can be tested by more than one laboratory and can have both positive and negative results. **Therefore, the sum of the numbers in each column will be larger than the total number of people tested.**

Reporting lab	Inconclusive	Negative	Positive	Percent positive	Total
HEALTH CENTER AT BRENTWOOD	1	449	44	9%	494
JACKSON MEMORIAL LONG TERM CARE CENTER		472	22	4%	494
UNIVERSITY OF TAMPA INC, THE		484	9	2%	493
SANDBAY URGENT CARE		396	95	19%	491
ASCEND CLINICAL	5	415	71	14%	491
MICHAEL A MIDDLETON MD PA□		471	19	4%	490
HILLCREST HEALTH CARE & REHABILITATION CENTER	3	471	14	3%	488
WEST GABLES HEALTH CARE CENTER		477	10	2%	487
CITRUS NURSING CENTER LLC		440	46	9%	486
SUSANNA WESLEY HEALTH CENTER		450	36	7%	486
THE PALACE AT HOMESTEAD	1	465	20	4%	486
MANOR OAKS NURSING & REHAB CENTER	5	478	2	0%	485
COLLIER URGENT CARE CENTERS CREEKSIDE		442	41	8%	483
NORTH FLORIDA RETIREMENT VILLAGE		479	2	0%	481
AFC URGENT CARE FAMILY CARE			478	100%	478
LAUDERDALE NURSING CENTER LLC	1	458	19	4%	478
HARTS HARBOR HEALTH CARE CENTER		457	21	4%	478
SHORE ACRES CARE CENTER		442	35	7%	477
HOPE HOSPICE AND COMMUNITY SERVICES INC	14	445	18	4%	477
BROWARD PARTNERSHIP	6	463	8	2%	477
Good Samaritan Society Kissimmee Village		410	65	14%	475
FLO-MEDILAB SERVICES LLC		188	282	60%	470
BENTON PEDIATRICS INC		421	48	10%	469
MANOR AT CARPENTERS		442	27	6%	469
FLORIDA HOSPITAL WAUCHULA		334	135	29%	469
Quest Diag Unspecifd	1	317	150	32%	468
PARKLANDS FACILITY INC	4	422	42	9%	468
NAVAL HOSPITAL - JACKSONVILLE		136	332	71%	468
ORLANDO HEALTH CENTER FOR REHABILITATION		454	13	3%	467
LITTLE PINE PEDIATRICS PLLC	3	406	58	12%	467
CARENOW	2	260	203	44%	465
LIFE CARE CENTER OF PALM BAY□		438	27	6%	465
DBI HEALTH INC		448	15	3%	463
HERON POINTE HEALTH AND REHABILITATION	1	458	3	1%	462
BROOKDALE PALMER RANCH	1	403	57	12%	461
PHYSICIANS PRIMARY CARE LAB	1	396	63	14%	460
SEMINOLE NURSING PAVILION		450	8	2%	458
STEWART SEBASTIAN RIVER MEDICAL CENTER		402	56	12%	458
AFC URGENT CARE SEMINOLE			456	100%	456
Williston Care Center		395	61	13%	456
AFC URGENT CARE TYRONE		2	453	100%	455
CLARIDGE HOUSE NURSING CENTER		437	18	4%	455
SIGNATURE HEALTHCARE OF BROOKWOOD GARDENS		448	6	1%	454
ELLENTON PEDIATRICS		435	18	4%	453
CARE ONE OF FLORIDA	1	307	145	32%	453
Q ANSWER LAB	1	392	59	13%	452

# COVID-19: testing by laboratory

Data through Mar 11, 2021 verified as of Mar 12, 2021 at 09:25 AM

Data in this report are provisional and subject to change.

The numbers in the table below represent the number of Florida and non-Florida residents for whom test results were received by the Department of Health. A person can be tested by more than one laboratory and can have both positive and negative results. **Therefore, the sum of the numbers in each column will be larger than the total number of people tested.**

Reporting lab	Inconclusive	Negative	Positive	Percent positive	Total
THE PALACE MANAGEMENT - THE PALACE AT CORAL GABLES		448	3	1%	451
PALM GARDEN OF ORLANDO		414	33	7%	447
Solaris HealthCare Windermere		415	32	7%	447
PENSACOLA PEDIATRICS PA - TIGER POINT	18	419	8	2%	445
NEW PLANT CITY FAMILY CARE	1	237	207	47%	445
RUSKIN HEALTH CENTER		267	178	40%	445
NEW YORK PRESBYTERIAN - CUMC CLINICAL		427	18	4%	445
FG RAPID RESULTS	2	189	253	57%	444
DIAMOND RIDGE HEALTH AND REHABILITATION CENTER		422	22	5%	444
FLORIDA HOSPITAL MEDICAL GROUP		270	173	39%	443
NORTH FLORIDA REHABILITATION & SPECIALTY CARE		436	6	1%	442
SMA SPECIALTY MEDICAL LAB		119	321	73%	440
VITAS LUTHERAN TOWERS INPATIENT PROGRAM		376	64	15%	440
EMERITUS AT NAPLES	2	437	1	0%	440
MEDSCAN LABORATORY INC	1	224	214	49%	439
SPEARHEAD MEDICAL		382	56	13%	438
BREVARD HEALTH ALLIANCE INC, THE		416	21	5%	437
SOLARIS HEALTHCARE OSCEOLA		415	22	5%	437
SUNSHINE URGENT CARE LLC		288	147	34%	435
CONSULATE HEALTH CARE OF BAYONET POINT	4	424	7	2%	435
PRO HEALTH		188	247	57%	435
GANDY CROSSING CARE CENTER	1	419	14	3%	434
ST ANDREWS BAY SKILLED NURSING &		374	60	14%	434
Darcy Hall Of Life Care		420	13	3%	433
PALM GARDEN OF WINTER HAVEN	3	414	16	4%	433
Ocala Health and Rehabilitation Center		411	21	5%	432
Cypress Cove Care Center		331	100	23%	431
AVECINA MEDICAL JULINGTON	1	240	189	44%	430
APP-UNIPATH, LLC	2	413	15	3%	430
HEALTHY STEPS PEDIATRICS		382	47	11%	429
FLORIDA DEPT OF HEALTH IN BREVARD COUNTY	3	363	63	15%	429
MEDIPATH		19	409	96%	428
MINUTECLINIC LLC, #10357		427	1	0%	428
PALM GARDEN OF Ocala		330	98	23%	428
BROOKSVILLE HEALTHCARE CENTER LLC		414	13	3%	427
NURSING PLUS OF BROWARD LLC	1	408	17	4%	426
PW WINDERMERE SUBTENANT LLC		424	1	0%	425
Colonial Lakes Health Care		384	38	9%	422
NAPLES CHILDREN'S URGENT CARE		369	53	13%	422
Bardmoor Oaks Healthcare and Rehabilitation Center		410	11	3%	421
GARCIA CLINICAL LABORATORY		28	392	93%	420
STARKE FAMILY MEDICAL CENTER		330	89	21%	419
LEHIGH REGIONAL MEDICAL CENTER LAB		372	47	11%	419
MILLER BIOCONNECT		379	40	10%	419
ANCIENT CITY PEDIATRICS	1	402	16	4%	419
SANTA ROSA CENTER FOR REHABILITATION AND HEALING		350	69	16%	419

# COVID-19: testing by laboratory

Data through Mar 11, 2021 verified as of Mar 12, 2021 at 09:25 AM

Data in this report are provisional and subject to change.

The numbers in the table below represent the number of Florida and non-Florida residents for whom test results were received by the Department of Health. A person can be tested by more than one laboratory and can have both positive and negative results. **Therefore, the sum of the numbers in each column will be larger than the total number of people tested.**

Reporting lab	Inconclusive	Negative	Positive	Percent positive	Total
Solaris Healthcare Daytona	2	366	46	11%	414
SOLARIS HEALTHCARE MERRITT ISLAND		371	41	10%	412
MINUTECLINIC LLC #3671		366	44	11%	410
WHITE WILSON MEDICAL CENTER PA - NAVARRE		297	112	27%	409
LIFEBRITE	1	210	197	48%	408
MAGNOLIA FAMILY URGENT CARE		368	40	10%	408
ADDINGTON PLACE AT WELLINGTON GREEN		398	9	2%	407
TIDEWELL HOSPICE INC	2	398	7	2%	407
FLORIDA DEPARTMENT OF HEALTH		358	49	12%	407
ORCHARD PARK HEALTH & REHABILITATION		401	5	1%	406
TIDE LABORATORIES		362	43	11%	405
VITAS HEALTHCARE CORPORATION		400	5	1%	405
Timberridge Center for Rehabilitation and Healing		370	34	8%	404
CLERMONT HEALTH AND REHABILITATION CENTER		372	32	8%	404
ABBEY DELRAY		397	6	1%	403
ROLLINS COLLEGE WELLNESS CENTER		130	273	68%	403
INDIAN RIVER CTR, LLC		352	50	12%	402
ASSOCIATESMD MEDICAL GROUP INC		341	59	15%	400
TREASURE COAST COMMUNITY HEALTH	3	330	66	17%	399
ADVENTHEALTH EXPRESS CARE AT		326	72	18%	398
Manatee Springs Rehabilitation and Nursing Center		377	20	5%	397
AMEERAH LABS, LLC	2	310	82	21%	394
MINI ER AND URGENT CARE		289	105	27%	394
AFC URGENT CARE		68	326	83%	394
SOLARIS HEALTHCARE BAYONET POINT		376	16	4%	392
Destin Healthcare and Rehabilitation Center	1	350	40	10%	391
EPN URGENT CARE		52	338	87%	390
HOSPICE OF THE FLORIDA SUNCOAST,THE		387	3	1%	390
QUALITOX LABORATORIES		216	173	44%	389
MOOSEHAVEN HEALTH CENTER		351	38	10%	389
BARBER		13	376	97%	389
FHMG FLORIDA HOSPITAL MEDICAL GROUP		350	38	10%	388
PALMS OF SEBRING		353	34	9%	387
ADVENTHEALTH MEDICAL GROUP PROMPT CAR	1	274	112	29%	387
FLORIDA DEPARTMENT OF HEALTH IN LIBERTY COUNTY	2	288	96	25%	386
GOOD SAMARITAN CENTER		383	3	1%	386
ORLANDO VA MEDICAL CENTER			385	100%	385
HEALTHWORKS MED GROUP OF FLORIDA PA	3	372	8	2%	383
FAMILY CARE PARTNERS OF NORTHEAST FLORIDA LLC		309	74	19%	383
ABBOTT DIAGNOSTICS		365	17	4%	382
BROOKDALE PADDOCK HILLS	2	377	2	1%	381
SUNLAND MARIANNA COX MEDICAL CENTER		339	42	11%	381
PEDIATRICS BY THE SEA		365	15	4%	380
BLOUNTSTOWN REHABILITATION CENTER LLC		273	106	28%	379
VILLAGE DOCTORS OF KEYSTONE		298	81	21%	379
ST PETERSBURG PEDIATRICS-PARK BLVD		344	34	9%	378

# COVID-19: testing by laboratory

Data through Mar 11, 2021 verified as of Mar 12, 2021 at 09:25 AM

Data in this report are provisional and subject to change.

The numbers in the table below represent the number of Florida and non-Florida residents for whom test results were received by the Department of Health. A person can be tested by more than one laboratory and can have both positive and negative results. **Therefore, the sum of the numbers in each column will be larger than the total number of people tested.**

Reporting lab	Inconclusive	Negative	Positive	Percent positive	Total
PINES OF SARASOTA		374	4	1%	378
LIFE CARE PONTE VEDRA INC		370	8	2%	378
MOBILE MEDICAL ASSOCIATES PL	10	324	43	11%	377
BAYA PHARMACY WEST		8	368	98%	376
DIAGNOSTIC & CLINICAL CARE SERVICES INC DBA		300	75	20%	375
PEDIATRIC ASSOCIATES OF OCALA PA		344	31	8%	375
TRI-COUNTY NURSING AND REHABILITATION CENTER INC		360	15	4%	375
Bayside Care Center	1	354	20	5%	375
INTERNAL MEDICINE & PEDIATRICS OF TAMPA BAY PA		318	56	15%	374
ADVENTHEALTH EXPRESS CARE AT WALGREENS 49TH STREET		317	57	15%	374
Life Care Center of Ocala		304	69	18%	373
FAIR HAVENS CENTER, OPCO		367	6	2%	373
ACCESS MEDICAL CENTER	1	344	27	7%	372
HENDRY REGIONAL MEDICAL CENTER		107	265	71%	372
UR MEDICINE LABS- CENTRAL LABORATORY		350	22	6%	372
BAPTIST PRIMARY CARE, INC		343	28	8%	371
UNIVERSITY OF TAMPA STUDENT HEALTH AND SHC CLINICAL LABORATORY		219	152	41%	371
NATIONS BEST FAMILY HEALTH CARE		193	178	48%	371
URGENT CARE BETHESDA	1	318	52	14%	371
FLOMEDILAB		153	217	59%	370
Stacey Health Care Centers Inc. dba Riverside Care Center		340	29	8%	369
ADVENT HEALTH - TAMPA		148	220	60%	368
PruittHealth Panama City	1	302	64	17%	367
TRENTON MEDICAL CENTER INC DBA PALMS MEDICAL GROUP	4	270	93	25%	367
PALM GARDEN OF WEST PALM BEACH □	4	347	15	4%	366
SEA BREEZE REHAB AND NURSING CENTER □		355	9	2%	364
INFORM DIAGNOSTICS		354	9	2%	363
ST PETERSBURG PEDIATRICS-SEMINOLE BLVD		298	65	18%	363
HEALTH CENTRAL PARK		295	66	18%	361
NATURE COAST MEDICAL GROUP		267	94	26%	361
solaris Healthcare Parkway	2	341	17	5%	360
FLORIDA HEART & VASCULAR MULTISPECIALTY GROUP PA		262	98	27%	360
PORT SAINT LUCIE HOSPITAL		350	9	3%	359
FLORIDA HOSPITAL HEARTLAND MED CTR LAKE PLACID		270	89	25%	359
HARDEE MANOR HEALTH CARE CENTER	1	355	3	1%	359
MANOR CARE OF BOYNTON BEACH LLC		335	24	7%	359
BRISTOL AT TAMPA, THE	4	346	8	2%	358
SERENADES IN THE VILLAGES		305	53	15%	358
VETERANS AFFAIRS MEDICAL CENTER - LAKE CITY		52	306	85%	358
SUN COUNTRY PEDIATRICS PLLC	9	316	31	9%	356
KINDRED HOSPITAL	9	330	17	5%	356
ORCHARD RIDGE CARE AND REHABILITATION CENTER		336	19	5%	355
HAINES CITY REHABILITATION AND NURSING CENTER		331	24	7%	355
MY CLINICAL LAB		224	129	37%	353
QUOTIENT SCIENCES		342	11	3%	353
CHAUTAUQUA REHABILITATION AND NURSING CENTER		344	9	3%	353

# COVID-19: testing by laboratory

Data through Mar 11, 2021 verified as of Mar 12, 2021 at 09:25 AM

Data in this report are provisional and subject to change.

The numbers in the table below represent the number of Florida and non-Florida residents for whom test results were received by the Department of Health. A person can be tested by more than one laboratory and can have both positive and negative results. **Therefore, the sum of the numbers in each column will be larger than the total number of people tested.**

Reporting lab	Inconclusive	Negative	Positive	Percent positive	Total
MANORCARE HEALTH SERVICES - VENICE		297	55	16%	352
SOUTHERN LABORATORY SERVICES OF NWF		319	33	9%	352
SIGNATURE HEALTHCARE OF NORTH FLORIDA		348	4	1%	352
VILLAGE AT VIENNA SQUARE,THE	6	329	17	5%	352
MEDFAST URGENT CARE CENTER		122	230	65%	352
CORAL BAY HEALTHCARE AND REHABILITATION	1	338	12	3%	351
BAYSHORE DIAGNOSTICS		310	41	12%	351
SANFORD LABORATORIES		325	26	7%	351
WELL-BEING MEDICAL CENTER PLLC		324	27	8%	351
SIPARADIGM, DIAGNOSTIC INFORMATICS		273	77	22%	350
Palmetto Subacute Care Center		336	11	3%	347
HEALTH DESIGNS		332	14	4%	346
HARDEE COUNTY HEALTH DEPARTMENT		279	67	19%	346
LIFE CARE CENTER OF WINTER HAVEN		328	18	5%	346
MEMPHIS PATHOLOGY LABORATORY	4	323	19	5%	346
Bay Breeze Senior Living and Rehabilitation Center		292	53	15%	345
DIGNITY HEALING, LLC		329	15	4%	344
USAFSAM/PHE		174	169	49%	343
Palm Garden of Largo		339	4	1%	343
BARTON HEALTH ALLIANCE	3	294	45	13%	342
COLOR GENOMICS, INC.	2	334	6	2%	342
VILLAGE DOCTORS FAMILY MEDICAL CENTER OF		278	64	19%	342
WELL HEALTH WORKS	1	305	35	10%	341
Marshall Health and Rehabilitation Center		292	49	14%	341
ADVENT HEALTH CENTRA CARE - PALM COAST		80	261	77%	341
BETHESDA HEALTH URGENT CARE		268	73	21%	341
PLANT CITY PEDIATRICS	1	276	64	19%	341
TRINITY REGIONAL REHAB CENTER		326	15	4%	341
CRONOS CLINICAL LABORATORY	22	227	91	27%	340
SABAL DIRECT PRIMARY CARE, PA		281	59	17%	340
CORAL TRACE HEALTH CARE	2	333	5	1%	340
SELECT REFERENCE LABORATORIES, LLC	1	326	12	4%	339
ARCPPOINT LABS OF SARASOTA MANATEE		261	78	23%	339
ADVENT HEALTH - DELTONA ER		276	63	19%	339
BONIFAY NURSING AND REHAB CENTER		309	30	9%	339
FAIRWAY OAKS CENTER LLC	6	326	6	2%	338
OCEAN VIEW NURSING AND REHAB CENTER		321	16	5%	337
WHITE-WILSON MEDICAL CENTER - NICEVILLE		297	39	12%	336
ATLANTIC SHORES NURSING AND REHAB CENTER	1	325	9	3%	335
AYERS HEALTH & REHABILITATION CENTER		329	6	2%	335
NORTH PINELLAS STATMED QUICK QUALITY CLINICS		236	97	29%	333
TAMARAC REHABILITATION & HEALTH CENTER		328	3	1%	331
Life Care Center at Wells Crossing		309	21	6%	330
FL HUD DESTIN, LLC D/B/A GRAND BOULEVARD HEALTH		292	38	12%	330
SPECIALTY HEALTH AND REHABILITATION CENTER		304	25	8%	329
ONESTOP MEDICAL AND URGENT CARE LLC		285	44	13%	329

# COVID-19: testing by laboratory

Data through Mar 11, 2021 verified as of Mar 12, 2021 at 09:25 AM

Data in this report are provisional and subject to change.

The numbers in the table below represent the number of Florida and non-Florida residents for whom test results were received by the Department of Health. A person can be tested by more than one laboratory and can have both positive and negative results. **Therefore, the sum of the numbers in each column will be larger than the total number of people tested.**

Reporting lab	Inconclusive	Negative	Positive	Percent positive	Total
KISSIMMEE FACILITY OPERATIONS LLC		304	24	7%	328
BAY VILLAGE OF SARASOTA INC		323	3	1%	326
PIONEER CLINICAL LAB, LLC		212	113	35%	325
HCSO OCCUPATIONAL HEALTH AND WELLNESS CENTER		255	70	22%	325
SILVER CREEK SENIOR LIVING COMMUNITY		319	5	2%	324
AVENTURA REHAB AND NURSING CENTER		309	15	5%	324
MIDWAY SPECIALTY CARE CENTER	3	207	114	35%	324
SPRINGTREE REHAB & HEALTH CARE CENTER		303	21	6%	324
AVANTE AT MT DORA		320	4	1%	324
FAMILY EXPRESS URGENT CARE		5	318	98%	323
LAKE EUSTIS HEALTH AND REHABILITATION CENTER		316	7	2%	323
PEDIATRIC HEALTH CARE ALLIANCE, PA		290	33	10%	323
DELTONA HEALTH CARE		298	24	7%	322
ROSEWOOD HEALTH AND REHABILITATION CENTER		301	21	7%	322
AMBULATORY SURGERY CENTER OF BOCA RATON LTD		317	4	1%	321
HEALTH PARK CARE CENTER		316	4	1%	320
LabCorp (Non-Interfaced)	1	124	194	61%	319
ELMHURST HOSPITAL CENTER	1	289	28	9%	318
PruittHealth Santa Rosa		225	92	29%	317
SAMANTHA WILSON CARE CENTER	4	303	9	3%	316
KENNEDY PAIN CLINIC GROUP LLC		285	31	10%	316
Life Care Center of Punta Gorda	1	301	13	4%	315
PALMS REHABILITATION AND HEALTHCARE CENTER		278	37	12%	315
BIOCEPT		293	22	7%	315
The Care Center at Pinellas Park	1	306	8	3%	315
RIVERS FAMILY MEDICINE PA		234	80	25%	314
THE SPRINGS AT BOCA CIEGA BAY		305	9	3%	314
24/7 PEDIATRIC CARE CENTERS INC		293	20	6%	313
REHABILITATION CENTER OF LAKE CITY, THE		285	28	9%	313
MEDICAL CENTER AT OCEAN REEF,THE		297	16	5%	313
KEY WEST HEALTH AND REHAB	1	305	7	2%	313
GENESIS MEDICAL LABORATORY MIAMI FL.		83	230	73%	313
ST LUCIE EMPLOYEE HEALTH & WELLNESS CENTER		307	6	2%	313
GOOD SAMARITAN SOCIETY-DAYTONA		292	20	6%	312
MEDEXPRESS LUTZ		3	309	99%	312
ARGO SENIOR LIVING AT HAVERHILL		291	20	6%	311
SEASIDE HEALTH AND REHABILITATION CENTER		254	57	18%	311
JACKSON PLAZA NURSING & REHAB CENTER	6	297	7	2%	310
PHYSICIANS REGIONAL WALK-IN		190	120	39%	310
ELMCROFT PINECREST	1	286	22	7%	309
AVELLINO LAB USA, INC	1	295	12	4%	308
HOLISTIX TREATMENT CENTERS		301	7	2%	308
BEAR CREEK NURSING CENTER		303	5	2%	308
HOLIDAY CVS LLC DBA CVS/PHARMACY #0440		298	10	3%	308
SOUTHWEST ORLANDO FAMILY MEDICINE, PL		256	50	16%	306
TUSKAWILLA NURSING AND REHAB CENTER	2	297	7	2%	306

# COVID-19: testing by laboratory

Data through Mar 11, 2021 verified as of Mar 12, 2021 at 09:25 AM

Data in this report are provisional and subject to change.

The numbers in the table below represent the number of Florida and non-Florida residents for whom test results were received by the Department of Health. A person can be tested by more than one laboratory and can have both positive and negative results. **Therefore, the sum of the numbers in each column will be larger than the total number of people tested.**

Reporting lab	Inconclusive	Negative	Positive	Percent positive	Total
BAPTIST PRIMARY CARE INC	1	280	25	8%	306
TAVARES PEDIATRICS		259	46	15%	305
FAMILY CARE PARTNERS OF NE FLORIDA LLC		233	72	24%	305
WALGREENS 3173		280	25	8%	305
ST JUDE CHILDREN'S RESEARCH HOSPITAL		289	15	5%	304
Coastal Health and Rehabilitation Center		293	11	4%	304
ST JAMES HEALTH AND REHABILITATION CENTER		218	85	28%	303
REGENTS PARK OF BOCA RATON		300	3	1%	303
HOLLEY NAVARRE MEDICAL CLINIC		225	78	26%	303
LUTHERAN HAVEN		294	9	3%	303
Parkview Rehabilitation Center at Winter Park		293	8	3%	301
EXCEL PEDIATRICS		250	51	17%	301
BROOKDALE LAKE TAVARES		296	5	2%	301
FLORIDA HEALTH CARE PLANS			301	100%	301
COMMUNITY HEALTH AND REHABILITATION CENTER		237	62	21%	299
BOCA BIOLISTICS REFERENCE LABORATORY	2	185	112	37%	299
HEATHER HILL HEALTHCARE CENTER		252	46	15%	298
SAINTS 120 LLC	1	263	34	11%	298
ENCOMPASS HEALTH REHABILITATION HOSPITAL OF SUNRISE	8	283	6	2%	297
HOMESTEAD MANOR	2	255	40	13%	297
BUENA VISTA URGENT CARE		264	33	11%	297
BROOKDALE DESTIN		284	12	4%	296
BHA CENTRAL COUNTY CLINIC		254	42	14%	296
OSPREY LODGE		237	59	20%	296
URGENT CARE EXPRESS LLC		1	294	100%	295
ST CATHERINE'S WEST REHABILITATION HOSPITAL		282	13	4%	295
JACKSONVILLE KIDS PEDIATRICS, PLLC		262	33	11%	295
CROSS POINTE CARE CENTER	2	286	6	2%	294
LONGWOOD FAMILY PRACTICE		224	69	24%	293
LASER & SURGERY CENTER OF THE PALM BEACHES		292	1	0%	293
NORTHWEST MEDICAL CENTER CLINICAL LABORATORY		175	118	40%	293
Solaris Healthcare Lake Bennet		259	34	12%	293
LAKELAND REGIONAL HEALTH SYSTEMS INC		26	266	91%	292
BAY COUNTY SHERIFFS OFFICE JAIL FACILITY		247	45	15%	292
ESTERO ISLAND MEDICAL CENTER		229	63	22%	292
CLARE BRIDGE ORMOND BEACH	1	290			291
ROSEN MEDICAL CENTER		250	41	14%	291
JAMES A HALEY VETERANS HOSPITAL			290	100%	290
SIGNATURE HEALTHCARE AT THE COURTYARD		243	47	16%	290
PALM GARDEN OF GAINESVILLE	2	285	2	1%	289
AUBURN UNIVERSITY MEDICAL CLINIC		227	62	21%	289
CONSULATE HEALTH CARE OF SAFETY HARBOR		283	6	2%	289
AMERICAN HEALTH ASSOCIATES INC	1	270	17	6%	288
MANORCARE AT LELY PALMS		283	5	2%	288
FRICKS PHARMACY		226	61	21%	287
MANOR CARE OF NAPLES FL LLC		283	3	1%	286

# COVID-19: testing by laboratory

Data through Mar 11, 2021 verified as of Mar 12, 2021 at 09:25 AM

Data in this report are provisional and subject to change.

The numbers in the table below represent the number of Florida and non-Florida residents for whom test results were received by the Department of Health. A person can be tested by more than one laboratory and can have both positive and negative results. **Therefore, the sum of the numbers in each column will be larger than the total number of people tested.**

Reporting lab	Inconclusive	Negative	Positive	Percent positive	Total
RULEME CENTER	2	258	26	9%	286
BRIDGEWATER PARK HEALTH AND REHAB		257	29	10%	286
TALLAHASSEE NHHI LLC	1	257	27	9%	285
ADVANCED AMBULATORY SURGERY CENTER		271	13	5%	284
Life Care Center at Inverrary		275	8	3%	283
AURORA DIAGNOSTICS BERNHARDT LABORATORIES PATHOLOGY SERVICE		190	93	33%	283
The Grove Health and Rehabilitation		259	23	8%	282
Solaris Healthcare Coconut Creek		275	6	2%	281
AVANTE AT LEESBURG INC		280	1	0%	281
UNIVERSITY OF CENTRAL FLORIDA HEALTH SERVICES		280	1	0%	281
BAYA POINTE NURSING AND REHABILITATION		197	83	30%	280
ACCURATE DIAGNOSTIC LABS, INC		263	16	6%	279
DOCTORS MEMORIAL HOSPITAL		155	124	44%	279
SILVERCREST HEALTH AND REHABILITATION CENTER	3	268	8	3%	279
ADVENT HEALTH - TIMBERRIDGE ER		234	45	16%	279
PERSONALIZED GENETIC TESTING	1	182	95	34%	278
W FRANK WELLS NURSING HOME		250	28	10%	278
WESTCHESTER GARDENS LIMITED PARTNERSHIP		272	6	2%	278
PRUITT HEALTH-SANTA ROSA		275	2	1%	277
DEPARTMENT OF HEALTH BUREAU OF FAMILY		274	3	1%	277
BERNHARDT LABORATORIES	1	220	55	20%	276
Rehabilitation Center for Park Place LLC		265	11	4%	276
VILLAGES REGIONAL HOSPITAL SURGERY CENTER LLC, THE		218	58	21%	276
HARBOURWOOD	1	271	4	1%	276
renaissance health and rehabilitation center		257	18	7%	275
Glades West Rehabilitation and Nursing Center		266	8	3%	274
DAVID SCOTT MADWAR MD PA□		247	27	10%	274
MY HEALTHY BLUEPRINT BY BAPTIST HEALTH CARE		223	50	18%	273
EMERALD COAST PEDIATRICS & ADOL		252	20	7%	272
LA MER NH LLC□		266	5	2%	271
Solaris HealthCare Imperial		263	8	3%	271
NASSAU COUNTY JAIL		228	43	16%	271
AVON PARK PEDIATRICS INC	3	243	24	9%	270
PENSACOLA PEDIATRICS, PA		252	17	6%	269
Premier Place at The Glenview		260	9	3%	269
HUNT CLUB PEDIATRIC ASSOCIATES, P.A.		229	40	15%	269
ADVENT HEALTH CARE CENTER	9	246	13	5%	268
ADVENT HEALTH - WESTCHASE ER		227	41	15%	268
Heartland Healthcare of Ft. Myers	1	266	1	0%	268
CHIPOLA HEALTH AND REHAB		250	17	6%	267
BRENTWOOD RETIREMENT COMMUNITY	5	230	31	12%	266
LAKE PARK OF MADISON		257	9	3%	266
HOSPICE OF LAKE & SUMTER INC	1	260	5	2%	266
ADVENT HEALTH CENTRA CARE - ORMOND BEACH		113	153	58%	266
West Melbourne Health and Rehabilitation Center		265	1	0%	266
Life Care Center of Sarasota		252	13	5%	265

# COVID-19: testing by laboratory

Data through Mar 11, 2021 verified as of Mar 12, 2021 at 09:25 AM

Data in this report are provisional and subject to change.

The numbers in the table below represent the number of Florida and non-Florida residents for whom test results were received by the Department of Health. A person can be tested by more than one laboratory and can have both positive and negative results. **Therefore, the sum of the numbers in each column will be larger than the total number of people tested.**

Reporting lab	Inconclusive	Negative	Positive	Percent positive	Total
SERANADES BY SONATA WEST ORANGE		236	29	11%	265
TIERRA PINES CENTER		253	12	5%	265
HAVEN OF OUR LADY OF PEACE INC		256	8	3%	264
DAYTONA BEACH HEALTH AND REHAB CENTER		264			264
FLORIDA KEYS PEDIATRICS & ADOLESCENT CENTER		251	12	5%	263
CENTERSTONE OF FLORIDA		244	18	7%	262
OKEECHOBEE COUNTY HEALTH DEPT	1	178	83	32%	262
PAVILION FOR HEALTHCARE, THE		260	2	1%	262
ARTHREX MEDICAL CENTER	1	157	104	40%	262
PROTEUS MOLECULAR AND CLINICAL LAB	1	149	111	43%	261
Sunset Point Center		257	4	2%	261
VETERANS AFFAIRS MEDICAL CENTER - MIAMI		2	259	99%	261
CHIPOLA MEDICAL ASSOCIATES, LLC		185	75	29%	260
WIMAUMA COMMUNITY HEALTH CENTER		211	49	19%	260
FOUNTAIN INN NURSING & REHABILITATION CTR, INC		254	6	2%	260
CLIFFORD CHESTER SIMS VA NURSING HOME		251	9	3%	260
Vi at Lakeside Village Skilled Nursing		254	6	2%	260
STERLING HOUSE OF DELAND		259	1	0%	260
CONSULATE HEALTHCARE OF KISSIMMEE		247	12	5%	259
SARAPATH DIAGNOSTICS		139	120	46%	259
WESTWOOD HEALTHCARE SNF		213	46	18%	259
USA HEALTH UNIVERSITY HOSPITAL CLINICAL LABORATORY	1	247	10	4%	258
LODGE HEALTH AND REHABILITATION CENTER, THE		226	32	12%	258
PALM BEACH PEDIATRICS PA	2	224	32	12%	258
FLORIDA WOMAN CARE LABORATORY LLC		232	26	10%	258
FIRST CHOICE PRIMARY CARE		207	51	20%	258
RIVERWOOD HEALTH NH LLC		219	39	15%	258
BROWARD NURSING & REHABILITATION CTR	8	237	12	5%	257
STATMED QUICK QUALITY CLINIC AT NORTH PINELLAS		66	189	74%	255
CHEEK AND SCOTT DRUGS INC		210	45	18%	255
ABBOTT LABORATORIES		166	87	34%	253
MARTIN MEMORIAL MEDICAL CENTER LAB		128	125	49%	253
SHELL POINT VILLAGE MEDICAL CENTER		246	7	3%	253
Chatsworth at PGA National, LLC		241	12	5%	253
Consulate Health Care of North Fort Myers		238	12	5%	250
BUREAU OF CLINICAL LABORATORIES		208	41	16%	249
LUIS A GHIGLINO MD PA		240	9	4%	249
DAIRY ROAD URGENT CARE	2	131	115	46%	248
CARRINGTON PLACE OF ST PETE LLC		242	6	2%	248
FORT MYERS REHABILITATION AND NURSING CENTER		222	26	10%	248
MIAMI JEWISH HEALTH SYSTEMS, INC	4	234	9	4%	247
AZALEA TRACE PHYSICIAN SERVICES		244	3	1%	247
AMERICAN FINNISH NURSING HOME	2	237	7	3%	246
ARBOR FACILITY INC		246			246
AVECINA MOBILE		121	125	51%	246
Heritage Healthcare at Tallahassee		239	7	3%	246

# COVID-19: testing by laboratory

Data through Mar 11, 2021 verified as of Mar 12, 2021 at 09:25 AM

Data in this report are provisional and subject to change.

The numbers in the table below represent the number of Florida and non-Florida residents for whom test results were received by the Department of Health. A person can be tested by more than one laboratory and can have both positive and negative results. **Therefore, the sum of the numbers in each column will be larger than the total number of people tested.**

Reporting lab	Inconclusive	Negative	Positive	Percent positive	Total
KR at Hillsborough Lakes/Lutz Healthcare		236	10	4%	246
ADVENTHEALTH EXPRESS CARE AT WESLEY CH		218	27	11%	245
Surrey Place Healthcare and Rehabilitation		243	2	1%	245
ROSEWOOD HEALTHCARE & REHABILITATION CENTER		239	6	2%	245
ST MARK VILLAGE	1	239	5	2%	245
WHITE WILSON MEDICAL IMMEDIATE CARE NICEVILLE		31	213	87%	244
Solaris Senior Living North Naples ALF		235	9	4%	244
ADVENT HEALTH - ORLANDO		185	59	24%	244
MACCLENNY NURSING AND REHAB		226	18	7%	244
MALABAR/ADVENT CENTRA CARE		48	196	80%	244
CYPRESS COVE		237	6	2%	243
BOND CLINIC, PA		179	64	26%	243
Concordia Village of Tampa AL		238	5	2%	243
FLORIDA CLINICAL LABORATORY-BIOREFERENCE LABORATORIES		91	151	62%	242
AZALEA TRACE		229	13	5%	242
ARCHER HEALTH VENTURES, LLC		217	25	10%	242
HEARTLAND PEDIATRICS OF LAKE PLACID PA	1	210	30	12%	241
GOOD SAMARITAN CARES		236	5	2%	241
CLARE BRIDGE OF SARASOTA		238	2	1%	240
PALM GARDEN OF AVENTURA		236	3	1%	239
Crossbreeze care center	1	236	2	1%	239
ORANGE COUNTY HEALTH DEPT		228	11	5%	239
CHURCH OF SCIENTOLOGY FLAG SERVICE ORGANIZATION		237	2	1%	239
EDGEWATER AT WATERMAN VILLAGE,THE		224	15	6%	239
NORTH FLORIDA PEDIATRICS - MARIANNA		200	39	16%	239
AMERICAN HOUSE SENIOR LIVING		189	50	21%	239
LAKESIDE NEUROLOGIC		229	10	4%	239
DE LUNA HEALTH AND REHABILITATION CENTER		215	23	10%	238
HOMESTEAD VILLAGE		227	11	5%	238
TERRACES OF LAKE WORTH CARE CENTER□		226	12	5%	238
Cross Gardens Care Center		237	1	0%	238
BAYVIEW CENTER		233	5	2%	238
BOULEVARD REHABILITATION CENTER		222	14	6%	236
FELLOWSHIP HOME AT THE FAIRWAY LLC		229	7	3%	236
APLS SERVICES LLC D/B/A CLEAR DIAGNOSTICS	12	222	2	1%	236
Consulate Health Care of St. Petersburg		229	7	3%	236
FLORIDA ATLANTIC UNIVERSITY STUDENT HEALTH		197	38	16%	235
WASHINGTON REHAB AND NURSING		225	10	4%	235
OAK HAMMOCK AT THE UNIVERSITY OF FLORIDA		229	6	3%	235
REGENTS PARK AT AVENTURA		221	14	6%	235
BAY TREE CARE AND REHABILITATION CENTER		197	38	16%	235
Chatham Glen Healthcare and Rehabilitation Center		226	8	3%	234
ARCPPOINT LABS OF ST PETERSBURG		152	82	35%	234
UCC - WELLINGTON		3	230	99%	233
PEDIATRICS IN BREVARD PA		188	45	19%	233
TGH		1	231	100%	232

# COVID-19: testing by laboratory

Data through Mar 11, 2021 verified as of Mar 12, 2021 at 09:25 AM

Data in this report are provisional and subject to change.

The numbers in the table below represent the number of Florida and non-Florida residents for whom test results were received by the Department of Health. A person can be tested by more than one laboratory and can have both positive and negative results. **Therefore, the sum of the numbers in each column will be larger than the total number of people tested.**

Reporting lab	Inconclusive	Negative	Positive	Percent positive	Total
MANDARIN PEDIATRICS		210	22	9%	232
ST AUGUSTINE HEALTH & REHAB CENTER		231	1	0%	232
AMELIA MEDICAL CARE		84	148	64%	232
ATLANTIC URGENT CARE		155	77	33%	232
WALGREENS 10670		208	24	10%	232
JACKSONVILLE UNIVERSITY	1	217	13	6%	231
ManorCare Health Services-Palm Harbor	1	229			230
LYNN HAVEN SPORTS COMPLEX-WALKON CLINIC		21	209	91%	230
PONTE VEDRA GARDENS		229	1	0%	230
WATERMARK LAKE POINTE WOODS LLC		211	18	8%	229
Lake Port Square Health Center		212	16	7%	228
CONEY ISLAND HOSPITAL		221	7	3%	228
PARKS HEALTHCARE & REHABILITATION CTR	4	211	11	5%	226
Lakewood Nursing Center		196	29	13%	225
CITY OF PORT SAINT LUCIE		209	16	7%	225
Avante at Inverness		223	1	0%	224
WIREGRASS DIRECT PRIMARY CARE PLLC		190	33	15%	223
LEHIGH VALLEY GENOMICS			223	100%	223
SAMIR EBEID MD		200	23	10%	223
NORTH FLORIDA PEDIATRICS PA - DUVAL		193	29	13%	222
ARDEN COURTS OF TAMPA	2	215	5	2%	222
PINNACLES PEDS CARE PA		222			222
LORI MCAULIFFE MD PA		196	26	12%	222
DISCOVERY VILLAGE AT MELBOURNE		195	27	12%	222
220 GOLDEN, LLC	1	204	16	7%	221
THE RESIDENCE AT TIMBER PINES	4	192	25	11%	221
CCS - JOSEPH V CONTE		218	2	1%	220
Boynton Beach Rehabilitation Center	2	213	4	2%	219
Signature healthcare of Jacksonville		214	5	2%	219
WOOD LAKE HEALTH AND REHABILITATION CENTER		219			219
Avante at Orlando		214	4	2%	218
ANGELS DIAGNOSTIC GROUP		173	45	21%	218
HOLISTIC PEDIATRICS GROUP LLC		197	21	10%	218
ASCENSION MEDICAL GROUP		5	212	98%	217
LAKE PORT SQUARE		200	17	8%	217
THE MANOR AT CARPENTERS		185	32	15%	217
ST. CLOUD REGIONAL MEDICAL CENTER		199	18	8%	217
SURREY PLACE CARE CENTER		211	6	3%	217
CORAL REEF NURSING & REHABILITATION CENTER		211	5	2%	216
PALM BEACH COUNTY FIREFIGHTERS HEALTH CLINIC, LLC		176	40	19%	216
BROOKDALE ATRIM WAY		210	6	3%	216
EDGEWOOD NURSING CENTER		208	7	3%	215
FORT PIERCE HEALTH CARE		208	7	3%	215
GATEWAY/ADVENT CENTRA CARE	1	24	190	88%	215
RENAISSANCE AT THE TERRACES		214	1	0%	215
Orchid Cove at Sarasota		213	1	0%	214

# COVID-19: testing by laboratory

Data through Mar 11, 2021 verified as of Mar 12, 2021 at 09:25 AM

Data in this report are provisional and subject to change.

The numbers in the table below represent the number of Florida and non-Florida residents for whom test results were received by the Department of Health. A person can be tested by more than one laboratory and can have both positive and negative results. **Therefore, the sum of the numbers in each column will be larger than the total number of people tested.**

Reporting lab	Inconclusive	Negative	Positive	Percent positive	Total
BLOCK, NATION, CHASE, AND SMOLEN FAMILY MEDICINE		157	57	27%	214
NSPIRE HEALTHCARE LAUDERHILL		208	6	3%	214
KEY LARGO - LARGO CARGO		193	21	10%	214
MADISON FACILITY INC		212	1	0%	213
Consulate Healthcare of West Palm Beach		197	16	8%	213
VETERANS AFFAIRS ORLANDO VA MEDICAL CENTER			213	100%	213
POCONO MEDICAL CENTER		212			212
San Jose Health & Rehabilitation		206	6	3%	212
PCB CLINIC		167	45	21%	212
ST ANTHONYS REHABILITATION HOSPITAL	9	201	2	1%	212
LCS SANDHILL COVE LLC DBA	6	197	9	4%	212
DOCTORS MEMORIAL FAMILY MEDICINE	2	146	64	30%	212
CONSULATE HEALTH CARE OF WINTER HAVEN		209	3	1%	212
SUPERIOR RESIDENCES OF PANAMA CITY BEACH		205	6	3%	211
SEAVIEW NURSING AND REHABILITATION CENTER		209	2	1%	211
SUNRISE DIAGNOSTIC LABORATORY		158	53	25%	211
MACTOWN, INC		209	2	1%	211
CORAL GABLES NURSING & REHABILITATION CENTER		201	10	5%	211
LIFE CARE CENTER OF PORT ST. LUCIE		200	11	5%	211
MORSELIFE MEMORY CARE RESIDENCE		201	9	4%	210
RITECARE MEDICAL CENTER		139	71	34%	210
Royal Oaks Nursing and Rehab		209	1	0%	210
LAKEVIEW INTERNAL MEDICINE		153	57	27%	210
GOOD SAMARITAN SOCIETY OF DELAND		199	11	5%	210
HEALTH FIRST - HOLMES REGIONAL MEDICAL CENTER		32	177	85%	209
The Palace Nursing and Rehabilitation Center		209			209
COLONY CLUB ALF,THE	1	195	13	6%	209
Whispering Oaks	11	175	23	11%	209
Taylor Care Center		204	5	2%	209
Bayside Health and Rehabilitation		177	31	15%	208
BORLAND GROOVER CLINIC	1	170	37	18%	208
PALMS MEDICAL GROUP HIGH SPRINGS		174	33	16%	207
ADVENT HEALTH - LAKE NONA		179	28	14%	207
FULGENT GENETICS	2	165	40	19%	207
PADDOCK RIDGE		204	3	1%	207
Nspire Health Care Kendall		195	10	5%	205
BODYK		201	4	2%	205
POMPANO REHABILITATION AND NURSING CTR		205			205
GUEST HOUSE OCALA, THE		199	6	3%	205
SOLARIS SENIOR LIVING VERO BEACH		197	7	3%	204
BROOKDALE OF SPRING HILL	9	192	2	1%	203
CHILDREN MED CARE INC		170	33	16%	203
Sunnyside Nursing Home		200	3	1%	203
GLENRIDGE ON PALMER RANCH,THE		195	8	4%	203
PATHGROUP LABS LLC		97	105	52%	202
ADVENT HEALTH CENTRA CARE - DAYTONA BEACH		94	108	53%	202

# COVID-19: testing by laboratory

Data through Mar 11, 2021 verified as of Mar 12, 2021 at 09:25 AM

Data in this report are provisional and subject to change.

The numbers in the table below represent the number of Florida and non-Florida residents for whom test results were received by the Department of Health. A person can be tested by more than one laboratory and can have both positive and negative results. **Therefore, the sum of the numbers in each column will be larger than the total number of people tested.**

Reporting lab	Inconclusive	Negative	Positive	Percent positive	Total
ADVENT HEALTH CENTRA CARE - APOPKA NORTH		172	30	15%	202
POLK COUNTY HEALTH DEPARTMENT		178	24	12%	202
CONSULATE HEALTH CARE OF MELBOURNE		196	5	2%	201
Governors Creek Health and Rehabilitation	1	198	2	1%	201
EVENT MED SERVICES LABORATORY		196	5	2%	201
VILLAGE PLACE NH LLC		177	24	12%	201
ELLENTON PEDIATRICS PA		187	14	7%	201
VAMC WEST PALM LAB		5	196	98%	201
INN AT ASTON GARDENS, THE		193	7	4%	200
HERITAGE HEALTHCARE AND REHABILITATION CENTER		195	5	3%	200
ADVENT HEALTH - CARROLLWOOD	4	169	26	13%	199
CCS - PAUL REIN DETENTION FACILITY		133	66	33%	199
SOUTHLAND SUITES OF ORMOND BEACH	4	195			199
VI AT BENTLEY VILLAGE HOME CARE		198	1	1%	199
OAKBROOK HEALTH AND REHABILITATION CENTER	1	184	14	7%	199
LAUREL POINT CARE ACQUISITION LLC DBA SANDGATE GARDENS REHAB AND NURSI		171	27	14%	198
DEPARTMENT OF HEALTH & HUMAN SERVICES		198			198
BRADEN RIVER REHABILITATION CENTER LLC		196	1	1%	197
MATHISON RETIREMENT COMMUNITY, INC	1	188	8	4%	197
ST PETERSBURG PEDIATRICS-EAST BAY	1	164	32	16%	197
LAKE VIEW CARE CENTER AT DELRAY		190	6	3%	196
BAY VUE NURSING AND REHABILITATION CENTER		186	10	5%	196
NO FLORIDA PEDIATRICS, PA		169	27	14%	196
ABBIEJEAN RUSSELL CARE CENTER		195	1	1%	196
WHITE WILSON MEDICAL CENTER IMMEDIATE CARE		87	108	55%	195
Cross Terrace REhabilitation		193	2	1%	195
TARPON POINT NURSING AND REHABILITATION CENTER		192	3	2%	195
Heritage Park Rehabilitation & Healthcare		177	18	9%	195
FLORIDA HEALTH CARE PLAN INC		2	193	99%	195
MARTIN ACQUISITION 1 LLC DBA		181	13	7%	194
PALM HARBOR FAMILY PRACTICE & WALK-IN		147	47	24%	194
SARNO EXTENDED HOURS		124	69	36%	193
The Waterford		190	3	2%	193
MARION AND BERNARD L SAMSON NURSING CENTER		188	4	2%	192
GRACE PEDIATRICS		161	31	16%	192
PREMIER MEDICAL CENTER LLC		192			192
Flagler Health and Rehabilitation		189	3	2%	192
AMA MEDICAL GROUP LLC		160	32	17%	192
DOS OF NORTH SHORES NURSING & REHAB CENTER		192			192
CYPRESS POINT LIVING, LLC		177	15	8%	192
SANDY PINES	2	170	19	10%	191
HEALTH LINK DIAGNOSTIC LABORATORIES		182	9	5%	191
HOSPICE OF ST FRANCIS INC		184	7	4%	191
ARDEN COURTS OF SEMINOLE		150	41	21%	191
BOCA RATON REHABILITATION CENTER	4	183	3	2%	190
MIRACLE HILL NURSING & REHABILITATION CENTER INC		184	6	3%	190

# COVID-19: testing by laboratory

Data through Mar 11, 2021 verified as of Mar 12, 2021 at 09:25 AM

Data in this report are provisional and subject to change.

The numbers in the table below represent the number of Florida and non-Florida residents for whom test results were received by the Department of Health. A person can be tested by more than one laboratory and can have both positive and negative results. **Therefore, the sum of the numbers in each column will be larger than the total number of people tested.**

Reporting lab	Inconclusive	Negative	Positive	Percent positive	Total
SPRINGS AT LAKE POINTE WOODS		188	2	1%	190
NEO GENOMICS - FORT MYERS	1	183	6	3%	190
FINLAY CLINICAL LABORATORY INC		38	152	80%	190
SUNCOAST URGENT CARE		140	49	26%	189
TUSCAN GARDENS OF PALM COAST		184	5	3%	189
ALLIANCE PEDIATRICS PA		184	5	3%	189
PATHWAY PHARMACY		155	34	18%	189
MEDICAL CONSULTANTS OF FLORIDA LLC	1	155	33	17%	189
PARTICLE THEORY LABS		169	19	10%	188
WOMEN'S CARE FLORIDA LABORATORY		183	5	3%	188
OCEAN REEF MEDICAL CENTER		150	38	20%	188
FIRST CHOICE PEDIATRICS SEMORAN		97	91	48%	188
ADVANCED MEDICAL GROUP		1	187	99%	188
PLANTATION NURSING & REHAB CENTER		187			187
IMA MEDICAL GROUP		120	66	35%	186
CSL PLASMA		31	155	83%	186
DISCOVERY VILLAGE AT NAPLES		169	17	9%	186
LEESBURG PEDIATRICS		161	25	13%	186
ANTHEM LAKES LLC		151	35	19%	186
VIERA MANOR ASSISTED LIVING RESIDENCE		178	7	4%	185
STERLING HOUSE OF WINTER HAVEN		182	3	2%	185
METROPOLITAN HOSPITAL CENTER		179	6	3%	185
NIGHT LITE PEDIATRICS WINTER GARDEN		144	41	22%	185
FARAH MEDICAL		173	12	6%	185
LAKESIDE HEALTH CENTER		185			185
PATRIOT MEDICAL LABORATORIES		177	8	4%	185
ALLSOUTH URGENT CARE		19	166	90%	185
ADVENT		172	13	7%	185
ST. JAMES BAY HEALTH AND REHABILITATION CENTER		183	1	1%	184
BAPTIST HEALTH PRIMARY CARE	1	134	49	27%	184
GEORGIA DEPARTMENT OF PUBLIC HEALTH	1	5	178	97%	184
UNIVERSITY OF MIAMI		56	127	69%	183
ADVENT HEALTH CENTRA CARE - WESLEY CHAPEL		13	170	93%	183
HOSPITAL FOR SPECIAL SURGERY		180	3	2%	183
PBC FIREFIGHTER BENEFIT FUND WELLNESS CENTER		147	36	20%	183
LAB CORP	1	105	77	42%	183
KENILWORTH CARE & REHABILITATION CENTER		172	10	5%	182
BROOKDALE ORANGE PARK		181	1	1%	182
FLAGLER COUNTY DETENTION CENTER		174	8	4%	182
CANTERFIELD OF CLAY COUNTY		144	38	21%	182
BARKLEY PLACE	1	177	4	2%	182
NEW YORK CITY DEPARTMENT OF HEALTH & MENTAL		148	33	18%	181
Emory L Bennett State Veterans Nursing Home		178	3	2%	181
NADAL PEDIATRICS - VICTORIA STREET (3385)		153	28	15%	181
ST VINCENT'S AMBULATORY CARE INC DBA	2	155	24	13%	181
JACKSONVILLE NURSING AND REHAB CENTER		173	8	4%	181

# COVID-19: testing by laboratory

Data through Mar 11, 2021 verified as of Mar 12, 2021 at 09:25 AM

Data in this report are provisional and subject to change.

The numbers in the table below represent the number of Florida and non-Florida residents for whom test results were received by the Department of Health. A person can be tested by more than one laboratory and can have both positive and negative results. **Therefore, the sum of the numbers in each column will be larger than the total number of people tested.**

Reporting lab	Inconclusive	Negative	Positive	Percent positive	Total
AFTER HOURS PEDIATRICS INC	1	1	179	99%	181
MIDWAY PRIMARY CARE, LLC	11	102	68	38%	181
CARENOW LAKE MARY		45	136	75%	181
YOUR FAMILY WALK-IN CLINIC		13	167	93%	180
EDWARD J HEALEY REHAB & NURSING CENTER		180			180
ZON BEACHSIDE LLC		142	37	21%	179
STERLING HOUSE OF PUNTA GORDA		178	1	1%	179
GULF COAST MEDICAL CENTER		174	4	2%	178
ARDEN COURTS OF LARGO FL, LLC		156	22	12%	178
HAWKINS FAMILY MEDICINE LLC	1	127	49	28%	177
ADVENT HEALTH CENTRA CARE - CARROLLWOOD		5	172	97%	177
MIAMI VA HEALTHCARE SYSTEM			177	100%	177
ALL SEASONS NAPLES LLC		172	5	3%	177
PRIMECARE OF DOTHAN		123	54	31%	177
KINDRED HOSPITAL THE PALM BEACHES		171	5	3%	176
ORLANDO HEALTH EMERGENCY DEPARTMENT		163	12	7%	175
The Ponce Therapy Care Center		171	4	2%	175
SOUTH BALDWIN REGIONAL MEDICAL CENTER		162	12	7%	174
The Inn at Sarasota Bay Club		172	2	1%	174
QUICK CARE MED LLC	1	121	52	30%	174
CANTERFIELD OF OCALA, LLC		163	11	6%	174
GENE BY GENE		61	113	65%	174
ASTON GARDENS AT PELICAN MARSH		169	5	3%	174
BENDERSON FAMILY SKILLED NURSING AND		156	17	10%	173
US MEDICAL CARE, INC		154	19	11%	173
CENTRAL FLORIDA HEALTHCARE GROUP LLC		151	21	12%	172
WORKPLACE SCREENING INTELLIGENCE			172	100%	172
ROSECASTLE OF CITRUS		142	30	17%	172
CRYSTAL RIVER HEALTH & REHAB		171			171
HIGHLANDS URGENT CARE			171	100%	171
BROOKDALE FORT MYERS THE COLONY		167	4	2%	171
FORT WALTON REHABILITATION CENTER		133	38	22%	171
JUPITER MEDICAL CENTER URGENT CARE - STUART		124	47	27%	171
BRIGHTON EGGERT PHARMACY INC		163	7	4%	170
MEDICATION ROOMS-CSU/CI NURSE STATION	1	157	11	7%	169
CONCORD LIFE SCIENCES LLC	2	150	17	10%	169
Life Care Center of Orlando		164	5	3%	169
CARE CENTERS OF NASSAU		166	3	2%	169
EXOSOME DIAGNOSTICS	1	150	18	11%	169
PHYSICIANS REGIONAL MEDICAL CENTER - PINE RIDGE		20	149	88%	169
NORTH FLORIDA INTERNAL MEDICINE PA		135	34	20%	169
LABCORP BURLINGTON		134	35	21%	169
PANAMA CITY DEVELOPMENTAL CENTER		168			168
ANCHOR CARE AND REHABILITATION CENTER		167	1	1%	168
PEDIATRIC SPECIALISTS MEDICAL GROUP	1	155	12	7%	168
BEACON AT GULF BREEZE, THE	2	156	10	6%	168

# COVID-19: testing by laboratory

Data through Mar 11, 2021 verified as of Mar 12, 2021 at 09:25 AM

Data in this report are provisional and subject to change.

The numbers in the table below represent the number of Florida and non-Florida residents for whom test results were received by the Department of Health. A person can be tested by more than one laboratory and can have both positive and negative results. **Therefore, the sum of the numbers in each column will be larger than the total number of people tested.**

Reporting lab	Inconclusive	Negative	Positive	Percent positive	Total
TUSCAN GARDENS OF VENETIA MANAGEMENT COMPANY		155	13	8%	168
DOLPHIN POINTE HEALTH CARE LLC		148	20	12%	168
ROSECASTLE OF ZEPHRHILLS		165	3	2%	168
BAY EDUCATORS WELLNESS CENTER		110	57	34%	167
URGENT CARE OF THE PALM BEACHES, NORTH PALM BEACH			167	100%	167
FLORIDA STATE HOSPITAL CLINICAL LABORATORY		166	1	1%	167
ADVENT HEALTH CENTRA CARE - TEMPLE TERRACE	1	103	63	38%	167
SUMMERFIELD EMERGENCY ROOM		123	43	26%	166
MEADOWCREST FAMILY PHYSICIANS		97	69	42%	166
GLADES HEALTH CARE CENTER		163	3	2%	166
JUPITER MEDICAL CENTER URGENT CENTER		130	36	22%	166
OSPREY VILLAGE AT AMELIA ISLAND LTD		155	10	6%	165
JUNO DERMATOLOGY LLC		150	15	9%	165
THE ARLINGTON OF NAPLES INC.		162	3	2%	165
CITRUS HEALTH AND REHAB		132	33	20%	165
CAYUGA MEDICAL CENTER AT ITHACA		159	5	3%	164
MILLENNIUM PHYSICIAN GROUP LLC		142	22	13%	164
SUWANNEE VALLEY NURSING CENTER		150	14	9%	164
WILLISTON PEDIATRICS PA	1	139	23	14%	163
WALGREENS 4915	1	144	18	11%	163
COASTAL INTERNAL MEDICINE		125	38	23%	163
PEDIATRICS OF GREATER ORLANDO		140	23	14%	163
TRI COUNTY NURSING HOME		162	1	1%	163
WOODBRIIDGE FACILITY INC		158	5	3%	163
PRECISION GENETICS, INC		157	6	4%	163
BRADENTON HEALTH CARE		163			163
SUNY UPSTATE MEDICAL UNIVERSITY		148	13	8%	161
STAR CARE		141	20	12%	161
LAKEVIEW TERRACE RETIREMENT COMMUNITY		144	17	11%	161
MOBILE INFIRMARY MED CENTER PATH LAB		146	15	9%	161
SOMERBY LAKE NONA		154	7	4%	161
WESLEY HAVEN VILLA	1	126	34	21%	161
MID FLORIDA PATHOLOGY LLC MOBILE UNIT #4		110	51	32%	161
KEYSTONE REHAB		160			160
GREENBRIAR REHABILITATION AND NURSING CENTER	1	159			160
ARCADIA HEALTH AND REHABILITATION CENTER		100	60	38%	160
ARDEN COURTS OF DELRAY BEACH FL LLC	3	147	10	6%	160
BIOIQ		111	48	30%	159
BROOKDALE PENSACOLA		158	1	1%	159
HUNT CLUB PEDIATRIC ASSOCIATES PA		101	58	36%	159
ALTAMONTE MD		1	158	99%	159
WEST COAST FAMILY MEDICAL CARE		123	35	22%	158
HIGHLANDS LAKE CENTER		154	4	3%	158
WUESTHOFF REF LABORATORY			158	100%	158
ARDEN COURTS OF FORT MYERS		153	4	3%	157
THE VILLAGES REGIONAL HOSPITAL FREESTANDING		140	17	11%	157

# COVID-19: testing by laboratory

Data through Mar 11, 2021 verified as of Mar 12, 2021 at 09:25 AM

Data in this report are provisional and subject to change.

The numbers in the table below represent the number of Florida and non-Florida residents for whom test results were received by the Department of Health. A person can be tested by more than one laboratory and can have both positive and negative results. **Therefore, the sum of the numbers in each column will be larger than the total number of people tested.**

Reporting lab	Inconclusive	Negative	Positive	Percent positive	Total
Englewood Healthcare and Rehab		141	15	10%	156
DOCTORS MEMORIAL FAMILY PRACTICE	2	119	35	22%	156
REGENCY PARK		138	18	12%	156
VIPEDIATRICS PLLC		142	14	9%	156
TIMBERRIDGE NURSING HOME & REHAB		123	33	21%	156
A PLUS PEDIATRICS		136	19	12%	155
COCOA BEACH/ADVENT CENTRA		41	114	74%	155
POINTE, THE		126	28	18%	154
DIAMOND RIDGE		147	7	5%	154
SIGNATURE HEALTHCARE OF ORANGE PARK		151	3	2%	154
PRUITT HEALTH		152	2	1%	154
BARTRAM CROSSING		154			154
FAWCETT MEMORIAL HOSPITAL-LAB		39	115	75%	154
PALMETTO FACILITY INC	1	153			154
HIALEAH SHORES NURSING AND REHAB CENTER		146	8	5%	154
NORTH PORT REHABILITATION AND NURSING CENTER		153	1	1%	154
Kindred Hospital South Florida Hollywood SNU		146	7	5%	153
HEALTHPOINT MED GRP OF THE EMERALD COAST LLC		123	30	20%	153
FLORIDA DEPARTMENT OF HEALTH IN TAYLOR COUNTY	1	108	43	28%	152
NAIA		151	1	1%	152
BENTON HOUSE AT OAKLEAF		121	30	20%	151
CHARTER SENIOR LIVING OF PANAMA CITY BEACH		130	21	14%	151
LABORATORY OF FLORIDA		97	53	35%	150
VIERA DEL MAR HEALTH AND REHABILITATION CENTER		146	4	3%	150
The Crossroads		149	1	1%	150
JACKSONVILLE VA UNIVERSITY OPC	4	141	5	3%	150
VILLAGE PEDIATRICS LLC		123	26	17%	149
KRYSTAL BAY NURSING AND REHABILITATION		145	4	3%	149
GOLD CHOICE SENIOR COMMUNITIES		109	40	27%	149
PRECISION HEALTH RESOURCES, LLC	1	133	15	10%	149
SUNNY HILLS ALF OF SEBRING INC		138	11	7%	149
PROVIDENCE HOSPITAL LABORATORY		141	8	5%	149
BHA TITUSVILLE CLINIC		139	10	7%	149
LAKE REGIONAL URGENT CARE		11	138	93%	149
VITAS HEALTHCARE CORPORATION OF FL		133	15	10%	148
REFUAH HEALTH CENTER LABORATORY		141	7	5%	148
PHYSICIAN PARTNERS PERRY		85	63	43%	148
ALL FLORIDA FAMILY AND SPORTS MEDICINE		128	20	14%	148
WRIGHTS HEALTH CARE AND REHABILITATION CENTER		118	30	20%	148
AMERICAN FAMILY MEDICAL LLC		108	39	27%	147
SEAGRASS VILLAGE FLEMING ISLAND		110	37	25%	147
SONATA COCONUT CREEK	2	122	23	16%	147
NO FLORIDA PEDIATRICS, PA - BRADFORD		120	27	18%	147
FHMG-FLORIDA HOSPITAL MEDICAL GROUP		124	22	15%	146
CORE BIO LABS		76	70	48%	146
NORTH BEACH REHABILITATION CENTER		144	2	1%	146

# COVID-19: testing by laboratory

Data through Mar 11, 2021 verified as of Mar 12, 2021 at 09:25 AM

Data in this report are provisional and subject to change.

The numbers in the table below represent the number of Florida and non-Florida residents for whom test results were received by the Department of Health. A person can be tested by more than one laboratory and can have both positive and negative results. **Therefore, the sum of the numbers in each column will be larger than the total number of people tested.**

Reporting lab	Inconclusive	Negative	Positive	Percent positive	Total
MILLENNIUM LAB SERVICES			146	100%	146
Quail Run Health Care Center		146			146
CLEARWATER STATMED QUICK QUALITY CLINICS		42	104	71%	146
PALM BEACH COUNTY HEALTH DEPT LAB	4	136	6	4%	146
CAREATC CITY OF TAMPA		119	26	18%	145
DESOTO PALMS ALF		140	5	3%	145
NAVARRE GARDENS LLC		120	25	17%	145
BROOKDALE CAPE CORAL		145			145
GEORGE SAFRAN MD PC		132	13	9%	145
REGENCY CARE OF BLOUNTSTOWN LLC		135	10	7%	145
ADVENTHEALTH CENTRA CARE PONCIANA	1	81	62	43%	144
WALGREENS 6221		127	17	12%	144
VILLA MARIA WEST SKILLED NURSING FACILITY		137	7	5%	144
ADVENTHEALTH HOSPICE CARE CENTRAL FLORIDA		140	4	3%	144
NCRNC INC		140	4	3%	144
RDV SPORTSPLEX PEDIATRICS		116	27	19%	143
FAMILY EXTENDED CARE OF CENTRAL TAMPA		125	18	13%	143
JEFFERY WEINZWEIG		2	141	99%	143
JACKSON COUNTY HEALTH DEPARTMENT		98	44	31%	142
OAKHURST CENTER		135	7	5%	142
ALLCARE MEDICAL CENTERS PC		118	24	17%	142
NOVARI CARE LLC		97	44	31%	141
Hampton Court Nursing and Rehabilitation Center		139	2	1%	141
PORT ST LUCIE REHABILITATION AND HEALTHCARE		98	43	30%	141
CROSSWINDS HEALTH AND REHABILITATION CENTER	1	138	2	1%	141
OAKS OF KISSIMMEE HEALTH AND REHABILITATION CENTER		138	3	2%	141
UNITED CLINICAL LABORATORIES		132	9	6%	141
Nemours Children's Urgent Care		80	61	43%	141
NAPHCARE, INC AT MANATEE COUNTY JAIL		116	25	18%	141
QUEENS HOSPITAL CENTER	1	131	9	6%	141
MACKOUL PEDIATRICS FORT MYERS		124	17	12%	141
RIVERSIDE RECOVERY OF TAMPA		140	1	1%	141
FINNISH AMERICAN REST HOME-ALF		138	2	1%	140
F&T MEDICAL RESEARCH, INC		140			140
TUSCAN ISLE CHAMPIONSGATE OP CO LLC		138	2	1%	140
WEDGEWOOD HEALTHCARE CENTER		92	48	34%	140
Gulf Coast Healthcare (Longwood Health and Rehab		118	21	15%	139
MCW MENTAL HEALTH LLC		135	4	3%	139
SACRED HEART HEALTH SYSTEM INC		109	30	22%	139
CRANE CENTER		108	31	22%	139
WILTON MANORS HEALTH & REHABILITATION CENTER		130	9	6%	139
DAYSRING VILLAGE		117	22	16%	139
GRAND OAKS HEALTH & REHABILITATION		138	1	1%	139
ADVENT HEALTH CENTRA CARE - CITRUS PARK		9	129	93%	138
AMERICAN PATHOLOGY PARTNERS		136	2	1%	138
FLORIDA HEALTH CARE PLANS INC		1	137	99%	138

# COVID-19: testing by laboratory

Data through Mar 11, 2021 verified as of Mar 12, 2021 at 09:25 AM

Data in this report are provisional and subject to change.

The numbers in the table below represent the number of Florida and non-Florida residents for whom test results were received by the Department of Health. A person can be tested by more than one laboratory and can have both positive and negative results. **Therefore, the sum of the numbers in each column will be larger than the total number of people tested.**

Reporting lab	Inconclusive	Negative	Positive	Percent positive	Total
ADVENT HEALTH CENTRA CARE - DELAND		28	110	80%	138
LabCorp L#09258090 M#09258105		74	64	46%	138
ADVENT HEALTH - PALM HARBOR ER		107	31	22%	138
SMILEY MEDICAL GROUP		108	29	21%	137
MANOR AT BLUEWATER BAY		131	6	4%	137
PPC-LAB EDI ORCHARD BI		129	8	6%	137
GRAVITY DIAGNOSTICS		48	89	65%	137
CARENOW URGENT CARE - LAKE MARY			137	100%	137
SPRING HAVEN RETIREMENT	1	133	3	2%	137
BONITA PHARMACY		125	12	9%	137
CHERRY OAK PALM BEACH COUNTY		129	8	6%	137
LONGWOOD HEALTH AND REHABILITATION CENTER		124	12	9%	136
SONATA DELRAY BEACH		125	11	8%	136
GULFCOAST PEDIATRICS		128	8	6%	136
PENSACOLA PEDIATRICS - PACE		128	8	6%	136
ADVENT HEALTH CENTRA CARE - ORANGE CITY	1	53	82	60%	136
DB MD		121	15	11%	136
CLARE BRIDGE OF CAPE CORAL	1	135			136
PEDIATRIC CARE CENTER		135			135
MED COMP SCIENCES		1	134	99%	135
WINDSOR OF LAKEWOOD RANCH,THE		133	2	1%	135
MV MEDICAL PRACTICE DBA PRIMARY URGENT CARE		128	7	5%	135
IRL MARKET LAB ALACHUA		104	31	23%	135
CITRUS MEMORIAL HOSPITAL			135	100%	135
EAST NEW YORK DIAGNOSTIC AND TREATMENT		127	7	5%	134
STEWART MEDICAL GROUP		34	100	75%	134
ADVANCED MEDICAL CENTER		86	48	36%	134
DOCTOR'S IN HOUSE LABORATORY		18	116	87%	134
RITE MEDICAL CARE PC		132	2	1%	134
LIFE BRITE		118	16	12%	134
MAINSTREAM DIAGNOSTIC LABORATORY LLC		114	19	14%	133
SOUTH CAMPUS FACILITY INC		122	11	8%	133
ISLAND HEALTH AND REHABILITATION CENTER		132	1	1%	133
SENIOR LIVING VII TAMPA LLC	1	123	9	7%	133
Lakeside Nursing and Rehabilitation Center	1	106	25	19%	132
CLINICA HISPANA		1	131	99%	132
THE REHABILITATION CENTER OF LAKE CITY		127	5	4%	132
QUALITY URGENT CARE AND WELLNESS PL	3	93	36	27%	132
FOUNTAINS OF HOPE LLC, THE		130	1	1%	131
THE WELLNESS CENTER AT LAKEWOOD RANCH		43	88	67%	131
INTEGRATED REGIONAL LABORATORIES		119	12	9%	131
SUNLIFE PHARMACY		121	10	8%	131
PROFESSIONAL URGENT CARE SERVICES		98	33	25%	131
CENTRACARE		17	113	87%	130
MOOSEHAVEN LIFE CARE CENTER		130			130
HARBORCHASE OF VERO BEACH	1	114	15	12%	130

# COVID-19: testing by laboratory

Data through Mar 11, 2021 verified as of Mar 12, 2021 at 09:25 AM

Data in this report are provisional and subject to change.

The numbers in the table below represent the number of Florida and non-Florida residents for whom test results were received by the Department of Health. A person can be tested by more than one laboratory and can have both positive and negative results. **Therefore, the sum of the numbers in each column will be larger than the total number of people tested.**

Reporting lab	Inconclusive	Negative	Positive	Percent positive	Total
SONNIS PEDIATRICS PA		116	13	10%	129
TRI-COUNTY NURSING HOME		117	12	9%	129
FAMILY MEDICAL CARE OF PALM BEACH		69	60	47%	129
The Crossings		127	2	2%	129
AMERICAN HOUSE-BONITA SPRINGS□		128	1	1%	129
Sunrise Health and Rehabilitation Center		125	4	3%	129
LIFE CARE CENTER OF JACKSONVILLE□		108	21	16%	129
BMHSI-AEL MICROBIOLOGY LABORATORY	2	102	25	19%	129
ENCOMPASS HEALTH REHABILITATION OF SEA PINES		127	1	1%	128
FAWCETT MEMORIAL HOSPITAL LABORATORY			128	100%	128
WILLOW BROOKE COURT AT AZALEA TRACE		127	1	1%	128
LIFE CARE CENTER OF ALTAMONTE SPRINGS		102	26	20%	128
DAYSRING SENIOR LIVING LLC		126	2	2%	128
JPR URGENT MEDICAL CARE		125	2	2%	127
QUICK CARE MED PL CR		80	47	37%	127
HILLSBOROUGH COUNTY DEVELOPMENTAL CTR□	1	117	9	7%	127
GESSLER CLINIC PA		98	29	23%	127
SHOAL CREEK REHABILITATION CENTER		85	42	33%	127
PROMPT CARE OF CENTRAL FLORIDA			126	100%	126
TGH URGENT CARE - SEMINOLE			126	100%	126
PROVISTA DIAGNOSTICS, INC		123	3	2%	126
WILLOWBROOKE COURT AT ST ANDREWS ESTATES		121	5	4%	126
PEDIATRIC ASSOCIATES AT ARGYLE PA		120	6	5%	126
FIRSTCARE CLINIC		67	58	46%	125
MEASE COUNTRYSIDE HOSPITAL		1	124	99%	125
MANOR CARE OF PALM HARBOR		123	1	1%	124
ST JOSEPH'S HOSPITAL LABORATORY			124	100%	124
THE CLUB AND REHABILITATION CENTER		123	1	1%	124
Mt Sinai Aventura			124	100%	124
KINDRED HOSPITAL-BAY AREA-ST PETERSBURG LAB	1	117	6	5%	124
ARBOR GLEN AT ARBOR TRACE	2	113	9	7%	124
ADVENTHEALTH MEDICAL GROUP FAMILY MEDICINE AT		96	27	22%	123
IQBAL A FARUQUI MD□		91	32	26%	123
ADVENT HEALTH CENTRA CARE - BRANDON		31	92	75%	123
NORTH FL SOUTH GA HCS-MALCOM RANDALL VAMC			123	100%	123
THREE OAKS PHARMACY INC		109	13	11%	122
Peninsula Care and Rehab		110	12	10%	122
KINDRED HOSPITAL MELBOURNE	1	117	4	3%	122
ESCAMBIA COUNTY JAIL DETENTION DIVISION		119	3	2%	122
WINDERMERE MEDICAL CENTER		117	5	4%	122
COQUINA CENTER		119	3	2%	122
D PEDIATRICS		106	15	12%	121
PARKVIEW HEALTH		121			121
MINUTECLINIC DIAGNOSTIC OF RHODE ISLAND, LLC #729		117	4	3%	121
FLORIDA DEPARTMENT OF HEALTH IN LAKE COUNTY	1	78	42	35%	121
Sandy Ridge Center for Rehabilitation and Healing		100	21	17%	121

# COVID-19: testing by laboratory

Data through Mar 11, 2021 verified as of Mar 12, 2021 at 09:25 AM

Data in this report are provisional and subject to change.

The numbers in the table below represent the number of Florida and non-Florida residents for whom test results were received by the Department of Health. A person can be tested by more than one laboratory and can have both positive and negative results. **Therefore, the sum of the numbers in each column will be larger than the total number of people tested.**

Reporting lab	Inconclusive	Negative	Positive	Percent positive	Total
Crystal Health & Rehab Center		115	6	5%	121
GENEDX		46	75	62%	121
URGENT CARE TCMA			121	100%	121
MEYER PEDIATRICS		107	13	11%	120
EMBRY RIDDLE AERONAUTICAL UNIVERSITY HEALTH SERVICES		1	119	99%	120
ARIZONA DEPARTMENT OF HEALTH SERVICES		5	115	96%	120
DIAGNOSTIC LABORATORY OF OKLAHOMA		97	23	19%	120
BROOKDALE JENSEN BEACH □		117	3	3%	120
WALTON PLACE		119			119
ST PETERSBURG PEDIATRICS-MLK JUNIOR BLVD		110	9	8%	119
CLERMONT URGENT CARE			119	100%	119
ISLAND URGENT CARE PLLC DBA AFC URGENT CARE		118	1	1%	119
CITRUS MEMORIAL HEALTH SYSTEM LAB		2	117	98%	119
BOSTON RED SOX CLUB LP		117	2	2%	119
MATHISON RETIREMENT COMMUNITY		114	5	4%	119
RESEARCH CENTERS OF AMERICA, LLC		97	22	18%	119
PALMS FACILITY INC		104	15	13%	119
SEMINOLE TRIBE OF FLORIDA		96	22	19%	118
RDX BIOSCIENCE		60	58	49%	118
COASTAL HEALTH AND REHAB		110	8	7%	118
JEFFERSON COUNTY HEALTH DEPARTMENT-MONTICELLO		87	31	26%	118
HOBDAIR FAMILY HEALTH LLC □		82	36	31%	118
SH HERON EAST LLC □		103	15	13%	118
PSL NAPLES BH OPERATIONS, LLC		118			118
Avante at Melbourne		116	1	1%	117
NEIGHBORHOOD MEDICAL CENTER		112	5	4%	117
PANAMA PHARMACY	3	96	18	15%	117
MEMORY CARE OF NAPLES		117			117
LEE COUNTY SCHOOL DISTRICT	1	108	7	6%	116
BELVEDERE COMMONS OF FORT WALTON BEACH		106	10	9%	116
AMERICAN HOUSE COCONUT POINT		99	17	15%	116
VITAS HEALTHCARE CORPORATION OF FLORIDA		113	3	3%	116
FLORIDA ATLANTIC UNIVERSITY		109	7	6%	116
MAGNOLIA MEDICAL CLINIC		11	104	90%	115
BROOKDALE COLONIAL PARK	2	112	1	1%	115
SUNFLOWER SPRINGS ASSISTED LIVING		105	10	9%	115
THE COURTYARD ASSISTED LIVING		111	4	3%	115
KINDRED HOSPITAL SOUTH FLORIDA		113	2	2%	115
TIFFANY HALL NURSING AND REHAB CENTER		106	9	8%	115
NADAL PEDIATRICS		87	28	24%	115
ELAN BUENA VISTA		97	17	15%	114
MONTEFIORE MEDICAL CENTER LABORATORIES - MOSES		104	10	9%	114
ABSOLUTE HEALTH INTERNAL MEDICINE AND PEDIATRICS		99	15	13%	114
CABANA AT JENSEN DUNES, THE		110	4	4%	114
ATMORE COMMUNITY HOSPITAL LABORATORY		87	27	24%	114
BROWARD HEALTH CORAL SPRINGS EPIDEMIOLOGY DEPT		1	113	99%	114

# COVID-19: testing by laboratory

Data through Mar 11, 2021 verified as of Mar 12, 2021 at 09:25 AM

Data in this report are provisional and subject to change.

The numbers in the table below represent the number of Florida and non-Florida residents for whom test results were received by the Department of Health. A person can be tested by more than one laboratory and can have both positive and negative results. **Therefore, the sum of the numbers in each column will be larger than the total number of people tested.**

Reporting lab	Inconclusive	Negative	Positive	Percent positive	Total
FLORIDA MEDICAL CLINIC LLC		64	50	44%	114
TRADITION MEDICAL CENTER LABORATORY		49	65	57%	114
PINELLAS COUNTY JAIL			114	100%	114
HAZELDEN FLORIDA	1	109	3	3%	113
TREASURE COAST MEDICAL ASSOCIATES		4	109	96%	113
KINDRED HOSPITAL - SOUTH FLORIDA		110	3	3%	113
Courtyards of Orlando Care Center		101	12	11%	113
HIGHLANDS MEDICAL CENTER		110	3	3%	113
BAPTIST HEALTH URGENT CARE AT PLANTATION		87	26	23%	113
SOLARIS SENIOR LIVING OF MERRITT ISLAND		108	4	4%	112
WESTWOOD NURSING & REHAB		78	34	30%	112
ALLIED HEALTH FORT PIERCE		112			112
CLEVELAND CLINIC FOUNDATION		12	100	89%	112
SUMMIT MEDICAL GROUP		103	9	8%	112
UNIVERSITY MEDICAL CENTER SUITES		99	13	12%	112
GARDENS HEALTH NH LLC		111	1	1%	112
ALTERNATIVE LIVING, INC DBA TWIN CITIES PAVILION		108	3	3%	111
HOSPICE OF THE TREASURE COAST		107	4	4%	111
ARBOR TERRACE ORTEGA LLC	2	107	2	2%	111
PHYSICIANS REGIONAL CLINIC		82	29	26%	111
AHEC CLINIC		7	104	94%	111
FLAGLER COLLEGE HEALTH SERVICES		80	30	27%	110
MD 365 MEDICAL CARE		109	1	1%	110
WELLOW URGENT CARE PC		110			110
TGH URGENT CARE - TYRONE		2	108	98%	110
LAKE HOUSE ASSISTED LIVING		93	17	15%	110
AVANTE AT OCALA INC		80	30	27%	110
L&S SENIOR CARE DBA ARCADIA OAKS	4	105	1	1%	110
Lehigh Acres Health and Rehabilitation		99	11	10%	110
HOSPICE OF THE EMERALD COAST INC - PANAMA CITY	2	101	7	6%	110
MG PORT CHARLOTTE II SUBTENANT LLC		99	11	10%	110
BIODESIX, INC.		81	28	26%	109
PINELLAS CARE CENTER		79	30	28%	109
North Lake Care Center		107	1	1%	108
CARE RESOURCE COMMUNITY HEALTH CENTERS INC		102	6	6%	108
EVANS HEALTH CARE		106	2	2%	108
Riviera Health Resort		108			108
COLLIER PHARMACY		87	21	19%	108
UNIVERSITY HEALTH SYSTEM INC		98	10	9%	108
FIRST CHOICE PEDIATRICS INC		99	9	8%	108
SOUTH BALDWIN MEDICAL CENTER GULF SHORES		85	22	21%	107
Centre Pointe Health and Rehabilitation Center		96	11	10%	107
HEARTLAND PHARMACY LAKE PLACID, INC		80	27	25%	107
NAVY HOSPITAL			107	100%	107
ARBOR TERRACE SAN JOSE LLC	3	102	2	2%	107
ALL MY KIDS PEDIATRICS INC		75	32	30%	107

# COVID-19: testing by laboratory

Data through Mar 11, 2021 verified as of Mar 12, 2021 at 09:25 AM

Data in this report are provisional and subject to change.

The numbers in the table below represent the number of Florida and non-Florida residents for whom test results were received by the Department of Health. A person can be tested by more than one laboratory and can have both positive and negative results. **Therefore, the sum of the numbers in each column will be larger than the total number of people tested.**

Reporting lab	Inconclusive	Negative	Positive	Percent positive	Total
CVS		24	83	78%	107
BAY VIEW HEALTHCARE		85	22	21%	107
BAYCARE HEALTH SYSTEMS		2	104	98%	106
ELMCROFT OF BELLA VITA		98	8	8%	106
MINUTECLINIC LLC #4987		92	14	13%	106
HEARTLAND HEALTHCARE AND REHAB CENTER		84	22	21%	106
ROHR HOME		103	3	3%	106
HEART OF FLORIDA REGIONAL MED CTR		35	71	67%	106
NORTH FLORIDA EVALUATION AND TREATMENT CENTER	2	99	5	5%	106
MEDICAL CONSULTANTS OF FLORIDA DBA	1	90	14	13%	105
MY CLINICAL LAB INC		17	88	84%	105
PANCARE HEALTH GULF COUNTY		77	28	27%	105
DIATHERIX LABORATORIES		61	44	42%	105
SEMINOLE SPORTS AND FAMILY MEDICINE		94	11	10%	105
OPPENHEIMER PLASTIC SURGERY LLC		100	5	5%	105
SURFSIDE URGENT CARE		84	21	20%	105
SUMMIT MEDICAL GROUP PA		95	10	10%	105
PICH KTM CORP DBA MEDTOWN PHARMACY		89	16	15%	105
EAST RIDGE RETIREMENT VILLAGE INC		104			104
SHC College Park		103	1	1%	104
J FRANK AVEY MD		81	23	22%	104
PEDIATRIC CARE CENTER- JACKSONVILLE BEACH		75	29	28%	104
GRANDE, THE	2	98	4	4%	104
VISTA MANOR		92	12	12%	104
PREDICTIVE LABORATORIES, INC	1	90	13	13%	104
LATE HOURS URGENT CARE		58	46	44%	104
PRIME HEALTH OF NORTH PORT LLC		91	12	12%	103
KINDRED HOSPITAL NORTH FLORIDA	3	94	6	6%	103
NSPIRE HEALTHCARE TAMARAC		80	23	22%	103
FHMG LAKE MARY PEDS		89	14	14%	103
LEE MEMORIAL HEALTH SYSTEM HEALTH FAIR		98	5	5%	103
VIERA HOSPITAL			102	100%	102
A2Z DIAGNOSTICS		101	1	1%	102
MICRO PATH LABORATORIES INC		99	3	3%	102
CSL PLASMA INC		7	95	93%	102
WHITE PLAINS HOSPITAL CENTER LAB		97	4	4%	101
ST MARK ASSISTED LIVING CENTER	1	88	12	12%	101
EC OPCO CARROLLWOOD LLC		95	6	6%	101
SEVEN HILLS HEALTH AND REHABILITATION CENTER		85	16	16%	101
TUSCAN ISLE OPERATING COMPANY LLC DBA		98	3	3%	101
BROOKDALE VERO BEACH SOUTH AL		101			101
ISLAND DOCTORS		12	89	88%	101
SUNSHINE GARDENS		100	1	1%	101
CONCIMED LLC		88	13	13%	101
MINUTECLINIC DIAGNOSTIC		94	7	7%	101
CAREMOUNT MEDICAL - PATHOLOGY		96	4	4%	100

# COVID-19: testing by laboratory

Data through Mar 11, 2021 verified as of Mar 12, 2021 at 09:25 AM

Data in this report are provisional and subject to change.

The numbers in the table below represent the number of Florida and non-Florida residents for whom test results were received by the Department of Health. A person can be tested by more than one laboratory and can have both positive and negative results. **Therefore, the sum of the numbers in each column will be larger than the total number of people tested.**

Reporting lab	Inconclusive	Negative	Positive	Percent positive	Total
GLOBAL CENTRAL LABS AT PPD	2	88	10	10%	100
ST PETERSBURG PEDIATRICS-SEMINOLE		87	13	13%	100
DOUGLAS T JACOBSON STATE VETERANS HOME		100			100
Consulate Health Care of Port Charlotte		98	2	2%	100
EMERALD COAST CENTER		96	4	4%	100
WESTCHESTER MEDICAL CENTER		97	3	3%	100
ESCAMBIA COUNTY JAIL	1	73	26	26%	100
VILLAS OF HOLLY BROOK - BRADENTON 14TH		100			100
CCS - BROWARD COUNTY JAIL		94	6	6%	100
325TH MEDICAL GROUP		83	16	16%	99
LABCORP RTP		35	64	65%	99
VITAS HEALTHCARE		89	10	10%	99
PruittHealth Fleming Island		87	12	12%	99
SANIBEL INTERNAL MEDICINE, LLC		96	3	3%	99
CENTRAL FLORIDA HEALTH CARE		47	52	53%	99
CHARLES CROFT MD	1	96	1	1%	98
INNOVATIVE GENOMICS, LLC		77	21	21%	98
LANDMARK, THE		48	50	51%	98
PLAZA OF HALLANDALE BEACH		98			98
FLORIDA COMMUNITY HEALTH CENTERS INC			98	100%	98
SEMINOLE COUNTY HEALTH DEPARTMENT		79	19	19%	98
MACADAMS HOME HEALTH AGENCY		97	1	1%	98
MINUTECLINIC DIAGNOSTIC OF TEXAS, LLC		88	10	10%	98
URINEGOODHANDS LLC		96	2	2%	98
KORGENE LAB	1	28	69	70%	98
Cross Landings Health and Rehabilitation		97	1	1%	98
TURNING POINT OF TAMPA		92	6	6%	98
ORANGE PARK PEDIATRICS		89	9	9%	98
SIGNATURE HEALTHCARE OF PORT CHARLOTTE		91	7	7%	98
RIDGEWOOD DIAGNOSTIC LABORATORY		92	5	5%	97
ARBOR TRAIL		77	20	21%	97
ORLANDO LUTHERAN TOWERS ASSISTED LIVING		97			97
HEALTH CENTERS AT BRENTWOOD		96	1	1%	97
MINNESOTA TWINS		92	5	5%	97
HURLBURT FIELD CLINIC		39	58	60%	97
PEDIATRIC ASSOCIATES ORLANDO		82	14	15%	96
BARBARA O'REILLY MD PA		93	3	3%	96
DELAND WELLNESS CENTER			96	100%	96
MARKET STREET VIERA		95	1	1%	96
BAYSHORE MEMORY CARE		96			96
EPWORTH VILLAGE RETIREMENT COMMUNITY		96			96
THE TERRACE OF KISSIMMEE		80	15	16%	95
ARDEN COURTS OF LELY PALMS		93	2	2%	95
SUPERIOR RESIDENCES OF LECANTO		80	15	16%	95
DEVANSH LAB WERKS INC		79	16	17%	95
MIAMI BEACH COMMUNITY HEALTH CENTER		1	94	99%	95

# COVID-19: testing by laboratory

Data through Mar 11, 2021 verified as of Mar 12, 2021 at 09:25 AM

Data in this report are provisional and subject to change.

The numbers in the table below represent the number of Florida and non-Florida residents for whom test results were received by the Department of Health. A person can be tested by more than one laboratory and can have both positive and negative results. **Therefore, the sum of the numbers in each column will be larger than the total number of people tested.**

Reporting lab	Inconclusive	Negative	Positive	Percent positive	Total
HOSPICE OF MARTIN & ST LUCIE, INC		92	3	3%	95
PALMS EDGE	1	88	6	6%	95
CROSS CITY REHABILITATION AND HEALTH CARE CENTER		72	23	24%	95
Golfview Healthcare Center		90	5	5%	95
LECONTE MEDICAL CENTER LAB		75	19	20%	94
AEGIS MEDICAL GROUP		77	17	18%	94
DIAGNOSTIC SOLUTIONS		3	91	97%	94
MINUTECLINIC DIAGNOSTIC OF SOUTH CAROLINA, LLC		78	16	17%	94
CONSULATE HEALTH CARE OF SARASOTA□	1	93			94
KALEIDA HEALTH CENTER FOR LABORATORY		88	6	6%	94
NORTH SHORE MEDICAL LABS	1	86	7	7%	94
ADVENT HEALTH CENTRA CARE - EAST ORLANDO		65	29	31%	94
QPS, LLC		91	3	3%	94
ARDEN COURTS OF PALM HARBOR		74	19	20%	93
ADVENT HEALTH CENTRA CARE - WATERMAN		79	14	15%	93
ADVENTHEALTH MEDICAL GROUP PRIMARY CARE		89	4	4%	93
PRESERVE AT PALM AIRE	3	90			93
CORNERSTONE MEDICAL CARE OF BRANDON PL		76	17	18%	93
PENNSYLVANIA DEPT OF HEALTH		21	72	77%	93
LAKELAND REGIONAL HEALTH LAKE MIRIAM		50	42	46%	92
HARBORCHASE OF NAPLES		79	13	14%	92
BAY PINES MEDICAL ASSOCIATES		1	91	99%	92
GIBBENS FAMILY MEDICAL, LLC		73	19	21%	92
JOHN KNOX VILLAGE OF FLORIDA ALF	1	86	4	4%	91
MAGNOLIA DIAGNOSTIC		2	89	98%	91
HERON CLUB AT PRESTANCIA		89	2	2%	91
BAHIA OAKS LODGE		85	6	7%	91
KEYS MEDICAL GROUP			90	100%	90
RAPID RELIABLE TESTING NY LLC		83	7	8%	90
PEDIATRICS IN BREVARD PA- ROCKLEDGE		54	36	40%	90
ADVANCED EMURGENT CARE		27	63	70%	90
CAN COMMUNITY HEALTH		89	1	1%	90
HAWTHORN HOUSE□		76	14	16%	90
CENTURY CENTER FOR REHABILITATION & HEALING		72	18	20%	90
ATRIUM AT LIBERTY PARK□		85	4	4%	89
NORTH FLORIDA SPINE AND WELLNESS		69	20	22%	89
STUART LODGE LIVING LLC		66	23	26%	89
FREEDOM INN AT TARPON SPRINGS		82	7	8%	89
BAPTIST MEDICAL CENTER SOUTH		73	16	18%	89
ASHRAF MEDICAL GROUP PLLC DBA PULSE MD		86	3	3%	89
BAY REGIONAL URGENT CARE	1	51	37	42%	89
Winter Garden Rehab and Nursing Facility		78	11	12%	89
LENOX HILL HOSPITAL		82	7	8%	89
East Bay Rehabilitation Center		54	34	39%	88
GOVERNOR'S CREEK HEALTH & REHABILITATION		87	1	1%	88
LAKE GIBSON VILLAGE, LLC		85	3	3%	88

# COVID-19: testing by laboratory

Data through Mar 11, 2021 verified as of Mar 12, 2021 at 09:25 AM

Data in this report are provisional and subject to change.

The numbers in the table below represent the number of Florida and non-Florida residents for whom test results were received by the Department of Health. A person can be tested by more than one laboratory and can have both positive and negative results. **Therefore, the sum of the numbers in each column will be larger than the total number of people tested.**

Reporting lab	Inconclusive	Negative	Positive	Percent positive	Total
AVERO DIAGNOSTICS		64	24	27%	88
EXPERTUS LABORATORIES INC		28	59	68%	87
LABFIRST - DEPARTMENT OF PATHOLOGY		83	4	5%	87
ERIE COUNTY MEDICAL CTR CLINICAL LABS		83	4	5%	87
DEBARY HEALTH AND REHABILITATION CENTER		84	3	3%	87
PACIFIC ANALYTICS			87	100%	87
CALADIUM PEDIATRICS		79	8	9%	87
STONY BROOK UNIVERSITY MEDICAL CENTER		73	14	16%	87
CLYDE E LASSEN STATE VETERANS NURSING HOME		62	25	29%	87
BRANDON HEALTH AND REHABILITATION CENTER	1	85	1	1%	87
WEST		73	14	16%	87
MINUTECLINIC DIAGNOSTIC OF SOUTH CARO		72	15	17%	87
DISCOVERY VILLAGE AT THE FORUM		86			86
CRESTVIEW URGENT CARE		15	71	83%	86
SOUTH GEORGIA MEDICAL CENTER		48	38	44%	86
PENSACOLA DEVELOPMENTAL CENTER		67	19	22%	86
PORT CHARLOTTE REHABILITATION CENTER		73	13	15%	86
HARBOR BEACH NURSING AND REHABILITATION CENTER		83	3	3%	86
GRAND OAKS OF JENSEN BEACH LLC		84	1	1%	85
MINUTECLINIC DIAGNOSTIC OF NORTH CARO		75	10	12%	85
ARDEN COURTS OF SARASOTA		69	16	19%	85
A COUNTRY PLACE ASSISTED LIVING FACILITY		83	2	2%	85
WALGREENS #12673		82	3	4%	85
MIAMI SHORES NURSING & REHAB		85			85
SONATA WEST		83	2	2%	85
LIFESTREAM BEHAVIORIAL CENTER		64	21	25%	85
W. FRANK WELLS NURSING HOME		84	1	1%	85
Baldwin Pediatrx		73	11	13%	84
ARDEN COURTS OF WEST PALM BEACH		84			84
EAST ALABAMA MEDICAL CENTER LABORATORY		72	12	14%	84
LAKE WALES OPERATING GROUP LLC		79	5	6%	84
PINES OF SARASOTA GARDEN		84			84
ARBOR OAKS AT TYRONE	9	73	2	2%	84
NITE LITE PEDIATRICS - JACKSONVILLE		76	8	10%	84
WINDSOR OAKS		83	1	1%	84
UNIVERSTIY CENTER MEDICAL LLC DBA	1	79	4	5%	84
MINUTECLINIC DIAGNOSTIC OF NORTH CAROL		70	14	17%	84
LABCORP EMPLOYER SERVICES		82	1	1%	83
CANOPY ON BERRYHILL, THE		51	32	39%	83
MENORAH HOUSE		82	1	1%	83
FLORIDA DEPARTMENT OF HEALTH IN WALTON COUNTY		70	13	16%	83
LAFAYETTE NURSING AND REHABILITATION CENTER		81	2	2%	83
EISENHOWER ARMY MEDICAL CENTER		76	7	8%	83
Lanier Rehab		58	25	30%	83
TOTAL CARE PLUS LLC			83	100%	83
QUALITY URGENT CARE AND WELLNESS		45	37	45%	82

# COVID-19: testing by laboratory

Data through Mar 11, 2021 verified as of Mar 12, 2021 at 09:25 AM

Data in this report are provisional and subject to change.

The numbers in the table below represent the number of Florida and non-Florida residents for whom test results were received by the Department of Health. A person can be tested by more than one laboratory and can have both positive and negative results. **Therefore, the sum of the numbers in each column will be larger than the total number of people tested.**

Reporting lab	Inconclusive	Negative	Positive	Percent positive	Total
THE PAVILION FOR HEALTH CARE		72	10	12%	82
Lexington Health and Rehabilitation Center		82			82
LAKE HOWELL FAMILY MEDICINE ASSOCIATES		69	13	16%	82
LAB		29	53	65%	82
BRILLIANCE ASSISTED LIVING		65	17	21%	82
HUNTSVILLE HOSPITAL LABORATORY		57	25	30%	82
CATHOLIC HEALTH SYSTEM DEPT LABORATORY		80	2	2%	82
LONG TERM CARE OF JAY, LLC		60	21	26%	81
BIO-TECH CLINICAL LABORATORIES		41	40	49%	81
GATTOLINE ENTERPRISES, INC. DBA FAMILY CARE PHARMACY		68	13	16%	81
CARE CENTERS OF NASSAU, LLC - HENDRICKS RD		81			81
KEYSTYLE LIVING LLC	1	79	1	1%	81
NEW SMYRNA BEACH URGENT CARE			81	100%	81
STUART - FAIRGROUNDS		70	10	13%	80
Consulate Health Care of Jacksonville		66	14	18%	80
ACE BIOMEDICAL LABS LLC		67	13	16%	80
ROSECASTLE AT DELANEY CREEK		79	1	1%	80
MD 365 MEDICAL CARE PLLC		80			80
PLYMOUTH HOME FOR ADULTS, INC.	8	71	1	1%	80
VETERANS AFFAIRS MEDICAL CENTER - PALO ALTO		28	51	65%	79
CHAMBREL AT ISLAND LAKE		76	3	4%	79
BALMORAL TENANT SERVICES INC	1	43	35	44%	79
EDGEWATER AT WATERMAN VILLAGE		78	1	1%	79
CBS LABS OF TAMPA LLC		3	76	96%	79
MED ONE AT SAINT AUGUSTINE		49	30	38%	79
EMERALD COAST BEHAVIORAL HOSPITAL		73	6	8%	79
PUTNAM COUNTY SHERIFFS OFFICE		73	6	8%	79
LANDMARK HOSPITAL SOUTHWEST FLORIDA LLC		76	3	4%	79
ECOLAB GROUP		45	34	43%	79
FHMG- FLORIDA HOSPITAL MEDICAL GROUP		67	11	14%	78
Madison Health and Rehabilitation Center		42	36	46%	78
HUNTINGTON HOSPITAL LABORATORY		75	3	4%	78
ST VINCENT'S BIRMINGHAM		72	6	8%	78
LAKE MORTON PLAZA		75	3	4%	78
BEACHES PEDIATRICS PA		73	5	6%	78
FLORIDA PEDIATRIC GROUP		27	50	65%	77
BLISS HEALTHCARE SERVICES	1	54	22	29%	77
HEALTH FIRST - PALM BAY HOSPITAL		2	75	97%	77
TRUE NORTH HEALTH NAVIGATION LLC DBA DISPATCHHEALTH	1	60	16	21%	77
AMERICAN ESOTERIC LAB-BIRMINGHAM		76	1	1%	77
PARK OF THE PALMS INC		77			77
ORANGE CITY NURSING AND REHAB		75	2	3%	77
LAB PLUS, LLC AT SAINT THOMAS WEST HOSPITAL		63	14	18%	77
CENTRAL BALDWIN IMMEDIATE CARE & FAMILY PRACTICE		59	18	23%	77
PANIRA HEALTHCARE CLINIC		2	75	97%	77
JERICO URGENT CARE		73	3	4%	76

# COVID-19: testing by laboratory

Data through Mar 11, 2021 verified as of Mar 12, 2021 at 09:25 AM

Data in this report are provisional and subject to change.

The numbers in the table below represent the number of Florida and non-Florida residents for whom test results were received by the Department of Health. A person can be tested by more than one laboratory and can have both positive and negative results. **Therefore, the sum of the numbers in each column will be larger than the total number of people tested.**

Reporting lab	Inconclusive	Negative	Positive	Percent positive	Total
WINDSOR REFLECTIONS		75	1	1%	76
G & R HEALTH MART PHARMACY		63	13	17%	76
S-H THIRTY-FIVE OPCO- PORT ST LUCIE, LLC	1	75			76
CLINICAL PATHOLOGY ASSOCIATES-SONIC REFERENCE LAB		76			76
DYNAMIC MEDICAL USA			76	100%	76
MOBILE PHYSICIAN SERVICES INC		68	8	11%	76
WALGREENS 9627		70	6	8%	76
BAPTIST HEALTH SOUTH FLORIDA - WEST BOCA URGENT CARE		52	24	32%	76
MINUTECLINIC DIAGNOSTIC OF OHIO LLC		59	17	22%	76
WEST VOLUSIA FAMILY AND SPORTS MEDICINE		75	1	1%	76
PENSACOLA PEDIATRICS MILTON		65	11	14%	76
Belleair Healthcare Center		70	6	8%	76
PROMEDICA LABORATORIES		21	54	72%	75
AU HEALTH		61	14	19%	75
ADVENTHEALTH EXPRESSCARE		45	30	40%	75
BOND CLINIC PA		43	32	43%	75
BROWARD HEALTH MEDICAL CENTER		3	71	96%	74
KINDRED AT HOME		65	9	12%	74
COOPER FAMILY MEDICAL PLLC		54	20	27%	74
NOAH CLINICAL LABORATORY		63	11	15%	74
PUBLIC SQUARE PHARMACY LLC		56	18	24%	74
ALLIANCE PEDIATRICS		43	31	42%	74
BROOKDALE OVIEDO		72	2	3%	74
SCOTT LAKE HEALTH AND REHABILITATION CENTER		71	2	3%	73
BROWARD HEALTH MEDICAL CENTER CLINICAL LAB			73	100%	73
CATHOLIC HEALTH SERVICES REGIONAL LAB		66	7	10%	73
HOLMES COUNTY HEALTH DEPARTMENT	1	59	13	18%	73
RARITAN BAY PERTH AMBOY		66	7	10%	73
WATERCREST ST LUCIE WEST	1	69	3	4%	73
MORTON PLANT HOSPITAL NURSING			73	100%	73
CONSULATE HEALTH CARE - LAKE MARY		72	1	1%	73
SIMED LABORATORY		57	16	22%	73
SOUTH LAKE PEDIATRICS		67	6	8%	73
WALGREENS #06012		64	8	11%	72
CRAIG BERGER MD PL D/B/A BAY AREA EYE INSTITUTE		72			72
MID FLORIDA PRIMARY CARE PA		58	14	19%	72
HAVEN OF OUR LADY OF PEACE		72			72
DISCOVERY VILLAGE AT PALM BEACH GARDENS		71	1	1%	72
ALTAMONTE PEDIATRIC ASSOCIATES		31	41	57%	72
ADVANCED LAB		67	4	6%	71
MEDRITE URGENT CARE		59	12	17%	71
STERLING HOUSE OF TALLAHASSEE	3	62	6	8%	71
WALGREENS 2941		68	3	4%	71
AMMON LABS		61	10	14%	71
OAK MANOR NURSING HOME		67	4	6%	71
NORTH FLORIDA PEDIATRICS		57	14	20%	71

# COVID-19: testing by laboratory

Data through Mar 11, 2021 verified as of Mar 12, 2021 at 09:25 AM

Data in this report are provisional and subject to change.

The numbers in the table below represent the number of Florida and non-Florida residents for whom test results were received by the Department of Health. A person can be tested by more than one laboratory and can have both positive and negative results. **Therefore, the sum of the numbers in each column will be larger than the total number of people tested.**

Reporting lab	Inconclusive	Negative	Positive	Percent positive	Total
PALM BAY HOSPITAL			71	100%	71
INN AT ASTON GARDENS AT PELICAN POINTE,THE		67	4	6%	71
LAKE CITY VA MEDICAL CENTER			71	100%	71
MERCY MEDICAL URGENT CARE CENTER INC		31	40	56%	71
EXPRESS DOCS LLC			71	100%	71
BARRY UNIVERSITY STUDENT HEALTH SERVICES		37	34	48%	71
SUNCOAST COMMUNITY HEALTH CENTERS PEDIATRICS		21	49	70%	70
SUMMIT AT VENICE	2	63	5	7%	70
PANCARE HEALTH - MALONE CLINIC		63	7	10%	70
ADVENT HEALTH - LAKE MARY		60	10	14%	70
USF HEALTH MORSANI CENTER		5	65	93%	70
Highlands Regional Hospital		63	7	10%	70
GV NAPLES OPCO, LLC		69	1	1%	70
ASSOCIATED CLINICAL LABORATORIES		62	8	11%	70
PARKSIDE INN	3	64	2	3%	69
PLANTATION GENERAL HOSPITAL CLINICAL LAB		26	43	62%	69
CP/AIG PENSACOLA DEVELOPMENT LLC		66	3	4%	69
NORTHEAST FLORIDA STATE HOSP-NURSING		68	1	1%	69
SAN JOSE SENIOR CARE LLC	1	43	25	36%	69
MEMORIAL MANOR		69			69
HERITAGE HEALTHCARE AND REHABILITATION CENTER		69			69
PEDIATRIC SERVICES AND BREATHING CENTER PA		49	20	29%	69
STONY BROOK SOUTHAMPTON		68	1	1%	69
JENNIFER J CHIAVETTA-GRLSANTI DC		55	13	19%	68
CL BRUMBACK PRIMARY CARE CLINICS		17	51	75%	68
MISIR DRUGS LLC		56	12	18%	68
AFTER HOURS PEDIATRICS			68	100%	68
MD LABS		41	27	40%	68
BROOKDALE BONITA SPRINGS		67	1	1%	68
Conway Lakes Health and Rehabilitation Center		68			68
SUNCOAST OPTIMAL WELLNESS		23	45	66%	68
BVM THE BRIDGES LLC		68			68
BIG BOCA SMILES LLC□		66	2	3%	68
AEL- MEMPHIS		17	51	75%	68
Avante at St Cloud, Inc.		66	2	3%	68
BOND CLINIC DR ELDEEB		35	32	48%	67
BIGGERS FAMILY MEDICINE PA	1	61	5	7%	67
MEASE MANOR INC		63	4	6%	67
ST JOHNS COUNTY DETENTION CENTER		67			67
EC OPCO PENSACOLA, LLC		66	1	1%	67
JACOBI MEDICAL CENTER		62	5	7%	67
GENPATH			67	100%	67
Stratford Court of Palm Harbor		56	10	15%	66
Gabisa Medical LLC		66			66
MEDEX MEDICAL EXPRESS OF PALATKA			66	100%	66
MED EXPRESS		6	60	91%	66

# COVID-19: testing by laboratory

Data through Mar 11, 2021 verified as of Mar 12, 2021 at 09:25 AM

Data in this report are provisional and subject to change.

The numbers in the table below represent the number of Florida and non-Florida residents for whom test results were received by the Department of Health. A person can be tested by more than one laboratory and can have both positive and negative results. **Therefore, the sum of the numbers in each column will be larger than the total number of people tested.**

Reporting lab	Inconclusive	Negative	Positive	Percent positive	Total
NORTH CENTRAL BRONX HOSPITAL		64	2	3%	66
PANCARE HEALTH - FREEPORT CLINIC SUITE B		57	9	14%	66
TROPICANA MANUFACTURING COMPANY INC		60	6	9%	66
BROOKDALE PALM COAST		66			66
TITUSVILLE FAMILY PRACTICE		16	50	76%	66
PEDIATRIC SERVICES OF AMERICA INC		63	3	5%	66
PRIMECARE AT TWIN LAKES		1	65	98%	66
SOMERBY OF SANTA ROSA BEACH		57	9	14%	66
TERRACE AT HOBE SOUND, THE	1	62	3	5%	66
AMERICAN FAMILY MEDICAL		53	13	20%	66
INDIGO MANOR		22	44	67%	66
LEVY COUNTY DEPARTMENT OF HEALTH		48	17	26%	65
NORTH SHORE UNIVERSITY HOSPITAL LABORATORY		59	6	9%	65
CORAL GABLES HOSPITAL			65	100%	65
SUWANNEE COUNTY SHERIFF OFFICE		62	3	5%	65
SUMMER VISTA ASSISTED LIVING		38	27	42%	65
VETERANS AFFAIRS MEDICAL CENTER - GULF COAST		27	38	58%	65
OKEECHOBEE URGENT CARE		17	48	74%	65
HARMONY CLINIC		1	64	98%	65
BROOKDALE CENTRE POINTE	1	64			65
GRAND VILLA OF DELAND		59	6	9%	65
ISLAND COAST PEDIATRICS		58	7	11%	65
LUTHERAN HAVEN ASSISTED LIVING		65			65
BOND AND STEELE CLINIC, PA		51	14	22%	65
TREASURE COAST FORENSIC TREATMENT CTR		44	21	32%	65
APOLLO HEALTH & REHABILITATION		59	6	9%	65
NOMI HEALTH LAB SERVICES LLC		5	60	92%	65
BISHOP GRADY VILLAS		63	2	3%	65
WADSWORTH HEALTH CENTER		61	3	5%	64
OUT OF STATE		40	24	38%	64
SOS MOBILE MEDICAL CARE LLC		53	11	17%	64
ADVENT HEALTH CENTRA CARE - WINTER GARDEN		18	46	72%	64
NEMOURS CHILDRENS PRIMARY CARE OVIEDO		51	13	20%	64
NXGEN MDX		20	44	69%	64
DELCARE PA		49	15	23%	64
TRINITY AL SENIOR HOUSING LLC		45	19	30%	64
JOSEPH L MORSE GERIATRIC CENTER	2	59	3	5%	64
GREENLEAF ALF		63	1	2%	64
Summit Medical Group, Pa Dba Citymd		58	6	9%	64
APC PEDIATRICS AT RYE ROAD MEDICAL PARK		63			63
BEEHIVE HOMES OF GULF BREEZE		47	16	25%	63
MEDI CLINIC SARASOTA INC		62	1	2%	63
FLORIDA MEDICAL CLINIC PA		46	17	27%	63
THOMAS INTERNAL MEDICINE		52	11	17%	63
DAVID POSNACK JEWISH DAY SCHOOL		63			63
VIERA HEALTH AND REHABILITATION CENTER		62	1	2%	63

# COVID-19: testing by laboratory

Data through Mar 11, 2021 verified as of Mar 12, 2021 at 09:25 AM

Data in this report are provisional and subject to change.

The numbers in the table below represent the number of Florida and non-Florida residents for whom test results were received by the Department of Health. A person can be tested by more than one laboratory and can have both positive and negative results. **Therefore, the sum of the numbers in each column will be larger than the total number of people tested.**

Reporting lab	Inconclusive	Negative	Positive	Percent positive	Total
OVERLOOK HOSPITAL LABORATORY		57	5	8%	62
BURRY'S PHARMACY INC		37	25	40%	62
ADVENT HEALTH - PALM COAST		1	61	98%	62
EMERALD COAST HOSPICE		61	1	2%	62
LAKELAND REGIONAL HEALTH		38	24	39%	62
MENTAL HEALTH CARE INC		53	9	15%	62
SAMFORD UNIVERSITY HEALTH SERVICES		61	1	2%	62
MICHAEL AKPEKE MD		52	9	15%	61
WASHINGTON REHABILITATION AND NURSING CENTER		51	10	16%	61
FLORIDA HEALTH CARE		8	53	87%	61
TROY REGIONAL MEDICAL CENTER		50	11	18%	61
GRAND ST PAUL CVS		61			61
DASCENA, INC		52	9	15%	61
HERNANDO COUNTY FIRE RESCUE DISTRICT		27	34	56%	61
Winter Park Care and Rehab		60	1	2%	61
VITAS HEALTHCARE CORP OF FLORIDA		60	1	2%	61
NORTH FLORIDA MEDICAL CENTER		57	4	7%	61
AR ANESTHESIA LLC		59	1	2%	60
PALM BAY URGENT CARE		28	32	53%	60
SILVER LAKE PEDIATRICS PA		55	5	8%	60
MEDEXPRESS - BLOOMIN BRANDS		42	18	30%	60
INTERNAL MEDICINE ASSOCIATES PA		56	4	7%	60
TWIN CREEKS ASSISTED LIVING & MEMORY CARE		57	3	5%	60
81ST MEDICAL GROUP		28	32	53%	60
CINNAMON COVE ALF		59	1	2%	60
THE PRESERVE AT CLEARWATER		58	2	3%	60
WILSON MEMORIAL REGIONAL MEDICAL CENTER		56	4	7%	60
COASTAL DETOX		59			59
UHEALTH AT FISHER ISLAND			59	100%	59
LPG CONVENIENT CARE AT PINE ISLAND ROAD		53	6	10%	59
TBI RESIDENTIAL SERVICES, INC.		48	11	19%	59
BIOTECH		52	7	12%	59
CARDIOLOGY AND MEDICINE ASSOCIATES		43	16	27%	59
FERN PARK DEVELOPMENTAL CENTER		5	54	92%	59
INTERNAL LAB		50	9	15%	59
RITECARE MED CTR H			59	100%	59
MILLENIUM PHYSICIANS GROUP		1	58	98%	59
WAVE CREST HEALTH AND REHABILITATION CENTER		57	2	3%	59
THE GOOD SHEPARDS OF DELAND-WEST		57	1	2%	58
KINDRED HOSPITAL CENTRAL TAMPA BLOOD GAS	1	52	5	9%	58
DEVELOPMENTAL DISABILITIES DEFENDANT PROGRAM		56	2	3%	58
SONATA BOCA RATON		54	4	7%	58
HORIZON ALF		57	1	2%	58
Margate Health and Rehabilitation Center		56	2	3%	58
MICHIGAN DEPARTMENT OF HEALTH AND HUMAN SERVICES	1		57	98%	58
BENTLEY CARE CENTER		58			58

# COVID-19: testing by laboratory

Data through Mar 11, 2021 verified as of Mar 12, 2021 at 09:25 AM

Data in this report are provisional and subject to change.

The numbers in the table below represent the number of Florida and non-Florida residents for whom test results were received by the Department of Health. A person can be tested by more than one laboratory and can have both positive and negative results. **Therefore, the sum of the numbers in each column will be larger than the total number of people tested.**

Reporting lab	Inconclusive	Negative	Positive	Percent positive	Total
MALCOM RANDALL DEPT OF VAMC			57	100%	57
KAPG FLEMING ISLAND SENIOR HOUSING OPCO LLC	1	56			57
ST FRANCIS HOSPITAL		49	8	14%	57
ALZHEIMERS CARE CENTER OF VIERA LTD		37	20	35%	57
TREASURE COAST PEDIATRICS PA		52	5	9%	57
EAST HILL PHARMACY		39	18	32%	57
ASCENSION SACRED HEART BAY LABORATORY		54	3	5%	57
ROYAL CARE OF AVON PARK		54	3	5%	57
THE CANOPY AT BERRYHILL		57			57
Palms at Ponte Vedra Assisted Living and Memory Care		54	3	5%	57
KEY WEST MEDICAL CENTER	1	50	6	11%	57
STEINHATCHEE FAMILY MEDICAL CENTER	1	48	8	14%	57
LINCOLN MEDICAL AND MENTAL HEALTH CENTER		54	3	5%	57
BioReference Laboratories, Inc		7	50	88%	57
EAGLES WATCH CLUSTER		47	9	16%	56
MEDLOGIC LABORATORIES		3	53	95%	56
MARQUIS LABS, LLC		55	1	2%	56
HIALEAH HOSPITAL RESPIRATORY DEPT			56	100%	56
REGENCY OAKS HEALTH CENTER		54	2	4%	56
PHYSICIANS PRIMARY CARE OF SOUTHWEST FLORIDA		39	17	30%	56
TOWERS HOME CARE		52	4	7%	56
GENESIS DERMATOLOGY		52	4	7%	56
MINUTECLINIC DIAGNOSTIC OF NEW JERSEY		49	7	13%	56
ATRIA PARK OF LAKE FOREST (WG HERITAGE LF LLC)		54	2	4%	56
MAUREEN OROURKE-FUTEY			56	100%	56
FREEDOM SQUARE NURSING CENTER		48	8	14%	56
TIFFANY HALL NURSING AND REHAB		44	12	21%	56
TUKA PEDIATRICS		7	49	88%	56
DEPT OF VA MED CENTE-WEST PALM BEACH			56	100%	56
INSTITUTE OF PATHOLOGY KINGS COUNTY		54	2	4%	56
COOPER FAMILY MEDICAL, PLLC		45	10	18%	55
SONATA HUNTERS CREEK		47	8	15%	55
CARE CENTERS OF NASSAU LLC MINER ROAD SOUTH		55			55
ARTHREX MEDICAL CENTER		32	23	42%	55
DOH-WEST PALM BEACH BRANCH LABORATORY		3	52	95%	55
NITE LITE PEDIATRICS - PORT ST. LUCIE		46	9	16%	55
CHILDREN'S HOSPITAL OF ALABAMA		54	1	2%	55
PREMIER MEDICAL ASSOCIATES ALL FLORIDA LLC		54	1	2%	55
PANCARE HEALTH - JACKSON COUNTY		44	11	20%	55
CDR MAGUIRE INC	1	7	47	85%	55
KENDALL REGIONAL MEDICAL CENTER LAB	3		52	95%	55
life Care Center of Melbourne		38	17	31%	55
CVS MINUTE CLINIC		1	53	98%	54
SAFARI PEDIATRICS PA		53	1	2%	54
FAMILY EXTENDED CARE OF PUNTA GORDA		54			54
UNITED LABORATORY SERVICES CORPORATION		38	16	30%	54

# COVID-19: testing by laboratory

Data through Mar 11, 2021 verified as of Mar 12, 2021 at 09:25 AM

Data in this report are provisional and subject to change.

The numbers in the table below represent the number of Florida and non-Florida residents for whom test results were received by the Department of Health. A person can be tested by more than one laboratory and can have both positive and negative results. **Therefore, the sum of the numbers in each column will be larger than the total number of people tested.**

Reporting lab	Inconclusive	Negative	Positive	Percent positive	Total
SARASOTA CO. HEALTH DEPT # 58		40	14	26%	54
SARATOGA HOSPITAL LABORATORY		49	5	9%	54
CLERMONT HEALTH AND REHAB		40	14	26%	54
ST CLOUD PHYSICIAN MANAGEMENT LLC DBA ST CLOUD		28	26	48%	54
BUECHELE DENTAL PA DBA CLERMONT FAMILY DENTISTRY		45	9	17%	54
CERTUS MTD OPCP LLC		52	2	4%	54
JUNIPER VILLAGE AT NAPLES		53	1	2%	54
PALM BAY PEDIATRICS		36	18	33%	54
Salerno Bay Health & Rehabilitation Center		44	10	19%	54
AESTHETIC ENHANCEMENTS		54			54
ST. CLOUD MEDICAL GROUP		54			54
QUOTIENT SCIENCES LABS LLC			53	100%	53
ALEXANDER NININGER STATE VETERANS		53			53
Osprey Point Nursing Center		51	2	4%	53
VPA PC LAB		48	5	9%	53
BARNES HEALTHCARE OF FLORIDA LLC		49	4	8%	53
SOMERSET			53	100%	53
NICEVILLE URGENT CARE		8	45	85%	53
BIG BEND CARES, INC		45	8	15%	53
PROMEDICA SENIOR LIVING		51	2	4%	53
APOLLOMDX LABS		31	22	42%	53
FINLAY CLINICAL LABORATORY		20	33	62%	53
ADVENT HEALTH - MOUNT DORA		9	44	83%	53
BARNETT PARK		2	51	96%	53
MICHAEL A VENAZIO MD		49	3	6%	52
WEST ISLIP URGENT CARE		47	5	10%	52
SNH BRFL TENANT LLC	2	50			52
ROSECASTLE OF JACKSONVILLE LLC		51	1	2%	52
ADVENT HEALTH		49	3	6%	52
INTERNAL MEDICINE SPECIALIST		46	6	12%	52
ROCKLEDGE REGIONAL MEDICAL CENTER		30	22	42%	52
PATRICK AIR FORCE BASE		3	48	94%	51
LITTLE NECK URGENT CARE		49	2	4%	51
INN AT THE FOUNTAINS, THE		34	17	33%	51
AVANTE ST CLOUD		48	3	6%	51
Jupiter Medical Center Pavilion		50	1	2%	51
GATEWAY CARE CENTER		50	1	2%	51
LPG PEDIATRICS AT PAGE FIELD		50	1	2%	51
PENNSYLVANIA DEPARTMENT OF HEALTH BUREAU OF LABORATORIES			51	100%	51
PALM RIVER COMMUNITY HEALTH CENTER		46	5	10%	51
CAMPBELL URGENT CARE			51	100%	51
UNIVERSITY OF WEST FLORIDA, THE		50	1	2%	51
VALENCIA HOUSE ALF		50	1	2%	51
GOLDEN POND COMMUNITIES		51			51
ROCHESTER GENERAL HOSPITAL LABORATORY		47	4	8%	51
GOOD HEARTS COVID TESTING		8	43	84%	51

# COVID-19: testing by laboratory

Data through Mar 11, 2021 verified as of Mar 12, 2021 at 09:25 AM

Data in this report are provisional and subject to change.

The numbers in the table below represent the number of Florida and non-Florida residents for whom test results were received by the Department of Health. A person can be tested by more than one laboratory and can have both positive and negative results. **Therefore, the sum of the numbers in each column will be larger than the total number of people tested.**

Reporting lab	Inconclusive	Negative	Positive	Percent positive	Total
GULFVIEW MEDICAL INSTITUTE		51			51
GENTIVA HEALTH SERVICES CERTIFIED INC		48	3	6%	51
S-H THIRTY FIVE OPCO - ORANGE CITY, LLC		41	10	20%	51
BETHUNE-COOKMAN UNIVERSITY		32	18	36%	50
ORCHID COVE AT DAYTONA		45	5	10%	50
PORT ST. LUCIE - ZAXBY'S		50			50
OCALA CBOC		45	5	10%	50
FAST PACE MEDICAL CLINIC, PLLC		43	7	14%	50
WALGREENS #10373		48	2	4%	50
FLORIDA HEALTH CARE DELAND			50	100%	50
BENTON HOUSE OF PORT ORANGE		44	6	12%	50
TRADITIONAL HOME HEALTH OF PALM BEACH INC		49	1	2%	50
SOUTHEAST ALABAMA MEDICAL CENTER			50	100%	50
MISSION OAKS ASSISTED LIVING□		48	2	4%	50
MIRIMUS CLINICAL LABS	1	20	28	57%	49
RAINBOW PEDIATRICS PC LLC / BREAKFAST POINT		38	11	22%	49
HEALTH FIRST - CAPE CANAVERAL HOSPITAL		1	48	98%	49
NORTHBROOK CENTER FOR□		47	2	4%	49
PERSONAL PEDIATRICS		42	7	14%	49
DOH		23	26	53%	49
USF		1	48	98%	49
ST VINCENTS PRIMARY CARE		44	5	10%	49
ADVENT HEALTH EXPRESS CARE		4	45	92%	49
CAMBRIDGE SECURITY SERVICES		46	3	6%	49
SOLARIS SENIOR LIVING NORTH NAPLES		48	1	2%	49
MEADOWCREST FAMILY PHYSICIANS PA	1	27	21	43%	49
SOFT CELL LABORATORIES		45	4	8%	49
ALLEGRO		47	2	4%	49
SOUTH CAROLINA DEPT OF HEALTH AND ENVIRONMENT CONTROL		10	39	80%	49
HCTB INC		47	2	4%	49
XPRESS URGENT CARE- PORT ST. LUCIE		11	38	78%	49
FUTURE PEDIATRICS		46	3	6%	49
ERDOX		46	2	4%	48
MINUTECLINIC DIAGNOSTIC OF HAWAII LLC		42	6	13%	48
GRAND OAKS OF PALM CITY LLC□	1	41	6	13%	48
PREMIER COMMUNITY HEALTHCARE GROUP INC		46	2	4%	48
GRAND AVENUE RX			48	100%	48
HILA BECKERMAN MD LLC	1	44	3	6%	48
PHILLIPPE RIDGE		36	12	25%	48
GRACE MEDICAL HOME		37	11	23%	48
PRACTICE MANAGEMENT OF AMERICA, INC.		7	41	85%	48
THE TERRACE OF JACKSONVILLE		3	45	94%	48
SEWANEE MOLECULAR DIAGNOSTICS LABORATO		48			48
NAPLES PEDIATRICS INC□		43	5	10%	48
COURTYARD GARDENS OF JUPITER		48			48
BAY CENTER HURRICANE SHELTER		48			48

# COVID-19: testing by laboratory

Data through Mar 11, 2021 verified as of Mar 12, 2021 at 09:25 AM

Data in this report are provisional and subject to change.

The numbers in the table below represent the number of Florida and non-Florida residents for whom test results were received by the Department of Health. A person can be tested by more than one laboratory and can have both positive and negative results. **Therefore, the sum of the numbers in each column will be larger than the total number of people tested.**

Reporting lab	Inconclusive	Negative	Positive	Percent positive	Total
CAREMED INTERNAL MEDICINE		30	18	38%	48
AVOW HOSPICE INC		48			48
PREMIER MEDICAL ASSOCIATES		46	2	4%	48
POPLAR HEALTHCARE PLLC	1	11	36	75%	48
HERNANDO ENDOSCOPY AND SURGERY CENTER		36	11	23%	47
CAPE REGIONAL MEDICAL CENTER		45	2	4%	47
SOUTHSIDE HOSPITAL NORTHWELL HEALTH LABORATORY		40	7	15%	47
INTERLAB		1	46	98%	47
ERIC C MRSHAL, MD, PC #1842		44	3	6%	47
FHMG_CTR FOR SENIOR HEALTH		42	5	11%	47
BRADFORD COUNTY HEALTH DEPARTMENT		46	1	2%	47
MINUTECLINIC DIAGNOSTIC OF KANSAS, PA		38	9	19%	47
NAVARRE GARDENS		41	6	13%	47
COMPLETE HOME CARE OF THE PALM BEACHES LLC		43	4	9%	47
NEW YORK PRESBYTERIAN - QUEENS DIAGNOSTIC		44	3	6%	47
WG EVERGREEN WOODS SH LLC		46			46
HOME CARE PHARMACY		46			46
HARTFORD HEALTH SERVICES LLC		46			46
H LEE MOFFITT CANCER CENTER MICRO		46			46
PREMIER PLACE HEALTHCARE AT THE GLENVIEW		46			46
ADVENT HEALTH - LAKE WALES		34	12	26%	46
MOBILE DOC FL, LLC		29	17	37%	46
EMERGENCY PHYSICIANS MEDICAL CENTER LLC		28	18	39%	46
BENTLEY VILLAGE II		37	9	20%	46
FAMILY EXTENDED CARE OF WINTER HAVEN		44	2	4%	46
EAST MANATEE FAMILY	1	1	44	96%	46
THE TRADITION OF THE PALM BEACHES		45	1	2%	46
Citymd Of Toms River		40	6	13%	46
AESTHETIC SURGERY CENTER OF WINTER PARK, THE	3	39	4	9%	46
COLLIER BLVD HMA PHYSICIAN MANAGEMENT LLC		46			46
FELICIDAD MEDICAL CENTER		1	45	98%	46
ADVENT HEALTH MEDICAL GROUP OB GYN AT		40	6	13%	46
SONORAN DESERT PATHOLOGY ASSOCIATES		3	43	93%	46
WE SCREEN LLC		46			46
KAPG ST AUGUSTINE SENIOR HOUSING OPCO LLC		37	9	20%	46
NORTH FLORIDA / SOUTH GEORGIA VETERANS HEALTH SYSTEM		1	44	98%	45
WINTER GARDEN REHAB AND NURSING CENTER		41	4	9%	45
NEXT MOLECULAR ANALYTICS		14	31	69%	45
ALLIANCE OF PHYSICIANS AGAINST COVID-19			45	100%	45
SOUTHPORT SQUARE HARBOUR HEALTH		45			45
NEOGENOMICS LABORATORIES INC		45			45
STUART URGENT CARE			45	100%	45
COLLIER URGENT CARE CENTERS		44	1	2%	45
CALHOUN COUNTY HEALTH DEPT		20	25	56%	45
REDI-MED WALK-IN FAMILY CARE			45	100%	45
NIGHT LITE PEDIATRICS CENTER LLC		10	35	78%	45

# COVID-19: testing by laboratory

Data through Mar 11, 2021 verified as of Mar 12, 2021 at 09:25 AM

Data in this report are provisional and subject to change.

The numbers in the table below represent the number of Florida and non-Florida residents for whom test results were received by the Department of Health. A person can be tested by more than one laboratory and can have both positive and negative results. **Therefore, the sum of the numbers in each column will be larger than the total number of people tested.**

Reporting lab	Inconclusive	Negative	Positive	Percent positive	Total
GRAND VILLA OF LAKELAND		41	4	9%	45
FAMILY HEALTH CENTER		32	13	29%	45
MADISON COUNTY MEMORIAL HOSPITAL LABORATORY		15	30	67%	45
CENTRA CARE – LAKE NONA		5	40	89%	45
CITYMD OF MANAHAWKIN		43	2	4%	45
COLLIER COUNTY JAIL		45			45
BRP SH OPCO LLC		45			45
TAMPA BAY CONCIERGE DOCTOR, LLC		42	2	5%	44
FLORIDA HOSPITAL		28	16	36%	44
QHC UPSTATE MEDICAL PC		36	8	18%	44
S-H THIRTY FIVE OPCO - LUTZ, LLC		43	1	2%	44
PEDIATRICS OF CENTRAL FLORIDA – SAINT CLOUD	2	40	2	5%	44
THE MERIDIAN AT BOCA RATON	1	43			44
Gulf Shore Care Center		39	5	11%	44
KESHAV RX LLC		38	6	14%	44
HOLY NAME HOSPITAL LABORATORY		42	2	5%	44
MARIANNA HEALTH AND REHABILITATION CENTER		43	1	2%	44
MORTON PLANT			44	100%	44
WOLFF CTR FOR CHILD & ADOLESCENT HEALTH PLLC,THE		26	17	40%	43
LINCOLN DIAGNOSTIC LAB		41	2	5%	43
BRANCH MEDICAL CLINIC			43	100%	43
ST ANTHONYS PRIMARY CARE LLC/JACKSON STREET			43	100%	43
WALGREENS 3145		40	3	7%	43
CENTRAL FLORIDA PEDIATRICS		17	26	60%	43
Guardian Care Nursing and Rehabilitation Center		43			43
TGH URGENT CARE POWERED BY FAST TRACK			43	100%	43
RADIOLOGY ASSOCIATES OF VENICE AND ENGLEWOOD		41	2	5%	43
PATRICK MANOR INCORPORATED		43			43
LAKE MARY KIDS CENTRA CARE		33	10	23%	43
SAN CARLOS PHARMACY		39	4	9%	43
PRINCETON VILLAGE□		39	4	9%	43
LARA HEALTH AND WELLNESS CENTER LLC		43			43
Atlantic Shore Nursing and Rehab		42			42
KIVA AT CANTERBURY		25	17	40%	42
CLINICAL LABORATORY		42			42
ISLAND URGENT CARE PLLC		40	2	5%	42
BENTON HOUSE OF ST. JOHNS		40	2	5%	42
SPRING MANOR ASSISTED LIVING		42			42
LUTHERAN HAVEN EXTENDED CONGREGATE CAR		42			42
SUMTER PEDIATRICS		39	3	7%	42
LONG ISLAND JEWISH MED CTR		39	3	7%	42
LONG ISLAND UNIVERSITY - POST CAMPUS		42			42
FIRST CHOICE URGENT CARE		12	30	71%	42
DUVAL PHARMACY		31	11	26%	42
PLAINVIEW URGENT CARE		40	2	5%	42
MINUTE CLINIC INCORPORATE		35	7	17%	42

# COVID-19: testing by laboratory

Data through Mar 11, 2021 verified as of Mar 12, 2021 at 09:25 AM

Data in this report are provisional and subject to change.

The numbers in the table below represent the number of Florida and non-Florida residents for whom test results were received by the Department of Health. A person can be tested by more than one laboratory and can have both positive and negative results. **Therefore, the sum of the numbers in each column will be larger than the total number of people tested.**

Reporting lab	Inconclusive	Negative	Positive	Percent positive	Total
DOT DOC SARASOTA		40	2	5%	42
SUNCOAST TECHNICAL COLLEGE SCHOOL OF HEALTH		42			42
MAIMONIDES-SHALOM ACADEMY, INC		41	1	2%	42
ROYAL PALM SENIOR RESIDENCE		41			41
INTERCOASTAL MEDICAL GROUP			41	100%	41
PEDIATRICS OF CENTRAL FLORIDA KISSI		33	8	20%	41
VILLAGES VA CBOC	2	36	3	7%	41
WHITE-WILSON MEDICAL CENTER		30	11	27%	41
URGENT CARE & WELLNESS CENTER		10	31	76%	41
BRONX LEBANON HOSPITAL-MEDICAL CENTER		37	4	10%	41
GRAMERCY PARK URGENT CARE		39	2	5%	41
FLORIDA HOSPITAL NEW SMYRNA		4	37	90%	41
STAT ONE URGENT CARE CENTER		2	39	95%	41
ATRIA WILLOW WOOD		39	2	5%	41
ALL AMERICAN URGENT CARE			41	100%	41
A & R RESEARCH GROUP		35	6	15%	41
CORNERSTONE PEDIATRICS		31	10	24%	41
UNION MEDICAL CARE PLLC		41			41
University Hills health and Rehabilitation		31	10	24%	41
UNIVERSITY OF ALABAMA		38	3	7%	41
PANCARE HEALTH - BAY COUNTY - YOUNGSTOWN		37	4	10%	41
LOURDES HOSPITAL INC		38	2	5%	40
PRIDE DIAGNOSTICS		24	16	40%	40
VILLAGE ON THE ISLE		35	5	13%	40
TALLAHASSEE VA OPC		38	2	5%	40
NORTHWELL HEALTH PLAINVIEW HOSPITAL LABORATORY		31	9	23%	40
CAPITAL REGIONAL MEDICAL CENTER		2	38	95%	40
PINES NURSING HOME		38	2	5%	40
LONGLEAF DIAGNOSTIC LABORATORIES		11	29	73%	40
NORTH CAROLINA DEPARTMENT OF HEALTH & HUMAN SERVICES	1		39	98%	40
PACIFICA SENIOR LIVING OCALA		35	5	13%	40
ADVENTIST HEALTH SYSTEM FLORIDA		27	13	33%	40
MID-FLORIDA PATHOLOGY, LLC		32	8	20%	40
ADVENT HEALTH CENTRA CARE - LAKELAND		30	10	25%	40
AVALON PARK RETIREMENT RESIDENCE		39	1	3%	40
CLINICAL PATHOLOGY LABORATORIES, INC		40			40
MILLENNIA ADVANCED SCIENTIFIC LLC			40	100%	40
CROSSROADS URGENT CARE		24	15	38%	39
CARE 4 U MANAGEMENT, INC			39	100%	39
CLINICAL RESEARCH SEQUENCING PLATFORM		8	31	79%	39
CEDAR CREEK AT KINGS BAY INC		39			39
LAKELAND REGIONAL HEALTH GATEWAY CENTER		16	23	59%	39
BIOFIRE		7	32	82%	39
IMA MEDICAL CENTER		25	14	36%	39
GUYAN VALLEY WELLNESS CENTER		32	7	18%	39
BRIDGEVIEW CENTER LLC		27	12	31%	39

# COVID-19: testing by laboratory

Data through Mar 11, 2021 verified as of Mar 12, 2021 at 09:25 AM

Data in this report are provisional and subject to change.

The numbers in the table below represent the number of Florida and non-Florida residents for whom test results were received by the Department of Health. A person can be tested by more than one laboratory and can have both positive and negative results. **Therefore, the sum of the numbers in each column will be larger than the total number of people tested.**

Reporting lab	Inconclusive	Negative	Positive	Percent positive	Total
BAYSHORE PATHOLOGY CONSULTANTS PA		37	2	5%	39
GEORGE E WEEMS MEMORIAL HOSPITAL LAB		29	10	26%	39
WG BAYPOINT VILLAGE SH LLC		38	1	3%	39
JUNIPER VILLAGE AT CAPE CORAL		34	5	13%	39
BROOKDALE BRANDON	1	38			39
OCOEE PEDIATRICS		32	7	18%	39
CITRUS COUNTY HEALTH DEPARTMENT		34	5	13%	39
MIAMI CLINICAL RESEARCH CORP			39	100%	39
BAY COUNTY JAIL ANNEX		34	5	13%	39
MEDEX MEDICAL EXPRESS OF PALATKA LLC			39	100%	39
STEWART MEDICAL GROUP, INC		21	17	45%	38
M&V SAN JOSE MEDICAL CENTER			38	100%	38
PREMISE HEALTH MIA		1	37	97%	38
BAPTIST URGENT CARE		35	3	8%	38
IMA MEDICAL GROUP POINCIANA		15	23	61%	38
VIP WALK IN CLINIC		19	19	50%	38
LAKE CO EMPLOYEE HEALTH AND WELLNESS CENTER		34	4	11%	38
FLORIDA DEPARMENT OF HEALTH CLAY COUNTY		25	13	34%	38
HOMEWOOD RESIDENCE AT FREEDOM PLAZA		37	1	3%	38
MOLECULAR DIAGNOSTICS		5	33	87%	38
LAKE INTERNAL MEDICINE ASSOCIATES PA		32	6	16%	38
AUTUMN OF SARASOTA		12	26	68%	38
BOND CLINIC, PA		9	29	76%	38
CCRC @ SUNFLOWER LLC		35	3	8%	38
ST AUGUSTINE PEDIATRIC ASSOC		33	4	11%	37
ONE MILO		37			37
THE COLLIER AT NAPLES		36	1	3%	37
OPTUMCARE SOUTH FLORIDA, LLC		30	7	19%	37
CORRECTIONAL MEDICAL GROUP		27	10	27%	37
LONGWOOD CARDIOLOGY			37	100%	37
HR SARASOTA OPERATOR LLC		25	12	32%	37
GENEXPERT			37	100%	37
MAIN STREET MEDICAL CENTER OF CRESTVIEW PA		19	18	49%	37
ACCURATE DIAGNOSTIC LAB		35	2	5%	37
EASTERN SHORE URGENT CARE		26	11	30%	37
Bon Secours Maria Manor		32	5	14%	37
CONNECTICUT DEPARTMENT OF HEALTH		22	15	41%	37
ANDALUSIA HEALTH		20	17	46%	37
LYSTER ACH FT RUCKER AL		34	3	8%	37
TAYLORVILLE FAMILY MEDICINE		30	7	19%	37
PATHOGENIUS LABORATORIES		30	7	19%	37
BRANDON COMMUNITY HEALTH CENTER		29	8	22%	37
PONCE THERAPY CARE CENTER		34	3	8%	37
HOLZER HEALTH CENTER		5	32	86%	37
FAMILY EXTENDED CARE OF SEBRING INC		35	2	5%	37
SUNSHINE ASSISTED LIVING		37			37

# COVID-19: testing by laboratory

Data through Mar 11, 2021 verified as of Mar 12, 2021 at 09:25 AM

Data in this report are provisional and subject to change.

The numbers in the table below represent the number of Florida and non-Florida residents for whom test results were received by the Department of Health. A person can be tested by more than one laboratory and can have both positive and negative results. **Therefore, the sum of the numbers in each column will be larger than the total number of people tested.**

Reporting lab	Inconclusive	Negative	Positive	Percent positive	Total
INNOVATION CLINICAL TRIALS, INC			37	100%	37
MINUTECLINIC DIAGNOSTIC OF SOUTH CAROL		34	3	8%	37
STETSON UNIVERSITY STUDENT HEALTH CENTER		3	33	92%	36
BULLS HEAD URGENT CARE		34	2	6%	36
ATRIA SAN PABLO		34	2	6%	36
BELVEDERE COMMONS OF SUN CITY CENTER		36			36
HARMONY HEALTH OPCO, LLC		15	21	58%	36
LIGHTHOUSE PEDIATRICS OF NAPLES		32	4	11%	36
BVL/LITTLE ANGEL PEDIATRICS		36			36
PROFESSIONAL PEDIATRICS		34	2	6%	36
WASHINGTON COUNTY HEALTH DEPARTMENT		24	12	33%	36
NIGHT LITE PEDIATRIC CENTER		10	26	72%	36
ADVANCE URGENT CARE CENTER, LLC		1	35	97%	36
COURTYARD GARDENS OF BOYNTON BEACH, LLC		33	3	8%	36
GUIDEWELL EMERGENCY MEDICINE DOCTORS LLC		12	24	67%	36
MAKO MEDICAL		21	15	42%	36
NCHD		21	14	40%	35
UNIVERSITY HOSPITAL		30	5	14%	35
IRL		4	31	89%	35
POARCH BANC CREEK INDIANS TRIBAL HEALTH DEPARTMENT			35	100%	35
BOCA TOXICOLOGY LLC		33	2	6%	35
PARKSIDE HEALTH AND REHABILITATION CENTER			35	100%	35
WUESTHOFF MEMORIAL HOSPITAL			35	100%	35
BENTON HOUSE OF CLERMONT		35			35
NEUROINTERNATIONAL SARASOTA		32	3	9%	35
PATHGROUP		9	26	74%	35
ALWAYS BEST CARE SENIOR SERVICES		32	3	9%	35
PRMG - EAST NAPLES	1	23	11	31%	35
CDR MAGUIRE - MIAMI BEACH CC MISSION 17388		2	33	94%	35
BREVARD HEALTH ALLIANCE INC		34	1	3%	35
VIKOR SCIENTIFIC		5	30	86%	35
ST. MARYS MEDICAL CENTER		1	34	97%	35
ADVENT HEALTH - FISH MEMORIAL		2	33	94%	35
P23 LABS		35			35
THE MEDICAL GROUP OF SOUTH FLORIDA INC		32	3	9%	35
MAINSTREET FAMILY URGENT CARE		1	34	97%	35
CAREHERE LAKE SCHOOLS EMPLOYEE HEALTH CENTER		24	11	31%	35
MINUTECLINIC DIAGNOSTIC OF RHODE ISLAND, LLC #1544		34	1	3%	35
FLORIDA PEDIATRIC GROUP PA		28	6	18%	34
RASHDA ALBIBI M.D. P.A.		31	3	9%	34
LPG PRIMARY CARE AT SURFSIDE		31	3	9%	34
NORTH FLORIDA PEDIATRICS - JACKSONVILLE		30	4	12%	34
PARAMOUNT WALK-IN CLINIC		1	33	97%	34
JFK MEDICAL CENTER NORTH LAB		1	33	97%	34
ST LUCIE COUNTY JAIL		25	9	26%	34
JOHN KNOX VILLAGE OF CENTRAL FLORIDA		30	4	12%	34

# COVID-19: testing by laboratory

Data through Mar 11, 2021 verified as of Mar 12, 2021 at 09:25 AM

Data in this report are provisional and subject to change.

The numbers in the table below represent the number of Florida and non-Florida residents for whom test results were received by the Department of Health. A person can be tested by more than one laboratory and can have both positive and negative results. **Therefore, the sum of the numbers in each column will be larger than the total number of people tested.**

Reporting lab	Inconclusive	Negative	Positive	Percent positive	Total
COLLIER HMA PHYSICIAN MANAGEMENT LLC		26	8	24%	34
REDI-MED WALK IN FAMILY CLINIC			34	100%	34
PECONIC BAY MEDICAL CENTER LABORATORY		26	8	24%	34
POINTE AT NEW PORT PLACE,THE		34			34
HARBORCHASE OF WELLINGTON CROSSING		32	2	6%	34
TUSCAN GARDENS OF DELRAY BEACH MANAGEMENT COMPANY,		34			34
ENCOMPASS HEALTH REHABILITATION HOSPITAL OF LARGO		31	3	9%	34
LONG TERM CARE OF GULF BREEZE LLC		30	4	12%	34
ORANGE COUNTY CORRECTIONS HEALTH SERVICES		32	2	6%	34
FHMG-FLORIDA HOSPITAL MEDICAL GROUP		25	9	26%	34
ASHTON PLACE	3	27	4	12%	34
MEDCOMP SCIENCES			34	100%	34
SOUTHCOR LABORATORY		4	30	88%	34
MINUTECLINIC, LLC		29	4	12%	33
PHYSICIAN ASSOCIATES LLC		26	7	21%	33
BOND CLINIC		3	30	91%	33
Consulate Health Care of Orange Park		27	6	18%	33
NIGHT LITE PEDIATRICS URGENT CARE CENTER			33	100%	33
METRO KNOXVILLE HMA		25	8	24%	33
CVS MINUTE CLINIC DIAGNOSTIC OF NORTH CAROL		27	6	18%	33
Kensington Gardens		33			33
PHOSPHORUS DIAGNOSTICS		27	6	18%	33
VILLA COURT LLC		33			33
THE SPRINGS OF PARC HILL		32	1	3%	33
VETERAN AFFAIRS MEDICAL CENTER - JAMES J PETERS		30	3	9%	33
AHSE ROP		32	1	3%	33
GREENRIDGE GROUP HOME	3	11	19	58%	33
SANFORD MOBILE LAB PGA TOUR		32	1	3%	33
CENTRAL FLORIDA HEALTH CARE INC WAUCHULA SITE 2		26	7	21%	33
AYERS NURSING AND REHABILITATION CENTER		33			33
BAY STREET PHARMACY		31	2	6%	33
PORT SAINT JOHN FAMILY PRACTICE		21	12	36%	33
WESTWOOD NURSING AND REHABILITATION		28	5	15%	33
CORAL HOUSE ASSISTED LIVING COMMUNITY LLC		33			33
AMMON ANALYTICAL LABORATORIES		28	4	13%	32
ROADS PEDIATRICS,LLC		30	2	6%	32
UNION MEDICAL CARE		32			32
BASSETTI MEDICAL RESEARCH INC		26	6	19%	32
Heartland Health Care Center North Sarasota		18	14	44%	32
PASSPORT HEALTH ORLANDO		32			32
SOUTHEASTERN OUTPATIENT SURGERY CENTER		29	3	9%	32
WESTMINSTER ST AUGUSTINE		32			32
ADULT MEDICINE OF LAKE COUNTY INC			32	100%	32
LPG CONVENIENT CARE AT METRO		29	3	9%	32
BROOKDALE CANOPY OAKS			32	100%	32
WALK IN MEDICAL URGENT CARE		32			32

# COVID-19: testing by laboratory

Data through Mar 11, 2021 verified as of Mar 12, 2021 at 09:25 AM

Data in this report are provisional and subject to change.

The numbers in the table below represent the number of Florida and non-Florida residents for whom test results were received by the Department of Health. A person can be tested by more than one laboratory and can have both positive and negative results. **Therefore, the sum of the numbers in each column will be larger than the total number of people tested.**

Reporting lab	Inconclusive	Negative	Positive	Percent positive	Total
TRADITIONAL HOME CARE INC		31	1	3%	32
VETERANS AFFAIRS MEDICAL CENTER - NEW YORK HARBOR		31	1	3%	32
FLORIDA DEPARTMENT OF HEALTH IN MONROE COUNTY		26	6	19%	32
IPSUM DIAGNOSTICS		3	29	91%	32
OPIS COQUINA CENTER		32			32
LAKE COUNTY SCHOOLS EMPLOYEE HEALTH CENTER		21	11	34%	32
JACKSON HEALTH SYSTEM		1	31	97%	32
SANTA BARBARA CARE CENTER		18	14	44%	32
MINUTECLINIC DIAGNOSTIC OF NORTH CAROLINA		31	1	3%	32
VETERANS HOME			32	100%	32
ALAN A SMITH MD LLC		30	2	6%	32
MINUTECLINIC DIAGNOSTIC OF MICHIGAN		29	3	9%	32
COLORADO DEPARTMENT OF HEALTH LABORATORY SERVICES DIVISION			32	100%	32
MINUTE CLINIC LLC #2216		30	2	6%	32
ATLAN		26	5	16%	31
MICHAEL J D'AMBROSE MD PA		29	2	6%	31
FORT CAROLINE GARDENS, INC		29	2	6%	31
ST JOSEPHS CHILDRENS OUTREACH			31	100%	31
STATEN ISLAND UNIVERSITY HOSPITAL-POUCH		30	1	3%	31
ADVENTHEALTH MEDICAL GROUP FAMILY MEDICINE		26	5	16%	31
MIDDLETOWN MEDICAL P C		22	9	29%	31
ADVANCED URGENT CARE		12	19	61%	31
HEALTH FIRST - VIERA HOSPITAL		1	30	97%	31
COMMUNITY MEDICAL CARE CENTER INC			31	100%	31
ALABAMA CLINICS		16	15	48%	31
ENT AND ALLERGY ASSOCIATES OF FLORIDA LLC		30	1	3%	31
D W MCMILLAN MEMORIAL HOSPITAL		20	11	35%	31
UR CARE FAMILY AND SPORTS MEDICINE			31	100%	31
SOMA MEDICAL CENTER PA #3			31	100%	31
DISCOVERY COMMONS AT BRADENTON		31			31
AMERICAN ESOTERIC LABORATORIES		15	16	52%	31
PREMIER URGENT CARE CENTER LLC			31	100%	31
COLLIER ANESTHESIA PAIN LLC		31			31
WELLMED AT NEW TAMPA		22	9	29%	31
REGENCY PARK ASSISTED LIVING FACILITY		29	2	6%	31
FAMILY AND INTERNAL MEDICINE AT AVALON PARK		27	4	13%	31
UNIPATH		24	7	23%	31
JAMAICA HOSPITAL MEDICAL CENTER		28	3	10%	31
NAPHCARE, INC.		21	10	32%	31
ADVENTHEALTH MEDICAL GROUP FAMILY MEDICINE AT RDV		31			31
LabCorp L#09258130 M#09258125		12	19	61%	31
FLAGLER HOSPITAL INC	2		29	94%	31
EASYCARE WALK-IN CLINIC	1	11	19	61%	31
CITY OF CAPE CORAL		25	5	17%	30
HERITAGE WATERSIDE		27	3	10%	30
AMEERAH LABS			30	100%	30

# COVID-19: testing by laboratory

Data through Mar 11, 2021 verified as of Mar 12, 2021 at 09:25 AM

Data in this report are provisional and subject to change.

The numbers in the table below represent the number of Florida and non-Florida residents for whom test results were received by the Department of Health. A person can be tested by more than one laboratory and can have both positive and negative results. **Therefore, the sum of the numbers in each column will be larger than the total number of people tested.**

Reporting lab	Inconclusive	Negative	Positive	Percent positive	Total
MAGNOLIA DIAGNOSTICS, LLC		3	27	90%	30
THE TERRACE AT IVY ACRES ALF		11	19	63%	30
LAKE MARY - STIRLING CENTER SUITE 202			30	100%	30
ADVENTHEALTH MEDICAL GROUP MULTISPECIALTY			30	100%	30
WEINBERG VILLAGE		29	1	3%	30
ADVENT HEALTH PRIMARY CARE PLUS, WINTER GARDEN		26	4	13%	30
CLINCLOUD, LLC			30	100%	30
COUNTY OF LOS ANGELES			30	100%	30
Wiregrass Rehabilitation Center and Nursing Home		28	2	7%	30
Okeechobee Health Care Facility		16	14	47%	30
UNIVERSITY MEDICAL CTR OF PRINCETON AT		28	2	7%	30
AMELIA ASSISTED LIVING FACILITY		30			30
WARDE MEDICAL LABORATORY		22	8	27%	30
WALGREENS COVID-19		26	4	13%	30
MEDICAL PAVILION CLINIC		19	11	37%	30
RESIDENTIAL PLAZA AT BLUE LAGOON INC		27	3	10%	30
ISLAND LAKE CENTER		12	18	60%	30
BOCA BIOLISTIC REFERENCE LAB			30	100%	30
OAK HARBOR ASSISTED LIVING FACILITY		27	3	10%	30
DCH REGIONAL MEDICAL CENTER LABORATORY		29	1	3%	30
PERDIDO URGENT CARE		1	29	97%	30
BIOREFERENCE LABORATORIES INC		3	27	90%	30
UNIV OF ROCHESTER-STRONG MEMORIAL HOSP		28	1	3%	29
SANDALWOOD NURSING CENTER		29			29
STEWART MELBOURNE HOSPITAL			29	100%	29
EP MEDICAL EQUIPMENT PHARMACY		26	3	10%	29
NURSES HELPING HANDS INC ALF		29			29
PRO HEALTH HARMONY		29			29
CENTER ONE SURGERY CENTER		24	5	17%	29
FAST PACE MEDICAL CLINIC		26	3	10%	29
PANCARE HEALTH - BONIFAY K-8			29	100%	29
PALM GARDEN OF JACKSONVILLE		27	2	7%	29
COMPREHENSIVE CHILDCARE		23	6	21%	29
PREMIUM HEALTH SERVICES OF TAMPA BAY LLC		16	13	45%	29
FAMILY CARE PARTNERS URGENT CARE LLC		23	6	21%	29
ST JOSEPHS HOSPITAL SOUTH HOSPITAL			29	100%	29
HOLLISMED LLC		27	2	7%	29
LAKE SHERIFF		28	1	3%	29
RENAISSANCE SENIOR LIVING	1	28			29
NEMOURS CHILDRENS CLINIC		22	7	24%	29
OAKMONTE VILLAGE		28	1	3%	29
A AND R RESEARCH GROUP LLC		25	4	14%	29
DAVID LAWRENCE CENTER		25	4	14%	29
SUNTREE INTERNAL MEDICINE		29			29
CAPE CORAL HOSPITAL ABG LABORATORY		16	13	45%	29
ISLAMORADA VILLAGE OF ISLANDS FIRE RESCUE		27	2	7%	29

# COVID-19: testing by laboratory

Data through Mar 11, 2021 verified as of Mar 12, 2021 at 09:25 AM

Data in this report are provisional and subject to change.

The numbers in the table below represent the number of Florida and non-Florida residents for whom test results were received by the Department of Health. A person can be tested by more than one laboratory and can have both positive and negative results. **Therefore, the sum of the numbers in each column will be larger than the total number of people tested.**

Reporting lab	Inconclusive	Negative	Positive	Percent positive	Total
JUPITER MEDICAL CENTER PHYSICIANS GROUP, INC		26	3	10%	29
CDC		17	12	41%	29
P4CLINICAL	3	2	24	83%	29
DUVAL COUNTY HEALTH DEPARTMENT		29			29
EVERLYWELL		16	13	45%	29
STUART REHABILITATION AND HEALTHCARE		14	15	52%	29
CITRUS CARE CLINIC			28	100%	28
ASTORIA HEALTH AND REHABILITATION CENTER		27	1	4%	28
NORTH PINELLAS CHILDRENS MEDICAL CENTER			28	100%	28
ST PETER'S BENDER LABORATORY		27	1	4%	28
CARILLON SPORTS AND FAMILY MEDICINE		21	7	25%	28
CHILDREN'S MEDICAL CENTER			28	100%	28
UCLA HEALTHCARE CLINICAL LABS		23	5	18%	28
KEY PRIMARY CARE			28	100%	28
LABORATORY ALLIANCE OF CENTRAL NEW YORK		27	1	4%	28
RIVERHEAD URGENT CARE		27	1	4%	28
THORNBURG PEDIATRICS		26	2	7%	28
ACTIVE SENIOR LIVING		26	2	7%	28
BAPTIST PRIMARY BLACK CREEK SOUTH			28	100%	28
PALMS, THE		28			28
SIDDH INC DBA SAN CARLOS PHARMACY		26	2	7%	28
LAKELAND NURSING AND REHABILITATION CENTER			28	100%	28
LABCORP		11	17	61%	28
CERON PEDIATRICS & INTEGRATIVE MEDICIN		28			28
BROOKDALE PHILLIPPI CREEK			28	100%	28
PINELLAS INTERNAL MEDICINE ASSOCIATES	1	26	1	4%	28
PORT ST LUCIE HOSPITAL		25	3	11%	28
FORT VALLEY STATE UNIVERSITY		27	1	4%	28
ADVENTHEALTH MEDICAL GROUP FAMILY & INTERNAL		10	18	64%	28
FAMILY CARE PARTNERS		18	10	36%	28
ROCKLAND URGENT CARE FAMILY HEALTH NP		27	1	4%	28
Cleveland Clinic Laboratories		4	24	86%	28
MARION PEDIATRICS PA		21	7	25%	28
URGENT CARE CENTER			28	100%	28
ORANGE PEDIATRICS			28	100%	28
PALM POINT BEHAVIORAL HEALTH		28			28
EDEN AT CRESTVIEW		12	16	57%	28
LAKE PLACID HEALTH AND REHABILITATION		1	27	96%	28
LPG PULMONOLOGY-COCONUT POINT		22	5	19%	27
MINUTECLINIC DIAGNOSTIC OF RHODE ISLAND, LLC #212		27			27
GULFSIDE HOSPICE INC		24	3	11%	27
NATIONAL MENTOR HEALTHCARE LLC			27	100%	27
SPANISH RIVER HIGH SCHOOL ESE		23	4	15%	27
RESIDENCE AT BAY VUE		26	1	4%	27
LOOP PEDIATRICS		22	5	19%	27
SUNCOAST LABS			27	100%	27

# COVID-19: testing by laboratory

Data through Mar 11, 2021 verified as of Mar 12, 2021 at 09:25 AM

Data in this report are provisional and subject to change.

The numbers in the table below represent the number of Florida and non-Florida residents for whom test results were received by the Department of Health. A person can be tested by more than one laboratory and can have both positive and negative results. **Therefore, the sum of the numbers in each column will be larger than the total number of people tested.**

Reporting lab	Inconclusive	Negative	Positive	Percent positive	Total
ACCESS 365 URGENT CARE		8	19	70%	27
INTERIM HEALTHCARE OF NORTHWEST FLORIDA INC		25	2	7%	27
GROWING TOGETHER PEDIATRICS, LLC		23	4	15%	27
BITTINGS APOTHECARY INC		23	4	15%	27
BROOKDALE SOUTHPOINT			27	100%	27
LEXINGTON PLACE SENIOR LIVING COMMUNITY		27			27
WIREGRASS CLINIC LLC		22	5	19%	27
ARCPPOINT LABS OF WEST PALM BEACH			27	100%	27
TGH URGENT CARE - RIVERVIEW			27	100%	27
MINUTE CLINIC, LLC DBA MINUTECLINIC #4505		25	2	7%	27
WEISS PEDIATRIC CARE LLC		16	11	41%	27
CHILDRENS MEDICAL CENTER			27	100%	27
CIGNA PBSO WEST PALM			27	100%	27
MIGUEL E TREVINO MD PA		23	4	15%	27
EXPRESS CARE OF BELLEVIEW		27			27
BROOKDALE UNIVERSITY HOSPITAL		25	2	7%	27
SYNIVERSE WELLNESS CENTER		23	4	15%	27
SUNSHINE PEDIATRICS OF CENTRAL FLORIDA PL		25	2	7%	27
HEALTHPARK MEDICAL CENTER ABG LAB		26	1	4%	27
ATRIA LADY LAKE		27			27
INFINITY BIOLOGIX LLC OAKDALE		26	1	4%	27
WEST BROWARD CARE CENTER		24	2	8%	26
REHAB AND HEALTHCARE CENTER OF CAPE CORAL		26			26
VASSAR BROTHERS MEDICAL CENTER LABORATORY		25	1	4%	26
PULMONARY SPECIALISTS OF THE PALM BEACHES		16	10	38%	26
FLORIDA ENDOSCOPY & SURGERY CTR LLC		26			26
LAKES DIALYSIS CENTER INC			26	100%	26
BOCA SIMON LAB		1	25	96%	26
DARDEN WELLNESS CENTER		23	3	12%	26
LONG BEACH URGENT CARE		26			26
THE MINIER URGENT CARE		20	6	23%	26
PALM BEACH COUNTY FIRE RESCUE		24	2	8%	26
EAST HILL MEDICAL GROUP		17	9	35%	26
LOT HEALTH SERVICES	1	25			26
GRAND LIVING AT LAKEWOOD RANCH		25	1	4%	26
OAKTREE HEALTHCARE			26	100%	26
URGENT FAMILY CARE INC		23	3	12%	26
MINUTE CLINIC DIAGNOSTIC OF SC, LLC #75		25	1	4%	26
GRAND VILLA OF NEW PORT RICHEY		19	7	27%	26
WAKULLA COUNTY HEALTH DEPARTMENT		12	14	54%	26
DOCTOR TODAY TLC LLC			26	100%	26
SANITAS		4	22	85%	26
MONCRIEF ARMY HEALTH CLINIC			26	100%	26
FIRST CHOICE PEDIATRICS LOOP		24	2	8%	26
HUNTINGTON STATION URGENT CARE		25	1	4%	26
RAINBOW PEDIATRICS		1	25	96%	26

# COVID-19: testing by laboratory

Data through Mar 11, 2021 verified as of Mar 12, 2021 at 09:25 AM

Data in this report are provisional and subject to change.

The numbers in the table below represent the number of Florida and non-Florida residents for whom test results were received by the Department of Health. A person can be tested by more than one laboratory and can have both positive and negative results. **Therefore, the sum of the numbers in each column will be larger than the total number of people tested.**

Reporting lab	Inconclusive	Negative	Positive	Percent positive	Total
MINUTECLINIC DIAGNOSTIC OF LOUISIANA		25	1	4%	26
PINELLAS 1 HOME HEALTH CARE CORP		26			26
EPIC REFERENCE LABS INC			26	100%	26
MONTEFIORE NEW ROCHELLE HOSPITAL		24	2	8%	26
COLONY CARE CENTER		16	10	38%	26
BROWARD HEALTH IMPERIAL POINT NURSING			26	100%	26
ABL MEDICAL CARE LLC			26	100%	26
COLORADO DEPARTMENT OF PUBLIC HEALTH AND ENVIRONMENT			26	100%	26
ADVENT HEALTH PARTIN SETTLEMENT HEALTH PARK		18	8	31%	26
WESTPAC LABS		1	24	96%	25
MINUTECLINIC DIAGNOSTIC MEDICAL GROUP		23	2	8%	25
MARTHA'S HOUSE & ASSISTED LIVING FACILITY		25			25
PARK MEADOWS HEALTH AND REHABILITATION CENTER		25			25
KIVA AT CANTERBURY, LLC		25			25
CANTON-POTSDAM HOSPITAL LABORATORY		24	1	4%	25
COASTAL SKIN SURGERY AND DERMATOLOGY		18	7	28%	25
SOUTH FLORIDA DIALYSIS CENTER		8	17	68%	25
VANDERBILT UNIVERSITY MEDICAL CENTER		21	4	16%	25
DELRAY BEACH FACIAL PLASTIC SURGERY		25			25
RJ LEE GROUP	1	23	1	4%	25
CARDIOLOGY AND MEDICINE ASSOCIATES INC		25			25
UNIVERSITY OF ILLINOIS VETERINARY DIAG		24	1	4%	25
GOOD SAMARITAN HOSPITAL LABORATORY		22	3	12%	25
BUREAU OF PUBLIC HEALTH	1	5	19	76%	25
FEDERAL PRISON CAMP PENSACOLA			25	100%	25
MADWAR		19	6	24%	25
THE WATERMARK AT VISTAWILLA		25			25
TALLAHASSEE DEVELOPMENTAL CENTER□		24	1	4%	25
MD NOW MEDICAL CENTERS INC		3	22	88%	25
WOMENS CARE FLORIDA LABORATORY		25			25
ORLANDO CLINICAL RESEARCH CENTER		23	2	8%	25
GASTROENTEROLOGY ASSOCIATES OF PENSACOLA PA		22	3	12%	25
UNION CHD		22	3	12%	25
ARCPOINT LABS OF FORT LAUDERDALE		25			25
VICK STREET MANOR		25			25
ADVENT HEALTH - LAKE MARY PEDIATRICS		16	9	36%	25
TREEHOUSE PEDIATRICS & FAMILY CARE		25			25
COASTAL COMPLETE CARE		11	14	56%	25
ST. CLOUD HOSPITAL		20	5	20%	25
ASSISTED LIVING OF BROWARD		25			25
MD BEAUTY LABS, PA		23	2	8%	25
AVENTIS BIO-SERVICES CTL		24			24
PACIFICA SENIOR LIVING FORT MYERS		15	9	38%	24
THE CHAPPEL GROUP RESEARCH		24			24
COOPER HEALTHCARE		21	3	13%	24
URGENT CARE USA			24	100%	24

# COVID-19: testing by laboratory

Data through Mar 11, 2021 verified as of Mar 12, 2021 at 09:25 AM

Data in this report are provisional and subject to change.

The numbers in the table below represent the number of Florida and non-Florida residents for whom test results were received by the Department of Health. A person can be tested by more than one laboratory and can have both positive and negative results. **Therefore, the sum of the numbers in each column will be larger than the total number of people tested.**

Reporting lab	Inconclusive	Negative	Positive	Percent positive	Total
RAINBOW PEDIATRIC CENTER		2	22	92%	24
MARYLAND DEPARTMENT OF HEALTH			24	100%	24
SHERMAN-ABRAMS LABORATORY INC		21	3	13%	24
MED PLUS FLORENCE		20	4	17%	24
MINUTECLINIC, LLC #08366		19	5	21%	24
LABORATORY DYNAMICS		20	4	17%	24
SUNQUEST		3	21	88%	24
SENIOR HEALTH OF WINTER PARK DUNDEE		24			24
Summit Medical Group Westfield Lab		21	3	13%	24
MID FLORIDA PATHOLOGY LLC		23	1	4%	24
ATRIA AT ST JOSEPHS		24			24
GRAND VILLA OF ST. PETERSBURG		22	2	8%	24
WINDSOR WOODS REHAB & HEALTHCARE CTR		23	1	4%	24
CSH LAKE ORIENTA LP		24			24
ALAN SERURE MD		24			24
THE COMMONWEALTH OF MASSACHUSETTS			24	100%	24
SENIOR LIVING IV SUN CITY LLC		17	7	29%	24
Grand Villa of Clearwater		22	2	8%	24
CHIPOLA MEDICAL ASSOCIATES		4	20	83%	24
HENNEPIN COUNTY MEDICAL CENTER (HCMC)		13	11	46%	24
JOSEPH SCHENKER MD PC DBA CENTERS URGENT		21	3	13%	24
MAGNOLIA PEDIATRICS		4	20	83%	24
CARENOW - DOWNTOWN NORTH GULCH		23	1	4%	24
TRIPLE O MEDICAL SERVICES INC		22	2	8%	24
JOSEF SCHENKER MD PC		24			24
PHYSICIANS STAT		3	21	88%	24
PRIME CARE ONE LLC/HARBORCHASE OF VENICE			24	100%	24
WELLOW URGENT CARE		23	1	4%	24
TARPON BAYOU CENTER			24	100%	24
HEALTH MED CENTERS		24			24
HOLIDAY MEDICAL ASSOCIATES		1	23	96%	24
SPRINGWOOD COURT		19	5	21%	24
STATE LAB		2	22	92%	24
STEINHATCHEE DRUGS		19	5	21%	24
MADISON COUNTY MEMORIAL HOSP		12	12	50%	24
Clearwater Center		10	14	58%	24
CARE HERE		2	22	92%	24
MAYO CLINIC JACKSONVILLE		1	23	96%	24
CVS NY4098030POCT NEW YORK		24			24
HIGHLANDS COUNTY FIRE RESCUE		24			24
PHYSICIANS PRIMARY CARE OF SW FLORIDA PL		24			24
COURTYARDS OF ORLANDO		24			24
AIR, LAND & SEA PHYSICALS & CONSULTATIONS, LLC		23	1	4%	24
HERITAGE OAKS ASSISTED LIVING & MEMORY CARE		20	4	17%	24
THE LODGE AND REHABILITATION CENTER		9	15	63%	24
VILLAGES REHABILITATION AND NURSING CENTER		24			24

# COVID-19: testing by laboratory

Data through Mar 11, 2021 verified as of Mar 12, 2021 at 09:25 AM

Data in this report are provisional and subject to change.

The numbers in the table below represent the number of Florida and non-Florida residents for whom test results were received by the Department of Health. A person can be tested by more than one laboratory and can have both positive and negative results. **Therefore, the sum of the numbers in each column will be larger than the total number of people tested.**

Reporting lab	Inconclusive	Negative	Positive	Percent positive	Total
ROWLETT MIDDLE ACADEMY		22	2	8%	24
WESTMINSTER WOODS ON JULINGTON CREEK		22	2	8%	24
SUMMIT MEDICAL GROUP - 75 E NORTHFIELD		22	2	8%	24
ENGLEWOOD HOSPITAL AND MEDICAL CENTER		19	5	21%	24
CENTERPLACE HEALTH		3	21	88%	24
MINUTE CLINIC DIAGNOSTIC OF VIRGINIA		19	5	21%	24
NEW JERSEY		22	1	4%	23
WOODHOUSE INC		17	6	26%	23
ADVENT HEALTH EXPRESS		9	14	61%	23
PALMETTO PEDIATRICS			23	100%	23
ADVENT HEALTH MEDICAL GROUP- FAMILY MEDICINE AT DR. PHILIPS		18	5	22%	23
PARK WEST MEDICAL CENTER		22	1	4%	23
BROOKWOOD BAPTIST MEDICAL CENTER		22	1	4%	23
OMEGA LABORATORIES		19	4	17%	23
MINIMALLY INVASIVE VASCULAR INC		21	2	9%	23
NOBLE SENIOR LIVING		3	20	87%	23
UNIV OF NORTH ALABAMA HEALTH CENTER		22	1	4%	23
EMORY BENNETT VETERANS NURSING HOME	1	22			23
UNIVERSITY HILLS HEALTH AND REHABILITATION CENTER		18	5	22%	23
TOTAL ACCESS URGENT CARE			23	100%	23
CORE LABORATORY		1	22	96%	23
FINLAY C. LABORATORY		3	20	87%	23
SHORE MEMORIAL HOSPITAL		20	3	13%	23
NOVANT HEALTH		17	6	26%	23
SANFORD PEDIATRIC ASSOCIATES, PA		21	2	9%	23
UF HEALTH NORTH JACKSONVILLE			23	100%	23
ISLAND COAST PEDIATRICS PA		22	1	4%	23
BAYCARE HEALTH SYSTEMS, LLC			23	100%	23
CRESTVIEW IMMEDIATE CARE LL			23	100%	23
HUNT CLUB PEDIATRIC ASSOCIATES LLC		19	4	17%	23
TIFFANY LAKE CARE CENTERS INC		23			23
NEWYORK-PRESBYTERIAN/ LAWRENCE HOSPITAL LABORATORY		21	2	9%	23
LEE COMMUNITY HEALTHCARE - LEHIGH		22	1	4%	23
PM PEDIATRICS		22	1	4%	23
CLEARWATER EMPLOYEE HEALTH CLINIC		7	16	70%	23
GENETIC TECHNOLOGICAL INNOVATIONS, LLC		11	12	52%	23
WUESTHOFF MEDICAL CENTER-MELBOURNE			23	100%	23
LAKEVIEW HEALTH CARE SYSTEMS		9	14	61%	23
ADVENTHEALTH MEDICAL GROUP PULMONOLOGY		20	3	13%	23
GRAND VILLA OF ALTAMONTE SPRINGS		16	7	30%	23
SARASOTA MEMORIAL NURSING & REHABILITATION CTR		23			23
EGL GENETIC DIAGNOSTICS		1	22	96%	23
PALMS MEDICAL GROUP - LAKE CITY WEST		3	20	87%	23
FORT SANDERS REGIONAL LABORATORY		22			22
HUNT CLUB MEDICAL		15	7	32%	22
COMMUNITY HEALTH OF SOUTH FLORIDA			22	100%	22

# COVID-19: testing by laboratory

Data through Mar 11, 2021 verified as of Mar 12, 2021 at 09:25 AM

Data in this report are provisional and subject to change.

The numbers in the table below represent the number of Florida and non-Florida residents for whom test results were received by the Department of Health. A person can be tested by more than one laboratory and can have both positive and negative results. **Therefore, the sum of the numbers in each column will be larger than the total number of people tested.**

Reporting lab	Inconclusive	Negative	Positive	Percent positive	Total
TEN HEALTHCARE		6	16	73%	22
PULSE MEDICAL GROUP INC			22	100%	22
GLEN COVE HOSPITAL		22			22
MARATHON HEALTH FOR LIFE		19	3	14%	22
South Heritage Health and Rehab		22			22
OLIVE BRANCH HEALTH AND REHABILITATION CENTER			22	100%	22
MINUTE CLINIC DIAGNOSTIC OF VIRGINIA, LLC		22			22
JUST FOR KIDS PEDIATRICS		5	17	77%	22
MINUTECLINIC DIAGNOSTIC OF TEXAS		19	3	14%	22
DIACARTA INC.		22			22
CARESPOT		2	20	91%	22
NORTHWEST FLORIDA COMMUNITY HOSPITAL 3RD FLOOR		20	2	9%	22
MORNINGSIDE MANOR & VILLA ADULT CARE C		22			22
FAMILY AND AFTER HOURS CARE		22			22
FORT PIERCE FAMILY CARE INC		16	6	27%	22
SOLE HEALTH LLC		22			22
GILCHRIST COUNTY JAIL		20	2	9%	22
FLORIDA PEDIATRICS		6	16	73%	22
EBEIDS MD PEDIATRICS		19	3	14%	22
HARBOUR ISLAND PEDIATRICS		13	9	41%	22
DALE MEDICAL CENTER		17	5	23%	22
GRAND VILLA OF PINELLAS PARK		20	2	9%	22
JUPITER MEDICAL CENTER			22	100%	22
CHARLOTTE CHD PORT CHARLOTTE		18	4	18%	22
APOLLO SURGERY CENTER		20	2	9%	22
CARLOS F FUSTER MD PA		20	2	9%	22
STEWART MEDICAL GROUP INC			22	100%	22
ROCKLEDEGE REGIONAL MEDICAL CENTER		17	5	23%	22
SEAGRASS VILLAGE			22	100%	22
ROBERT H JENKINS JR VETERANS' DOMICILIARY HOME OF		19	3	14%	22
TOTTENVILLE CIRCLE URGENT CARE		22			22
FLORIDA HOSPITAL LABS		12	10	45%	22
VIRTUA		18	4	18%	22
MEDEXPRESS URGENT CARE - BLOOMINGTON		19	3	14%	22
ELAN SPANISH SPRINGS		4	18	82%	22
DOCTORS CENTER PA,THE		21	1	5%	22
MOBILE DIVISION LABORATORY		7	15	68%	22
COASTAL FAMILY PRACTICE		13	8	38%	21
NEW YORK PRESBYTERIAN - ALLEN HOSPITAL		21			21
PRIMECARE OF DOTHAN-DALEVILLE CLINIC		16	5	24%	21
MINUTECLINIC DIAGNOSTIC OF TN PC #378		20	1	5%	21
MORRIS PARK URGENT CARE		18	3	14%	21
HALIFAX HEALTH URGENT CARE		3	18	86%	21
METROPOLITAN CHARITIES INC		19	2	10%	21
JOSEF SCHENKER MD PC DBA CENTERS URGENT		19	2	10%	21
GERALD J KIVETT MD		19	2	10%	21

# COVID-19: testing by laboratory

Data through Mar 11, 2021 verified as of Mar 12, 2021 at 09:25 AM

Data in this report are provisional and subject to change.

The numbers in the table below represent the number of Florida and non-Florida residents for whom test results were received by the Department of Health. A person can be tested by more than one laboratory and can have both positive and negative results. **Therefore, the sum of the numbers in each column will be larger than the total number of people tested.**

Reporting lab	Inconclusive	Negative	Positive	Percent positive	Total
ADVANCED URGENT CARE CENTER		7	14	67%	21
CL BRUMBACK PRIMARY CARE CLINIC LANTANA		2	19	90%	21
TANVIR H SHAGAR NP		18	3	14%	21
ROCKLEDGE FAMILY HEALTH			21	100%	21
UTAH DEPARTMENT OF HEALTH			21	100%	21
ARDEN COURTS OF WINTER SPRINGS		18	3	14%	21
HOWARD BEACH URGENT CARE		21			21
CLINICAL PATHOLOGY LABORATORIES SOUTHEAST			21	100%	21
INTERNATIONAL MEDICAL LABORATORY INC		21			21
GREEN GABLES ASSISTED LIVING FACILITY		21			21
PHYSICIANS CARE		18	3	14%	21
ST VINCENT'S EAST		19	2	10%	21
ST JUDE CHILDRENS RESEARCH HOSPITAL		21			21
CONNECTDX		6	15	71%	21
MINUTE CLINIC DIAGNOSTIC OF NEW JERSEY		20	1	5%	21
Grand Villa of Deerfield Beach		19	2	10%	21
ROSLYN URGENT CARE		21			21
UAH STUDENT HEALTH CENTER		14	7	33%	21
PALM BAY FAMILY PRACTICE		4	17	81%	21
SUMMERGATE PHARMACY		19	2	10%	21
JEFFERSON K-12, A SOMERSET SCHOOL- CLINIC		17	4	19%	21
PBSO WEST PALM FAMILY PRACTICE		1	20	95%	21
ERIC C MARSHAL MD, PC DBA MINUTECLINIC		20	1	5%	21
UPMC CHAUTAUQUA AT WCA LABORATORY		20	1	5%	21
FLORIDA MEDICAL CLINIC - MULTI SPECIALTY CAMPUS		7	13	65%	20
VIERA FAMILY MEDICINE AND WELLNESS		16	4	20%	20
ESTATES MEDICAL CENTER		12	8	40%	20
PEDIATRIC ASSOCIATES PA		17	3	15%	20
OHIO CVS STORES, LLC DBA		18	2	10%	20
WELLMED AT PLANT CITY		10	10	50%	20
MINUTECLINIC, LLC, DBA MINUTECLINIC #2544		19	1	5%	20
CONSOLIDATED LAB SERVICES		10	10	50%	20
TIMBERLANE LODGE ALF	1	12	7	35%	20
LEE MEMORIAL HEALTH SYSTEM D/B/A LEE COMMUNITY		18	2	10%	20
ST VINCENTS AMBULATORY CARE INC DBA		17	3	15%	20
WILLAMETTE VALLEY TOXICOLOGY LLC		18	2	10%	20
WINSHIPS PHARMACY INC		20			20
SONATA BOYNTON BEACH		18	2	10%	20
HENDRY REGIONAL CORPORATE HEALTH			20	100%	20
REDITUS LABORATORIES			20	100%	20
SOUTH NASSAU COMMUNITIES HOSPITAL		16	4	20%	20
POINT OF CARE CLINICS PRIMARY CARE		20			20
SOUTH CAROLINA DEPARTMENT OF HEALTH			20	100%	20
BAYFRONT HMA CONVENIENT CARE, LLC		2	18	90%	20
ADIRONDACK MEDICAL CENTER		20			20
HOPE HEALTHCARE		20			20

# COVID-19: testing by laboratory

Data through Mar 11, 2021 verified as of Mar 12, 2021 at 09:25 AM

Data in this report are provisional and subject to change.

The numbers in the table below represent the number of Florida and non-Florida residents for whom test results were received by the Department of Health. A person can be tested by more than one laboratory and can have both positive and negative results. **Therefore, the sum of the numbers in each column will be larger than the total number of people tested.**

Reporting lab	Inconclusive	Negative	Positive	Percent positive	Total
FLORENCE J HUNT STUDENT WELLNESS CENTER - HEALTH SERVICES (ABBOTT)		20			20
BAY PEDIATRICS PA		18	2	10%	20
BETHESDA HEALTH PHYSICIAN GROUP INC			20	100%	20
CARESPOT OF NOCATEE		1	19	95%	20
MEDICAL EXPRESS CORP		18	2	10%	20
FLUSHING HOSPITAL MEDICAL CENTER		16	4	20%	20
PROFESSIONAL PARK PEDIATRICS PA			20	100%	20
LEE MEMORIAL HEALTH SYSTEM		17	3	15%	20
GOOD SAMARITAN SOCIETY OF DAYTONA		16	4	20%	20
MINUTECLINIC DIAGNOSTICS MEDICAL GROUP		19	1	5%	20
BROOKDALE MANDARIN CENTRAL		7	13	65%	20
CITY OF Ocala EMPLOYEE HEALTH AND WELLNESS CENTER		17	3	15%	20
NEW YORK METHODIST HOSPITAL		16	4	20%	20
LAKE WORTH MANOR		19	1	5%	20
MINUTECLINIC DIAGNOSTIC OF ILLINOIS L		15	5	25%	20
BEST MEDICAL CENTER		11	9	45%	20
Sovereign Laboratory Services, LLC		17	3	15%	20
ORLANDO FAMILY MEDICINE		7	13	65%	20
MINUTECLINIC DIAGNOSTIC OF PENNSYLVANI		19	1	5%	20
TENNESSEE DEPARTMENT OF HEALTH		15	5	25%	20
WINTER PARK FAMILY PRACTICE LLC		17	3	15%	20
TGH MEDICAL GROUP LABORATORY CARROLLWOOD			20	100%	20
MARQUES PEDIATRICS			20	100%	20
DAVENPORT PEDIATRICS CLERMONT PA		18	2	10%	20
HEALTHY MINORS, LLC.		20			20
ODYSSEY HEALTHCARE OF MARION COUNTY, LLC		19	1	5%	20
PONCE PLAZA NURSING & REHAB CENTER		4	16	80%	20
OCEAN REEF MEDICAL CENTER, LLC			19	100%	19
ALL PEDIATRIC CARE			19	100%	19
ESOTERIX GENETIC LABORATORIES		16	3	16%	19
SEVEN RIVERS REGIONAL MEDICAL CENTER		5	14	74%	19
NO NAME		8	11	58%	19
INTEGRATED REGIONAL LABORATORIES - LARGO			19	100%	19
CLERMONT ADVENTHEALTH CENTRA CARE		1	18	95%	19
WELLMED AT LAKE COPELAND		13	6	32%	19
BAYCARE MEDICAL GROUP INC			19	100%	19
GRAND VILLA OF ORMOND BEACH		16	3	16%	19
EMERALD COAST HOSPICE - CRESTVIEW		19			19
MONROE COUNTY DETENTION CENTER			19	100%	19
MEDI STATION			19	100%	19
GENTIVA HEALTH SERVICES		17	2	11%	19
BRIDGEWAY HEALTH CLINICS INC			19	100%	19
ASURANCE SCIENTIFIC LABORATORIES		19			19
CARE POINT HEALTH & WELLNESS CENTER		19			19
COMMUNITY HOME HEALTH CARE		19			19
MINUTECLINIC DIAGNOSTIC OF TN PC #320		12	7	37%	19

# COVID-19: testing by laboratory

Data through Mar 11, 2021 verified as of Mar 12, 2021 at 09:25 AM

Data in this report are provisional and subject to change.

The numbers in the table below represent the number of Florida and non-Florida residents for whom test results were received by the Department of Health. A person can be tested by more than one laboratory and can have both positive and negative results. **Therefore, the sum of the numbers in each column will be larger than the total number of people tested.**

Reporting lab	Inconclusive	Negative	Positive	Percent positive	Total
FLORIDA COMMUNITY HEALTH CENTER OF ST. LUCIE		1	18	95%	19
Wesley Place on Honeysuckle		17	2	11%	19
DOCTORS MEDICAL CENTER OF WALTON COUNTY CLINIC			19	100%	19
CENTRAL FLORIDA PEDIATRIC URGENT CARE LLC		17	2	11%	19
GUARDANT HEALTH		14	5	26%	19
MED HEALTH SERVICES		18	1	5%	19
MICHELLE S PAGE MD PA		18	1	5%	19
OCEANSIDE URGENT CARE		19			19
ANYLABTESTNOW		6	13	68%	19
NANO HEALTH ASSOCIATES LLC		19			19
LOVING CARE OF THE TREASURE COAST LLC	1	13	5	26%	19
REGENCY SQUARE MALL - SEARS		3	16	84%	19
TEXAS DEPARTMENT OF STATE HEALTH SERVICES		3	16	84%	19
DEPT OF VA MEDICAL CENTER - BAY PINES			19	100%	19
LEE PHYSICIAN GROUP		17	2	11%	19
LAB INTERMARKET FACILITY LAB		1	18	95%	19
STONE WASH CLINICAL LABORATORIES		2	17	89%	19
FLORIDA HOSPITAL WINTER GARDEN		15	4	21%	19
SIGNATURE HEALTHCARE OF MIDDLEBURG		19			19
OCALA OAKS REHABILITATION CENTER		13	6	32%	19
ADEPT INPATIENT MEDICAL SERVICES PC		19			19
BARTON FAMILY PRACTICE		8	11	58%	19
MCWHORTER SCHOOL OF PHARMACY		19			19
ORLANDO ORTHOPAEDIC OUTPATIENT SURGERY CENTER LLC		16	3	16%	19
GRACE WELLNESS CENTER		8	11	58%	19
EXPRESS CARE OF TAMPA BAY LLC		2	17	89%	19
ROYAL PALM MEDICAL GROUP, INC		19			19
JACKSON NORTH MEDICAL CENTER		2	17	89%	19
BAYVIEW MEDICAL		19			19
ENCOMPASS HEALTH REHABILITATION HOSPITAL OF SARASOTA		18			18
DIXIE COUNTY HEALTH DEPARTMENT		11	7	39%	18
FAMILY CARE CYPRESS CREEK		1	17	94%	18
BLOCK NATION CHASE		12	6	33%	18
BAPTIST MEDICAL GRP URGENT CARE & OCC HEALTH AIRPO		18			18
GENERAL INTERNAL MEDICINE MEDICAL CTR CLINIC		13	5	28%	18
MINUTECLINIC #8699		14	4	22%	18
BOZEMAN HEALTH DEACONESS HOSPITAL		13	5	28%	18
A LILIKO'I PHARMACY LLC		17	1	6%	18
SHELBY BAPTIST MEDICAL CENTER		13	5	28%	18
HELIX DIAGNOSTICS			18	100%	18
WALGREEN EASTERN CO, INC		18			18
NEWPATH DIAGNOSTICS		11	7	39%	18
OSCEOLA ALF OPERATOR, LLC DBA		18			18
ADVENT HEALTH - KISSIMMEE		6	12	67%	18
49D2045214PHYSICIAN OFFICE-WAIVERMEDEXPRESS URGENT CARE - HARRISONBU		9	9	50%	18
MARION COUNTY HEALTH DEPARTMENT		17	1	6%	18

# COVID-19: testing by laboratory

Data through Mar 11, 2021 verified as of Mar 12, 2021 at 09:25 AM

Data in this report are provisional and subject to change.

The numbers in the table below represent the number of Florida and non-Florida residents for whom test results were received by the Department of Health. A person can be tested by more than one laboratory and can have both positive and negative results. **Therefore, the sum of the numbers in each column will be larger than the total number of people tested.**

Reporting lab	Inconclusive	Negative	Positive	Percent positive	Total
ROSS MEDICAL GROUP			18	100%	18
TPCA CLINICAL LABORATORIES		15	3	17%	18
LPG PRIMARY CARE AT PINE ISLAND		16	2	11%	18
1 TOUCH TOTALCARE SOLUTIONS		17	1	6%	18
STATCARE URGENT & WALK IN MEDICAL CARE		16	2	11%	18
COMMONWEALTH OF MASSACHUSETTS			18	100%	18
UM MILLER SCHOOL OF MEDICINE			18	100%	18
Citymd Of Lacey		16	2	11%	18
ACCESS HEALTH CARE PHYSICIANS LLC		6	12	67%	18
MINUTECLINIC, LLC, DBA MINUTECLINIC #5		15	3	17%	18
CARENOW URGENT CARE-BRENTWOOD		12	6	33%	18
KINDRED HOSPITAL OCALA		15	3	17%	18
CAREHERE- LCS LEESBURG			18	100%	18
HARLEM HOSPITAL CENTER		17	1	6%	18
TRINITY MEDICAL ASSOCIATES LLC			18	100%	18
COLLEGE POINT URGENT CARE		15	3	17%	18
THE PALMS PHARMACY, INC		17	1	6%	18
MINUTECLINIC DIAGNOSTIC OF NORTH CAROLINA PC		15	3	17%	18
MULBERRY'S MOBILE PROVIDER SERVICES LLC		4	14	78%	18
CABOT RESERVE ON THE GREEN		18			18
BASSETTI & ASSOCIATES, MD, PA			18	100%	18
ST CATHERINE OF SIENA HOSPITAL		16	2	11%	18
MADISON CORE LABORATORIES		17	1	6%	18
CRANES VIEW LODGE			18	100%	18
Z UROLOGY		18			18
ST. JUDES LABORATORIES		12	6	33%	18
MINUTECLINIC DIAGNOSTIC PA		16	2	11%	18
ASCENSION ST VINCENT'S PRIMARY CARE		1	17	94%	18
HARTFORD HOSPITAL ANCILLARY LAB		17	1	6%	18
XPRESS WELLNESS URGENT CARE			18	100%	18
MINUTECLINIC DIAGNOSTIC OF RHODE ISLAND, LLC #590		17	1	6%	18
AURORA DIAGNOSTICS		6	12	67%	18
THE VILLAGES HEALTH		12	6	33%	18
BAYLOR GENETICS		6	12	67%	18
LABORATORY MEDICINE CONSULTANTS-LMC PA		16	2	11%	18
TOTAL RENAL LABORATORIES INC		13	5	28%	18
GLEN OAKS URGENT CARE		17	1	6%	18
MOORINGS PARK OAKSTONE AT GREY OAKS		17	1	6%	18
ST ELIZABETH MEDICAL CENTER LABORATORY		17	1	6%	18
PARRISH HEALTH CENTER		14	3	18%	17
MD PLUS URGENT CARE, LLC			17	100%	17
URGENT TEAM		14	3	18%	17
MARCO DRUGS AND COMPOUNDING		13	4	24%	17
TENDER CARE ALF		17			17
RESOLVE MOLECULAR DIAGNOSTICS		13	4	24%	17
BAY BREEZE HEALTH AND REHABILITATION CENTER		9	8	47%	17

# COVID-19: testing by laboratory

Data through Mar 11, 2021 verified as of Mar 12, 2021 at 09:25 AM

Data in this report are provisional and subject to change.

The numbers in the table below represent the number of Florida and non-Florida residents for whom test results were received by the Department of Health. A person can be tested by more than one laboratory and can have both positive and negative results. **Therefore, the sum of the numbers in each column will be larger than the total number of people tested.**

Reporting lab	Inconclusive	Negative	Positive	Percent positive	Total
FORT WALTON BEACH DEVELOPMENTAL CENTER		16	1	6%	17
INN AT LAKE SEMINOLE SQUARE, THE		17			17
HEALTHCARE NOW			17	100%	17
MINUTECLINIC DIAGNOSTIC OF LOUISIANA,		16	1	6%	17
MINUTECLINIC DIAGNOSTIC OF MICHIGAN PC		16	1	6%	17
URGENT CARE WEST CLINIC		14	3	18%	17
ALBIBI		1	16	94%	17
IONA COLLEGE HEALTH & WELLNESS CENTER		17			17
VALLEY IMMEDIATE CARE		15	2	12%	17
CARESPOT EXPRESS HEALTHCARE			17	100%	17
JESSIE TRICE COMMUNITY HEALTH SYSTEM, INC		1	16	94%	17
MASSACHUSETTS GENERAL HOSPITAL		1	16	94%	17
PRIMARY CARE WALK IN CLINIC PLLC			17	100%	17
PRATTVILLE BAPTIST HOSPITAL		13	4	24%	17
Floral Health and Rehabilitation, LLC		16	1	6%	17
YUSRA MEDICAL ASSOCIATES PA		14	3	18%	17
IMMEDIATE CARE PA		15	2	12%	17
UNIVERSITY LAB			17	100%	17
UNIVERSITY OF ALABAMA - FUNGAL REFERENCE LABORATORY		12	5	29%	17
DIEGO FALLON MD PA		6	11	65%	17
URGENT CARE USA LLC		1	16	94%	17
URGENT CARE AT LONGWOOD			17	100%	17
PALM BEACH GARDENS MEDICAL CENTER			17	100%	17
COAST MED URGENT CARE		16	1	6%	17
CVS NC3516POCT WINSTON SALEM		15	2	12%	17
WELLINGTON FAMILY PRACTICE		13	4	24%	17
BAPTIST MEMORIAL HEALTH CARE		15	2	12%	17
NAPHCARE INC		14	3	18%	17
LAKELAND HILLS CENTER		10	7	41%	17
REOPEN DIAGNOSTICS			17	100%	17
BAY COUNTY HEALTH DEPARTMENT		13	4	24%	17
SOMA MEDICAL CENTER # 4		2	15	88%	17
ADVANCED HEALTHCARE ASSOCIATES		15	2	12%	17
GENETIC TECHNOLOGICAL INNOVATIONS			17	100%	17
AUBURN COMMUNITY HOSPITAL		15	2	12%	17
PRIMARY CARE MEDICINE	1	13	3	18%	17
AMBRY GENETICS CORPORATION	7	10			17
UVMC MICROBIOLOGY		16	1	6%	17
BROOKDALE CROWN POINT			17	100%	17
ROBERT WOOD JOHNSON UNIVERSITY HOSP		15	2	12%	17
CAREATC INC BRANDON	1	15	1	6%	17
BROOKDALE ST AUGUSTINE			17	100%	17
THE CANOPY AT HARPER LAKE	1		16	94%	17
HODGES CLUSTER		2	14	88%	16
SOMA MEDICAL CENTER PA			16	100%	16
MC DIAGNOSTIC OF CONNECTICUT, PC #775		15	1	6%	16

# COVID-19: testing by laboratory

Data through Mar 11, 2021 verified as of Mar 12, 2021 at 09:25 AM

Data in this report are provisional and subject to change.

The numbers in the table below represent the number of Florida and non-Florida residents for whom test results were received by the Department of Health. A person can be tested by more than one laboratory and can have both positive and negative results. **Therefore, the sum of the numbers in each column will be larger than the total number of people tested.**

Reporting lab	Inconclusive	Negative	Positive	Percent positive	Total
CVS MINUTE CLINIC DIAGNOSTIC OF TEXAS LLC		12	4	25%	16
EC OPCO TIMBERLIN PARC LLC		16			16
BONIFAY NURSING AND REHABILITATION CENTER			16	100%	16
MINUTECLINIC DIAGNOSTIC OF TN PC #6435		14	2	13%	16
CLEVELAND CLINIC FLORIDA		1	15	94%	16
JS HEALTHCARE INC		16			16
PRO HEALTH FAMILY PHYSICIANS, NYSTROM		16			16
ST JOSEPH HOSPITAL		15	1	6%	16
PROMEDICA LABORATORIES		11	5	31%	16
Life Care Center of Citrus County		15	1	6%	16
JOSEPH MIGNOGNA		13	3	19%	16
MINUTECLINIC MINUTECLINIC #8746		15	1	6%	16
URGENT CARE CLINIC OF LINCOLN		14	2	13%	16
CARE CENTERS OF NASSAU LLC MINER ROAD NORTH		16			16
STATEN ISLAND UNIVERSITY HOSPITAL		15	1	6%	16
NORTHWEST FLORIDA SLEEP		1	15	94%	16
ADVENT HEALTH - ZEPHYRHILLS			16	100%	16
GRAND VILLA OF DEL RAY WEST		15	1	6%	16
Casa Mora Rehabilitation & Extended Care		16			16
XERA MED RESEARCH			16	100%	16
FAST TRACK URGENT CARE CENTER - TYRONE			16	100%	16
CLEVELAND CLINIC			16	100%	16
MEDEXPRESS URGENT CARE, MOON TOWNSHIP		15	1	6%	16
PEACHTREE IMMEDIATE CARE			16	100%	16
BIG BEND HOSPICE INC		16			16
MILLENNIUM PHYSICIAN GRP LLC NAPLES PINE RIDGE			16	100%	16
AURORA UNIVERSITY WELLNESS CENTER		16			16
MEDICINE AT LONGWOOD		16			16
NOVANT HEALTH GOHEALTH URGENT CARE-HARRISBURG		8	8	50%	16
MEDEXPRESS URGENT CARE LEWISBURG		15	1	6%	16
EAR NOSE & THROAT ASSOCIATES OF MANATEE PA		16			16
MORTON PLANT MEASE			16	100%	16
EDWARD S BENNETT MD PLLC		16			16
ENCOMPASS HOME HEALTH OF THE SOUTHEAST LLC		16			16
INTERNAL MEDICINE ASSOCIATES & SPECIALTIES INC		15	1	6%	16
ELTINGVILLE CIRCLE URGENT CARE		15	1	6%	16
ST AUGUSTINE PLANTATION		1	15	94%	16
PANAMA CITY VITAS HOSPICE		16			16
STARLING AT NOCATEE			16	100%	16
MI CASA DORADA ASSISTED LIVING FACILIT		16			16
COMMUNITY HEALTH OF SOUTH FLORIDA INC			16	100%	16
HEALTH CENTRAL HOSPITAL			16	100%	16
MAITLAND PRIMARY CARE		9	7	44%	16
NORTHWEST FLORIDA ENT, PA		5	11	69%	16
BVL PEDIATRICS		14	2	13%	16
BAYFRONT MEDICAL			16	100%	16

# COVID-19: testing by laboratory

Data through Mar 11, 2021 verified as of Mar 12, 2021 at 09:25 AM

Data in this report are provisional and subject to change.

The numbers in the table below represent the number of Florida and non-Florida residents for whom test results were received by the Department of Health. A person can be tested by more than one laboratory and can have both positive and negative results. **Therefore, the sum of the numbers in each column will be larger than the total number of people tested.**

Reporting lab	Inconclusive	Negative	Positive	Percent positive	Total
STAT MEDICAL CLINIC III INC		10	6	38%	16
LAKEWOOD RANCH MEDICAL CENTER CLINICAL LAB			16	100%	16
MEDEXPRESS URGENT CARE - ROBINSON TWP, STEUBENVILLE PIKE		14	2	13%	16
CRUCIAL CARE		10	6	38%	16
MIRIMUS INC		1	15	94%	16
OKEECHOBEE HEALTHCARE FACILITY			16	100%	16
SRMC AVALON		9	7	44%	16
MIDNIGHT MEDICINE			16	100%	16
REGENEXX TAMPA BAY		14	2	13%	16
CALLAWAY CLINIC		11	5	31%	16
GRAND VILLA OF ENGLEWOOD		12	4	25%	16
ALL FLORIDA FAMILY & SPORTS MEDICINE		15	1	6%	16
Lab MSMC Hialeah			16	100%	16
SINAI HOSPITAL OF BALTIMORE		15			15
OPTIMAL CARE PEDIATRICS		1	14	93%	15
ST VINCENT'S URGENT CARE		12	3	20%	15
WACO HHSSURGEWACO	1	13	1	7%	15
MEDEXPRESS URGENT CARE - TIMBERLAKE		14	1	7%	15
CLINIC OF PEDIATRICS & GI MEDICINE INC		1	14	93%	15
CARE NOW, INC		11	4	27%	15
CUSTEAD CARE CENTER HAVEN HOSPICE		12	3	20%	15
Astoria Health and Rehab		15			15
FAMILY CARE CENTER OF ARLINGTON		10	5	33%	15
MEDEMERGE		14	1	7%	15
PATHLINE			15	100%	15
PRIMARY CARE SPECIALISTS OF ORLANDO LLC		12	3	20%	15
FLORIDA MEDICAL CLINIC IM MLK		10	5	33%	15
HEALTH MED HOME CARE, LLC		15			15
ORLANDO HEALTH		2	13	87%	15
LAKE HOWARD HEIGHTS	1	12	2	13%	15
WALK IN URGENT CARE			15	100%	15
EXPRESS FAMILY CARE LLC			15	100%	15
AJU GEORGE MD PA			15	100%	15
MEDLAB ASSOCIATES LLC		15			15
EASTLAKE PEDIATRICS - TRINITY		15			15
FORT HAMILTON URGENT CARE		15			15
UNIVERSITY OF MIAMI MILLER SCHOOL			15	100%	15
ST ANTHONY'S HOSP PATIENT CARE SERVICE			15	100%	15
ENCOMPASS HEALTH REHABILITATION HOSPITAL OF PANAMA CITY		10	5	33%	15
STATCARE URGENT AND WALK-IN MEDICAL CA		13	2	13%	15
HOLLEY-NAVARRE MEDICAL CLINIC		5	10	67%	15
COASTAL LABORATORIES OF FLORIDA		12	3	20%	15
BESSENT ROAD GROUP HOME		15			15
UNAVAILABLE/UNKNOWN/NO INFORMATION FOUND			15	100%	15
NOVALIFE MEDSPA			15	100%	15
CVS NC7047POCT DURHAM		15			15

# COVID-19: testing by laboratory

Data through Mar 11, 2021 verified as of Mar 12, 2021 at 09:25 AM

Data in this report are provisional and subject to change.

The numbers in the table below represent the number of Florida and non-Florida residents for whom test results were received by the Department of Health. A person can be tested by more than one laboratory and can have both positive and negative results. **Therefore, the sum of the numbers in each column will be larger than the total number of people tested.**

Reporting lab	Inconclusive	Negative	Positive	Percent positive	Total
BAPTIST MEDICAL CENTER EAST		11	4	27%	15
DIATHERIX		13	2	13%	15
MILTON 4707		15			15
FAMILY CARE			15	100%	15
MINUTECLINIC DIAGNOSTIC OF NORTH		14	1	7%	15
TELEVISIT MALABAR PEDIATRICS		5	10	67%	15
FLORIDA DEPARTMENT OF HEALTH IN HILLSBOROUGH COUNTY		1	14	93%	15
TMH FSU RAPID LABORATORY		2	13	87%	15
OAKMONTE VILLAGE OF DAVIE			15	100%	15
HUDSON VALLEY HOSPITAL CENTER LABORATORY		14	1	7%	15
BAYCARE MEDICAL GROUP INC			15	100%	15
MIAMI BEACH MEDICAL GROUP			15	100%	15
MEADOWCREST MOLECULAR DIAGNOSTICS, LLC			15	100%	15
ESTATES MEDICAL CENTER INC		4	11	73%	15
OPTIONS FOR SENIORS INC DBA PALM KREST MANOR		12	3	20%	15
BLOUNT MEMORIAL HOSPITAL		13	2	13%	15
MINUTECLINIC, LLC #4230		12	3	20%	15
GRAND VILLA OF BOYNTON BEACH		14	1	7%	15
ADVENTHEALTH MEDICAL GROUP		10	4	29%	14
RIVERSIDE COTTAGES AT THE SHORES, LLC			14	100%	14
MELBOURNE FAMILY PRACTICE		12	2	14%	14
ABC PEDIATRICS OF PORT ST LUCIE		12	2	14%	14
INDIANA STATE DEPARTMENT OF HEALTH		1	13	93%	14
BOCA SIMON		2	12	86%	14
SARNO FAMILY PRACTICE		1	13	93%	14
CITY OF NAPLES FIRE RESCUE		12	2	14%	14
BAPTIST PEDIATRICS		11	3	21%	14
UC HEALTH UNIVERSITY HOSPITAL		11	3	21%	14
KETAMINE HEALTH CENTERS AT BONITA SPRINGS, LLC		14			14
PULSE & REMEDY LLC			14	100%	14
GRAND VILLA OF LARGO		12	2	14%	14
BRYAN WHITFIELD MEMORIAL HOSPITAL		9	5	36%	14
SOUTHEASTERN UNIVERSITY INC		14			14
MIAMI BEACH MEDICAL GROUP LLC			14	100%	14
ALASKA PUBLIC HEALTH LAB		1	13	93%	14
MINUTECLINIC DIAGNOSTIC OF TN, PC 374		10	4	29%	14
NORTHWESTERN MEMORIAL HOSPITAL			14	100%	14
Terrace of Jacksonville			14	100%	14
SARASOTA - ROBERT L TAYLOR COMMUNITY CENTER□		1	13	93%	14
WALGREEN		6	8	57%	14
PPD - IXLAYER		13	1	7%	14
ORANGE REGIONAL MEDICAL CENTER LABORATORY		11	3	21%	14
TALLAHASSEE PRIMARY CARE ASSOCIATES PA		12	2	14%	14
OPIS ISLAND LAKE CENTER		13	1	7%	14
PARROTT MEDICAL CLINIC			14	100%	14
ST CLOUD MEDICAL GROUP		12	2	14%	14

# COVID-19: testing by laboratory

Data through Mar 11, 2021 verified as of Mar 12, 2021 at 09:25 AM

Data in this report are provisional and subject to change.

The numbers in the table below represent the number of Florida and non-Florida residents for whom test results were received by the Department of Health. A person can be tested by more than one laboratory and can have both positive and negative results. **Therefore, the sum of the numbers in each column will be larger than the total number of people tested.**

Reporting lab	Inconclusive	Negative	Positive	Percent positive	Total
SURGERY CENTER OF CORAL GABLES LLC,THE		11	3	21%	14
SIGMUND LABS LLC		14			14
ADVENT HEALTH - WINTER HAVEN		7	7	50%	14
DESOTO HEALTH AND REHAB LLC		9	5	36%	14
GREENSBORO PATHOLOGY LLC		14			14
EPIPHANY HEALTH		8	6	43%	14
TREASURE COAST URGENT CARE			14	100%	14
HEALTHFIRST ADVENT HEALTH CENTRA CARE COCOA BEACH			14	100%	14
The Evangelical Lutheran Good Samaritan Society		14			14
ALAN L MELOTEK MD		14			14
SOUTHEASTERN LABORATORY			14	100%	14
TNC WALK IN CLINIC		10	4	29%	14
MONTEFIORE ST LUKE'S CORNWALL HOSPITAL		10	4	29%	14
POLK CHD BARTOW		13	1	7%	14
MINUTECLINIC DIAGNOSTIC OF TN PC #566		12	2	14%	14
STEWART MELBOURNE HOSPITAL, INC	1		13	93%	14
ORTHOPAEDIC SURGERY CENTER		14			14
BROWNE MEDICAL		12	2	14%	14
DAVITA DIALYSIS		4	10	71%	14
FG RAPID RESULTS LLC		8	6	43%	14
Sunnyside Care Center		13			13
FAMILY MEDICINE OF WESTON LLC		5	8	62%	13
AVALON MEDICAL WALK IN CLINIC			13	100%	13
ROCKLEDGE		3	10	77%	13
MORTON PLANT NORTH BAY HOSPITAL			13	100%	13
BERGEN NEW BRIDGE M		12	1	8%	13
HUNTINGTON URGENT CARE		12	1	8%	13
MED TECH SERVICES OF PALM BEACH INC		13			13
SHELBY COUNTY HEALTH CARE CORPORATION		10	3	23%	13
GLENBROOKE AT PALM BAY			13	100%	13
ACCESS HOME HEALTH OF FLORIDA LLC		13			13
Grand Villa of Dunedin		7	6	46%	13
LONG ISLAND JEWISH VALLEY STREAM		12	1	8%	13
Hackensack Umc Mountainside		12	1	8%	13
CLINICAL LABORATORY SERVICES			13	100%	13
LUCID DIAGNOSTICS LABS			13	100%	13
CARENOW URGENT CARE-WEST END		8	5	38%	13
CVA MINUTE CLINIC DIAGNOSTIC OF VIRGINIA, LLC		13			13
COMPREHENSIVE CHILDCARE ASSOCIATES		8	5	38%	13
PREMIER LABORATORY SERVICES, LLC		5	8	62%	13
HARBOR CHASE OF JACKSONVILLE			13	100%	13
FLORIDA STATE HOSPITAL			13	100%	13
VRL EUROFINs - HAWAII		13			13
BAYA URGENT CARE LLC		1	12	92%	13
OCCUPATIONAL HEALTH CENTERS OF THE SOUTHWEST PA		12	1	8%	13
RIVERSIDE MEDICAL GROUP		12	1	8%	13

# COVID-19: testing by laboratory

Data through Mar 11, 2021 verified as of Mar 12, 2021 at 09:25 AM

Data in this report are provisional and subject to change.

The numbers in the table below represent the number of Florida and non-Florida residents for whom test results were received by the Department of Health. A person can be tested by more than one laboratory and can have both positive and negative results. **Therefore, the sum of the numbers in each column will be larger than the total number of people tested.**

Reporting lab	Inconclusive	Negative	Positive	Percent positive	Total
CROSS CARE CENTER			13	100%	13
IN-OFFICE LAB		12	1	8%	13
BAPTIST PRIMARY CARE PONTE VEDRA		7	6	46%	13
MULBERRY CARE CENTER		7	6	46%	13
EAR NOSE AND THROAT ASSOCIATES OF MANATEE, P.A.		10	3	23%	13
CITY OF CLEARWATER EMPLOYEE HEALTH CENTER		4	9	69%	13
BELLEVUE HOSPITAL CENTER DEPARTMENT		13			13
INTERMOUNTAIN CENTRAL LAB		1	12	92%	13
VILLA OF KINGS AND QUEENS OF DELRAY		13			13
KIDSWOOD PEDIATRICS CORP		5	8	62%	13
UNIVERSITY HOSPITAL UC HEALTH		9	4	31%	13
TLC FAMILY CARE HOME INC		13			13
PASSPORT HEALTH OF TAMPA BAY		13			13
ARNOT OGDEN MEDICAL CENTER LABORATORY		13			13
CVS NC7588POCT ASHEVILLE		10	3	23%	13
VALDOSTA FAMILY MEDICINE		1	12	92%	13
MAINSTREET FAMILY SELECT		1	12	92%	13
MINUTECLINIC DIAGNOSTIC OF TN, PC 6438		11	2	15%	13
CAREATC			13	100%	13
LEE COMMUNITY HEALTHCARE INC CAPE CORAL		13			13
CVS MINUTE CLINIC DIAGNOSTIC PA		10	3	23%	13
ESCAMBIA COMMUNITY CLINIC		2	11	85%	13
KIMBERLY J HENDERSON MD PC		12	1	8%	13
MEDEXPRESS URGENT CARE - SEMINOLE SQUA		11	2	15%	13
SOUTHEAST FAMILY HEALTHCARE CENTER			13	100%	13
SOMA MEDICAL CENTER, PA #4 FLORIDA MANGO			13	100%	13
CORAL LANDING ASSISTED LIVING		11	2	15%	13
Rehabilitation Center of the Palm Beaches		13			13
BROOKDALE DELAND			13	100%	13
LPG PRIMARY CARE AT BONITA BAY LIFESTYLE CENTER		12	1	8%	13
ADVENTHEALTH MEDICAL GROUP PEDIATRICS AT		3	10	77%	13
HORIZON MEDICAL GROUP		11	2	15%	13
MEDEXPRESS URGENT CARE - LAFAYETTE		12	1	8%	13
NORTHERN WESTCHESTER HOSPITAL LABORATORY		11	2	15%	13
MONTEFIORE MEDICAL CENTER LABORATORIES - WEILER		9	4	31%	13
MC DIAGNOSTIC OF CONNECTICUT, PC #1960		13			13
CORNER OAK ESTATE LLC		13			13
COVANCE CENTRAL LABORATORY			13	100%	13
BROOKLYN HOSPITAL CENTER DOWNTOWN CAMPUS		13			13
PARKWEST MEDICAL CENTER		11	2	15%	13
ORCHID COVE		3	10	77%	13
DYNAMIC DNA LAB		1	12	92%	13
GNT ASSOCIATES		12	1	8%	13
PROHEALTH CARE ASSOCIATES MOBILE		10	3	23%	13
LIFE'S SPECIAL MOMENTS INC		13			13
PHELPS HOSPITAL LABORATORY		11	2	15%	13

# COVID-19: testing by laboratory

Data through Mar 11, 2021 verified as of Mar 12, 2021 at 09:25 AM

Data in this report are provisional and subject to change.

The numbers in the table below represent the number of Florida and non-Florida residents for whom test results were received by the Department of Health. A person can be tested by more than one laboratory and can have both positive and negative results. **Therefore, the sum of the numbers in each column will be larger than the total number of people tested.**

Reporting lab	Inconclusive	Negative	Positive	Percent positive	Total
MINUTE CLINIC		1	12	92%	13
WORLD WRESTLING ENTERTAINMENT			13	100%	13
WOODLAND TOWERS		6	6	50%	12
ST PETER'S UNIVERSITY HOSPITAL		9	3	25%	12
SENIOR HOME CARE INC		12			12
BROOKDALE CITRUS			12	100%	12
MEDEXPRESS URGENT CARE-ALTOONA		10	2	17%	12
BROWARD DIALYSIS			12	100%	12
GLEN OAKS HEALTH AND REHABILITATION CENTER			12	100%	12
MC DIAGNOSTIC OF CONNECTICUT PC #459		12			12
KISSIMMEE VA OUTPATIENT CLINIC		12			12
NIGHT OWL PEDIATRICS URGENT CARE			12	100%	12
ADVENTHEALTH MEDICAL GROUP CARE CLINIC AT		8	4	33%	12
CVS MINUTE CLINIC DIAGNOSTIC OF WISCONSIN		12			12
CARE FAST MURABELLA		7	5	42%	12
FLORIDA DEPARTMENT OF HEALTH WASHINGTON COUNTY		7	5	42%	12
BAPTIST HEALTH			12	100%	12
THE PLAZA AT PARKSQUARE		12			12
CANCER RESEARCH LAB, BOB JONES UNIVERSITY		12			12
MI2297090CV HOLLAND-23D2189684		12			12
DEPARTMENT OF PUBLIC HEALTH		12			12
SEBRING PEDIATRICS LLC			12	100%	12
TMH PHYSICIAN PARTNERS - MONTICELLO		10	2	17%	12
GADSDEN REGIONAL MEDICAL CENTER		12			12
MADISON COUNTY HEALTH DEPARTMENT		5	7	58%	12
CVS MINUTE CLINIC DIAGNOSTIC OF TN #6044		10	2	17%	12
OHIO STATE UNIVERSITY MEDICAL CENTER			12	100%	12
FAMILY MEDICINE AT HUNTERS CREEK		12			12
CULINARY INSTITUTE OF AMERICA STUDENT	3	9			12
MED LABS DIAGNOSTICS		7	5	42%	12
APPLE DIAGNOSTICS LAB		5	7	58%	12
CVS MINUTE CLINIC DIAGNOSTIC MED GRP OF CA		12			12
SAMARITAN MEDICAL CENTER		12			12
COLLIER COUNTY HEALTH DEPT.		7	5	42%	12
FLORIDA PRESBYTERIAN HOMES INC		11	1	8%	12
METHODIST MEDICAL CENTER		9	3	25%	12
YORKVILLE PEDIATRIC URGENT CARE		12			12
BAYFRONT FAMILY HEALTH CENTER			12	100%	12
CVS NC187POCT CHARLOTTE		11	1	8%	12
ORMOND MEDICAL ARTS		3	9	75%	12
FIRST CHOICE PEDIATRICS WINTER SPRINGS		10	2	17%	12
Lady Lake Specialty Care			12	100%	12
INNOVATIVE RESEARCH OF WEST FLORIDA		9	3	25%	12
CVS MINUTE CLINIC, LLC		10	2	17%	12
FHCP-PORT ORANGE		3	9	75%	12
WELLMED AT PORT ST LUCIE WEST		8	4	33%	12

# COVID-19: testing by laboratory

Data through Mar 11, 2021 verified as of Mar 12, 2021 at 09:25 AM

Data in this report are provisional and subject to change.

The numbers in the table below represent the number of Florida and non-Florida residents for whom test results were received by the Department of Health. A person can be tested by more than one laboratory and can have both positive and negative results. **Therefore, the sum of the numbers in each column will be larger than the total number of people tested.**

Reporting lab	Inconclusive	Negative	Positive	Percent positive	Total
HAVEN HOSPICE			12	100%	12
1ST PRIORITY LAB SERVICES		12			12
Gulfport Rehabilitation Center		9	3	25%	12
MEDEXPRESS URGENT CARE - MONROE		12			12
MINUTE-CLINIC DIAGNOSTIC OF VIRGINIA		10	2	17%	12
GEORGE W FERGUSON MD-CONCIERGE MEDICAL SERVICES PL		11	1	8%	12
DEVEREUX FLORIDA CHILDRENS CENTER			12	100%	12
PRIMECARE AT PORT ORANGE			12	100%	12
IREPERTOIRE_MOL_LAB		12			12
ACADIAN DIAGNOSTIC LABORATORIES		8	4	33%	12
PANCARE HEALTH - WEWA ELEMENTARY			12	100%	12
PT&J REHAB - VILLAGE OF ROYAL PALM BEACH		12			12
VILLA HEALTH NH LLC		10	2	17%	12
NATIONAL GENETICS INST LABCORP		4	8	67%	12
EFFINGER HEALTH, PA		12			12
CVS TN5639POCT FARRAGUT		10	2	17%	12
RUSSELL MEDICAL CENTER		11	1	8%	12
MEDLABS DIAGNOSTICS		10	2	17%	12
MIRACLE ALF INC		12			12
LEON CHD		12			12
FAMILY MEDICINE AT LONGWOOD			12	100%	12
LAB UNKNOWN		1	11	92%	12
MERIDIAN AT WATERWAYS, THE		10	2	17%	12
MERCY MEDICAL CENTER		5	7	58%	12
CVS NY491POCT JACKSON HEIGHTS		12			12
MEDEXPRESS URGENT CARE - CHRISTIANBURG		8	4	33%	12
LIFE CARE OF PORT SAINT LUCIE		3	9	75%	12
SUWANNEE COUNTY JAIL		11	1	8%	12
NAPLES GREEN VILLAGE		12			12
MINUTECLINIC DIAGNOSTIC OF TN, PC 4992		12			12
LYNN KEEFE, MD PEDIATRICS		9	3	25%	12
SOMA MEDICAL CENTER, P.A.			12	100%	12
MEDEXPRESS URGENT CARE- MARYLAND		11	1	8%	12
VERITAS RESEARCH CORP			12	100%	12
AVENTURA HOSPITAL AND MEDICAL CENTER			12	100%	12
SUMMIT ATLANTIC SURGERY CENTER		12			12
FLORIDA DEPT OF HEALTH		4	8	67%	12
MINUTECLINIC DIAGNOSTIC OF TN PC #6415		10	1	9%	11
TROPICANA		5	6	55%	11
LONGWOOD PEDIATRICS LLC			11	100%	11
PALM BEACH PATHOLOGY		9	2	18%	11
THE TERRACE OF SAINT CLOUD		9	2	18%	11
ILLINOIS DEPT OF PUBLIC HEALTH LAB - SPRINGFIELD			11	100%	11
AZALEA HEALTH		2	9	82%	11
KINGS BAY PEDIATRICS LLC		7	4	36%	11
MC DIAGNOSTIC OF CONNECTICUT, PC # 257		10	1	9%	11

# COVID-19: testing by laboratory

Data through Mar 11, 2021 verified as of Mar 12, 2021 at 09:25 AM

Data in this report are provisional and subject to change.

The numbers in the table below represent the number of Florida and non-Florida residents for whom test results were received by the Department of Health. A person can be tested by more than one laboratory and can have both positive and negative results. **Therefore, the sum of the numbers in each column will be larger than the total number of people tested.**

Reporting lab	Inconclusive	Negative	Positive	Percent positive	Total
JOHN W NORRIS III MD PA	1		10	91%	11
MINUTE CLINIC DIAGNOSTIC OF SOUTH CAROLINA		9	2	18%	11
FLORIDA HOSPITAL PHYSICIAN GROUP		3	8	73%	11
LEHIGH VALLEY HOSPITAL		3	8	73%	11
NIGHT LITE PEDIATRICS CENTER, LLC		1	10	91%	11
MEDICAL CENTER AFFILIATES WEST PALM			11	100%	11
MOUNT DORA PEDIATRICS		9	2	18%	11
CVS TX8321POCT MCKINNEY		11			11
CVS CA9165POCT SAN DIEGO		11			11
PRIME MEDICAL CARE, LLC		11			11
BIOTECH CLINICAL LABORATORIES, INC.		1	10	91%	11
ASSOCIATES MD CYPRESS CREEK			11	100%	11
SMH PHYSICIAN SERVICES INC		10	1	9%	11
Hialeah Nursing And Rehabilitation Center		6	5	45%	11
SEMORAN FAMILY HEALTH LLC		10	1	9%	11
ELITE HOME HEALTH SERVICES		11			11
NORTH OKALOOSA PHYSICIAN GROUP		10	1	9%	11
ADVENT HEALTH MEDICAL GROUP FAMILY AND INTERNAL MEDICINE AT AVALON PAR		10	1	9%	11
WANTAGH URGENT CARE		8	3	27%	11
45TH 1		11			11
REDMED CLINIC OF ARLINGTON		10	1	9%	11
CARLOS PORTU MD, PLLC			11	100%	11
RICH STREET GROUP HOME		4	7	64%	11
MINUTE CLINIC LLC #5733		11			11
FRUITVILLE URGENT CARE			11	100%	11
WINTER PARK CARE AND REHABILITATION			11	100%	11
NORTH FLORIDA PHARMACY		10	1	9%	11
PRIMECARE ACQUISITION FAMILY PRACTICE INC		11			11
UNIVERSITY CENTRA CARE		10	1	9%	11
Rosewood Healthcare and Rehabilitation Center		5	6	55%	11
DMH STEINHATCHEE FAMILY MEDICINE		8	3	27%	11
TELEVISIT PALM BAY FAMILY PRACTICE		9	2	18%	11
FLORIDA MEDICAL CL ODOM TPA		4	7	64%	11
RIVERWOOD CENTER,THE		1	10	91%	11
MONTEFIORE NYACK HOSPITAL AFFILIATED LABORATORY		10	1	9%	11
BRONSON FIRE DEPARTMENT		11			11
BRIDGE DIAGNOSTICS			11	100%	11
IGENEX INC		11			11
LMH SKILLED NURSING UNIT		11			11
UNDERGROUND FREE CLINIC		11			11
MINUTE CLINIC DIAGNOSTIC OF TEXAS, LLC		11			11
UMHC/SYLVESTER AT KENDALL		1	10	91%	11
GENOPTIX MEDICAL LABORATORY		10	1	9%	11
MINUTECLINIC DIAGNOSTIC OF NEW MEXICO		11			11
WATSON HEALTHCARE		8	3	27%	11
URGENT CARE OF NEW YORK		11			11

# COVID-19: testing by laboratory

Data through Mar 11, 2021 verified as of Mar 12, 2021 at 09:25 AM

Data in this report are provisional and subject to change.

The numbers in the table below represent the number of Florida and non-Florida residents for whom test results were received by the Department of Health. A person can be tested by more than one laboratory and can have both positive and negative results. **Therefore, the sum of the numbers in each column will be larger than the total number of people tested.**

Reporting lab	Inconclusive	Negative	Positive	Percent positive	Total
St. Annes Nursing Center, St. Annes Residence, Inc.		11			11
MEYER PEDIATRICS CHTD		11			11
ALCOVE ASSISTED LIVING FACILITY		11			11
ANYLABTEST NOW		4	7	64%	11
GENESIS		7	4	36%	11
CARINGTON MANOR		11			11
VA MEDICAL CENTER			11	100%	11
ADVENTIST HEALTH SYSTEM FLORIDA DEPT OF HEALTH		7	4	36%	11
COLUMBIA MEMORIAL HOSPITAL		11			11
WELLMED AT SOUTH PARSONS		9	2	18%	11
PINELLAS COUNTY HEALTH DEPARTMENT		2	9	82%	11
WALGREENS #04618		10	1	9%	11
ORLANDO ORTHOPAEDIC OUTPATIENT SURGERY CENTER		7	4	36%	11
MINUTECLINIC, LLC #244		10	1	9%	11
CVS HEALTH, #3396		11			11
BLUE SPRINGS SURGERY CENTER		11			11
St Joseph's Hospital & Medical Center		10	1	9%	11
VIRTUA WEST JERSEY HOSPITAL VOORHEES		9	2	18%	11
ACCENTCARE		11			11
RAYMOND BASRI MD		11			11
FAMILY PRACTICE ON THE GO		6	5	45%	11
CREATIVE TESTING SOLUTIONS		4	7	64%	11
CARROLL GARDENS URGENT CARE		11			11
CARENOW URGENT CARE-HERMITAGE		7	4	36%	11
CVS NC2357POCT HUNTERSVILLE		9	2	18%	11
STATEN ISLAND UNIVERSITY HOSPITAL SEGUINE AVE		10	1	9%	11
Solaris Healthcare Pensacola			11	100%	11
RED MOUNTAIN DIAGNOSTICS		11			11
AVALON FAMILY RESORT ASSISTED LIVING LLC		11			11
DOC PAM PA		10	1	9%	11
VITAS HEALTH INC		5	6	55%	11
GAMMA DIAGNOSTIC LAB LLC			11	100%	11
AIM LABORATORIES			11	100%	11
MHHS All Lab Subsection		11			11
CARENOW URGENT CARE-DONELSON		7	3	30%	10
MINUTECLINIC DIAGNOSTIC OF SC, LLC #2		9	1	10%	10
ISLAND COAST PEDIATRICS IN-HOUSE LAB		10			10
MOSOLF PEDIATRICS			10	100%	10
VETERNANS ADMINISTRATION			10	100%	10
RHODE ISLAND DEPARTMENT OF HEALTH			10	100%	10
CONSULATE HEALTH CARE OF PENSACOLA			10	100%	10
KIDSVILLE PEDIATRICS			10	100%	10
URGENT CARE CENTER AT PINNACLE		4	6	60%	10
BELLE GLADES HEALTH CLINIC			10	100%	10
BROOKDALE PANAMA CITY		9	1	10%	10
VIBRANT AMERICA		8	2	20%	10

# COVID-19: testing by laboratory

Data through Mar 11, 2021 verified as of Mar 12, 2021 at 09:25 AM

Data in this report are provisional and subject to change.

The numbers in the table below represent the number of Florida and non-Florida residents for whom test results were received by the Department of Health. A person can be tested by more than one laboratory and can have both positive and negative results. **Therefore, the sum of the numbers in each column will be larger than the total number of people tested.**

Reporting lab	Inconclusive	Negative	Positive	Percent positive	Total
URGENT CARE & FAMILY PRACTICE CENTER			10	100%	10
ALACHUA			10	100%	10
LUXOR SCIENTIFIC LLC		1	9	90%	10
NEW JERSEY DEPARTMENT OF HEALTH COMMUNICABLE DISEASE SERVICE		3	7	70%	10
FLEMING ISLAND CENTER FOR CLINICAL RESEARCH		10			10
PERSONAL PEDIATRICS PA		7	3	30%	10
HIRAM COLLEGE HEALTH CENTER (ABBOTT)		10			10
MEDEXPRESS URGENT CARE - SALEM		6	4	40%	10
VENICE GREEN VILLAGE		3	7	70%	10
MEDEXPRESS URGENT CARE - WINCHESTER GATEWAY		8	2	20%	10
LAKE CO SCHOOLS EMPLOYEE HEALTH & WELLNESS CENTER	1	7	2	20%	10
PRORENATA LABS		2	8	80%	10
MEDEXPRESS URGENT CARE PARKERSBURG		8	2	20%	10
LAKE NONA MEDICAL SERVICES		3	7	70%	10
CORONA PATHOLOGY		10			10
SUPERIOR RESIDENCES OF CLERMONT		2	8	80%	10
RICHMOND UNIVERSITY MEDICAL CENTER		8	2	20%	10
MAINSTREET FAMILY CARE			10	100%	10
SAVANNAH MANOR ASSISTED LIVING COMMUNITY			10	100%	10
PBC PREMIER FAMILY HEALTH			10	100%	10
HIGH TOWER ALF LLC		9	1	10%	10
EMERGENCY MEDICAL CENTER		4	6	60%	10
METHODIST HOSPITAL			10	100%	10
Westchester General Hospital			10	100%	10
HCR MANORCARE		10			10
MINUTECLINIC DIAGNOSTIC OF TEXAS LLC		8	2	20%	10
VITALANT		1	9	90%	10
CARENOW URGENT CARE - EAST NASHVILLE		8	2	20%	10
MEDEX REGIONAL LABORATORIES LLC		1	9	90%	10
MEDEXPRESS URGENT CARE-KATY		7	3	30%	10
NORTON HEALTHCARE			10	100%	10
KEY TRAINING CENTER			10	100%	10
MISSOURI DEPARTMENT OF HEALTH AND SENIOR SERVICES			10	100%	10
COLLIER HMA PHYSICIAN MANAGEMENT, LLC		2	8	80%	10
MAIMONIDES MEDICAL CENTER		7	3	30%	10
AMERICAN HOUSE FORT MYERS		10			10
CROSSROADS URGENT CARE, PLLC		10			10
CBC LAB		3	7	70%	10
LEE COMMUNITY HEALTHCARE INC NORTH FORT MYERS		10			10
BAYSIDE LABORATORIES INC		10			10
SOUTH FLORIDA BAPTIST HOSPITAL			10	100%	10
ATMORE NURSING CENTER		9	1	10%	10
PHYSICIANS REGIONAL MEDICAL CTR - COLLIER BLVD			10	100%	10
AFC URGENT CARE - CEDAR GROVE		10			10
DES PLAINES CLINICAL LAB		3	7	70%	10
Maury Regional Hospital		6	4	40%	10

# COVID-19: testing by laboratory

Data through Mar 11, 2021 verified as of Mar 12, 2021 at 09:25 AM

Data in this report are provisional and subject to change.

The numbers in the table below represent the number of Florida and non-Florida residents for whom test results were received by the Department of Health. A person can be tested by more than one laboratory and can have both positive and negative results. **Therefore, the sum of the numbers in each column will be larger than the total number of people tested.**

Reporting lab	Inconclusive	Negative	Positive	Percent positive	Total
RPC@HODGES		2	8	80%	10
MONROE COUNTY HOSPITAL		7	3	30%	10
Signature Healthcare of Savannah		10			10
ONEIDA HEALTHCARE CENTER		8	2	20%	10
MINUTECLINIC DIAGNOSTIC OF PA, LLC (1036)		8	2	20%	10
TENNESSEE DEPARTMENT OF HEALTH (TDH) - CENTRAL LABORATORY		2	8	80%	10
VASCONCELLO COHEN MD PA		9	1	10%	10
MEDEXPRESS URGENT CARE - PANTOPS		9	1	10%	10
FAMILY HEALTH CENTER AT PORT ST JOHN		4	6	60%	10
ACCESS PHARMACY		10			10
BROWARD HEALTH CARE			10	100%	10
MINUTECLINIC, LLC, DBA MINUTECLINIC #6		10			10
BAYONET POINT HOSPITAL			10	100%	10
MOLECULAR PATHOLOGY LABORATORY			10	100%	10
ARBORS OF GULF BREEZE, THE		8	2	20%	10
JOHNS HOPKINS MEDICAL LABORATORIES		1	9	90%	10
PANCARE HEALTH - VERNON ELEMENTARY			10	100%	10
PHASE2 LABS	2	6	2	20%	10
URGENT MEDICAL CENTER INC		2	8	80%	10
MEDEXPRESS URGENT CARE CHARLESTON		6	4	40%	10
HEALTH NETWORK LABORATORIES		6	4	40%	10
DELIVER MY MEDS CORP		10			10
ASHRAF MEDICAL GROUP PLLC DBA PULSE M		9	1	10%	10
MEDICAL LABORATORY DIAGNOSTICS			10	100%	10
APPALACHIAN REGIONAL HEALTHCARE SYSTEM		10			10
SAMARITAN HOSPITAL LABORATORY		9	1	10%	10
Avalon Healthcare and Rehabilitation Center			10	100%	10
BOCA RATON REGIONAL HOSPITAL LAB			10	100%	10
NOT INDICATED		1	9	90%	10
HNL LAB MEDICINE		7	3	30%	10
MINUTECLINIC DIAGNOSTIC OF RHODE ISLAND		7	3	30%	10
COMMUNITY HEALTH CENTER		2	8	80%	10
LAKE BALDWIN CBOC		9	1	10%	10
ADVENTIST HEALTH SYSTEM		9	1	10%	10
THE MARY IMOGENE BASSETT HOSPITAL		10			10
MINUTECLINIC INCORPORATE, LLC		8	2	20%	10
GRAND AVE PHARMACY		1	9	90%	10
PLYMOUTH HARBOR INCORPORATED		9	1	10%	10
ALABAMA DEPARTMENT OF PUBLIC HEALTH		1	9	90%	10
WESTPAC LABS INC	1		9	90%	10
BEAUMONT LABORATORY			10	100%	10
MINUTECLINIC DIAGNOSTIC OF NORTH CAROLINA, PC		8	1	11%	9
FOX FAMILY PRACTICE		9			9
MINUTECLINIC DIAGNOSTIC OF TN PC #6363		8	1	11%	9
MAGNOLIA MANOR			9	100%	9
CVS MINUTE CLINIC DIAGNOSTIC OF TN #3293		9			9

# COVID-19: testing by laboratory

Data through Mar 11, 2021 verified as of Mar 12, 2021 at 09:25 AM

Data in this report are provisional and subject to change.

The numbers in the table below represent the number of Florida and non-Florida residents for whom test results were received by the Department of Health. A person can be tested by more than one laboratory and can have both positive and negative results. **Therefore, the sum of the numbers in each column will be larger than the total number of people tested.**

Reporting lab	Inconclusive	Negative	Positive	Percent positive	Total
Manor Care of Dunedin		6	3	33%	9
NORTHSHORE UNIVERSITY HEALTHSYSTEM EVANSTON HOSPITAL LAB			9	100%	9
ROSEMONT GARDENS INC		9			9
MINUTECLINIC, LLC #1492		9			9
GOOD SAMARITAN MEDICAL CENTER			9	100%	9
BUENA VIDA ESTATES			9	100%	9
GCPM MANUAL MICROBIOLOGY		1	8	89%	9
UCARE			9	100%	9
ASSOCIATES IN MEDICINE		7	2	22%	9
BAYFRONT HEALTH ST PETERSBURG		8	1	11%	9
PEDIATRIC HEALTH CARE ALLIANCE			9	100%	9
CLAYMED OF NORTH FLORIDA			9	100%	9
CVS TX10016POCT PRINCETON		9			9
ORLANDO MEDICAL CENTER PL		1	8	89%	9
INSPIRED LIVING AT PALM BAY		7	2	22%	9
NIGHT LITE PEDIATRICS CENTER		1	8	89%	9
JOHNS HOPKINS ALL CHILDRENS			9	100%	9
SOMA MEDICAL CENTER PA #4			9	100%	9
CVS MINUTE CLINIC DIAGNOSTIC PA #3060		8	1	11%	9
MIDMICHIGAN MEDICAL CENTER			9	100%	9
CVS M08590POCT KANSAS CITY		5	4	44%	9
UF HEALTH		1	8	89%	9
Fouraker Hills Rehab and Nursing			9	100%	9
FAST PACE MEDICAL CLINIC PLLC		7	2	22%	9
MEDEXPRESS URGENT CARE - BENTON HARBOR		9			9
CHILDREN'S HEALTH CENTER INC.		7	2	22%	9
WADSWORTH CENTER - DAVID AXELROD INSTITUTE		8	1	11%	9
MEDEXPRESS URGENT CARE - BEECH GROVE		8	1	11%	9
VILLAGE PLACE HEALTH AND REHAB		9			9
FLORIDA HOSPITAL WINTER PARK		7	2	22%	9
ENCOMPASS HOME HEALTH OF THE SOUTHEAST LLC		9			9
MEDEXPRESS URGENT CARE MONACA		9			9
BRENNITY AT VERO BEACH, THE			9	100%	9
Signature Healthcare of Ormond		9			9
CARENOW URGENT CARE-MT JULIET		8	1	11%	9
CVS PHARMACY NO 274		9			9
RIVERVIEW REGIONAL MEDICAL CENTER		7	2	22%	9
NEMOURS CHILDREN'S PRIMARY CARE VERO BEACH			9	100%	9
ALLIANCE HEALTH AND REHABILITATION CENTER		9			9
UHEALTH UNIVERSITY OF MIAMI			9	100%	9
FAMILY PRACTICE OF DAVIE INC			9	100%	9
CVS MINUTE CLINIC DIAGNOSTIC		8	1	11%	9
MINUTECLINIC DIAGNOSTIC OF OKLAHOMA		7	2	22%	9
FLORIDA CENTER FOR DERMATOLOGY LABORATORY			9	100%	9
CVS PA6902POCT BRYN MAWR		7	2	22%	9
LAKEVIEW HEALTH SYSTEMS			9	100%	9

# COVID-19: testing by laboratory

Data through Mar 11, 2021 verified as of Mar 12, 2021 at 09:25 AM

Data in this report are provisional and subject to change.

The numbers in the table below represent the number of Florida and non-Florida residents for whom test results were received by the Department of Health. A person can be tested by more than one laboratory and can have both positive and negative results. **Therefore, the sum of the numbers in each column will be larger than the total number of people tested.**

Reporting lab	Inconclusive	Negative	Positive	Percent positive	Total
LIFELINK TISSUE BANK D/B/A LIFELINK TISSUE BANK		8	1	11%	9
PREMIUM HEALTH CARE			9	100%	9
MINUTECLINIC LLC (1435)		8	1	11%	9
CHEMISYS LABORATORIES		1	8	89%	9
NASCAR EVENT MANAGEMENT, LLC		9			9
INTEGRATED FAMILY MEDICAL CENTER			9	100%	9
MICHIGAN DEPARTMENT OF COMMUNITY HEALTH		1	8	89%	9
CLEVELAND TENNESSEE HOSPITAL COMPANY		8	1	11%	9
PEPIN ACADEMIES-PASCO		9			9
FLORIDA MENTOR		7	2	22%	9
BERRYHILL MANOR		9			9
LOREY ALF		9			9
WESTCHESTER GENERAL HOSPITAL BLOOD GAS LAB			9	100%	9
ST JUDE LABORATORIES		7	2	22%	9
NATURE COAST REGIONAL MEDICAL CENTER			9	100%	9
REMISE OCCUPATIONAL HEALTH SOLUTIONS INC			9	100%	9
MINUTE CLINIC LLC #1448		8	1	11%	9
CVS MINUTE CLINIC DIAGNOSTIC OF TEXAS, LLC		9			9
MINUTE CLINIC DIAGNOSTIC OF SC, LLC #42		8	1	11%	9
WESTERN NEW YORK IMMEDIATE MEDICAL CAR		9			9
PATEL MEDICAL VENTURES		8	1	11%	9
PINELLAS PARK FIRE DEPARTMENT		9			9
PENSACOLA CLUSTER			9	100%	9
HOUSE CALLS PROFESSIONAL LLC		6	3	33%	9
DYNAMIC HEALTH CENTERS INC		5	4	44%	9
ANY LAB TEST NOW INC			9	100%	9
PALM BAY URGENT CARE PL		1	8	89%	9
LAKE NONA MEDICAL SERVICE LLC		9			9
ADVENT HEALTH - FOUR CORNERS ER		8	1	11%	9
WINDSOR OF SAN PABLO, THE		6	3	33%	9
MINUTECLINIC DIAGNOSTIC OF MINNESOTA		9			9
CHILDREN'S HEALTHCARE OF ATLANTA/EGLESTON		9			9
GULF COAST MEDICAL GROUP		2	7	78%	9
DAVID LAWRENCE CENTER INC		7	2	22%	9
COLLIER BLVD HMA PHYSICIAN MANAGEMENT,, LLC			9	100%	9
ILLINOIS DEPARTMENT OF PUBLIC HEALTH		1	8	89%	9
MINUTECLINIC, LLC, DBA MINUTECLINIC #6106		7	2	22%	9
OMNI			9	100%	9
Consulate Health Care of Brandon		7	2	22%	9
PALM BEACH CDH - DELRAY BEACH			9	100%	9
NORTHWEST FLORIDA COMMUNITY HOSPITAL LABORATORY		8	1	11%	9
CVS MINUTE CLINIC DIAG OF IND, LLC #6549		9			9
NEW YORK PRESBYTERIAN - LOWER MANHATTAN		9			9
MINUTECLINIC, LLC, #4160		6	3	33%	9
CVS TN5601POCT LENOIR CITY		9			9
HAWTHORNE INN OF LAKELAND		9			9

# COVID-19: testing by laboratory

Data through Mar 11, 2021 verified as of Mar 12, 2021 at 09:25 AM

Data in this report are provisional and subject to change.

The numbers in the table below represent the number of Florida and non-Florida residents for whom test results were received by the Department of Health. A person can be tested by more than one laboratory and can have both positive and negative results. **Therefore, the sum of the numbers in each column will be larger than the total number of people tested.**

Reporting lab	Inconclusive	Negative	Positive	Percent positive	Total
MINUTE CLINIC LLC #2775		8	1	11%	9
GRAND VILLA OF DELRAY EAST		9			9
ROSECASTLE			9	100%	9
PRECISION GENETICS			9	100%	9
WINTER PARK INTERNAL MEDICINE MD PA		7	2	22%	9
MEDEXPRESS URGENT CARE - SWANSEA, N ILLINOIS ST		8	1	11%	9
UNIVERSITY MEDICAL CENTER		8	1	11%	9
MINUTECLINIC DIAGNOSTICS OF IND, LLC		9			9
ORANGE PARK PEDIATRIC ASSOCIATES		1	8	89%	9
WINDSOR OF GAINESVILLE		9			9
MINUTECLINIC, LLC #4682		5	4	44%	9
GLADES COUNTY DETENTION CENTER			9	100%	9
MINUTE CLINIC DIAGNOSTIC OF TN PC #64		9			9
MEDEXPRESS URGENT CARE-LATROBE		9			9
KEY WEST URGENT CARE, INC		3	6	67%	9
MOBILE RESPONSE DIAGNOSTICS LLC		8	1	11%	9
MINUTECLINIC DIAGNOSTIC OF NEW JERSEY, LLC # 7069		9			9
MINUTE CLINIC INCORPORATE		9			9
MINUTECLINIC, LLC #1470		9			9
OUR HOME AT BEACON HILL			9	100%	9
OPTUM SILVER LAKES			9	100%	9
ST JOSEPH WOMENS HOSPITAL			9	100%	9
CARENOW URGENT CARE-GREEN HILLS		9			9
ORLANDO HEALTH PHYSICIAN ASSOCIATES		4	5	56%	9
CIGNA ONSITE HEALTH LLC		2	6	75%	8
WILLIAMSBURGH CHAI CARE		7	1	13%	8
CIAN DIAGNOSTICS			8	100%	8
CURATIVE		1	7	88%	8
ST MARYS MEDICAL CENTER			8	100%	8
ORMOND BEACH CENTRA CARE			8	100%	8
ROBERT WOOD JOHNSON HOSPITAL		7	1	13%	8
TREASURE ISLE LLC		8			8
FLORIDA CLINICAL LAB		1	7	88%	8
WATERFORD AT CREEKSIDE, THE			8	100%	8
LIFE CARE CITRUS COUNTY			8	100%	8
CVS HEALTH MINUTE CLINIC		1	7	88%	8
ALBION COLLEGE (ABBOTT)		8			8
CAREPOINT CLINIC		5	3	38%	8
Sunset Lake Health and Rehabilitation Center		8			8
CONSULATE HEALTH CARE		7	1	13%	8
MINUTE CLINIC LLC #10203		6	2	25%	8
CAN COMMUNITY HEALTH, INC		8			8
X-GENE MOLECULAR LABS		1	7	88%	8
DOH-TAMPA BRANCH LABORATORY (MLK BLVD)		4	4	50%	8
DOCTOR'S IN HOUSE LAB			8	100%	8
JX REF LAB			8	100%	8

# COVID-19: testing by laboratory

Data through Mar 11, 2021 verified as of Mar 12, 2021 at 09:25 AM

Data in this report are provisional and subject to change.

The numbers in the table below represent the number of Florida and non-Florida residents for whom test results were received by the Department of Health. A person can be tested by more than one laboratory and can have both positive and negative results. **Therefore, the sum of the numbers in each column will be larger than the total number of people tested.**

Reporting lab	Inconclusive	Negative	Positive	Percent positive	Total
HUNTINGTON VILLAGE URGENT CARE		8			8
NEOGENOMICS LABORATORIES, INC		8			8
HARBORCHASE OF DR PHILLIPS		7	1	13%	8
URGENT TEAM MANAGEMENT OF TENNESSEE		7	1	13%	8
DR PHILLIPS MEDICAL WELLNESS CENTER		8			8
INTERNAL MEDICINE AND AESTHETICS OF NAPLES LLC		8			8
WALK-IN MEDICAL CARE			8	100%	8
LAB UNKNOW		6	2	25%	8
STPET		6	2	25%	8
MEDI-DRUG INC		7	1	13%	8
BAPTIST OUTPATIENT			8	100%	8
MINUTECLINIC DIAGNOSTIC OF TN PC #242		5	3	38%	8
PRINCIPLE LABORATORY		6	2	25%	8
OSWEGO HOSPITAL LABORATORY		7	1	13%	8
LEMOYNE COLLEGE WELLNESS CENTER FOR		8			8
ST CHARLES HOSPITAL LABORATORY		8			8
EXECUTIVE MEDICAL SERVICES		8			8
MONTEFIORE MEDICAL CENTER LABORATORIES - NORTH		8			8
West Gate Village, LLC		8			8
FHPG_EXP CARE W HILLSBOROUGH			8	100%	8
LAKE CONWAY URGENT CARE LLC		2	6	75%	8
ALLINA HEALTH - ABBOTT NORTHWESTERN HOSPITAL		5	3	38%	8
ARCHBOLD MEMORIAL HOSPITAL/LAB		3	5	63%	8
LAKELAND REGIONAL HEALTH GRASSLANDS		7	1	13%	8
DEPARTMENT OF HEALTH- CITRUS COUNTY		1	7	88%	8
APEX HOME HEALTH CARE		7	1	13%	8
VAIL VALLEY MEDICAL CENTER			8	100%	8
CARE ATC - CITY OF BOYNTON BEACH	1	2	5	63%	8
CVS MINUTE CLINIC DIAGNOSTIC OF NEW JERSEY		8			8
MED & CO INVESTMENT LLC		7	1	13%	8
FOUNTAINVIEW BY FIVE STAR QUALITY CARE		7	1	13%	8
MINUTECLINIC, LLC #05038		8			8
DOH JACKSONVILLE CENTRAL LABORATORY		3	5	63%	8
ST LUKES ROOSEVELT LABORATORY		7	1	13%	8
BENSONHURST URGENT CARE		8			8
VIGILINT HEALTHCARE		6	2	25%	8
ST. JOSEPH HOSPITAL AND HEALTH CARE INC.			8	100%	8
PUTNAM COUNTY EMERGENCY RESCUE SERVICE		5	3	38%	8
ETHOS LABORATORIES		7	1	13%	8
MINUTECLINIC DIAGNOSTIC OF ILLINOIS LL		8			8
FLORIDA HEART AND VASCULAR MULTISPECIALTY GROUP		8			8
WHITE SANDS OUTPATIENT SERVICES (WSOP SERVICES LLC		8			8
OKLAHOMA STATE DEPARTMENT OF HEALTH-PUBLIC HEALTH LABORATORY			8	100%	8
MINUTECLINIC, LLC, MINUTECLINIC #7637		6	2	25%	8
BLOOMINGDALE PEDIATRIC ASSOCIATES PA			8	100%	8
ALPHA PHARMACY		7	1	13%	8

# COVID-19: testing by laboratory

Data through Mar 11, 2021 verified as of Mar 12, 2021 at 09:25 AM

Data in this report are provisional and subject to change.

The numbers in the table below represent the number of Florida and non-Florida residents for whom test results were received by the Department of Health. A person can be tested by more than one laboratory and can have both positive and negative results. **Therefore, the sum of the numbers in each column will be larger than the total number of people tested.**

Reporting lab	Inconclusive	Negative	Positive	Percent positive	Total
SOMA MEDICAL CENTER MD PA #7 PEDIATRICS			8	100%	8
PUTNAM FAMILY CARE INC		3	5	63%	8
PACIFICA SUNRISE☐			8	100%	8
DIXITKUMAR N MODI MD PA			8	100%	8
NORTH PINELLAS CHILDRENS MEDICAL CENTER INC			8	100%	8
GRAND VILLA OF MELBOURNE		6	2	25%	8
FLORIDA KEYS CONCIERGE MEDICINE, LLC		6	2	25%	8
ADVENTHEALTH MEDICAL GROUP PEDIATRIC & ADOLESCENT		7	1	13%	8
CLEARWATER PEDIATRIC CARE		1	7	88%	8
HEALTHMARK REGIONAL HOSPITAL LAB		4	4	50%	8
MINUTECLINIC #8760		8			8
BIOTECH PHARMACEUTICAL GROUP LLC			8	100%	8
PALM BEACH COUNTY HEALTH DEPARTMENT LABORATORY			8	100%	8
GENEUS DIAGNOSTICS			8	100%	8
THE WOLFF CENTER FOR CHILD & ADOLESCENT HEALTH			8	100%	8
ST VINCENT'S CHILTON		6	2	25%	8
HEALTHPARK MEDICAL CTR NURSING SVC		8			8
MINUTECLINIC DIAG OF IND, LLC #6697		8			8
MAGNOLIA PEDIATRICS GROUP LLC			8	100%	8
NEMOURS CHILDREN'S URGENT			8	100%	8
THOMAS JEFFERSON UNIVERSITY HOSPITAL		4	4	50%	8
VENICE REGIONAL MEDICAL CENTER			8	100%	8
GENE STREET LABORATORIES, LLC		6	2	25%	8
INTERNAL MEDICINE ASSOCIATES OF JACKSON HOSPITAL			8	100%	8
IU HEALTH PATHOLOGY		1	7	88%	8
MEDEXPRESS ELKINS		8			8
MINUTECLINIC DIAG OF IND, LLC #2387		7	1	13%	8
JOHN T MATHER MEMORIAL HOSPITAL LABORATORY		7	1	13%	8
UNIVERSITY OF MIAMI MILLER SCHOOL OF MEDICINE			8	100%	8
WELLIGENT		1	7	88%	8
GOLISANO CHILDREN'S HOSPITAL OF SOUTHWEST FLORIDA		6	2	25%	8
CVS MINUTE CLINIC DIAGNOSTIC OF TEXAS,LLC		6	2	25%	8
MINUTE-CLINIC DIAGNOSTIC OF VIRGINIA, LLC #2003		5	3	38%	8
JUPITER CLINIC			8	100%	8
MEDEXPRESS URGENT CARE - WASHINGTON		6	2	25%	8
ST. PETERSBURG PEDIATRICS			8	100%	8
TRUE HEALTH		5	3	38%	8
DOTHAN PEDIATRIC CLINIC			8	100%	8
SYLVESTER AT PLANTATION LABORATORY		7	1	13%	8
BARTON PARKER OD PC		8			8
NEW HAMPSHIRE DEPARTMENT OF HEALTH AND HUMAN SERVICES		3	5	63%	8
NITIN BAWA PROFESSIONAL ASSOCIATES			8	100%	8
SOUTHEASTERN PEDIATRIC ASSOCIATES			8	100%	8
CVS MINUTE CLINIC DIAGNOSTIC OF VIRGINIA		8			8
DOCTOR'S IN-HOUSE LAB/COMMUNITY HEALTH CENTERS OF PINELLAS - CLEARWATE			8	100%	8
ARTHREX MEDICAL CENTER EAST		4	4	50%	8

# COVID-19: testing by laboratory

Data through Mar 11, 2021 verified as of Mar 12, 2021 at 09:25 AM

Data in this report are provisional and subject to change.

The numbers in the table below represent the number of Florida and non-Florida residents for whom test results were received by the Department of Health. A person can be tested by more than one laboratory and can have both positive and negative results. **Therefore, the sum of the numbers in each column will be larger than the total number of people tested.**

Reporting lab	Inconclusive	Negative	Positive	Percent positive	Total
ADVANCED RESEARCH FOR HEALTH IMPROVEMENT		6	2	25%	8
ALLEGRO - TAMPA	1	4	3	38%	8
PALMS WEST HOSPITAL			8	100%	8
ST VINCENT'S ST CLAIR		5	3	38%	8
MINUTECLINIC DIAGNOSTIC OF TN PC #386		7	1	13%	8
CVS NJ617POCT CEDAR GROVE		7	1	13%	8
HOLY NAME MEDICAL CENTER	1	6	1	13%	8
BLOOMING GARDENS OF CARE INC		8			8
MEDEXPRESS URGENT CARE - FORT WORTH S		7	1	13%	8
MINUTECLINIC DIAGNOSTIC OF TN PC #5671		5	3	38%	8
JACKSON CLINIC PA,THE		4	4	50%	8
LANE PEDIATRICS PA			8	100%	8
UNIVERSITY HOSPITALS OF CLEVELAND		4	4	50%	8
MID-HUDSON VALLEY DIVISION OF WESTCHESTER MEDICAL		8			8
MINUTECLINIC DIAGNOSTIC OF NEW JERSEY,		7	1	13%	8
MEDICANA NURSING AND REHAB CENTER			8	100%	8
DORAL URGENT CARE			8	100%	8
SURGOINSVILLE PHARMACY		8			8
FHCP-ORANGE CITY			8	100%	8
VETERANS AFFAIRS MEDICAL CENTER - OUTPATIENT			8	100%	8
ST CLOUD PHYSICIAN MANAGMENT LLC		7	1	13%	8
ATLANTIC CONSOLIDATED LABORATORY		8			8
Nashville Central Laboratory		8			8
CVS HEALTH, #2043		8			8
ALACHUA COUNTY HEALTH DEPARTMENT		1	7	88%	8
MINUTECLINIC DIAGNOSTIC OF VIRGINIA		8			8
BEAUMONT EMERGENCY CENTER			8	100%	8
NORTHSIDE HOSPITAL		2	6	75%	8
MEDEXPRESS URGENT CARE, BUTLER		5	3	38%	8
SEA LEVEL LABS			8	100%	8
GUIDEWELL EMERGENCY MEDICINE DOCTORS LLC #33		3	4	57%	7
LAWTON CHILES HEALTH CENTER		1	6	86%	7
GILCHRIST COUNTY FIRE DEPARTMENT		4	3	43%	7
EMBRY-RIDDLE AERONAUTICAL UNIVERSITY HEALTH			7	100%	7
WYOMING COUNTY COMMUNITY HOSPITAL LABORATORY		7			7
RIVER OAKS TREATMENT CENTER			7	100%	7
CVS NC4165POCT BREVARD		5	2	29%	7
BIRMINGHAM VAMC		3	4	57%	7
PANCARE HEALTH - HOSFORD SCHOOL			7	100%	7
LAKE PEDIATRICS			7	100%	7
Thermopolis Rehabilitation Wellness		7			7
MINUTE CLINIC LLC #4017		7			7
MEDEXPRESS URGENT CARE - STAUNTON		3	4	57%	7
WHEELER LABORATORY		6	1	14%	7
TRUE HEALTH DIAGNOSTICS		1	6	86%	7
KEYSTONE PLACE AT NAPLES PRESERVE		4	3	43%	7

# COVID-19: testing by laboratory

Data through Mar 11, 2021 verified as of Mar 12, 2021 at 09:25 AM

Data in this report are provisional and subject to change.

The numbers in the table below represent the number of Florida and non-Florida residents for whom test results were received by the Department of Health. A person can be tested by more than one laboratory and can have both positive and negative results. **Therefore, the sum of the numbers in each column will be larger than the total number of people tested.**

Reporting lab	Inconclusive	Negative	Positive	Percent positive	Total
Baptist Village Retirement Communities		7			7
CAPRONA GROUP HOME		1	6	86%	7
BOCA BIOLISTICS LLC			7	100%	7
WALGREEN #6538		7			7
MEDEXPRESS URGENT CARE - MAPLE DRIVE		7			7
URGENT CARE OF LONGWOOD			7	100%	7
MINUTE CLINIC DIAGNOSTIC OF MICHIGAN PC		7			7
PENN MEDICINE PRINCETON MEDICAL CENTER		6	1	14%	7
PEDIATRICS IN BREVARD-COCOA BEACH		2	5	71%	7
ELLIS HOSPITAL LABORATORY		6	1	14%	7
MEDEXPRESS URGENT CARE - CULPEPER		7			7
EP LTC PHARMACY		5	2	29%	7
MC DIAGNOSTIC OF CONNECTICUT , PC # 3		5	2	29%	7
CENTRAL JERSEY URGENT CARE OF EATONTOW		7			7
CITY OF TALLAHASSEE		7			7
MINUTE CLINIC LLC #5706		6	1	14%	7
VICTORIAN MANOR		2	5	71%	7
EL PARAISO HOME INC		7			7
AVON PARK PEDIATRICS			7	100%	7
BAYCARE MEDICAL GROUP		1	6	86%	7
NYU WINTHROP HOSPITAL PATHOLOGY		7			7
UNIVERSITY OF WASHINGTON MEDICAL CENTER			7	100%	7
PEDIATRICS URGENT CARE, LLC			7	100%	7
MODMD LABORATORY		7			7
HOLY GARDEN ALF, INC.		7			7
OPTUM PRIMARY CARE - FOUNTAIN OAKS		3	4	57%	7
MINUTECLINIC DIAG OF IND LLC #6998		6	1	14%	7
ABBEY MANOR RETIREMENT RESIDENCE INC		7			7
YAZJI PEDIATRIC CARE LLC DBA TUKA PEDIATRICS			7	100%	7
HEALTH CARE LABORATORY SERVICES		1	6	86%	7
IRL MARKET LAB			7	100%	7
LEE COUNTY HEALTH DEPARTMENT		4	3	43%	7
SOUTH COM HEALTH CLINIC, DEPT. OF THE ARMY		7			7
CLAY PRIMARY & FAMILY CARE LLC			7	100%	7
BALTIMORE CITY HEALTH DEPT COMMUNICABLE DISEASES AND EPIDEMIOLOGY			7	100%	7
MANATEE PEDIATRICS			7	100%	7
FAMILY MEDICINE MEDICAL DRIVE		7			7
MEDEXPRESS URGENT CARE - HOT SPRINGS		7			7
MEDEXPRESS URGENT CARE, JOHNSTOWN		6	1	14%	7
WILDLIGHT LAB			7	100%	7
PASSPORT HEALTH			7	100%	7
BROOKDALE LAKE ORIENTA			7	100%	7
MERCY HEALTH—MUSKEGON		6	1	14%	7
CARENOW URGENT CARE-MADISON		7			7
GULF COAST PEDIATRICS OF SARASOTA PA		1	6	86%	7
MINUTECLINIC #2860		5	2	29%	7

# COVID-19: testing by laboratory

Data through Mar 11, 2021 verified as of Mar 12, 2021 at 09:25 AM

Data in this report are provisional and subject to change.

The numbers in the table below represent the number of Florida and non-Florida residents for whom test results were received by the Department of Health. A person can be tested by more than one laboratory and can have both positive and negative results. **Therefore, the sum of the numbers in each column will be larger than the total number of people tested.**

Reporting lab	Inconclusive	Negative	Positive	Percent positive	Total
NORTHERN DUTCHESS HOSPITAL LABORATORY		5	2	29%	7
CVS TX7827POCT ROUND ROCK		7			7
CAYUGA COUNTY HEALTH DEPARTMENT		6	1	14%	7
PEDIATRICS OF CENTRAL FLORIDA		5	2	29%	7
CARENOW URGENT CARE-SOUTHLAKE			7	100%	7
MEDEXPRESS URGENT CARE - CLARKSBURG		7			7
DALLAS COUNTY HEALTH AND HUMAN SERVICES			7	100%	7
LPG PRIMARY CARE AT CAPE CORAL PARKWAY		6	1	14%	7
GENTRY PARK ORLANDO ASSISTED LIVING		6	1	14%	7
MINUTE CLINIC DIAGNOSTIC OF PENNSYLVANIA		7			7
SOUTH FLORIDA ENT ASSOCIATES, INC			7	100%	7
HEALTH AND WELLNESS CENTER		1	6	86%	7
NORTHDAL REHABILITATION CENTER			7	100%	7
MEDEXPRESS URGENT CARE - MIDLOTHIAN		6	1	14%	7
DOCTORS CLINICAL LABORATORY, INC		5	2	29%	7
SUNRISE SENIOR LIVING OF JACKSONVILLE			7	100%	7
GRACE WELLNESS CENTER LLC		6	1	14%	7
JUPITER ISLAND PUBLIC SAFETY		5	2	29%	7
MEDEXPRESS URGENT CARE-DUBOIS		7			7
DSI MANAGEMENT LLC		7			7
DELAWARE DEPARTMENT OF HEATH		6	1	14%	7
CHAPTERS HEALTH HOSPICE		7			7
DIAGNOSTIC CLINIC		6	1	14%	7
LYNMOORE,THE		7			7
CVS MINUTE CLINIC DIAG OF IND LLC #5206		6	1	14%	7
FLORIDA HOSPITAL APOPKA		6	1	14%	7
OCALA FAMILY MEDICAL CENTER		7			7
EXPRESS TEST			7	100%	7
FLORIDA HOSPITAL KISSIMMEE		4	3	43%	7
ORLANDO ORTHOPAEDIC CENTER		5	2	29%	7
CVS MINUTE CLINIC DIAGNOSTIC MED GRP OF SAN		5	2	29%	7
FLORIDA DIGESTIVE AND LIVER SPECIALIST		7			7
GRACE COMMUNITY PHARMACY			7	100%	7
ORLANDO FAMILY PHYSICIANS			7	100%	7
LEPE'S HOUSE			7	100%	7
SUPERIOR RESIDENCES AT CALA HILLS		7			7
CVS OH2543POCT CANFIELD		5	2	29%	7
MEDEXPRESS URGENT CARE - FAYETTEVILLE		5	2	29%	7
MIAMI BEACH COMMUNITY HEALTH CENTER INC			7	100%	7
COMMUNITY MEDICAL AND DENTAL CARE INC		7			7
MIAMI COMPREHENSIVE MEDICINE GROUP PA		4	3	43%	7
KENDALL REGIONAL MEDICAL CNTR			7	100%	7
DOTHAN WEST FAMILY MEDICINE		5	2	29%	7
MINUTECLINIC, LLC #03965		7			7
GOLDMAN SACHS HEALTH CENTER	1	6			7
FLORIDA SCHOOL FOR THE DEAF AND THE BLIND			7	100%	7

# COVID-19: testing by laboratory

Data through Mar 11, 2021 verified as of Mar 12, 2021 at 09:25 AM

Data in this report are provisional and subject to change.

The numbers in the table below represent the number of Florida and non-Florida residents for whom test results were received by the Department of Health. A person can be tested by more than one laboratory and can have both positive and negative results. **Therefore, the sum of the numbers in each column will be larger than the total number of people tested.**

Reporting lab	Inconclusive	Negative	Positive	Percent positive	Total
BRADENTON PHYSICIANS MEDICAL CENTER			7	100%	7
LPG PRIMARY CARE AT COLONIAL CENTER DRIVE		6	1	14%	7
MEDEXPRESS URGENT CARE - STATE COLLEGE		5	2	29%	7
Florida Clinical Laboratory		1	6	86%	7
FHMG_FM AND IM AVALON PARK		2	5	71%	7
CVS MINUTE CLINIC, LLC #22		6	1	14%	7
KANSAS DEPARTMENT OF HEALTH		2	5	71%	7
NOVANT HEALTH INPATIENT CARE		2	5	71%	7
CARESOUTH HHA HOLDINGS OF TALLAHASSEE LLC		7			7
PERSONAL PHYSICIAN CARE PA			7	100%	7
ST. CLOUD PHARMACY AND WELLNESS CENTER		3	4	57%	7
Ocoee Health Care Center		7			7
MINUTECLINIC DIAGNOSTIC OF MAINE, LLC		5	2	29%	7
CVS PHARMACY #8800		5	2	29%	7
SCHOOL OF PHARMACY AND PHARMACEUTICAL		7			7
FLORIDA CANCER SPECIALISTS & RESEARCH INSTITUTE		6	1	14%	7
Parkside Villa		7			7
PENINSULA CARE AND REHABILITATION CENTER			7	100%	7
MINUTECLINIC, LLC #1586		5	2	29%	7
LONGWOOD FAMILY MEDICINE		1	6	86%	7
ORLANDO FAMILY MEDICAL INC		7			7
Lenox on the Lake			7	100%	7
ECLRS		2	5	71%	7
DOCTOR'S IN-HOUSE LAB/COMMUNITY HEALTH CENTERS OF PINELLAS -PINELLAS P			7	100%	7
SONORA QUEST LABORATORIES			7	100%	7
MC DIAGNOSTIC OF CONNECTICUT, PC #1966		7			7
ST CLOUD COMPOUNDING PHARMACY & WELLNESS CENTER		7			7
PBC FOUND CARE INC			7	100%	7
MINUTECLINIC, LLC #1796		6	1	14%	7
COMPASSION PEDIATRICS		3	4	57%	7
MINUTECLINIC DIAGNOSTIC OF TN PC #643		5	2	29%	7
CRESTWOOD MEDICAL CENTER		5	2	29%	7
LONG ISLAND JEWISH FOREST HILLS HOSPITAL		7			7
MINUTECLINIC DIAGNOSTIC OF TN PC #240		6	1	14%	7
NEMOURS CHILDREN'S HOSPITAL			7	100%	7
LIZS ADULT CARE		7			7
BETH ISRAEL MEDICAL CENTER LABS		7			7
NORTHSIDE HOSPITAL ATLANTA		3	4	57%	7
QUE		4	3	43%	7
NORTH FLORIDA MEDICAL CENTERS INC		1	6	86%	7
HEARTLAND PEDIATRICS OF LAKE PLACID			7	100%	7
ADVENT HEALTH APOPKA		3	4	57%	7
VERMONT DEPARTMENT OF HEALTH		1	6	86%	7
SIMEDHEALTH LLC		2	5	71%	7
GRAND VILLA OF PALM COAST		7			7
CVS SC7556POCT WEST COLUMBIA		6			6

# COVID-19: testing by laboratory

Data through Mar 11, 2021 verified as of Mar 12, 2021 at 09:25 AM

Data in this report are provisional and subject to change.

The numbers in the table below represent the number of Florida and non-Florida residents for whom test results were received by the Department of Health. A person can be tested by more than one laboratory and can have both positive and negative results. **Therefore, the sum of the numbers in each column will be larger than the total number of people tested.**

Reporting lab	Inconclusive	Negative	Positive	Percent positive	Total
CVS NATIONAL HARBOR MD2297714CV		6			6
CVS DC134OPOCT WASHINGTON		6			6
ALL CHILDREN'S HOSPITAL		1	5	83%	6
MEDEXPRESS URGENT CARE - YORK		3	3	50%	6
TAMIAMI LAB MILLENIUM			6	100%	6
IVY ROSEN MD PLLC		6			6
AMERICAN EAGLE LEESBURG AL LLC DBA VISTA LAKE			6	100%	6
MINUTECLINIC DIAGNOSTIC OF NEVADA #87		4	2	33%	6
CHILDREN'S HOSPITAL OF PHILADELPHIA		5	1	17%	6
WIREGRASS MEDICAL CENTER			6	100%	6
XPRESS URGENT CARE LLC		6			6
PR HEALTH		1	5	83%	6
MEDEXPRESS URGENT CARE - BATTLE CREEK		4	2	33%	6
CVS PA1671POCT LANCASTER		6			6
RANDOLPH DIABETES AND WELLNESS		5	1	17%	6
ENTRUST IMMEDIATE CARE			6	100%	6
MINUTECLINIC, LLC #4507		6			6
MEDEXPRESS URGENT CARE - BLUEFIELD		5	1	17%	6
CAMELLIA AT DEERWOOD		2	4	67%	6
HUNTERS CREEK PEDIATRICS		6			6
NORTHEAST ALABAMA REGIONAL MEDICAL CENTER		3	3	50%	6
LEWIS COUNTY MANOR		6			6
CVS IN6654POCT INDIANAPOLIS		5	1	17%	6
RIVER CITY PRIMARY AND URGENT CARE			6	100%	6
ST. LUCIE COUNTY HEALTH DEPARTMENT		4	2	33%	6
Centrastate Medical Center		5	1	17%	6
DR. PHILLIPS MEDICAL WELLNESS CENTER		3	3	50%	6
GUIDANCE / CARE CENTER, INC		6			6
MERCY COLLEGE HEALTH OFFICE		6			6
ELITE MD GROUP INC		2	4	67%	6
SAINT PETER'S UNIVERSITY HOSPITAL		6			6
PROHEALTH MED		1	5	83%	6
MINUTECLINIC DIAGNOSTIC OF KENTUCKY		6			6
BENNETT PEDIATRICS		6			6
JERSEY SHORE MEDICAL CENTER		6			6
PATHGROUP LABS, LLC		4	2	33%	6
LOUISIANA DEPT OF HEALTH			6	100%	6
FLORIDA DEPARTMENT OF HEALTH IN MIAMI DADE COUNTY		5	1	17%	6
VIERA PEDIATRICS		1	5	83%	6
FIRST COAST CARDIOVASCULAR INSTITUTE PA			6	100%	6
QUICK CARE MED WALK IN AND URGENT CARE			6	100%	6
AARK LABORATORY		6			6
Advanced Care Center			6	100%	6
ATLANTIC COMMUNITY HIGH SCHOOL		5	1	17%	6
DIXIE COUNTY EMERGENCY SERVICES			6	100%	6
MINUTECLINIC LLC #5041		2	4	67%	6

# COVID-19: testing by laboratory

Data through Mar 11, 2021 verified as of Mar 12, 2021 at 09:25 AM

Data in this report are provisional and subject to change.

The numbers in the table below represent the number of Florida and non-Florida residents for whom test results were received by the Department of Health. A person can be tested by more than one laboratory and can have both positive and negative results. **Therefore, the sum of the numbers in each column will be larger than the total number of people tested.**

Reporting lab	Inconclusive	Negative	Positive	Percent positive	Total
TEXAS MEDCLINIC			6	100%	6
MIAMI RESCUE MISSION CLINIC INC			6	100%	6
PARTNERS PHARMACY OF FLORIDA LLC		6			6
BAYCARE ALLIANT HOSPITAL			6	100%	6
CDRX INFUSION			6	100%	6
ALLEGRO FLEMING ISLAND		1	5	83%	6
MD NOW MEDICAL CENTER			6	100%	6
BROWARD COUNTY HEALTH DEPT.			6	100%	6
MEDEXPRESS URGENT CARE - IRVING		6			6
BROOKDALE CLERMONT			6	100%	6
CITY OF SANFORD EMPLOYEE HEALTH AND		6			6
MEDEXPRESS URGENT CARE - TARENTUM		5	1	17%	6
EASTERN FLORIDA STATE COLLEGE – PALM BAY CAMPUS□			6	100%	6
URGENT TEAM - MUSCLE SHOALS		6			6
MINUTECLINIC DIAGNOSTIC OF NORTH CAROLINA PC #5341		4	2	33%	6
LISTENING DOCTOR PLLC, THE		1	5	83%	6
CENTRAL FLORIDA PRIMARY CARE			6	100%	6
SUMTER COUNTY HEALTH DEPARTMENT		1	5	83%	6
MINUTECLINIC MINUTECLINIC #4977		4	2	33%	6
URGENT TEAM - HUNTSVILLE		5	1	17%	6
INTERVENTIONAL REHABILITATION OF SOUTH FLORIDA			6	100%	6
BAYSHORE POINTE NURSING AND REHAB CENTER			6	100%	6
MINUTECLINIC MINUTECLINIC #8505		4	2	33%	6
TREASURE COAST URGENT & FAMILY CARE			6	100%	6
MINUTECLINIC DIAGNOSTIC OF OHIO #3407		5	1	17%	6
TERRACINA LLC		1	5	83%	6
COMPASSION PEDIATRIC URGENT CARE LLC		2	4	67%	6
BETH ISRAEL DEACONESS MEDICAL CENTER			6	100%	6
UT SOUTHWESTERN MEDICAL CENTER			6	100%	6
MEDEXPRESS URGENT CARE - RICHMOND, NINE MILE RD		5	1	17%	6
DEPARTMENT OF HEALTH AND HUMAN SERVICES STATE OF NEW HAMPSHIRE			6	100%	6
CVS CT1109POCT BETHEL		6			6
SARAH LAWRENCE COLLEGE HEALTH SERVICES		6			6
MEDEXPRESS URGENT CARE - HUNTINGTON WE		6			6
MINUTECLINIC DIAGNOSTIC OF GEORGIA, LL		5	1	17%	6
TERENCE B MITCHELL MD, INC		2	4	67%	6
Northwell Lab		2	4	67%	6
WATAUGA MEDICAL CENTER		4	2	33%	6
DANIEL M LIBBY MD PLLC		6			6
ARLINGTON OF NAPLES		6			6
CVS NC6402POCT DAVIDSON		4	2	33%	6
MINUTE CLINIC LLC # 2033		5	1	17%	6
FRESENIUS KIDNEY CARE DUNEDIN			6	100%	6
WELLMED AT BRANDON REGIONAL		5	1	17%	6
SUPREME LABORATORY			6	100%	6
CVS TX8351POCT BEAUMONT		6			6

# COVID-19: testing by laboratory

Data through Mar 11, 2021 verified as of Mar 12, 2021 at 09:25 AM

Data in this report are provisional and subject to change.

The numbers in the table below represent the number of Florida and non-Florida residents for whom test results were received by the Department of Health. A person can be tested by more than one laboratory and can have both positive and negative results. **Therefore, the sum of the numbers in each column will be larger than the total number of people tested.**

Reporting lab	Inconclusive	Negative	Positive	Percent positive	Total
DOCTORS EXPRESS OF ST PETERSBURG			6	100%	6
BROWARD TRANSITIONAL CENTER			6	100%	6
CVS NC5591POCT STATESVILLE		5	1	17%	6
AMERICAN HEALTH ASSOC. LABORATORY SOUTH		4	2	33%	6
THE CLINIC PREMISE HEALTH			6	100%	6
MINUTECLINIC DIAGNOSTIC MED GRP OF CA		5	1	17%	6
FLORIDA MEDICAL SPECIALISTS		2	4	67%	6
CARDIOTHORACIC SURGERY OF HYDE PARK			6	100%	6
MINUTECLINIC DIAGNOSTIC OF SC, LLC #7		4	2	33%	6
FAMILY TREE PRIMARY CARE		5	1	17%	6
MC DIAGNOSTIC OF CONNECTICUT, PC #1043		6			6
CAREWELL 301 - WARWICK			6	100%	6
BOCA VIPEDIATRICS			6	100%	6
SANDGATE GARDENS REHAB & NURSING CENTER		3	3	50%	6
MAXCARE CLINIC			6	100%	6
FLORIDA DEPARTMENT OF HEALTH IN SARASOTA COUNTY		5	1	17%	6
MAXHEALTH		5	1	17%	6
FLORIDA WOMAN CARE LABORATORY			6	100%	6
LAKEVIEW TERRACE HOME HEALTH SERVICES LLC			6	100%	6
UNILAB		2	4	67%	6
SOUTHEASTERN DERMATOLOGY GROUP PA		5	1	17%	6
FLEET LANDING			6	100%	6
CAPITAL HEALTH PLAN LABORATORIES			6	100%	6
MINUTE CLINIC OF KANSAS PA		2	4	67%	6
CVS CT1123POCT SOUTHBURY		6			6
MINUTECLINIC, LLC #03268		5	1	17%	6
MEDEXPRESS URGENT CARE-PETERS TWP		5	1	17%	6
MARSHALL MEDICAL CENTER SOUTH LAB		5	1	17%	6
WG WINDSOR WOODS SH LLC		6			6
ASCENSION ST VINCENT'S CLAY COUNTY			6	100%	6
CITIZENS BAPTIST MEDICAL CENTERS LAB		5	1	17%	6
THE WINDSOR OF OCALA		2	4	67%	6
CURATIVE CARE CENTER INC		1	5	83%	6
CITYMD		1	5	83%	6
PLEASANTVILLE OF SEBASTIAN LLC			6	100%	6
NORTH FLORIDA PEDIATRICS JASPER			6	100%	6
GRACE REHABILITATION CENTER OF VERO BEACH		4	2	33%	6
CONCENTRA			6	100%	6
HOLLY HILL HOME INFUSION SERVICE		5	1	17%	6
CVS NV3210POCT LAS VEGAS		6			6
MINUTECLINIC DIAGNOSTIC OF ILLINOIS		5	1	17%	6
GLEN FALLS HOSPITAL DEPARTMENT OF PATHOLOGY		6			6
MINUTECLINIC, LLC, DBA MINUTECLINIC #2		6			6
PALM HARBOR DERMATOLOGY		4	2	33%	6
UNILAB OF DADE INC			6	100%	6
SV DIAGNOSTIC LAB			6	100%	6

# COVID-19: testing by laboratory

Data through Mar 11, 2021 verified as of Mar 12, 2021 at 09:25 AM

Data in this report are provisional and subject to change.

The numbers in the table below represent the number of Florida and non-Florida residents for whom test results were received by the Department of Health. A person can be tested by more than one laboratory and can have both positive and negative results. **Therefore, the sum of the numbers in each column will be larger than the total number of people tested.**

Reporting lab	Inconclusive	Negative	Positive	Percent positive	Total
CAPE CORAL URGENT CARE		3	3	50%	6
LRHS Southeastern University		4	2	33%	6
LUMADOC HEALTH		4	2	33%	6
MINUTECLINIC DIAG OF IND LLC #8651		5	1	17%	6
FLORIDA PREMIER MEDICAL CARE PA			6	100%	6
MEDEXPRESS URGENT CARE-PITTSFIELD		6			6
CLINICAL CARE ASSOCIATES			6	100%	6
CVS GA2147POCT KENNESAW		5	1	17%	6
AVANTE AT ORMOND BEACH INC			6	100%	6
PALMETTO HEALTH ALLIANCE		3	3	50%	6
PRESBYTERIAN HOME		6			6
ENIGMA DIAGNOSTIC, INC.			6	100%	6
URGENT CARE HOUSECALLS PA		5	1	17%	6
Kroger 673 - The Little Clinic Dallas		5	1	17%	6
NU WAVE MEDICAL CENTER			6	100%	6
THE PALMS REHABILITATION AND HEALTHCARE CENTER		5	1	17%	6
CONCENTRA URGENT CARE		2	4	67%	6
SARASOTA MEDICAL CENTER			6	100%	6
GUTHRIE MEDICAL GROUP LABORATORIES		6			6
HARMONIOUS HOME HEALTH, LLC		6			6
MINUTECLINIC DIAGNOSTIC OF VIRGINIA, LLC #1416		5	1	17%	6
ANTHONY-BROWN PHARMACY		6			6
CVS TX1104POCT ALLEN		6			6
MINUTE-CLINIC DIAGNOSTIC OF VIRGINIA, LLC #794		5	1	17%	6
MINUTECLINIC DIAGNOSTIC OF OHIO #7790		4	2	33%	6
MINUTECLINIC DIAGNOSTIC OF VIRGINIA, LLC #255		6			6
CVS GA2108POCT NORCROSS		4	2	33%	6
UT MEMPHIS UNIVERSITY HEALTH SERVICES			6	100%	6
SUFFRIDGE DRIVE GROUP HOME		6			6
SYNEXUS CLINICAL RESEARCH US INC		2	4	67%	6
TIMBER CREEK PEDIATRICS		6			6
MEDEXPRESS URGENT CARE - MT LEBANON		4	2	33%	6
PHYSICIANS FOR CHILDREN			6	100%	6
BETHESDA COMMUNITY HEALTH CENTER			6	100%	6
PUBLIC HEALTH LAB		6			6
TRANSPLANT GENOMICS INC (EUROFINS)		6			6
PANCARE HEALTH - KATE SMITH ELEMENTARY		1	5	83%	6
INTERNAL MEDICINE LIPID AND WELNNESS PRACTICE			6	100%	6
Rutgers Health Rwj University Hospital - Laboratory		3	3	50%	6
CVS NJ2815POCT E BRUNSWICK		4	2	33%	6
FAMILY CARE MEDICAL CENTER			6	100%	6
TAMPA URGENT CARE			6	100%	6
MEDEXPRESS URGENT CARE - ELM GROVE		5	1	17%	6
CVS TX4397POCT CYPRESS		6			6
MINUTE CLINIC DIAG OF IND LLC #8674		6			6
MEDICAL CENTER AT OCEAN REEF		1	5	83%	6

# COVID-19: testing by laboratory

Data through Mar 11, 2021 verified as of Mar 12, 2021 at 09:25 AM

Data in this report are provisional and subject to change.

The numbers in the table below represent the number of Florida and non-Florida residents for whom test results were received by the Department of Health. A person can be tested by more than one laboratory and can have both positive and negative results. **Therefore, the sum of the numbers in each column will be larger than the total number of people tested.**

Reporting lab	Inconclusive	Negative	Positive	Percent positive	Total
MEDEXPRESS URGENT CARE - GLENDALE		6			6
LPG PRIMARY CARE AT MATTHEW DRIVE		5			5
FLORIDA PRIMARY & SPECIALTY CARE		5			5
PM PEDIATRICS OF BAYSIDE PLLC		5			5
WESTMINSTER SHORES			5	100%	5
FLORIDA DEPARTMENT OF HEALTH - INVERNESS		3	2	40%	5
DEPARTMENT OF HEALTH AND HUMAN SERVICES LANSING			5	100%	5
SIGNATURE URGENT CARE			5	100%	5
MINUTE CLINIC, LLC #4650		5			5
RIO PINAR HEALTH CARE			5	100%	5
ALPHADERA LABS, LLC			5	100%	5
CYPRESS CREEK MEDICAL CENTER			5	100%	5
CVS OH3476POCT TIPP CITY		5			5
OCHSNER MEDICAL CENTER			5	100%	5
LABCORP UNSPECIFIED		5			5
BROWNE MEDICAL LLC		3	2	40%	5
DISCOVERY VILLAGE AT STUART		2	3	60%	5
BIOTECH CLINICAL LABORATORY			5	100%	5
CARL R DARNALL ARMY MEDICAL CENTER			5	100%	5
FORSYTH HOUSE			5	100%	5
CVS PA233POCT NEWTOWN SQUARE		5			5
ADVENTHEALTH CAR CENTER APOPKA			5	100%	5
Army Residence Community		5			5
Kroger 099 - The Little Clinic Fort Collins		5			5
CVS M08556POCT KANSAS CITY		5			5
MONROE COUNTY FIRE RESCUE		5			5
MINUTECLINIC DIAGNOSTIC OF RHODE ISLAN		5			5
CVS RI1717POCT 1 CVS DR			5	100%	5
CENTREX CLINICAL LABS INC		5			5
SOUTH FLORIDA FAMILY HEALTH & RESEARCH CTR			5	100%	5
LAFAYETTE NURSING AND REHAB			5	100%	5
GADSDEN COUNTY HEALTH DEPARTMENT			5	100%	5
MEASE CONTINUING CARE		3	2	40%	5
QUALITY MEDICAL CARE			5	100%	5
ST CHARLES BEND LABORATORY		4	1	20%	5
DOMINICAN COLLEGE STUDENT HEALTH CENTE		5			5
OPTUMCARE FLORIDA, LLC		3	2	40%	5
NORTHPORT MEDICAL CENTER LAB		5			5
DIAGNOSTECHS		4	1	20%	5
RELIANT IMMUNE DIAGNOSTICS			5	100%	5
INTERNAL MEDICINE & PRIMARY CARE ASSOCIATES, PLC			5	100%	5
UF HEALTH PATHOLOGY LABORATORIES			5	100%	5
LAKE MARY HEALTH AND REHABILITATION CENTER		1	4	80%	5
WAKEMED		1	4	80%	5
UNIVERSITY OF MIAMI / SCCC RESEARCH LABORATORY			5	100%	5
ADVICE FOR OPTIMAL WELLNESS		2	3	60%	5

# COVID-19: testing by laboratory

Data through Mar 11, 2021 verified as of Mar 12, 2021 at 09:25 AM

Data in this report are provisional and subject to change.

The numbers in the table below represent the number of Florida and non-Florida residents for whom test results were received by the Department of Health. A person can be tested by more than one laboratory and can have both positive and negative results. **Therefore, the sum of the numbers in each column will be larger than the total number of people tested.**

Reporting lab	Inconclusive	Negative	Positive	Percent positive	Total
EASTCHESTER PEDIATRIC MEDICAL GROUP		5			5
ENT AND ALLERGY ASSOCIATES OF FLORIDA, LLC			5	100%	5
JOE DIMAGGIO CHILDREN'S HOSPITAL		1	4	80%	5
TULLAHOMA HMA, LLC		4	1	20%	5
HERNANDO PASCO HOSPICE INC		4	1	20%	5
MINUTE CLINIC DIAGNOSTIC OF VIRGINIA, LLC #1905		5			5
MINUTE CLINIC LLC #6765		5			5
RIVERVIEW ALF OPERATOR LLC			5	100%	5
CUMBERLAND HEIGHTS		5			5
OURMED		4	1	20%	5
PRECISION LABS LLC		2	3	60%	5
CVS PA4077POCT BELLE VERNON		5			5
FRANCES WARDE MEDICAL LABORATORY		2	3	60%	5
MIAMI CANCER INSTITUTE			5	100%	5
UPMC HEALTH SYSTEM		4	1	20%	5
Kennedy University Hospital		5			5
WATERTOWN URGENT CARE PLLC		5			5
FLORIDA PRIMARY CARE AND SPORTS MEDICINE INC		2	3	60%	5
CITY OF WEST PALM BEACH EMPLOYEE & FAMILY HEALTH		5			5
LEE MEMORIAL HEALTH SYSTEM D/B/A		3	2	40%	5
HENDRY REGIONAL CONVENIENT CARE CENTER			5	100%	5
MEDICAL CENTER OF BLOUNTSTOWN			5	100%	5
TANNER MEDICAL CENTER EAST AL		5			5
WILSON PEDIATRICS			5	100%	5
LEE PHYSICIAN GROUP COLLEGE POINT		5			5
FAMILY TREE DNA			5	100%	5
AMERICAN MEDICAL RESPONSE - DENVER		2	3	60%	5
OMNICARE PHARMACY OF TEXAS 1, LP DBA OMNICARE		5			5
MINUTECLINIC MINUTECLINIC #921		5			5
CVS OH3301POCT WOODMERE		5			5
FOUNDCARE, INC			5	100%	5
PRECISION DIAGNOSTICS INC - NJ		5			5
XRL SXF REF LAB		5			5
COVID RAPID LABS			5	100%	5
MINUTECLINIC DIAGNOSTIC OF TN PC #442		4	1	20%	5
INFECTION CONTROL/ EMPHEALTH		3	2	40%	5
CVS MINUTE CLINIC DIAGNOSTIC OF KANSAS, PA		5			5
DEPT OF VA MEDICAL CENTER - RICHMOND		4	1	20%	5
PALM GARDEN OF SUN CITY			5	100%	5
MEDLAB INC		5			5
DOCS URGENT CARE		1	4	80%	5
CVS CA9113POCT CHULA VISTA		5			5
BEACH HOUSE		5			5
MINUTE CLINIC DIAGNOSTIC MED GRP		4	1	20%	5
EXPICARE NURSING AGENCY, INC		5			5
CALIFORNIA DEPARTMENT OF PUBLIC HEALTH		1	4	80%	5

# COVID-19: testing by laboratory

Data through Mar 11, 2021 verified as of Mar 12, 2021 at 09:25 AM

Data in this report are provisional and subject to change.

The numbers in the table below represent the number of Florida and non-Florida residents for whom test results were received by the Department of Health. A person can be tested by more than one laboratory and can have both positive and negative results. **Therefore, the sum of the numbers in each column will be larger than the total number of people tested.**

Reporting lab	Inconclusive	Negative	Positive	Percent positive	Total
MEDEXPRESS URGENT CARE PORT HURON		4	1	20%	5
BLUETAIL MEDICAL GROUP, LLC		4	1	20%	5
BROOKDALE NEW PORT RICHEY			5	100%	5
Enterprise Health and Rehabilitation Center		5			5
ARC POINT LABS OF AUSTIN NORTH			5	100%	5
MINUTE CLINIC, LLC #1434		5			5
MCR HEALTH LAWTON CHILES ADMINISTRATION STE A		1	4	80%	5
SCOTTS PHARMACY		5			5
CELEBRATION PEDIATRICS PA			5	100%	5
HAWTHORNE HEALTH AND REHABILITATION			5	100%	5
BAYSHORE LABORATORY		4	1	20%	5
MINUTECLINIC, DIAGNOSTIC OF TEXAS, LL		4	1	20%	5
COPELAND MEDICAL CLINIC		3	2	40%	5
NORTH DADE NURSING AND REHABILITATION CENTER			5	100%	5
FRESENIUS KIDNEY CARE SOUTH ORLANDO			5	100%	5
GREENVILLE MEMORIAL HOSPITAL LAB			5	100%	5
PIEDMONT HOSPITAL LAB			5	100%	5
JACKSON SOUTH COMMUNITY HOSPITAL LAB			5	100%	5
THE LITTLE CLINIC			5	100%	5
MEDEXPRESS URGENT CARE - WEIRTON		5			5
ADVANCED URGENT CARE OF MARATHON		1	4	80%	5
CVS TN7698POCT KNOXVILLE		5			5
MEDEXPRESS URGENT CARE-MUNCIE		5			5
ST BARNABAS HOSPITAL		5			5
SANTOS REHABILITATION CENTER INC			5	100%	5
MINUTECLINIC DIAGNOSTIC OF PENNSYLVANIA, LLD #1545		5			5
VEIL VALLEY MEDICAL CENTER			5	100%	5
MEDEXPRESS URGENT CARE MORGANTOWN		5			5
PEDIATRICS OF ALTAMONTE		5			5
FLORIDA HOSPITAL LAKE MARY		5			5
ALL CHILDREN'S HOSPITAL DEPT OF GENERAL PEDIATRICS			5	100%	5
MEDEXPRESS URGENT CARE - WILLIAMSPORT		4	1	20%	5
AEL KNOXVILLE			5	100%	5
VA Primary Care Clinic at Meharry		4	1	20%	5
COOPER HOSPITAL/UNIVERSITY MEDICAL		5			5
DAVENPORT PEDIATRICS PA		1	4	80%	5
PEDIATRIC URGENT HEALTH CARE			5	100%	5
STUYVESANT URGENT CARE		5			5
HAVEN HOSPICE IN CHIEFLAND			5	100%	5
INNOVATIVE COVID-DIVERSEY			5	100%	5
UW MEDICINE VIROLOGY LAB			5	100%	5
SCIENCE CARE			5	100%	5
NOVANT HEALTH UVA		2	3	60%	5
SOUTHEAST GEORGIA HEALTH SYSTEM, INC D		5			5
KEYSTONE REHABILITATION AND HEALTH CENTER		1	4	80%	5
CAREHERE LCS- EUSTIS			5	100%	5

# COVID-19: testing by laboratory

Data through Mar 11, 2021 verified as of Mar 12, 2021 at 09:25 AM

Data in this report are provisional and subject to change.

The numbers in the table below represent the number of Florida and non-Florida residents for whom test results were received by the Department of Health. A person can be tested by more than one laboratory and can have both positive and negative results. **Therefore, the sum of the numbers in each column will be larger than the total number of people tested.**

Reporting lab	Inconclusive	Negative	Positive	Percent positive	Total
ALBANY MEDICAL CENTER		4	1	20%	5
CVS HEALTH, #1994		4	1	20%	5
MEDEXPRESS URGENT CARE - PRINCETON		4	1	20%	5
INDIANA STATE DEPARTMENT OF HEALTH LABORATORIES			5	100%	5
CVS TX2263POCT SAN ANTONIO		5			5
PELICAN LANDING		1	4	80%	5
CELERION			5	100%	5
WOODHULL MEDICAL AND MENTAL HEALTH CTR		5			5
SHEEPSHEAD BAY URGENT CARE		5			5
Kroger 449 - The Little Clinic Mountain Park		4	1	20%	5
TESTD			5	100%	5
CVS NC3319POCT CHARLOTTE		4	1	20%	5
GENESIS FAMILY PRACTICE		3	2	40%	5
COMMONS AT ORLANDO LUTHERAN TOWERS SNF			5	100%	5
CVS TN2179POCT MURFREESBORO		5			5
JUPITER ISLAND MEDICAL CLINIC INC		5			5
THE CLINIC OF PEDIATRICS & GI MEDICINE, INC			5	100%	5
SONATA VERO BEACH		5			5
URGENT TEAM - NASHVILLE		5			5
GRAND VILLA OF SARASOTA		4	1	20%	5
LAKE NONA PEDIATRICS IN ASSOCIATION WITH NEMOURS		5			5
COLUMBIA MEMORIAL HOSPITAL LABORATORY		5			5
CARENOW URGENT CARE - CENTRAL AUSTIN		1	4	80%	5
CVS SC5479POCT INDIAN LAND		5			5
WALGREENS #10972	1	4			5
ABSOLUTE HEALTH		5			5
KETTERING HEALTH			5	100%	5
OCCMED SOLUTIONS		2	3	60%	5
MINNESOTA DEPARTMENT OF HEALTH PUBLIC HEALTH LABORATORY DIVISION	1		4	80%	5
FLORIDA DEPARTMENT OF HEALTH SEMINOLE COUNTY		1	4	80%	5
LAKE COUNTY DETENTION CENTER		3	2	40%	5
RUSH UNIVERSITY MEDICAL CENTER LABORATORY			5	100%	5
TRUSTBRIDGE			5	100%	5
NORTHEAST PEDIATRICS			5	100%	5
WINKLER COURT		4	1	20%	5
MIZELL MEMORIAL HOSPITAL			5	100%	5
COVID TESTING LLC			5	100%	5
CVS PA2582POCT SPRINGFIELD		3	2	40%	5
UCF STUDENT HEALTH SERVICES LABORATORY		2	3	60%	5
CHAMPLAIN VALLEY PHYSICIANS HOSPITAL		3	2	40%	5
CLEVELAND CLINIC MARTIN HEALTH NURSING & RESTORATIVE		5			5
Walker BaptistMedCtr		4	1	20%	5
AUGUSTA HEALTH			5	100%	5
LEHIGH REGIONAL MEDICAL CENTER LABORATORY		3	2	40%	5
LIFEPLUS HEALTHCARE GROUP INC		5			5
MANATEE COUNTY JAIL		4	1	20%	5

# COVID-19: testing by laboratory

Data through Mar 11, 2021 verified as of Mar 12, 2021 at 09:25 AM

Data in this report are provisional and subject to change.

The numbers in the table below represent the number of Florida and non-Florida residents for whom test results were received by the Department of Health. A person can be tested by more than one laboratory and can have both positive and negative results. **Therefore, the sum of the numbers in each column will be larger than the total number of people tested.**

Reporting lab	Inconclusive	Negative	Positive	Percent positive	Total
RURAL HEALTH CARE INC			5	100%	5
BNR PHARMACY INC		5			5
TALLAHASSEE MEMORIAL HEALTHCARE			5	100%	5
LPG PEDIATRICS AT CAPE CORAL		5			5
JOHN T MACKAY MD			5	100%	5
SUTTER TRACY COMMUNITY HOSPITAL			5	100%	5
QUINTON MEMORIAL HEALTH CARE CENTER		5			5
PHYSICIANS URGENT CARE BERRY FARMS		4	1	20%	5
FINLAY		1	4	80%	5
EAST BANK HOSPITAL - UNIVERSITY OF MINNESOTA MEDICAL CENTER			5	100%	5
MINUTECLINIC DIAGNOSTIC OF TN, PC 6304		3	2	40%	5
QUEST DIAGNOSTICS PSC		1	4	80%	5
APOLLO GARDENS RETIREMENT RESIDENCE CARE		5			5
MEDEXPRESS URGENT CARE - BECKLEY CROSS		4	1	20%	5
LAKEVIEW HEALTHCARE SYSTEM LLC			5	100%	5
PANCARE HEALTH - ALTHA PUBLIC			5	100%	5
FLORIDA HEALTHCARE OF ORLANDO			5	100%	5
NOVADX		2	3	60%	5
PRINCIPLE HOSPICE SERVICE, LLC			5	100%	5
AHF PUBLIC HEALTH LABORATORY			5	100%	5
GULF COAST VETERANS HCS PANAMA CITY OPC		5			5
URGENT MED INC		3	2	40%	5
AHC Decatur County		5			5
COMPUNET CLINICAL LAB			5	100%	5
LABS PLUS LLC		5			5
MINUTECLINIC, LLC #1431		4	1	20%	5
OHIO DEPARTMENT OF HEALTH			5	100%	5
SEASIDE MANOR			5	100%	5
SELECT PHYSICIANS ALLIANCE		5			5
REHABILITATION CENTER AT JUPITER GARDENS		5			5
ARKANSAS DEPARTMENT OF HEALTH			5	100%	5
Life Care Center of Estero			5	100%	5
MINUTECLINIC DIAGNOSTICS OF IND LLC		2	3	60%	5
LEVY COUNTY SHERRIF'S DEPT			5	100%	5
URGENT CARE COASTAL GA			5	100%	5
WEST PACIFIC MEDICAL LABORATORY			5	100%	5
PM PEDIATRICS OF SELDEN		3	2	40%	5
PEDIATRICS OF CENTRAL FLORIDA - POINCIANA		3	2	40%	5
URGENT CARE OF ERWIN		5			5
SUNSHINE STATE DIALYSIS			5	100%	5
FHPG FAMILY MEDICAL CENTER OF TAMPA BAY		1	4	80%	5
DICKSON MEDICAL ASSOCIATES PC PATH LAB		4	1	20%	5
BOROPARK URGENT CARE		4	1	20%	5
ST JOHNS BIOMEDICAL LAB		5			5
SOUTHERN OCEAN MEDICAL CENTER		5			5
FHPG_EXP CARE PALM HARBOR			5	100%	5

# COVID-19: testing by laboratory

Data through Mar 11, 2021 verified as of Mar 12, 2021 at 09:25 AM

Data in this report are provisional and subject to change.

The numbers in the table below represent the number of Florida and non-Florida residents for whom test results were received by the Department of Health. A person can be tested by more than one laboratory and can have both positive and negative results. **Therefore, the sum of the numbers in each column will be larger than the total number of people tested.**

Reporting lab	Inconclusive	Negative	Positive	Percent positive	Total
SJH			5	100%	5
MEDEXPRESS URGENT CARE - HOLLINS		5			5
FLORIDA CLINICAL LABORATORY - BIOREFERENCE LABORATORIES		2	3	60%	5
PUTNAM HOSPITAL CENTER LABORATORY		5			5
THE UNIVERSITY OF VERMONT MEDICAL CENTER		4	1	20%	5
MD NOW MEDICAL CENTER INC			5	100%	5
UNIVERSITY OF CHICAGO MEDICAL CENTER LAB			5	100%	5
WEST DADE PEDIATRICS			5	100%	5
SELECT PHYSICIANS ALLIANCE PL		5			5
MEDEXPRESS URGENT CARE MURRYSVILLE		3	2	40%	5
ELITE CARE			5	100%	5
PREMIER FAMILY HEALTH PA			5	100%	5
MINUTECLINIC 7196		4	1	20%	5
REDMED OF CROSSTOWN		2	3	60%	5
MINUTECLINIC, LLC #09202		4	1	20%	5
PATIENT FIRST - LEESBURG			5	100%	5
MOUNT SINAI BROOKLYN LABORATORY		4	1	20%	5
BAPTIST HEALTH - TOWN CENTER			5	100%	5
CVS TN7289POCT SIGNAL MOUNTAIN		5			5
FLAGLER HEALTH SERVICES INC			5	100%	5
HELIX KH UC			5	100%	5
BAPTIST HOSPITAL EMPLOYEE HEALTH OFF			5	100%	5
NORTH SHORE HEMATOLOGY-ONCOLOGY ASSOCIATES, PC		5			5
MCKENZIE-WILLAMETTE MEDICAL CENTER LAB		5			5
MEDEXPRESS URGENT CARE-HERSHEY		4	1	20%	5
THE DOCTORS CENTER HEALTHCARE-SOUTHSIDE		1	4	80%	5
PINECREST PEDIATRICS GROUP LLC			5	100%	5
WHITE WILSON MEDICAL CENTER - FWB		1	4	80%	5
NELSON BIOLOGICAL			5	100%	5
OHSU MOLECULAR MICROBIOLOGY LAB		4	1	20%	5
CARESOUTH HHA HOLDINGS OF THE BAY AREA LLC		5			5
LIVING WATERS MEDICAL CENTER			5	100%	5
MEDEXPRESS - COLLINSVILLE BELT LINE		3	2	40%	5
PHYSICIANS IMMEDIATE CARE ELGIN			5	100%	5
EGL GENETICS DIAGNOSTICS			5	100%	5
CVS MA2172POCT NORTH GRAFTON		5			5
MID - FLORIDA PATHOLOGY LLC		1	4	80%	5
BOONE DRUG & HEALTHCARE AT DEERFIELD			5	100%	5
MINUTE CLINIC DIAGNOSTIC OF NORTH CAROLINA		5			5
GENTLE HANDS MOBILE PHLEBOTOMY			5	100%	5
HILLSBOROUGH COUNTY HEALTH DEPARTMENT			5	100%	5
MIAMI MEDICAL CONSULTANT PA			5	100%	5
INDIAN RIVER PRIMARY CARE PA		5			5
MEDEXPRESS URGENT CARE-NESHANNOCK TWP		4	1	20%	5
MINUTECLINIC, LLC #7139		5			5
CVS NV408817POCT LAS VEGAS		1	4	80%	5

# COVID-19: testing by laboratory

Data through Mar 11, 2021 verified as of Mar 12, 2021 at 09:25 AM

Data in this report are provisional and subject to change.

The numbers in the table below represent the number of Florida and non-Florida residents for whom test results were received by the Department of Health. A person can be tested by more than one laboratory and can have both positive and negative results. **Therefore, the sum of the numbers in each column will be larger than the total number of people tested.**

Reporting lab	Inconclusive	Negative	Positive	Percent positive	Total
HEALTHCARE NETWORK OF SOUTHWEST FLORIDA			4	100%	4
MEDEXPRESS URGENT CARE - KOKOMO		4			4
FAMILY MEDICAL CLINIC HOMESTEAD, LLC			4	100%	4
CULLMAN REGIONAL URGENT CARE		3	1	25%	4
CHILDREN'S MEDICAL GROUP		4			4
SOUTHWESTERN REGIONAL MEDICAL CENTER - TULSA		4			4
CVS NJ862POCT MARLBORO		4			4
UNC HOSPITAL/MCLENDON CLINICAL LABORATORIES			4	100%	4
BIOREFERENCE LABORATORIES			4	100%	4
CVS OH3458POCT BEAVERCREEK		4			4
ManorCare Rehabilitation Center- Decatur		4			4
MEDEXPRESS URGENT CARE - MARKHAM STREE		3	1	25%	4
ADVENTHEALTH NEW SMYRNA BEACH COMMUNITY HEALTH			4	100%	4
MONTANA DEPARTMENT OF PUBLIC HEALTH & HUMAN SERVICES			4	100%	4
HARBOUR ISLAND PEDIATRICS LLC			4	100%	4
CVS CT718POCT ANSONIA		4			4
CVS OH3080POCT HUBER HEIGHTS		4			4
DISCOVERY VILLAGE AT DEERWOOD			4	100%	4
CVS IL8747POCT CHICAGO		4			4
STONE CLINICAL LABORATORIES OF FL LLC		4			4
Robert Wood Johnson University Hospital		3	1	25%	4
CVS GA2236POCT WOODSTOCK		4			4
Heartland of Boynton Beach			4	100%	4
MINUTECLINIC OF NEVADA-2955 S FT APACH		4			4
CAPTAIN JAMES A. LOVELL FEDERAL HEALTHCARE CENTER			4	100%	4
TAPESTRY TALLAHASSEE WALDEN		4			4
FIFTH AVENUE PEDIATRICS		3	1	25%	4
ADVANCED URGENT CARE LLC		1	3	75%	4
AFTER HOURS PEDS			4	100%	4
JOSEF SCHENKER, MD, PC		4			4
MD ANDERSON CANCER CENTER DI BAY AREA			4	100%	4
CONSULATE HEATH CARE AT WEST ALTAMONTE			4	100%	4
TARPON SPRINGS PEDIATRICS, LLC			4	100%	4
SOUTH FLORIDA PEDIATRIC PARTNERS			4	100%	4
MINUTECLINIC DIAGNOSTIC OF OHIO #4401		4			4
ST. MARY'S HOSPITAL			4	100%	4
LAKE MARY PEDIATRICS			4	100%	4
MEDEXPRESS - NEWARK		4			4
NEULIFE NEUROLOGICAL SERVICES LLC			4	100%	4
MINUTECLINIC DIAG OF IND, LLC #6648		3	1	25%	4
ELITE MEDICAL CENTER			4	100%	4
SOUTH FLORIDA RESEARCH ORGANIZATION			4	100%	4
USCG SECTOR ST PETE		1	3	75%	4
TRIDENT BIOMETRICS		3	1	25%	4
Kroger 959 - The Little Clinic Carmel		4			4
NAVAL MEDICAL CENTER SAN DIEGO			4	100%	4

# COVID-19: testing by laboratory

Data through Mar 11, 2021 verified as of Mar 12, 2021 at 09:25 AM

Data in this report are provisional and subject to change.

The numbers in the table below represent the number of Florida and non-Florida residents for whom test results were received by the Department of Health. A person can be tested by more than one laboratory and can have both positive and negative results. **Therefore, the sum of the numbers in each column will be larger than the total number of people tested.**

Reporting lab	Inconclusive	Negative	Positive	Percent positive	Total
MEDEXPRESS URGENT CARE HUNTINGTON		4			4
ALVARO J DANGOND MD PA		4			4
MINUTECLINIC, LLC #5707		4			4
MINUTECLINIC DIAGNOSTIC OF OHIO #2964		4			4
CVS TX10140POCT THE WOODLANDS		4			4
MINUTECLINIC DIAGNOSTIC MED GRP OF ORA		3	1	25%	4
CVS GA3766POCT DACULA		2	2	50%	4
MARSHFIELD LABORATORIES			4	100%	4
CVS OH6149POCT UPPER ARLINGTON		2	2	50%	4
COMMUNITY PHYSICIANS OF NORTH PORT PA			4	100%	4
STATEN ISLAND CHAI CARE		4			4
FLORIDA CANCER SPECIALISTS AND RESEARCH		2	2	50%	4
EXPRESS TESTING-ONE			4	100%	4
PANCARE HEALTH YOUNGSTOWN			4	100%	4
PROGRESS PHARMACY INC			4	100%	4
Grace Rehabilitation of Vero Beach		4			4
EPI			4	100%	4
ASCENSION ST VINCENT'S MEDICAL CENTER		3	1	25%	4
SIGNATURE CARE MONTROSE		2	2	50%	4
VITAL CARE URGENT CARE			4	100%	4
Oakwood - North Baldwins Center for Living		4			4
CVS CA9715POCT THOUSAND OAKS		4			4
AURORA BAYCARE UROLOGY			4	100%	4
SONIC REFERENCE LABORATORY			4	100%	4
PANCARE HEALTH - PONCE DE LEON			4	100%	4
CVS NY549POCT RIDGEWOOD		2	2	50%	4
MED EXPRESS URGENT CARE PC - MARYLAND		3	1	25%	4
CVS MO5655POCT LIBERTY		1	3	75%	4
IMIC INC RESEARCH			4	100%	4
MEDEXPRESS URGENT CARE - SOUTH PARKERSBURG		4			4
SINAI PLAZA NURSING AND REHAB CENTER			4	100%	4
CVS TN4624POCT KNOXVILLE		3	1	25%	4
MEDFIRST URGENT CARE			4	100%	4
MINUTECLINIC MINUTECLINIC #3665		4			4
ADVENT HEALTH - TUSKAWILLA		4			4
IVY CREEK URGENT CARE OF ENTERPRISE			4	100%	4
MINUTECLINIC DIANOSTIC OF VIRGINA, LL		3	1	25%	4
HOME DOCS		2	2	50%	4
CAPE COD HOSPITAL			4	100%	4
TRUE HEALTH- HOFFNER		3	1	25%	4
OVIEDO CHILDRENS HEALTH CENTER LLC		1	3	75%	4
CAREATC, INC.			4	100%	4
DERMATOLOGY SPECIALISTS OF FL - DR. JON WARD			4	100%	4
MONROE URGENT CARE		3	1	25%	4
CVS MA2297677CV BOSTON		4			4
CRESTAR LABS		2	2	50%	4

# COVID-19: testing by laboratory

Data through Mar 11, 2021 verified as of Mar 12, 2021 at 09:25 AM

Data in this report are provisional and subject to change.

The numbers in the table below represent the number of Florida and non-Florida residents for whom test results were received by the Department of Health. A person can be tested by more than one laboratory and can have both positive and negative results. **Therefore, the sum of the numbers in each column will be larger than the total number of people tested.**

Reporting lab	Inconclusive	Negative	Positive	Percent positive	Total
BEECHTREE MOLECULAR LAB LLC			4	100%	4
URGENT CARE - OCONEE		2	2	50%	4
CONSOLIDATED LABORATORY SERVICES			4	100%	4
Metro West Nursing and Rehab			4	100%	4
CVS AZ9210POCT SCOTTSDALE		4			4
PILGRIM PHARMACY INC		4			4
LIFE CARE HOME HEALTH SERVICES LLC		1	3	75%	4
CVS PA1296POCT DREXEL HILL		3	1	25%	4
PRL NYC PANDEMIC RESPONSE LAB			4	100%	4
FRESENIUS MEDICAL CARE			4	100%	4
APOPKA FAMILY HEALTH CENTER		3	1	25%	4
MINUTE-CLINIC DIAGNOSTIC OF VIRGINIA, LLC		4			4
BUCKINGHAM PLACE ALF		4			4
Calusa Harbour			4	100%	4
MAILBOX DIAGNOSTICS		2	2	50%	4
CVS PA258POCT MCKEES ROCKS		4			4
INTRACOASTAL LABS INC		4			4
MONROE COUNTY DEPT OF PUBLIC HEALTH ST		4			4
SIGNATURE CARE EMERGENCY CENTER		2	2	50%	4
CVS TX7821POCT LEAGUE CITY		4			4
CVS NC2771POCT CLAYTON		3	1	25%	4
MEDEXPRESS URGENT CARE - SUMMERSVILLE, WEBSTER RD		4			4
ORANGE COUNTY HEALTH DEPARTMENT		2	2	50%	4
MEDEXPRESS URGENT CARE - MBURG COMMONS		4			4
SHARP MEMORIAL HOSPITAL MICROBIOLOGY DEPT			4	100%	4
DIAGNOSTIC & MEDICAL SPECIALISTS OF GREENWICH		2	2	50%	4
MINUTECLINIC DIAGNOSTIC OF PENNSYLVAN		3	1	25%	4
LATCHER LABORATORY OF A O FOX MEMORIAL		2	2	50%	4
PM PEDIATRICS OF SELDEN PLLC		4			4
CVS OH2342POCT WEST CHESTER		3	1	25%	4
CVS OH3393POCT AURORA		3	1	25%	4
CVS NV2928POCT LAS VEGAS		4			4
CITY OF LAKE MARY EMPLOYEE HEALTH CENTER		4			4
RELIANT ACUTE CARE			4	100%	4
MEDEXPRESS URGENT CARE - SOMERSET TOWNSHIP		4			4
CVS MD1881POCT DUNKIRK		4			4
NASSAU UNIVERSITY MEDICAL CENTER DEPT		3	1	25%	4
MEDEXPRESS URGENT CARE LAVALE		4			4
RHEA MEDICAL CENTER		4			4
LAKE FOREST PARK OP CO LLC		4			4
Park Ridge Nursing Center		3	1	25%	4
FAMILY MEDICINE AT WATERMAN		4			4
MERCY URGENT CARE			4	100%	4
TMH PHYSICIAN PARTNERS SOUTHWOOD		1	3	75%	4
CELEBRATION PEDIATRICS			4	100%	4
MINUTECLINIC DIAG OF IND LLC #1138		3	1	25%	4

# COVID-19: testing by laboratory

Data through Mar 11, 2021 verified as of Mar 12, 2021 at 09:25 AM

Data in this report are provisional and subject to change.

The numbers in the table below represent the number of Florida and non-Florida residents for whom test results were received by the Department of Health. A person can be tested by more than one laboratory and can have both positive and negative results. **Therefore, the sum of the numbers in each column will be larger than the total number of people tested.**

Reporting lab	Inconclusive	Negative	Positive	Percent positive	Total
CVS MD2956POCT NEW MARKET		3	1	25%	4
MINUTE CLINIC #8979		4			4
AFFINITY URGENT CARE			4	100%	4
THE OASIS ALF		4			4
PARADIGM LABORATORIES			4	100%	4
LEON MEDICAL CENTERS, LLC			4	100%	4
UNIVERSITY OF MIAMI STUDENT HEALTH SERVICE			4	100%	4
ASCENDI HOME HEALTH AGENCY INC			4	100%	4
MEDEXPRESS URGENT CARE- FORT WORTH N T		4			4
UNIVERISTY OF MIAMI			4	100%	4
MIAMI COMMUNITY HEALTH CENTER INC		1	3	75%	4
DIAMOND SPEEDWAY DIALYSIS		1	3	75%	4
FLORIDA MEDICAL ASSOCIATES LLC			4	100%	4
ARCPPOINT LABS OF FORT LAUDERDALE, FL CENTRAL		1	3	75%	4
CULLMAN REGIONAL MEDICAL CENTER		3	1	25%	4
Kroger 339 - The Little Clinic Highlands - Bardstown Road		4			4
WALGREENS #07936		4			4
MINUTECLINIC DIAG OF IND, LLC #6910		4			4
JFK INTERNAL MEDICINE FACULTY PRACTICE		2	2	50%	4
NOT GIVEN		1	3	75%	4
MEDEXPRESS URGENT CARE - WICHITA, S SENECA ST		2	2	50%	4
Kroger 895 - The Little Clinic Green Hills		4			4
PDL PHARMACY CORP			4	100%	4
THONOTOSASSA COMMUNITY HEALTH CENTER		1	3	75%	4
Health Care Center of Jacksonville			4	100%	4
CVS TX7162POCT HOUSTON		4			4
CVS SC2736POCT MURRELLS INLET		4			4
MINUTECLINIC DIAG OF IND, LLC #10190		4			4
COMMUNITY HEALTH CENTER OF WEST PALM BEACH			4	100%	4
BAPTIST HEALTH MEDICAL CENTER			4	100%	4
CVS PA1193POCT JENKINTOWN		4			4
FLORIDA HOSPITAL ALTAMONTE		2	2	50%	4
INVERNESS FAMILY CARE HIGH RISK PLLC			4	100%	4
State Lab Unspecifd			4	100%	4
CARENOW URGENT CARE - WINTER SPRINGS		3	1	25%	4
CORIZON HEALTH INC			4	100%	4
MEDEXPRESS URGENT CARE SHADYSIDE		3	1	25%	4
EXTENDICARE HEALTH & REHAB CENTER		4			4
Westminster Manor		3	1	25%	4
WILLIAM A HINTON STATE LABORATORY INSTITUTE		1	3	75%	4
PARKWAY DRUGS OF ONEIDA COUNTY NORTH I		3	1	25%	4
GENEVA GENERAL HOSPITAL LABORATORY		3	1	25%	4
PLAINVIEW PRIMARY CARE		4			4
CFP PHYSICIANS GROUP			4	100%	4
MEDICINE SHOPPE #1306 THE		3	1	25%	4
CARE ONE PRIMARY CARE			4	100%	4

# COVID-19: testing by laboratory

Data through Mar 11, 2021 verified as of Mar 12, 2021 at 09:25 AM

Data in this report are provisional and subject to change.

The numbers in the table below represent the number of Florida and non-Florida residents for whom test results were received by the Department of Health. A person can be tested by more than one laboratory and can have both positive and negative results. **Therefore, the sum of the numbers in each column will be larger than the total number of people tested.**

Reporting lab	Inconclusive	Negative	Positive	Percent positive	Total
EMORY UNIVERSITY HOSPITAL		1	3	75%	4
DEPARTMENT OF HEALTH/ NEW YORK			4	100%	4
IMMUNOGENOMICS LLC		1	3	75%	4
BOND & STEELE CLINIC PA D/B/A BOND CLINIC PA		4			4
REGIONAL MEDICAL LAB			4	100%	4
CAPITAL HEALTH LABORATORY INC			4	100%	4
CVS MD1515POCT LEONARDTOWN		3	1	25%	4
HEART OF FLORIDA HEALTH CENTER INC		1	3	75%	4
MOULTRIE CREEK NURSING AND REHAB			4	100%	4
PALM BEACH CANCER INSTITUTE			4	100%	4
OPTUM OF RED ROAD		4			4
MARK HOANG MD PA			4	100%	4
MEDEXPRESS URGENT CARE-SCOTT TOWNSHIP		3	1	25%	4
FAMILY MEDICINE AT WINTER PARK			4	100%	4
SUMNER REGIONAL MEDICAL CENTER		3	1	25%	4
MEDEXPRESS URGENT CARE-PASADENA		4			4
DHMD		4			4
UNIVERSITY OF WASHINGTON MEDICAL CENTER (UWMC) EMERGENCY DEPT.			4	100%	4
MINUTECLINIC DIAGNOSTIC MED GRP OF SAN		3	1	25%	4
CVS CA8850POCT HUNTINGTON BEACH		3	1	25%	4
MINUTECLINIC DIAGNOSTIC OF OHIO #6147		3	1	25%	4
NEMOURS CHILDREN'S CLINIC			4	100%	4
POWERS PEDIATRICS			4	100%	4
MEMORIAL HEALTH CARE SYSTEMS			4	100%	4
DASCENA LABORATORY			4	100%	4
SOUTHLAND SUITES OF LAKELAND			4	100%	4
WINCHESTER MEDICAL CENTER			4	100%	4
KENTUCKY CABINET FOR HEALTH AND FAMILY SERVICES			4	100%	4
OKLAHOMA STATE UNIVERSITY DIAGNOSTIC LAB			4	100%	4
ACCESS RECOVERY SOLUTIONS LLC			4	100%	4
UF HEALTH PATHOLOGY LABORATORIES			4	100%	4
CAREWELL 202			4	100%	4
NORTH OKALOOSA CLINIC CORP		1	3	75%	4
CVS TX8387POCT AUSTIN		4			4
MD NOW URGENT CARE - DELRAY WEST			4	100%	4
BARTON MEMORIAL HOSPITAL		3	1	25%	4
PEACEHEALTH LABORATORIES		3	1	25%	4
Kroger 125 - The Little Clinic Castle Rock		3	1	25%	4
CVS NC2313POCT RALEIGH		3	1	25%	4
GILCHRIST COUNTY HEALTH DEPT			4	100%	4
DEACONESS HOSPITAL			4	100%	4
FISHERMEN'S HOSPITAL			4	100%	4
DEPARTMENT OF PATHOLOGY ROME MEMORIAL		3	1	25%	4
MEDEXPRESS URGENT CARE - LOGAN		4			4
BIOTEST PLASMA CENTER		4			4
MD ANDERSON			4	100%	4

# COVID-19: testing by laboratory

Data through Mar 11, 2021 verified as of Mar 12, 2021 at 09:25 AM

Data in this report are provisional and subject to change.

The numbers in the table below represent the number of Florida and non-Florida residents for whom test results were received by the Department of Health. A person can be tested by more than one laboratory and can have both positive and negative results. **Therefore, the sum of the numbers in each column will be larger than the total number of people tested.**

Reporting lab	Inconclusive	Negative	Positive	Percent positive	Total
CVS PA813POCT RICHBORO		4			4
ARLINGTON OF NAPLES INC, THE		4			4
SANFORD SOUTH UNIVERSITY		4			4
THE RETREAT AT PORT ORANGE			4	100%	4
OHIO CVS STORES		3	1	25%	4
Crowne Health Care of Montgomery		4			4
FCHC (OB)-DARWIN SQUARE CTR.			4	100%	4
SunTerrace Health Care Center		3	1	25%	4
PRINCETON BMC LABORATORY		4			4
RIVER CITY MEDICAL ASSOCIATES INC			4	100%	4
REFUGE A HEALING PLACE, THE			4	100%	4
CVS MA394POCT SEEKONK		4			4
COVENIENT CARE MEDICAL CLINIC			4	100%	4
HCR ManorCare Greentree		4			4
HENDRY/GLADES COUNTY HEALTH DEPARTMENT		3	1	25%	4
MEDEXPRESS URGENT CARE - WALDORF, CRAIN HWY		4			4
WESLEY CHAPEL INTERNAL MEDICINE AND PEDIATRICS			4	100%	4
INTERMARKET FACILITY			4	100%	4
CORTLAND REGIONAL MEDICAL CENTER		4			4
PHYSICIANS QUALITY CARE			4	100%	4
MEDEXPRESS - NEW CASTLE, DUPONT HWY		4			4
LOUISIANA DEPT. OF HEALTH AND HOSPITALS-INFECTIOUS DISEASE EPI SECTION			4	100%	4
WYOMING PUBLIC HEALTH LAB			4	100%	4
PORT ORANGE NURSING & REHAB			4	100%	4
BAYLOR ESOTERIC AND MOLECULAR LAB			4	100%	4
ManorCare Health Services Camp Hill		4			4
DEPARTMENT OF HEALTH AND HUMAN SERVICES		2	2	50%	4
HARBORCHASE OF VILLAGES CROSSING			4	100%	4
BELLIN HEALTH LAB		1	3	75%	4
MINUTECLINIC DIAGNOSTIC OF VIRGINIA, LLC #1656		4			4
MINUTECLINIC, LLC #1452		4			4
CVS IN5696POCT FORT WAYNE		4			4
MINUTECLINIC DIAGNOSTIC OF WISCONSIN, LLC		4			4
FLORIDA MEDICAL CLINIC -INTERNAL MED DADE CITY			4	100%	4
RML PHARMACY PC		4			4
LPG COCONUT POINT - FAMILY/ INTERNAL MEDICINE		4			4
MASSASHUSETTS STATE LAB INSTITUTE		1	3	75%	4
ADVENTHEALTH MEDICAL GROUP PEDIATRICS		1	3	75%	4
Millennium Nursing & Rehab Center		4			4
GASTROENTEROLOGY ASSOC OF PENSACOLA, PA		2	2	50%	4
MINUTE CLINIC DIAGNOSTIC OF VIRGINIA, LLC #7543		4			4
MINUTECLINIC DIAG OF IND, LLC #8645		4			4
WALGREENS #07034		4			4
STEBEN COUNTY PUBLIC HEALTH		4			4
MINUTECLINIC DIAG OF IND, LLC #6472		4			4
CVS NC5532POCT SUMMERFIELD		4			4

# COVID-19: testing by laboratory

Data through Mar 11, 2021 verified as of Mar 12, 2021 at 09:25 AM

Data in this report are provisional and subject to change.

The numbers in the table below represent the number of Florida and non-Florida residents for whom test results were received by the Department of Health. A person can be tested by more than one laboratory and can have both positive and negative results. **Therefore, the sum of the numbers in each column will be larger than the total number of people tested.**

Reporting lab	Inconclusive	Negative	Positive	Percent positive	Total
L3HARRIS FAMILY MEDICAL CENTER			4	100%	4
CAREWELL URGENT CARE			4	100%	4
ELIZABETH CITY HEALTH & REHABILITATION		4			4
AIREVAC INTERNATIONAL		4			4
HEALTHY MINORS PEDIATRIC URGENT CARE		4			4
MINUTECLINIC DIAG OF IND LLC #1367		4			4
MEDEXPRESS - WILMINGTON CONCORD PIKE		3	1	25%	4
DYNACARE LABORATORIES			4	100%	4
OCALA REGIONAL KIDNEY CENTER EAST		2	2	50%	4
MORGAN STANLEY HEALTH CENTER		4			4
CVS IL8751POCT CHICAGO		4			4
INDUSTRY LAB DIAGNOSTIC PARTNERS			4	100%	4
Mill Valley Care Center		4			4
CHIEFLAND MEDICAL CENTER			4	100%	4
MEDICAL CENTER ENTERPRISE			4	100%	4
CLINICAL ASSOCIATES OF ORLANDO LLC		4			4
FLORIDA HEALTH CARE PLANS STIRLING CENTER			4	100%	4
GENUS DIAGNOSTICS			4	100%	4
MINUTECLINIC DIAGNOSTIC OF NORTH CAROLINA PC #7054		3	1	25%	4
MEDEXPRESS URGENT CARE - TEAYS VALLEY		3	1	25%	4
CVS MINUTE CLINIC DIAGNOSTIC OF TEXAS		3	1	25%	4
CLINICAL PATHOLOGY LABORATORIES			4	100%	4
CVS GA2841POCT LAWRENCEVILLE		4			4
ADVANCED PEDIATRICS OF BOCA LLC			4	100%	4
CVS NJ836POCT RUNNEMEDE		4			4
MAINE DEPARTMENT OF HEALTH AND HUMAN SERVICES			4	100%	4
REELFOOT FAMILY WALK IN CLINIC		3	1	25%	4
ST PETE DIRECT PRIMARY CARE		2	2	50%	4
Bon Secours Place		3	1	25%	4
MINUTECLINIC DIAGNOSTIC OF SC, LLC #4		4			4
CVS SC2269POCT COLUMBIA		3	1	25%	4
ENCOMPASS HOME HEALTH		4			4
CVS NC3853POCT BURLINGTON		4			4
ROAN DRUG COMPANY LLC		4			4
CENTERPLACE HEALTH, INC			4	100%	4
PHYSICIANS IMMEDIATE CARE AURORA			4	100%	4
ELDER ALTERNATIVES INC		3	1	25%	4
CELAL GUROL ERBAY, MD			4	100%	4
COMPREHENSIVE CLINICAL RESEARCH, LLC			4	100%	4
MEDEXPRESS URGENT CARE - MOUNTAIN HOME		3	1	25%	4
BETHPAGE EXTENDED HOURS CENTER		4			4
MINUTECLINIC DIAG OF IND LLC #6840		4			4
CLINICAL LABORATORIES OF THE BUFFALO		3	1	25%	4
AHC of McKenzie		4			4
PRIMECARE		2	2	50%	4
UNION CITY MANOR NURSING CENTER		4			4

# COVID-19: testing by laboratory

Data through Mar 11, 2021 verified as of Mar 12, 2021 at 09:25 AM

Data in this report are provisional and subject to change.

The numbers in the table below represent the number of Florida and non-Florida residents for whom test results were received by the Department of Health. A person can be tested by more than one laboratory and can have both positive and negative results. **Therefore, the sum of the numbers in each column will be larger than the total number of people tested.**

Reporting lab	Inconclusive	Negative	Positive	Percent positive	Total
WEXFORD HEALTH SOURCES INC		4			4
Kroger 124 - The Little Clinic University		3	1	25%	4
FLORENCE - HUNTSVILLE HOSPITAL URGENT CARE		3	1	25%	4
FLORIDA HEART AND VASCULAR			4	100%	4
LUVERNE HEALTH AND REHABILITATION		4			4
CVS NC7213POCT MATTHEWS		4			4
REHABILITATION CENTER OF WINTER PARK,THE			4	100%	4
CVS MI8049POCT WATERFORD		3	1	25%	4
SOUTHEASTERN REGIONAL MEDICAL CENTER			4	100%	4
MEDEXPRESS URGENT CARE - TULSA, S YALE AVE		4			4
NORTHERN MICHIGAN UNIVERSITY ATHLETICS		4			4
PINELLAS POINT NURSING AND REHAB			4	100%	4
MEDEXPRESS URGENT CARE PLEASANT HILLS		3	1	25%	4
MEDEXPRESS URGENT CARE - FREDERICK		4			4
MEMORIAL HEALTHCARE SYSTEM		1	3	75%	4
CVS NV9841POCT RENO		2	2	50%	4
CVS GA7064POCT STOCKBRIDGE		4			4
OMNICARE PHARMACY OF TEXAS 1		4			4
BENEVA LAKES HEALTHCARE & REHAB CENTER			4	100%	4
MEDEXPRESS URGENT CARE, FAIRMONT		4			4
MINUTE-CLINIC DIAGNOSTIC OF VIRGINIA,		4			4
HUNT CLUB MEDICAL CARE			4	100%	4
FHCP - ORMOND BEACH			4	100%	4
HAMPTON ALF AT 24TH ROAD LLC			4	100%	4
VIDANT MEDICAL CENTER			4	100%	4
DTR LABS		3	1	25%	4
MINUTECLINIC DIAGNOSTIC OF KANSAS PA		4			4
ACCENT PHYSICIAN SPECIALISTS PA		4			4
WOMEN'S CARE FLORIDA, LLC		4			4
LIFEHOPE LABS			4	100%	4
GUTHRIE MEDICAL GROUP - CORNING		3	1	25%	4
INFINITI LABS INC			4	100%	4
Kroger 752 - The Little Clinic Central Station		3	1	25%	4
CVS IN6713POCT BLOOMINGTON		4			4
MOBIL LAB FOR ALL INC		3			3
Kroger 186 - The Little Clinic Holiday Manor		2	1	33%	3
INTERNAL MEDICINE & PEDIATRICS WELLNESS CENTER			3	100%	3
WINDER NURSING INC DBA WINDER HEALTH CARE		3			3
TIEHH BIOTERRORISM RESPONSE LAB			3	100%	3
CLEARWATER		2	1	33%	3
PROHEALTH PRIMARY CARE - GLEN OAKS		3			3
OPENTRONS PRL		2	1	33%	3
INSPIRA MEDICAL CENTER VINELAND LAB		2	1	33%	3
LAURELLWOOD NURSING CENTER		1	2	67%	3
NONA PEDIATRIC CENTER			3	100%	3
AKRON GENERAL MEDICAL CENTER MAIN		3			3

# COVID-19: testing by laboratory

Data through Mar 11, 2021 verified as of Mar 12, 2021 at 09:25 AM

Data in this report are provisional and subject to change.

The numbers in the table below represent the number of Florida and non-Florida residents for whom test results were received by the Department of Health. A person can be tested by more than one laboratory and can have both positive and negative results. **Therefore, the sum of the numbers in each column will be larger than the total number of people tested.**

Reporting lab	Inconclusive	Negative	Positive	Percent positive	Total
CVS MO10053POCT SAINT PETERS		3			3
TAYLOR MANOR		1	2	67%	3
MALABAR FAMILY PRACTICE		1	2	67%	3
Maryfield Inc. dba Pennybyrn		3			3
LEXINGTON MEDICAL CENTER		1	2	67%	3
HOPE HEALTH CARE, LLC		3			3
MEDICAL UNIVERSITY SC HOSPITAL			3	100%	3
AMI ST FRANCIS HOSPITAL LABORATORY		2	1	33%	3
SISD EMPLOYEE HEALTH CLINIC			3	100%	3
SURETOX LABORATORY LLC		2	1	33%	3
PROVIDENCE LABORATORY SERVICES		3			3
CVS MA594POCT FALMOUTH		3			3
OHIO DEPARTMENT OF HEALTH LABORATORY		2	1	33%	3
MENORAH MANOR			3	100%	3
BOLING, STEPHANIE		3			3
DOCTOR 4 U CLINIC		1	2	67%	3
MINUTECLINIC LLC #5176			3	100%	3
HOMELAND CENTER		3			3
NORTHWEST FLORIDA CLINICAL LAB		1	2	67%	3
PEDIATRICS BY THE SEA JOG RD OFFICE			3	100%	3
NDX-CORE LAB			3	100%	3
SCHIFF CENTER FOR LIVER DISEASES		1	2	67%	3
NORTHCREST MEDICAL CENTER		1	2	67%	3
ADVENT HEALTH MEDICAL GROUP FAMILY MEDICINE			3	100%	3
EXPEDIAN URGENT CARE			3	100%	3
JOHNNIE RUTH CLARKE LAB			3	100%	3
SCRIPPS CLINIC MEDICAL			3	100%	3
FLORIDA GASTROENTEROLOGY ASSOCIATES PA		3			3
NORTH CAROLINA DEPT OF HEALTH & HUMAN SRVCS STATE LAB OF PUBLIC HEALTH			3	100%	3
MEDEXPRESS URGENT CARE - WHEELING		2	1	33%	3
CENTRAL JERSEY URGENT CARE OF BROWN MI		3			3
Kroger 387 - The Little Clinic Hubbards Lane		3			3
YATES COUNTY PUBLIC HEALTH		3			3
NEMOURS CHILDRENS PRIMARY CARE MAITLAND			3	100%	3
PEDIATRICS AND ADOLESCENT MEDICINE		2	1	33%	3
ACCESS HEALTH CARE		2	1	33%	3
Kroger 388 - The Little Clinic Braelinn Village		3			3
MARRA'S PHARMACY		3			3
Hunterdon Medical Center Laboratory		3			3
Concordia Village of Tampa			3	100%	3
ADVANCED URGENT CARE CENTER OF THE UPPER KEYS		1	2	67%	3
EAST NAPLES PEDIATRICS			3	100%	3
BEEBE MEDICAL CENTER LABORATORY		3			3
COOPER UNIVERSITY HOSPITAL LABORATORY		2	1	33%	3
COVID PROCESSING SITE			3	100%	3
AZALEALAND NURSING HOME		3			3

# COVID-19: testing by laboratory

Data through Mar 11, 2021 verified as of Mar 12, 2021 at 09:25 AM

Data in this report are provisional and subject to change.

The numbers in the table below represent the number of Florida and non-Florida residents for whom test results were received by the Department of Health. A person can be tested by more than one laboratory and can have both positive and negative results. **Therefore, the sum of the numbers in each column will be larger than the total number of people tested.**

Reporting lab	Inconclusive	Negative	Positive	Percent positive	Total
BRADENTON PHYSICIAN MEDICAL CENTER			3	100%	3
DOCTORS HOSPITAL RENAISSANCE			3	100%	3
OPTUM PRIMARY CARE - SILVER LAKES			3	100%	3
VIRTUA MEMORIAL HOSPITAL BURLINGTON COUNTY		1	2	67%	3
ANN STORCK CENTER INC		3			3
EXCEL URGENT CARE OF NJ, LLC		1	2	67%	3
WELLSTAR KENNESTONE HOSPITAL			3	100%	3
COVENANT PEDIATRICS		1	2	67%	3
BAYSIDE URGENT CARE CENTER INC			3	100%	3
NASSAU COUNTY HEALTH DEPARTMENT-FERNANDINA BEACH C		3			3
MEDEXPRESS URGENT CARE - FORT SMITH		3			3
Bethany Health and Rehab		3			3
CGH MEDICAL CENTER			3	100%	3
MARION COUNTY FIRE RESCUE		3			3
AFFORDABLE PRIMARY CARE LLC		3			3
BNC Medical Investors, LLC Berrien Nursing & Rehabilitation Center		3			3
MAYO		1	2	67%	3
Village on the Green			3	100%	3
MARTHA A PRICE MD PA		1	2	67%	3
CVS SC5471POCT LEXINGTON		2	1	33%	3
LAHEY CLINIC MEDICAL CENTER			3	100%	3
CVS OH2518POCT COLUMBUS		2	1	33%	3
Marian Manor, Inc		3			3
CAMPAZZI CONCIERGE MEDICAL SERVICES		2	1	33%	3
EXETER HOSPITAL		3			3
Lakeview Village		3			3
SUMMIT MEDICAL GROUP - WEST ORANGE		3			3
JUPITER INTERNAL MEDICINE AND ASSOCIATES			3	100%	3
SSM HEALTH ST LOUIS MICROBIOLOGY LABORATORY		1	2	67%	3
CVS IN6757POCT COLUMBUS		3			3
SPRING LAKE REHABILITATION CENTER			3	100%	3
PRISMA HEALTH MIDLANDS			3	100%	3
CENTRAL JERSEY URGENT CARE		3			3
CVS PA1657POCT YORK		2	1	33%	3
PANCARE HEALTH - FRANKLIN CO			3	100%	3
GREENTREE MEDICAL CENTER			3	100%	3
Kroger 758 - The Little Clinic Providence		3			3
BAPTIST PRIMARY CARE, INC.		2	1	33%	3
CVS SC5550POCT CLOVER		2	1	33%	3
MARYLAND STATE DEPT OF HEALTH	2		1	33%	3
ADVANCED PEDIATRICS			3	100%	3
MINUTECLINIC DIAG OF IND, LLC #5369		2	1	33%	3
BRIGHAM AND WOMEN'S HOSPITAL			3	100%	3
MEDEXPRESS-HOUSTON EAST FWY		1	2	67%	3
SUNDALE NURSING HOME		3			3
CVS IL4778POCT EVANSTON		3			3

# COVID-19: testing by laboratory

Data through Mar 11, 2021 verified as of Mar 12, 2021 at 09:25 AM

Data in this report are provisional and subject to change.

The numbers in the table below represent the number of Florida and non-Florida residents for whom test results were received by the Department of Health. A person can be tested by more than one laboratory and can have both positive and negative results. **Therefore, the sum of the numbers in each column will be larger than the total number of people tested.**

Reporting lab	Inconclusive	Negative	Positive	Percent positive	Total
MINUTECLINIC DIAGNOSTIC OF MICHIGAN, P		3			3
Kroger 093 - The Little Clinic Stapleton		2	1	33%	3
MEDEXPRESS URGENT CARE- COLUMBIA HEIGH		3			3
BROOKDALE OAKBRIDGE		1	2	67%	3
MINNEOLA PLACE A HOMEBRIDGE COMMUNITY		3			3
Walgreens #5984		3			3
ROANE MEDICAL CENTER		2	1	33%	3
BRANDON REGIONAL EMERGENCY CTR			3	100%	3
MED FUSION			3	100%	3
BROOKDALE WEST BOYNTON BEACH		3			3
H/L of WESt ASHley Rhabilitation and Nursing Center		3			3
SPARROW CENTRAL LAB			3	100%	3
UHEALTH JACKSON URGENT CARE - CUTLER BAY		1	2	67%	3
Atlanta VAMC		2	1	33%	3
Magnolia Health and Rehab Center			3	100%	3
CELEBRATION PRIMARY CARE ASSOCIATES LLC		3			3
CLINICA HISPANIA			3	100%	3
EAST TENNESSEE CHILDREN'S HOSPITAL		2	1	33%	3
MPG JACKSONVILLE ATLANTIC BLVD		1	2	67%	3
HARBORCHASE OF GAINESVILLE			3	100%	3
QHG OF ENTERPRISE INC (DBA MEDICAL CTR		3			3
ORCHID COVE DAYTONA			3	100%	3
GAINESVILLE PEDIATRIC ASSOCIATES			3	100%	3
US SPECIALTY LABS			3	100%	3
CVS NC7548POCT FUQUAY VARINA		2	1	33%	3
LIFE CARE CENTER OF SKAGIT VALLEY		3			3
ASPEN VALLEY HOSPITAL			3	100%	3
PREMIER PEDIATRICS			3	100%	3
UNIVERSITY OF KANSAS MEDICAL CENTER			3	100%	3
Kroger 522 - The Little Clinic Gahanna		2	1	33%	3
CVS MO4850POCT SPRINGFIELD		3			3
BAPTIST HOSPITAL NURSING/PATIENT CARE			3	100%	3
THOMAS LANGLEY			3	100%	3
LITTLE SPURS PEDIATRIC URGENT CARE		1	2	67%	3
GARCIA MORALES NELSON			3	100%	3
WALGREENS NO 19542		3			3
VELOCITY CARE			3	100%	3
2412 LEBANON PIKE		2	1	33%	3
TMH PHYSICIAN PARTNERS BLOUNTSTOWN			3	100%	3
QUALITY LABORATORY SERVICE		2	1	33%	3
GONZALEZ MD AND ASWAD MD HEALTH SERVICES			3	100%	3
Kroger 635 - The Little Clinic Dacula		3			3
FLORIDA HOSPITAL LABORATORIES		3			3
ORLANDO FAMILY PHYSICIANS INC			3	100%	3
CAPTIAL REGIONAL MEDICAL CENTER			3	100%	3
RELiance MEDICAL CENTER		1	2	67%	3

# COVID-19: testing by laboratory

Data through Mar 11, 2021 verified as of Mar 12, 2021 at 09:25 AM

Data in this report are provisional and subject to change.

The numbers in the table below represent the number of Florida and non-Florida residents for whom test results were received by the Department of Health. A person can be tested by more than one laboratory and can have both positive and negative results. **Therefore, the sum of the numbers in each column will be larger than the total number of people tested.**

Reporting lab	Inconclusive	Negative	Positive	Percent positive	Total
LEGACY ER AND URGENT CARE			3	100%	3
ALL4KIDZ PEDIATRICS LLC		2	1	33%	3
MT CARMEL PHARMACY INC		3			3
SARASOTA PERSONAL MEDICINE		2	1	33%	3
Greystone Health Care Center		3			3
UNIVERSITY OF MICHIGAN		2	1	33%	3
LEE MEMORIAL HOSPITAL BLOOD GAS LAB			3	100%	3
SEWALLS POINT PHARMACY INC		2	1	33%	3
CVS PA1074POCT KENNETT SQUARE		3			3
ESCO DRUG CO INC		3			3
CROSSVILLE MEDICAL GROUP		1	2	67%	3
STRINGFELLOW MEMORIAL HOSPITAL		3			3
MEDEXPRESS URGENT CARE-ARLINGTON		2	1	33%	3
BAYCARE MEDICAL GROUP, INC		3			3
BOONES CREEK URGENT CARE		1	2	67%	3
PROPATH			3	100%	3
HEALTHQUEST, INC		2	1	33%	3
SCIENTIFIC LABORATORY DIVISION			3	100%	3
MEDEXPRESS URGENT CARE - WEST ST PAUL, ROBERT ST S		3			3
MEDEXPRESS URGENT CARE NORWIN		3			3
BAPTIST OUTPATIENT SERVICES			3	100%	3
SOFTLAB			3	100%	3
CVS IN3975POCT JEFFERSONVILLE		2	1	33%	3
VICAR'S LANDING NURSING HOME		2	1	33%	3
CVS IL8753POCT CHICAGO		3			3
UNITY HEALTH AND REHABILITATION CENTER			3	100%	3
FLORIDA HOSPITAL PHYSICIANS GROUP		1	2	67%	3
VA PRIMARY CARE ANNEX			3	100%	3
MINUTECLINIC #2797		3			3
HEALGEN SCIENTIFIC			3	100%	3
MEDEXPRESS URGENT CARE GREENSBURG		2	1	33%	3
NEMOURS CHILDREN'S URGENT CARE			3	100%	3
WHOLE CHILD PEDIATRICS			3	100%	3
CTRS			3	100%	3
MEDEXPRESS URGENT CARE MARTINSBURG		2	1	33%	3
Kroger 768 - The Little Clinic Leestown Rd		2	1	33%	3
PHYSICIANS CARE INC		1	2	67%	3
CARESPOT-WELLINGTON			3	100%	3
THE OASIS BEACHSIDE		3			3
CLINICAL CARE CENTER, INC			3	100%	3
Good Samaritan Society - Fairfield Glade		3			3
ALLIANCE FOR MULTISPECIALTY RESEARCH		3			3
Cleveland Clinic Weston			3	100%	3
CVS MO8555POCT KANSAS CITY		3			3
SOUTH MIAMI HOSPITAL			3	100%	3
HAVEN CUSTEAD CARE CENTER			3	100%	3

# COVID-19: testing by laboratory

Data through Mar 11, 2021 verified as of Mar 12, 2021 at 09:25 AM

Data in this report are provisional and subject to change.

The numbers in the table below represent the number of Florida and non-Florida residents for whom test results were received by the Department of Health. A person can be tested by more than one laboratory and can have both positive and negative results. **Therefore, the sum of the numbers in each column will be larger than the total number of people tested.**

Reporting lab	Inconclusive	Negative	Positive	Percent positive	Total
MINUTE CLINIC LLC #1909		3			3
Rosedale Green		3			3
BLOOMIN BRANDS WELLNESS CENTER		2	1	33%	3
CABELL HUNTINGTON HOSPITAL CLINICAL LAB			3	100%	3
MANORCARE NURSING & REHABILITATION CENTER-NAPLES		3			3
BLACK STALLION WALK IN AND EXERCISE CLINICS LLC		1	2	67%	3
DEPARTMENT OF HEALTH AND HUMAN SERVICES DIVISION OF BEHAVIORAL HEALTH		1	2	67%	3
ST. LUKE'S HOSPITAL - BETHLEHEM CAMPUS		1	2	67%	3
LEESBURG COMMUNITY HEALTH CENTERS			3	100%	3
IMMERSION RESIDENTIAL LLC			3	100%	3
URGENT DOC - URGENT CARE CLINIC			3	100%	3
HEARTLAND - CHARLESTON OF HANAHAN SC,		3			3
CVS SC4286POCT EASLEY		2	1	33%	3
LINCOLN MEDICAL CENTER		3			3
GROVES CENTER			3	100%	3
BRENTWOOD SENIOR LIVING AT ST PETE			3	100%	3
PATHOLOGY REFERENCE LAB LLC			3	100%	3
CVS IL3163POCT OAK PARK		3			3
Kroger 448 - The Little Clinic Mason		3			3
FULGENT GENETICS HOUSTON		3			3
ADVENTHEALTH MEDICAL GROUP INTERNAL MEDICINE AT		1	2	67%	3
CVS GA5637POCT VILLA RICA		3			3
OLEAN GENERAL HOSPITAL		3			3
HELIX MEDICAL CENTERS		1	2	67%	3
MEDIC INFUSION PA		3			3
NORTHERN LIGHT LABORATORY		1	2	67%	3
Kroger 592 - The Little Clinic Alexander Plaza		2	1	33%	3
MEDEXPRESS URGENT CARE - RICHMOND, W BROAD ST		3			3
MONTEFIORE MEDICAL CENTER LABS MONTEFIORE		2	1	33%	3
ST LUKES HOSPITAL LABORATORY		2	1	33%	3
SEMINOLE FAMILY HEALTH CENTER		3			3
Medilodge of Montrose		3			3
VIRGINIA DEPARTMENT OF HEALTH DIVISION OF			3	100%	3
LEESBURG REGIONAL MEDICAL CENTER URGENT CARE			3	100%	3
WALGREENS #07502		3			3
RUSSELL SAGE COLLEGE WELLNESS CENTER		3			3
BETTERMED URGENT CARE			3	100%	3
NASSAU COUNTY HEALTH DEPARTMENT		3			3
NYC PUBLIC HEALTH LABS			3	100%	3
FRESENIUS KIDNEY CARE			3	100%	3
VILLAGES HEALTH, THE		3			3
SOUTH LAKE FAMILY HEALTH CENTER			3	100%	3
CVS PHARMACY INC DBA CVS/PHARMACY #10908		3			3
CVS KY4779POCT LOUISVILLE		2	1	33%	3
QUEST DIAGNOSTICS CLINICAL LABORATORIES INC		2	1	33%	3
EVIVIA		3			3

# COVID-19: testing by laboratory

Data through Mar 11, 2021 verified as of Mar 12, 2021 at 09:25 AM

Data in this report are provisional and subject to change.

The numbers in the table below represent the number of Florida and non-Florida residents for whom test results were received by the Department of Health. A person can be tested by more than one laboratory and can have both positive and negative results. **Therefore, the sum of the numbers in each column will be larger than the total number of people tested.**

Reporting lab	Inconclusive	Negative	Positive	Percent positive	Total
CVS PA5241POCT CHALFONT		3			3
SAVANNAH COVE		3			3
DEPARTMENT OF HEALTH AND ENVIRONMENTAL CONTROL			3	100%	3
CVS SC1540POCT MYRTLE BEACH		2	1	33%	3
INTERNAL MEDICINE AND WOUND CARE SPECIALIST LLC		3			3
JOSEPH SCHENKER MD PC		3			3
THE PATHOLOGY LABORATORY		1	2	67%	3
Kroger 627 - The Little Clinic Castleberry		2	1	33%	3
WEST TN HEALTH MED NORTH		3			3
CHIPOLA QUICK CARE			3	100%	3
CUMBERLAND MEDICAL CENTER INC		3			3
PUBLIC HEALTH TRUST OF MIAMI DADE COUNTY			3	100%	3
CANOPY PEDIATRICS		3			3
ORLANDO AIRPORT DIALYSIS		3			3
MEDEXPRESS URGENT CARE - WAXAHACHIE, N HIGHWAY 77		1	2	67%	3
MINUTECLINIC, LLC #07852		3			3
HIALEAH SHORES NURSING AND		2	1	33%	3
TRUE HEALTH - LAKE UNDERHILL		3			3
LPG PEDIATRICS AT LEHIGH ACRES		2	1	33%	3
CVS MA1095POCT AMHERST		3			3
SKYLINE UROLOGY		3			3
ALABAMA DEPT PUBLIC HEALTH			3	100%	3
CLINICAL CARE ASSOCIATES, INC			3	100%	3
HEPATOLOGY DIAGNOSTIC LAB			3	100%	3
WINDSOR AT OCALA		2	1	33%	3
MONTANA PUBLIC HEALTH LAB			3	100%	3
STEAMBOAT EMERGENCY CENTER			3	100%	3
CVS IN6605POCT INDIANAPOLIS		2	1	33%	3
TIFTON CARECONNECT URGENT CARE			3	100%	3
CVS OH6123POCT CINCINNATI		2	1	33%	3
MEDICAL CITY DALLAS HOSPITAL			3	100%	3
CHILDRENS CLINIC			3	100%	3
LOCH HAVEN PEDIATRICS			3	100%	3
CVS SC4122POCT TAYLORS		3			3
NEWSTAR MEDICAL LABORATORIES		3			3
PINELLAS PARK HEALTH CENTER - PINELLAS CHD		1	2	67%	3
LRHS Florida Poly Tech		3			3
WEST COCOA PHARMACY			3	100%	3
LEE CONVENIENT CARE AT SUMMERLIN			3	100%	3
HILLVIEW LABORATORY			3	100%	3
NYU WINTHROP LABORATORY		3			3
SEACOAST PATHOLOGY PROFESSIONAL ASSOC		3			3
FAMILY TREE MEDICAL GROUP PA		2	1	33%	3
BAPTIST PRIMARY CARE FERNANDINA BEACH			3	100%	3
CVS PA1379POCT LANSDALE		3			3
MINUTECLINIC DIAGNOSTIC OF WISCONSIN,		3			3

# COVID-19: testing by laboratory

Data through Mar 11, 2021 verified as of Mar 12, 2021 at 09:25 AM

Data in this report are provisional and subject to change.

The numbers in the table below represent the number of Florida and non-Florida residents for whom test results were received by the Department of Health. A person can be tested by more than one laboratory and can have both positive and negative results. **Therefore, the sum of the numbers in each column will be larger than the total number of people tested.**

Reporting lab	Inconclusive	Negative	Positive	Percent positive	Total
NORTH NAPLES HOSPITAL RESPIRATORY THERAPY DEPARTMENT			3	100%	3
ACL LABORATORIES INDUSTRIAL TOXICOLOGY			3	100%	3
SOLERA SPECIALTY PHARMACY LLC		2	1	33%	3
SOFTCELL L-FORM LABORATORIES, LLC			3	100%	3
YORK HOSPITAL - LABORATORY			3	100%	3
PATIENT FIRST - ALLENTOWN			3	100%	3
CVS OH10893POCT PARMA		2	1	33%	3
MINUTE-CLINIC DIAGNOSTIC OF VIRGINIA, LLC #3949		3			3
HALIFAX HEALTH CARE FOR WOMEN		3			3
ALOHA HOME CARE LLC DBA ACCENTCARE HOME HEALTH OF		3			3
ST VINCENTS AMBULATORY CARE INC		1	2	67%	3
MEDEXPRESS URGENT CARE - NORTH LITTLE		2	1	33%	3
PROMPT CARE OF CENTRAL FLORIDA LLC			3	100%	3
FLAGLER FAMILY MEDICINE PA			3	100%	3
Fort Gaines Health and Rehab		3			3
LEVY COUNTY DEPT. OF PUBLIC SAFETY		1	2	67%	3
IOWA DEPARTMENT OF PUBLIC HEALTH			3	100%	3
ADVANCED MEDICAL RESEARCH CENTER LLC			3	100%	3
CENTURY LINK SPORTS COMPLEX			3	100%	3
PARADISE VILLA ALF INCORPORATED		3			3
HELIX LW UC		1	2	67%	3
HARBORCHASE OF STUART			3	100%	3
24TH WEAPONS OF MASS DESTRUCTION - CIVIL SUPPORT		3			3
Wynfield Park Health and Rehabilitation		3			3
MINUTECLINIC DIAG OF IND, LLC #6483		1	2	67%	3
ADRIANA M CASTRO MD PA		3			3
CARENOW-LEBANON		1	2	67%	3
SHANDS AT LAKE SHORE LAB		1	2	67%	3
Westside Terrace		3			3
BLACKWATER RIVER			3	100%	3
CVS MD4371POCT OCEAN CITY		3			3
BROOKDALE SENIOR LIVING			3	100%	3
ERIE COUNTY PUBLIC HEALTH CLINICAL		3			3
NEMOURS CHILDRENS PRIMARY CARE HORIZON WEST			3	100%	3
CVS SC7334POCT LEXINGTON		3			3
COVANCE CLS			3	100%	3
FLORIDA LABORATORY ANALYSIS, LLC			3	100%	3
NC STATE LABORATORY OF PUBLIC HEALTH		3			3
GYN PATH SERVICES			3	100%	3
NEW YORK PHYSICIANS LLP		3			3
COASTAL SKIN SURGERY AND DERMATOLOGY PL		3			3
FELICIDAD MEDICAL CENTER INC			3	100%	3
KISSIMMEE URGENT CARE		3			3
ESTERO FIRE RESCUE		3			3
CVS NM8918POCT ALBUQUERQUE		3			3
BRITO MEDICAL CENTER		1	2	67%	3

# COVID-19: testing by laboratory

Data through Mar 11, 2021 verified as of Mar 12, 2021 at 09:25 AM

Data in this report are provisional and subject to change.

The numbers in the table below represent the number of Florida and non-Florida residents for whom test results were received by the Department of Health. A person can be tested by more than one laboratory and can have both positive and negative results. **Therefore, the sum of the numbers in each column will be larger than the total number of people tested.**

Reporting lab	Inconclusive	Negative	Positive	Percent positive	Total
ACM MEDICAL LABORATORY ALLIANCE		1	2	67%	3
MANATEE URGENT CARE LLC			3	100%	3
MEDFUSION		2	1	33%	3
BROOKDALE LAKE MARY			3	100%	3
QUATRACOR PLLC		3			3
LB Broen Home		3			3
ATLANTIC SURGERY CENTER OF JACKSONVILLE BEACH		3			3
CVS IN7653POCT EVANSVILLE		2	1	33%	3
SOUTH COUNTY MENTAL HEALTH CENTER INC			3	100%	3
CROWNE HEALTH CARE OF FORT PAYNE		2	1	33%	3
FIRST CARE - MIDDLESBORO			3	100%	3
HOUSTON METHODIST HOSPITAL			3	100%	3
CVS MINUTE CLINIC DIAGNOSTIC MED GRP		3			3
JS HEALTHCARE		2	1	33%	3
DOUGLASVILLE NURSING AND REHABILITATIO		3			3
MERCY HOSPITAL			3	100%	3
ALLIED PHYSICIANS GROUP PLLC		3			3
Bainbridge Health and Rehab		3			3
MEDEXPRESS URGENT CARE-CHIPPEWA		2	1	33%	3
UNIVERISTY OF MEMPHIS ATHLETIC TRAINI		3			3
CLARA MAASS TRANSITIONAL CARE UNIT		3			3
PREMIER FAMILY AND SPORTS MEDICINE		2	1	33%	3
NORTH DAKOTA DEPT OF HEALTH MICROBIOLOGY		1	2	67%	3
WELLMED AT APOLLO BEACH BLVD		1	2	67%	3
CVS RI326POCT NORTH SMITHFIELD		3			3
MUNSON MEDICAL CENTER			3	100%	3
MARQUESA MEDICAL		3			3
SUPER HEALTH PHARMACY LLC		3			3
WHITE EARTH IHS MAIN LAB		3			3
VA OUTPATIENT CLINIC-NEW PORT RICHEY			3	100%	3
ADVENTHEALTH SEBRING- INFECTION CONTROL DEPARTMENT			3	100%	3
MEDICAL SERVICES OF AMERICA HOME HEALTH		3			3
LOYOLA UNIVERSITY MEDICAL CENTER LABORATORY			3	100%	3
MINUTE CLINIC LLC #0169		3			3
NORTH BROWARD HOSPITAL DISTRICT HEALTHCARE FOR THE HOMELESS			3	100%	3
CVS PA2687POCT EXTON		3			3
NHC HealthCare, Cookeville		3			3
MINUTECLINIC DIAGNOSTIC OF NORTH CARO		3			3
NEBRASKA DEPARTMENT OF HEALTH AND HUMAN SERVICES			3	100%	3
CVS NJ837POCT MARLTON		3			3
ST. PETERSBURG PEDIATRICS- 38TH AVENUE			3	100%	3
MEDEXPRESS URGENT CARE, HERMITAGE		1	2	67%	3
AUSTIN PUBLIC HEALTH			3	100%	3
ST LUCIE COUNTY HEALTH DEPARTMENT		2	1	33%	3
SUN TERRACE HEALTH CARE CENTER			3	100%	3
ENCOMPASS HEALTH REHABILITATION OF ALTAMONTE			3	100%	3

# COVID-19: testing by laboratory

Data through Mar 11, 2021 verified as of Mar 12, 2021 at 09:25 AM

Data in this report are provisional and subject to change.

The numbers in the table below represent the number of Florida and non-Florida residents for whom test results were received by the Department of Health. A person can be tested by more than one laboratory and can have both positive and negative results. **Therefore, the sum of the numbers in each column will be larger than the total number of people tested.**

Reporting lab	Inconclusive	Negative	Positive	Percent positive	Total
NEW YORK STATE DEPARTMENT OF HEALTH		1	2	67%	3
MC DIAGNOSTIC OF CONNECTICUT, PC #114		3			3
CVS TX5877POCT PEARLAND		3			3
CAREHERE LLC			3	100%	3
BARONESS ERLANGER HOSPITAL		3			3
TARRANT COUNTY PUBLIC HEALTH		3			3
ADVANCED HEART CARE OF SOUTH FLORIDA		3			3
SUNCREST OMNI		3			3
ST JOSEPH'S HOSPITAL NORTH LABORATORY			3	100%	3
SIGNATURE CARE PFLUGERVILLE			3	100%	3
CALLE OCHO DIALYSIS			3	100%	3
MEDEXPRESS URGENT CARE - LEDGEWOOD		3			3
CVS NC3803POCT MOORESVILLE		3			3
CVS CA9721POCT ARCADIA		3			3
FHPG TAMPA PRIMARY CARE			3	100%	3
SKIPPACK MEDICAL LAB			3	100%	3
AVANTE INVERNESS		1	2	67%	3
PREMIER CLINICAL RESEARCH INSTITUTE INC			3	100%	3
MINUTECLINIC, LLC #05814		3			3
GO PATH LABORATORIES			3	100%	3
GENDERXPRESS/PICTURE ME PERFECT IMAGING			3	100%	3
APEX CLINICAL LABORATORIES INC		3			3
FIRST PHYSICIANS GROUP - LORRAINE CORNERS		3			3
SMOKY MOUNTAIN URGENT CARE AND FAMILY MEDICINE CENTER			3	100%	3
MINUTECLINIC DIAGNOSTIC OF NEW MEXICO LLC #7552		3			3
CVS MN6811POCT PLYMOUTH		3			3
CENTRAL FLORIDA INTERNAL OCCUPATIONAL AND		3			3
CVS PA2688POCT COLLEGEVILLE		3			3
FLORIDA MENTOR-POINT WEST CLUSTER		3			3
ONslow MEMORIAL HOSPITAL LABORATORY		3			3
DACH MAIN LAB			3	100%	3
CVS MA1852POCT MEDWAY		3			3
SANFORD MOBILE LAB			3	100%	3
Gracemore Nursing and Rehab		3			3
NHC HealthCare Anniston		3			3
MEDEXPRESS URGENT CARE, CHAMBERSBURG		2	1	33%	3
COMMUNITY MEDICAL CENTER			3	100%	3
TAMPA INTERNATIONAL AIRPORT			3	100%	3
CVS TN7144POCT BARTLETT		3			3
MEDEXPRESS URGENT CARE - LITTLE ROCK		2	1	33%	3
AIRPORT CLINIC			3	100%	3
320 S TRANSIT ST		3			3
MEDEXPRESS URGENT CARE-CLOQUET		3			3
Kroger 571 - The Little Clinic Hendersonville		1	2	67%	3
CVS CA9803POCT RIVERSIDE		3			3
CVS KS676POCT LAWRENCE		2	1	33%	3

# COVID-19: testing by laboratory

Data through Mar 11, 2021 verified as of Mar 12, 2021 at 09:25 AM

Data in this report are provisional and subject to change.

The numbers in the table below represent the number of Florida and non-Florida residents for whom test results were received by the Department of Health. A person can be tested by more than one laboratory and can have both positive and negative results. **Therefore, the sum of the numbers in each column will be larger than the total number of people tested.**

Reporting lab	Inconclusive	Negative	Positive	Percent positive	Total
TERRACE OF ST CLOUD, THE		2	1	33%	3
Englewood Health and Rehab			3	100%	3
WAL-MART STORES EAST LP		2	1	33%	3
NATURE COAST PRIMARY CARE LAB LLC			3	100%	3
MEDEXPRESS URGENT CARE, BELLE VERNON		3			3
COL CROSSROAD		1	2	67%	3
MICHIGAN HEALTH CLINIC LABORATORIES		2	1	33%	3
Broadview Multi-Care Center		3			3
NOVANT HEALTH PRESBYTERIAN		2	1	33%	3
ALLIANCE LABS @LRMC			3	100%	3
Kennedy University Hospital -Wash Twp L		3			3
FLORIDA DEPARTMENT OF HEALTH IN ALACHUA COUNTY -			3	100%	3
MEDICAL CENTER OF THE ROCKIES			3	100%	3
WYOMING DEPT OF HEALTH			3	100%	3
COMMUNICABLE DISEASE CONTROL/PUBLIC HEALTH EMERGENCY PREPAREDNESS			3	100%	3
CVS MINUTE CLINIC DIAGNOSTIC MED GRP OF CAL		3			3
HARBOUR'S EDGE		2	1	33%	3
ADVENT HEALTH - CENTRAL PASCO ER			3	100%	3
MINUTECLINIC # 21110		1	2	67%	3
MINUTECLINIC, LLC (CLINIC 10928)		3			3
WELLMED AT FORT PIERCE		1	2	67%	3
FAMILY FIRST PEDIATRICS			3	100%	3
PARRISH MEDICAL CENTER-WAIVED TESTING		3			3
ADVICE FOR OPTIMAL WELLNESS, INC			3	100%	3
RAPID CITY RUGENT CARE			3	100%	3
OWL NOW URGENT CARE			3	100%	3
MIDDLETON PEDIATRICS			3	100%	3
MID FLORIDA CLINICAL LABORATORY		2	1	33%	3
SERENADES BY SONATA		1	2	67%	3
MEADOWS AT CYPRESS GARDENS, THE		3			3
MURFREESBORO MEDICAL CLINIC		3			3
NORTH SHORE HOSP. INFECTION CONTROL			3	100%	3
CVS NJ715POCT WAYNE		3			3
DELAWARE PUBLIC HEALTH LABORATORY		1	2	67%	3
RICHMOND CITY DEPARTMENT OF PUBLIC HEALTH			3	100%	3
LIVINGSTON COUNTY DEPT OF HEALTH REPRO			3	100%	3
BROOME COUNTY HEALTH DEPARTMENT		2	1	33%	3
MIDWAY SPECIALTY CARE RX LLC		1	2	67%	3
TUFTS MEDICAL CENTER			3	100%	3
CENTRAL DUPAGE HOSPITAL			3	100%	3
CORTLAND COUNTY HEALTH DEPARTMENT		3			3
URGENT CARE OF THE SMOKIES			3	100%	3
GREATER MOBILE URGENT CARE - SPRINGHILL			3	100%	3
MINUTECLINIC, LLC #05891		2	1	33%	3
TAMPA		1	2	67%	3
SENTARA NORFOLK GENERAL HOSPITAL CENTRAL LAB			3	100%	3

# COVID-19: testing by laboratory

Data through Mar 11, 2021 verified as of Mar 12, 2021 at 09:25 AM

Data in this report are provisional and subject to change.

The numbers in the table below represent the number of Florida and non-Florida residents for whom test results were received by the Department of Health. A person can be tested by more than one laboratory and can have both positive and negative results. **Therefore, the sum of the numbers in each column will be larger than the total number of people tested.**

Reporting lab	Inconclusive	Negative	Positive	Percent positive	Total
SUNCOAST COMMUNITY HEALTH CENTERS INC		2	1	33%	3
LAKESIDE HOSPITAL BELLE GLADE			3	100%	3
ORLANDO REGIONAL HEALTH SERVICES		1	2	67%	3
MINUTECLINIC DIAGNOSTIC OF VIRGINIA, LLC		3			3
CCRX OF NORTH CAROLINA, LLC		2	1	33%	3
MEDEXPRESS URGENT CARE - WILKES BARRE		2	1	33%	3
VIRGINIA DIVISION OF CONSOLIDATED LABORATORIES			3	100%	3
OHIO HEALTH DOCTORS HOSPITAL			3	100%	3
CROSSROADS URGENT CARE PLLC		3			3
Sears Coastal Nursing and Rehab		3			3
CARENOW-ATASCOCITA			3	100%	3
MEDICAL CENTER OF CENTRAL GEORGIA			3	100%	3
GRADY MEMORIAL HOSPITAL/MICRO			3	100%	3
MINUTECLINIC DIAG OF IND, LLC #6553		3			3
ELITE PRIMARY CARE OF WAYCROSS			3	100%	3
WELL HEALTH LABS			2	100%	2
JEFFERSON WASHINGTON TOWNSHIP HOSPITAL		2			2
RAPID URGENT CARE - ALBANY			2	100%	2
ACCESS CARE MEDICAL GROUP LLC		2			2
PALM CITY NURSING AND REHAB CENTER			2	100%	2
RIVERVIEW MEDICAL CLINIC		2			2
CVS PHARMACY			2	100%	2
BELLIN HOSPITAL			2	100%	2
EXCEL URGENT CARE OF PARAMUS LLC		2			2
MINUTECLINIC DIAG OF IND, LLC #6250		2			2
COMMUNITY HEALTH CENTERS INC			2	100%	2
Cortland Acres Association		2			2
GOLISANO PEDIATRICS PORT CHARLOTTE HARBOR		2			2
CVS TX3292POCT WYLIE		2			2
WALGREENS #05477		2			2
VALLEY MEDICAL LABORATORY			2	100%	2
HOME CARE PHARMACY OF PALM COAST INC		2			2
MEDEXPRESS URGENT CARE - LAWRENCE		2			2
ATLANTIC DIAGNOSTICS			2	100%	2
SOUTHEAST GEORGIA HEALTH SYSTEM			2	100%	2
FLAGLER PROFESSIONAL HEALTH CAE SERVICES INC		2			2
Imboden Creek Living Center		2			2
BIONIC TECHNOLOGIES CORPORATION			2	100%	2
WEAKLEY COUNTY REHAB AND NURSING CENTER		2			2
CVS M05724POCT KANSAS CITY		2			2
CROSSTOWN PHARMACY		2			2
NEW BRIDGE MEDICAL CENTER		2			2
ATVIVO LLC		2			2
Delaware Court Healthcare Center		2			2
Piney Grove Nursing and Rehabilitation Center		2			2
CVS CT288POCT BRISTOL		2			2

# COVID-19: testing by laboratory

Data through Mar 11, 2021 verified as of Mar 12, 2021 at 09:25 AM

Data in this report are provisional and subject to change.

The numbers in the table below represent the number of Florida and non-Florida residents for whom test results were received by the Department of Health. A person can be tested by more than one laboratory and can have both positive and negative results. **Therefore, the sum of the numbers in each column will be larger than the total number of people tested.**

Reporting lab	Inconclusive	Negative	Positive	Percent positive	Total
RAINY LAKE MEDICAL CENTER			2	100%	2
LIFELINK OF FLORIDA		1	1	50%	2
GRANDVIEW COLLEGE STUDENT HEALTH CENTE		2			2
CVS CA9606POCT TEMECULA		2			2
FKC AMELIA ISLAND DIALYSIS			2	100%	2
AGILE URGENT CARE			2	100%	2
CHARLOTTE COUNTY HEALTH DEPARTMENT			2	100%	2
PALOS COMMUNITY HOSPITAL LABORATORY			2	100%	2
METROHEALTH SYSTEM			2	100%	2
CVS IN8669POCT INDIANAPOLIS		2			2
CVS PA7611POCT ALLISON PARK		2			2
MEDEXPRESS URGENT CARE - BROOKHAVEN		2			2
GULF COAST IMMEDIATE CARE CENTER		1	1	50%	2
GALEN BAYLOR EXTENSION		2			2
MEDEXPRESS URGENT CARE - LINCOLN VILLA		2			2
SPRINGFIELD HOSPITAL LABORATORY			2	100%	2
OAKMONT WEST- GREENVILLE SC		2			2
HAMILTON CHD		2			2
FIRST CHOICE MEDICAL PC			2	100%	2
THE HOSPITAL OF PROVIDENCE EMERGENCY ROOM			2	100%	2
Garden Isle Healthcare and Rehabilitation Center		2			2
ADVENTHEALTH MEDICAL GROUP PEDIATRICS AT APOPKA		2			2
ONE MEDICAL GROUP		1	1	50%	2
Kroger 550 - The Little Clinic Bellevue		2			2
MINUTE CLINIC DIAGNOSTIC OF VIRGINIA, LLC #6292		2			2
INSPIRIT SENIOR LIVING			2	100%	2
CVS AZ33POCT TEMPE		2			2
ROBERTS WESLEYAN COLLEGE HEALTH CENTE		2			2
MARINA ISLE ASSISTED LIVING		2			2
Willowbrooke Court at Country House		2			2
CVS SC2497POCT LEXINGTON		2			2
CROSSROADS			2	100%	2
Crowne Health Care of Greenville		2			2
HELEN HAYES HOSPITAL LABORATORY		2			2
GASTROENTEROLOGY ASSOCIATES			2	100%	2
MIDDLEBURG PEDIATRICS			2	100%	2
First Care Living Center/Essentia Health			2	100%	2
CVS OH4301POCT NORTHFIELD		2			2
CLEAR LAKE REGIONAL MEDICAL CENTER			2	100%	2
ONTARIO COUNTY PUBLIC HEALTH		2			2
JOHN D. ARCHBOLD MEM. HOSPITAL			2	100%	2
CONWAY MEDICAL CENTER			2	100%	2
RAJ K PAI MD PA			2	100%	2
COOK HOSPITAL AND CARE CENTER		1	1	50%	2
ADVENTHEALTH IMAGING LAKE NONA			2	100%	2
TWIN LAKES REHAB & HEALTHCARE		2			2

# COVID-19: testing by laboratory

Data through Mar 11, 2021 verified as of Mar 12, 2021 at 09:25 AM

Data in this report are provisional and subject to change.

The numbers in the table below represent the number of Florida and non-Florida residents for whom test results were received by the Department of Health. A person can be tested by more than one laboratory and can have both positive and negative results. **Therefore, the sum of the numbers in each column will be larger than the total number of people tested.**

Reporting lab	Inconclusive	Negative	Positive	Percent positive	Total
HAILE MEDICAL GROUP PA		2			2
BAPTIST HOSPITAL OF MIAMI MCI BROWARD LABORATORY			2	100%	2
NAVAL BRANCH MEDICAL CLINIC			2	100%	2
CLEARWATER PAIN MANAGEMENT ASSOCIATES			2	100%	2
ASCENSION ST VINCENT'S RIVERSIDE			2	100%	2
Sevierville Health and Rehabilitation		2			2
MIDDLE TENN MENTAL HEALTH INSTITUTE		2			2
DEPT OF HEALTH			2	100%	2
HCR MANOR CARE SERVICES OF FLORIDA III INC		2			2
FLORIDA SCHOOL FOR THE DEAF & BLIND			2	100%	2
SUNSHINE PHARMACY		2			2
RENFREW CENTERS INC		2			2
BAPTIST HEALTHCARE - LAKEVIEW CENTER INC		2			2
Timber Ridge Health Care Center			2	100%	2
CLEVELAND CLINIC IMAGING			2	100%	2
VANAYER HEALTHCARE AND REHAB CENTER		2			2
PALMS OF FT MYERS,THE			2	100%	2
BAYSTATE MEDICAL CENTER		1	1	50%	2
CVS NV8784POCT LAS VEGAS		1	1	50%	2
Kroger 672 - The Little Clinic Bill Kennedy & Glenwood		2			2
BAYLOR COLLEGE OF MEDICINE			2	100%	2
POMONA VALLEY COMMUNITY HOSPITAL			2	100%	2
CVS OH4300POCT STRONGSVILLE		2			2
MID AMERICA CLINICAL LABS			2	100%	2
MINUTECLINIC, DIAGNOSTIC OF TEXAS, LLC		2			2
JACKSONVILLE VA OPC			2	100%	2
PRIMARY CARE SERVICES AT EDGEWATER		2			2
IM&P WELLNES CENTER			2	100%	2
Kroger 596 - The Little Clinic Brentwood		2			2
UNIVERSITY OF TEXAS AT EL PASO, THE			2	100%	2
Kroger 519 - The Little Clinic Georgesville Square		2			2
J AND J VISTAKON EMPLOYEE HEALTH CENTER		1	1	50%	2
THE FOUNTAIN AT BOCA CIEGA BAY		2			2
CSS- TWELVE OAKS			2	100%	2
HEARTLAND HOME HEALTH CARE		2			2
COASTAL MEDICAL LAB			2	100%	2
Iowa Veterans Home		2			2
NORTH OKALOOSA PHYSICIAN GRP - WALK IN CLINIC			2	100%	2
JACKSON LABORATORY OF GENOMIC MEDICINE		2			2
CLINICAL CARE INC			2	100%	2
CVS TX8322POCT AUSTIN		2			2
Church Creek SNF			2	100%	2
Cedar Valley Nursing & Rehab Center		2			2
DOWN HOME MEDICAL			2	100%	2
HEALTH EXPRESS URGENT CARE			2	100%	2
DESERT HOSPITAL/CPHU CLINICAL LABORATORY			2	100%	2

# COVID-19: testing by laboratory

Data through Mar 11, 2021 verified as of Mar 12, 2021 at 09:25 AM

Data in this report are provisional and subject to change.

The numbers in the table below represent the number of Florida and non-Florida residents for whom test results were received by the Department of Health. A person can be tested by more than one laboratory and can have both positive and negative results. **Therefore, the sum of the numbers in each column will be larger than the total number of people tested.**

Reporting lab	Inconclusive	Negative	Positive	Percent positive	Total
MCLAREN REGIONAL MEDICAL CENTER			2	100%	2
AMERICAN MEDICAL LABORATORIES			2	100%	2
MAJESTIC GUARDIANS			2	100%	2
PRIMACARE MEDICAL LAKEWOOD			2	100%	2
BD MEDICAL SYSTEMS			2	100%	2
INTERMOUNTAIN MEDICAL CENTER			2	100%	2
LIFETIME FAMILY URGENT CARE			2	100%	2
WALGREENS #06583		2			2
ALVERNO CLINICAL LABORATORIES			2	100%	2
PAUL GRECO MD CONCIERGE MEDICAL SERVICES PL		2			2
HERNANDO CHILDREN'S			2	100%	2
COBLESKILL REGIONAL HOSPITAL		2			2
MELBOURNE URGENT CARE			2	100%	2
SOUTHERN SURGICAL ARTS		2			2
CARENOW LENEXA			2	100%	2
GULF COAST MEDICAL CENTER RESPIRATORY CARE			2	100%	2
UWMC MONTLAKE DEPT OF LAB MED			2	100%	2
EMERALD TRACE		2			2
WEST FLORIDA MEDICAL ASSOCIATES, PA			2	100%	2
Birchaven		2			2
Greystone Nursing and Rehab, LLC			2	100%	2
PRIMARY HEALTH CARE ASSOCIATES INC			2	100%	2
MEDEXPRESS URGENT CARE - SPRINGDALE, S 40TH STREET		2			2
ACCESS MEDICAL GROUP OF FLORIDA CITY			2	100%	2
APC PEDIATRICS			2	100%	2
MAWD PATHOLOGY GROUP			2	100%	2
Kroger 101 - The Little Clinic Hill Top		2			2
FIRST PREVENTION AND DIALYSIS CENTER LLC			2	100%	2
MEDSTAR HARBOR HOSPITAL			2	100%	2
Kroger 426 - The Little Clinic Suwanee		2			2
FHCP ASC - ORANGE CITY			2	100%	2
NEWTON MEMORIAL HOSPITAL		2			2
ST JOSEPH'S HOSPITAL INC			2	100%	2
Macon Valley Nursing and Rehabilitation Center		2			2
CROSSROADS URGENT CARE DBA URGENT TEA		2			2
Heartland Healthcare Center Boca Raton			2	100%	2
Kroger 130 - The Little Clinic Colorado Springs		2			2
CVS PA7132POCT THORNDALE		2			2
CHESTERFIELD HEALTHCARE GROUP, INC		2			2
CVS NH6596POCT HAMPTON		2			2
ACCESS MEDICAL GROUP OF TAMPA II, INC		2			2
MINUTECLINIC DIAGNOSTIC OF OHIO #5060		2			2
TWELVE OAKS RECOVERY CENTER			2	100%	2
HOUSTON HEALTH DEPARTMENT - BUREAU OF LABORATORY SERVICES			2	100%	2
MEASE COUNTRYSIDE HOSPITAL CARDIAC REH			2	100%	2
BROOKDALE ALTAMONTE SPRINGS			2	100%	2

# COVID-19: testing by laboratory

Data through Mar 11, 2021 verified as of Mar 12, 2021 at 09:25 AM

Data in this report are provisional and subject to change.

The numbers in the table below represent the number of Florida and non-Florida residents for whom test results were received by the Department of Health. A person can be tested by more than one laboratory and can have both positive and negative results. **Therefore, the sum of the numbers in each column will be larger than the total number of people tested.**

Reporting lab	Inconclusive	Negative	Positive	Percent positive	Total
BAYMEADOWS PRIMARY CARE		2			2
MEDEXPRESS URGENT CARE, LANCASTER WEST		1	1	50%	2
DELRAY BEACH HEALTH CENTER			2	100%	2
ASHLEY PEDIATRICS			2	100%	2
STAGES OF LIFE MEDICAL INSTITUTE			2	100%	2
EDGEWATER RETIREMENT MANOR			2	100%	2
PENSACOLA MEDICAL CLINIC LLC			2	100%	2
Huntington Health Care and Rehabilitation Center		2			2
BROOKSVILLE DIALYSIS			2	100%	2
CONCENTRA - PLANT CITY		2			2
LAKEVIEW HEALTH CARE SYSTEM LLC			2	100%	2
UNIVERSITY HEALTH SERVICES RIVER CAMPUS		2			2
ADVENTHEALTH IMAGING PARTIN SETTLEMENT			2	100%	2
CHILDREN'S MEDICAL CENTER-EAST ORLANDO			2	100%	2
RCA LABORATORY SERVICES LLC			2	100%	2
INTERNAL MEDICINE ASSOCIATES-DUNELLON			2	100%	2
BERNHARDT LABORATORIES INC			2	100%	2
STANFORD HEALTH CARE ANATOMIC PATHOLOGY & CLINICAL LAB			2	100%	2
METHODIST MANSFIELD MEDICAL CENTER			2	100%	2
BOND COMMUNITY HEALTH CENTER			2	100%	2
Cottage of the Shoals		2			2
Kroger 667 - The Little Clinic Litchfield Park		2			2
GULF COAST REGIONAL MEDICAL CARE		2			2
NORTHSIDE FAMILY MEDICINE AND URGENT CARE (EAST COBB)		2			2
ALL PEDIATRIC CARE PA			2	100%	2
HOME ACCESS HEALTH			2	100%	2
SUNCOAST BLOOD BANK			2	100%	2
CLEVELAND CLINIC FLORIDA LABORATORY			2	100%	2
INSPIRE HEALTHCARE CENTER			2	100%	2
Van Wert Manor		2			2
UC CORAL GABLES			2	100%	2
CVS M08581POCT BLUE SPRINGS		1	1	50%	2
The Palms Nursing and Rehabilitation		1	1	50%	2
LIFT HEALTH		2			2
Life Care Center of Elyria		2			2
UNIVERSTIY OF ILLINOIS HOSPITAL			2	100%	2
AMICUS MEDICAL CENTER LLC			2	100%	2
FLORIDA MEDICAL CLINIC, LLC			2	100%	2
EVERYBODY'S FAMILY CLINIC		2			2
MED-LAKE LABORATORY, LLC			2	100%	2
MEDEXPRESS URGENT CARE - WEXFORD		2			2
CHEROKEE COUNTY HEALTH AND REHAB CENTER		2			2
HEALTH PARTNERS REGIONAL HOSPITAL			2	100%	2
UHEALTH CORAL SPRINGS			2	100%	2
VAULT HEALTH			2	100%	2
POMERENE HOSPITAL			2	100%	2

# COVID-19: testing by laboratory

Data through Mar 11, 2021 verified as of Mar 12, 2021 at 09:25 AM

Data in this report are provisional and subject to change.

The numbers in the table below represent the number of Florida and non-Florida residents for whom test results were received by the Department of Health. A person can be tested by more than one laboratory and can have both positive and negative results. **Therefore, the sum of the numbers in each column will be larger than the total number of people tested.**

Reporting lab	Inconclusive	Negative	Positive	Percent positive	Total
CVS MA2125POCT NATICK		1	1	50%	2
HACKENSACK MERIDIAN URGENT CARE, PC		2			2
CPL LABS			2	100%	2
SWEDISH COVENANT HOSPITAL			2	100%	2
A+ URGENT/PRIMARY CARE			2	100%	2
LAWRENCE GENERAL HOSPITAL			2	100%	2
SKIN WELLNESS PHYSICIANS LLC		2			2
CARE ATC SUN HYDRAULICS TALLAVAST			2	100%	2
SPECTRUM HEALTH			2	100%	2
NEBRASKA MEDICAL CENTER			2	100%	2
CVS NJ2508POCT MANALAPAN		2			2
AFC PHYSICIANS OF FLORIDA, PA			2	100%	2
MERCY HEALTH LAB		1	1	50%	2
TMH PHYSICIAN PARTNERS MONTICELLO		1	1	50%	2
SOUTHERN BREEZE HEALTHCARE		1	1	50%	2
HEALTH GROUP CENTER INC			2	100%	2
F W HUSTON MEDICAL CENTER SENIOR LIVIN		2			2
FEDERAL CORRECTIONAL INSTITUTION MARIANNA			2	100%	2
SIGNAL DIAGNOSTICS DBA FLOWHEALTH LABS			2	100%	2
MEDEXPRESS URGENT CARE - SOUTH CHARLESTON		2			2
SPRINGHILL SENIOR RESIDENCE		2			2
Chatham Nursing and Rehab Center		2			2
SHELBYVILLE HOSPITAL COMPANY		2			2
APALACHEE CENTER INC		2			2
KEY WEST HMA PHYSICIAN MANAGEMENT, LLC			2	100%	2
GENETIC ASSAYS INC			2	100%	2
Kroger 020 - The Little Clinic Wheat Ridge		2			2
CVS MINUTE CLINIC #5836		2			2
AZALEA HEALTH AND REHABILITATION		2			2
NEW GEN LABS			2	100%	2
ORMOND BEACH URGENT CARE			2	100%	2
Walgreens #9278		2			2
UNIVERSITY HOSPITAL OF BROOKLYN		2			2
NIAGARA APOTHECARY INC		2			2
MILFORD REGIONAL HOSPITAL			2	100%	2
SHELL POINT HOME HEALTH			2	100%	2
SANTA ROSA COUNTY HEALTH DEPARTMENT			2	100%	2
WALKONCLINIC			2	100%	2
VA CBOC			2	100%	2
CVS IN6572POCT INDIANAPOLIS		2			2
TRUE HEALTH INC			2	100%	2
ADVENTHEALTH MEDICALGROUP PEDIATRICS AT ORLANDO		2			2
KIVA AT MOUNT DORA			2	100%	2
ADVANCED MEDICAL OF FLORIDA			2	100%	2
TENNESSEE VALLEY HCS			2	100%	2
WALGREENS #15495		1	1	50%	2

# COVID-19: testing by laboratory

Data through Mar 11, 2021 verified as of Mar 12, 2021 at 09:25 AM

Data in this report are provisional and subject to change.

The numbers in the table below represent the number of Florida and non-Florida residents for whom test results were received by the Department of Health. A person can be tested by more than one laboratory and can have both positive and negative results. **Therefore, the sum of the numbers in each column will be larger than the total number of people tested.**

Reporting lab	Inconclusive	Negative	Positive	Percent positive	Total
ManorCare Rehab Center of Marietta		2			2
AFC URGENT CARE/FARRAGUT			2	100%	2
THE EDGEWATER AND WATERMAN VILLAGE			2	100%	2
Georgiana Health and Rehabilitation, LLC		2			2
PM PEDIATRICS OF BAYSIDE PLLC - HOPEWELL JUNCTION		2			2
LACORP		1	1	50%	2
Walgreens #12427		1	1	50%	2
BAYCARE OUTREACH LAB			2	100%	2
BROOKS -TLC HOSPITAL SYSTEM			2	100%	2
MINUTECLINIC DIAGNOSTIC OF OHIO #6139		2			2
NIBHA MEDIRATTA MD PL			2	100%	2
JOHNSON CITY MEDICAL CENTER		1	1	50%	2
CIMA MEDICAL CENTER		1	1	50%	2
CATHOLIC HEALTH LABORATORY SERVICES		2			2
Lake Charles Healthcare LLC dba Landmark Lake Charles			2	100%	2
MEMORIAL HEALTH SYSTEM		1	1	50%	2
UNIVERSITY COMMUNITY HEALTH SERVICES		1	1	50%	2
Workmens Circle Multicare Center		2			2
UNIVERSITY OF MISSOURI HEALTH CARE			2	100%	2
GOUVERNEUR HOSPITAL LABORATORY		2			2
DASCENA LAB			2	100%	2
Kroger 441 - The Little Clinic Middletown		2			2
DELAWARE DIAGNOSTICS LABS			2	100%	2
OSF SAINT FRANCIS MEDICAL CENTER			2	100%	2
PruittHealth Lakehaven		2			2
ACN PHYSICIANS GROUP CORP			2	100%	2
PTC LABORATORIES			2	100%	2
GRACE HEALTHCARE OF LAKE WALES		1	1	50%	2
MEMORIAL SLOAN KETTERING CANCER CENTER		1	1	50%	2
Warren Center for Rehabilitation and Nursing		2			2
STUDENT HEALTH SERVICES			2	100%	2
INTEGRITY CLINICAL RESEARCH CENTER INC		1	1	50%	2
VITAL CARE CLINIC, LLC			2	100%	2
Kroger 686 - The Little Clinic Farragut		2			2
LEHIGH MEDICAL AND RESEARCH CENTER, INC			2	100%	2
MID-FLORIDA HEMATOLOGY AND ONCOLOGY CENTERS		2			2
Kroger 647 - The Little Clinic Newnan Crossings		1	1	50%	2
CDK LIBERTY ENTERPRISES, LLC		2			2
SOMA MEDICAL CENTER PA #3 GREENACRES			2	100%	2
Kroger 619 - The Little Clinic Hendersonville Indian Lake		2			2
MEDEXPRESS URGEN CARE - EAST BRUNSWICK		2			2
BAYCARE OUTREACH LAB WH SOUTH			2	100%	2
CVS MA920POCT CLINTON		2			2
CVS TX5807POCT PEARLAND		2			2
CENTRAL FLORIDA FAMILY HEALTH CENTER		2			2
PALM COAST DIALYSIS		2			2

# COVID-19: testing by laboratory

Data through Mar 11, 2021 verified as of Mar 12, 2021 at 09:25 AM

Data in this report are provisional and subject to change.

The numbers in the table below represent the number of Florida and non-Florida residents for whom test results were received by the Department of Health. A person can be tested by more than one laboratory and can have both positive and negative results. **Therefore, the sum of the numbers in each column will be larger than the total number of people tested.**

Reporting lab	Inconclusive	Negative	Positive	Percent positive	Total
CVS AZ10150POCT PHOENIX		2			2
WARE EXPRESS CARE			2	100%	2
CHI MEMORIAL PRIMARY CARE ASSOCIATES-A		2			2
BFT LAB			2	100%	2
WEST COAST PEDIATRICS			2	100%	2
EXCUSED ABSENCE PLLC		2			2
JOHN KNOX MANOR INC II		1	1	50%	2
PEACEHEALTH CENTRAL		2			2
MEMORIAL HOSPITAL WEST			2	100%	2
SARASOTA IMMEDIATE CARE			2	100%	2
ESCANDON DIAGNOSTIC CLINIC			2	100%	2
ARCPPOINT LABS OF ALTAMONTE SPRINGS			2	100%	2
UNIVERSITY OF MIAMI SCCC RESEARCH LABORATORY			2	100%	2
Camellia Gardens		2			2
VENETIAN GARDENS		2			2
ADVANTA ANALYTICAL LABORATORIES			2	100%	2
MEDEXPRESS URGENT CARE - CEDAR KNOLLS		2			2
PARKRIDGE MEDICAL CENTER			2	100%	2
SPRING HILL REGIONAL HOSPITAL			2	100%	2
SARASOTA MEMORIAL MEDICAL URGENT CARE CENTER			2	100%	2
NOVA SOUTHEASTERN UNIVERSITY - STUDENT MEDICAL CTR			2	100%	2
Kroger 745 - The Little Clinic Somerset		2			2
STATE OF FLORIDA			2	100%	2
MD NOW URGENT CARE MEDICAL CENTERS INC			2	100%	2
ACCESS LABORATORIES LLC			2	100%	2
Jackson Health Care Facility			2	100%	2
University Center East			2	100%	2
VIRGINIA DEPT OF HEALTH OFFICE OF EPIDEMIOLOGY			2	100%	2
VETERANS AFFAIRS MEDICAL CENTER - GREATER LOS ANGELES			2	100%	2
COVANCE			2	100%	2
JRS LABORATORY			2	100%	2
Kroger 328 - The Little Clinic Henderson Road		2			2
CVS TX7288POCT DALLAS		2			2
OUR LADY OF THE LAKE REGIONAL MEDICAL CENTER			2	100%	2
PRECISION CLINICAL RESEARCH			2	100%	2
NAVAL MEDICAL CENTER			2	100%	2
Tidelands Health Rehabilitation Hospital			2	100%	2
WISCONSIN STATE LABORATORY OF HYGIENE		1	1	50%	2
MEDEXPRESS URGENT CARE-SELINGSGROVE		2			2
Kroger 853 - The Little Clinic East Broad Street		2			2
CREATIVE HEALTH CENTER			2	100%	2
ST JOHN'S RIVERSIDE HOSPITAL		2			2
AHC Forest cove		2			2
Good Samaritan Society Waukon		2			2
CVS AZ9290POCT PHOENIX		2			2
DRR JMC URGENT CARE DONALD ROSS			2	100%	2

# COVID-19: testing by laboratory

Data through Mar 11, 2021 verified as of Mar 12, 2021 at 09:25 AM

Data in this report are provisional and subject to change.

The numbers in the table below represent the number of Florida and non-Florida residents for whom test results were received by the Department of Health. A person can be tested by more than one laboratory and can have both positive and negative results. **Therefore, the sum of the numbers in each column will be larger than the total number of people tested.**

Reporting lab	Inconclusive	Negative	Positive	Percent positive	Total
LAB CORP OF AMER SAN DIEGO			2	100%	2
NORTH MANATEE HEALTH CARE CENTER			2	100%	2
SOUTH DAKOTA DEPARTMENT OF HEALTH		2			2
ANDERSON COUNTY HOSPITAL			2	100%	2
RDX BIOSCIENCE INC			2	100%	2
TREASURE COAST INFECTIOUS DISEASE CONSULTANTS		1	1	50%	2
MARCO ISLAND MEDICAL CENTER			2	100%	2
MARLBORO URGENT CARE		2			2
TMH REHABILITATION CENTER		2			2
CQUENTIA NGS, LLC			2	100%	2
MC DIAGNOSTIC OF CONNECTICUT, PC #252		1	1	50%	2
MASSACHUSETTS DEPARTMENT OF HEALTH			2	100%	2
OSF ST JOSEPH MEDICAL CENTER			2	100%	2
APPLING NURSING & REHABILITATION PAVIL		2			2
PANCARE HEALTH - SNEADS ELEMENTARY			2	100%	2
BAPTIST HOSPITAL INTERNAL MEDICINE GULF BREEZE			2	100%	2
SHERIDAN AT HOBE SOUND, THE			2	100%	2
CVS IN6559POCT AVON		2			2
EXPRESSCARE URGENT CARE CENTER			2	100%	2
MD NOW URGENT CARE CENTER INC.			2	100%	2
MEDEXPRESS URGENT CARE-WILKINS TOWNSHIP, WILLIAM PENN HIGHWAY		2			2
VELOCITY URGENT CARE			2	100%	2
WillowBrooke Court at Southampton Estates		2			2
VA SALT LAKE CITY HCS		2			2
LAKE SUCCESS EXTENDED CARE		2			2
GENOTOX LABORATORIES		1	1	50%	2
MEDEXPRESS URGENT CARE - ROSS TOWNSHIP		2			2
JULIE STAATS DO		2			2
Lenawee Medical Care Facility		2			2
TEXAS HEALTH CARE			2	100%	2
AdventHealth Care Center Orlando North			2	100%	2
MINUTECLINIC DIAGNOSTIC, PA		2			2
MINUTECLINIC DIAGNOSTIC OF TEXAS, LLC #7435		2			2
BIRMINGHAM INTERNAL MEDICINE ASSOCIATE		1	1	50%	2
BUFFALO CROSSINGS HEALTHCARE AND REHABILITATION CENTER			2	100%	2
HPH HOME CARE		1	1	50%	2
BAYCARE LABORATORIES			2	100%	2
TULANE MEDICAL CENTER			2	100%	2
MAINE CENTER FOR DISEASE CONTROL AND PREVENTION			2	100%	2
COLONIAL MEDICAL CENTER-EAST ORLANDO			2	100%	2
CVS PA10034POCT PITTSBURGH		2			2
ORLANDO LUTHERAN TOWERS		1	1	50%	2
PRECISION DIAGNOSTIC INC		2			2
TMH EC NORTHEAST LABORATORY			2	100%	2
NORTON IMMEDIATE CARE CENTER - PRESTON			2	100%	2
MATHER HOSPITAL			2	100%	2

# COVID-19: testing by laboratory

Data through Mar 11, 2021 verified as of Mar 12, 2021 at 09:25 AM

Data in this report are provisional and subject to change.

The numbers in the table below represent the number of Florida and non-Florida residents for whom test results were received by the Department of Health. A person can be tested by more than one laboratory and can have both positive and negative results. **Therefore, the sum of the numbers in each column will be larger than the total number of people tested.**

Reporting lab	Inconclusive	Negative	Positive	Percent positive	Total
YOUTH AND YOU, INC		2			2
FLORIDA KEYS PED & ADOLES CTR			2	100%	2
AMERICAN RESEARCH CENTERS OF FLORIDA			2	100%	2
Green Mountain Nursing and Rehabilitation		2			2
SOUTH TAMPA AFTER HOURS CLINIC			2	100%	2
JUPITER PEDIATRIC ASSOCIATES, PA		1	1	50%	2
MINUTECLINIC DIAGNOSTIC PA #3344		2			2
CVS OH2486POCT NILES		1	1	50%	2
ADVANCE FAMILY PRACTICE LLC□			2	100%	2
UHEALTH CARDIOLOGY			2	100%	2
Alden Des Plaines			2	100%	2
NORTHSIDE FAMILY MEDICINE AND URGENT CARE (HOLLY SPRINGS)		2			2
KAILOS GENETICS INC			2	100%	2
FALCON HEALTH CENTER			2	100%	2
CORMEUM LAB SERVICES, LLC			2	100%	2
WE CARE HOME HEALTH SOLUTIONS LLC			2	100%	2
ADVENT HEALTH CENTRAL TEXAS		1	1	50%	2
Kroger 127 - The Little Clinic Lakewood-Alameda		2			2
CVS MA137POCT QUINCY		2			2
EXPRESS CARE WALK-IN CLINIC			2	100%	2
MINUTECLINIC MINUTECLINIC #4978		1	1	50%	2
MANATEE MEMORIAL HOSPITAL CLINICAL LABORATORY			2	100%	2
SIGNATURE CARE LEWISVILLE-EMERGENCY CENTER		1	1	50%	2
MEDEXPRESS URGENT CARE - OMAHA N 72 ST		2			2
LONG, SARAH		1	1	50%	2
LEGACY ER & URGENT CARE - FRISCO WEST			2	100%	2
MAGNOLIA MANOR OF COLUMBUS		2			2
BLOSSOMS ASSISTED LIVING 1 LLC			2	100%	2
Buena Vista Care Center		2			2
SYNEOS HEALTH			2	100%	2
HAWAII DEPARTMENT OF HEALTH			2	100%	2
Great Lakes Health Center			2	100%	2
NORTH COUNTRY FAMILY HEALTH CENTER INC		2			2
Alden Terrace of McHenry			2	100%	2
RHODE ISLAND DEPARTMENT OF HEALTH LABORATORIES			2	100%	2
CITRUS DERMATOLOGY			2	100%	2
CHRISTUS SPOHN HOSPITAL			2	100%	2
URGENT CARE AND SURGERY CENTER			2	100%	2
Crowne Health Care of Mobile		2			2
EASTERN NIAGARA HOSPITAL		2			2
TRINITAS REGIONAL MEDICAL CENTER		1	1	50%	2
DAYTON CHILDRENS HOSPITAL LAB			2	100%	2
CVS AZ5892POCT LAVEEN		2			2
MINUTECLINIC DIAGNOSTIC, PA #10252		2			2
ASANTE ROGUE REGIONAL MEDICAL CENTER L		2			2
VOLUNTEERS OF AMERICA OF FLORIDA			2	100%	2

# COVID-19: testing by laboratory

Data through Mar 11, 2021 verified as of Mar 12, 2021 at 09:25 AM

Data in this report are provisional and subject to change.

The numbers in the table below represent the number of Florida and non-Florida residents for whom test results were received by the Department of Health. A person can be tested by more than one laboratory and can have both positive and negative results. **Therefore, the sum of the numbers in each column will be larger than the total number of people tested.**

Reporting lab	Inconclusive	Negative	Positive	Percent positive	Total
IN AND OUT URGENT CARE			2	100%	2
FASTCARE LLC			2	100%	2
MERCY CONVENIENT CARE			2	100%	2
OELWEIN HEALTH CARE CENTER		2			2
THE RIM URGENT CARE			2	100%	2
LOWELL GENERAL HOSPITAL			2	100%	2
WALGREENS #13605		2			2
CVS NH2257POCT MANCHESTER		2			2
PEDIATRICS IN NORTH FLORIDA PA			2	100%	2
MIAMI DADE MEDICAL RESEARCH INSTITUTE			2	100%	2
MOBILE HEALTH LABS LLC			2	100%	2
CVS PA371POCT PHILADELPHIA		2			2
STARLING AT SAN JOSE			2	100%	2
PLASMA MED RESEARCH DBA		2			2
441 URGENT CARE-MULBERRY			2	100%	2
ACKERMAN CANCER CENTER		2			2
CEDARS-SINAI MEDICAL CENTER			2	100%	2
PALMETTO FAMILY HEALTH CENTER			2	100%	2
FLORIDA MEDICAL CLINIC RADIOLOGY DALE MABRY		2			2
HANOVER ENDOSCOPY CENTER		2			2
SOUTHCARE PHARMACY INC			2	100%	2
CRUC CMCH-COVID-19		2			2
PM PEDIATRICS OF BAYSIDE, PLLC - RIVE		2			2
DOCTORS MEDICAL CTR OF WALTON COUNTY			2	100%	2
SUMMIT URGENT CARE PS			2	100%	2
DIVERSE MEDICAL CARE LLC			2	100%	2
MAJESTIC OAKS			2	100%	2
GERM BUSTERS 911 LLC			2	100%	2
JUST BELIEVE RECOVERY CENTER			2	100%	2
ADVENTHEALTH EAST ORLANDO EMPLOYEE CLINIC		2			2
NEW YORK PSYCHIATRIC INSTITUTE		2			2
MAIN STREET MEDICAL CENTERS		2			2
MARCO ISLAND HOSPITAL INC D/B/A		1	1	50%	2
PALM BEACH DIABETES & ENDOCRINE SPECIALISTS PA			2	100%	2
Providence of Sparta Health and Rehabilitation		2			2
Colonial Manor Nursing and Rehabilitation Center		2			2
ASPIRUS RIVERVIEW HOSPITAL & CLINICS INC		1	1	50%	2
AUSTIN REGIONAL CLINIC MICROBIOLOGY LAB			2	100%	2
MEDERI CARETENDERS		1	1	50%	2
CARE NOW DENTON			2	100%	2
MEDEXPRESS URGENT CARE - SPRINGFIELD, COOLEY ST		2			2
PREMIER MEDICAL LABORATORY			2	100%	2
University Plaza Rehabilitation and Nursing			2	100%	2
VALLEY BAPTIST MEDICAL CENTER: BROWNSVILLE			2	100%	2
TALLAHASSEE MEMORIAL HEALTHCARE FAMILY MED RESIDENCY			2	100%	2
JASPER MEMORIAL HOSPITAL		1	1	50%	2

# COVID-19: testing by laboratory

Data through Mar 11, 2021 verified as of Mar 12, 2021 at 09:25 AM

Data in this report are provisional and subject to change.

The numbers in the table below represent the number of Florida and non-Florida residents for whom test results were received by the Department of Health. A person can be tested by more than one laboratory and can have both positive and negative results. **Therefore, the sum of the numbers in each column will be larger than the total number of people tested.**

Reporting lab	Inconclusive	Negative	Positive	Percent positive	Total
VENICE URGENT CARE – GULF COAST			2	100%	2
Robert Cranfield			2	100%	2
UF KANAPAH LAB BEAKER		2			2
Manorcare Health Services West Reading North		2			2
GREEN POINT RX INC DBA ALTRU CHEMISTS		2			2
CVS NC7057POCT SHELBY		2			2
CVS SC2250POCT COLUMBIA		2			2
NORTH MCALLEN PEDIATRIC CENTER			2	100%	2
UNITED MEMORIAL MEDICAL CENTER			2	100%	2
UVA HEALTH SYSTEM MEDICAL LABORATORIES			2	100%	2
CARE 365			2	100%	2
MISSION HOSPITAL REGIONAL MEDICAL CENTER			2	100%	2
AYASS BIOSCIENCE LLC			2	100%	2
NATIONAL JEWISH HEALTH			2	100%	2
SINAI POST ACUTE NURSING AND REHAB CE		2			2
CVS ME329POCT PORTLAND		2			2
DUKE HEALTH REGIONAL HOSPITAL			2	100%	2
SUNNYSIDE MANOR		2			2
MEDEXPRESS URGENT CARE - JEANNETTE		2			2
MEDEXPRESS - WILMINGTON KIRKWOOD HIGHWAY		2			2
NEIGHBORCARE PHARMACY SERVICES		2			2
RIGHT AT HOME			2	100%	2
WESTMINSTER SUNCOAST			2	100%	2
HEALTH FIRST MEDICAL GROUP			2	100%	2
INTEAM HEALTH, INC.			2	100%	2
PHOEBE BERKS HEALTH CARE CENTER		2			2
HOCHBERG LOWER SCHOOL		2			2
Bedford Care Center of Hattiesburg		2			2
PREVENTIVE HEALTH PARTNERS I L S C		2			2
AHC PARIS		2			2
CITRUS HEALTH NETWORK INC			2	100%	2
Kroger 400 - The Little Clinic Hartley Bridge Rd		1	1	50%	2
PREMIER PEDIATRICS LLC			2	100%	2
FLORIDA MEDICAL CENTER OF CLEARWATER		2			2
FLORIDA DEPARTMENT OF HEALTH IN ESCAMBIA COUNTY		1	1	50%	2
SMITH NORTHVIEW HOSPITAL LAB			2	100%	2
MINUTECLINIC DIAGNOSTIC PA #7110		2			2
STATCARE URGENT AND WALK-IN			2	100%	2
LILY PHARMACY		2			2
MINUTECLINIC DIAGNOSTIC OF OHIO #6192		2			2
EAST SIDE CLINICAL LABORATORY		1	1	50%	2
BAYLOR SCOTT & WHITE COMPREHENSIVE WOUND			2	100%	2
CVS MA447POCT NORTHAMPTON		2			2
PUBLIC HEALTH LABORATORY	1		1	50%	2
RAPID MEDLAB (004MO)		2			2
IN & OUT URGENT CARE METAIRIE			2	100%	2

# COVID-19: testing by laboratory

Data through Mar 11, 2021 verified as of Mar 12, 2021 at 09:25 AM

Data in this report are provisional and subject to change.

The numbers in the table below represent the number of Florida and non-Florida residents for whom test results were received by the Department of Health. A person can be tested by more than one laboratory and can have both positive and negative results. **Therefore, the sum of the numbers in each column will be larger than the total number of people tested.**

Reporting lab	Inconclusive	Negative	Positive	Percent positive	Total
Kroger 687 - The Little Clinic Sugar Hill		1	1	50%	2
MAURY REGIONAL MEDICAL CENTER		2			2
BRENTWOOD AT FORE RANCH			2	100%	2
MAGNOLIA ADULT, LLC			2	100%	2
FLORIDA MEDICAL CLINIC CARDIOLOGY-ZH			2	100%	2
POPLAR HEALTHCARE			2	100%	2
INTEGRATED REGIONAL LABS			2	100%	2
CHIEFLAND MEDICAL CENTER LLC			2	100%	2
MORRISTOWN MEMORIAL HOSPITAL		2			2
COLUMBIA COTTAGE		2			2
MAYO CLINIC GROUP PRACTICE LABORATORY			2	100%	2
FLORIDA DEPARTMENT OF HEALTH (FDOH)			2	100%	2
MEDEXPRESS URGENT CARE-BLOOMFIELD AVEN		2			2
Advanced Rehabilitation and Healthcare of Wichita Falls		2			2
HARRINGTON PARK HEALTH AND REHAB		2			2
Hackensack Univ Medical Center At Pasc		1	1	50%	2
Beth Sholom Home of Eastern Virginia		1	1	50%	2
SPECIALTY LABORATORIES			2	100%	2
Lakeside Oaks Care Center			2	100%	2
BOSTON PUBLIC HEALTH COMMISSION			2	100%	2
FRASER MEMORIAL HOSPITAL		1	1	50%	2
MEDEXPRESS URGENT CARE - BRIDGEVILLE		2			2
CITY OF NEW YORK DEPARTMENT OF HEALTH			2	100%	2
New Jersey Aim At Smg		2			2
MEDEXPRESS URGENT CARE-MT PLEASANT		1	1	50%	2
REGIONAL MEDICAL CENTER BAYONET POINT			2	100%	2
QUEST DIAGNOSTICS INCORPORATED			2	100%	2
SELECT MEDICAL CLINIC			2	100%	2
AFC URGENT CARE CLEVELAND			2	100%	2
BENEVA LAKES ASSISTED LIVING CENTER			2	100%	2
Parkridge Specialty Care		2			2
SANIBEL MEDICAL CLINIC			2	100%	2
HOLY TRINITY PHARMACY LLC		2			2
KANSAS CITY VA MEDICAL CENTER			2	100%	2
PREMIER MOBILE HEALTH SERVICES, LLC			2	100%	2
WHITESANDS OUTPATIENT TREATMENT		2			2
Hartwell Health and Rehabilitation		2			2
FL DEPT OF HEALTH MARION COUNTY MOBILE HEALTH UNIT			2	100%	2
NYU LANGONE HUNTINGTON MEDICAL GROUP		2			2
ELMHURST MEMORIAL HOSPITAL			2	100%	2
Manor Care-Kingston Court of York PA, LLC		2			2
WISE HEALTH SYSTEM		1	1	50%	2
HAMILTON COUNTY HEALTH DEPARTMENT		2			2
PROSPECT URGENT CARE			2	100%	2
SUMMERFIELD RETIREMENT LIVING, INC			2	100%	2
ADVOCATE SHERMAN HOSPITAL			2	100%	2

# COVID-19: testing by laboratory

Data through Mar 11, 2021 verified as of Mar 12, 2021 at 09:25 AM

Data in this report are provisional and subject to change.

The numbers in the table below represent the number of Florida and non-Florida residents for whom test results were received by the Department of Health. A person can be tested by more than one laboratory and can have both positive and negative results. **Therefore, the sum of the numbers in each column will be larger than the total number of people tested.**

Reporting lab	Inconclusive	Negative	Positive	Percent positive	Total
TRINITY DIALYSIS			2	100%	2
PALM MEDICAL CENTER - PLANT CITY		2			2
PICHARDO CLINIC, THE			2	100%	2
FLORIDA CLINICAL LABORATORY INC			2	100%	2
CVS MO10151POCT SPRINGFIELD		1	1	50%	2
SOUTHERN TENNESSEE MEDICAL CENTER			2	100%	2
LABRADOR PRIMARY CARE CENTER			2	100%	2
BOSTON MEDICAL CENTER			2	100%	2
SAFE PMC		2			2
COMMUNITY HEALTH CENTERS OF PINELLAS, INC			2	100%	2
SYLVAN NURSING			2	100%	2
MEDEXPRESS URGENT CARE - MYLAN			2	100%	2
STARR COUNTY MEMORIAL HOSPITAL			2	100%	2
CONEMAUGH MEMORIAL MEDICAL CENTER		2			2
MEDEXPRESS URGENT CARE - WOODBURY			2	100%	2
FLORIDA COMMUNITY HEALTH CENTERS, INC.			2	100%	2
EXPRESS CARE OF THE SHOALS		1	1	50%	2
BIOHEALTH MEDICAL LAB INC			2	100%	2
CAREWELL JW - WORCESTER LNC			2	100%	2
MEDEXPRESS URGENT CARE - ANDERSON		2			2
LAKE BALDWIN			2	100%	2
BIOMAT USA			2	100%	2
HUMILITY OF MARY HEALTH PARTNERS			2	100%	2
OCALA REGIONAL KIDNEY CENTER-WEST			2	100%	2
CHAPPEL GROUP RESEARCH, THE		2			2
THOMASVILLE REGIONAL MEDICAL CENTER		2			2
SANFORD REGIONAL HOSPITAL WORTHINGTON		2			2
GIGI WOOD DAVIS DO-FAMILY MEDICINE		2			2
CVS MA1877POCT NORTON		2			2
SCIENTIFIC LABORATORY COMPANY		2			2
BRANDYWYNE HEALTH CARE CENTER			2	100%	2
PM PEDIATRICS OF SELDEN, PLLC		2			2
MONICE DR.			2	100%	2
Loretto Health and Rehabilitation Center		2			2
CERTIVIA LABORATORIES			2	100%	2
STUART SURGERY CENTER, LLC			2	100%	2
MEDRITE MEDICAL CARE PC		2			2
CVS OH5457POCT POWELL		2			2
HOLY FAMILY MEDICAL CENTER		1	1	50%	2
DOCTOR'S IN-HOUSE LAB/COMMUNITY HEALTH CENTERS OF PINELLAS - JOHNNIE R			2	100%	2
Avanti Wellness and Rehab			2	100%	2
CHNJ		2			2
ROCKWALL URGENT CARE			2	100%	2
NEMOURS CHILDREN'S URGENT CARE LAKE NONA			2	100%	2
MOUNT SINAI AVENTURA DIAGNOSTIC CENTER			2	100%	2
LABTOX LABORATORIES			2	100%	2

# COVID-19: testing by laboratory

Data through Mar 11, 2021 verified as of Mar 12, 2021 at 09:25 AM

Data in this report are provisional and subject to change.

The numbers in the table below represent the number of Florida and non-Florida residents for whom test results were received by the Department of Health. A person can be tested by more than one laboratory and can have both positive and negative results. **Therefore, the sum of the numbers in each column will be larger than the total number of people tested.**

Reporting lab	Inconclusive	Negative	Positive	Percent positive	Total
CVS TX7603POCT SAGINAW		2			2
Kroger 777 - The Little Clinic Shelbyville		1	1	50%	2
MEMORIAL HOSPITAL OF CARBONDALE			2	100%	2
OAKMONT EAST- GREENVILLE SC, LLC		2			2
STARR CITY OF ROMA COMMUNITY CENTER			2	100%	2
CORNERSTONE MEDICAL CARE OF BRANDON		2			2
PATIENT FIRST MEDICAL CENTER-CARYTOWN			2	100%	2
NEMOURS CHILDRENS PRIMARY CARE			2	100%	2
SCDHEC BUREAU OF LABORATORIES			2	100%	2
HELIX URGENT CARE			2	100%	2
UW HOSPITAL AND CLINICS		1	1	50%	2
St. Josephs Hospital			2	100%	2
THE CLUB AT BOYNTON BEACH, LLC			2	100%	2
CVS IL7017POCT BLOOMINGTON		2			2
NEMOURS CHILDREN'S PRIMARY CARE OF VERO BEACH			2	100%	2
MANASOTA PEDIATRICS			2	100%	2
ATHENA CARE RESOURCES LLC		2			2
FLORIDA DEPARTMENT OF HEALTH PINELLAS COUNTY-			2	100%	2
DOCTORS OFFICE OF NEW JERSEY		2			2
LINIL VISITING NURSES, INC		2			2
CATSKILL REGIONAL MEDICAL CENTER		2			2
MEMORIAL HERMANN CONSOLIDATED LABORATORY SERVICES			2	100%	2
UTMB PATHOLOGY CLINICAL SERVICES LABORATORY			2	100%	2
PALM WEST INTERNIST PA			2	100%	2
SOUTH BEND MEDICAL FOUNDATION			2	100%	2
AMEDISYS HOME HEALTH OF GREENVILLE			2	100%	2
RIVERSIDE METHODIST HOSPITAL LAB			2	100%	2
MOBILE COUNTY HEALTH DEPARTMENT		1	1	50%	2
CLINICAL REFERENCE LABORATORY, INC		2			2
ROYAL CARE MEDICAL CENTER			2	100%	2
ROUTE 16 PHARMACY LLC DBA HOLLAND PHAR		2			2
MEMORIAL HERMANN			2	100%	2
ASSOCIATES IN UROGYNECOLOGY MD LLC		2			2
CVS AZ5477POCT SURPRISE		2			2
EASTLAKE MEDICAL CENTER		2			2
CVS OH4327POCT PAINESVILLE		2			2
ATLAS GENOMICS			2	100%	2
INA		1	1	50%	2
WARD MEMORIAL HOSPITAL		2			2
SAWGRASS PEDIATRIC PARTNERS LLC			2	100%	2
87TH MEDICAL GROUP - MCGUIRE AMBULATORY CARE FACILITY		2			2
CVS PA4000POCT INDIANA		2			2
Luther Acres Manor		2			2
UNIVERSITY OF MARYLAND MEDICAL CENTER			2	100%	2
BEAUFORT MEMORIAL			2	100%	2
MOORE CLINICAL RESEARCH INC			2	100%	2

# COVID-19: testing by laboratory

Data through Mar 11, 2021 verified as of Mar 12, 2021 at 09:25 AM

Data in this report are provisional and subject to change.

The numbers in the table below represent the number of Florida and non-Florida residents for whom test results were received by the Department of Health. A person can be tested by more than one laboratory and can have both positive and negative results. **Therefore, the sum of the numbers in each column will be larger than the total number of people tested.**

Reporting lab	Inconclusive	Negative	Positive	Percent positive	Total
MINUTECLINIC DIAGNOSTIC MEDICAL		2			2
ASCENSION ST MICHAEL'S HOSPITAL LAB		1	1	50%	2
QUEENS UNIVERSITY OF CHARLOTTE		2			2
MAYO CLINIC COUMADIN CLINIC LABORATORY		1	1	50%	2
MEDLOGIC, LLC		2			2
TGH Brandon Healthplex Laboratory			2	100%	2
SUNBRIDGE CARE & REHAB FOR DECATUR		2			2
FAMILY CARE SPECIALISTS OF ORLANDO			2	100%	2
OAKBRIDGE TERRACE AT SAE			2	100%	2
MEDEXPRESS URGENT CARE - LINCOLN N 26T		2			2
THE WINDSOR ORTEGA		2			2
TRICORE REFERENCE LABORATORY		1	1	50%	2
ILLINOIS DEPT OF PUBLIC HEALTH LABS			2	100%	2
TENNESSEE DEPARTMENT OF HEALTH (TDH) - REGIONAL LABORATORY			2	100%	2
VA OUTPATIENT PHARMACY			2	100%	2
NORTHEAST FLORIDA HEALTH SERVICES, INC DBA FAMILY HEALTH SOURCE			2	100%	2
ST. JOSEPH REGIONAL MEDICAL CENTER			2	100%	2
ST. ELIZABETH HEALTHCARE			2	100%	2
MEDEXPRESS URGENT CARE - MARTINSVILLE		2			2
NEMOURS CHILDREN'S PRIMARY CARE THE VILLAGES		2			2
REELFOOT FAMILY WALK IN CLINIC - TIPT		2			2
Kroger 477 - The Little Clinic Fort Mitchell		2			2
RAPID RESULT CORP LLC		1	1	50%	2
SPRINGS MEDICAL LAB		1	1	50%	2
MADISON HOSPITAL LABORATORY			2	100%	2
FLORIDA PRIMARY CARE CENTER PA		2			2
NEW YORK CITY CENTRAL COVID			2	100%	2
TEXAS REGIONAL ASTHMA & ALLERGY CENTER			2	100%	2
SOUTHSIDE FAMILY MEDICAL		2			2
ENVOY OF FORK UNION, LLC DBA ENVOY AT THE VILLAGE		2			2
BLUEWATER TOXICOLOGY			2	100%	2
VALUE DRUGS GREENLAWN INC		2			2
DR. G'S URGENT CARE			2	100%	2
OPP HEALTH AND REHABILITATION		2			2
NORTHEAST FLORIDA INTERNAL MEDICINE PA		2			2
Kroger 412 - The Little Clinic Oxford		2			2
MAYO CLINIC BEACHES PRIMARY CARE CTR		2			2
Eagle Health and Rehabilitation		2			2
MEDEXPRESS URGENT CARE-SALINA, S 9TH ST		2			2
MINUTECLINIC DIAGNOSTIC OF NEVADA-9586		1	1	50%	2
BERGEN COUNTY SURGICAL AND ENDOSCOPY CENTER		2			2
CONCENTRA - ORLANDO SOUTH II		2			2
ARLINGTON DIALYSIS CENTER LLC		2			2
Holiday Retirement Home			2	100%	2
MEDEXPRESS URGENT CARE- ALLISON PARK		1	1	50%	2
PARKLAND HEALTH & HOSPITAL			2	100%	2

# COVID-19: testing by laboratory

Data through Mar 11, 2021 verified as of Mar 12, 2021 at 09:25 AM

Data in this report are provisional and subject to change.

The numbers in the table below represent the number of Florida and non-Florida residents for whom test results were received by the Department of Health. A person can be tested by more than one laboratory and can have both positive and negative results. **Therefore, the sum of the numbers in each column will be larger than the total number of people tested.**

Reporting lab	Inconclusive	Negative	Positive	Percent positive	Total
STOP URGENT CARE			2	100%	2
PEDIATRIC HEALTH CARE		1	1	50%	2
SACRED HEART HOSPITAL ON THE EMERALD			2	100%	2
CARECENTER PHARMACY, LLC		2			2
MEMORIAL HERMANN HOSPITAL			2	100%	2
DALLAS MEDICAL CENTER			2	100%	2
STEWART ST ELIZABETH MEDICAL CENTER			2	100%	2
CITRUS PARK			2	100%	2
PEACE RIVER MEDICAL CENTER		2			2
CVS OH6185POCT PICKERINGTON		2			2
CVS GA2279POCT SUWANEE		2			2
MEMORIAL HEALTH UNIVERSITY MEDICAL CENTER			2	100%	2
RRMC CREEKSIDE LAB		2			2
APPLECARE VALDOSTA			2	100%	2
PALM BAY COMMUNITY OUTPATIENT CLINIC		2			2
MEDEXPRESS URGENT CARE - RUNNEMEDE		1	1	50%	2
SPECTRA EAST INC		1	1	50%	2
MEDICAL ASSOCIATES OF BREVARD DR S VYAS			2	100%	2
LEXINGTON PLACE			2	100%	2
KIDSVILLE PEDIATRICS IV PA		1	1	50%	2
CARESPOT URGENT CARE		1	1	50%	2
GOLDSTEIN			2	100%	2
CVS IL2798POCT CHICAGO		1	1	50%	2
MARTIN MEDICAL CENTER INC		1	1	50%	2
NATHAN LITTAUER HOSPITAL LAB		2			2
MEASE MANOR MEMORY CARE		2			2
HEALTH AND WELLNESS URGENT CARE LLC			2	100%	2
MINUTECLINIC DIAG OF IND, LLC #6908		2			2
COMPLETE HEALTH MEDICAL CENTER			2	100%	2
GEISINGER MEDICAL CENTER		2			2
The Grand Rehabilitation & Nursing Utica		2			2
SOUTHEASTERN INSTITUTE OF RESTORATIVE MEDICINE		1	1	50%	2
WURLAND NURSING AND REHABILITATION, L		2			2
DELRAY BEACH HEALTH DEPT LAB			2	100%	2
Kroger 409 - The Little Clinic Hebron Marketplace		1	1	50%	2
DNA DIAGNOSTICS CENTER		2			2
GUTHRIE CORNING HOSPITAL LABORATORY		2			2
CVS MA1945POCT HANOVER		2			2
VALUE DRUGS BRONXVILLE INC		2			2
USCG ABBOTT BINAXNOW		1	1	50%	2
LIFESPRING COMMUNITY HEALTH		2			2
AUGUSTA HEALTH SKILLED CARE			2	100%	2
NLC LABS			2	100%	2
MEDAILLE COLLEGE WELLNESS CENTER		2			2
CALIFORNIA DIVISION OF COMMUNICABLE DISEASE CONTROL			2	100%	2
107TH PLACE GROUP HOME		2			2

# COVID-19: testing by laboratory

Data through Mar 11, 2021 verified as of Mar 12, 2021 at 09:25 AM

Data in this report are provisional and subject to change.

The numbers in the table below represent the number of Florida and non-Florida residents for whom test results were received by the Department of Health. A person can be tested by more than one laboratory and can have both positive and negative results. **Therefore, the sum of the numbers in each column will be larger than the total number of people tested.**

Reporting lab	Inconclusive	Negative	Positive	Percent positive	Total
HEALTH & REHAB CTR AT DOLPHINS VIEW, THE			2	100%	2
DALLAS VA MEDICAL CENTER - VA NORTH TEXAS HEALTH CARE SYSTEM			2	100%	2
NORTHWELL HEALTH			2	100%	2
Iron County Medical Care Facility		2			2
UK HEALTHCARE			2	100%	2
PHYSICIANS LABORATORY SERVICES			2	100%	2
DOCTORS CARE OF PALM COAST			2	100%	2
MY PHARMACY			2	100%	2
RICHICHI FAMILY HEALTH			2	100%	2
MIDLAND MEMORIAL HOSPITAL			2	100%	2
UT AUSTIN UNIVERSITY HEALTH SERVICES			2	100%	2
FLORIDA MENTOR FAULKNER GROUP HOME			2	100%	2
DEKALB MEDICAL CENTER LABORATORY			2	100%	2
ST. MARY'S MEDICAL CENTER EVANSVILLE, INC			2	100%	2
AFC/DOCTORS EXPRESS NORTH BERGEN		2			2
SACRED HEART HEALTH SYSTEMS INC			2	100%	2
MEMORIAL HOSPITAL OF SOUTH BEND			2	100%	2
DMC UNIVERSITY LABORATORIES		1	1	50%	2
COOPER CLINIC			2	100%	2
MEDICAL CENTER LABORATORY			2	100%	2
MINUTECLINIC, LLC, DBA MINUTECLINIC #4		2			2
ADVANCED MEDICAL CARE			2	100%	2
JMC TALLAHASSEE, LLC			2	100%	2
CENTRAL ARKANSAS VETERANS HEALTHCARE SYSTEM - VETERANS AFFAIRS			2	100%	2
DEBORAH HEART AND LUNG CENTER		2			2
Elba Nursing and Rehabilitation Center, LLC		2			2
US LABS		2			2
SHORE MEDICAL CENTER		2			2
BAY CORRECTIONAL AND REHABILITATION FACILITY			2	100%	2
Walgreens #10207		2			2
SENDER RETREAT ADULT DAY CARE CENTERS			2	100%	2
ROCKEFELLER UNIVERSITY CLINICAL GENOMICS LABORATOR		2			2
ST LUKES HOSPITAL			2	100%	2
CVS TX7156POCT RICHARDSON		2			2
CVS MA1006POCT BROCKTON		2			2
INTERCOASTAL FAMILY PRATICE			2	100%	2
PINELLAS CHD - CLEARWATER		1	1	50%	2
DALLAS BAPTIST UNIVERSITY - HEALTH SERVICES			2	100%	2
ADVENTIST HINSDALE HOSPITAL LABORATORY			2	100%	2
MINUTECLINIC #1773		2			2
PM PEDIATRICS OF BAYSIDE, PLLC - MANHASSET		2			2
GINKGO-IXLAYER		2			2
PHYSICIANS MEDICAL CENTER		2			2
MINUTECLINIC DIAGNOSTIC OF PA LLC		2			2
MINUTE CLINIC DIAGNOSTIC OF KANSAS PA		2			2
CARTERSVILLE MEDICAL CENTER			2	100%	2

# COVID-19: testing by laboratory

Data through Mar 11, 2021 verified as of Mar 12, 2021 at 09:25 AM

Data in this report are provisional and subject to change.

The numbers in the table below represent the number of Florida and non-Florida residents for whom test results were received by the Department of Health. A person can be tested by more than one laboratory and can have both positive and negative results. **Therefore, the sum of the numbers in each column will be larger than the total number of people tested.**

Reporting lab	Inconclusive	Negative	Positive	Percent positive	Total
SWEETWATER NURSING CENTER		2			2
UMHC HOLLYWOOD LABORATORY			2	100%	2
UT PATH			2	100%	2
BAPTIST HEALTH LEXINGTON			2	100%	2
CARTER BLOOD CARE			2	100%	2
CVS SC7567POCT BOILING SPRINGS		1	1	50%	2
U OF MIAMI MILLER SCHOOL OF MEDICINE			2	100%	2
MANSFIELD MEDICAL LODGE			2	100%	2
EASTSIDE SPORTS COMPLEX			2	100%	2
Kroger 096 - The Little Clinic Orchard and Holly		2			2
WILSON MEMORIAL HOSPITAL			2	100%	2
POINT OF CARE PRIVATE HEALTH MANAGEMENT			2	100%	2
WASHINGTON STATE DEPARTMENT OF HEALTH PUBLIC HEALTH LABORATORIES			2	100%	2
JORDAN VALLEY MEDICAL CENTER			2	100%	2
Kroger 549 - The Little Clinic Clinton Highway		2			2
MINUTECLINIC LLC (2335)		1	1	50%	2
REGIONS HOSPITAL LABORATORY			2	100%	2
WOMENS CARE FLORIDA LLC-LABORATORY		2			2
FLORIDA DEPARTMENT OF HEALTH IN LEE COUNTY		1	1	50%	2
PINARD HOME HEALTH SERVICES INC			2	100%	2
Essex Center for Rehabilitation and Healthcare		2			2
LABCORP OF AMERICA HOLDINGS		1	1	50%	2
Stillwater Healthcare		2			2
WALGREENS #3811			2	100%	2
MIDWAY PRIMARY CARE LLC		2			2
CVS IL1170POCT JOLIET		2			2
BMC/JACSONVILLE		1	1	50%	2
DEER'S HEAD CENTER		2			2
CVS AZ5026POCT MESA		2			2
NYUMC CLINICAL LABORATORIES			2	100%	2
SIMMONS			2	100%	2
RIVER CITY MEDICAL ASSOCIATES, INC			2	100%	2
Good Samaritan Society-Blackduck		1	1	50%	2
CIGNA GATEWAY			2	100%	2
ORLANDO HEALTH PHYSICIAN GROUP			2	100%	2
MID-FLORIDA PATHOLOGY LLC - MOBILE UNIT # 3			2	100%	2
JBSA-SAM HOUSTON			2	100%	2
STARMED FAMILY & URGENT CARE			2	100%	2
BAYSHORE MEDICAL CENTER			2	100%	2
ROPER HOSPITAL			2	100%	2
DURAND SENIOR CARE & REHAB CENTER		2			2
EXCEPTIONAL EMERGENCY CENTER - AMARILLO			2	100%	2
FLORIDA MEDICAL CENTER			2	100%	2
Kings County Hospital Center			2	100%	2
BROOKDALE PALM BEACH GARDENS			2	100%	2
NORTH DAKOTA VETERANS HOME		2			2

# COVID-19: testing by laboratory

Data through Mar 11, 2021 verified as of Mar 12, 2021 at 09:25 AM

Data in this report are provisional and subject to change.

The numbers in the table below represent the number of Florida and non-Florida residents for whom test results were received by the Department of Health. A person can be tested by more than one laboratory and can have both positive and negative results. **Therefore, the sum of the numbers in each column will be larger than the total number of people tested.**

Reporting lab	Inconclusive	Negative	Positive	Percent positive	Total
LEGACY LABORATORY SERVICES			2	100%	2
NATIONWIDE LABORATORY SERVICES		1	1	50%	2
Kroger 739 - The Little Clinic La Grange Road		2			2
MEDEXPRESS URGENT CARE FOX CHAPEL		2			2
METROPOLITAN			1	100%	1
CORNERSTONE OF RECOVERY INC		1			1
St Mary's d'Youville Pavilion		1			1
MEDEXPRESS URGENT CARE - ROCKAWAY		1			1
FRESENIUS KIDNEY CARE FORT WALTON BEACH			1	100%	1
Village Crest Center for Health & Rehabilitation		1			1
MEDSTAR URGENT CARE, LLC			1	100%	1
Nemours Children's Clinic-Orla			1	100%	1
MEDEXPRESS URGENT CARE - WAYNESBURG		1			1
CLEVELAND HEARTLAB			1	100%	1
CVS MA957POCT WEST SPRINGFIELD		1			1
WESTOX LABS		1			1
TFH HOME HEALTH INC			1	100%	1
CLINICAL CARE, INC			1	100%	1
POUDRE VALLEY HOSPITAL			1	100%	1
ORCHID TERRACE		1			1
OKLAHOMA BLOOD INSTITUTE			1	100%	1
Walgreens #10851		1			1
CURA LABORATORY SERVICES			1	100%	1
Kroger 390 - The Little Clinic North College Hill		1			1
Fairhope		1			1
NABI		1			1
VISTA LAKE ASSISTED LIVING			1	100%	1
COLER REHABILITATION AND NURSING CARE		1			1
GAMMA HEALTHCARE, INC		1			1
EVENING PEDIATRICS INC			1	100%	1
LabCorp L#09258295 M#09258285			1	100%	1
SWIFTCARE URGENT CARE, PLLC			1	100%	1
NORTHEAST BAPTIST HOSPITAL			1	100%	1
MISSISSIPPI VALLEY REGIONAL BLOOD CENTER			1	100%	1
HUNTERS CREEK MEDICAL ASSOCIATES PA		1			1
GENEVA FAMILY HEALTH			1	100%	1
SOMA MEDICAL CENTER PA #2 OAKLAND			1	100%	1
GADSDEN FAMILY PRACTICE		1			1
CONTINENTAL HOME HEALTH CARE INC			1	100%	1
ELAN MANATEE			1	100%	1
LIBERTY URGENT CARE			1	100%	1
HIGHLAND LABORATORY			1	100%	1
SPRING VALLEY HOSPITAL MEDICAL CENTER			1	100%	1
MCR HEALTH MEDICAL EXPRESS			1	100%	1
ADVANCED CARDIOVASCULAR DIAGNOSTICS OF FL			1	100%	1
Courtenay Springs Village			1	100%	1

# COVID-19: testing by laboratory

Data through Mar 11, 2021 verified as of Mar 12, 2021 at 09:25 AM

Data in this report are provisional and subject to change.

The numbers in the table below represent the number of Florida and non-Florida residents for whom test results were received by the Department of Health. A person can be tested by more than one laboratory and can have both positive and negative results. **Therefore, the sum of the numbers in each column will be larger than the total number of people tested.**

Reporting lab	Inconclusive	Negative	Positive	Percent positive	Total
Melbourne Terrace Rehabilitation Center			1	100%	1
CVS NE8616POCT LINCOLN		1			1
URGENT CARE OF FORT LAUDERDALE INC			1	100%	1
CONNECTICUT PEDIATRICS @ CHC		1			1
DOYLESTOWN HOSPITAL			1	100%	1
ANDERSON FAMILY MEDICINE			1	100%	1
QUALITY LAB			1	100%	1
CVS KS8573POCT OVERLAND PARK		1			1
ADVANCED MEDICAL LABORATORIES (AML)			1	100%	1
PASCO COUNTY HEALTH DEPARTMENT			1	100%	1
HATLEY HEALTH CARE, INC		1			1
MD NOW MEDICAL CENTERS, INC			1	100%	1
CATHEDRAL GERONTOLOGY CENTER DBA CATHEDRAL CARES			1	100%	1
WAKE FOREST MEDICAL CENTER LABORATORY			1	100%	1
JAX FAMILY CARE		1			1
MEDEXPRESS URGENT CARE, EDWARDSVILLE		1			1
TMH URGENT CARE CENTER			1	100%	1
SIGNATURE CARE MIDLAND			1	100%	1
HEARTLAND PHARMACY SEBRING			1	100%	1
MANHATTAN EYE EAR AND THROAT HOSPITAL		1			1
ADVANCE HEALTH AND WELLNESS SOLUTIONS			1	100%	1
HOUSTON DEPARTMENT OF HEALTH AND HUMAN SERVICES			1	100%	1
UMASS MEMORIAL MEDICAL CENTER, INC		1			1
AUGUSTA HEALTH CLINICAL LABORATORY			1	100%	1
C V S / PHARMACY #833		1			1
Dulles Health and Rehab Center		1			1
PROVIDENCE ST PETER HOSPITAL		1			1
WEST COAST CLINICAL LABS INC			1	100%	1
WALGREEN#12147		1			1
ST CATHERINE HOSPITAL LABORATORY			1	100%	1
MORGAN STANLEY HEALTH CENTER		1			1
BETHESDA ON TURKEY CREEK			1	100%	1
A.G. Rhodes		1			1
SMA BEHAVIORAL HEALTH SERVICES INC		1			1
CVS MA299POCT WORCESTER		1			1
CVS OH2540POCT HILLIARD		1			1
LRGHEALTHCARE		1			1
WEST VIRGINIA UNIVERSITY HOSPITALS			1	100%	1
TREASURE COAST PRIMARY CARE		1			1
Walgreens #5421		1			1
PANCARE HEALTH - BRUCE			1	100%	1
ST. PETERSBURG PEDIATRICS-SEMINOLE			1	100%	1
WALGREENS #5130			1	100%	1
COURTLAND TERRACE		1			1
KATHY L ANDERSON DO PA			1	100%	1
FLORIDA FAMILY LABORATORY		1			1

# COVID-19: testing by laboratory

Data through Mar 11, 2021 verified as of Mar 12, 2021 at 09:25 AM

Data in this report are provisional and subject to change.

The numbers in the table below represent the number of Florida and non-Florida residents for whom test results were received by the Department of Health. A person can be tested by more than one laboratory and can have both positive and negative results. **Therefore, the sum of the numbers in each column will be larger than the total number of people tested.**

Reporting lab	Inconclusive	Negative	Positive	Percent positive	Total
Bolingreen Health and Rehabilitation		1			1
Hearthstone Nursing and Rehabilitation Center		1			1
CVS CA9497POCT IRVINE		1			1
Walgreens #12153		1			1
GWINNETT MEDICAL CENTER			1	100%	1
ERIE COUNTY EMERGENCY SERVICES DIV OF		1			1
TAYLOR COUNTY HEALTH DEPARTMENT			1	100%	1
CVS MN663POCT APPLE VALLEY		1			1
RCP OF MEMORIAL WEST			1	100%	1
Washington County Nursing Home			1	100%	1
777 URGENT CARE			1	100%	1
CLIFTON-FINE HOSPITAL LABORATORY		1			1
SC-GA2018 SIMPSONVILLE REHABILITATION		1			1
THE EMORY CLINIC			1	100%	1
HIGH DESERT COURT GROUP HOME			1	100%	1
WELL-KEY URGENT CARE SEVIERVILLE			1	100%	1
ST JOSEPHS CHILDRENS HOSPITAL PEDI TRANSPORT			1	100%	1
MEDEXPRESS URGENT CARE, MOSSIDE		1			1
Northern Nevada State Veterans Home		1			1
Avera Sr. James Care Center		1			1
CARINGPLUS HOMECARE LLC			1	100%	1
COASTAL MANOR		1			1
Villa Maria			1	100%	1
Hillside Manor Rehabilitation and Extended Care Center		1			1
HEALTH CARE SERVICES LC			1	100%	1
HEALTHFORCE PARTNERS INC			1	100%	1
FLORIDA HOSPITAL ORMOND BEACH			1	100%	1
MARINA DEL REY HOSPITAL LAB			1	100%	1
COASTAL PEDIATRICS LLC			1	100%	1
DOCTORS HOSPITAL OF LAREDO			1	100%	1
AURORA CONSOLIDATED LABORATORY			1	100%	1
The Center at Centennial			1	100%	1
COX HEALTH SOUTH LAB			1	100%	1
SUNCOAST FAMILY MEDICAL ASSOCIATES			1	100%	1
Le Roy Village Green		1			1
KID FIXERS		1			1
RYE BEACH PHARMACY INC		1			1
Lutheran Community at Telford		1			1
HEALTH ALLIANCE			1	100%	1
HARDIN HEALTH INC		1			1
NF Escambia, LLC DBA Olive BranchHealth and Rehabilitaion Center			1	100%	1
MID-FLORIDA PATHOLOGY LLC		1			1
CARSON NURSING AND REHABILITATION CENTER		1			1
BAPTIST HEALTH PRIMARY CARE AT CUTLER BAY			1	100%	1
ALLEGANY COUNTY DEPARTMENT OF HEALTH		1			1
Kroger 705 - The Little Clinic Richmond		1			1

# COVID-19: testing by laboratory

Data through Mar 11, 2021 verified as of Mar 12, 2021 at 09:25 AM

Data in this report are provisional and subject to change.

The numbers in the table below represent the number of Florida and non-Florida residents for whom test results were received by the Department of Health. A person can be tested by more than one laboratory and can have both positive and negative results. **Therefore, the sum of the numbers in each column will be larger than the total number of people tested.**

Reporting lab	Inconclusive	Negative	Positive	Percent positive	Total
CVS IL8750POCT CHICAGO		1			1
MINUTE CLINIC DIAGNOSTIC MED GRP OF CA		1			1
WOODHILLS LABS			1	100%	1
5 STAR HOME HEALTH SERVICES INC		1			1
SUPERKIDS PEDIATRICS			1	100%	1
TEMPUS_LABS			1	100%	1
Bay View Nursing and Rehabilitation Center			1	100%	1
CVS OH2381POCT LEWIS CENTER		1			1
BRADENTON DIALYSIS			1	100%	1
BOLLES SCHOOL, THE			1	100%	1
MAHONEY PEDIATRICS PA			1	100%	1
WALKIN MEDICAL URGENT CARE,NEW CITY			1	100%	1
EVENTIDE LUTHERAN HOME		1			1
Kroger 359 - The Little Clinic Bellevue		1			1
LAMARQUE DIALYSIS			1	100%	1
KNOX COMMUNITY HOSPITAL			1	100%	1
GARDENS PEDIATRICS LAB			1	100%	1
NEMOURS CHILDREN'S PRIMARY CARE			1	100%	1
BAPTIST HOSPITAL EAST			1	100%	1
THE LITTLE CLINIC LLC			1	100%	1
Manor Care Health Services- Wilmington			1	100%	1
Brown Nursing Home		1			1
Kroger 83 - The Little Clinic Rock Road		1			1
TILLAMOOK COUNTY GENERAL HOSPITAL LAB		1			1
UNIVERSITY OF SOUTH FLORIDA			1	100%	1
B2 URGENT CARE			1	100%	1
MCCALLIE SCHOOL-STUDENT HEALTH CENTER		1			1
NCH HEALTHCARE CREEKSIDE ENDOSCOPY			1	100%	1
PREMIER HEALTH CARE INC			1	100%	1
MEDICAL ASSOCIATES OF BREVARD LLC		1			1
DORA HOME CARE			1	100%	1
PM PEDIATRICS OF BAYSIDE PLLC - BELLER		1			1
OXLEY PARK HEALTH & REHAB		1			1
WOOD COUNTY HEALTH DEPARTMENT			1	100%	1
ATRIA TAMARAC			1	100%	1
MEDICAL CENTER			1	100%	1
WEST VIRGINIA LABORATORIES			1	100%	1
EAST TENNESSEE STATE UNIVERSITY		1			1
MT SINA1 HOSPICE			1	100%	1
BAYMEADOWS PEDIATRIC CARE		1			1
Erie VAMC		1			1
PALM BEACH DIGESTIVE ASSOCIATES			1	100%	1
Kroger 531 - The Little Clinic Waterville		1			1
LabCorp of America			1	100%	1
NASON HOSPITAL			1	100%	1
SOMA MEDICAL CENTER P.A. #4			1	100%	1

# COVID-19: testing by laboratory

Data through Mar 11, 2021 verified as of Mar 12, 2021 at 09:25 AM

Data in this report are provisional and subject to change.

The numbers in the table below represent the number of Florida and non-Florida residents for whom test results were received by the Department of Health. A person can be tested by more than one laboratory and can have both positive and negative results. **Therefore, the sum of the numbers in each column will be larger than the total number of people tested.**

Reporting lab	Inconclusive	Negative	Positive	Percent positive	Total
JP MORGAN CHASE HEALTH SERVICES			1	100%	1
ASSOCIATES MD MEDICAL GROUP INC			1	100%	1
Kroger 57 - The Little Clinic Jay C Charlestown		1			1
Kroger 825 - The Little Clinic Dorothy Lane		1			1
MEADOWS PARK HEALTH AND REHABILITATION		1			1
UNITYPOINT HEALTH TRINITY			1	100%	1
MALUHIA		1			1
STANLY REGIONAL MEDICAL CENTER			1	100%	1
ROSE MEDICAL CENTER LAB			1	100%	1
Vi at Aventura		1			1
Kroger 447 - The Little Clinic Lebanon		1			1
BERKSHIRE MEDICAL CENTER			1	100%	1
Mary Anna Nursing Home		1			1
Kroger 753 - The Little Clinic Goss Avenue		1			1
URGENT CARE OF COASTAL GEORGIA			1	100%	1
PEDIATRIC PARTNERS			1	100%	1
MEMPHIS URGENT CARE #2, LLC			1	100%	1
DIGESTIVE DISEASE CARE PC		1			1
Diversicare of Smyrna		1			1
GIBSON AREA PRIMARY CARE			1	100%	1
VALLEY HOSPITAL MEDICAL CENTER		1			1
PALM COTTAGE OPERATOR LLC			1	100%	1
HARTFORD HEALTH CARE & REHABILITATION			1	100%	1
JUPITER MEDICAL CENTER INC			1	100%	1
Garden Villa Bedford		1			1
DISCOVERY AT HOME, LLC			1	100%	1
HENRY FORD WEST BLOOMFIELD HOSPITAL			1	100%	1
Harris Hill Nursing Facility		1			1
AUTUMN CARE OF STATESVILLE, LLC		1			1
BAPTIST HOSPITAL LABORATORY			1	100%	1
MOUNT SINAI MEDICAL CENTER HIALEAH			1	100%	1
Florence Nursing and Rehabilitation Center		1			1
COSTCO PHARMACY #1023			1	100%	1
CARESPOT - LEE VISTA			1	100%	1
ST MARY'S OF SAGINAW		1			1
HENRY FORD HOSPITAL			1	100%	1
MISSION HOSPITAL			1	100%	1
BAYLOR SCOTT & WHITE ALL SAINTS MEDICAL CENTER FT			1	100%	1
DOCTORS CHOICE HOME CARE INC			1	100%	1
ALLIANCE LABORATORY SERVICES			1	100%	1
Manor Care Health Care Services - Williamsport North		1			1
Schenectady Center for Rehabilitation & Nursing		1			1
HOLYCROSS URGENT CARE AND IMAGING CENTER		1			1
MERITER LABORATORIES			1	100%	1
RURAL/METRO MIDSOUTH,		1			1
MISSOURI DEPARTMENT OF HEALTH AND SENIOR SERVICES - STATE PH LAB		1			1

# COVID-19: testing by laboratory

Data through Mar 11, 2021 verified as of Mar 12, 2021 at 09:25 AM

Data in this report are provisional and subject to change.

The numbers in the table below represent the number of Florida and non-Florida residents for whom test results were received by the Department of Health. A person can be tested by more than one laboratory and can have both positive and negative results. **Therefore, the sum of the numbers in each column will be larger than the total number of people tested.**

Reporting lab	Inconclusive	Negative	Positive	Percent positive	Total
GATEWAY FAMILY HEALTH CLINIC			1	100%	1
Gulf Coast health and Rehabilitation, LLC		1			1
Jersey City Medical Center		1			1
BETHESDA HEALTH PHYSICIANS GROUP		1			1
BAPTIST EMERGENCY HOSPITAL - KELLY			1	100%	1
Caldwell Care		1			1
UNIVERSITY OF MARYLAND PATHOLOGY ASSOCIATES			1	100%	1
GULF COUNTY HEALTH DEPARTMENT			1	100%	1
Hillside Rehab and Care Center			1	100%	1
EMORY CRAWFORD LONG HOSPITAL			1	100%	1
SV MOBILE HEALTH			1	100%	1
Sage Bluff Health & Rehabilitation Center		1			1
ELKTON TRANSITIONAL CARE CENTER		1			1
SACRED HEART MEDICAL CENTER			1	100%	1
THE HEART HOSPITAL BAYLOR PLANO			1	100%	1
Kroger 894 - The Little Clinic NEC		1			1
CARESPOT EXPRESS HEALTHCARE BOYNTON BEACH			1	100%	1
LEE MEMORIAL HOSPITAL OUTPATIENT SURGERY CENTER			1	100%	1
ATLANTIS VISION CENTER			1	100%	1
METRO HEALTH HOSPITAL LABORATORY		1			1
MEDEXPRESS URGENT CARE - RUSSELLVILLE, W MAIN ST		1			1
MEDEXPRESS URGENT CARE - CONWAY		1			1
Strasburg Care Center		1			1
Walgreens #5065		1			1
TAMPA HEALTH CARE PROVIDERS PA		1			1
SJMC PHYSICIAN SERVICES			1	100%	1
STUDENT HEALTH CENTER			1	100%	1
COVE AT THE MARBELLA,THE			1	100%	1
WALGREENS #10308		1			1
NEW YORK CITY DEPARTMENT OF HEALTH			1	100%	1
KENDALL PEDIATRICS PARTNERS LLC			1	100%	1
TANNER CLINIC			1	100%	1
COLOMBO'S PHARMACY		1			1
LABTECH DIAGNOSTICS			1	100%	1
RENOWN REGIONAL MEDICAL CENTER			1	100%	1
BAYLOR SCOTT & WHITE MEDICAL SURGICAL CLINIC			1	100%	1
MEDEXPRESS URGENT CARE - CABOT			1	100%	1
UNIVERSITY OF VERMONT MEDICAL CENTER			1	100%	1
NEW YORK UNIVERSITY MEDICAL CENTER			1	100%	1
NORTH SHORE HEMATOLOGY-ONCOLOGY ASSOCIATES		1			1
INTERNAL MEDICINE EMILIA MURRAY MD PA		1			1
FLORIDA STATE UNIVERSITY HEALTH SERVICES			1	100%	1
VCU HEALTH SYSTEM AUTHORITY - MCV HOSPITALS			1	100%	1
FAIRVIEW SOUTHDAL			1	100%	1
MOUNT SINAI MEDICAL CENTER OF FLORIDA, INC			1	100%	1
CVS NE2741POCT LA VISTA		1			1

# COVID-19: testing by laboratory

Data through Mar 11, 2021 verified as of Mar 12, 2021 at 09:25 AM

Data in this report are provisional and subject to change.

The numbers in the table below represent the number of Florida and non-Florida residents for whom test results were received by the Department of Health. A person can be tested by more than one laboratory and can have both positive and negative results. **Therefore, the sum of the numbers in each column will be larger than the total number of people tested.**

Reporting lab	Inconclusive	Negative	Positive	Percent positive	Total
POMPANO BEACH ARTIFICIAL KIDNEY CENTER			1	100%	1
ADVENTHEALTH CENTRA CARE POINCIANA			1	100%	1
Sherwood Oaks Health Center			1	100%	1
			1	100%	1
CLERMONT PEDIATRICS, PA			1	100%	1
VENICE REGIONAL BAYFRONT HEALTH			1	100%	1
AFC URGENT CARE GUNBARREL			1	100%	1
WESTCOAST FAMILY PRACTICE		1			1
NEW HORIZON PRIMARY CARE LLC			1	100%	1
Trucare Living Centers - Columbus		1			1
HARRIS URGENT CARE CENTER			1	100%	1
PEDIATRIC URGENT CARE CENTR OF FORT WORTH-LA GRAN			1	100%	1
CENTRAL CAROLINA HOSPITAL			1	100%	1
Lopatcong Center		1			1
HYDE PARK MEDICAL CENTER		1			1
EPIC CARE PHARMACY		1			1
Salem Hills Rehabilitation and Nursing Center		1			1
MEDEXPRESS URGENT CARE - CINNAMINSON		1			1
MERITUS MEDICAL CENTER			1	100%	1
2504-HOMEWOOD		1			1
VA Tennessee Valley HCS-Nashville Campus			1	100%	1
WHEATON FRANCISCAN LABORATORY			1	100%	1
UT HEALTH RGV CLINICAL LABORATORY			1	100%	1
NORTH PALM BEACH DIALYSIS CENTER			1	100%	1
FAMILY MEDICINE AT CELEBRATION		1			1
ASCENSION ST VINCENT'S - WESTSIDE			1	100%	1
SEATTLE-KING COUNTY			1	100%	1
KAISER PERMANENTE REGIONAL REFERENCE LABORATORY		1			1
MEDEXPRESS URGENT CARE - WICHITA, N MAIZE RD		1			1
MIAMI VASCULAR SURGERY			1	100%	1
Glen Oaks Health and REhabilitation		1			1
ADVENTHEALTH IMAGING WINTERGARDEN		1			1
CHC			1	100%	1
MEMORIAL HOSPITAL LOS BANOS			1	100%	1
The Carrington		1			1
MOSOLF PEDIATRICS PA			1	100%	1
ALTA BATES SUMMIT MEDICAL CENTER CLINICAL LAB			1	100%	1
UPS			1	100%	1
SHRIVERS PHARMACY AND WELLNESS CENTER			1	100%	1
FAIRFIELD MEDICAL CENTER			1	100%	1
DEACONESS URGENT CARE CENTER			1	100%	1
ACCESS TOTAL CARE - PORTLAND			1	100%	1
Manor Care of Dallastown d/b/a ManorCare Health Services - Dallastown		1			1
CVS IN6555POCT BROWNSBURG		1			1
BIODORON LABORATORIES			1	100%	1
NHC Chattanooga			1	100%	1

# COVID-19: testing by laboratory

Data through Mar 11, 2021 verified as of Mar 12, 2021 at 09:25 AM

Data in this report are provisional and subject to change.

The numbers in the table below represent the number of Florida and non-Florida residents for whom test results were received by the Department of Health. A person can be tested by more than one laboratory and can have both positive and negative results. **Therefore, the sum of the numbers in each column will be larger than the total number of people tested.**

Reporting lab	Inconclusive	Negative	Positive	Percent positive	Total
MISSION REGIONAL MEDICAL CENTER			1	100%	1
FRANKLIN CBOC			1	100%	1
WMC HEALTH GROUP INC			1	100%	1
ST JOHNS MEDICAL CENTER		1			1
Dexter Health Care		1			1
Mercy Manor Transition Center			1	100%	1
Country View of Sunbury			1	100%	1
INLET CONCIERGE MEDICINE			1	100%	1
MEDOR/ACC SYNCHRONY			1	100%	1
SPECIALTY DRUG TESTING			1	100%	1
THE INTERNAL MEDICAL GROUP		1			1
KROGER 785 - THE LITTLE CLINIC DIXIE HWY		1			1
ABE'S GARDEN/PARK MANOR APARTMENTS		1			1
OPTUM OF HIALEAH		1			1
AMD			1	100%	1
LIFE CARE CENTER OF HILTON HEAD		1			1
PREMIUM HOME HEALTH CARE INC			1	100%	1
OHSU LABORATORY SERVICES		1			1
MEDEXPRESS URGENT CARE - LAWTON		1			1
JACKSONVILLE PEDIATRICS			1	100%	1
Florence Home		1			1
GARDENS PEDIATRICS			1	100%	1
CVS CA8861POCT BUENA PARK		1			1
RAMBAM URGENT CARE			1	100%	1
EVANS FAMILY CARE PA			1	100%	1
MBMG OF WINTER HAVEN			1	100%	1
URGENT DOC -NACOGODOCHES CLINIC			1	100%	1
ST FRANCIS COLLEGE WELLNESS CENTER		1			1
WALMART PHARMACY 10-4554		1			1
LAB PLUS, LLC AT ASCENSION SAINT THOMA		1			1
POINTE MEDICAL SERVICES INC			1	100%	1
MERCY MEDICAL CENTER INC			1	100%	1
FINLAY MEDICAL RESEARCH CORP			1	100%	1
EVERGREEN NURSING HOME		1			1
LANTANA HC LAB			1	100%	1
EXAC CARE CROSSVILLE		1			1
WALGREENS #15291		1			1
FAMILY PRACTICE OF CENTRAL FLORIDA PA			1	100%	1
LAKE REGIONAL HEALTH			1	100%	1
Broomall Manor		1			1
Crisp Regional Nursing and Rehab Center		1			1
CVS OK6225POCT EDMOND		1			1
TREASURE COAST COMMUNITY HEALTH INC			1	100%	1
CARENOW-MONTGOMERY			1	100%	1
HEALTHCARE FOR THE HOMELESS			1	100%	1
PALMETTO PRIMARY CARE PHYSICIANS			1	100%	1

# COVID-19: testing by laboratory

Data through Mar 11, 2021 verified as of Mar 12, 2021 at 09:25 AM

Data in this report are provisional and subject to change.

The numbers in the table below represent the number of Florida and non-Florida residents for whom test results were received by the Department of Health. A person can be tested by more than one laboratory and can have both positive and negative results. **Therefore, the sum of the numbers in each column will be larger than the total number of people tested.**

Reporting lab	Inconclusive	Negative	Positive	Percent positive	Total
Oakland Nursing and Rehabilitation Center		1			1
INFECTION CONTROL DEPT			1	100%	1
ST JUDE CARE CENTER		1			1
LADY OF THE SEA HOSPITAL LAB			1	100%	1
ROSE HAVEN NURSING CENTER		1			1
Birmingham Nursing and Rehabilitation East LLC		1			1
DOCTORS MEMORIAL HOSP HOME HEALTH CARE		1			1
Louis Stokes Cleveland VA - Midtown Dialysis Center		1			1
YOUR HEALTH PEDIATRICS INC			1	100%	1
Livingston County Center for Nursing and Rehabilitation		1			1
OHIOHEALTH URGENT CARE			1	100%	1
Sunnybrook Rehabilitation Center			1	100%	1
ARIZA WELLNESS CARE LLC			1	100%	1
CSL PLASMA LAB			1	100%	1
ONPOINT URGENT CARE			1	100%	1
PALMA CEIA MED GROUP-SWANN		1			1
Walgreens #11724		1			1
THE CENTER FOR DISCOVERY		1			1
BASCOM PALMER EYE INSTITUTE			1	100%	1
CAREHERE HUDSON BAY			1	100%	1
CVS TX7431POCT ROWLETT		1			1
WINCHESTER URGENT CARE, PC		1			1
CVS PA10825POCT PLYMOUTH MEETING		1			1
BRUCE S WEST MD			1	100%	1
PRIMARY AND URGENT CARE			1	100%	1
CLEMENT MANOR HEALTH CENTER		1			1
WESLEY MEDICAL CENTER			1	100%	1
RAYMOND F CARON MD			1	100%	1
REGENTS PARK OF JACKSONVILLE			1	100%	1
Shelbyville Manor		1			1
1ST MED DOTHAN			1	100%	1
DAVENPORT DIALYSIS CENTER		1			1
PROGRESSIVE MEDICAL RESEARCH			1	100%	1
BAPTIST HEALTH EXPRESS CARE			1	100%	1
Jacaranda Manor			1	100%	1
15 TO KNOW			1	100%	1
Mayfair Village Nursing Care Center		1			1
WELLPATH			1	100%	1
CVS IL2297651CV JOLIET		1			1
COMMUNITY HOSPITALS INDIANAPOLIS			1	100%	1
Bayou Vista Community Care Center			1	100%	1
KANA MEDICAL			1	100%	1
ENCOMPASS HEALTH REHABILITATION HOSPITAL OF MIAMI			1	100%	1
JPS HEALTH CENTER AT TRUE WORTH PLACE			1	100%	1
NHC DICKSON		1			1
FLORIDA MEDICAL CLINIC PA GI			1	100%	1

# COVID-19: testing by laboratory

Data through Mar 11, 2021 verified as of Mar 12, 2021 at 09:25 AM

Data in this report are provisional and subject to change.

The numbers in the table below represent the number of Florida and non-Florida residents for whom test results were received by the Department of Health. A person can be tested by more than one laboratory and can have both positive and negative results. **Therefore, the sum of the numbers in each column will be larger than the total number of people tested.**

Reporting lab	Inconclusive	Negative	Positive	Percent positive	Total
HCA HOUSTON ER 24/7			1	100%	1
VA ST LOUIS HEALTH CARE SYSTEM			1	100%	1
SIPERSTEIN DERMATOLOGY LLC			1	100%	1
SUNCOAST RESEARCH GROUP LLC			1	100%	1
Lemont Nursing and Rehab Center			1	100%	1
CVS AZ10529POCT SCOTTSDALE		1			1
RIDGEFIELD PEDIATRIC ASSOCIATES		1			1
NORTH SHORE MEDICAL CENTER - SALEM HOSPITAL			1	100%	1
Douglas County Health Center		1			1
ABBOTT LABORATORIES - OCCUPATIONAL HEALTH SERVICES			1	100%	1
SKYRIDGE CLINICAL ASSOCIATES		1			1
ELITE MEDICAL LABORATORY SOLUTIONS LLC			1	100%	1
KNAPP MEDICAL GROUP			1	100%	1
Belvoir Woods Health Care Center at The Fairfax		1			1
DILELLA			1	100%	1
WAKULLA URGENT CARE & DIAGNOSTIC			1	100%	1
BEAUMONT HOSPITAL			1	100%	1
CVS MA41POCT TAUNTON		1			1
SPRINGFIELD HOSPITAL			1	100%	1
MEDPOST - NORTH DALLAS			1	100%	1
LIMA MEMORIAL HOSPITAL			1	100%	1
MEDEXPRESS URGENT CARE-VINLAND SOUTH			1	100%	1
Granville Center		1			1
JERSEY IRISH MEDICAL		1			1
Kroger 433 - The Little Clinic Atoka		1			1
HOLLAND COMMUNITY HOSPITAL		1			1
Tremont Health & Rehabilitation Center		1			1
NORTH CAROLINA STATE LABORATORY OF PUBLIC HEALTH, SPECTRUM LAB NETWORK			1	100%	1
Bethel Lutheran Nursing & Rehabilitation Center		1			1
CVS TN6414POCT SMYRNA		1			1
HEALTHPLUS			1	100%	1
SOLARIS HEALTHCARE PLANT CITY		1			1
CONCENTRA - OCALA		1			1
BEAUMONT REFERENCE LABORATORY			1	100%	1
Cerenity Senior Care-White Bear Lake		1			1
MEDEXPRESS URGENT CARE - DANVILLE		1			1
FAYETTE MEDICAL CENTER LAB		1			1
ADVENTHEALTH PHYSICIAN GROUP - APPLEWOOD			1	100%	1
SOUTHERN FAMILY HEALTH			1	100%	1
Newton Wellesley Center for Alzheimer's Care		1			1
CITRONELLE HEALTH AND REHABILITATION CENTER		1			1
OCALA REGIONAL DIALYSIS- NORTH			1	100%	1
SHANDS JACKSONVILLE CLINICAL CENTER			1	100%	1
INTERIM HEALTHCARE OF PALM COAST			1	100%	1
IVY CREEK HEALTHCARE & WELLNESS CENTRE			1	100%	1
REFERENCE LABORATORY			1	100%	1

# COVID-19: testing by laboratory

Data through Mar 11, 2021 verified as of Mar 12, 2021 at 09:25 AM

Data in this report are provisional and subject to change.

The numbers in the table below represent the number of Florida and non-Florida residents for whom test results were received by the Department of Health. A person can be tested by more than one laboratory and can have both positive and negative results. **Therefore, the sum of the numbers in each column will be larger than the total number of people tested.**

Reporting lab	Inconclusive	Negative	Positive	Percent positive	Total
CELEBRATION FAMILY PHYSICIANS LLC			1	100%	1
CARESPOT - OCOEE			1	100%	1
DW MCMILLAN MEMORIAL HOSPITAL LABORATORY			1	100%	1
PULMONARY, CRITICAL CARE AND SLEEP DISORDERS INSTITUTE OF SOUTH FLORID			1	100%	1
Home Health Care Clinic		1			1
ADVENT HEALTH - OWASA			1	100%	1
UF HEALTH THE VILLAGES			1	100%	1
PENNY PEDIATRICS		1			1
AFTER HOURS CLINIC			1	100%	1
INNOVATIVE HEALTH DIAGNOSTIC OF CALIFORNIA			1	100%	1
MONMOUTH MEDICALC ENTER		1			1
SKR MEDICAL ADVISORS		1			1
ASHLEY PEDICATRICS DAY AND NIGHT CLINIC			1	100%	1
HORIZON MEDICAL CENTER			1	100%	1
Edinboro Manor		1			1
Smg/North Jersey Hematology & Oncology		1			1
TRAVIS LEE THOMPSON MD			1	100%	1
RIVERTON CBOC			1	100%	1
PSL JAX BEACH OPERATIONS LLC			1	100%	1
MED TECH CLINICAL LABORATORY		1			1
LAB PLUS, LLC			1	100%	1
NANCY M WORTHINGTON MD PA			1	100%	1
COMMUNITY MEDICAL CARE			1	100%	1
HOLMES FAMILY PRACTICE PA			1	100%	1
Cooperstown Center for Nursing and Rehabilitation		1			1
PARK AVENUE DERMATOLOGY NORTH			1	100%	1
SPECTRUM LUDINGTON			1	100%	1
Kroger 397 - The Little Clinic Frankfort East		1			1
SELF REGIONAL HEALTHCARE			1	100%	1
Memorial Health Care Center			1	100%	1
GOSHEN HOSPITAL			1	100%	1
NORTHSIDE FAMILY MEDICINE		1			1
MYLAN-SOUTH POINT PA		1			1
BAXTER REGIONAL MEDICAL CENTER			1	100%	1
Henry County Health and Rehabilitation		1			1
HOWELL BRANCH COURT			1	100%	1
SANITAS RESEARCH LLC			1	100%	1
DAVENPORT PEDIATRICS CLERMONT			1	100%	1
IVAN, MAYA			1	100%	1
Kroger - KRO01100688			1	100%	1
PEDIATRIC ASSOCIATES - JACKSONVILLE			1	100%	1
COUNTRYSIDE PEDIATRIC CARE PA			1	100%	1
HEALTH NETWORK			1	100%	1
WEST PALM BEACH PHARMACEUTICALS LLC			1	100%	1
JOHNSON MEDICAL SERVICES			1	100%	1
HENRICO DOCTOR'S LABORATORY			1	100%	1

# COVID-19: testing by laboratory

Data through Mar 11, 2021 verified as of Mar 12, 2021 at 09:25 AM

Data in this report are provisional and subject to change.

The numbers in the table below represent the number of Florida and non-Florida residents for whom test results were received by the Department of Health. A person can be tested by more than one laboratory and can have both positive and negative results. **Therefore, the sum of the numbers in each column will be larger than the total number of people tested.**

Reporting lab	Inconclusive	Negative	Positive	Percent positive	Total
MIL LAKE HEALTHCARE CENTER INC PEDIATRICS			1	100%	1
HELIX BIOMEDICS LLC			1	100%	1
SOUTHERN WINDS			1	100%	1
CORPUS CHRISTI MEDICAL CENTER			1	100%	1
FIU HEALTH CARE CENTER			1	100%	1
INNOVATIVE CARE II LLC			1	100%	1
Manassas Health & Rehab			1	100%	1
SARASOTA MEMORIAL HOSPITAL		1			1
SOPHIA MEDICAL ASSOCIATES, PC			1	100%	1
MARYLAND DEPARTMENT OF HEALTH AND MENTAL HYGIENE-LABORATORIES			1	100%	1
CRUSADER COMMUNITY HEALTH			1	100%	1
LAKE COMMUNITY ACTION AGENCY		1			1
St. Luke's Care Center		1			1
FALKVILLE HEALTHCARE		1			1
CENTRAL TX URGENT CARE			1	100%	1
PROGENESIS INC			1	100%	1
VERITAS GENETICS, INC.			1	100%	1
MEDEXPRESS URGENT CARE - LINCOLN		1			1
CVS TX1057POCT SAN ANTONIO		1			1
LEGACY AT HIGHWOODS PRESERVE		1			1
LOUIS A JOHNSON VAMC		1			1
VIVIAN SIMMONS FAMILY PRACTICE			1	100%	1
SUPREME MEDICAL GROUP PLLC			1	100%	1
PRIME CARE FAMILY MEDICINE			1	100%	1
OMNICARE PHARMACY OF TEXAS 1, LP		1			1
GSM OCED Subsection			1	100%	1
LABORATORY COPORATION OF AMERICA			1	100%	1
QUALITY CLINICAL LAB LLC			1	100%	1
CVS MA1022POCT CAMBRIDGE		1			1
MEDICAL CITY NORTH HILLS			1	100%	1
ST JOHNS EPISCOPAL HOSPITAL SOUTH SHORE		1			1
THEDACARE FAMILY MEDICINE GATEWAY			1	100%	1
PRISMA HEALTH TUOMEY LABORATORY			1	100%	1
AMBRY GENETICS CORP	1				1
Brookcrest Nursing Home		1			1
SUMMIT DETOX INC			1	100%	1
COMMONWEALTH OF VIRGINIA DIVISION OF CONSOLIDATED LABORATORY SERVICES			1	100%	1
BEACHSIDE DETOX		1			1
MRMC LAB MICRO			1	100%	1
MEDEXPRESS URGENT CARE - LEOMINSTER		1			1
CAREWELL URGENT CARE FITCHBURG			1	100%	1
SKY RIDGE MEDICAL CENTER - MICRO			1	100%	1
ACCESS FAMILY CARE LLC			1	100%	1
US LABORATORIES			1	100%	1
BRISTOL REGINAL MEDICAL CENTER			1	100%	1
LABTEST LLC LABTEST DIAGNOSTICS			1	100%	1

# COVID-19: testing by laboratory

Data through Mar 11, 2021 verified as of Mar 12, 2021 at 09:25 AM

Data in this report are provisional and subject to change.

The numbers in the table below represent the number of Florida and non-Florida residents for whom test results were received by the Department of Health. A person can be tested by more than one laboratory and can have both positive and negative results. **Therefore, the sum of the numbers in each column will be larger than the total number of people tested.**

Reporting lab	Inconclusive	Negative	Positive	Percent positive	Total
CVS OH3980POCT KENT		1			1
SILVER SPRINGS SHORES DIALYSIS			1	100%	1
BAPTIST HOSPITAL PRIMARY CARE GULF BREEZE			1	100%	1
Raleigh Center (WV)			1	100%	1
LAKE VIEW COURT		1			1
WELLCARE URGENT CARE			1	100%	1
GILBERT MEDICAL GROUP			1	100%	1
HARDEN DIALYSIS		1			1
SHAMRA MEDICAL LABORATORY			1	100%	1
MEDEXPRESS URGENT CARE - EWING		1			1
HEALTH GUAGE			1	100%	1
KEY WEST BRANCH MEDICAL CLINIC			1	100%	1
Kroger 49 - The Little Clinic Wichita - 21st St.			1	100%	1
INDIGO PALMS			1	100%	1
YOUR KIDS URGENT CARE			1	100%	1
OMNI HEALTHCARE INC			1	100%	1
SPRINGBROOK HOSPITAL			1	100%	1
MT CARMEL NURSING HOME		1			1
FORT LOUDOUN PRIMARY CARE		1			1
ADVENTHEALTH MEDICAL GROUP PEDIATRICS DIABETES &			1	100%	1
CONSULATE HEALTH CARE OF VERO BEACH			1	100%	1
MIAMI CHILDRENS HOSPITAL MIDTOWN OUTPATIENT CENTER			1	100%	1
RENE F CEDENO DMD PA		1			1
Good Samaritan Society-Atkinson		1			1
NEW ERA HEALTH CENTER INC		1			1
EMERALD HEALTH CARE		1			1
Aspire Physical Recovery Center at Cahaba River		1			1
KELLY			1	100%	1
ORLANDO DIALYSIS		1			1
LAREDO EMERGENCY ROOM			1	100%	1
PREVENTIVE CARDIOLOGY AND INTERNAL MEDICINE ASSOCI			1	100%	1
METHODISM MIDLOTHIAN MEDICAL CENTER			1	100%	1
CLARKSVILLE MANOR INC		1			1
NEW ULM MEDICAL CENTER			1	100%	1
ATMORE COMMUNITY HOSPITAL			1	100%	1
CHAMBREL AT PINECASTLE			1	100%	1
ADVANTA LABS, LLC		1			1
Kroger 353 - The Little Clinic Harpers Point		1			1
SOUTH TEXAS HEALTH SYSTEM ER - WARE ROAD			1	100%	1
SOWAL HEALTH & DRUG			1	100%	1
BRADENTON CONVENTION CENTER			1	100%	1
TRIPLE O RESEARCH INSTITUTE PA			1	100%	1
THYROID SPECIALTY LABORATORY			1	100%	1
ADVENT HEALTH MEDICAL GROUP MULTISPECIALTY			1	100%	1
PowerBack Piscataway Center		1			1
NICKLAUS CHILDREN'S DORAL OUTPATIENT CENTER			1	100%	1

# COVID-19: testing by laboratory

Data through Mar 11, 2021 verified as of Mar 12, 2021 at 09:25 AM

Data in this report are provisional and subject to change.

The numbers in the table below represent the number of Florida and non-Florida residents for whom test results were received by the Department of Health. A person can be tested by more than one laboratory and can have both positive and negative results. **Therefore, the sum of the numbers in each column will be larger than the total number of people tested.**

Reporting lab	Inconclusive	Negative	Positive	Percent positive	Total
DEPT OF VA MEDICAL CENTER - MIAMI			1	100%	1
DOCTORS CARE - AIKEN MALL			1	100%	1
BAYFRONT CARDIOVASCULAR ASSOCIATES			1	100%	1
Walgreens #9121		1			1
CVS AZ4795POCT MESA		1			1
MEDIPLUS CLINIC, INC			1	100%	1
BIOLOGICAL AND CHEMICAL EMERGENCIES LABORATORY			1	100%	1
OHIO VALLEY MANOR NURSING &		1			1
PUBLIC HEALTH LABORATORIES			1	100%	1
ASANTE THREE RIVERS MEDICAL CENTER LAB		1			1
ELLIS HOSPITAL URGENT CARE CENTER LAB		1			1
DECATUR MORGAN HOSPITAL - DECATUR GENE		1			1
LARKIN COMMUNITY HOSPITAL PALM SPRINGS CAMPUS			1	100%	1
CVS CA9823POCT SACRAMENTO		1			1
VISTACARE PHARMACY I		1			1
XSTREMEMD			1	100%	1
SISTERS MISSION			1	100%	1
WELLMED AT LINEBAUGH AVE			1	100%	1
PAUL C SCHWARTZ & MELVIN L WEIDMAN		1			1
Kroger - KRO70300083			1	100%	1
CLERMONT HEALTH DEPARTMENT			1	100%	1
OMNI HEALTHCARE URGENT CARE			1	100%	1
NEW MILFORD HOSPITAL			1	100%	1
SAINT PETE MRI			1	100%	1
RESIDENCES AT MIAMI / REIGN GARDENS LLC, THE			1	100%	1
TMH PHYSICIAN PARTNERS			1	100%	1
NEWCARE PRIMARY MEDICINE			1	100%	1
CFHC - FROSTPROOF			1	100%	1
MAIN STREET PHARMACY OF MARCELLUS, INC		1			1
MID-SOUTH URGENT CARE, PLLC			1	100%	1
WOMENS CARE FLORIDA LLC			1	100%	1
Masonic Medical Research Institute			1	100%	1
NORTHEAST TEXAS DIALYSIS		1			1
ABSOLUTE CAREGIVERS HOME HEALTH AGENCY INC			1	100%	1
LSU MEDICAL CENTER			1	100%	1
TMH PHYSICIAN PARTNERS WAKULLA			1	100%	1
THE DOCTORS OFFICE OF BRICK, LLC		1			1
ROAN MOUNTAIN MEDICAL CENTER			1	100%	1
Medicalodges Neosho			1	100%	1
CAMP BOGGY CREEK		1			1
Kroger 367 - The Little Clinic Walton		1			1
SHARON REGIONAL MEDICAL CENTER			1	100%	1
WAYCROSS INTRTNAL MEDICINE			1	100%	1
Ash Flat Healthcare and Rehabilitation Center			1	100%	1
DIGNITY HEALING LLC			1	100%	1
THE CHILDREN'S HOSPITAL OF PHILADELPHIA		1			1

# COVID-19: testing by laboratory

Data through Mar 11, 2021 verified as of Mar 12, 2021 at 09:25 AM

Data in this report are provisional and subject to change.

The numbers in the table below represent the number of Florida and non-Florida residents for whom test results were received by the Department of Health. A person can be tested by more than one laboratory and can have both positive and negative results. **Therefore, the sum of the numbers in each column will be larger than the total number of people tested.**

Reporting lab	Inconclusive	Negative	Positive	Percent positive	Total
LAB. CORP. OF AMERICA			1	100%	1
HOLYOKE MEDICAL CENTER			1	100%	1
Accordius Health at Gastonia			1	100%	1
Kroger 527 - The Little Clinic Hwy 70 S.		1			1
Walgreens #19461		1			1
ANDREWS			1	100%	1
HANCOCK REGIONAL HOSPITAL		1			1
Central Alabama Veterans HCS - East Campus		1			1
FAMILY MEDICAL CENTERS			1	100%	1
IDAHO HEALTH DEPARTMENT			1	100%	1
Oakview Manor Health and Rehab		1			1
ABSOLUTE QUICK CARE			1	100%	1
EAST END PEDIATRICS		1			1
OCEAN MEDICAL CENTER		1			1
MARYWOOD HEIGHTS		1			1
HIGHLAND PARK LAKEWOOD PRESTON HOLLOW			1	100%	1
MEDICAL ASSOCIATES OF PINELLAS - LAB			1	100%	1
Kroger 539 - The Little Clinic Memorial Blvd.		1			1
NORTH SHORE HEMATOLOGY-ONCOLOGY ASSOCI		1			1
CLINICAL LABORATORY DEPARTMENT			1	100%	1
CLINTON DRUG STORE		1			1
BAYFRONT HEAL WOUND CARE AND HYPERBARIC CENTER			1	100%	1
J F K PEDIATRICS			1	100%	1
ADVANCE GASTROENTEROLOGY			1	100%	1
CLINICAL MICROBIOLOGY LAB FAIRVIEW UNIVERSITY HOSPITAL			1	100%	1
PUBLIX PHARMACY #0332		1			1
PALOMAR MEDICAL CENTER			1	100%	1
IMA MEDICAL CENTER OF OVIEDO			1	100%	1
CHILDRENS HEALTHCARE CTE OF NORTHERN		1			1
FRONT PORCH PEDIATRICS PLLC			1	100%	1
CARENOW URGENT CARE-HENDERSONVILLE		1			1
BEVERLY ADVANCED PRACTICE NURSING		1			1
MERCY - NORTH IOWA			1	100%	1
FLORIDA DIGESTIVE AND LIVER SPECIALISTS			1	100%	1
TALLAHASSEE DIALYSIS		1			1
PARTNERS IN PRIMARY CARE		1			1
Kroger 923 - The Little Clinic Centerville		1			1
Oak Hill Health & Rehabilitation Center			1	100%	1
St. Anne Home		1			1
PARKWAY REGIONAL MEDICAL CENTER LAB			1	100%	1
VICTORIA PAIN AND REHABILITATION CENTER			1	100%	1
CHRISTIANA HOSPITAL		1			1
SUNY AT STONY BROOK			1	100%	1
WINCHESTER HOSPITAL			1	100%	1
CVS MA969POCT PALMER		1			1
GULF BREEZE TREATMENT CENTER, LLC			1	100%	1

# COVID-19: testing by laboratory

Data through Mar 11, 2021 verified as of Mar 12, 2021 at 09:25 AM

Data in this report are provisional and subject to change.

The numbers in the table below represent the number of Florida and non-Florida residents for whom test results were received by the Department of Health. A person can be tested by more than one laboratory and can have both positive and negative results. **Therefore, the sum of the numbers in each column will be larger than the total number of people tested.**

Reporting lab	Inconclusive	Negative	Positive	Percent positive	Total
Vibralfife of El Paso Rehabilitation Center			1	100%	1
COLONIAL HEALTH CARE		1			1
Rio Grande City Nursing and Rehab Center			1	100%	1
PROVIDENCE HOSPITAL			1	100%	1
Riverside Nursing & Rehabilitation Center		1			1
PENROSE HOSPITAL			1	100%	1
MEDERI CARETENDERS VS OF SE FL LLC DBA			1	100%	1
PEACHEALTH LABORATORIES		1			1
NEMOURS CHILDRENS URGENT CARE			1	100%	1
SANTA MONICA CA-UCLA MC			1	100%	1
FLAGLER MEDICAL ASSOCIATES PA			1	100%	1
SOUTHEASTERN HEALTH FACILITES, INC		1			1
CHATEAU MADELEINE - SENIOR LIVING & MEMORY CARE			1	100%	1
DR JAMES D FORBES FAMILY CARE CENTER			1	100%	1
FREDERICK MEMORIAL HOSPITAL			1	100%	1
Arch Plaza Nursing and Rehabilitation Center			1	100%	1
HAWAII DEPARTMENT OF HEALTH LAB			1	100%	1
LONESTAR 24HRER MANAGEMENT LLC DBA LONESTAR 24HRER			1	100%	1
PAMC MICRO LAB			1	100%	1
DOCTOR TODAY URGENT CARE			1	100%	1
WALGREENS NO 10512			1	100%	1
SOUTHWEST ORLANDO FAMILY MEDICINE, PL			1	100%	1
JEFFREY A HIRSCHFIELD, MD PA			1	100%	1
DONALSONVILLE HOSPITAL			1	100%	1
PINELLAS POINT NURSING AND REHAB CENTER			1	100%	1
ADVENTHEALTH HOME CARE WATERMAN			1	100%	1
PENSACOLA PATHOLOGY		1			1
MIRAMAR KIDNEY CENTER		1			1
American Fork Care Center dba Heritage Care Center		1			1
ADVANCED RESEARCH AND DIAGNOSTIC LABORATORY UNIVERSITY OF MINNESOTA			1	100%	1
CHILDRENS SPECIALIST PEDIATRIC PULMMOLOGY &			1	100%	1
EVEXIA DIAGNOSTICS			1	100%	1
ER NEAR ME HULEN		1			1
RANDOLPH COUNTY HEALTH & REHABILITATIO		1			1
CENTRAL FLORIDA MEDICAL CARE			1	100%	1
SOUTH FLORIDA URGENT CARE CENTERS, LLC			1	100%	1
Mountain City Care and Rehabilitation Center		1			1
Englewood Health Care Center		1			1
MEDEXPRESS URGENT CARE - MT EPHRAIM		1			1
Baypoint Healthcare Center			1	100%	1
MEDHEALTH CLINICAL INC			1	100%	1
Parkside Manor		1			1
CANDLER HOSPITAL			1	100%	1
AVON PARK CLUSTER		1			1
MEMORIAL HOSPITAL AT GULFPORT			1	100%	1
CAN COMMUNITY HEALTH LLC		1			1

# COVID-19: testing by laboratory

Data through Mar 11, 2021 verified as of Mar 12, 2021 at 09:25 AM

Data in this report are provisional and subject to change.

The numbers in the table below represent the number of Florida and non-Florida residents for whom test results were received by the Department of Health. A person can be tested by more than one laboratory and can have both positive and negative results. **Therefore, the sum of the numbers in each column will be larger than the total number of people tested.**

Reporting lab	Inconclusive	Negative	Positive	Percent positive	Total
DERMDX, DIV OF AURORA DIAGNOSTICS/BERNHARDT LAB		1			1
CAROMONT HEALTH			1	100%	1
HALIFAX HEALTH PRIMARY CARE			1	100%	1
MINUTE CLINIC DIAGNOSTIC PA			1	100%	1
LOUIS STOKES CLEVELAND VA MEDICAL CENTER			1	100%	1
SOUTH DADE NURSING & REHABILITATION CENTER			1	100%	1
PROVIDENCE PORTLAND MEDICAL CENTER	1				1
GOOD SAMARITAN HOSPITAL			1	100%	1
TENNOVA HEALTHCARE - CLEVELAND			1	100%	1
Kroger 126 - The Little Clinic Cottonwood		1			1
Monument Health Strugis Care Center		1			1
OMC PRIMARY CARE - HOSPITAL CAMPUS			1	100%	1
ORLANDO HEALTH MEDICAL GROUP			1	100%	1
MARTIN MEM FAMILY CARE AT ST LUCIE W			1	100%	1
RESOURCE PATH LLC			1	100%	1
FLORIDA CLINICAL LABORATORY INC DBA			1	100%	1
PINNACLE DIALYSIS		1			1
DOCTORS AFTER HOURS URGENT CARE CENTER			1	100%	1
CVS IL2297144CV CHICAGO		1			1
PUBLIX PHARMACY #1114			1	100%	1
YUMA REGIONAL MEDICAL CENTER			1	100%	1
CAH ACQUISITION COMPANY 11 LLC			1	100%	1
ALABAMA REFERENCE LAB			1	100%	1
CARENOW MIDTOWN			1	100%	1
OPTUM PRIMARY CARE			1	100%	1
Consulate Health Care of Tallahassee			1	100%	1
NORTHWEST FLORIDA SPECIALTY PHYSICIANS LLC		1			1
ENCORE AT BOCA RATON, THE			1	100%	1
FOUNDATION LABORATORY			1	100%	1
CVS TX3702POCT KATY		1			1
Kroger 968 - The Little Clinic Colerain Township		1			1
SUTTER GOULD MEDICAL FOUNDATION			1	100%	1
MEDCOR INC			1	100%	1
HUNEYCUTT FAMILY PRACTICE			1	100%	1
ASHLEY CLINICAL DIAGNOSTIC LABORATORY			1	100%	1
Lenbrook		1			1
MINUTECLINIC DIAGNOSTIC OF VIRGINIA, LLC #1980		1			1
JACKSON MADISON CO. GEN. HOSPITAL			1	100%	1
WELLINGTON WEST 100176			1	100%	1
SUN CITY DIAGNOSTIC CENTER			1	100%	1
SAINT ALPHONSUS REGIONAL MEDICAL CENTER			1	100%	1
ODYSSEY HEALTH CARE OF MARION COUNTY LLC		1			1
SURGERY CENTER, THE			1	100%	1
Kroger - KRO03400316			1	100%	1
Waycross VA CBOC		1			1
FLORIDA DEPARTMENT OF HEALTH PALM BEACH COUNTY			1	100%	1

# COVID-19: testing by laboratory

Data through Mar 11, 2021 verified as of Mar 12, 2021 at 09:25 AM

Data in this report are provisional and subject to change.

The numbers in the table below represent the number of Florida and non-Florida residents for whom test results were received by the Department of Health. A person can be tested by more than one laboratory and can have both positive and negative results. **Therefore, the sum of the numbers in each column will be larger than the total number of people tested.**

Reporting lab	Inconclusive	Negative	Positive	Percent positive	Total
Moab Regional Hospital			1	100%	1
VETERANS AFFAIRS MEDICAL CENTER - EAST ORANGE			1	100%	1
HHCS PHARMACY INC			1	100%	1
GABRIELA GOLDSTEIN MD PA			1	100%	1
THE NEW JEWISH HOME		1			1
ROYAL PALM PEDIATRICS			1	100%	1
LITTLE FALLS HOSPITAL LABORATORY		1			1
LCMC LAB SUBSECTION		1			1
SUN CLINICAL LABORATORIES			1	100%	1
HSRE-ASL CASSELBERRY TRS, LLC			1	100%	1
Ashland Place Health and Rehabilitation, LLC		1			1
FLORIDA HOME HEALTH			1	100%	1
HEARTLAND OF ZEPHYRHILLS FL, LLC			1	100%	1
ST.ELIZABETH HEALTH CENTER	1				1
NAVARRO MEDICAL CENTERS LLC			1	100%	1
CHATSWORTH ASSISTED LIVING COMMUNITY AT PGA NATIONAL			1	100%	1
WILMINGTON NURSING AND REHAB			1	100%	1
RED HOOK FAMILY PRACTICE		1			1
NORTH WEST FLORIDA DIAGNOSTIC ENOCRINOLOGY CLINIC			1	100%	1
Maplewood of Cheshire County		1			1
CERMAK HEALTH SERVICES			1	100%	1
SKY LAKES MEDICAL CENTER		1			1
Williamstown Commons			1	100%	1
CVS AZ7263POCT PHOENIX		1			1
DESTIN SURGERY CENTER LTD		1			1
SHAW MEDICAL GROUP LLC			1	100%	1
MEDICAL EXAMINERS OFFICE, LEESBURG			1	100%	1
TCPA CLINICAL LABORATORIES			1	100%	1
KIOSK MEDICINE KENTUCKY LLC		1			1
HOUSTON MEDICAL CENTER			1	100%	1
St. Catherine's manor of Findlay		1			1
EXPRESS LAB LIVINGSTON			1	100%	1
SOUTHWESTERN VERMONT MEDICAL CENTER			1	100%	1
TARRYTOWN PHARMACY			1	100%	1
Kroger 588 - The Little Clinic Thompsons Station		1			1
GENESIS HOME HEALTH CARE SERVICES OF			1	100%	1
ATHENS MEDICAL CENTER			1	100%	1
Schoenbrunn Healthcare		1			1
Heartland Health Care Center Jacksonville			1	100%	1
ADVENTHEALTH MEDICAL GROUP INTERNAL MEDICINE AT MILLS			1	100%	1
FAITH FAMILY PRACTICE			1	100%	1
TITUSVILLE TOWERS ASSISTED LIVING		1			1
DEVITA		1			1
MEMORIAL HOSPITAL - BELLEVILLE			1	100%	1
NSPIRE HEALTHCARE PLANTATION			1	100%	1
MINUTECLINIC DIAGNOSTIC OF KANSAS, PC		1			1

# COVID-19: testing by laboratory

Data through Mar 11, 2021 verified as of Mar 12, 2021 at 09:25 AM

Data in this report are provisional and subject to change.

The numbers in the table below represent the number of Florida and non-Florida residents for whom test results were received by the Department of Health. A person can be tested by more than one laboratory and can have both positive and negative results. **Therefore, the sum of the numbers in each column will be larger than the total number of people tested.**

Reporting lab	Inconclusive	Negative	Positive	Percent positive	Total
BLACKBAG DIGITAL HEALTH LLC		1			1
SYNAPSE ANALYTICAL LABS		1			1
LIFESTREAM BEHAVIORAL CENTER INC			1	100%	1
ALL PRO ORTHOPEDICS & SPORTS MEDICINE, PA			1	100%	1
EXACCARE KINGSTON, LLC			1	100%	1
DAVITA DIALYSIS-NORTH			1	100%	1
Port Orange Nursing And Rehab Center			1	100%	1
SPARTANBURG REGIONAL MEDICAL CENTER			1	100%	1
MEMORIAL HERMANN KATY HOSPITAL			1	100%	1
SELECT SPECIALTY HOSPITAL - ORLANDO SOUTH			1	100%	1
ADVENTHEALTH DURAND			1	100%	1
Southern Pines Healthcare Center		1			1
KEY BISCAYNE PEDIATRIC ASSOCIATES INC			1	100%	1
SUMMERFIELD PAIN MANAGEMENT			1	100%	1
Freedom Pointe at The Villages			1	100%	1
Wedgewood Manor		1			1
ONslow COUNTY HEALTH DEPARTMENT			1	100%	1
CYPRESS CREEK DIALYSIS CTR			1	100%	1
LIBERTY COMMONS NURSING AND REHABILITA		1			1
REHABILITATION CENTER OF SOUTH GEORGIA		1			1
CORNERSTONE DRUG AND GIFT INC		1			1
OMAHA VA MEDICAL CENTER			1	100%	1
Kroger 500 - The Little Clinic Speedway		1			1
ANY LAB TEST NOW JACKSONVILLE		1			1
PULMONARY MEDICINE		1			1
CARDIAC AND VASCULAR CONSULTANTS MD PA		1			1
GALVESTON COUNTY HEALTH DISTRICT			1	100%	1
VAULT MEDICAL SERVICES			1	100%	1
CORPORATION OF AMERICA		1			1
TEXAS HEALTH HARRIS METHODIST HOSPITAL			1	100%	1
ENCOMPASS HEALTH HOME HEALTH		1			1
Orchid Cove at Naples			1	100%	1
TEXAS HEALTH ARLINGTON MEMORIAL HOSPITAL			1	100%	1
URGENT CARE CENTER OF PORT ORANGE LLC			1	100%	1
Kroger 524 - The Little Clinic Iron Bridge Road		1			1
Glenburn Home		1			1
PHYSICIANS ASSOCIATES PA			1	100%	1
VITAL CARE			1	100%	1
MEDEX CLINIC LLC			1	100%	1
Kroger 379 - The Little Clinic Stony Brook		1			1
PANCARE HEALTH - CARR ELEM & MIDDLE SCHOOL			1	100%	1
MAINE HEALTH AND ENVIRONMENTAL TESTING LABORATORY			1	100%	1
USF PHYSICIANS GROUP			1	100%	1
WALGREENS # 12338		1			1
BREVARD COUNTY JAIL			1	100%	1
Kroger 717 - The Little Clinic Dolphin Drive			1	100%	1

# COVID-19: testing by laboratory

Data through Mar 11, 2021 verified as of Mar 12, 2021 at 09:25 AM

Data in this report are provisional and subject to change.

The numbers in the table below represent the number of Florida and non-Florida residents for whom test results were received by the Department of Health. A person can be tested by more than one laboratory and can have both positive and negative results. **Therefore, the sum of the numbers in each column will be larger than the total number of people tested.**

Reporting lab	Inconclusive	Negative	Positive	Percent positive	Total
Walgreens #9890		1			1
BHS PHYSICIAN NETWORK			1	100%	1
KEATING SPORTS CENTER		1			1
ORMOND BEACH DIALYSIS			1	100%	1
ST VINCENT'S AMBULATORY CARE INC			1	100%	1
REGIONAL MED CTR BAYONET POINT			1	100%	1
WALGREENS #06025		1			1
DUKE UNIVERSITY POINT OF CARE TESTING PROGRAM			1	100%	1
NEW ERA COMMUNITY HEALTH CENTER LLC		1			1
SUNSHINE FAMILY & WELLNESS CENTER			1	100%	1
ISLAND NURSING HOME			1	100%	1
MINUTECLINIC, LLC #07876			1	100%	1
BAPTIST HEALTH MEDICAL PLAZA			1	100%	1
HALIFAX FAMILY HEALTH CENTER			1	100%	1
NEW YORK STATE DEPARTMENT OF HEALTH			1	100%	1
Ravenwood Speciality Care		1			1
CLEVELAND CLINIC FLORIDA WAIVED			1	100%	1
HAPPY KIDZ PEDIATRICS PL			1	100%	1
PALM BEACH COUNTY HEALTH DEPT.			1	100%	1
AVALON MEDICAL GROUP			1	100%	1
USCG AIR STATION CLEARWATER CLINIC			1	100%	1
ENT & ALLERGY ASSOCIATES, LLP - SLEEPY HOLLOW (ABBOTT)		1			1
DR PHILLIPS CENTER FOR WELLNESS		1			1
FLORIDA HOSPITAL TRANSPLANT CENTER		1			1
MARTIN ARMY COMMUNITY HOSPITAL			1	100%	1
EASTGENE LABORATORIES		1			1
MEDEXPRESS URGENT CARE - BENTONVILLE		1			1
ABRAKIDABRA KIDS CLINIC			1	100%	1
ADVENTHEALTH SENIOR CARE AT ORMOND			1	100%	1
ASSOCIATES IN INTERNAL MEDICINE PA			1	100%	1
KETTERING MEDICAL CENTER			1	100%	1
LAKEWOOD RANCH MEDICAL GROUP LLC			1	100%	1
AVERA SACRED HEART HOSPITAL			1	100%	1
LAKESIDE MEDICAL CENTER		1			1
FAMILY MEDICAL CENTER OF HOLLYWOOD PA			1	100%	1
West Bay of Tampa Center			1	100%	1
BRUNSWICK HEALTH AND REHABILITATION CE		1			1
Springdale Village		1			1
CHI MEMORIAL HOSPITAL CHATTANOOGA			1	100%	1
Village Green Health & Rehabilitation		1			1
EH FARGO HOSPITAL LABORATORY			1	100%	1
MULTICARE PHYSICIANS			1	100%	1
Arlington Care Center			1	100%	1
FIRST CARE WALK IN CLINIC LLC			1	100%	1
FLORIDA ADVANCED MEDICAL AND DERM AESTHETICS LLC			1	100%	1
VA Greater LA HCS-Santa Maria OPC			1	100%	1

# COVID-19: testing by laboratory

Data through Mar 11, 2021 verified as of Mar 12, 2021 at 09:25 AM

Data in this report are provisional and subject to change.

The numbers in the table below represent the number of Florida and non-Florida residents for whom test results were received by the Department of Health. A person can be tested by more than one laboratory and can have both positive and negative results. **Therefore, the sum of the numbers in each column will be larger than the total number of people tested.**

Reporting lab	Inconclusive	Negative	Positive	Percent positive	Total
Robinson Terrace Rehabilitation and Nursing Center		1			1
PERRY COUNTY NURSING HOME		1			1
ST VINCENTS OUTPATIENT IMAGING		1			1
ULTIMATE KIDNEY CARE			1	100%	1
ADVANCE CARDIOVASCULAR IMAGING, INC			1	100%	1
ST ANTHONY COMMUNITY HOSPITAL LAB		1			1
TITUSVILLE REHABILITATION AND NURSING CENTER		1			1
UNLIMITED MEDICAL SERVICES OF FL PL DBA		1			1
VA Texas Valley Coastal Bend Harlingen HCC		1			1
BROOKSVILLE REGIONAL HOSPITAL			1	100%	1
SAINT LEO UNIVERSITY INCORPORATED			1	100%	1
LEHIGH PULMONARY ASSOCIATES			1	100%	1
ST FRANCIS MEDICAL CENTER			1	100%	1
Overton Brooks VAMC		1			1
LANGLADE			1	100%	1
Signature HealthCare of Bowling Green		1			1
Princeton Place			1	100%	1
CMC MERCY LABORATORY			1	100%	1
HARMONY HEALTHCARE ORLANDO INC		1			1
CRESTHAVEN			1	100%	1
Smg At Bridgewater Family Medicine		1			1
SPEARE MEMORIAL HOSPITAL			1	100%	1
PROGRESSIVE URGENT CARE, PC			1	100%	1
HUNTSVILLE HOSPITAL			1	100%	1
NORTH PALM CHIDRENS PHYSICIANS			1	100%	1
NORTH SHORE HEMATOLOGY-ONCOLOGY ASSOCIATES PC		1			1
CVS OH4359POCT HUDSON		1			1
PEDIATRIC PARTNERS ZEPHYRHILLS			1	100%	1
MID FLORIDA DERMATOLOGY ASSOCIATES PA			1	100%	1
SMITH KLINE			1	100%	1
LAB TEST KENDALL LLC		1			1
TEXAS HEALTH ARLINGTON MEMORIAL		1			1
MERCY HEALTH			1	100%	1
MEDICAL ASSOCIATES OF CARTER		1			1
Heritage of Red Cloud		1			1
FORT MYERS NORTH DIALYSIS		1			1
MEDEXPRESS URGENT CARE-BRENTWOOD		1			1
BROOKDALE WEST PALM BEACH			1	100%	1
Accordius Health at Harrisonburg		1			1
ROSLYN INTERNAL MEDICINE		1			1
CSI LABORATORIES FLORIDA			1	100%	1
ST MICHAEL'S ELITE MEDICAL HOSPITAL			1	100%	1
Life Care Center of Paradise Valley		1			1
PEDRO MENENDEZ HEALTH CENTER AT ST JOHNS			1	100%	1
Dugan Memorial Home		1			1
SPORTS MEDICINE CLINIC - U OF WYOMING			1	100%	1

# COVID-19: testing by laboratory

Data through Mar 11, 2021 verified as of Mar 12, 2021 at 09:25 AM

Data in this report are provisional and subject to change.

The numbers in the table below represent the number of Florida and non-Florida residents for whom test results were received by the Department of Health. A person can be tested by more than one laboratory and can have both positive and negative results. **Therefore, the sum of the numbers in each column will be larger than the total number of people tested.**

Reporting lab	Inconclusive	Negative	Positive	Percent positive	Total
CHI ST. LUKE'S HEALTH BCM MEDICAL CENTER			1	100%	1
INHEALTH LIFE SCIENCES LLC			1	100%	1
Signature Healthcare of Palm Beach			1	100%	1
RED BUG LAKE ROAD OVIEDO COVID			1	100%	1
KIDSVILLE PEDIATRICS III PA			1	100%	1
SANTA BARABARA ALF LLC (THE WINDSOR)			1	100%	1
CURELOGICS WOUND CARE & HYPERBARIC CENTER		1			1
FELD ENTERTAINMENT			1	100%	1
PCR DIAGNOSTICS			1	100%	1
USC VERDUGO HILLS HOSPITAL			1	100%	1
NHC HealthCare St. Charles		1			1
CVS PHARMACY INC DBA CVS/PHARMACY # 10600		1			1
CHP COVID-19 (TX)			1	100%	1
Kroger 410 - The Little Clinic Trinity		1			1
ALLIED PHYSICIANS GROUP		1			1
CVS HEALTH, #5962		1			1
CAROLINAS HEALTHCARE SYSTEM LAB			1	100%	1
MICROBIOLOGY DEPARTMENT			1	100%	1
Kroger 368 - The Little Clinic Frankfort West		1			1
Chestnut Ridge Nursing & Rehab		1			1
Victory Health and Rehabilitation			1	100%	1
LABORATORIO BUENA SALUD			1	100%	1
MARQUETTE GENERAL HOSPITAL			1	100%	1
SCHUYLER HOSPITAL		1			1
CVS AZ9277POCT TUCSON		1			1
CHIPLEY DIALYSIS			1	100%	1
BOCA RATON REGIONAL HOSPITAL		1			1
Orange City Nursing and Rehab Center			1	100%	1
CVS AZ7855POCT TUCSON		1			1
SUMMIT LABORATORY			1	100%	1
Florida Baptist Retirement Center		1			1
AESTHETIC PHYSICIANS PC			1	100%	1
FLORIDA HOSPITAL LAB			1	100%	1
CVS AZ3749POCT GOODYEAR		1			1
PLEASANT RIDGE MANOR WEST		1			1
STONECREST MEDICAL CENTER		1			1
INTERNAL MEDICINE GROUP OF CENTRAL FLORIDA			1	100%	1
SOUTHERN SPRINGS HEALTH CARE		1			1
Acts Manor House		1			1
BLAKE AT PENSACOLA OPERATION CO, LLC, THE			1	100%	1
CVS AZ7075POCT CHANDLER		1			1
FIT4LIFE MEDICAL CENTER			1	100%	1
UABC			1	100%	1
REGIONAL MEDICAL LABORATORY			1	100%	1
HEALTHALLIANCE HOSPITAL LABORATORY		1			1
Kroger - KR070600172		1			1

# COVID-19: testing by laboratory

Data through Mar 11, 2021 verified as of Mar 12, 2021 at 09:25 AM

Data in this report are provisional and subject to change.

The numbers in the table below represent the number of Florida and non-Florida residents for whom test results were received by the Department of Health. A person can be tested by more than one laboratory and can have both positive and negative results. **Therefore, the sum of the numbers in each column will be larger than the total number of people tested.**

Reporting lab	Inconclusive	Negative	Positive	Percent positive	Total
BRIDGEWAY CENTER INC			1	100%	1
HEALTHPARTNERS HUDSON CLINIC			1	100%	1
White Oak Manor - Rock Hill		1			1
SUSAN F. WILLIAMS M.D., P.A.			1	100%	1
GOOD SAMARITAN SOCIETY-FOREST CITY		1			1
SANTA ROSA PEDIATRICS			1	100%	1
WEST CARVER MEDICAL ASSOCIATES		1			1
MDS PHARMA SERVICES		1			1
Remarkable Healthcare Dallas			1	100%	1
PORTSMOUTH REG. HOSPITAL			1	100%	1
JOHNSON & JOHNSON VISION CARE-VISTAKON			1	100%	1
CVS IL5797POCT CAROL STREAM		1			1
INTEGRATED GENETICS SEQUENOM		1			1
Hawthorne House		1			1
ST JOHN'S HOME CARE			1	100%	1
DSI LABORATORIES-NAPLES-7TH			1	100%	1
MEDEXPRESS-DOVER		1			1
LEGACY SPECIALTY PHARMACY CORP			1	100%	1
SANTA CLARA VALLEY MEDICAL CENTER			1	100%	1
CHOTA COMMUNITY HEALTH SERVICES		1			1
MOBILE INFIRMARY MEDICAL CENTER			1	100%	1
CVS AZ69POCT PEORIA		1			1
PPD CLINICAL RESEARCH UNIT			1	100%	1
LABORATORIO MEDICO CENTRAL CONDOMINO MD			1	100%	1
HEALTH PLUS SUNRISE MEDICAL OFFICE			1	100%	1
CLEVELAND CLINIC FLORIDA LAB			1	100%	1
HIBISCUS COURT			1	100%	1
Waycross Health and Rehabilitation		1			1
ORLANDO HEALTH PHYSICIAN GROUP INC			1	100%	1
ANMED HEALTH MEDICAL CENTER			1	100%	1
NORTHSIDE FAMILY MEDICINE AND URGENT CARE (CUMMING)		1			1
Ramsey Village		1			1
LABORATORY SERVICES SGHS - CAMDEN		1			1
MEDCARE QUALITY MEDICAL CENTER LLC			1	100%	1
LANGLEY DIALYSIS			1	100%	1
CARESOUTH HHA HOLDINGS OF THE TREASURE COAST LLC			1	100%	1
The Pines at Poughkeepsie Center for Nursing and Rehabilitation		1			1
Kroger 519 - The Little Clinic Staples Mill Road		1			1
BAYCARE OUTREACH LAB AT NEW TAMPA			1	100%	1
ORMOND MEDICAL ARTS FAMILY PRACTICE PL			1	100%	1
TEVAPHARM			1	100%	1
Allen Health and Rehabilitation		1			1
ACCURATE HEALTH SERVICES CORP			1	100%	1
MEDICAL CITY DENTON			1	100%	1
MEDICAL LIFE-INC GUIDEWELL EMERGENCY MEDICINE			1	100%	1
HALEYVILLE HEALTH CARE CENTER		1			1

# COVID-19: testing by laboratory

Data through Mar 11, 2021 verified as of Mar 12, 2021 at 09:25 AM

Data in this report are provisional and subject to change.

The numbers in the table below represent the number of Florida and non-Florida residents for whom test results were received by the Department of Health. A person can be tested by more than one laboratory and can have both positive and negative results. **Therefore, the sum of the numbers in each column will be larger than the total number of people tested.**

Reporting lab	Inconclusive	Negative	Positive	Percent positive	Total
Southwest Louisiana Veterans Home			1	100%	1
COMMUNITY MEDICAL CENTER-ORANGE CITY		1			1
DIXIE REGIONAL MEDICAL CENTER			1	100%	1
ST LUKES SURGICAL AT THE VILLAGES INC			1	100%	1
NOVANT HEALTH PRINCE WILLIAM WELLNESS CENTER			1	100%	1
HAWKEYE CARE CENTER DUBUQUE		1			1
JUP Serology SubSection			1	100%	1
CONSOLIDATED			1	100%	1
FHPG INTERNAL MEDICINE OF BRANDON			1	100%	1
LAKE VISTA DIALYSIS			1	100%	1
BOULDER COMMUNITY HOSPITAL			1	100%	1
PARK AVENUE PEDIATRICS PC		1			1
MEMORIAL SATILLA HEALTH			1	100%	1
EDWARD HOSPITAL			1	100%	1
BL DIAGNOSTICS LLC			1	100%	1
PRIORITY CARE LLC			1	100%	1
BLACKBERRY CENTER, THE		1			1
WILLOWBROOKE COURT AT MATTHEWS GLEN		1			1
BUFFALO VAMC			1	100%	1
HEART HOSPITAL OF LAFAYETTE: EMERGENCY ROOM			1	100%	1
IRA FIALKO DO			1	100%	1
FRESENIUS KIDNEY CARE OCALA			1	100%	1
ST LUKE LUTHERAN HOME		1			1
Central Park Healthcare & Rehabilitation Center		1			1
Juniper Village at Bucks County		1			1
SONNI'S PEDIATRICS			1	100%	1
VA WNYHCS - Buffalo Division			1	100%	1
Redwood Springs Healthcare			1	100%	1
CELEBRATION HOSPITAL			1	100%	1
PALMETTO CHARTER SCHOOL		1			1
MEDEXPRESS URGENT CARE - PATRICK STREE			1	100%	1
ALPHA 1 ANTITRYPSIN RESEARCH PROGRAM			1	100%	1
SAN JOSE CLINIC		1			1
JOHN PETER SMITH HOSPITAL- OB TRIAGE			1	100%	1
CVS NV5942POCT LAS VEGAS		1			1
Portsmouth Health and Rehab			1	100%	1
TAMPA GENERAL MEDICAL GROUP LABORATORY HEALTHPARK			1	100%	1
ATHENA PLASTIC SURGERY		1			1
Signature Healthcare of Georgetown		1			1
MEDCOR, INC			1	100%	1
Eugene J. Towbin Healthcare Center		1			1
WATERTOWN URGENT CARE		1			1
JMJ FAMILY PRACTICE			1	100%	1
CLEVELAND CLINIC OHIO LABORATORIES			1	100%	1
Walgreens #3049		1			1
MARTIN HEALTH PHYSICIAN GROUP			1	100%	1

# COVID-19: testing by laboratory

Data through Mar 11, 2021 verified as of Mar 12, 2021 at 09:25 AM

Data in this report are provisional and subject to change.

The numbers in the table below represent the number of Florida and non-Florida residents for whom test results were received by the Department of Health. A person can be tested by more than one laboratory and can have both positive and negative results. **Therefore, the sum of the numbers in each column will be larger than the total number of people tested.**

Reporting lab	Inconclusive	Negative	Positive	Percent positive	Total
Kroger 805 - The Little Clinic Lewis Center		1			1
HABANA HEALTH CARE CENTER			1	100%	1
DAYTONA BEACH CENTRA CARE			1	100%	1
CORE OCCUPATIONAL RESOURCES, LLC			1	100%	1
ADVENTHEALTH MEDICAL GROUP COMMUNITY MEDICINE			1	100%	1
CVS / PHARMACY #10794			1	100%	1
ALL CARE URGENT CARE			1	100%	1
HACKENSACK UNIVERSITY MEDICAL CENTER		1			1
Walgreens #10988		1			1
VELOCITY URGENT CARE - LITTLE CREEK			1	100%	1
NEMOURS CHILDRENS PRIMARY CARE CLERMONT			1	100%	1
Grand Junction VAMC		1			1
RICHMOND MEDICAL CENTER FOR WOMEN		1			1
THE MEDICAL CENTER AT BOWLING GREEN			1	100%	1
ELATION HEALTH		1			1
Willowbrooke Court at Normandy Farms Estates		1			1
MOBILE MEDICAL CLINIC			1	100%	1
SOUTHEASTERN PATHOLOGY ASSOCIATES			1	100%	1
SOUTH COUNTY MEDICAL CENTER			1	100%	1
WYOMING COUNTY DEPARTMENT OF HEALTH		1			1
EMERSON HOSPITAL LABORATORY			1	100%	1
CAPSTONE REHABILITATION AND HEALTHCARE		1			1
DE TAR HOSPITAL			1	100%	1
AFFILIATED LABORATORIES INC			1	100%	1
Chateau Girardeau			1	100%	1
Crowne Health Care of Eufaula		1			1
MOUNT SINAI MEDICAL CENTER AVENTURA ER			1	100%	1
Kingston of Miamisburg		1			1
CHI ST VINCENT LITTLE ROCK DIAGNOSTIC CLINIC			1	100%	1
SPINE & PAIN CONSULTANT PLLC		1			1
KISSIMMEE HOME TRAINING		1			1
DEERFIELD BEACH REHABILITATION AND NURSING			1	100%	1
NORTH FLORIDA CHILD DEVELOPMENT, INC			1	100%	1
Waddell Nursing & Rehab Center		1			1
WAYNE COUNTY PUBLIC HEALTH		1			1
GATEWAY LABORATORIES		1			1
MOSAIC MEDICAL CENTER MARYVILLE			1	100%	1
Grangeville Health and Rehab		1			1
Kroger 569 - The Little Clinic Gallatin		1			1
ORMOND PEDIATRICS PA			1	100%	1
LEXINGTON HOSPITAL CORPORATION			1	100%	1
MD NOW URGENT CARE			1	100%	1
Kroger - KRO03500568			1	100%	1
TRUCARE LIVING CENTERS - SELMA			1	100%	1
CONWAY - SHERWOOD URGENT CARE			1	100%	1
FLAGLER CARE CENTER			1	100%	1

# COVID-19: testing by laboratory

Data through Mar 11, 2021 verified as of Mar 12, 2021 at 09:25 AM

Data in this report are provisional and subject to change.

The numbers in the table below represent the number of Florida and non-Florida residents for whom test results were received by the Department of Health. A person can be tested by more than one laboratory and can have both positive and negative results. **Therefore, the sum of the numbers in each column will be larger than the total number of people tested.**

Reporting lab	Inconclusive	Negative	Positive	Percent positive	Total
BRISTOL CHILDRENS CLINIC			1	100%	1
ALL PEDIATRIC CARE PA			1	100%	1
WARREN GENERAL HOSPITAL			1	100%	1
MAYO CLINICAL LABORATORIES		1			1
SARHA DOCTORS CENTER			1	100%	1
CARELINE PHARMACY AND HEALTHCARE SERVICES		1			1
JACKSONVILLE HEALTH & REHAB		1			1
ALLIED PEDIATRICS & FAMILY MEDICINE			1	100%	1
WEILL CORNELL MEDICAL ASSOCIATES - EAST SIDE		1			1
GEORGETOWN URGENT CARE			1	100%	1
UPMC NORTHWEST HOSPITAL			1	100%	1
SACRED HEART HEALTH SYSTEM- MIDWIFE PROGRAM			1	100%	1
NEVADA DEPARTMENT OF HEALTH AND HUMAN SERVICES			1	100%	1
Shoreline Care Center			1	100%	1
UNIVERSITY OF IOWA HOSPITALS & CLINICS			1	100%	1
Wildwood Healthcare		1			1
Kroger 523 - The Little Clinic Dickson			1	100%	1
Troy Center for Rehabilitation & Nursing		1			1
SOUTHWEST FLORIDA DIVISION LAB			1	100%	1
MOUNT ST MARYS HOSPITAL OF NIAGARA FALLS			1	100%	1
CVS NV5286POCT HENDERSON		1			1
ACCESS MEDICAL GROUP OF TAMPA INC			1	100%	1
WELLSTAR COBB HOSPITAL			1	100%	1
KINGWOOD EMERGENCY CENTER			1	100%	1
ALAFAYA WOODS FAMILY MEDICAL CENTER		1			1
BARRINGTON TERRACE NAPLES			1	100%	1
TRINITY URGENT CARE		1			1
C V S / PHARMACY #4396		1			1
Big River Nursing and Rehab		1			1
EAGLE COUNTY HEALTH AND HUMAN SERVICES			1	100%	1
BLANCHARD VALLEY HOSPITAL LABORATORY			1	100%	1
EXPRESS WALK IN MEDICAL CENTER			1	100%	1
SYCAMORE MEDICAL CENTER-KETTERING HEALTH NETWORK			1	100%	1
ORANGE PEDIATRICS PA			1	100%	1
Wetumpka Health and Rehab, LLC		1			1
CENTRAL JERSEY URGENT CARE OF GREEN BR		1			1
CVS M08595POCT RAYMORE		1			1
BETHESDA HOSPITAL			1	100%	1
NEW RIVER HEALTH DISTRICT			1	100%	1
CVS OH6164POCT DELAWARE		1			1
FAMILY PRACTICE ASSOCIATES		1			1
Altenheim Senior Living		1			1
COVENANT HEALTH		1			1
E-LAB OF FLORIDA			1	100%	1
Oakmont of Katy Nursing and Rehabilitation		1			1
CVS NC2749POCT CONCORD		1			1

# COVID-19: testing by laboratory

Data through Mar 11, 2021 verified as of Mar 12, 2021 at 09:25 AM

Data in this report are provisional and subject to change.

The numbers in the table below represent the number of Florida and non-Florida residents for whom test results were received by the Department of Health. A person can be tested by more than one laboratory and can have both positive and negative results. **Therefore, the sum of the numbers in each column will be larger than the total number of people tested.**

Reporting lab	Inconclusive	Negative	Positive	Percent positive	Total
EASTSIDE MEDICAL CLINIC		1			1
CORDOVA FAMILY PRACTICE			1	100%	1
EDGAR PRICE FAMILY & CHILDREN HEALTHCARE CENTER			1	100%	1
Carington Park			1	100%	1
SEGAL INSTITUTE FOR CLINICAL RESEARCH INC			1	100%	1
Abernethy Laurels		1			1
COLONIAL VILLA GOOD SAMARITAN CENTER		1			1
GARDEN VIEW CARE CENTER		1			1
Urgent Care 24/7 Orlando LLC			1	100%	1
GOOD SAMARITAN SOCIETY - DE SMET		1			1
Kroger 395 - The Little Clinic Blanchester		1			1
WVU MEDICINE - WESTON			1	100%	1
UMMC MIDTOWN CAMPUS			1	100%	1
CVS OH3306POCT AKRON		1			1
Kroger 970 - The Little Clinic Westfield			1	100%	1
MEDEXPRESS URGENT CARE -HOWELL US HWY		1			1
KINGWOOD EMERGENCY HOSPITAL			1	100%	1
BIOMAT ORLANDO		1			1
Arbors at Marietta		1			1
Heritage Health of Peru			1	100%	1
MAYO CLINIC OUTPATIENT DIALYSIS CENTER			1	100%	1
MCLEOD MEMORIAL HOSPITAL CLARENDON			1	100%	1
ALLEGHENY GENERAL HOSPITAL			1	100%	1
OCEANVIEW NURSING AND REHABILITAION CENTER			1	100%	1
The Evangelical Lutheran Good Samaritan Society Prescott Village		1			1
Brio of Johnston		1			1
LOUISIANA STATE LAB			1	100%	1
METROWEST MEDICAL CENTER - FRAMINGHAM			1	100%	1
SOUTHEAST MISSOURI HOSPITAL		1			1
DAUGHTERS OF SARAH NURSING CENTER		1			1
BOCA CIEGA CENTER			1	100%	1
Towne Manor West		1			1
PM PEDIATRICS OF BAYSIDE, PLLC		1			1
VILLAGES HEALTH SYSTEM, LLC, THE			1	100%	1
UHS BINGHAMTON GENERAL			1	100%	1
OAK HAVEN REHAB AND NURSING CENTER			1	100%	1
Kingston Care Center of Fort Wayne		1			1
BAPTIST MINOR MEDICAL CENTER			1	100%	1
DEVLAB, LLC			1	100%	1
BSA PHYSICIANS GROUP, INC D/B/A BSA FAMILY MEDICAL			1	100%	1
EXPRESS CARE OF OCALA			1	100%	1
Kroger 63 - The Little Clinic Glassford Hill Rd		1			1
BLESSINGS MEDICAL CLINIC, THE			1	100%	1
AL MANI HEALTH INSTUTUTE		1			1
LAKE MARY OPTUM FLORIDA			1	100%	1
Kroger 670 - The Little Clinic Dawson Forest Rd & Hwy 19		1			1

# COVID-19: testing by laboratory

Data through Mar 11, 2021 verified as of Mar 12, 2021 at 09:25 AM

Data in this report are provisional and subject to change.

The numbers in the table below represent the number of Florida and non-Florida residents for whom test results were received by the Department of Health. A person can be tested by more than one laboratory and can have both positive and negative results. **Therefore, the sum of the numbers in each column will be larger than the total number of people tested.**

Reporting lab	Inconclusive	Negative	Positive	Percent positive	Total
MEMORIALCARE LONG BEACH MEDICAL CENTER			1	100%	1
TIMPANOGOS REGIONAL HOSPITAL			1	100%	1
Walgreens #3661		1			1
AVERA ST. MARY'S HOSPITAL			1	100%	1
DAYTONA BEACH DIALYSIS			1	100%	1
AURORA MEDICAL CENTER-KENOSHA			1	100%	1
NATION'S BEST CARE HOME HEALTH			1	100%	1
SCRIPTS PLUS INC DBA THE MEDICINE SHOP		1			1
PRIMEX CLINICAL LABORATORIES INC			1	100%	1
CRYSTAL RIVER FIRE DEPARTMENT			1	100%	1
UT HEALTH RIO GRANDE VALLEY PRIMARY CARE AT			1	100%	1
CVS NE8626POCT LINCOLN		1			1
SENCARE MANAGEMENT		1			1
PINEBROOK CARE AND REHABILITATION CENTER□			1	100%	1
BROOKDALE AVONDALE (BU 04360)			1	100%	1
MERCY GENERAL HOSPITAL			1	100%	1
CVS AZ7841POCT TUCSON		1			1
Pinnacle Assisted Living			1	100%	1
TITUSVILLE CENTER FOR SURGICAL EXCELLENCE LLC		1			1
ADVENTHEALTH MEDICAL GROUP SENIOR HEALTH AT			1	100%	1
STERLING HOUSE OF PORT ORANGE		1			1
NONA MEDICAL ARTS		1			1
ELKHART GENERAL HOSPITAL			1	100%	1
NORTHWEST TEXAS HEALTHCARE SYSTEM,INC			1	100%	1
CARING PROFESSIONAL HEALTH CARE LLC		1			1
LAKE LURE HEALTH CENTER			1	100%	1
INTERMOUNTAIN HEALTHCARE LABORATORY SERVICES			1	100%	1
MARTINSVILLE HEALTH AND REHAB			1	100%	1
Kroger 518 - The Little Clinic Hermitage		1			1
Fairview			1	100%	1
NORTHSIDE HOSPITAL D/B/A ARTHRITIS		1			1
WASHINGTONVILLE PHARMACY INC		1			1
DOCTORS CARE – GREER		1			1
BNJ		1			1
MEDEXPRESS URGENT CARE - DERBY N ROCK		1			1
WINDMOOR HEALTHCARE			1	100%	1
CATERPILLAR INC - MIAMI DISTRIBUTION CENTER			1	100%	1
BORINQUEN HEALTH CENTER			1	100%	1
OAKWOOD HOSPITAL - SOUTHSHORE			1	100%	1
Crowne Place Assisted Living		1			1
MEDEXPRESS URGENT CARE - BECKLEY		1			1
TRIDENT ANTI AGING LLC			1	100%	1
LIFEGUARD AMBULANCE SERVICE LLC - BAY COUNTY			1	100%	1
Lynwood		1			1
Niles Nursing and Rehab. Center		1			1
BIOMERIEUX			1	100%	1

# COVID-19: testing by laboratory

Data through Mar 11, 2021 verified as of Mar 12, 2021 at 09:25 AM

Data in this report are provisional and subject to change.

The numbers in the table below represent the number of Florida and non-Florida residents for whom test results were received by the Department of Health. A person can be tested by more than one laboratory and can have both positive and negative results. **Therefore, the sum of the numbers in each column will be larger than the total number of people tested.**

Reporting lab	Inconclusive	Negative	Positive	Percent positive	Total
WALGREENS #15369		1			1
TEQUESTA FAMILY MEDICAL CENTER LLC			1	100%	1
FAMILY MEDICAL CENTRE			1	100%	1
HOLSTON MEDICAL GROUP		1			1
LOWER KEYS COMMUNITY HEALTH CENTER			1	100%	1
MED BAR LLC		1			1
BETHESDA HOSPITAL EAST BLOOD GAS LAB			1	100%	1
COMMUNITY			1	100%	1
MISSOURI DEPT. OF HEALTH			1	100%	1
AURORA HEALTH CARE METRO INC			1	100%	1
CENTRAL TX MEDICAL CENTER - LAB			1	100%	1
ABINGTON MEMORIAL HOSPITAL			1	100%	1
MOUNT SINAI COMPREHENSIVE CANCER CENTER			1	100%	1
SOUTHWEST REGIONAL PCR LABORATORY			1	100%	1
FLORIDA HEALTH CARE MEDICAL GROUP		1			1
Life Care Center of Auburn		1			1
ENCOMPASS HEALTH REHABILITATION			1	100%	1
SOUTHWESTERN STATE HOSPITAL LABORATORY			1	100%	1
CTMD MEDICAL CENTER, PA			1	100%	1
CAMBRIDGE HEALTH ALLIANCE			1	100%	1
GIFFORD MEMORIAL HOSPITAL		1			1
BLOOD SYSTEMS LABORATORIES			1	100%	1
Brynwood Health & Rehabilitation Center			1	100%	1
PARRISH MEDICAL GROUP			1	100%	1
CYPRESS CREEK OUTPATIENT SURGICAL CTR, LLC			1	100%	1
ARNOLD PALMER HOSPITAL LAB POCT		1			1
THE CHRIST HOSPITAL			1	100%	1
Brown Memorial Home		1			1
New York Harbor Harbor HCS - Brooklyn Campus		1			1
NHC Sequatchie		1			1
UNIVERSITY OF BALTIMORE WASHINGTON MEDICAL CENTER			1	100%	1
SMITH			1	100%	1
CYPRESS VILLAGE REHAB CENTER		1			1
MEDICAL ASSOCIATES OF THE SHOALS		1			1
STATE OF CALIFORNIA DOH SERVICES			1	100%	1
STANDIFER PLACE		1			1
NULL			1	100%	1
CVS MA38POCT CHARLTON		1			1
MEDEXPRESS URGENT CARE - VINELAND S MA		1			1
SOUTHERN HILLS MEDICAL CENTER			1	100%	1
OCALA RKC EAST HEMO #1			1	100%	1
LIFESPAN HEALTH - SELMER		1			1
ORLANDO PHYSICIAN NETWORK		1			1
SOUTHWOOD HEALTHCARE CENTER		1			1
WINTER PARK MEMORIAL HOSPITAL LABORATORY		1			1
Kroger 481 - The Little Clinic Houston Levee		1			1

# COVID-19: testing by laboratory

Data through Mar 11, 2021 verified as of Mar 12, 2021 at 09:25 AM

Data in this report are provisional and subject to change.

The numbers in the table below represent the number of Florida and non-Florida residents for whom test results were received by the Department of Health. A person can be tested by more than one laboratory and can have both positive and negative results. **Therefore, the sum of the numbers in each column will be larger than the total number of people tested.**

Reporting lab	Inconclusive	Negative	Positive	Percent positive	Total
FLORIDA KEYS PED AND ADOLES CTR			1	100%	1
Fairhaven Retirement Community		1			1
UUHC - REDSTONE HEALTH CENTER LABORATORY			1	100%	1
MEDEXPRESS URGENT CARE - HADLEY		1			1
Terrace Glen Village		1			1
TLC MEDICAL			1	100%	1
MINUTECLINIC DIAG OF IND, LLC #4368		1			1
CENTRAL FLORIDA ADULT MEDICINE		1			1
KAISER SUNNYSIDE MEDICAL CTR LAB		1			1
Metairie Healthcare Center			1	100%	1
NEVADA RURAL HOUSING AUTHORITY			1	100%	1
PHYSICIANS PREMIER			1	100%	1
VIP FAMILY PRACTICE			1	100%	1
UNIVERSITY OF MIAMI PRIMARY CARE SITE UMHC 3039			1	100%	1
HILLSBORO MEDICAL CENTER MAIN LABORATO		1			1
TWIN			1	100%	1
Carrollton Manor Inc		1			1
GREYSTONE HOME HEALTH OF GREATER ORLANDO LLC		1			1
HUDSON REGIONAL HOSPITAL			1	100%	1
UNIVERISTY HOSPITAL			1	100%	1
DIAGNOSTIC GROUP INTEGRATED HEALTHCARE			1	100%	1
MANHATTAN COLLEGE HEALTH SERVICES		1			1
GOOD PEDIATRICS			1	100%	1
CVS IN6536POCT KOKOMO		1			1
DIRECT PRIMARY CARE OF BURLESON			1	100%	1
REEVES COUNTY HOSPITAL DISTRICT			1	100%	1
BASCOM PALMER-MICRO LAB			1	100%	1
CHATEAU TERREBONNE HEALTH CARE		1			1
LEELANAU OPCO, LLC		1			1
ADVENTHEALTH MEDICAL GROUP FAMILY AND INTERNAL			1	100%	1
SUMMIT COUNTY PUBLIC HEALTH DEPARTMENT			1	100%	1
WVU MEDICINE AT SUNCREST TOWNE CENTRE			1	100%	1
WILSON FAMILY MEDICINE LLC		1			1
Pontotoc Health and Rehab		1			1
FAMILY PHYSICIANS OF WINTER PARK, INC			1	100%	1
Sanford Health & Rehabilitation			1	100%	1
TRADITIONAL MEDICINE CENTER			1	100%	1
FRESENIUS SOUTH FORT MYERS		1			1
RABI SINHA, MD		1			1
OCCUPATIONAL HEALTH CENTER		1			1
ENZO LABS INC			1	100%	1
FAMILY AND INTERNAL MEDICINE ASSOCIATES		1			1
BALLAD HEALTH MEDICAL ASSOCIATES URGENT CARE			1	100%	1
MIDWEST COVENANT HOME, INC		1			1
MID FLORIDA COMMUNITY SERVICES			1	100%	1
CVS MA915POCT BEVERLY			1	100%	1

# COVID-19: testing by laboratory

Data through Mar 11, 2021 verified as of Mar 12, 2021 at 09:25 AM

Data in this report are provisional and subject to change.

The numbers in the table below represent the number of Florida and non-Florida residents for whom test results were received by the Department of Health. A person can be tested by more than one laboratory and can have both positive and negative results. **Therefore, the sum of the numbers in each column will be larger than the total number of people tested.**

Reporting lab	Inconclusive	Negative	Positive	Percent positive	Total
WORKFORCE HEALTH DEPARTMENT			1	100%	1
MEDICAL ARTS LABORATORY			1	100%	1
FAMILY MEDICAL CLINIC KENDALL LLC			1	100%	1
HCL LABORATORIES			1	100%	1
MEDEXPRESS URGENT CARE - HACKETTSTOWN		1			1
CORONA CONCIERGE, LLC		1			1
WEST PENSACOLA DIALYSIS CENTER			1	100%	1
SHANDSCAIR FLIGHT PROGRAM			1	100%	1
BAYLOR SCOTT AND WHITE MEDICAL CENTER -CENTENTENNIAL			1	100%	1
SEVEN HILLS HEALTHCARE GROUP LLC DBA		1			1
CAREWELL 203			1	100%	1
FIVE STAR PREMIER RESIDENCES OF POMPANO BEACH			1	100%	1
ASHLEY PEDIATRICS DAY & NIGHT CLINIC			1	100%	1
LOPEZ		1			1
Oregon Veterans Home The Dalles		1			1
FLORIDA EPIDEMIOLOGY PROGRAM			1	100%	1
WATERBURY HOSPITAL REFERENCE LAB			1	100%	1
Kroger 016 - The Little Clinic Centennial		1			1
INDIAN RIVER CLINICAL LABORATORY, INC.		1			1
CHESAPEAKE REGIONAL MEDICAL CENTER			1	100%	1
CVS MA2401POCT MARSHFIELD		1			1
APPLECARE BRUNSWICK			1	100%	1
Birmingham Nursing & Rehab Center		1			1
URGENT CARE OF KANSAS CITY			1	100%	1
LP ELIZABETHTON		1			1
BAPTIST HEALTH PRIMARY CARE AT DORAL			1	100%	1
CONCIERGE INTERNAL MEDICINE ASSOCIATES			1	100%	1
WINTER HAVEN DIALYSIS		1			1
CVS IN6608POCT NEW PALESTINE			1	100%	1
Kroger 907 - The Little Clinic Holland		1			1
Piqua Manor		1			1
SPARTA HEALTH & REHAB		1			1
Monument Health Custer Care Center		1			1
WILLOW DALE WELLNESS VILLAGE APARTMENT		1			1
BEAUMONT HOSPITAL, GROSSE POINTE			1	100%	1
ANY LAB TEST FAST CORP			1	100%	1
PATIENT FIRST-GENERAL BOOTH			1	100%	1
CVS OH6167POCT ASHLAND		1			1
ARCADIA DIALYSIS CENTER			1	100%	1
CVS MA654POCT ACTON		1			1
ADVANCED URGENT CARE PLLC		1			1
PENN NURSING CENTER		1			1
HAMILTON CI MAIN UNIT ANNEX/ WORK CAMP			1	100%	1
FIRSTCARE MEDICAL CENTER			1	100%	1
ASCARATE DIALYSIS			1	100%	1
URGENTMED PLANTATION			1	100%	1

# COVID-19: testing by laboratory

Data through Mar 11, 2021 verified as of Mar 12, 2021 at 09:25 AM

Data in this report are provisional and subject to change.

The numbers in the table below represent the number of Florida and non-Florida residents for whom test results were received by the Department of Health. A person can be tested by more than one laboratory and can have both positive and negative results. **Therefore, the sum of the numbers in each column will be larger than the total number of people tested.**

Reporting lab	Inconclusive	Negative	Positive	Percent positive	Total
VELOCITY URGENT CARE - REDMILL			1	100%	1
Kroger 97 - The Little Clinic Hutchinson		1			1
bishop rehabilitation and nursing center		1			1
THE MEDICAL CENTER			1	100%	1
NATIONAL INSTITUTES OF HEALTH CLINICAL CENTER			1	100%	1
PASTEUR MEDICAL HIALEAH GARDEN LLC			1	100%	1
ASPIRUS WAUSAU HOSPITAL			1	100%	1
WALGREENS # 11165		1			1
FAMILY MEDICINE AT KISSIMMEE		1			1
GENESIS HEALTH SYSTEM			1	100%	1
PLANT CITY FAMILY CARE		1			1
CARENOW LAKE WORTH			1	100%	1
COLLINS NURSING HOME		1			1
LOGAN COUNTY HOSPITAL			1	100%	1
NORWALK HOSPITAL			1	100%	1
SUNSHINE PEDIATRICS OF LUTZ			1	100%	1
MACKINAC STRAITS LONG TERM CARE UNIT		1			1
WEST FLORIDA MEDICAL ASSOCIATES PA			1	100%	1
MY WELLNESS EXPRESS			1	100%	1
TOMAH VAMC			1	100%	1
TRAFALGAR DIALYSIS			1	100%	1
CLUB HEALTH AND REHABILITATION CENTER, THE		1			1
UPSON REGIONAL MEDICAL CENTER			1	100%	1
MEDAC AT PORTERS NECK			1	100%	1
ADVANCE MD CARE			1	100%	1
TERRELL URGENT CARE			1	100%	1
COLLIER BLVD HMA PHYSICIANS MANAGEMENT LLC			1	100%	1
CVS MA2600POCT WEYMOUTH			1	100%	1
NOORANI MEDICAL CENTER LLC			1	100%	1
NORTH FLORIDA FAMILY MEDICINE			1	100%	1
CARBON HEALTH			1	100%	1
SC-GA2018 THE RIDGE REHABILITATION & H		1			1
TRIHEALTH			1	100%	1
HALIFAX HEALTH PRIMARY CARE ORMOND			1	100%	1
BROADWAY HEALTH FLORIDA MEDICAL CLINIC URGENT CARE			1	100%	1
NULEASE MEDICAL SOLUTIONS			1	100%	1
ST JOHNS PEDIATRICS PA		1			1
NEW SMYRNA BEACH AMBULATORY CARE CTR			1	100%	1
CLARKSVILLE HEALTH SYSTEM			1	100%	1
FHPG SURGICAL ASSOCIATES OF EAST PASCO			1	100%	1
TANGLEWOOD MANOR		1			1
AMERICAN FAMILY CARE - SMYRNA			1	100%	1
VANAJA SUREDDI MD PA			1	100%	1
MYCLINIC, INC			1	100%	1
URGENT TEAM MANAGEMENT OF TENNESSEE, L			1	100%	1
Kroger 698 - The Little Clinic 14th Street/Bell		1			1

# COVID-19: testing by laboratory

Data through Mar 11, 2021 verified as of Mar 12, 2021 at 09:25 AM

Data in this report are provisional and subject to change.

The numbers in the table below represent the number of Florida and non-Florida residents for whom test results were received by the Department of Health. A person can be tested by more than one laboratory and can have both positive and negative results. **Therefore, the sum of the numbers in each column will be larger than the total number of people tested.**

Reporting lab	Inconclusive	Negative	Positive	Percent positive	Total
Valley View Health and Rehabilitation, LLC		1			1
BETHESDA DIALYSIS			1	100%	1
ANDERSON REGIONAL MEDICAL CENTER			1	100%	1
DORAL KIDNEY CENTER			1	100%	1
NFRC CLINICAL LAB			1	100%	1
CFCH - FROSTPROOF			1	100%	1
AMERICAN LAB LLC		1			1
Avista Nursing and Rehab			1	100%	1
THE CLINIC ON SIXTH			1	100%	1
SALEM VAMC		1			1
PREMIER FAMILY AND SPORTS MEDICINE LLC			1	100%	1
JACKSBORO URGENT CARE			1	100%	1
ASSISTED LIVING AT TREZEVANT		1			1
UF HEALTH - WILDLIGHT			1	100%	1
Vista Park			1	100%	1
UW MEDICINE CHU LAB			1	100%	1
DIVERSICARE OF BIG SPRINGS		1			1
LOURDES URGENT CARE			1	100%	1
UCH LAB			1	100%	1
EAST COAST INSTITUTE FOR RESEARCH LLC			1	100%	1
Greencroft Goshen		1			1
LAS PALMAS MEDICAL CENTER			1	100%	1
LYSTER MAIN LAB, FT RUCKER		1			1
Kroger 419 - The Little Clinic Farmington/Exeter		1			1
EVERGREEN WOODS HEALTH & REHAB CENTER			1	100%	1
BELLMORE PEDIATRICS		1			1
CVS NC7051POCT WAKE FOREST		1			1
PROMUS DIAGNOSTICS, LLC			1	100%	1
MEDICAL CENTER AFFILIATES PALM SPRINGS			1	100%	1
Kroger 618 - The Little Clinic Trail Creek Village		1			1
YOUR HEALTH PEDIATRICS			1	100%	1
MEDEXPRESS URGENT CARE CHICOPEE			1	100%	1
PHYSICIAN ASSOCIATES, LLC			1	100%	1
PM PEDIATRICS PC			1	100%	1
NEMOURS CHILDREN'S PRIMARY CARE			1	100%	1
NORTHSIDE HOSPITAL DULUTH			1	100%	1
STEWART FLORIDA ALF, INC			1	100%	1
COLUMBIA CREST CARE & RAHAB		1			1
RAPID MEDLAB (002MO)		1			1
CVS NM7242POCT ALBUQUERQUE		1			1
A G RHODES HOME AT WESLEY WOODS		1			1
CVS MA1845POCT WILMINGTON		1			1
Glenview Terrace Nursing Center		1			1
ROCKLEDGE HEALTH & REHABILITATION CENTER			1	100%	1
Kroger 541 - The Little Clinic Long Hollow Pike		1			1
MISSION HOSPITAL - MEMORIAL CAMPUS			1	100%	1

# COVID-19: testing by laboratory

Data through Mar 11, 2021 verified as of Mar 12, 2021 at 09:25 AM

Data in this report are provisional and subject to change.

The numbers in the table below represent the number of Florida and non-Florida residents for whom test results were received by the Department of Health. A person can be tested by more than one laboratory and can have both positive and negative results. **Therefore, the sum of the numbers in each column will be larger than the total number of people tested.**

Reporting lab	Inconclusive	Negative	Positive	Percent positive	Total
BLACK SHEEP MEDICAL			1	100%	1
JOHN D. ARCHBOLD MEMORIAL HOSPITAL			1	100%	1
CUSTOM SCRIPTS PHARMACY		1			1
CLINICAL PATHOLOGY LABORATORIES SOUTHEAST INC			1	100%	1
Brattleboro Crossings LLC dba Pine Heights at Brattleboro		1			1
NORTH MIAMI BEACH SURGICAL CENTER			1	100%	1
TILE PHARMACY		1			1
PATHOLOGYT & LAB MEDICINE SERVICES			1	100%	1
YOUTH HEALTH CENTER OF HUNTINGTON		1			1
SLIDELL MEMORIAL HOSPITAL			1	100%	1
HILTON HEAD HOSPITAL/INPATIENT			1	100%	1
ICARE		1			1
Spring Gate Rehab and Healthcare Center		1			1
KIOSK MEDICINE OF KENTUCKY LLC		1			1
EASTMAN HEALTHCARE & REHAB		1			1
CONCORDIA MANOR			1	100%	1
MOBILE HEALTH MEDICAL SERVICES PC		1			1
PROFESSIONAL DIALYSIS CENTER			1	100%	1
CVS TN5694POCT SODDY DAISY		1			1
Elderwood at Lancaster		1			1
PCG MOLECULAR			1	100%	1
Kroger 909 - The Little Clinic Hamilton			1	100%	1
SIGNATURE CARE MEMORIAL CITY			1	100%	1
MIAMI-DADE COUNTY HEALTH DEPT.		1			1
BAYSHORE DIALYSIS			1	100%	1
CLINICAL TRIALS OF TAMPA LLC		1			1
Cornerstone at the Ranch		1			1
HOME AIDE SVC OF EASTERN NY INC D/B/A		1			1
HEARTLAND REGIONAL MEDICAL CENTER		1			1
SUMMERLIN MEDICAL CENTRE			1	100%	1
1ST CHOICE URGENT CARE CENTER LLC			1	100%	1
PACE UNIVERSITY HEALTH CARE		1			1
RIVERSIDE COUNTY PUBLIC HEALTH LABORATORY			1	100%	1
PT&J REHAB LLC		1			1
SANFORD LABORATORIES WATERTOWN			1	100%	1
Heartland of Perrysburg		1			1
RIVERSIDE MEDICAL CENTER		1			1
BRIDGEWATER PARK ASSISTED LIVING LLC			1	100%	1
TRUMAN MEDICAL CENTER - HOSPITAL HILL			1	100%	1
Elm Crest Senior Living Community		1			1
Virginia Gay Nursing and Rehab		1			1
BAYSTATE REFERENCE LABORATORY			1	100%	1
PALM COAST DRAW STATION/AMERICAN HEALTH ASSOCIATES		1			1
Villages of St.Peters		1			1
MED FIRST IMMEDIATE CARE AND FAMILY PRACTICE			1	100%	1
ADVENTHEALTH MEDICAL GROUP UROLOGY AT EAST ORLANDO		1			1

# COVID-19: testing by laboratory

Data through Mar 11, 2021 verified as of Mar 12, 2021 at 09:25 AM

Data in this report are provisional and subject to change.

The numbers in the table below represent the number of Florida and non-Florida residents for whom test results were received by the Department of Health. A person can be tested by more than one laboratory and can have both positive and negative results. **Therefore, the sum of the numbers in each column will be larger than the total number of people tested.**

Reporting lab	Inconclusive	Negative	Positive	Percent positive	Total
Walgreens #9620		1			1
WMC HEALTH GROUP OF KISSIMMEE LLC			1	100%	1
LOUNDY		1			1
BRITTNEY WHELIHAN IRWIN ARNP LLC			1	100%	1
FREDERICK AVENUE GROUP HOME		1			1
FLAGLER PROFESSIONAL HEALTH CARE SERVICES INC		1			1
LABONE		1			1
Arlington Health and Rehabilitation		1			1
PEDIATRIC PARTNERS OF ZEPHYRHILLS PA			1	100%	1
CVS MO5727POCT PLATTE CITY		1			1
CVS NV9586POCT RENO		1			1
ACCESS 365 URGENT CARE LLC			1	100%	1
MINUTE CLINIC DIAGNOSTICS OF IN, LLC #6252		1			1
ST ANTHONY'S PINELLAS CARE CLINIC			1	100%	1
APS-SUMMIT CARE PHARMACY, LLC DBA OMNICARE		1			1
GENESIS MICROBIOLOGY LAB		1			1
BAPTIST HEALTH SURGERY CENTER AT NORTHPOINT			1	100%	1
GOLDING-GRANADO MEDICAL ASSOCIATES		1			1
MERRILL GARDENS AT CHAMPIONSGATE			1	100%	1
WEST BOCA MEDICAL CENTER			1	100%	1
CVS CA9103POCT ESCONDIDO		1			1
UNIVERSITY OF TOLEDO MEDICAL CENTER			1	100%	1
MY INSTADOC - HOWELL URGENT CARE		1			1
SC-GA2018 MCCORMICK REHAB & HEALTHCARE		1			1
CONCENTRA - TAMPA EAST		1			1
CVS CT2210POCT RIVERSIDE		1			1
PHYSICIANS IMMEDIATE CARE			1	100%	1
MADISON AT OVIEDO			1	100%	1
EILEEN TURBESSI MD PA		1			1
Advanced Rehabilitation of Vernon		1			1
CVS MA507POCT LEOMINSTER			1	100%	1
WY RETIREMENT CENTER		1			1
Kroger 682 - The Little Clinic Combs and Gantzel		1			1
KENT		1			1
HEALTHCARE AND REHAB OF SANFORD			1	100%	1
BRIAN C GRINER MD LLC			1	100%	1
HEALTH FIRST HOME CARE		1			1
ACCESS HEALTH CARE PHYSICIANS, LLC		1			1
FLORHAM PARK ENDOSCOPY CENTER		1			1
WESTEX URGENT CARE, PLLC			1	100%	1
CHRISTUS GOOD SHEPHERD MEDICAL CENTER			1	100%	1
LAKEVIEW REGIONAL HOSPITAL			1	100%	1
TITUS REGIONAL MEDICAL CENTER			1	100%	1
Integrity Healthcare of Carbondale			1	100%	1
SACRED HEART HOSPITAL NURSING			1	100%	1
LEHIGH REGIONAL WOUND CENTER			1	100%	1

# COVID-19: testing by laboratory

Data through Mar 11, 2021 verified as of Mar 12, 2021 at 09:25 AM

Data in this report are provisional and subject to change.

The numbers in the table below represent the number of Florida and non-Florida residents for whom test results were received by the Department of Health. A person can be tested by more than one laboratory and can have both positive and negative results. **Therefore, the sum of the numbers in each column will be larger than the total number of people tested.**

Reporting lab	Inconclusive	Negative	Positive	Percent positive	Total
The Friendly Home		1			1
MEDEXPRESS URGENT CARE - TOPEKA, SW WANAMAKER RD		1			1
Good Samaritan Society - Albion		1			1
ST. VINCENT HOSPITAL			1	100%	1
CLEVELAND CLINIC AKRON GENERAL			1	100%	1
ST. JOHN HOSPITAL & MEDICAL CENTER			1	100%	1
CVS OH4499POCT LYNDHURST		1			1
Summit Medical Group Morristown Oncology		1			1
MANOR CARE OF DELRAY BEACH FL LLC		1			1
LAKE MARY DIALYSIS			1	100%	1
LIBERTY HEALTH CENTER			1	100%	1
Long Beach Care Center			1	100%	1
WATERS EDGE ELEMENTARY SCHOOL			1	100%	1
PEDIATRIC ASSOCIATES - MIAMI LAKES		1			1
OXY-GENLAB			1	100%	1
BOCA GENERAL AND FAMILY MEDICINE		1			1
SPHERE DX			1	100%	1
CHC SOUTHWEST FLORIDA LAB-LIVE			1	100%	1
Kroger 670 - The Little Clinic Powell		1			1
AML DIAGNOSTICS- ADV TESTING IN METABOLIC MEDICINE			1	100%	1
EMERGENCY CARE SERVICES LAB AT JFK MEDICAL CENTER			1	100%	1
INDIAN RIDGE		1			1
FAST PACE URGENT CARE			1	100%	1
QLABS			1	100%	1
LUMICO LIFE INSURANCE COMPANY		1			1
THE LITTLE CLINIC, LLC			1	100%	1
PORTAGE MEDICAL CENTER			1	100%	1
COASTAL ER IX, PHYSICIANS PREMIER			1	100%	1
MEDCARE-GARNERS FERRY			1	100%	1
RIDGE OPTUM FLORIDA			1	100%	1
WALGREENS #10854		1			1
WEST FLORIDA MEDICAL CENTER CLINIC			1	100%	1
Peninsula Nursing and Rehabilitation Center		1			1
SHANNON MEDICAL CENTER			1	100%	1
ADVANCED INDIVIDUALIZED MEDICINE OF NAPLES			1	100%	1
NORTHERN KENTUCKY HEALTH DEPARTMENT			1	100%	1
BEST CARE COMMUNITY AND FAMILY HEALTH CENTER INC			1	100%	1
DIGNITY HEALTH GOHEALTH		1			1
WINTER GARDEN CHILDREN'S HEALTH CENTERS			1	100%	1
UNIVERSITY OF NORTH CAROLINA HOSPITALS			1	100%	1
RIVERSIDE REGIONAL MED CENTER			1	100%	1
MID-FLORIDA CANCER CENTERS		1			1
SYNERGENE LABORATORY			1	100%	1
Kroger 838 - The Little Clinic Fairborn		1			1
FORT MYERS DIALYSIS		1			1
TUNIS STREET GROUP HOME		1			1

# COVID-19: testing by laboratory

Data through Mar 11, 2021 verified as of Mar 12, 2021 at 09:25 AM

Data in this report are provisional and subject to change.

The numbers in the table below represent the number of Florida and non-Florida residents for whom test results were received by the Department of Health. A person can be tested by more than one laboratory and can have both positive and negative results. **Therefore, the sum of the numbers in each column will be larger than the total number of people tested.**

Reporting lab	Inconclusive	Negative	Positive	Percent positive	Total
OASIS FAMILY RESORT IN THE SPRINGS LLC		1			1
MARYWOOD NURSING CARE CENTER		1			1
MEMORIAL HERMANN MEDICAL GROUP-ATASCOCITA PEDS			1	100%	1
KROGER 915 - THE LITTLE CLINIC ANDERSON			1	100%	1
CULVER CITY URGENT CARE			1	100%	1
WillowBrooke Court at Westminster Village		1			1
THOMAS HOSPITAL			1	100%	1
BROOKS REHAB			1	100%	1
NORTH BROWARD MEDICAL CENTER			1	100%	1
GATEWAY HEALTHCARE, PC			1	100%	1
NORTH COUNTY MEDICAL LAB			1	100%	1
MEDICAL CLINIC OF HOUSTON			1	100%	1
SHP WESTCHESTER LLC		1			1
VIRGINIA UROLOGY		1			1
PALMETTO LANDING			1	100%	1
HAYS CLINICAL LAB			1	100%	1
AUTUMN HOUSE			1	100%	1
Fulton County Medical Center Long Term Care			1	100%	1
PATHOLOGY		1			1
MERCY HOME		1			1
Longwood Community Living Center		1			1
BOND COUNTY HEALTH DEPARTMENT			1	100%	1
ALIMETRIX INC		1			1
Brookdale Southside			1	100%	1
CARE STATION MEDICAL GROUP		1			1
THE HOSPITALS OF PROVIDENCE EMERGENCY ROOM			1	100%	1
Alden Lincoln Park			1	100%	1
Keller Landing Center		1			1
SOUTHEASTERN INTEGRATED MEDICAL PL			1	100%	1
Kroger 532 - The Little Clinic Murfreesboro		1			1
Parkview Care Center			1	100%	1
Alden North Shore			1	100%	1
CVS MA1875POCT ASHLAND			1	100%	1
DIMMIT REGIONAL HOSPITAL			1	100%	1
BROOKDALE FORT MYERS LAKES PARK			1	100%	1
QUICKCARE HEALTH, INC			1	100%	1
LAKELAND MEDICAL CENTER			1	100%	1
Eddy Memorial Geriatric Center		1			1
CEPERO PEDIATRICS PA			1	100%	1
Excel Care Center			1	100%	1
UT MD ANDERSON CANCER CENTER-TUMOR MARKER LAB			1	100%	1
CENTRAL FL INTERNAL MEDICINE ASSOCIATES LLC		1			1
KIDS CARE PEDIATRICS PA			1	100%	1
ST. LUKES HOSPITAL			1	100%	1
MEMORIAL HOSPITAL MIRAMAR WAIVED TESTING			1	100%	1
MEMORIAL HOSPITAL OF TAMPA			1	100%	1

# COVID-19: testing by laboratory

Data through Mar 11, 2021 verified as of Mar 12, 2021 at 09:25 AM

Data in this report are provisional and subject to change.

The numbers in the table below represent the number of Florida and non-Florida residents for whom test results were received by the Department of Health. A person can be tested by more than one laboratory and can have both positive and negative results. **Therefore, the sum of the numbers in each column will be larger than the total number of people tested.**

Reporting lab	Inconclusive	Negative	Positive	Percent positive	Total
CHILTON MEDICAL CENTER		1			1
CIRRUS DX			1	100%	1
MEDEXPRESS URGENT CARE - PINE BLUFF S		1			1
JACK M MATHENY II MD			1	100%	1
CENTRAL FLORIDA HOSPITALIST			1	100%	1
GREATER MIAMI DIALYSIS			1	100%	1
VA OPTOMETRY CLINIC			1	100%	1
FAU MEMORY & WELLNESS CENTER			1	100%	1
CVS GA5622POCT DALLAS		1			1
IZ MEDICAL		1			1
MEDEXPRESS URGENT CARE-MEADVILLE			1	100%	1
Falmouth By The Sea			1	100%	1
MINNESOTA DEPARTMENT OF HEALTH LABORATORY			1	100%	1
PINEVILLE PHARMACY			1	100%	1
MIAMI CEREBRAL PALSY RESIDENTIAL			1	100%	1
CARENOW URGENT CARE - SPRING			1	100%	1
BAPTIST HEALTH SURGERY CENTER			1	100%	1
PANCARE HEALTH - NORTHSIDE ELEMENTARY			1	100%	1
CVS CT692POCT NORTH HAVEN		1			1
MEDCOR CORPORATE CLINIC			1	100%	1
PEDIATRIC SPECIALTY CLINIC COLLIER			1	100%	1
Community Compassion Center of Batesville			1	100%	1
DEVLIN MANOR NURSING AND REHABILITATION		1			1
WW Chem Auto SS			1	100%	1
UNIVERSITY URGENT CARE			1	100%	1
HOLY CITY MED URGENT CARE			1	100%	1
WEST FLORIDA MEDICAL ASSOCIATES			1	100%	1
441 URGENT CARE CENTER - BROWNWOOD			1	100%	1
BROOKSHIRE, THE			1	100%	1
CARE CONNECTIONS AT HOME LLC			1	100%	1
PROVIDENCE ST. PATRICK HOSPITAL			1	100%	1
Kroger 407 - The Little Clinic Lexington		1			1
DEPARTMENT OF HEALTH SERVICES			1	100%	1
PRINCIPLE DIAGNOSTICS LLC			1	100%	1
NAVAL BRANCH HEALTH CLINIC			1	100%	1
MEDEXPRESS URGENT CARE - BENTON		1			1
ANSWERS RESOURCE FACILITY		1			1
ALPHA CLINICAL LABORATORY CORP.			1	100%	1
PATHLAB SERVICES			1	100%	1
STATE OF ALASKA			1	100%	1
MEMORIAL MEDICAL CENTER			1	100%	1
Kroger 444 - The Little Clinic Dent		1			1
CVS OH3329POCT LAKEWOOD		1			1
MID FLORIDA BIOLOGICALS			1	100%	1
ESOTERIC LAB			1	100%	1
Signature Healthcare of Fort Wayne		1			1

# COVID-19: testing by laboratory

Data through Mar 11, 2021 verified as of Mar 12, 2021 at 09:25 AM

Data in this report are provisional and subject to change.

The numbers in the table below represent the number of Florida and non-Florida residents for whom test results were received by the Department of Health. A person can be tested by more than one laboratory and can have both positive and negative results. **Therefore, the sum of the numbers in each column will be larger than the total number of people tested.**

Reporting lab	Inconclusive	Negative	Positive	Percent positive	Total
PALM BEACH COUNTY SHERIFF OFFICE			1	100%	1
MINUTECLINIC DIAGNOSTICS OF OKLAHOMA		1			1
SAINT JOSEPHS HOSPITAL OF ATLANTA			1	100%	1
EXPRESS PHARMACY INC		1			1
ASSOCIATESMD			1	100%	1
ALL CHILDRENS PEDIATRIC CLINIC			1	100%	1
San Antonio Residence and Rehabilitation Center		1			1
MED CHOICE CENTER OF NORTH MIAMI			1	100%	1
NORTHEAST GEORGIA HEALTH SYSTEM			1	100%	1
CVS NE5863POCT OMAHA		1			1
ST. MICHAEL'S ELITE HOSPITAL			1	100%	1
MARTIN LUTHER KING RENAL INSTITUTE			1	100%	1
TREASURE COAST MEDICAL CONCIERGE LLC			1	100%	1
LAKE WALES DIALYSIS CENTER			1	100%	1
NEW YORK PRESBYTERIAN HOSPITAL			1	100%	1
USA Healthcare LTC, LLC - Folsom Center for Rehabilitation & Healthca		1			1
UNIVERSITY PLACE NURSING CENTER		1			1
ELEMENTS PHARMACY			1	100%	1
THE DOCTOR'S OFFICE OF WEST CALDWELL		1			1
SEASONS HOSPICE AND PALLIATIVE CARE OF			1	100%	1
HUMC		1			1
GOSHEN MEDICAL CENTER			1	100%	1
PHOEBE PRIMARY CARE CAMILLA			1	100%	1
UMASS MEMORIAL/MARLBORO HOSPITAL			1	100%	1
BICKERTON, DAWN		1			1
EASTSIDE URGENT CARE			1	100%	1
OUCH URGENT CARE			1	100%	1
CVS NH1004POCT SALEM			1	100%	1
CACERES SPECIALIZED GYNECOLOGY		1			1
SUNCOAST BEHAVIORAL HEALTH CENTER			1	100%	1
TARRANT MEDICAL ASSOCIATES			1	100%	1
MEMORIAL HERMANN SOUTHWEST HOSPITAL			1	100%	1
SANFORD HOME		1			1
ADVENTHEALTH MEDICAL GROUP OBSTETRICS			1	100%	1
PEDIATRIC ASSOCIATES OF ORLANDO			1	100%	1
HERNANDO COUNTY HEALTH DEPT			1	100%	1
SAINT BARNABAS MEDICAL CENTER		1			1
FAMILY MEDICAL CENTER		1			1
Kroger 006 - The Little Clinic Uintah Gardens		1			1
EMPLOYEE WELLNESS PA			1	100%	1
Autumn Care of Suffolk		1			1
SIMPLY HEALTHCARE AND WELLNESS CLINIC, PC			1	100%	1
Good Samaritan Society		1			1
CVS KS8601POCT OVERLAND PARK			1	100%	1
PEDIATRIC ASSOCIATES - DORAL			1	100%	1
DEL PRADO MEDICAL CENTER, INC		1			1

# COVID-19: testing by laboratory

Data through Mar 11, 2021 verified as of Mar 12, 2021 at 09:25 AM

Data in this report are provisional and subject to change.

The numbers in the table below represent the number of Florida and non-Florida residents for whom test results were received by the Department of Health. A person can be tested by more than one laboratory and can have both positive and negative results. **Therefore, the sum of the numbers in each column will be larger than the total number of people tested.**

Reporting lab	Inconclusive	Negative	Positive	Percent positive	Total
HAVASU REGIONAL MEDICAL CENTER			1	100%	1
RESTORE MEDICAL PARTNERS PLLC			1	100%	1
INTERNAL MEDICINE ASSOCIATES		1			1
HEALTHCARE ASSOCIATES OF IRVING, LLP			1	100%	1
INDIANA STATE DEPARTMENT OF HEALTH CLINIC MICROBIOLOGY		1			1
LIFELINK TRANSPLANT INSTITUTE LAB			1	100%	1
Kroger - KR062000426			1	100%	1
Kroger 682 - The Little Clinic New Holland Market			1	100%	1
SUREPOINT URGENT CARE PADRE ISLAND			1	100%	1
VIVEX/UMTB BIOMEDICAL			1	100%	1
GENESEE COUNTY HEALTH DEPARTMENT		1			1
REELFOOT FAMILY WALK-IN CLINIC		1			1
C A R E S		1			1
NORTH FL SOUTH GA HCS-LAKE CITY			1	100%	1
AMERICAN FAMILY CARE URGENT CARE		1			1
Kroger 699 - The Little Clinic Smyrna		1			1
OAKMONT OF UNION SC, LLC		1			1
SANCHEZ CAZAU MEDICAL GROUP			1	100%	1
ORDRS, INC.			1	100%	1
MED-LAKE LABORATORY			1	100%	1
BRUSHY CREEK FAMILY HOSPITAL			1	100%	1
Eagle Point Health Care Center		1			1
MEDSTAR HEALTH URGENT CARE			1	100%	1
SUMMER PLACE NURSING & REHABILITATION		1			1
Maple Lane Nursing Home		1			1
FLORIDA HEART AND VASCULAR MULTISPECIALTY GROUP PA			1	100%	1
Senatobia Healthcare & Rehab		1			1
Woodstock Nursing and Rehabilitation Center		1			1
BATESVILLE - SHERWOOD URGENT CARE			1	100%	1
RIVERSIDE PEDIATRIC GROUP, INC		1			1
QC LABORATORY			1	100%	1
HEALTH FIRST MEDICAL GROUP LLC			1	100%	1
DOCTORS HEARING			1	100%	1
RAPID CITY REGIONAL HOSPITAL -579 ATTN. LABORATORY		1			1
MARYLAND DEPARTMENT OF HEALTH AND MENTAL HYGIENE			1	100%	1
HELGEMO & LIOU PEDIATRICS			1	100%	1
GARNET HEALTH DOCTORS		1			1
CHILDREN'S NATIONAL MEDICAL CENTER			1	100%	1
BAYOU URGENT CARE			1	100%	1
CARE ADVANTAGE			1	100%	1
AAA MEDICAL TESTING			1	100%	1
SYNERGY DIALYSIS INC			1	100%	1
RIVIERA BEACH HEALTH CENTER LAB			1	100%	1
BMC/NASSAU			1	100%	1
EXCEL URGENT CARE OF NJ			1	100%	1
CVS IL2297652CV CHICAGO		1			1

# COVID-19: testing by laboratory

Data through Mar 11, 2021 verified as of Mar 12, 2021 at 09:25 AM

Data in this report are provisional and subject to change.

The numbers in the table below represent the number of Florida and non-Florida residents for whom test results were received by the Department of Health. A person can be tested by more than one laboratory and can have both positive and negative results. **Therefore, the sum of the numbers in each column will be larger than the total number of people tested.**

Reporting lab	Inconclusive	Negative	Positive	Percent positive	Total
PHYSICIANS URGENT CARE			1	100%	1
PALM BEACH DIABETES AND ENDOCRINE SPECIALISTS, PA			1	100%	1
PEDRO L ORTEGA MD PA			1	100%	1
HARDIN MEMORIAL HOSPITAL - HEARTLAND PATHOLOGY CONSULTANTS			1	100%	1
FREEPORT ER DOX URGENT CARE		1			1
GRAND VIEW HOSPITAL			1	100%	1
PRIMARY CARE & PEDIATRICS - SHEPHERSTOWN		1			1
MCH PHYSICIANS GROUP			1	100%	1
HEALTH EXPRESS		1			1
Rockcastle Health and Rehab		1			1
EXCEPTIONAL EMERGENCY CENTER			1	100%	1
CENTRAL ALABAMA HEALTH CARE SYSTEM			1	100%	1
Imperial Healthcare Centre			1	100%	1
HEALTH CLINIC,THE		1			1
Kroger 465 - The Little Clinic Oakley		1			1
SIGNATURE CARE COLLEGE STATION			1	100%	1
MORNINGSIDE NURSING AND REHABILITATION		1			1
WELLOW URGENT CARE-OSWEGO			1	100%	1
ULTIMATE ANALYSIS LABORATORY			1	100%	1
OPTIMAL MEDICINE INC		1			1
AMERICAN MEDICAL RESPONSE - FARMER BRA		1			1
PHYSICIANS PRIMARY CARE LEHIGH PEDS			1	100%	1
MEDEXPRESS URGENT CARE - CHERRY HILL		1			1
ST JOHN'S MEDICAL CENTER, TETON VILLAGE			1	100%	1
MODERN URGENT CARE			1	100%	1
EAST CORE LAB			1	100%	1
CARDIOLOGY AND FITNESS MEDICINE		1			1
RELIANCE HOME HEALTH CARE INC		1			1
RM PHARMACY SERVICES INC		1			1
ST GERARD'S COMMUNITY OF CARE		1			1
NORTH BREVARD CHILDRENS MEDICAL CENTER			1	100%	1
SHAH			1	100%	1
ORMC-ARDEN/EOI			1	100%	1
TMH PHYSICIAN PARTNERS QUINCY			1	100%	1
WALGREENS #01398			1	100%	1
BMC MAYPORT			1	100%	1
MEA PRIMARY CARE PLUS BYRAM			1	100%	1
BRONSON METHODIST HOSPITAL			1	100%	1
Bivins Pointe			1	100%	1
ST. MARY MEDICAL CENTER		1			1
ARTESIAN HOME		1			1
ARLINGTON ADULT RESIDENTIAL FACILITY, INC			1	100%	1
POETS WALK SARASOTA			1	100%	1
CHILDREN'S MEMORIAL HOSPITAL			1	100%	1
SHANNON CLARK OD, PA			1	100%	1
GEORGE WASHINGTON UNIVERSITY HOSPITAL			1	100%	1

# COVID-19: testing by laboratory

Data through Mar 11, 2021 verified as of Mar 12, 2021 at 09:25 AM

Data in this report are provisional and subject to change.

The numbers in the table below represent the number of Florida and non-Florida residents for whom test results were received by the Department of Health. A person can be tested by more than one laboratory and can have both positive and negative results. **Therefore, the sum of the numbers in each column will be larger than the total number of people tested.**

Reporting lab	Inconclusive	Negative	Positive	Percent positive	Total
AUSTIN URGENT CARE			1	100%	1
QUEST INC			1	100%	1
FLORIDA CLINICAL RESEARCH CENTER, LLC			1	100%	1
Ohman Family Living at Holly Assisted Living		1			1
PALMETTO BAY MEDICAL CENTER			1	100%	1
FAIRVIEW HOSPITAL			1	100%	1
STAMFORD HOSPITAL			1	100%	1
OPTUM MEDICAL CLINIC IN ROCKRIMMON			1	100%	1
BRANDON OUTREACH CLINIC			1	100%	1
SSC NASHVILLE OPERATING CO LLC D/B/A		1			1
APPLECARE URGENT CARE KINGSLAND			1	100%	1
HOSPITAL SISTERS HEALTH SYSTEM (HSHS)			1	100%	1
El Paso Health Care Center			1	100%	1
ManorCare Yeadon		1			1
Valley Center (WV)			1	100%	1
VISTA DEL SOL MED ASSOC		1			1
SILVERMAN			1	100%	1
PROGRESSIVE MEDICAL LAB LLC			1	100%	1
DORNOCH PLACE DEL PRADO		1			1
PALM SPRINGS GENERAL HOSPITAL			1	100%	1
LIFE CARE CENTER OF GWINNETT		1			1
CONVENIENT MEDICAL AND HEALTH SERVICES			1	100%	1
PUTNAM CO HOSPITAL-D/B/A ASBURY TOWERS		1			1
Kroger 629 - The Little Clinic Cartersville, GA Hwy 41		1			1
VA COMMUNITY BASED CLINIC - LAKE CITY			1	100%	1
PASTEUR MEDICAL CENTER LLC		1			1
Rehab Select of Talladega		1			1
LEESBURG DIALYSIS CENTER		1			1
CAREFIRST URGENT CARE - BEECHMONT			1	100%	1
CROZER-CHESTER MEDICAL CENTER			1	100%	1
JOSHUA E CHESIR MD		1			1
ISLANDS ASSISTED LIVING FACILITY,THE			1	100%	1
Community Care Center of Heritage House, LLC			1	100%	1
FLORIDA DEPARTMENT OF HEALTH IN CITRUS COUNTY		1			1
Crestwood Nursing Center		1			1
MORSELIFE HOME CARE INC			1	100%	1
PENINSULA REGIONAL MED CTR LAB			1	100%	1
Garden View Care Center at Dougherty Ferry		1			1
Regency Square			1	100%	1
SOMA MEDICAL CENTER PA #2			1	100%	1
Miller Health Care Center			1	100%	1
ADDINGTON PLACE EAST LAKE		1			1
SAINT FRANCIS HOSPITAL			1	100%	1
STEPHENS COUNTY HOSPITAL			1	100%	1
Ideal Senior Living Center		1			1
MEDEXPRESS URGENT CARE - WESTFIELD, E MAIN ST			1	100%	1

# COVID-19: testing by laboratory

Data through Mar 11, 2021 verified as of Mar 12, 2021 at 09:25 AM

Data in this report are provisional and subject to change.

The numbers in the table below represent the number of Florida and non-Florida residents for whom test results were received by the Department of Health. A person can be tested by more than one laboratory and can have both positive and negative results. **Therefore, the sum of the numbers in each column will be larger than the total number of people tested.**

Reporting lab	Inconclusive	Negative	Positive	Percent positive	Total
TOXUSALABS DBA CONNECTDX LABS		1			1
TMH CANCER CENTER LABORATORY			1	100%	1
BROCK HUGHES MEDICAL CENTER			1	100%	1
MEDTOWN PHARMACY			1	100%	1
EAST FL CORE LAB			1	100%	1
NORTH RIVER FAMILY HEALTH CENTER			1	100%	1
LANCASHIRE HALL NURSING AND REHABILITATION CENTER		1			1
WESTON COUNTY HEALTH SERVICES			1	100%	1
AMERICA'S ER SITE 002 LLC			1	100%	1
BAM INC		1			1
ACUPATH LABORATORIES INC			1	100%	1
ROYAL OAK MEDICAL CENTER LLC DBA CHARACTER FAMILY			1	100%	1
ADAMS COUNTY HEALTH DEPARTMENT			1	100%	1
WINDSOR MANOR			1	100%	1
HIGHLANDS CLINICAL LABORATORY			1	100%	1
BAPTIST ASI			1	100%	1
FLAGLER COUNTY BOARD OF COUNTY COMMISSIONERS			1	100%	1
ADVANCED LABORATORY SERVICES			1	100%	1
CVS MI8091POCT FRASER		1			1
ADVENTHEALTH MEDICAL GROUP ADULT AND SENIOR HEALTH			1	100%	1
NEMOURS CHILDREN'S PRIMARY CARE, ST CLOUD			1	100%	1
LITTLE COMPANY OF MARY HOSPITAL			1	100%	1
Kroger 683 - The Little Clinic Foothills Plaza		1			1
Jacob's Creek Nursing and Rehabilitation Center		1			1
Wexner Heritage House			1	100%	1
MANCHESTER COMMONS		1			1
Grays Harbor Health and Rehabilitation		1			1
WRIGHT PATTERSON AFB MEDICAL CENTER			1	100%	1
ST. LUKE'S HOSPITAL			1	100%	1
ALLIANCE MD DIRECT PRIMARY CARE			1	100%	1
Victoria Manor		1			1
GREATER TAMPA AT HOME			1	100%	1
AHC Dyersburg		1			1
PRIMARY CARE GROUP LLC		1			1
MEDICAL SPECIALISTS OF THE PALM BEACHES INC			1	100%	1
NORDX			1	100%	1
WEST FLORIDA HOSPITAL LABORATORY			1	100%	1
Waters of Covington		1			1
ATHENS LIMESTONE HOSPITAL		1			1
RIVERVIEW HOSPITAL D/B/A UNIVERSITY		1			1
Kroger 350 - The Little Clinic New Cut Road		1			1
STEWART MEDICAL GROUP INC			1	100%	1
PRACTITIONERS IN MOTION			1	100%	1
PUBLIX PHARMACY # 1236			1	100%	1
CALIFORNIA PUBLIC HEALTH LABORATORY			1	100%	1
SUNCOAST PRIMARY CARE LLC			1	100%	1

# COVID-19: testing by laboratory

Data through Mar 11, 2021 verified as of Mar 12, 2021 at 09:25 AM

Data in this report are provisional and subject to change.

The numbers in the table below represent the number of Florida and non-Florida residents for whom test results were received by the Department of Health. A person can be tested by more than one laboratory and can have both positive and negative results. **Therefore, the sum of the numbers in each column will be larger than the total number of people tested.**

Reporting lab	Inconclusive	Negative	Positive	Percent positive	Total
KENNEDY BOULEVARD DIALYSIS			1	100%	1
Chateau Living Center			1	100%	1
ARBOR DIAGNOSTICS, INC		1			1
UNITED HEALTHCARE			1	100%	1
PRIMARY & URGENT CARE CENTERS			1	100%	1
ACCOMPLISHED HOME CARE		1			1
NYU LANGONE AMBULATORY CARE LAKE SUCC		1			1
FASTMED URGENT CARE			1	100%	1
CHRISTIAN REST HOME ASSOC		1			1
HALE KUPUNA HERITAGE HOME		1			1
CROSS CREEK HEALTH CARE		1			1
IMMY LABS			1	100%	1
Kroger 086 - The Little Clinic Broomfield-Sheridan		1			1
MINUTECLINIC DIAGNOSTIC OF NH, LLC (CL		1			1
Bethany Manor		1			1
BROOKDALE FORT WALTON BEACH			1	100%	1
MAYO MEDICAL LABORATORIES			1	100%	1
BEAUMONT URGENT CARE		1			1
HOSPICE OF MARION COUNTY INC			1	100%	1
MY URGENT CARE CLINIC			1	100%	1
Alexandria Place		1			1
SONORAN DESERT PATHOLOGY			1	100%	1
INSTANT MEDICAL CARE CENTER			1	100%	1
PARK LANE NURSING HOME		1			1
MEDEXPRESS URGENT CARE - ST CLAIR, CLOVER DR.		1			1
Court House Center		1			1
MEDONE URGENT CARE			1	100%	1
EUGENE T FINAN, MD			1	100%	1
Seal Rock Healthcare		1			1
SAINT JOSEPH'S HOSPITAL AND MEDICAL CENTER		1			1
White River Health Care Center		1			1
PEACE HEALTH FAMILY MEDICINE AT 87TH AVE		1			1
Highland Ave. Eye Clinic		1			1
SOUTHWOOD NURSING & RETIREMENT CENTER		1			1
WINNIFRED ASSISTED LIVING FACILITY INC		1			1
BAPTIST MEDICAL PLAZA AT WESTCHESTER			1	100%	1
APOLLOMDX LLC			1	100%	1
LONG ISLAND MINIMALLY INVASIVE SURGERY		1			1
THE TOLEDO HOSPITAL			1	100%	1
Holly Hill Healthcare Center			1	100%	1
ANDREWS INSTITUTE AMBULATORY SURGERY CENTER		1			1
ARIZONA STATE LABORATORY			1	100%	1
TENNOVA ER - SANGO			1	100%	1
SOMA MEDICAL CENTER PA #3 PALOMINO			1	100%	1
PELICAN STATE OUTPATIENT CENTER			1	100%	1
Walgreens #5914		1			1

# COVID-19: testing by laboratory

Data through Mar 11, 2021 verified as of Mar 12, 2021 at 09:25 AM

Data in this report are provisional and subject to change.

The numbers in the table below represent the number of Florida and non-Florida residents for whom test results were received by the Department of Health. A person can be tested by more than one laboratory and can have both positive and negative results. **Therefore, the sum of the numbers in each column will be larger than the total number of people tested.**

Reporting lab	Inconclusive	Negative	Positive	Percent positive	Total
BRIGHAM YOUNG UNIV STUDENT HEALTH CTR			1	100%	1
GARDENS AT MAPLEWOOD			1	100%	1
WEST BOYNTON DIALYSIS			1	100%	1
HARDEE COUNTY FIRE RESCUE		1			1
DEVANSH LAB WORKS		1			1
SPECTRUM LABORATORY			1	100%	1
Kroger 929 - The Little Clinic Corryville		1			1
MERCYONE DES MOINES MEDICAL CENTER			1	100%	1
Harbert Hills Academy Nursing Home		1			1
Mountain View Manor			1	100%	1
Brakeley Park Center		1			1
BREVARD FAMILY WALK IN CLINIC			1	100%	1
NEMOURS CHILDREN HOSPITAL			1	100%	1
ARISTACARE AT MANCHESTER		1			1
CLEVELAND CLINIC OUTPATIENT LABORATORY			1	100%	1
FIRST CARE OF GAINESVILLE			1	100%	1
INHEALTH LIFE SCIENCES			1	100%	1
CVS TX7675POCT RED OAK			1	100%	1
HIDALGO FAMILY CLINIC			1	100%	1
MIDWAY SPECIALTY CARE CENTER INC		1			1
AMERICAN DRUG TESTING LAB LLC			1	100%	1
BLUFFTON HEALTH CENTER			1	100%	1
PIONEER CLINICAL RESEARCH LLC			1	100%	1
<b>Total</b>	<b>94,018</b>	<b>17,150,280</b>	<b>2,533,545</b>	<b>13%</b>	<b>19,777,843</b>