

# COVID-19: summary of cases and monitoring

Data through Mar 14, 2021 verified as of Mar 15, 2021 at 09:25 AM

Data in this report are provisional and subject to change.

Cases: people with positive PCR or antigen test result		Cases: people with positive PCR or antigen test result	
Total cases		Risk factors for Florida residents	
Florida residents	1,943,135	Traveled	15,401
Non-Florida residents	36,499	Contact with a known case	758,300
Type of testing		Traveled and contact with a known case	20,956
Florida residents	1,943,135	Neither	1,148,478
Positive by BPHL/CDC	71,615	No travel and no contact	227,936
Positive by commercial/hospital lab	1,871,520	Travel is unknown	663,821
PCR positive	1,572,904	Contact is unknown	428,438
Antigen positive	370,231	Contact is pending	427,385
Non-Florida residents	36,499	Travel can be unknown and contact can be unknown or pending for the same case, these numbers will sum to more than the "neither" total.	
Positive by BPHL/CDC	883		
Positive by commercial/hospital lab	35,616		
PCR positive	25,133		
Antigen positive	11,366		
Characteristics			
Florida residents hospitalized	82,307		
Florida resident deaths	32,348		
Non-Florida resident deaths	611		
Hospitalized counts include anyone who was hospitalized at some point during their illness. It does not reflect the number of people currently hospitalized.			
More information on deaths identified through death certificate data is available on the National Center for Health Statistics website at <a href="http://www.cdc.gov/nchs/nvss/vsrr/COVID19/index.htm">www.cdc.gov/nchs/nvss/vsrr/COVID19/index.htm</a> .			

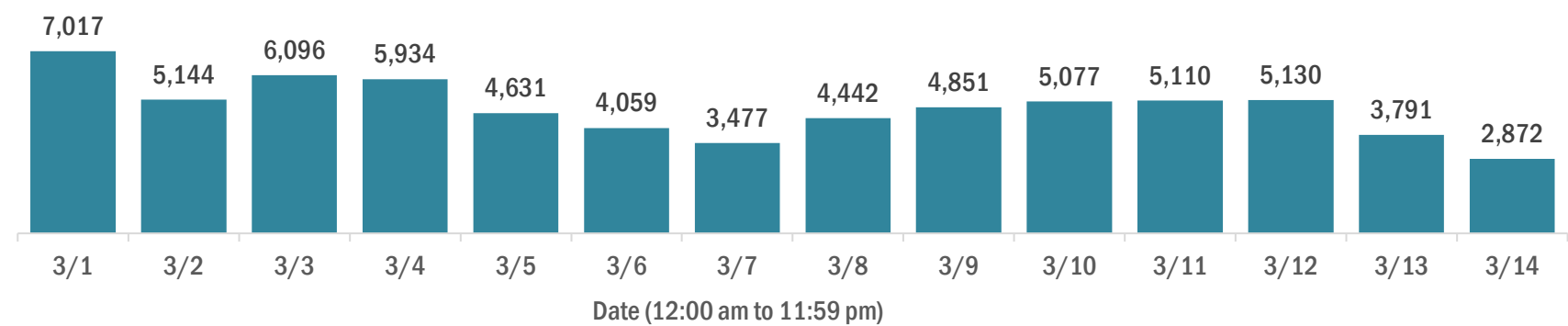
# COVID-19: summary of laboratory testing

Data through Mar 14, 2021 verified as of Mar 15, 2021 at 09:25 AM

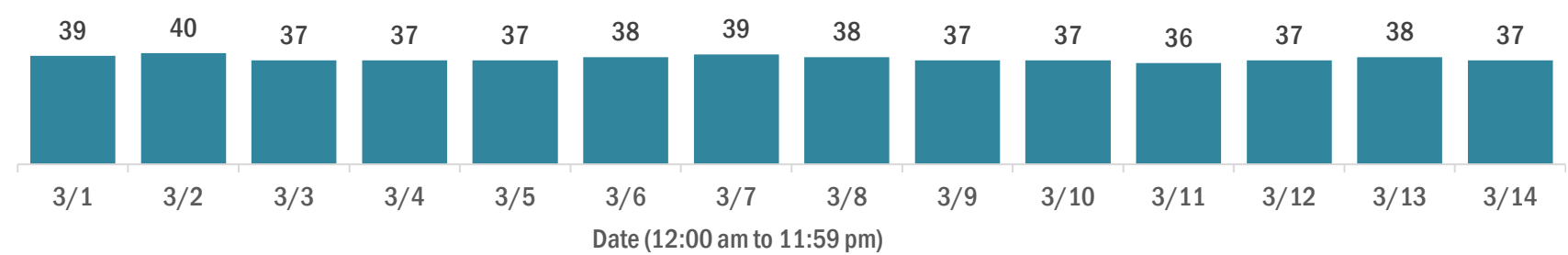
Data in this report are provisional and subject to change.

## Cases in Florida residents per day for the past 2 weeks

Number of cases per day



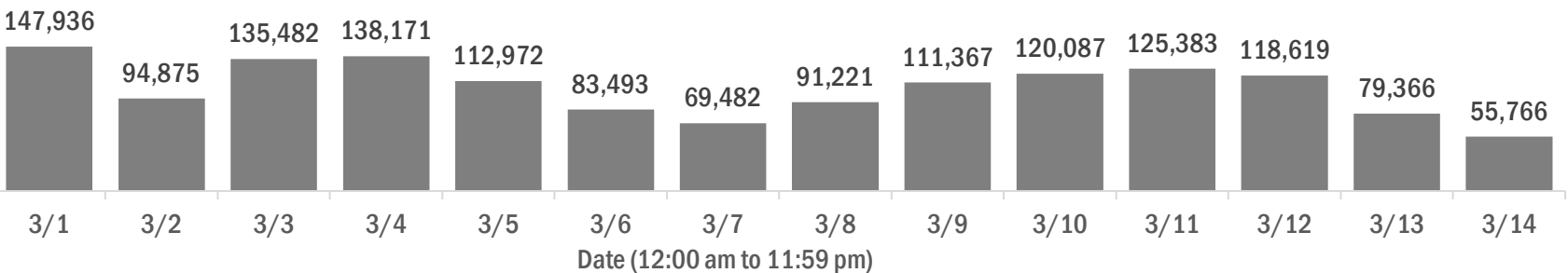
Median age of cases by day



## Laboratory testing for Florida residents over the past 2 weeks

Number of Florida residents tested per day

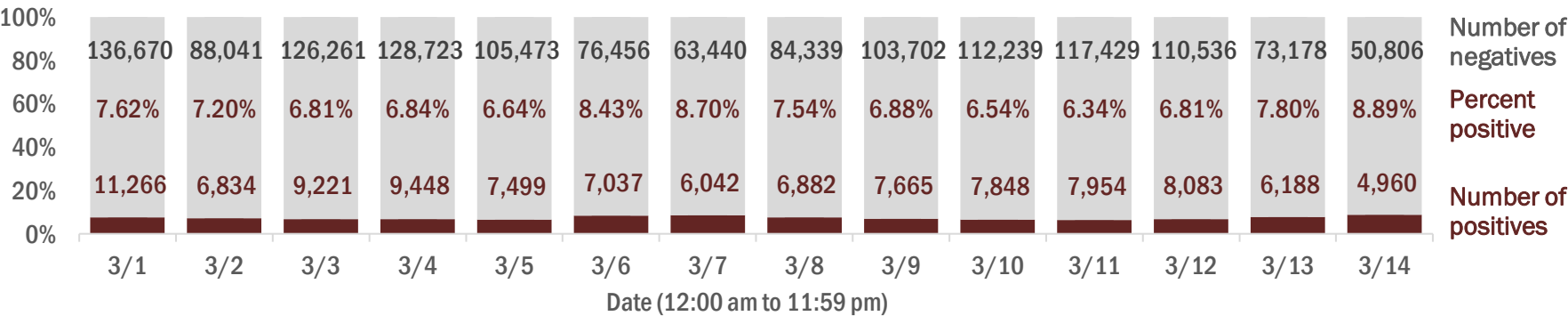
These counts include the number of people for whom the Department received PCR or antigen laboratory results by day. People tested on multiple days will be included for each day a new result was received. A person is only counted once for each day they are tested, regardless of whether multiple specimens are tested or multiple results are received.



Number and percent of Florida residents with positive test results

The percent of positive results ranged from 6.34% to 8.89% over the past 2 weeks and was 8.89% yesterday.

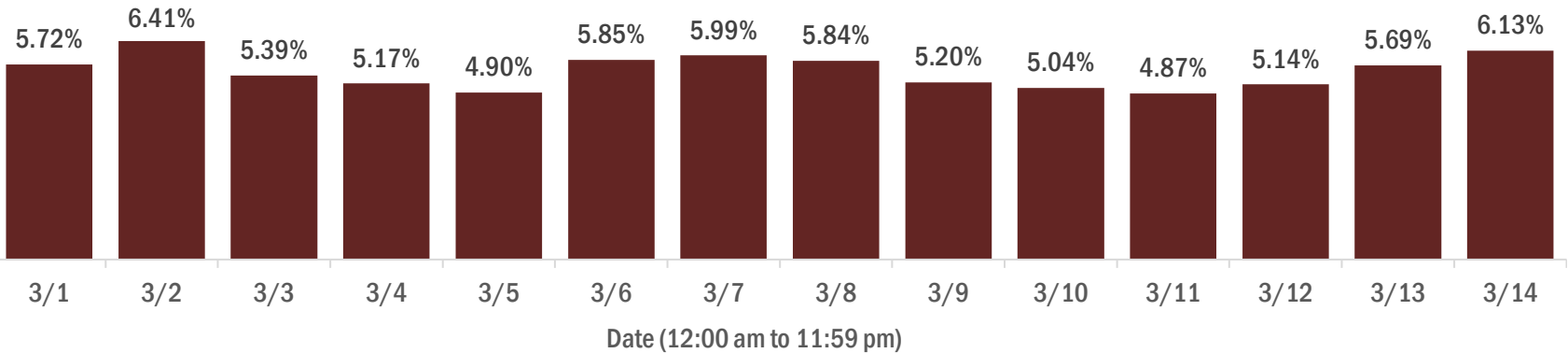
These counts include the number of people for whom the Department received PCR or antigen laboratory results by day. People tested on multiple days will be included for each day a new result was received. A person is only counted once for each day they are tested, regardless of whether multiple specimens are tested or multiple results are received. If a person has a positive specimen and a negative specimen in the same day, only the positive result is counted.



Percent positivity for new cases in Florida residents

The percent of positive results ranged from 4.87% to 6.41% over the past 2 weeks and was 6.13% yesterday.

This percent is the number of people who test PCR- or antigen-positive for the first time divided by all the people tested that day, excluding people who have previously tested positive.



# COVID-19: characteristics of 1,943,135 Florida resident cases

Data through Mar 14, 2021 verified as of Mar 15, 2021 at 09:25 AM

Data in this report are provisional and subject to change.

Age group	Cases		Hospitalizations		Deaths	
0-4 years	38,934	2%	541	1%	1	0%
5-14 years	121,531	6%	528	1%	5	0%
15-24 years	298,919	15%	2,040	2%	39	0%
25-34 years	337,392	17%	4,000	5%	171	1%
35-44 years	300,777	15%	6,001	7%	489	2%
45-54 years	295,963	15%	9,270	11%	1,226	4%
55-64 years	256,423	13%	13,937	17%	3,449	11%
65-74 years	160,849	8%	17,191	21%	6,851	21%
75-84 years	89,095	5%	17,199	21%	9,864	30%
85+ years	41,978	2%	11,592	14%	10,253	32%
Unknown	1,274	0%	8	0%	0	0%
Total	1,943,135		82,307		32,348	

Gender	Cases	
Female	1,015,848	52%
Male	912,954	47%
Unknown	14,333	1%
Total	1,943,135	

Ethnicity	Cases		Hospitalizations		Deaths	
Hispanic	620,582	32%	20,915	25%	7,506	23%
Non-Hispanic	936,791	48%	57,412	70%	22,660	70%
Unknown	385,762	20%	3,980	5%	2,182	7%
Total	1,943,135		82,307		32,348	

Race and ethnicity	Cases		Hospitalizations		Deaths	
White	1,093,242	56%	53,748	65%	23,667	73%
Hispanic	414,641	21%	14,919	18%	5,997	19%
Non-Hispanic	597,112	31%	37,176	45%	16,577	51%
Unknown	81,489	4%	1,653	2%	1,093	3%
Black	256,844	13%	17,119	21%	5,133	16%
Hispanic	14,969	1%	717	1%	215	1%
Non-Hispanic	220,778	11%	16,051	20%	4,738	15%
Unknown	21,097	1%	351	0%	180	1%
Other race	292,425	15%	9,141	11%	2,582	8%
Hispanic	147,425	8%	4,797	6%	1,126	3%
Non-Hispanic	99,847	5%	3,920	5%	1,231	4%
Unknown	45,153	2%	424	1%	225	1%
Unknown race	300,624	15%	2,299	3%	966	3%
Hispanic	43,547	2%	482	1%	168	1%
Non-Hispanic	19,054	1%	265	0%	114	0%
Unknown	238,023	12%	1,552	2%	684	2%
Total	1,943,135		82,307		32,348	

**Hospitalization** counts include anyone who was hospitalized at some point during their illness. It does not reflect the number of people currently hospitalized. **Other race** includes any person with a race of American Indian/Alaskan native, Asian, native Hawaiian/Pacific Islander, or other.

# COVID-19: deaths in Florida residents and staff of long-term care facilities

Data through Mar 14, 2021 verified as of Mar 15, 2021 at 09:25 AM

Data in this report are provisional and subject to change.

For current cases in residents or staff of long-term care facilities, please visit: <https://floridahealthcovid19.gov/>

County	Deaths			County	Deaths			County	Deaths		
Palm Beach	1043	<div></div>	10%	Okaloosa	160	<div></div>	1%	Gilchrist	19	<div></div>	0%
Dade	994	<div></div>	9%	Hernando	156	<div></div>	1%	Calhoun	17	<div></div>	0%
Pinellas	880	<div></div>	8%	Osceola	139	<div></div>	1%	Flagler	17	<div></div>	0%
Broward	648	<div></div>	6%	Charlotte	133	<div></div>	1%	Gulf	17	<div></div>	0%
Hillsborough	553	<div></div>	5%	Clay	118	<div></div>	1%	Wakulla	16	<div></div>	0%
Polk	413	<div></div>	4%	Indian River	116	<div></div>	1%	Bradford	14	<div></div>	0%
Duval	410	<div></div>	4%	Leon	92	<div></div>	1%	Gadsden	14	<div></div>	0%
Brevard	391	<div></div>	4%	Bay	88	<div></div>	1%	Washington	13	<div></div>	0%
Sarasota	386	<div></div>	4%	Jackson	87	<div></div>	1%	Baker	12	<div></div>	0%
Orange	381	<div></div>	4%	St. Johns	85	<div></div>	1%	Holmes	10	<div></div>	0%
Lee	337	<div></div>	3%	Highlands	83	<div></div>	1%	Jefferson	10	<div></div>	0%
Marion	314	<div></div>	3%	Santa Rosa	80	<div></div>	1%	Franklin	9	<div></div>	0%
Volusia	284	<div></div>	3%	Alachua	74	<div></div>	1%	Lafayette	8	<div></div>	0%
Escambia	273	<div></div>	3%	Suwannee	59	<div></div>	1%	Levy	7	<div></div>	0%
St. Lucie	234	<div></div>	2%	Columbia	50	<div></div>	0%	Desoto	6	<div></div>	0%
Lake	228	<div></div>	2%	Sumter	45	<div></div>	0%	Dixie	4	<div></div>	0%
Seminole	226	<div></div>	2%	Putnam	39	<div></div>	0%	Monroe	4	<div></div>	0%
Pasco	219	<div></div>	2%	Nassau	35	<div></div>	0%	Taylor	3	<div></div>	0%
Manatee	191	<div></div>	2%	Hendry	29	<div></div>	0%	Hardee	2	<div></div>	0%
Collier	190	<div></div>	2%	Walton	28	<div></div>	0%	Hamilton	1	<div></div>	0%
Citrus	176	<div></div>	2%	Okeechobee	24	<div></div>	0%	Liberty	1	<div></div>	0%
Martin	165	<div></div>	2%	Madison	20	<div></div>	0%	Total	10,880		

**Note:** cases are summarized by the county of usual residence. Residents and staff may be cases associated with facilities that are not in their county of usual residence, resulting in cases being included below for counties that do not have facilities with known cases.

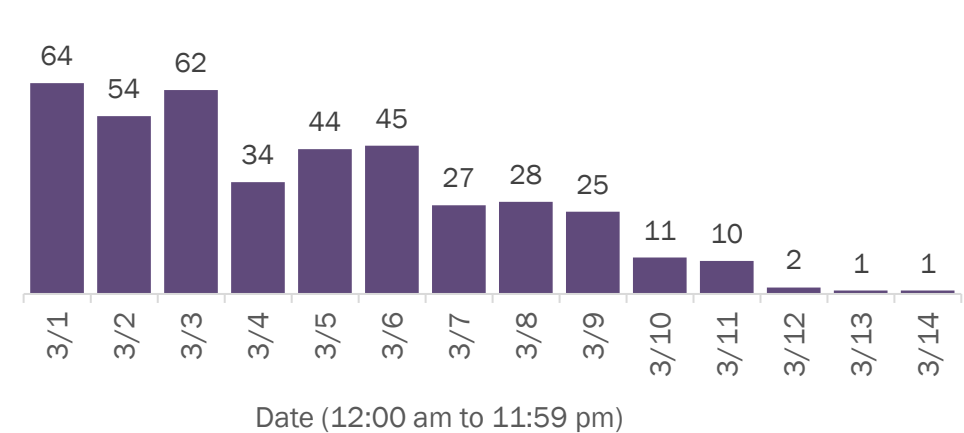
# COVID-19: cases in Florida residents who have died

Data through Mar 14, 2021 verified as of Mar 15, 2021 at 09:25 AM

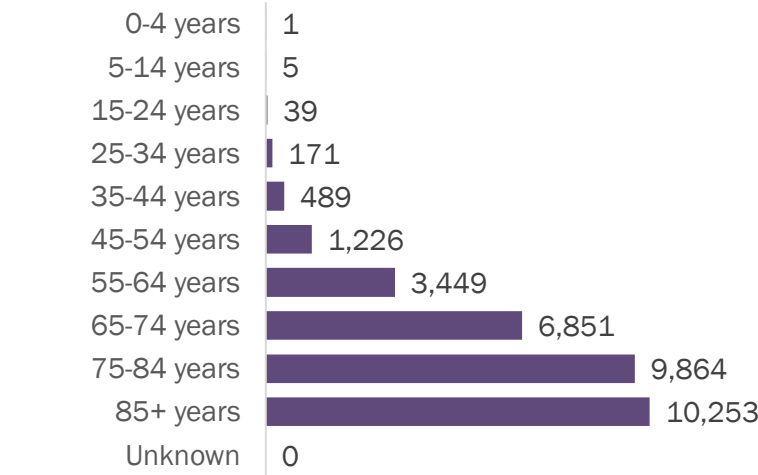
Data in this report are provisional and subject to change.

Demographics for all identified COVID-19 deaths: 32,348

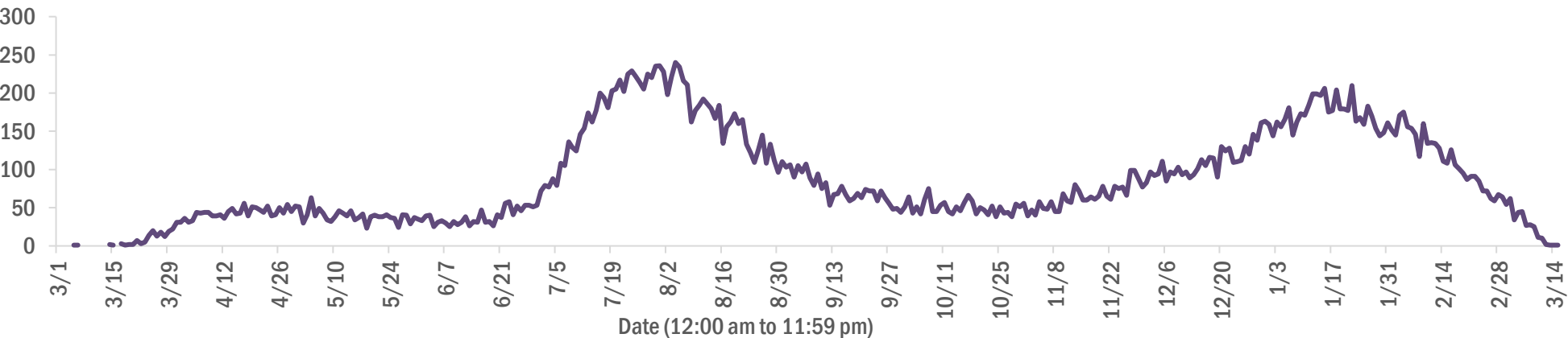
Deaths by date of death for the past 2 weeks



Deaths by age group



Deaths by date of death since March 2020



Age group	Deaths	Cases	Case fatality rate	Mortality rate per 100,000 population
0-4 years	1	38,934	0.0%	0.1
5-14 years	5	121,531	0.0%	0.2
15-24 years	39	298,919	0.0%	1.6
25-34 years	171	337,392	0.1%	6.0
35-44 years	489	300,777	0.2%	18.7
45-54 years	1,226	295,963	0.4%	44.0
55-64 years	3,449	256,423	1.3%	119.2
65-74 years	6,851	160,849	4.3%	282.3
75-84 years	9,864	89,095	11.1%	702.4
85+ years	10,253	41,978	24.4%	1775.3
Unknown	0	1,274	0.0%	
Total	32,348	1,943,135	1.7%	149.8

Gender	Deaths	Cases	Case fatality rate	Mortality rate per 100,000 population
Female	14,213	1,015,848	1.4%	128.7
Male	18,135	912,954	2.0%	171.8
Unknown	0	14,333	0.0%	
Total	32,348	1,943,135	1.7%	149.8

Race	Deaths	Cases	Case fatality rate	Mortality rate per 100,000 population
Other	2,582	292,425	0.9%	207.5
White	23,667	1,093,242	2.2%	141.7
Black	5,133	256,844	2.0%	140.3
Unknown	966	300,624	0.3%	
Total	32,348	1,943,135	1.7%	149.8

Ethnicity	Deaths	Cases	Case fatality rate	Mortality rate per 100,000 population
Hispanic	7,506	620,582	1.2%	132.2
Non-Hispanic	22,660	936,791	2.4%	142.3
Unknown	2,182	385,762	0.6%	
Total	32,348	1,943,135	1.7%	149.8

# COVID-19: characteristics of 1,943,135 cases

Data through Mar 14, 2021 verified as of Mar 15, 2021 at 09:25 AM

Data in this report are provisional and subject to change.

Tables below include cases in Florida residents and non-Florida residents.

All 67 Florida counties have cases:

County	FL resident cases		Non-FL resident cases	Total cases	FL resident deaths	FL death rate
Dade	422,352	<div></div> 22%	5,248	427,600	5,669	1.3%
Broward	201,882	<div></div> 10%	2,365	204,247	2,549	1.3%
Palm Beach	123,903	<div></div> 6%	2,159	126,062	2,569	2.1%
Orange	116,665	<div></div> 6%	1,656	118,321	1,147	1.0%
Hillsborough	114,935	<div></div> 6%	977	115,912	1,555	1.4%
Duval	89,230	<div></div> 5%	1,486	90,716	1,246	1.4%
Pinellas	67,499	<div></div> 3%	1,693	69,192	1,510	2.2%
Lee	57,940	<div></div> 3%	2,011	59,951	900	1.6%
Polk	58,577	<div></div> 3%	414	58,991	1,194	2.0%
Osceola	37,484	<div></div> 2%	632	38,116	470	1.3%
Volusia	35,356	<div></div> 2%	599	35,955	693	2.0%
Brevard	34,994	<div></div> 2%	624	35,618	783	2.2%
Pasco	34,466	<div></div> 2%	312	34,778	671	1.9%
Escambia	30,855	<div></div> 2%	3,563	34,418	652	2.1%
Manatee	32,544	<div></div> 2%	723	33,267	629	1.9%
Collier	30,149	<div></div> 2%	1,141	31,290	481	1.6%
Leon	28,926	<div></div> 1%	865	29,791	294	1.0%
Seminole	28,219	<div></div> 1%	212	28,431	448	1.6%
Marion	28,280	<div></div> 1%	129	28,409	888	3.1%
Sarasota	26,695	<div></div> 1%	1,330	28,025	751	2.8%
Lake	25,226	<div></div> 1%	401	25,627	593	2.4%
St. Lucie	22,991	<div></div> 1%	162	23,153	556	2.4%
Alachua	22,569	<div></div> 1%	259	22,828	250	1.1%
St. Johns	20,290	<div></div> 1%	284	20,574	198	1.0%
Okaloosa	19,262	<div></div> 1%	206	19,468	342	1.8%
Bay	18,451	<div></div> 1%	725	19,176	362	2.0%
Santa Rosa	17,240	<div></div> 1%	220	17,460	276	1.6%
Clay	16,961	<div></div> 1%	44	17,005	318	1.9%
Hernando	11,767	<div></div> 1%	90	11,857	430	3.7%
Indian River	11,269	<div></div> 1%	97	11,366	273	2.4%
Charlotte	10,841	<div></div> 1%	174	11,015	388	3.6%
Martin	10,786	<div></div> 1%	196	10,982	295	2.7%
Citrus	9,935	<div></div> 1%	82	10,017	417	4.2%
Sumter	8,276	<div></div> 0%	93	8,369	242	2.9%
Nassau	7,436	<div></div> 0%	428	7,864	117	1.6%

County	FL resident cases		Non-FL resident cases	Total cases	FL resident deaths	FL death rate
Columbia	7,702	<div></div> 0%	37	7,739	160	2.1%
Highlands	7,363	<div></div> 0%	77	7,440	311	4.2%
Walton	6,442	<div></div> 0%	763	7,205	81	1.3%
Flagler	6,202	<div></div> 0%	78	6,280	94	1.5%
Monroe	5,793	<div></div> 0%	336	6,129	47	0.8%
Jackson	5,927	<div></div> 0%	64	5,991	153	2.6%
Putnam	5,917	<div></div> 0%	19	5,936	133	2.2%
Gadsden	5,488	<div></div> 0%	16	5,504	91	1.7%
Suwannee	5,143	<div></div> 0%	28	5,171	135	2.6%
Hendry	4,358	<div></div> 0%	17	4,375	75	1.7%
Desoto	3,919	<div></div> 0%	19	3,938	79	2.0%
Okeechobee	3,588	<div></div> 0%	44	3,632	83	2.3%
Unknown	371	<div></div> 0%	3,142	3,513	0	0.0%
Baker	3,309	<div></div> 0%	15	3,324	57	1.7%
Wakulla	3,194	<div></div> 0%	12	3,206	52	1.6%
Levy	2,985	<div></div> 0%	9	2,994	43	1.4%
Bradford	2,873	<div></div> 0%	13	2,886	54	1.9%
Hardee	2,843	<div></div> 0%	14	2,857	35	1.2%
Taylor	2,673	<div></div> 0%	6	2,679	43	1.6%
Washington	2,626	<div></div> 0%	20	2,646	48	1.8%
Holmes	2,170	<div></div> 0%	31	2,201	44	2.0%
Madison	1,999	<div></div> 0%	26	2,025	43	2.2%
Gulf	1,867	<div></div> 0%	23	1,890	41	2.2%
Union	1,759	<div></div> 0%	1	1,760	70	4.0%
Calhoun	1,641	<div></div> 0%	3	1,644	42	2.6%
Lafayette	1,602	<div></div> 0%	0	1,602	25	1.6%
Hamilton	1,556	<div></div> 0%	19	1,575	23	1.5%
Dixie	1,526	<div></div> 0%	3	1,529	22	1.4%
Gilchrist	1,451	<div></div> 0%	4	1,455	37	2.5%
Jefferson	1,389	<div></div> 0%	22	1,411	24	1.7%
Franklin	1,252	<div></div> 0%	33	1,285	16	1.3%
Liberty	1,048	<div></div> 0%	1	1,049	15	1.4%
Glades	908	<div></div> 0%	4	912	16	1.8%
Total	1,943,135		36,499	1,979,634	32,348	1.7%

# COVID-19: characteristics of 1,943,135 Florida resident cases

Data through Mar 14, 2021 verified as of Mar 15, 2021 at 09:25 AM

Data in this report are provisional and subject to change.

The table below includes the cities and counties of residence for cases in Florida residents based on the patient's ZIP Code. Note that city is not always received as part of the initial notification and may be missing while the case is being investigated.

City and county	Cases
Miami, Dade	244,546
Orlando, Orange	86,169
Jacksonville, Duval	83,834
Tampa, Hillsborough	67,076
Hialeah, Dade	59,779
Fort Lauderdale, Broward	43,265
Hollywood, Broward	38,669
West Palm Beach, Palm Beach	30,318
Kissimmee, Osceola	28,921
Tallahassee, Leon	27,921
Homestead, Dade	25,717
Pensacola, Escambia	25,640
Naples, Collier	25,447
Saint Petersburg, Pinellas	24,737
Fort Myers, Lee	22,681
Bradenton, Manatee	21,221
Boca Raton, Palm Beach	20,941
Ocala, Marion	20,845
Lakeland, Polk	20,419
Pompano Beach, Broward	19,449
Gainesville, Alachua	17,945
Sarasota, Sarasota	16,490
Port Saint Lucie, St. Lucie	15,190
Lake Worth, Palm Beach	15,055
Cape Coral, Lee	14,718
Miami Beach, Dade	13,291
Clearwater, Pinellas	13,290
Miramar, Broward	13,182
Boynton Beach, Palm Beach	11,993
Panama City, Bay	11,731
Doral, Dade	11,669
Coral Springs, Broward	11,622
Miami Gardens, Dade	11,227
Saint Augustine, St. Johns	10,885
Melbourne, Brevard	10,123
Winter Haven, Polk	9,880
Delray Beach, Palm Beach	9,336
Lehigh Acres, Lee	9,137
Davie, Broward	8,829
Riverview, Hillsborough	8,743
Vero Beach, Indian River	8,659
Milton, Santa Rosa	8,325
Palm Bay, Brevard	8,096
New Port Richey, Pasco	7,958
Sunrise, Broward	7,935
Fort Pierce, St. Lucie	7,643
Saint Cloud, Osceola	7,430
Coral Gables, Dade	7,428
Largo, Pinellas	7,372
Apopka, Orange	7,196
Daytona Beach, Volusia	7,165
Spring Hill, Hernando	7,023
Lake City, Columbia	7,010
Plantation, Broward	6,945
Orange Park, Clay	6,921
North Miami Beach, Dade	6,790
Clermont, Lake	6,733
Davenport, Polk	6,648
Brandon, Hillsborough	6,562

# COVID-19: characteristics of 1,943,135 Florida resident cases

Data through Mar 14, 2021 verified as of Mar 15, 2021 at 09:25 AM

Data in this report are provisional and subject to change.

The table below includes the cities and counties of residence for cases in Florida residents based on the patient's ZIP Code. Note that city is not always received as part of the initial notification and may be missing while the case is being investigated.

City and county	Cases
Jupiter, Palm Beach	6,378
Weston, Broward	6,287
Sanford, Seminole	6,264
Plant City, Hillsborough	6,242
Deltona, Volusia	6,176
Deerfield Beach, Broward	5,883
Winter Garden, Orange	5,750
Tamarac, Broward	5,424
Fort Walton Beach, Okaloosa	5,366
Port Charlotte, Charlotte	5,325
Palm Coast, Flagler	5,217
Crestview, Okaloosa	5,126
Stuart, Martin	5,099
Wesley Chapel, Pasco	5,045
Coconut Creek, Broward	4,953
Palm Beach Gardens, Palm Beach	4,904
Margate, Broward	4,870
Land O Lakes, Pasco	4,841
Winter Park, Orange	4,770
Deland, Volusia	4,750
Palm Harbor, Pinellas	4,724
Palmetto, Manatee	4,714
Wellington, Palm Beach	4,639
Oviedo, Seminole	4,614
Miami Lakes, Dade	4,389
Opa Locka, Dade	4,328
Altamonte Springs, Seminole	4,291
Lutz, Hillsborough	4,205
Port Orange, Volusia	4,151
Middleburg, Clay	4,145
Brooksville, Hernando	4,106
Haines City, Polk	4,103
Valrico, Hillsborough	4,040
Venice, Sarasota	4,015
North Port, Sarasota	4,003
Live Oak, Suwannee	4,002
The Villages, Sumter	3,983
Hallandale, Broward	3,963
Sebring, Highlands	3,939
Ocoee, Orange	3,935
Leesburg, Lake	3,929
Punta Gorda, Charlotte	3,927
Pembroke Pines, Broward	3,877
Arcadia, Desoto	3,812
Saint Johns, St. Johns	3,807
Seminole, Pinellas	3,699
Bonita Springs, Lee	3,693
Zephyrhills, Pasco	3,661
Ormond Beach, Volusia	3,653
Navarre, Santa Rosa	3,601
Okeechobee, Okeechobee	3,576
Pinellas Park, Pinellas	3,418
Windermere, Orange	3,391
Immokalee, Collier	3,362
Longwood, Seminole	3,350
North Lauderdale, Broward	3,343
North Miami, Dade	3,333
Ruskin, Hillsborough	3,287
Cocoa, Brevard	3,253

# COVID-19: characteristics of 1,943,135 Florida resident cases

Data through Mar 14, 2021 verified as of Mar 15, 2021 at 09:25 AM

Data in this report are provisional and subject to change.

The table below includes the cities and counties of residence for cases in Florida residents based on the patient's ZIP Code. Note that city is not always received as part of the initial notification and may be missing while the case is being investigated.

City and county	Cases
Gulf Breeze, Santa Rosa	3,244
Niceville, Okaloosa	3,198
Cantonment, Escambia	3,107
Panama City Beach, Bay	2,998
Jacksonville Beach, Duval	2,967
Lake Worth Beach, Palm Beach	2,962
Key West, Monroe	2,939
Quincy, Gadsden	2,922
Casselberry, Seminole	2,892
Crawfordville, Wakulla	2,866
Hudson, Pasco	2,816
Port Richey, Pasco	2,808
Dade City, Pasco	2,802
Titusville, Brevard	2,786
Cutler Ridge, Dade	2,755
Bartow, Polk	2,747
Palatka, Putnam	2,746
North Fort Myers, Lee	2,725
Oakland Park, Broward	2,713
Fernandina Beach, Nassau	2,699
Green Cove Springs, Clay	2,656
Winter Springs, Seminole	2,656
Lake Mary, Seminole	2,632
Kissimmee, Polk	2,598
Aventura, Dade	2,579
Auburndale, Polk	2,571
Ponte Vedra Beach, St. Johns	2,544
Merritt Island, Brevard	2,526
Lake Wales, Polk	2,512
Perry, Taylor	2,509
New Smyrna Beach, Volusia	2,476
Tarpon Springs, Pinellas	2,446
Lynn Haven, Bay	2,444
Marianna, Jackson	2,373
Inverness, Citrus	2,363
Belle Glade, Palm Beach	2,363
Parkland, Broward	2,290
Clewiston, Hendry	2,280
Eustis, Lake	2,254
Fleming Island, Clay	2,253
Santa Rosa Beach, Walton	2,232
Royal Palm Beach, Palm Beach	2,225
Wimauma, Hillsborough	2,218
Cooper City, Broward	2,218
Dunedin, Pinellas	2,208
Estero, Lee	2,178
Loxahatchee, Palm Beach	2,176
Holiday, Pasco	2,109
Defuniak Springs, Walton	2,054
Chipley, Washington	2,040
Key Biscayne, Dade	2,017
Rockledge, Brevard	2,014
Sarasota, Manatee	2,012
Parrish, Manatee	1,983
Destin, Okaloosa	1,963
Labelle, Hendry	1,940
Starke, Bradford	1,938
Palm City, Martin	1,925
Mount Dora, Lake	1,925

# COVID-19: characteristics of 1,943,135 Florida resident cases

Data through Mar 14, 2021 verified as of Mar 15, 2021 at 09:25 AM

Data in this report are provisional and subject to change.

The table below includes the cities and counties of residence for cases in Florida residents based on the patient's ZIP Code. Note that city is not always received as part of the initial notification and may be missing while the case is being investigated.

City and county	Cases
Odessa, Hillsborough	1,914
Avon Park, Highlands	1,899
Riviera Beach, Palm Beach	1,895
Mulberry, Polk	1,889
Tavares, Lake	1,845
Seffner, Hillsborough	1,825
Summerfield, Marion	1,772
Yulee, Nassau	1,762
Groveland, Lake	1,730
Pinecrest, Dade	1,703
Lithia, Hillsborough	1,671
Wauchula, Hardee	1,661
Maitland, Orange	1,643
Orange City, Volusia	1,630
Macclenny, Baker	1,621
Missing, Dade	1,596
Sebastian, Indian River	1,594
Callahan, Nassau	1,581
Mayo, Lafayette	1,573
Bonifay, Holmes	1,552
Lady Lake, Lake	1,552
Coconut Grove, Dade	1,549
Palmetto Bay, Dade	1,541
Carol City, Dade	1,541
Ponte Vedra, St. Johns	1,537
Homosassa, Citrus	1,530
Crystal River, Citrus	1,497
Crossings, Dade	1,481
Dania, Broward	1,465
Lake Placid, Highlands	1,397
Pace, Santa Rosa	1,394
Gibsonton, Hillsborough	1,378
Lake Butler, Union	1,363
Oldsmar, Pinellas	1,358
Florida City, Dade	1,349
Sun City Center, Hillsborough	1,346
Hobe Sound, Martin	1,331
Dover, Hillsborough	1,329
Atlantic Beach, Duval	1,326
Madison, Madison	1,325
Apollo Beach, Hillsborough	1,315
Dunnellon, Marion	1,292
Edgewater, Volusia	1,291
Biscayne Park, Dade	1,280
Palm Springs, Palm Beach	1,280
Monticello, Jefferson	1,272
Debary, Volusia	1,262
Alachua, Alachua	1,255
Indiantown, Martin	1,238
Bellevue, Marion	1,229
Graceville, Jackson	1,221
North Palm Beach, Palm Beach	1,191
Lantana, Palm Beach	1,177
Century, Escambia	1,170
South Miami, Dade	1,135
Newberry, Alachua	1,123
Lecanto, Citrus	1,106
Safety Harbor, Pinellas	1,085
Havana, Gadsden	1,083

# COVID-19: characteristics of 1,943,135 Florida resident cases

Data through Mar 14, 2021 verified as of Mar 15, 2021 at 09:25 AM

Data in this report are provisional and subject to change.

The table below includes the cities and counties of residence for cases in Florida residents based on the patient's ZIP Code. Note that city is not always received as part of the initial notification and may be missing while the case is being investigated.

City and county	Cases
Ellenton, Manatee	1,081
Williston, Levy	1,074
Jensen Beach, Martin	1,073
El Portal, Dade	1,073
Hilliard, Nassau	1,055
Beverly Hills, Citrus	1,047
Freeport, Walton	1,037
Blountstown, Calhoun	1,032
Satellite Beach, Brevard	1,027
Jasper, Hamilton	1,020
Lauderhill, Broward	1,015
Trenton, Gilchrist	985
Wildwood, Sumter	979
Wilton Manors, Broward	964
Wewahitchka, Gulf	959
Nokomis, Sarasota	949
Sanderson, Baker	941
Keystone Heights, Clay	932
Englewood, Charlotte	929
Hernando, Citrus	925
Mary Esther, Okaloosa	916
Fellsmere, Indian River	911
Frostproof, Polk	909
Everglades National Park, Dade	903
Key Largo, Monroe	902
Dunnellon, Citrus	884
Polk City, Polk	883
Fisher Island, Dade	882
Bushnell, Sumter	881
Port Saint Joe, Gulf	878
Shalimar, Okaloosa	876
Lauderdale Lakes, Broward	867
Medley, Dade	856
Moore Haven, Glades	850
Coleman, Sumter	839
Bristol, Liberty	814
Cross City, Dixie	812
Pahokee, Palm Beach	806
South Bay, Palm Beach	795
Marco Island, Collier	789
Cocoa Beach, Brevard	775
Chiefland, Levy	773
Fort Meade, Polk	772
High Springs, Alachua	753
Glen Saint Mary, Baker	742
Trinity, Pasco	738
Sorrento, Lake	737
Spring Hill, Pasco	736
Minneola, Lake	735
Indialantic, Brevard	731
Chattahoochee, Gadsden	728
Englewood, Sarasota	727
Thonotosassa, Hillsborough	712
Fruitland Park, Lake	711
Olympia Heights, Dade	704
Uleta, Dade	701
Crescent City, Putnam	699
Miramar Beach, Walton	697
Marathon, Monroe	693

# COVID-19: characteristics of 1,943,135 Florida resident cases

Data through Mar 14, 2021 verified as of Mar 15, 2021 at 09:25 AM

Data in this report are provisional and subject to change.

The table below includes the cities and counties of residence for cases in Florida residents based on the patient's ZIP Code. Note that city is not always received as part of the initial notification and may be missing while the case is being investigated.

City and county	Cases
Interlachen, Putnam	687
Southwest Ranches, Broward	684
Coral, Dade	679
Lawtey, Bradford	663
Fort Myers Beach, Lee	662
Umatilla, Lake	662
Bowling Green, Hardee	659
Old Town, Dixie	655
Jacksonville, St. Johns	645
Lake Alfred, Polk	640
Fort White, Columbia	631
West Melbourne, Brevard	629
Neptune Beach, Duval	623
Silver Springs, Marion	605
Baker, Okaloosa	584
Weeki Wachee, Hernando	572
Belle Isle, Orange	565
South Daytona, Volusia	563
Bronson, Levy	563
Clearwater Beach, Pinellas	557
Palm Beach, Palm Beach	553
Sneads, Jackson	549
Surfside, Dade	547
Jay, Santa Rosa	543
Gulfport, Pinellas	541
Bunnell, Flagler	536
Carrabelle, Franklin	523
Mascotte, Lake	501
Hawthorne, Alachua	496
Sweetwater, Dade	491
Rotunda West, Charlotte	485
Molino, Escambia	483
Oakland, Orange	481
Cottondale, Jackson	479
Citra, Marion	477
Oxford, Sumter	473
Zolfo Springs, Hardee	467
Midway, Gadsden	466
Florida State University, Leon	462
Youngstown, Bay	458
Myakka City, Manatee	458
Ocklawaha, Marion	456
Cape Canaveral, Brevard	454
Mims, Brevard	450
Melbourne Beach, Brevard	450
East Palatka, Putnam	448
Tavernier, Monroe	445
Indian Harbour Beach, Brevard	438
Altha, Calhoun	437
Dundee, Polk	430
Bell, Gilchrist	427
Alva, Lee	423
Branford, Suwannee	422
Flagler Beach, Flagler	420
Celebration, Osceola	418
Bal Harbour, Dade	412
Apalachicola, Franklin	410
Centerville, Leon	395
Haverhill, Palm Beach	389

# COVID-19: characteristics of 1,943,135 Florida resident cases

Data through Mar 14, 2021 verified as of Mar 15, 2021 at 09:25 AM

Data in this report are provisional and subject to change.

The table below includes the cities and counties of residence for cases in Florida residents based on the patient's ZIP Code. Note that city is not always received as part of the initial notification and may be missing while the case is being investigated.

City and county	Cases
Archer, Alachua	380
Eagle Lake, Polk	373
De Leon Springs, Volusia	373
Webster, Sumter	371
Raiford, Union	363
Hastings, St. Johns	363
Osprey, Sarasota	359
Grand Ridge, Jackson	355
West Miami, Dade	353
Floral City, Citrus	351
Tequesta, Palm Beach	351
Lake Park, Palm Beach	336
Holly Hill, Volusia	335
Greenville, Madison	332
Grand Island, Lake	328
Chuluota, Seminole	328
Ave Maria, Collier	326
Pierson, Volusia	323
Vernon, Washington	322
Montverde, Lake	314
Jennings, Hamilton	313
Malone, Jackson	312
Satsuma, Putnam	308
Indian Rocks Beach, Pinellas	304
Sebastian, Brevard	303
Eastpoint, Franklin	301
Gotha, Orange	301
Laurel Hill, Okaloosa	298
Melrose, Putnam	295
Missing, Orange	294
Westville, Holmes	294
Kenneth City, Pinellas	294
Bryceville, Nassau	293
Missing, Volusia	292
Alafaya, Orange	289
Elkton, St. Johns	289
Fort McCoy, Marion	289
Reddick, Marion	288
Valparaiso, Okaloosa	286
Lehigh, Lee	284
Malabar, Brevard	281
Winter Park, Seminole	273
Lake Panasoffkee, Sumter	272
Greenwood, Jackson	272
Anthony, Marion	269
Ponce De Leon, Holmes	268
San Antonio, Pasco	267
O Brien, Suwannee	266
Belleair, Pinellas	258
Geneva, Seminole	255
Greenacres, Palm Beach	254
Morriston, Levy	253
Inlet Beach, Walton	242
South Pasadena, Pinellas	239
Eglin Air Force Base, Okaloosa	238
Sanibel, Lee	237
Lee, Madison	236
Fountain, Bay	233
Edgewood, Orange	232

# COVID-19: characteristics of 1,943,135 Florida resident cases

Data through Mar 14, 2021 verified as of Mar 15, 2021 at 09:25 AM

Data in this report are provisional and subject to change.

The table below includes the cities and counties of residence for cases in Florida residents based on the patient's ZIP Code. Note that city is not always received as part of the initial notification and may be missing while the case is being investigated.

City and county	Cases
Hallandale Beach, Broward	231
Fern Park, Seminole	231
Southport, Bay	230
Kindred, Osceola	224
University Of Central Fl, Orange	222
White Springs, Hamilton	222
Gretna, Gadsden	220
Weirsdale, Marion	220
Hosford, Liberty	219
Longboat Key, Manatee	217
Wellborn, Suwannee	214
Mcdavid, Escambia	207
Holt, Okaloosa	205
Saint James City, Lee	202
Islamorada, Monroe	200
Astatula, Lake	200
Lakewood Ranch, Manatee	199
Bay Harbor Islands, Dade	198
Holmes Beach, Manatee	195
Juno Beach, Palm Beach	193
Micanopy, Alachua	190
Poinciana, Polk	190
Howey-In-The-Hills, Lake	189
Mcalpin, Suwannee	188
Madeira Beach, Pinellas	187
Sopchoppy, Wakulla	184
Altoona, Lake	184
Alford, Jackson	183
Azalea Park, Orange	183
Babson Park, Polk	182
Zellwood, Orange	182
The Villages, Marion	181
Atlantis, Palm Beach	177
The Villages, Lake	174
Lake Helen, Volusia	170
Lauderdale By The Sea, Broward	168
Mangonia Park, Palm Beach	164
Odessa, Pasco	162
Center Hill, Sumter	162
Caryville, Washington	161
Viera, Brevard	160
Summerland Key, Monroe	158
University Of Miami, Dade	158
Golden Beach, Dade	157
Pomona Park, Putnam	157
Cutler Bay, Dade	154
Osteen, Volusia	152
Bokeelia, Lee	150
Rocky Point, Hillsborough	149
Hypoluxo, Palm Beach	147
University Of Fl, Alachua	147
Lockhart, Orange	147
Bay Lake, Orange	146
Oak Hill, Volusia	145
Grant-Valkaria, Brevard	144
Lutz, Pasco	141
Ponce Inlet, Volusia	140
Hiawassee, Orange	139
Sumterville, Sumter	138

# COVID-19: characteristics of 1,943,135 Florida resident cases

Data through Mar 14, 2021 verified as of Mar 15, 2021 at 09:25 AM

Data in this report are provisional and subject to change.

The table below includes the cities and counties of residence for cases in Florida residents based on the patient's ZIP Code. Note that city is not always received as part of the initial notification and may be missing while the case is being investigated.

City and county	Cases
Clair-Mel City, Hillsborough	138
Citrus Springs, Citrus	137
Hollister, Putnam	134
Carrollwood, Hillsborough	132
Lady Lake, Sumter	131
Baldwin, Duval	128
Big Pine Key, Monroe	126
Inglis, Levy	125
San Mateo, Putnam	125
Hampton, Bradford	125
Paisley, Lake	124
Apopka, Seminole	123
Steinhatchee, Taylor	122
Lake Hamilton, Polk	120
Cloud Lake, Palm Beach	120
Matlacha, Lee	119
Clarksville, Calhoun	119
Christmas, Orange	119
Kendall, Dade	118
Missing, Lee	118
Placida, Charlotte	113
Belleair Beach, Pinellas	112
University Of Central Florida, Orange	111
West Park, Broward	110
Buena Ventura Lakes, Osceola	107
Callaway, Bay	107
Tierra Verde, Pinellas	107
Panacea, Wakulla	106
Saint Leo, Pasco	106
Seville, Volusia	102
Brooker, Bradford	101
Dinsmore, Duval	101
Temple Terrace, Hillsborough	101
Astor, Lake	100
Hurlburt Field, Okaloosa	100
Lamont, Jefferson	100
Lighthouse Point, Broward	99
Barry University, Dade	99
Harmony, Osceola	99
South Fort Myers, Lee	98
Canal Point, Palm Beach	97
Cedar Key, Levy	97
Barefoot Bay, Brevard	95
Tyndall Air Force Base, Bay	94
Missing, St. Johns	94
Florahome, Putnam	94
Bascom, Jackson	94
Fruit Cove, St. Johns	93
Florida Gulf Coast Univ, Lee	93
Waldo, Alachua	92
Dania Beach, Broward	92
Bradenton Beach, Manatee	91
University Of South Florida, Hillsborough	88
City Of Sunrise, Broward	88
Maitland, Seminole	87
Pinetta, Madison	87
Crystal Beach, Pinellas	85
Missing, Pinellas	84
Kathleen, Polk	83

# COVID-19: characteristics of 1,943,135 Florida resident cases

Data through Mar 14, 2021 verified as of Mar 15, 2021 at 09:25 AM

Data in this report are provisional and subject to change.

The table below includes the cities and counties of residence for cases in Florida residents based on the patient's ZIP Code. Note that city is not always received as part of the initial notification and may be missing while the case is being investigated.

City and county	Cases
Lorida, Highlands	82
Missing, Marion	82
Sunny Isles Beach, Dade	80
F M, Lee	80
Fort Denaud, Hendry	80
Ocean Ridge, Palm Beach	77
Yalaha, Lake	76
Missing, St. Lucie	76
Welaka, Putnam	75
Eatonville, Orange	75
Palma Ceia, Hillsborough	73
Patrick Air Force Base, Brevard	73
Avon Park, Polk	73
Saint Pete Beach, Pinellas	71
Princeton, Dade	70
Campbellton, Jackson	70
Air Mail Facility, Dade	69
North Venice, Sarasota	68
Ochopee, Collier	68
Boca Grande, Lee	67
Greensboro, Gadsden	65
Missing, Lake	64
Stock Island, Monroe	64
Anna Maria, Manatee	63
Cudjoe Key, Monroe	61
Reunion, Osceola	61
Bonita Beach, Lee	59
Destin, Walton	59
Georgetown, Putnam	58
Mexico Beach, Bay	58
Bellview, Escambia	57
Missing, Duval	57
North Redington Beach, Pinellas	57
Orlando, Seminole	57
Micco, Brevard	56
Felda, Hendry	55
Missing, Santa Rosa	54
Miami, Unknown	54
Missing, Palm Beach	54
Lake Suzy, Desoto	54
Missing, Pasco	54
Ona, Hardee	53
Walnut Hill, Escambia	53
Treasure Island, Pinellas	53
Miami Springs, Dade	53
Singer Island, Palm Beach	52
Orlando, Dade	51
Northdale, Hillsborough	51
Heathrow, Seminole	51
Okahumpka, Lake	50
Duette, Manatee	49
Palm Beach Shores, Palm Beach	49
Salt Springs, Marion	49
University Of Tampa, Hillsborough	49
Aloma, Orange	49
Enterprise, Volusia	48
Miromar Lakes, Lee	48
Cinco Bayou, Okaloosa	47
Town N Country, Hillsborough	47

# COVID-19: characteristics of 1,943,135 Florida resident cases

Data through Mar 14, 2021 verified as of Mar 15, 2021 at 09:25 AM

Data in this report are provisional and subject to change.

The table below includes the cities and counties of residence for cases in Florida residents based on the patient's ZIP Code. Note that city is not always received as part of the initial notification and may be missing while the case is being investigated.

City and county	Cases
Intercession City, Osceola	46
Highland City, Polk	45
Terra Ceia, Manatee	45
Sewalls Point, Martin	44
Florence Villa, Polk	44
Waverly, Polk	44
Eaton Park, Polk	43
Orlando, Osceola	43
Gulf Breeze, Escambia	43
Lacoochee, Pasco	42
Village Of Wellington, Palm Beach	42
Kenansville, Osceola	42
Green Acres, Palm Beach	42
Manalapan, Palm Beach	42
Key Colony Beach, Monroe	41
Missing, Sumter	41
Saint Johns, Duval	40
Florida International Univ, Dade	40
Cortez, Manatee	40
Ebro, Washington	40
Bayonet Point, Pasco	39
Orlando, Broward	39
Naranja, Dade	39
Village Wellington, Palm Beach	38
Orlando, Volusia	37
Florida A And M University, Leon	37
Ponte Vedra, Duval	37
Missing, Broward	36
Hialeah Gardens, Dade	36
Orlando, Polk	35
Pasadena, Pinellas	34
Bay Pines, Pinellas	34
Tice, Lee	34
Highland Beach, Palm Beach	34
Flemington, Marion	34
Palm Shores, Brevard	33
Homeland, Polk	33
Missing, Hillsborough	33
Missing, Seminole	33
Dowling Park, Suwannee	33
Stetson University, Volusia	32
Lulu, Columbia	32
Bonaventure, Broward	32
Lakeshore, Polk	32
Miami Shores, Dade	32
Bagdad, Santa Rosa	32
North Bay Village, Dade	32
Siesta Key, Sarasota	31
Hallandle Beach, Broward	31
Davenport, Osceola	31
Eloise, Polk	31
Miami, Broward	31
Venus, Highlands	31
Mcintosh, Marion	30
Univ Of FI Student Dorms, Alachua	30
Nocatee, Desoto	30
Penney Farms, Clay	30
Bayshore Gardens, Manatee	30
Kinard, Calhoun	30

# COVID-19: characteristics of 1,943,135 Florida resident cases

Data through Mar 14, 2021 verified as of Mar 15, 2021 at 09:25 AM

Data in this report are provisional and subject to change.

The table below includes the cities and counties of residence for cases in Florida residents based on the patient's ZIP Code. Note that city is not always received as part of the initial notification and may be missing while the case is being investigated.

City and county	Cases
Wekiva Springs, Seminole	29
Jupiter, Martin	29
Bonita Springs, Collier	29
Lealman, Pinellas	29
South Palm Beach, Palm Beach	29
Orlando, Hillsborough	29
Poinciana, Osceola	28
Horseshoe Beach, Dixie	28
Pensacola Beach, Santa Rosa	28
Alturas, Polk	28
Caryville, Holmes	27
City Of Westlake, Palm Beach	27
Florida State, Leon	27
Homosassa Springs, Citrus	27
Saint Marks, Wakulla	27
Sugarloaf Key, Monroe	26
Chokoloskee, Collier	26
Palmdale, Glades	26
Long Key, Monroe	26
Bradley, Polk	26
Pine Hills, Orange	26
Little Torch Key, Monroe	26
Pembroke Park, Broward	25
Tangerine, Orange	25
South Miami Heights, Dade	25
Missing, Monroe	25
Fort Lauderdale, Dade	25
Earleton, Alachua	25
Indian Lake Estates, Polk	25
Santa Fe, Alachua	24
Westchase, Hillsborough	24
Missing, Escambia	24
Labelle, Glades	24
Hawthorne, Putnam	24
Archer, Levy	23
Ridge Manor, Pasco	23
Paxton, Walton	23
Westlake, Palm Beach	23
Missing, Manatee	23
Goulds, Dade	23
New Smyrna, Volusia	23
Balm, Hillsborough	22
Tioga, Alachua	22
Missing, Citrus	22
Orange Lake, Marion	22
Wausau, Washington	22
Yankeetown, Levy	22
Missing, Brevard	22
Florida Dept Of Corrections, Union	22
Sparr, Marion	22
Sydney, Hillsborough	22
Citrus Ridge, Indian River	22
Kissimmee, Orange	22
La Crosse, Alachua	22
Everglades City, Collier	21
Bonifay, Washington	21
Bostwick, Putnam	21
Loughman, Polk	21
Plymouth, Orange	21

# COVID-19: characteristics of 1,943,135 Florida resident cases

Data through Mar 14, 2021 verified as of Mar 15, 2021 at 09:25 AM

Data in this report are provisional and subject to change.

The table below includes the cities and counties of residence for cases in Florida residents based on the patient's ZIP Code. Note that city is not always received as part of the initial notification and may be missing while the case is being investigated.

City and county	Cases
Wabasso, Indian River	21
Florida International University, Dade	21
Perdido Key, Escambia	21
Indian River Shores, Indian River	20
Sun City, Hillsborough	20
Pine Castle, Orange	20
Branford, Lafayette	20
Redington Shores, Pinellas	20
Missing, Okaloosa	20
Laud-By-The-Sea, Broward	20
Lowell, Marion	19
Mango, Hillsborough	19
Candler, Marion	19
Parker, Bay	19
Missing, Indian River	19
Crystal Springs, Pasco	19
Wildlight, Nassau	19
Champions Gate, Polk	19
Fort Ogden, Desoto	19
Babcock Ranch, Lee	19
Mexico Beach, Gulf	19
Gulf Stream, Palm Beach	18
Goodland, Collier	18
High Springs, Gilchrist	18
Maxville, Duval	18
Orlando, Palm Beach	18
Hollywood, Dade	18
Jensen Beach, St. Lucie	18
Ramrod Key, Monroe	18
Trenton, Levy	17
Graceville, Holmes	17
Nalcrest, Polk	17
Nichols, Polk	17
Union Park, Orange	16
Suwannee, Dixie	16
Gulf Hammock, Levy	16
Hernando Beach, Hernando	16
Tallevast, Manatee	16
Shady Hills, Pasco	16
Jacksonville, Unknown	16
West Panama City Beach, Bay	16
Missing, Collier	16
Orlando, Pinellas	16
Otter Creek, Levy	16
Woodville, Leon	16
Forest City, Orange	16
Wewahitchka, Calhoun	16
Lake City, Suwannee	15
Brooksville, Pasco	15
Golden Oak, Orange	15
Lake Buena Vista, Orange	15
Buckingham, Lee	15
Lakewood Ranch, Sarasota	15
Hutchinson Island, St. Lucie	15
White Springs, Columbia	15
Missing, Bay	15
Webster, Hernando	15
Village Of Palmetto Bay, Dade	14
Mount Dora, Orange	14

# COVID-19: characteristics of 1,943,135 Florida resident cases

Data through Mar 14, 2021 verified as of Mar 15, 2021 at 09:25 AM

Data in this report are provisional and subject to change.

The table below includes the cities and counties of residence for cases in Florida residents based on the patient's ZIP Code. Note that city is not always received as part of the initial notification and may be missing while the case is being investigated.

City and county	Cases
Laurel Hill, Walton	14
Graham, Bradford	14
Missing, Martin	14
Copeland, Collier	14
Belleair Bluffs, Pinellas	14
Saint Lucie West, St. Lucie	14
Murdock, Charlotte	14
Winter Garden, Lake	14
Daytona Beach Shores, Volusia	14
Hialeah, Unknown	13
Trilby, Pasco	13
Orlando, Brevard	13
Saint George Island, Franklin	13
Orlando, Lake	13
Eau Gallie, Brevard	13
Lake Monroe, Seminole	13
Johns Pass Village, Pinellas	13
Watersound, Walton	13
Kingsley Lake, Bradford	13
Gonzalez, Escambia	13
Steinhatchee, Dixie	13
Braden River, Manatee	13
Wahneta, Polk	13
Roseland, Indian River	13
Durant, Hillsborough	12
Holder, Citrus	12
Mount Plymouth, Lake	12
Missing, Putnam	12
Boca Raton, Broward	12
Florida State Univ Admin, Leon	12
Pensacola Beach, Escambia	12
Rosemary Beach, Walton	12
Choctaw Beach, Okaloosa	12
Orlando, Unknown	12
Unknown, Dade	12
Long Boat Key, Manatee	12
Fort Charlotte, Charlotte	12
Deer Island, Lake	11
East Lake, Marion	11
Alys Beach, Bay	11
Deerfield Beach, Palm Beach	11
Ozona, Pinellas	11
Los Angeles, Dade	11
Indian Creek Village, Dade	11
Naples, Lee	11
Babcock Ranch, Charlotte	11
Greenville, Taylor	11
Citrus Hills, Citrus	11
Orlando, Leon	11
Orlando, Duval	10
Perrine, Dade	10
Briny Breezes, Palm Beach	10
Dade City, Hernando	10
Leisure City, Dade	10
Hillsboro Beach, Broward	10
Missing, Unknown	10
Passport, Unknown	10
Seacrest, Walton	10
Missing, Nassau	10

# COVID-19: characteristics of 1,943,135 Florida resident cases

Data through Mar 14, 2021 verified as of Mar 15, 2021 at 09:25 AM

Data in this report are provisional and subject to change.

The table below includes the cities and counties of residence for cases in Florida residents based on the patient's ZIP Code. Note that city is not always received as part of the initial notification and may be missing while the case is being investigated.

City and county	Cases
Captiva, Lee	10
Lake Como, Putnam	10
Miami Gardens, Broward	10
Missing, Polk	10
University Park, Manatee	10
Grandin, Putnam	10
Gibsonia, Polk	10
Redington Beach, Pinellas	10
Missing, Taylor	10
Telogia, Liberty	10
Palma Sola, Manatee	9
Sea Ranch Lakes, Broward	9
Innovation, Pasco	9
Cottdonale, Washington	9
Beverly Beach, Flagler	9
Putnam Hall, Putnam	9
Lloyd, Jefferson	9
Lamont, Madison	9
Forest City, Seminole	9
Haines Creek, Lake	9
Cypress, Jackson	9
Rubonia, Manatee	9
Umatilla, Marion	9
Elfers, Pasco	9
Fanning Springs, Gilchrist	9
Day, Lafayette	9
Grant Valkaria, Brevard	9
Nobleton, Hernando	9
Saint Augustine, Duval	9
West Delray Beach, Palm Beach	9
Evinston, Alachua	8
Salem, Taylor	8
Virginia Gardens, Dade	8
Orange Springs, Marion	8
Palm City, St. Lucie	8
Seybold, Dade	8
Saint Augustine Beach, St. Johns	8
Cross Creek, Alachua	8
Fairfield, Marion	8
Ferndale, Lake	8
Fort Walton Beach, Unknown	8
White City, Gulf	8
Worthington Springs, Union	8
Pine Ridge, Citrus	8
Barberville, Volusia	8
Jerome, Collier	8
Ponce De Leon, Walton	8
Missing, Clay	8
Goldenrod, Seminole	8
Switzerland, St. Johns	7
Maitland, Volusia	7
Aripeka, Pasco	7
Holt, Santa Rosa	7
Fort Lauderdale, Unknown	7
Indian Shores, Pinellas	7
River Ranch, Polk	7
Niceville, Walton	7
Orlando, Alachua	7
Fernandina, Nassau	7

# COVID-19: characteristics of 1,943,135 Florida resident cases

Data through Mar 14, 2021 verified as of Mar 15, 2021 at 09:25 AM

Data in this report are provisional and subject to change.

The table below includes the cities and counties of residence for cases in Florida residents based on the patient's ZIP Code. Note that city is not always received as part of the initial notification and may be missing while the case is being investigated.

City and county	Cases
Orange Park, Duval	7
Port Saint John, Brevard	7
Basinger, Okeechobee	7
Missing, Flagler	7
University Of Central Fl, Hillsborough	7
Orlando, Pasco	7
Longboat Key, Sarasota	7
Keystone Heights, Bradford	7
Miccosukee, Leon	6
Glenwood, Volusia	6
Pensacola, Unknown	6
Orchid, Indian River	6
Ybor City, Hillsborough	6
Morriston, Marion	6
Duck Key, Monroe	6
Newberry, Gilchrist	6
Mayport Naval Station, Duval	6
Lake Butler, Bradford	6
East Rockland Key, Monroe	6
Bradenton, Sarasota	6
Maitland, Osceola	6
Inglis, Citrus	6
Okeechobee, Glades	6
Quail Heights, Dade	6
Punta Gorda, Lee	6
Valkaria, Brevard	6
DeLand, Lake	6
Orlando, Flagler	6
Orlando, Marion	6
Sunny Hills, Washington	6
Labelle, Lee	6
Missing, Walton	6
Scottsmoor, Brevard	6
Maitland, Hillsborough	6
Winter Park, Polk	6
Winderemere, Orange	6
Grove City, Charlotte	6
Coco River, Collier	6
Eglin, Okaloosa	6
Ebro, Bay	5
Bruce, Holmes	5
Hialeah, Broward	5
Westchester, Dade	5
Mid Florida, Seminole	5
Ocean Breeze, Martin	5
Port Salerno, Martin	5
Missing, Sarasota	5
Missing, Columbia	5
Missing, Highlands	5
Shady Grove, Taylor	5
Missing, Leon	5
Milton, Escambia	5
Inlet Beach, Bay	5
Mayport, Duval	5
Stuart, St. Lucie	5
Pass, Unknown	5
Miami, Palm Beach	5
Hollywood, Unknown	5
Ocoee, Lake	5

# COVID-19: characteristics of 1,943,135 Florida resident cases

Data through Mar 14, 2021 verified as of Mar 15, 2021 at 09:25 AM

Data in this report are provisional and subject to change.

The table below includes the cities and counties of residence for cases in Florida residents based on the patient's ZIP Code. Note that city is not always received as part of the initial notification and may be missing while the case is being investigated.

City and county	Cases
Okeechobee, Martin	5
N/A, Unknown	5
Oneco, Manatee	5
Pompano Beach, Palm Beach	5
Orlando, Manatee	5
Wakulla Springs, Wakulla	5
Fort Lauderdale, Lee	5
Alys Beach, Walton	5
Anastasia Island, St. Johns	5
Miami Beach, Unknown	5
Missing, Alachua	5
Point Washington, Walton	5
University Of Central Fl, Martin	5
Williston, Marion	5
Psl, Unknown	5
Pompano Beach, Unknown	5
San Carlos Park, Lee	5
Bayou George, Bay	5
Boynton Beach, Broward	5
Missing, Osceola	5
Miramar, Dade	5
Miami Gardens, Unknown	5
Kissimmee, Unknown	5
Jacksonville Naval Air Station, Duval	5
Fort Lauderdale, Palm Beach	5
Clarcona, Orange	5
Lamont, Taylor	4
Lazy Lake, Broward	4
Branford, Gilchrist	4
Cape Haze, Charlotte	4
Clewiston, Palm Beach	4
Conch Key, Monroe	4
Okeechobee, Osceola	4
Sandestin, Walton	4
Seacrest, Bay	4
Pompano Beach, Dade	4
Naples, Unknown	4
High Springs, Columbia	4
Hinsdale, Manatee	4
Bella Collina, Lake	4
El Jobean, Charlotte	4
Delray Beach, Broward	4
Weirsdale, Lake	4
Indian Rock Beach, Pinellas	4
International Service Center, Dade	4
Island Grove, Alachua	4
Bowling Green, Polk	4
Cypress Gardens, Polk	4
Loxahatchee Groves, Palm Beach	4
Live Oak, Madison	4
Port Charlotte, Unknown	4
West Bradenton, Manatee	4
Marina Del Rey, Dade	4
Greenville, Jefferson	4
Missing, Hernando	4
Oklawaha, Marion	4
Glen Ridge, Palm Beach	4
Coconut Creek, Palm Beach	4
Pensacola, Santa Rosa	4

# COVID-19: characteristics of 1,943,135 Florida resident cases

Data through Mar 14, 2021 verified as of Mar 15, 2021 at 09:25 AM

Data in this report are provisional and subject to change.

The table below includes the cities and counties of residence for cases in Florida residents based on the patient's ZIP Code. Note that city is not always received as part of the initial notification and may be missing while the case is being investigated.

City and county	Cases
Ridge Manor Estates, Sumter	4
Margate, Unknown	4
Melrose, Bradford	4
Highland Park, Polk	4
Los Angeles, Broward	4
Jacksonville, Dade	3
Inverness, Polk	3
Lake Worth, Broward	3
Pass, Dade	3
Vero Beach, Brevard	3
Orem, Palm Beach	3
Pp, Dade	3
Pp, Unknown	3
Woodside, Broward	3
Brewton, Escambia	3
Apopka, Broward	3
Lake Harbor, Palm Beach	3
Lanark Village, Franklin	3
Maitland, Polk	3
Tampa Palms, Hillsborough	3
Tampa, Pinellas	3
Pineland, Lee	3
Winter Garden, Seminole	3
Tarpon Springs, Pasco	3
Jacksonville, Clay	3
Ludlam, Dade	3
Laurel, Sarasota	3
Clermont, Orange	3
Village Of Golf, Palm Beach	3
Wildwood, Marion	3
Saint Augusaintine Beach, St. Johns	3
Port Saint Lucie, Martin	3
Saint Petersburg, Hillsborough	3
Palm Coast, Volusia	3
Lynbrook, Broward	3
Loxahatchee, Broward	3
Lakeland, Hillsborough	3
Miami, Orange	3
Immokalee, Lee	3
Hallandale Beach, Unknown	3
Lake Geneva, Clay	3
Lake City, Duval	3
Fort Myers, Unknown	3
Bradington, Manatee	3
Blountstown, Liberty	3
Crestview, Walton	3
Cross Key, Monroe	3
Cape San Blas, Gulf	3
Apopka, Lake	3
Mayport Naval Housing, Duval	3
Green Cove Springs, Duval	3
Fernandina Beach, Duval	3
Fpo, Duval	3
Vernon, Bay	3
Samoset, Manatee	3
San Fernando, Unknown	3
Plantation Key, Monroe	3
Monticello, Madison	3
Alford, Washington	3

# COVID-19: characteristics of 1,943,135 Florida resident cases

Data through Mar 14, 2021 verified as of Mar 15, 2021 at 09:25 AM

Data in this report are provisional and subject to change.

The table below includes the cities and counties of residence for cases in Florida residents based on the patient's ZIP Code. Note that city is not always received as part of the initial notification and may be missing while the case is being investigated.

City and county	Cases
Altamonte Springs, Orange	3
Jonesville, Alachua	3
Julington Creek, St. Johns	3
Jupiter Island, Martin	3
Longwood, Unknown	3
Mims, Volusia	3
Miramar, Unknown	3
Marco Island, Lee	3
Pembroke Pines, Unknown	3
Ocean Reef Club, Monroe	3
Vero Beach, St. Lucie	3
North Fort Myers, Charlotte	3
Sorrento, Orange	3
Stuart, Palm Beach	3
Chicago, Lee	3
Coraopolis, Citrus	3
Champions Gate, Osceola	3
Bristol, Calhoun	3
Jacksonville, Alachua	3
Land O Lakes, Hillsborough	3
Lady Lake, Marion	3
Fisher Island, Unknown	3
Jacksonville , Duval	3
Bay Harbor Islands, Unknown	3
Ft Pierce, St. Lucie	3
Westville, Walton	3
Wacissa, Jefferson	3
Milligan, Okaloosa	3
Sugarloaf, Monroe	3
Red Bay, Holmes	2
Saint Marys, Nassau	2
Pembroke Lakes, Broward	2
Port Saint Lucie, Palm Beach	2
Sutton, Pasco	2
Tampa, Unknown	2
Windermere, Lake	2
Fort Lauderdale, Alachua	2
Deerfield Beach, Unknown	2
Doral, Unknown	2
Brooklyn, Broward	2
Cross City, Taylor	2
Carl Fisher, Dade	2
Jupiter, Dade	2
Homeless, Hillsborough	2
Lakeland, Unknown	2
Micanopy, Marion	2
Jacksonville Naval Hospital, Duval	2
Hosford, Calhoun	2
Jacksonville, Nassau	2
Longview, Dade	2
Marina Del Rey, Broward	2
Melrose, Clay	2
Mesa, Unknown	2
Aventura, Broward	2
000000, Unknown	2
Dfafs, Okaloosa	2
Summerfield, Unknown	2
Tampa, Hernando	2
Sharpes, Brevard	2

# COVID-19: characteristics of 1,943,135 Florida resident cases

Data through Mar 14, 2021 verified as of Mar 15, 2021 at 09:25 AM

Data in this report are provisional and subject to change.

The table below includes the cities and counties of residence for cases in Florida residents based on the patient's ZIP Code. Note that city is not always received as part of the initial notification and may be missing while the case is being investigated.

City and county	Cases
Saint Lucie Village, St. Lucie	2
Sebring, Desoto	2
Noma, Holmes	2
Orlando, Lee	2
Ormond Beach, Flagler	2
Panama City, Unknown	2
Pembroke Pines, Dade	2
Vero Beach, Unknown	2
Yeehaw, Okeechobee	2
Wauchula, Desoto	2
Venice, Dade	2
West Palm Beach, Unknown	2
Windermere, Hillsborough	2
Winter Park, Volusia	2
Winter Springs, Orange	2
Okeechobee, Highlands	2
Orlando, Escambia	2
Pompano Beach, Osceola	2
Port Charlotte, Lee	2
Port St. Lucie, St. Lucie	2
Sand Lake, Orange	2
University Of Central Fl, Seminole	2
Union, Manatee	2
Marathon Shores, Monroe	2
Miami, Martin	2
Long Beach, Orange	2
New Port Richey, Hillsborough	2
Jena, Taylor	2
Lauderhill, Unknown	2
Labelle, Collier	2
At Large, Broward	2
Bonnie, Dade	2
Boys Ranch, Suwannee	2
Eatonville, Polk	2
Fort Pierce, Brevard	2
Graceville, Unknown	2
Oakland Park, Unknown	2
Orlando, Collier	2
Orlando, St. Lucie	2
Port Canaveral, Brevard	2
Sarasota, Unknown	2
Seguin, Unknown	2
Sunrise, Unknown	2
Tampa, Broward	2
Tarpon Springs, Hillsborough	2
Marysville, Dade	2
Callahan, Duval	2
Dade City, Unknown	2
Cibolo, Orange	2
Claysville, Hernando	2
Crescent Beach, Sarasota	2
Fl State Univ Student, Leon	2
Defuniak Springs, Okaloosa	2
Defuniak Springs, Unknown	2
Blountstown, Jackson	2
Alligator Point, Franklin	2
Coconut Creek, Unknown	2
Eatonville, Lake	2
Crawfordville, Leon	2

# COVID-19: characteristics of 1,943,135 Florida resident cases

Data through Mar 14, 2021 verified as of Mar 15, 2021 at 09:25 AM

Data in this report are provisional and subject to change.

The table below includes the cities and counties of residence for cases in Florida residents based on the patient's ZIP Code. Note that city is not always received as part of the initial notification and may be missing while the case is being investigated.

City and county	Cases
Daytona Beach, Unknown	2
Lawtey, Union	2
Hallandale Beach, Dade	2
Los Angeles, Okaloosa	2
Lutz, Pinellas	2
Phoenix, Lake	2
None, Dade	2
Mount Pleasant, Gadsden	2
Missing, Jackson	2
Navarre, Okaloosa	2
Seven Springs, Pasco	2
Upper Key Largo, Monroe	2
University Of Central Florida, Brevard	2
West Palm Beach, Broward	2
West Villages, Sarasota	2
Zellwood, Lake	2
Clermont, Polk	2
Bronx, Seminole	2
Doctors Inlet, Clay	2
Bonifay, Jackson	2
Bonnie, Sarasota	2
Lecanto, Marion	2
Lake Helen, Orange	2
Maitland, Leon	2
Melrose, Alachua	2
Fort Myers, Collier	2
Fort Pierce, Martin	2
West Palm Beach, Dade	2
Weston, Dade	2
Winter Park, Leon	2
Redland, Dade	2
Olustee, Baker	2
Orlando, Santa Rosa	2
Orlando, Charlotte	2
Palm Springs North, Dade	2
Miami Shores, Broward	2
Maitland, Lake	2
Hialeah Lakes, Dade	2
Hialeah, Orange	2
Jan Phyl Village, Polk	2
Moore Haven, Hendry	2
Naples, Broward	2
Cassadaga, Volusia	2
Fort Walton Beach, Walton	2
Duke Field Air Force Station, Okaloosa	2
Dunnellon, Levy	2
Wekiwa Springs, Seminole	2
Wimauma, Manatee	2
University Of Central Florida, Palm Beach	2
University Of Central Florida, Pinellas	2
Provo, Broward	2
Portland, Unknown	2
Sumatra, Liberty	2
University Of Central Florida, Broward	2
Orlando, Okaloosa	2
Saint Teresa, Wakulla	2
Maitland, Pasco	2
Miamt, Dade	2
Ocala, Unknown	2

# COVID-19: characteristics of 1,943,135 Florida resident cases

Data through Mar 14, 2021 verified as of Mar 15, 2021 at 09:25 AM

Data in this report are provisional and subject to change.

The table below includes the cities and counties of residence for cases in Florida residents based on the patient's ZIP Code. Note that city is not always received as part of the initial notification and may be missing while the case is being investigated.

City and county	Cases
Madison, Unknown	2
Florida Power & Light Co, Dade	2
Amelia City, Nassau	2
Apopka, Unknown	2
Alligator Point, Wakulla	2
Chipley, Jackson	2
Chipley, Holmes	1
Daniel Island, Bay	1
Colorado Springs, Unknown	1
Conifer, Lee	1
Eatonville, Seminole	1
El Paso, Unknown	1
Everett, Dade	1
Dunellen, Dade	1
Destin, Unknown	1
Diamond, Highlands	1
Doral, Broward	1
Altamonte, Orange	1
Alva, Collier	1
333, Unknown	1
Allentown, Putnam	1
Apple Creek, Citrus	1
Amelia Village, Nassau	1
Barefoot Beach, Lee	1
Battle Creek, Manatee	1
Avon, Manatee	1
Aventura, Osceola	1
Bryn Mawr, Palm Beach	1
Burkeville, Brevard	1
Camden Wyoming, Duval	1
Chattanooga, Dade	1
Bear Grass, Palm Beach	1
Azalea Park, Osceola	1
Boca Raton,, Palm Beach	1
Boston, Dade	1
Brewster, Volusia	1
Fort Denaud, Glades	1
Fort Meyers, Lee	1
Fairless Hills, Broward	1
Fl State Lot, Leon	1
Fortlauderdale, Unknown	1
Fortwalton Beach, Okaloosa	1
Ft Pierce, Unknown	1
Garland, Orange	1
Hilliard, Unknown	1
Homeless, Dade	1
Homer, Escambia	1
Hickory, Lee	1
Hallandate Ben, Unknown	1
Havana, Leon	1
Longwood, Orange	1
Lapeer, Manatee	1
Lauderdale Hill, Unknown	1
Lehigh Cares, Lee	1
Live Oak, Columbia	1
Loganville, Orange	1
Lake Mary, Lake	1
Knoxville, Escambia	1
Jeffersonville, Broward	1

# COVID-19: characteristics of 1,943,135 Florida resident cases

Data through Mar 14, 2021 verified as of Mar 15, 2021 at 09:25 AM

Data in this report are provisional and subject to change.

The table below includes the cities and counties of residence for cases in Florida residents based on the patient's ZIP Code. Note that city is not always received as part of the initial notification and may be missing while the case is being investigated.

City and county	Cases
North Miami, Broward	1
Ocean City, Broward	1
Old Town, Gilchrist	1
Opa Locka, Polk	1
Orem, Sarasota	1
Orem, Unknown	1
Miami Garden, Unknown	1
Middleburg, Duval	1
Midland, Osceola	1
Miami, Charlotte	1
Miamii, Dade	1
Missing, Wakulla	1
Monterey, Broward	1
Mumford, Manatee	1
N/A, Duval	1
Naples, Alachua	1
San Antonio, Dade	1
San Diego, Unknown	1
Ridgewood, Broward	1
Riverview, Manatee	1
Roseland, Palm Beach	1
Porter Ranch, Dade	1
Raiford, Bradford	1
Republic, Monroe	1
Richmond, Palm Beach	1
Oviedo, Leon	1
Palm City, Unknown	1
Ponte Vedra Beach, Orange	1
Port Orange , Volusia	1
Port Saint Lucie, Indian River	1
Plant City, Unknown	1
Pompano Beach, Alachua	1
University Of Central Florida, Hillsborough	1
University Of Central Fl, Pasco	1
Union City, Bradford	1
Village Of Palm Springs, Palm Beach	1
Virginia Beach, Alachua	1
Webster, Pasco	1
Wilbur By The Sea, Volusia	1
Willowbrook, Lee	1
Tampa, Escambia	1
Tampa, Manatee	1
Tangerine, Lake	1
Sebastian, Lake	1
Steinhatchee, Alachua	1
Sanford, Palm Beach	1
Russellville, Hillsborough	1
Saint Augustine, Okaloosa	1
Westerville, Hillsborough	1
Wilton Manors, Dade	1
Winston Salem, Unknown	1
Winter Garden, Hillsborough	1
Woodland Hills, Brevard	1
Youngstown, Calhoun	1
Yulee, Duval	1
Sumter Ville, Unknown	1
Tallahassee, Escambia	1
Springhill, Unknown	1
Stockbridge, Leon	1

# COVID-19: characteristics of 1,943,135 Florida resident cases

Data through Mar 14, 2021 verified as of Mar 15, 2021 at 09:25 AM

Data in this report are provisional and subject to change.

The table below includes the cities and counties of residence for cases in Florida residents based on the patient's ZIP Code. Note that city is not always received as part of the initial notification and may be missing while the case is being investigated.

City and county	Cases
Sullivans Island, Dade	1
Tinley Park, Lee	1
University Of Central Fl, Dade	1
Telluride, Lee	1
Tampa, Dade	1
Tampa, Lee	1
Sevierville, Dade	1
South Otselic, Dade	1
Southampton, Palm Beach	1
Saint Petersburg, Dade	1
San Juan, Osceola	1
San Pedro Sula, Dade	1
Sandy, Duval	1
Richmond Heights, Dade	1
Riverview, Pinellas	1
Rochester, Lee	1
Rosemary Beach, Bay	1
Saint Cloud, Orange	1
Pound Ridge, Leon	1
Ponce, Orange	1
Port Charlotte Fl, Unknown	1
Plant City, Pinellas	1
Plantation, Unknown	1
Plant City, Hendry	1
Orlando, Highlands	1
Opa Locka, Unknown	1
Orem, Nassau	1
Olando, Orange	1
Ocoee, Polk	1
Wayne, Dade	1
Windermere, Polk	1
Winter Park, Lake	1
West Simsbury, Collier	1
Downers Grove, St. Lucie	1
Export, Palm Beach	1
Fdsf, Unknown	1
Felda, Palm Beach	1
Flagler Beach, Volusia	1
Flora, Lee	1
Fresno, Pasco	1
Fort Myers, Lake	1
Green, Clay	1
Greensburg, Orange	1
Greenville, Monroe	1
Gulf Shores, Escambia	1
Fruitland Park, Sumter	1
Fwb, Unknown	1
Gainesville, Marion	1
Gastonia, Polk	1
Clearwater, Highlands	1
Clermont, Unknown	1
Columbia, Orange	1
Coral Gables, Unknown	1
Coral Springs, Unknown	1
Cornelius, Leon	1
Crestview, Dade	1
Dade City, Polk	1
Dania, Unknown	1
Darien, Pasco	1

# COVID-19: characteristics of 1,943,135 Florida resident cases

Data through Mar 14, 2021 verified as of Mar 15, 2021 at 09:25 AM

Data in this report are provisional and subject to change.

The table below includes the cities and counties of residence for cases in Florida residents based on the patient's ZIP Code. Note that city is not always received as part of the initial notification and may be missing while the case is being investigated.

City and county	Cases
Arcadia, Charlotte	1
Aspen, Palm Beach	1
Atlanta, Broward	1
Aurburndale, Polk	1
Aventura, Unknown	1
Azalea Park, Sarasota	1
Bartow, Unknown	1
Biscayne Park, Broward	1
Boca Rotan, Unknown	1
Alpharetta, Alachua	1
Apalachicola, Leon	1
Brooksville, Columbia	1
Bryn Mawr, Collier	1
Canfield, Duval	1
Naugatuck, Lee	1
Myakka, Duval	1
Newport Beach, Palm Beach	1
North Little Rock, Palm Beach	1
New Vernon, Sarasota	1
New York, Broward	1
Northville, Broward	1
Ocala, Indian River	1
Ocoee, Broward	1
Missing, Baker	1
Middleburg, Unknown	1
Milford, Palm Beach	1
Milford, Polk	1
Minneapolis, Broward	1
Melbourne, Orange	1
Miami Beach, Palm Beach	1
Miami Granders, Dade	1
Johns Island, Wakulla	1
Killarney, Orange	1
Knoxville, Duval	1
Hilliard, Dade	1
Hollywood, Leon	1
Holt, Unknown	1
Homestead, Monroe	1
Humble, Broward	1
Havanna, Gadsden	1
Loxahatchee, Martin	1
Maitland, Unknown	1
Lake City, Volusia	1
Los Angeles, Polk	1
Lakeland, Pasco	1
Lakewood, Unknown	1
Miami, Collier	1
Miami, St. Lucie	1
New Richmond, Volusia	1
Oakland, Leon	1
Ocala, Alachua	1
Okeechobee, St. Lucie	1
Panama City, Walton	1
Palm Coast, Duval	1
Orlando, Union	1
Ovido, Seminole	1
Oxford, Palm Beach	1
Opalocka, Dade	1
North Canton, Palm Beach	1

# COVID-19: characteristics of 1,943,135 Florida resident cases

Data through Mar 14, 2021 verified as of Mar 15, 2021 at 09:25 AM

Data in this report are provisional and subject to change.

The table below includes the cities and counties of residence for cases in Florida residents based on the patient's ZIP Code. Note that city is not always received as part of the initial notification and may be missing while the case is being investigated.

City and county	Cases
Rio Dell, Volusia	1
Rochelle, Volusia	1
Saint Cloud, Lee	1
Saint Johns, Orange	1
San Antonio, Sarasota	1
San Antonio, Unknown	1
Sanford, Volusia	1
Perry, Leon	1
Perth Amboy, Monroe	1
Port Orange, Unknown	1
Port Saint Lucie, Orange	1
Princeton, Alachua	1
Provincetown, Collier	1
Tampa, Volusia	1
Tangerine, Seminole	1
Shannon, Collier	1
Soldotna, Broward	1
Spring Park, Alachua	1
Steinhatchee, Madison	1
South Burlington, Orange	1
Winter Park, Osceola	1
Wood River, Polk	1
Worcester, Palm Beach	1
Wheaton, Lee	1
Wilmington, Broward	1
Winter Park, Alachua	1
Wesley Chapel, Alachua	1
Umatilla, Alachua	1
University Of Central Florida, Monroe	1
Virginia Beach, Hernando	1
Waco, Broward	1
Washington, Broward	1
Tewksbury, Orange	1
Toms River, Dade	1
Grassy Key, Monroe	1
Gainesville, Baker	1
Gilmer, Dade	1
Haverford, Hillsborough	1
Herrin, Orange	1
Jacksonville, Manatee	1
Jamaica, Broward	1
Kingsland, Duval	1
Kissimmee, Brevard	1
Jupiter, Unknown	1
Jersey City, Polk	1
Miamf, Dade	1
Miami G, Dade	1
Marshall, Palm Beach	1
Marianna, Calhoun	1
Lyndhurst, Broward	1
Magnolia Square, Osceola	1
Maitland, Alachua	1
Lake In The Hills, Columbia	1
Lake Placid, Alachua	1
Lake Worth Beach, Broward	1
Lander, Citrus	1
Lemoyne, Manatee	1
Los Angeles, Palm Beach	1
Lawrence Township, Palm Beach	1

# COVID-19: characteristics of 1,943,135 Florida resident cases

Data through Mar 14, 2021 verified as of Mar 15, 2021 at 09:25 AM

Data in this report are provisional and subject to change.

The table below includes the cities and counties of residence for cases in Florida residents based on the patient's ZIP Code. Note that city is not always received as part of the initial notification and may be missing while the case is being investigated.

City and county	Cases
Las Vegas, Orange	1
Bryant, Alachua	1
Bronx, Broward	1
Buffalo, Palm Beach	1
Carol Stream, Orange	1
Castleberry, Escambia	1
Charlotte, Pasco	1
Apo, Pasco	1
Apopka, Flagler	1
99, Unknown	1
Alanson, Bay	1
Aollywoss, Dade	1
Boca Raton, Unknown	1
Bohealia, Lee	1
Blowing Rock, Polk	1
Belleair, Hillsborough	1
Dorchester, Orange	1
Deland, Polk	1
Dallas, Lee	1
De Leon Springs, Putnam	1
Dearborn, Lee	1
Floral, Escambia	1
Fanning Springs, Levy	1
Fargo, Unknown	1
Estero, Collier	1
Clear Brook, Lee	1
Crestview, Holmes	1
Cumberland, Palm Beach	1
Dade City, Hillsborough	1
College Station, Lake	1
Columbus, Brevard	1
Cookeville, Seminole	1
Zolfo Springs, Polk	1
Winter Park, Broward	1
Winter Park, Indian River	1
Winter Park, Lee	1
Westbrook, Dade	1
Wichita, Volusia	1
Washington, Unknown	1
Venice, Unknown	1
Vernon, Unknown	1
Winder Garden, Orange	1
Windermere, Leon	1
Windermere, Osceola	1
Windermere, Seminole	1
Winter Garden, Broward	1
Wells, Polk	1
Winter Garden, Pinellas	1
Tulsa, Orange	1
Tiffin, Highlands	1
Sun City Center, Hardee	1
Sunny Isles Beach, Broward	1
Tallahassee, Duval	1
Tallahassee, Unknown	1
Tampa, Palm Beach	1
Tavares, Marion	1
Saint Cloud, Unknown	1
Saint Johns, Unknown	1
Sarasota, Flagler	1

# COVID-19: characteristics of 1,943,135 Florida resident cases

Data through Mar 14, 2021 verified as of Mar 15, 2021 at 09:25 AM

Data in this report are provisional and subject to change.

The table below includes the cities and counties of residence for cases in Florida residents based on the patient's ZIP Code. Note that city is not always received as part of the initial notification and may be missing while the case is being investigated.

City and county	Cases
Saxis, Lee	1
Schenectady, Polk	1
Sebring, Lee	1
Shelton, Manatee	1
Spring Hill , Hernando	1
Spring Hill, Dade	1
Starke, Clay	1
Stone Mountain, Palm Beach	1
New Orleans, Palm Beach	1
Newark, Broward	1
Newburgh, Bay	1
Navarre, Dade	1
Ocoee, Osceola	1
Okeechobee, Broward	1
North Pole, Seminole	1
North Port, Lee	1
Old Town, Alachua	1
Omaha, Palm Beach	1
Ona, Manatee	1
Oooooo, Unknown	1
Opa Locka, Broward	1
Orange Park , Duval	1
Orlando, Columbia	1
Orlando, Indian River	1
Orem, Broward	1
Plantation, Orange	1
Pompano Beach, Martin	1
Parker, Dade	1
Parker, Leon	1
Peoria, Unknown	1
Palm Coast, Polk	1
Pacifica, Dade	1
Ormond Beach, Unknown	1
Oviedo, Brevard	1
Orlando, Sarasota	1
Saint Petersburg, St. Lucie	1
Sandford, Seminole	1
Rye, Duval	1
Rex, Duval	1
Potomac, Palm Beach	1
Port Everglades, Broward	1
Macdill Air Force Base, Hillsborough	1
Louisville, Manatee	1
Los Angeles Ca, Unknown	1
Los Angeles, Hardee	1
Largo, Unknown	1
Littleton, Dade	1
Miami Beach, Broward	1
Middlesburg, Duval	1
Miami Lakes, Unknown	1
Miami, Hillsborough	1
Miami, Manatee	1
Margate, Dade	1
Marshall, Dade	1
Mary Esther, Unknown	1
Medford, Palm Beach	1
Harrison, Pinellas	1
Holly Ridge, Orange	1
Homeless, Polk	1

# COVID-19: characteristics of 1,943,135 Florida resident cases

Data through Mar 14, 2021 verified as of Mar 15, 2021 at 09:25 AM

Data in this report are provisional and subject to change.

The table below includes the cities and counties of residence for cases in Florida residents based on the patient's ZIP Code. Note that city is not always received as part of the initial notification and may be missing while the case is being investigated.

City and county	Cases
Homosassa, Hernando	1
Leesburg, Marion	1
Lehigh Acres, Dade	1
Lewisburg, Pasco	1
Lake City, Hamilton	1
La Grange, Dade	1
Jerusalem, St. Johns	1
East Hampton, Palm Beach	1
Cypress, Leon	1
Davenport, Orange	1
Deland, St. Lucie	1
Deltona, Orange	1
Fort Myers-, Lee	1
Fort Pierce, Unknown	1
Gainesville, Duval	1
Granada Hills, Broward	1
Guilford, Dade	1
Hailandale, Unknown	1
Fort Myers, Manatee	1
Foley, Escambia	1
Conway, Leon	1
Coventry, Broward	1
Clermont, Volusia	1
Clewiston, Glades	1
Bridgeport, Dade	1
Bronx, Palm Beach	1
Cartersville, Unknown	1
Altoona, Marion	1
Anaheim, Unknown	1
Argyle, Walton	1
Athens, Duval	1
Blue Ridge, Okeechobee	1
Bogota, Orange	1
Bradenton, Dade	1
Bradenton, Osceola	1
Dona Vista, Lake	1
East Setauket, Palm Beach	1
El Dorado, Palm Beach	1
Fleming Island, Duval	1
Fellsmere, Brevard	1
Crestview, Broward	1
Clearwater, Leon	1
Charlotte, Alachua	1
Dalecity, Okaloosa	1
Daytona Beach, Orange	1
Deerfield Beach, Polk	1
Crystal River, Marion	1
Crystal River, Unknown	1
Canton, Duval	1
Cantonment, Santa Rosa	1
Cape Coral, Unknown	1
Brooklyn, Polk	1
Bryceville, Duval	1
Bradenton, Lee	1
Boca Raton, Dade	1
Boca Raton, Madison	1
Bogota, Unknown	1
Bal Harbour, Broward	1
Atlanta, Walton	1

# COVID-19: characteristics of 1,943,135 Florida resident cases

Data through Mar 14, 2021 verified as of Mar 15, 2021 at 09:25 AM

Data in this report are provisional and subject to change.

The table below includes the cities and counties of residence for cases in Florida residents based on the patient's ZIP Code. Note that city is not always received as part of the initial notification and may be missing while the case is being investigated.

City and county	Cases
Attalla, Broward	1
Auburn, Palm Beach	1
Autaugaville, Broward	1
Apopka, Volusia	1
Alachua, Suwannee	1
Alafaya, Broward	1
Alafaya, Pinellas	1
Lake Clarke Shores, Palm Beach	1
Lake Forest, Collier	1
Merrick, Palm Beach	1
Metter, Manatee	1
Miami, Osceola	1
Miamiardens, Unknown	1
Miamksaohes, Dade	1
Jacksonville, Baker	1
Jacksonville, Marion	1
Irmo, Unknown	1
Key West, Palm Beach	1
Kilgore, Dade	1
Jupiter Inlet, Palm Beach	1
Jzx, Unknown	1
Land O Lakes, Unknown	1
Lawton, Okaloosa	1
Levittown, Palm Beach	1
Lima, Manatee	1
Lima, Volusia	1
Macclenny, Dixie	1
Madison, Jefferson	1
Maitland, Collier	1
Florida City, Unknown	1
Fort Lauderdale, Collier	1
Gainesville, Levy	1
Glen Cove, Unknown	1
Glen Saint Mary, Duval	1
Golden Oak, Hillsborough	1
Golf, Palm Beach	1
Immokalee, Walton	1
Greensboro, Leon	1
Syracuse, Unknown	1
Twentynine Palms, Broward	1
Vernon, Walton	1
Venezuela, Unknown	1
Waukesha, Volusia	1
Surprise, Unknown	1
St Cloud, Orange	1
St Helena Is, Dade	1
South Miami, Broward	1
San Marcos, Unknown	1
West Miami, Unknown	1
Whippany, Volusia	1
Xifamk, Dade	1
Windermere, Alachua	1
Winfield, Hillsborough	1
Winter Garden, Unknown	1
Winter Park, Brevard	1
Winter Park, Unknown	1
Pooler, Broward	1
Port St. Lucie, Unknown	1
Punta Gorda, Sarasota	1

# COVID-19: characteristics of 1,943,135 Florida resident cases

Data through Mar 14, 2021 verified as of Mar 15, 2021 at 09:25 AM

Data in this report are provisional and subject to change.

The table below includes the cities and counties of residence for cases in Florida residents based on the patient's ZIP Code. Note that city is not always received as part of the initial notification and may be missing while the case is being investigated.

City and county	Cases
Putnam, Putnam	1
Ridgewood, Lee	1
Roayl Palm Beach, Palm Beach	1
Roseville, Broward	1
Rye, Palm Beach	1
Saint Petersburg, Bay	1
Orlando, Walton	1
Oviedo, Lake	1
Orlando, St. Johns	1
Orlando, Gadsden	1
Orlando, Hernando	1
Plantation, Leon	1
Pensacola, Dade	1
Panomo City, Bay	1
Parrish, Sarasota	1
Ocala, Duval	1
North Porte, Unknown	1
Notrealville, Polk	1
Nashville, Palm Beach	1
Okeechobi, Unknown	1
Orem, Dade	1
Orlando, Citrus	1
Monument, Broward	1
Mokena, Lee	1
Miami Dade, Unknown	1
Myrtle Beach, Broward	1
Morrisville, Palm Beach	1
North Brunswick, St. Lucie	1
North Grafton, Dade	1
North Lauderdale, Unknown	1
Eureka, Flagler	1
Evansville, Citrus	1
Fort Worth, Broward	1
Franklin, Orange	1
Frostproof, Highlands	1
Gainesville, Palm Beach	1
Gainesville, Santa Rosa	1
Crescent City, Marion	1
Crestview, Unknown	1
Denton, Broward	1
Destin, Bay	1
Commerce Township, Manatee	1
Coral Gables , Dade	1
Crawfordville, Alachua	1
Brownsville, Escambia	1
Bonnie, St. Johns	1
Belleair Bluffs, Unknown	1
Clearwater, Hillsborough	1
Coal City, Pasco	1
Celebration, Orange	1
Chicago, Broward	1
Choctaw Beach, Unknown	1
Austin, Dade	1
Apo, Collier	1
Big Torch Key, Monroe	1
Black, Holmes	1
Boca Raton, Lee	1
Bonifay, Unknown	1
8852 Teacher Ln, Pasco	1

# COVID-19: characteristics of 1,943,135 Florida resident cases

Data through Mar 14, 2021 verified as of Mar 15, 2021 at 09:25 AM

Data in this report are provisional and subject to change.

The table below includes the cities and counties of residence for cases in Florida residents based on the patient's ZIP Code. Note that city is not always received as part of the initial notification and may be missing while the case is being investigated.

City and county	Cases
Addison, Pasco	1
Apopka, Citrus	1
Apopka, Hillsborough	1
Arabi, Orange	1
Indianapolis, Lee	1
Jupiter, Pinellas	1
Kansas City, Palm Beach	1
Gwynn Oak, Polk	1
Lake In The Hills, Broward	1
Lake Worth, Unknown	1
Litchfield Park, Monroe	1
Littleton, St. Johns	1
Newaygo, Charlotte	1
New Canaan, Dade	1
Na, Dade	1
Naples, Leon	1
Melbourne, Volusia	1
Mattoon, Lee	1
Milford, Bay	1
Milford, Unknown	1
Los Angeles, Orange	1
Maitland, Palm Beach	1
Marianna, Leon	1
Marianna, Washington	1
Mary Esther, Hillsborough	1
Tavares, Unknown	1
Temple, Palm Beach	1
Surfside Beach, Orange	1
Tampa, Duval	1
Summerdale, Escambia	1
Sun City Center, Lee	1
Saint Charles, Orange	1
St Peterburg, Orange	1
Stiamk, Dade	1
Scottsdale, Brevard	1
Scottsdale, Palm Beach	1
Roswell, Bay	1
Ruskin, Dade	1
Ruskin, Manatee	1
Saint Petersburg, Duval	1
Saint Petersburg, Manatee	1
Port Saint Lucie, Marion	1
Port St Luice, Unknown	1
Pensacola Naval Hospital, Escambia	1
Plymouth, Pasco	1
Pass-A-Grille, Pinellas	1
Oviedo, Orange	1
Pace, Escambia	1
Painted Post, Pasco	1
Palatka, Marion	1
Okeechobee, Unknown	1
North Port, Charlotte	1
Winter Springs, Polk	1
Youngstown, Washington	1
Winnetka, Dade	1
Winter Garden, Osceola	1
Winter Haven, Osceola	1
Winter Park, Duval	1
Winter Park, Palm Beach	1

# COVID-19: characteristics of 1,943,135 Florida resident cases

Data through Mar 14, 2021 verified as of Mar 15, 2021 at 09:25 AM

Data in this report are provisional and subject to change.

The table below includes the cities and counties of residence for cases in Florida residents based on the patient's ZIP Code. Note that city is not always received as part of the initial notification and may be missing while the case is being investigated.

City and county	Cases
Wabasha, Clay	1
Unknown, Duval	1
Upland, Manatee	1
West Hollywood, Broward	1
Wakefield, Broward	1
Waverly, Duval	1
Weston, Unknown	1
Wildwood, Lee	1
Willington, Lee	1
Westlake Village, Unknown	1
White Plains, Broward	1
Whites Creek, Leon	1
Windermere, Volusia	1
Wtixrat, Dade	1
Watersound, Bay	1
Unk, Duval	1
Ventura, Orange	1
University Of Central Florida, Lee	1
Trenton, Dixie	1
Uknown, Unknown	1
Toms River, Lee	1
Tourist, Dade	1
Pembroke Pines, Orange	1
Pensacola, Sumter	1
Paducah, Manatee	1
Palm Coast, Unknown	1
Perth Amboy, Hillsborough	1
Port Orange, Brevard	1
Powell, Lee	1
Orlando, Jackson	1
Newberry, Levy	1
North Laud, Unknown	1
Ocala, Citrus	1
Ocoee, Unknown	1
Odessa, Dade	1
Oldsrav, Manatee	1
Seffenner, Hillsborough	1
Seminole, Lee	1
Saint Petersburg, Charlotte	1
Puerto Rico, Unknown	1
Punta Gorda, Unknown	1
Randolph, Orange	1
Rivera Beach, Palm Beach	1
Saint Augustine, Flagler	1
Sunrtise, Dade	1
Tallahassee, Madison	1
Stratford, Broward	1
Crossings, Unknown	1
Davenport, Lake	1
Davie, Unknown	1
Dayton, Orange	1
Dearborn Heights, Hillsborough	1
Edgewood, Broward	1
Elkton, Putnam	1
Chesterfield, Broward	1
Carteret, Polk	1
Cincinnati, Dade	1
Connellsville, Highlands	1
Armstrong, St. Johns	1

# COVID-19: characteristics of 1,943,135 Florida resident cases

Data through Mar 14, 2021 verified as of Mar 15, 2021 at 09:25 AM

Data in this report are provisional and subject to change.

The table below includes the cities and counties of residence for cases in Florida residents based on the patient's ZIP Code. Note that city is not always received as part of the initial notification and may be missing while the case is being investigated.

City and county	Cases
Atl, Brevard	1
Alva, Escambia	1
Andalusia, Escambia	1
Arcadia, Highlands	1
Baker, Santa Rosa	1
Belleville, Palm Beach	1
Belmont, Santa Rosa	1
Blountstown, Broward	1
Bronson, Alachua	1
Brooker, Alachua	1
Bradenton, Clay	1
Brandon, Pinellas	1
Bonita, Lee	1
Bocaraten, Palm Beach	1
Middletown, Osceola	1
Missing, Gilchrist	1
Monroe, Hillsborough	1
New Vernon, Palm Beach	1
Mayaguez, Dade	1
Macclenny, Duval	1
Mantua, Broward	1
Longwood, Broward	1
Lucedale, St. Lucie	1
Kure Beach, Monroe	1
Lakeland, Palm Beach	1
Hudson, Pinellas	1
Hoosick Falls, Broward	1
Indian Rock Beach, Palm Beach	1
Interlachen, Duval	1
Kechi, Orange	1
Florala, Okaloosa	1
Forestville, Volusia	1
Gibsonston, Unknown	1
Gainesville, Okaloosa	1
Gainesville, Unknown	1
Greenbrier, Bay	1
Groveland, Orange	1
Hialeahgardens, Dade	1
Hiram, Leon	1
Mckinney, Broward	1
Miamc, Dade	1
Matawan, Palm Beach	1
Milford, Lee	1
Missing, Levy	1
Missing, Okeechobee	1
Monroe Township, Palm Beach	1
Moore Haven, Okeechobee	1
Morrisville, Unknown	1
Longwood, Volusia	1
Ldhl, Broward	1
Lincoln, St. Lucie	1
Little Neck, Lee	1
Lake Butler, Alachua	1
Knoxville, Bay	1
Las Vegas, Palm Beach	1
Homeless, Monroe	1
Homeless, Pinellas	1
Howell, Dade	1
Hudson, Hernando	1

# COVID-19: characteristics of 1,943,135 Florida resident cases

Data through Mar 14, 2021 verified as of Mar 15, 2021 at 09:25 AM

Data in this report are provisional and subject to change.

The table below includes the cities and counties of residence for cases in Florida residents based on the patient's ZIP Code. Note that city is not always received as part of the initial notification and may be missing while the case is being investigated.

City and county	Cases
Hoclywsod, Dade	1
Holiday, Pinellas	1
Indian Rocks Beach, Duval	1
Indiantown, Palm Beach	1
Inglewood, Sarasota	1
Inverness, Marion	1
Inwood, Broward	1
Irvine, Marion	1
Istachatta, Hernando	1
Jupiter, St. Lucie	1
Kenilworth, Leon	1
Jacksonville, Orange	1
Jefferson, Dade	1
Jonesboro, Leon	1
Kingsland, Nassau	1
Key West, Duval	1
Keys West, Unknown	1
Carmel, Orange	1
Cedar Springs, Hernando	1
Chicago, Unknown	1
Coconut Ck, Unknown	1
Dallas, Hernando	1
Dayton, Lake	1
Daytona Beach, Pinellas	1
Dearborn, Broward	1
Deer Park, Dade	1
Brooklyn, Dade	1
Brooklyn, Lee	1
Caracas, Dade	1
Bonnie, Broward	1
Boston, Broward	1
Bel Air, Collier	1
O, Manatee	1
Alachua, Duval	1
Alpharetta, Broward	1
Apopka, Clay	1
Asheville, Highlands	1
Astoria, Broward	1
Atmore, Escambia	1
Bartow, Hardee	1
Downingtown, Broward	1
Downingtown, Hillsborough	1
Dpo, Santa Rosa	1
Dunedin, Unknown	1
Deerfield, Dade	1
Deland, Seminole	1
Deltona, Seminole	1
Fort Lauderdale, Leon	1
Fort Myers, Sarasota	1
Fort Pierce, Palm Beach	1
Fort White, Clay	1
East Palatka, Hillsborough	1
Eastpoint, Leon	1
Garden City, Alachua	1
Gaylord, Orange	1
Gotcha, Orange	1
Greensburg, Palm Beach	1
Erie, Monroe	1
Hallandale, Unknown	1

# COVID-19: characteristics of 1,943,135 Florida resident cases

Data through Mar 14, 2021 verified as of Mar 15, 2021 at 09:25 AM

Data in this report are provisional and subject to change.

The table below includes the cities and counties of residence for cases in Florida residents based on the patient's ZIP Code. Note that city is not always received as part of the initial notification and may be missing while the case is being investigated.

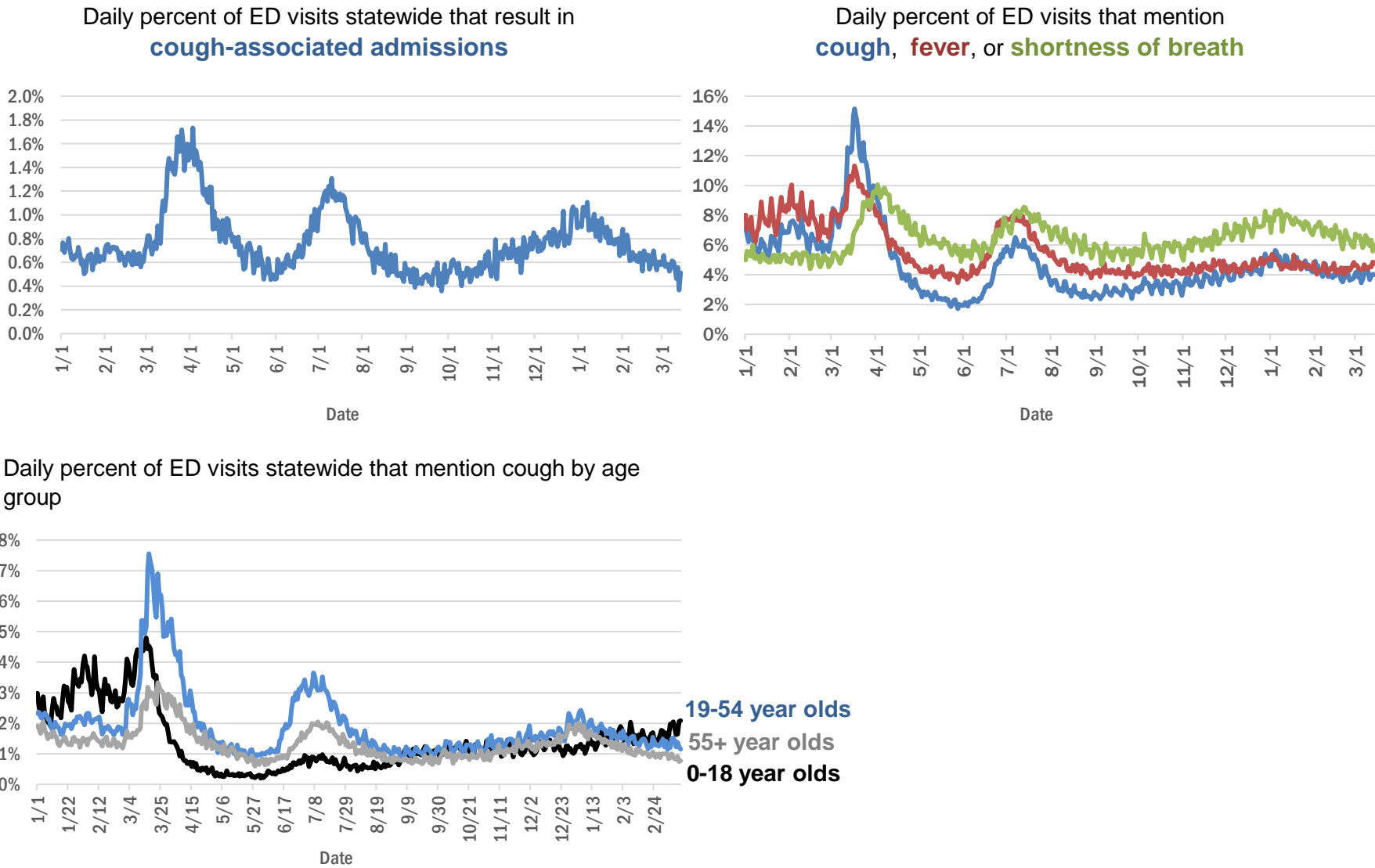
City and county	Cases
Haines City, Osceola	1
Hernando, Marion	1
Hialeah, Collier	1
Helen, Bay	1
Winter Garden, Duval	1
Woodbine, Nassau	1
Yulee, St. Johns	1
Zephyrhills, Hillsborough	1
West Aplm Beach, Palm Beach	1
West Yarmouth, St. Lucie	1
Tavares, Orange	1
Tequesta, Martin	1
Topsham, Manatee	1
Town Of Nocatee, St. Johns	1
Troy, Manatee	1
Unkn, Duval	1
Syracuse, Polk	1
Tallahassee, Dade	1
Tamarac, Dade	1
Waipahu, Santa Rosa	1
Ward, Polk	1
Wellborn, Columbia	1
Sunbright, Palm Beach	1
Venetian Islands, Dade	1
Prattville, Hillsborough	1
Prestonsburg, Bay	1
Quincy, Jackson	1
Rapid City, Broward	1
Palmetto Bay, Palm Beach	1
Russellville, Bay	1
Sagamore Beach, Charlotte	1
Saint Cloud, Palm Beach	1
Saint Joseph, Volusia	1
San Antonio, Orange	1
Shalimar, Unknown	1
Shirley, Flagler	1
Suitland, Volusia	1
Sanford, Unknown	1
Seminole, Leon	1
Myakka City, Sarasota	1
New Middletown, Hillsborough	1
New Port Richey, Pinellas	1
New Port Richey, Unknown	1
Newberry, Marion	1
Oldsmar, Hillsborough	1
Olean, Alachua	1
North Palm Beach, Orange	1
Northport, Sarasota	1
Oakland, Lee	1
Petersburg, Manatee	1
Piasa, Putnam	1
Palmetto, Pasco	1
Parma, Manatee	1
Pass-A-Grille Beach, Pinellas	1
Palm Beach Gardens, Unknown	1
Orlo Vista, Orange	1
Other, Dade	1
Total	1,943,135

# COVID-19: additional surveillance information

Data through Mar 14, 2021 verified as of Mar 15, 2021 at 09:25 AM

Data in this report are provisional and subject to change.

## Statewide emergency department (ED) chief complaint and admission data



The Electronic Surveillance System for the Early Notification of Community-Based Epidemics (ESSENCE-FL) includes chief complaint data from 211 of 211 Florida EDs. Data are transmitted electronically to ESSENCE-FL daily or hourly.

# COVID-19: testing by laboratory

Data through Mar 14, 2021 verified as of Mar 15, 2021 at 09:25 AM

Data in this report are provisional and subject to change.

The numbers in the table below represent the number of Florida and non-Florida residents for whom test results were received by the Department of Health. A person can be tested by more than one laboratory and can have both positive and negative results. **Therefore, the sum of the numbers in each column will be larger than the total number of people tested.**

Reporting lab	Inconclusive	Negative	Positive	Percent positive	Total
LABORATORY CORPORATION OF AMERICA	2,533	1,602,008	218,305	12%	1,822,846
CURATIVE LABS	14,557	1,555,782	236,052	13%	1,806,391
QUEST DIAGNOSTICS	11,775	1,358,848	200,276	13%	1,570,899
BIO REFERENCE LABORATORIES, INC	7,566	929,015	178,479	16%	1,115,060
HELIX	8,691	635,664	111,114	15%	755,469
REALTOX LABS LLC	6,440	592,013	97,350	14%	695,803
NOMI_HEALTH	2,699	437,161	60,471	12%	500,331
RCA LABORATORY SERVICES, LLC/GENETWORX		403,480	43,554	10%	447,034
GENETWORX	661	390,597	32,971	8%	424,229
CDR MAGUIRE - HEALTH CARE CENTER		338,623	51,548	13%	390,171
IMPACT HEALTH BIOMETRIC TESTING, INC	1,041	219,041	25,885	11%	245,967
EAST FLORIDA STATE COLLEGE - BREVARD		212,886	26,986	11%	239,872
PWNHEALTH	1,530	206,899	27,807	12%	236,236
PALM BEACH BALLPARK		210,749	21,099	9%	231,848
BPHL-JACKSONVILLE	18	185,413	32,223	15%	217,654
NOMI HEALTH LAB SERVICES		172,673	19,907	10%	192,580
ADVENTHEALTH LAB	99	161,561	20,825	11%	182,485
MAKO GENOMICS	7,709	138,761	25,308	15%	171,778
FULGENT DIAGNOSTICS LABORATORY	3,242	149,739	16,775	10%	169,756
CB SMITH PARK		150,116	18,792	11%	168,908
BPHL-MIAMI	225	142,447	23,846	14%	166,518
MAYO CLINIC LABORATORIES	335	138,102	17,430	11%	155,867
ELABNETWORK	1,059	138,209	11,810	8%	151,078
BAYCARE LABORATORIES LLC	590	131,647	11,429	8%	143,666
MEMORIAL REGIONAL HOSPITAL SOUTH	25	114,169	23,393	17%	137,587
ASCENSION SACRED HEART HOSPITAL - PENSACOLA	2	114,158	17,859	14%	132,019
ORLANDO HEALTH SYSTEM	683	116,719	12,052	9%	129,454
NORTHWEST LABORATORY	246	121,079	6,474	5%	127,799
BIOCOLLECTIONS WORLDWIDE, INC	738	109,974	13,466	11%	124,178
ADVENT HEALTH LAB	112	101,258	13,956	12%	115,326
MEDICAL DIAGNOSTIC LABORATORIES	976	98,581	14,219	12%	113,776
AEGIS SCIENCES CORPORATION	947	95,460	16,138	14%	112,545
AKESOGEN		91,692	17,725	16%	109,417
TESTING MATTERS INC	749	91,566	16,053	15%	108,368
BPHL-TAMPA (SPECTRUM BLVD)	45	90,054	16,595	16%	106,694
UF HEALTH MEDICAL LAB	33	96,997	9,072	9%	106,102
TAMPA GENERAL HOSPITAL	4	91,698	8,769	9%	100,471
KORVALABS, INC	1,285	91,541	4,701	5%	97,527
DIATHERIX LABORATORIES (VRL EUROFINs)		84,192	12,528	13%	96,720
SUNPATH MEDICAL DIAGNOSTICS LABORATORY	823	78,052	11,997	13%	90,872
BAPTIST HEALTH SOUTH FLORIDA	360	76,793	11,831	13%	88,984
ASCENSION ST VINCENT'S - RIVERSIDE	1	70,454	10,038	12%	80,493
JACKSON MEMORIAL HOSPITAL CLINICAL LAB	79	62,817	11,440	15%	74,336
SOUTH MIAMI HOSPITAL LAB	442	64,263	9,238	12%	73,943
LAKELAND REGIONAL MEDICAL CENTER	129	65,100	8,567	12%	73,796
UF HEALTH SHANDS HOSPITAL	481	60,716	4,492	7%	65,689
AMERICAN HEALTH ASSOCIATES	9	60,066	5,170	8%	65,245

# COVID-19: testing by laboratory

Data through Mar 14, 2021 verified as of Mar 15, 2021 at 09:25 AM

Data in this report are provisional and subject to change.

The numbers in the table below represent the number of Florida and non-Florida residents for whom test results were received by the Department of Health. A person can be tested by more than one laboratory and can have both positive and negative results. **Therefore, the sum of the numbers in each column will be larger than the total number of people tested.**

Reporting lab	Inconclusive	Negative	Positive	Percent positive	Total
INGENIOUS PERSONALIZED MEDICINE	204	52,602	10,699	17%	63,505
AIT LABORATORIES		52,752	6,447	11%	59,199
APPLIED INGENUITY DIAGNOSTICS LLC		51,978	2,341	4%	54,319
ARUP LABORATORIES	16	50,078	2,924	6%	53,018
BAPTIST HEALTH - JACKSONVILLE	4	48,695	3,936	7%	52,635
GENESIS REFERENCE LABORATORIES		46,188	5,107	10%	51,295
TALLAHASSEE MEMORIAL HOSPITAL	240	43,907	5,484	11%	49,631
MINUTECLINIC LLC		39,590	6,653	14%	46,243
SARASOTA MEMORIAL HOSPITAL MAIN LAB	12	42,466	3,697	8%	46,175
VIRACOR EUROFINs		35,575	9,816	22%	45,391
ADVENTIST HEALTH SYSTEMS SUNBELT INC DBA		40,460	4,789	11%	45,249
BROWARD GENERAL MEDICAL CENTER-CLINICAL LAB	2	40,493	4,436	10%	44,931
NICKLAUS CHILDREN'S HOSPITAL	70	37,959	5,125	12%	43,154
FLORIDA HOSPITAL - TAMPA	37	39,650	3,306	8%	42,993
MILLENNIUM PHYSICIAN GROUP	17	34,882	6,743	16%	41,642
LEE HEALTH - CAPE CORAL HOSPITAL	3	34,409	5,603	14%	40,015
DWIC OF TAMPA BAY INC		35,169	4,351	11%	39,520
UNIVERSITY OF MIAMI HOSPITAL	137	35,687	3,654	9%	39,478
UF HEALTH JACKSONVILLE	52	33,873	3,967	10%	37,892
MEDFAST URGENT CARE CENTERS, LLC	20	32,188	4,833	13%	37,041
ORANGE COUNTY CONVENTION CENTER		33,330	3,703	10%	37,033
ECCO LAB GROUP CO	518	31,417	4,626	13%	36,561
MIAMI DADE COUNTY☐		32,091	3,527	10%	35,618
WALGREENS	35	29,532	5,453	16%	35,020
NORTH FLORIDA REGIONAL MEDICAL CENTER		29,082	3,443	11%	32,525
MOUNT SINAI MEDICAL CENTER	10	29,005	3,134	10%	32,149
INTEGRATED REGIONAL LABORATORIES LLP	10	27,413	4,094	13%	31,517
ST JOSEPHS HOSPITAL LABORATORY	23	27,835	3,587	11%	31,445
BRANDON REGIONAL HOSPITAL		27,636	3,596	12%	31,232
JUPITER MEDICAL CENTER LAB	82	28,036	2,733	9%	30,851
STS LAB 2 LLC	6	29,049	1,517	5%	30,572
GENESIS MEDICAL LABORATORY	398	24,023	4,437	15%	28,858
JFK MEDICAL CENTER LAB	1	25,053	3,235	11%	28,289
NIGHT LITE PEDIATRIC CENTER LLC		25,225	2,771	10%	27,996
PALMETTO GENERAL HOSPITAL LAB	3	23,222	4,656	17%	27,881
WATSON CLINIC LLP		22,219	5,118	19%	27,337
HOLY CROSS HOSPITAL CLINICAL LAB	1	24,515	2,311	9%	26,827
MALABAR MEDICAL WALK IN CLINIC	1	21,684	4,329	17%	26,014
HEALTHLINK DIAGNOSTIC LABORATORIES	291	22,992	2,375	9%	25,658
AVENTUS BIO LABS	16	22,062	3,192	13%	25,270
INFINITY BIOLOGIX LLC (GINKO BIOWORKS)	89	23,440	1,090	4%	24,619
ACCESS DX LABORATORY	224	22,296	2,088	8%	24,608
MORTON PLANT HOSPITAL-ADLER INSTITUTE	26	20,891	2,527	11%	23,444
PANCARE OF FLORIDA INC		20,471	2,487	11%	22,958

# COVID-19: testing by laboratory

Data through Mar 14, 2021 verified as of Mar 15, 2021 at 09:25 AM

Data in this report are provisional and subject to change.

The numbers in the table below represent the number of Florida and non-Florida residents for whom test results were received by the Department of Health. A person can be tested by more than one laboratory and can have both positive and negative results. **Therefore, the sum of the numbers in each column will be larger than the total number of people tested.**

Reporting lab	Inconclusive	Negative	Positive	Percent positive	Total
LAB DIAGNOSTICS LLC	392	16,652	5,329	24%	22,373
STATLAB_MOBILE	1	20,301	2,049	9%	22,351
DRS CLACK SPENCER WHITE & MCCORMACK PA D/B/A		20,021	2,021	9%	22,042
NAPLES COMMUNITY HOSPITAL	72	19,620	2,028	9%	21,720
SAINT MARY'S MEDICAL CENTER	24	19,402	2,239	10%	21,665
CLEVELAND CLINIC HOSPITAL LAB	4	18,875	2,323	11%	21,202
UNITED CLINICAL LABORATORY LLC	3	18,602	2,427	12%	21,032
PATIENTS FIRST LAKE ELLA MEDICAL CENTER PA		17,533	3,253	16%	20,786
CLEVELAND CLINIC TRADITION HOSPITAL		19,244	1,417	7%	20,661
ADVENT HEALTH - DAYTONA BEACH	32	18,890	1,696	8%	20,618
EXACT SCIENCES LABORATORIES		18,177	2,307	11%	20,484
BAYFRONT HEALTH - ST PETERSBURG	17	17,151	2,415	12%	19,583
AMELIA EARHART		16,818	2,578	13%	19,396
OSCEOLA REGIONAL MEDICAL CENTER	1	16,504	2,319	12%	18,824
LEESBURG REGIONAL MEDICAL CENTER		16,193	2,230	12%	18,423
HOMESTEAD HOSPITAL CLINICAL LABORATORY	27	14,773	3,171	18%	17,971
MEMORIAL HOSPITAL JACKSONVILLE	8	14,855	2,753	16%	17,616
CLARITY LAB SOLUTIONS	94	15,524	1,883	11%	17,501
HEALTH CENTER AT SINAI RESIDENCES		16,930	506	3%	17,436
BIOCERNA LABS	461	14,582	2,112	12%	17,155
NORTHWEST MEDICAL CENTER	1	15,047	2,102	12%	17,150
ORANGE PARK MEDICAL CENTER	9	14,104	2,642	16%	16,755
INDIAN RIVER PATHOLOGY LLC		15,379	1,265	8%	16,644
BETHESDA HOSPITAL EAST		14,789	1,494	9%	16,283
WELLINGTON REGIONAL MED CTR LAB	6	14,468	1,795	11%	16,269
OAK HILL HOSPITAL		14,383	1,798	11%	16,181
ACCESS MEDICAL LABORATORIES	4	8,244	7,929	49%	16,177
DELRAY MEDICAL CENTER LAB	3	14,465	1,654	10%	16,122
VISTA CLINICAL DIAGNOSTICS	484	13,680	1,763	11%	15,927
LAWNWOOD REGIONAL MEDICAL CENTER	1	13,608	2,190	14%	15,799
FULGENT DIAGNOSTICS	170	14,626	981	6%	15,777
WEST KENDALL BAPTIST HOSPITAL	13	12,672	2,928	19%	15,613
MEMORIAL REGIONAL HOSPITAL CLINICAL LABORATORY	10	14,542	992	6%	15,544
BAPTIST HEALTH - SOUTH		13,972	1,202	8%	15,174
THE HEALTHCARE DISTRICT OF PALM BEACH COUNTY	49	13,174	1,903	13%	15,126
LARGO MEDICAL CENTER		13,316	1,628	11%	14,944
BAPTIST HEALTHCARE - BAPTIST HOSPITAL	5	11,785	3,152	21%	14,942
WINTER HAVEN HOSPITAL CLINICAL LABORATORY	4	12,557	2,254	15%	14,815
PRIVA PATH LABS	77	13,777	951	6%	14,805
LEE HEALTH - LEE MEMORIAL HOSPITAL		11,124	3,607	24%	14,731
ADVENTHEALTH CENTRA CARE LAKE BUENA VISTA		13,014	1,697	12%	14,711
UHEALTH CORAL GABLES/LENNAR MED CTR	39	13,695	920	6%	14,654
INDIAN RIVER MEDICAL CENTER LAB		13,669	852	6%	14,521
MEDRITE MEDICAL CARE, PC	6,839	6,994	654	5%	14,487
NONA SCIENTIFIC	5	11,296	3,129	22%	14,430

# COVID-19: testing by laboratory

Data through Mar 14, 2021 verified as of Mar 15, 2021 at 09:25 AM

Data in this report are provisional and subject to change.

The numbers in the table below represent the number of Florida and non-Florida residents for whom test results were received by the Department of Health. A person can be tested by more than one laboratory and can have both positive and negative results. **Therefore, the sum of the numbers in each column will be larger than the total number of people tested.**

Reporting lab	Inconclusive	Negative	Positive	Percent positive	Total
WEST FLORIDA HOSPITAL LAB	1	11,244	3,017	21%	<b>14,262</b>
CARDIOPATH	84	12,348	1,822	13%	<b>14,254</b>
MOLECULAR INFECTIOUS DISEASES	495	13,108	457	3%	<b>14,060</b>
MEDICAL CENTER OF TRINITY CLINICAL LABORATORY	2	12,575	1,447	10%	<b>14,024</b>
PALMS WEST HOSPITAL LAB	2	12,032	1,929	14%	<b>13,963</b>
NEMOURS CHILDRENS HOSPITAL	1	13,095	777	6%	<b>13,873</b>
GOOD SAMARITAN MEDICAL CENTER LAB	2	11,864	1,751	13%	<b>13,617</b>
WESTSIDE REGIONAL MED CTR	2	11,593	1,984	15%	<b>13,579</b>
MERCY HOSPITAL A CAMPUS OF PLANTATION GEN HOSP LAB	1	11,326	2,053	15%	<b>13,380</b>
REGIONAL MEDICAL CENTER BAYONET POINT	2	12,085	1,038	8%	<b>13,125</b>
GULF COAST MEDICAL CENTER MICROLAB		10,202	2,764	21%	<b>12,966</b>
THE VILLAGES REGIONAL HOSPITAL		11,618	1,342	10%	<b>12,960</b>
ST ANTHONY'S HOSPITAL LAB	30	11,105	1,535	12%	<b>12,670</b>
AVENTURA HOSPITAL LAB		10,049	2,331	19%	<b>12,380</b>
CORAL GABLES HOSPITAL CLINICAL LABORATORY		10,448	1,901	15%	<b>12,349</b>
CAPITAL REGIONAL MEDICAL CTR		9,954	2,371	19%	<b>12,325</b>
LABS ASAP LLC		11,130	1,185	10%	<b>12,315</b>
LAKE CITY HM		11,147	988	8%	<b>12,135</b>
HALIFAX MEDICAL CENTER LAB	37	10,330	1,765	15%	<b>12,132</b>
BLAKE MEDICAL CENTER		10,609	1,489	12%	<b>12,098</b>
WEST BOCA MEDICAL CENTER LAB		11,175	898	7%	<b>12,073</b>
NATIONWIDE LABORATORY SERVICES INC	406	10,188	1,458	12%	<b>12,052</b>
BINAXNOW	9	9,174	2,859	24%	<b>12,042</b>
BAPTIST HEALTH SOUTH FLORIDA - WEST KENDALL URGENT CARE		10,082	1,944	16%	<b>12,026</b>
MIAMI BEACH CONVENTION CENTER		11,382	620	5%	<b>12,002</b>
SYNERGY DIAGNOSTIC LABORATORY	96	10,507	1,343	11%	<b>11,946</b>
FLORIDA HOSPITAL WATERMAN LABORATORY	70	10,997	862	7%	<b>11,929</b>
MANATEE MEMORIAL HOSPITAL		10,876	1,029	9%	<b>11,905</b>
GENOVA DIAGNOSTICS LABORATORY	64	10,782	1,056	9%	<b>11,902</b>
PWN HEALTH	17	9,803	2,074	17%	<b>11,894</b>
LEE HEALTH - HEALTH PARK MEDICAL CENTER		9,948	1,877	16%	<b>11,825</b>
ST JOSEPHS HOSPITAL	18	10,178	1,607	14%	<b>11,803</b>
FLORIDA LABORATORY ANALYSIS		10,313	1,478	13%	<b>11,791</b>
ST MARKS HOSPITAL LABORATORY B	78	10,627	1,002	9%	<b>11,707</b>
PALM BEACH GARDENS MEDICAL CTR LAB		10,487	1,133	10%	<b>11,620</b>
PRECISION HEALTH RESOURCES LLC		10,865	725	6%	<b>11,590</b>
PATHNOSTICS	41	9,134	2,388	21%	<b>11,563</b>
COAST DIAGNOSTICS LLC	45	10,089	1,235	11%	<b>11,369</b>
LARKIN COMMUNITY HOSPITAL	10	9,880	1,478	13%	<b>11,368</b>
LAKE CITY MEDICAL CENTER		8,852	2,196	20%	<b>11,048</b>
FLORIDA HOSPITAL HEARTLAND MED CTR CLINICAL LAB	33	9,558	1,416	13%	<b>11,007</b>
MEASE COUNTRYSIDE LAB	14	9,773	1,205	11%	<b>10,992</b>
VIKOR SCIENTIFIC	49	9,085	1,809	17%	<b>10,943</b>
PLANTATION GENERAL HOSPITAL		9,205	1,677	15%	<b>10,882</b>
ADVENT HEALTH - WESLEY CHAPEL	14	9,561	990	9%	<b>10,565</b>
EXPRESS GENE MOLECULAR DIAGNOSTICS LABORATORY		9,086	1,435	14%	<b>10,521</b>
FLORIDA MEDICAL CENTER - A CAMPUS OF NORTH SHORE	2	9,200	1,270	12%	<b>10,472</b>

# COVID-19: testing by laboratory

Data through Mar 14, 2021 verified as of Mar 15, 2021 at 09:25 AM

Data in this report are provisional and subject to change.

The numbers in the table below represent the number of Florida and non-Florida residents for whom test results were received by the Department of Health. A person can be tested by more than one laboratory and can have both positive and negative results. **Therefore, the sum of the numbers in each column will be larger than the total number of people tested.**

Reporting lab	Inconclusive	Negative	Positive	Percent positive	Total
LARKIN COMMUNITY HOSPITAL INC DBA CARDIOTROPIC		6,819	3,620	35%	10,439
DOCTORS HOSPITAL	7	8,669	1,661	16%	10,337
CENTRAL FLORIDA REGIONAL HOSPITAL		9,233	1,071	10%	10,304
AMERICAN FAMILY CARE	1	5,858	4,380	43%	10,239
SARKIS CLINICAL TRIALS	25	8,917	1,271	12%	10,213
LEON MEDICAL CENTERS LLC		8,040	2,124	21%	10,164
NORTHSIDE HOSPITAL AND HEART INSTITUTE		9,135	1,023	10%	10,158
ADVENTHEALTH CENTRA CARE WATERFORD LAKES		8,386	1,607	16%	9,993
CORAL SPRINGS MED CTR		8,979	971	10%	9,950
CernerELR_Advent		8,630	1,301	13%	9,931
NCF DIAGNOSTICS & DNA TECHNOLOGIES LAB	162	9,224	511	5%	9,897
JOHNS HOPKINS ALL CHILDREN'S HOSPITAL		9,199	650	7%	9,849
SRQ DRIVE THROUGH		8,944	905	9%	9,849
LABSTAT LLC	9	9,382	443	5%	9,834
FLORIDA HOSPITAL DELAND	10	8,600	1,212	12%	9,822
AVECINA	20	8,997	702	7%	9,719
P4 CLINICAL, LLC	204	8,548	958	10%	9,710
AVECINA MEDICAL	4	6,203	3,493	36%	9,700
PALM BEACH BALL PARK		8,607	1,024	11%	9,631
BOSTON HEART DIAGNOSTICS CORP		8,287	1,199	13%	9,486
BAPTIST HEALTH SOUTH FLORIDA - COUNTRY WALK URGENT CARE		7,795	1,616	17%	9,411
WEST PALM HOSPITAL LAB		8,597	742	8%	9,339
HEALTHQUEST ESOTERICS		7,845	1,441	16%	9,286
ADVENTHEALTH CENTRA CARE ST CLOUD	1	7,941	1,261	14%	9,203
OCALA REGIONAL MEDICAL CENTER		7,939	1,194	13%	9,133
MEDARBOR DIAGNOSTICS	1	7,974	1,125	12%	9,100
BROWARD HEALTH NORTH CLINICAL LABORATORY		8,029	1,023	11%	9,052
CERNERELR_BAYCARE	43	8,320	616	7%	8,979
NORTH SHORE MEDICAL CENTER		7,455	1,519	17%	8,974
FLORIDA HOSPITAL FLAGLER	29	8,089	820	9%	8,938
INFORM DIAGNOSTICS, INC		8,423	503	6%	8,926
SYNERGY LABORATORIES	31	7,769	1,113	12%	8,913
FLORIDA HOSPITAL ZEPHYRHILLS	10	7,863	969	11%	8,842
LEE HEALTH - GULF COAST MEDICAL CENTER	2	7,075	1,728	20%	8,805
FLORIDA HOSPITAL OF CARROLLWOOD	23	7,462	1,202	14%	8,687
H LEE MOFFITT CANCER CENTER LABORATORY	1	8,331	229	3%	8,561
SANTA ROSA MEDICAL CENTER	2	6,977	1,431	17%	8,410
BAPTIST HEALTH - BEACHES		7,676	647	8%	8,323
AVECINA MEDICAL OAKLEAF	3	6,977	1,330	16%	8,310
CLEVELAND CLINIC MARTIN SOUTH HOSPITAL	1	7,388	902	11%	8,291
SOUTH BAY HOSPITAL CLINICAL LAB	1	7,374	880	11%	8,255
CERNERELR_BAPTISTMIAMI	31	7,313	862	11%	8,206
BAPTIST HEALTH SOUTH FLORIDA - MIAMI LAKES URGENT CARE		6,409	1,742	21%	8,151
GENE BY GENE, GENOMICS RESEARCH CENTER LAB	44	7,570	510	6%	8,124
BAYCARE COMMUNITY HEALTH		7,883	191	2%	8,074
MEMORIAL HOSPITAL WEST LABORATORY SERVICES	14	7,317	727	9%	8,058
POINCIANA MEDICAL CENTER		6,318	1,732	22%	8,050

# COVID-19: testing by laboratory

Data through Mar 14, 2021 verified as of Mar 15, 2021 at 09:25 AM

Data in this report are provisional and subject to change.

The numbers in the table below represent the number of Florida and non-Florida residents for whom test results were received by the Department of Health. A person can be tested by more than one laboratory and can have both positive and negative results. **Therefore, the sum of the numbers in each column will be larger than the total number of people tested.**

Reporting lab	Inconclusive	Negative	Positive	Percent positive	Total
ANNE BATES LEACH EYE HOSPITAL/ ABLEH MICROBIOLOGY LABORATORY	9	7,870	111	1%	7,990
ADVENTHEALTH CENTRA CARE CLERMONT		6,761	1,079	14%	7,840
CLEVELAND CLINIC MARTIN NORTH HOSPITAL		6,943	891	11%	7,834
ISPM LABS, LLC DBA CAPSTONE DIAGNOSTICS, LLC		7,437	393	5%	7,830
MEMORIAL HOSPITAL MICRO		7,300	520	7%	7,820
ADVENTHEALTH CENTRA CARE UNIVERSITY	1	6,898	859	11%	7,758
WEST MARION COMMUNITY HOSPITAL LAB		6,428	1,297	17%	7,725
KD MEDICAL CHOICE LLC	5	6,915	726	9%	7,646
ST LUCIE MEDICAL CENTER		6,138	1,459	19%	7,597
NCH NORTH NAPLES HOSPITAL LAB	15	6,733	830	11%	7,578
ADVENTHEALTH CENTRA CARE WINTER PARK		6,801	745	10%	7,546
ADVENTHEALTH CENTRA CARE WINTER GARDEN	1	6,711	826	11%	7,538
LAKEWOOD RANCH MEDICAL CENTER		6,857	588	8%	7,445
MORTON PLANT-MEASE	5	6,706	698	9%	7,409
FLORIDA HOSPITAL FISH MEMORIAL	19	6,276	1,098	15%	7,393
ARCPOINT LABS OF FORT MYERS	4	6,470	899	12%	7,373
INDIAN RIVER MEDICAL CENTER		6,317	915	13%	7,232
ADVENTHEALTH CENTRA CARE LAKELAND	1	6,252	936	13%	7,189
NCH DOWNTOWN NAPLES HOSPITAL	15	6,482	635	9%	7,132
BAPTIST HEALTH SOUTH FLORIDA - WESTCHESTER URGENT CARE		5,813	1,266	18%	7,079
FLORIDA HOSPITAL OCALA		6,129	934	13%	7,063
ADVENTHEALTH CENTRA CARE LEE ROAD		6,251	706	10%	6,957
ADVENTHEALTH CENTRA CARE DR PHILLIPS		6,271	665	10%	6,936
HIALEAH HOSPITAL	4	5,351	1,517	22%	6,872
LUMINUS DIAGNOSTICS		6,274	554	8%	6,828
AVERO DIAGNOSTICS - IRVING	11	6,294	471	7%	6,776
ATLANTIS URGENT CARE	10	5,146	1,613	24%	6,769
BAPTIST HEALTH SOUTH FLORIDA - DORAL URGENT CARE		5,431	1,334	20%	6,765
ADVENTHEALTH CENTRA CARE HUNTERS CREEK	3	5,791	879	13%	6,673
BAYFRONT HEALTH - PORT CHARLOTTE		6,143	518	8%	6,661
OVIEDO MEDICAL CENTER		5,933	687	10%	6,620
MEDEXPRESS URGENT CARE	2	4,526	2,091	32%	6,619
VISTA CLINICAL	8	3,875	2,712	41%	6,595
BAPTIST HEALTH - NASSAU		6,199	354	5%	6,553
HOLIDAY CVS LLC		6,241	306	5%	6,547
ADVENTHEALTH CENTRA CARE SANFORD		5,783	750	11%	6,533
NCH NORTH NAPLES HOSPITAL	8	5,842	678	10%	6,528
COMMUNITY HEALTH CENTERS OF PINELLAS INC		5,243	1,284	20%	6,527
ADVENTHEALTH CENTRA CARE LAKE MARY	2	5,611	829	13%	6,442
UNKNOWN	3	3,375	3,056	47%	6,434
IMPERIAL POINT MEDICAL CENTER		5,857	552	9%	6,409
ADVENTHEALTH CENTRA CARE MOUNT DORA		5,389	1,005	16%	6,394
EMERALD COAST URGENT CARE		4,881	1,460	23%	6,341
ADVENTHEALTH CENTRA CARE APOPKA	1	5,445	880	14%	6,326
ADVENTHEALTH CENTRA CARE KISSIMMEE		5,683	633	10%	6,316
SOLARIS DIAGNOSTICS	10	5,729	576	9%	6,315
ST JOSEPHS NORTH HOSPITAL LAB	7	5,403	892	14%	6,302

# COVID-19: testing by laboratory

Data through Mar 14, 2021 verified as of Mar 15, 2021 at 09:25 AM

Data in this report are provisional and subject to change.

The numbers in the table below represent the number of Florida and non-Florida residents for whom test results were received by the Department of Health. A person can be tested by more than one laboratory and can have both positive and negative results. **Therefore, the sum of the numbers in each column will be larger than the total number of people tested.**

Reporting lab	Inconclusive	Negative	Positive	Percent positive	Total
MEDEXPRESS URGENT CARE OF BOYNTON BEACH LLC		5,837	465	7%	6,302
ST PETERSBURG GENERAL HOSPITAL		5,295	947	15%	6,242
ADVENTIST HEALTH SYSTEMS, SUNBELT INC		5,383	755	12%	6,138
SUNCOAST PATHOLOGY ASSOCIATES		5,578	527	9%	6,105
FORT WALTON BEACH MEDICAL CENTER		5,210	890	15%	6,100
CLINICAL REFERENCE LABORATORY	2	5,739	300	5%	6,041
QDX PATHOLOGY SERVICES	2	5,559	385	6%	5,946
EMPIRE CITY LABORATORIES INC	68	5,046	817	14%	5,931
EGLIN AIR FORCE BASE	13	4,290	1,618	27%	5,921
BAYFRONT HEALTH - VENICE REGIONAL MEDICAL	1	5,374	537	9%	5,912
ADVENTHEALTH CENTRA CARE ALTAMONTE		5,161	728	12%	5,889
MEDEXPRESS URGENT CARE HUDSON		5,049	781	13%	5,830
FLORIDA HOSPITAL NORTH PINELLAS	11	5,335	474	8%	5,820
BAPTIST HEALTH SOUTH FLORIDA - PEMBROKE PINES URGENT CARE		4,800	963	17%	5,763
NORTHWEST FLORIDA COMMUNITY HOSPITAL	43	4,275	1,425	25%	5,743
URGENT CARE OF THE PALM BEACHES		4,825	907	16%	5,732
PARAMOUNT URGENT CARE	2	2,901	2,801	49%	5,704
DYNIX DIAGNOSTIX		5,170	516	9%	5,686
MICROGEN DX	4	4,964	698	12%	5,666
LEE HEALTH CONVENIENT CARE - PAGE FIELD		4,955	657	12%	5,612
ADVENTHEALTH CENTRA CARE AZALEA PARK		4,773	783	14%	5,556
ADVENTHEALTH EXPRESS CARE		4,561	993	18%	5,554
AHCC WESLEY CHAPEL		4,938	594	11%	5,532
SOUTH FLORIDA BAPTIST HOSPITAL MICRO	4	4,606	909	16%	5,519
ANGEL KIDS PEDIATRICS		5,180	310	6%	5,490
SUNRISE MEDICAL LABORATORIES	2	5,093	379	7%	5,474
DOCTORS URGENT CARE LLC	1	4,439	1,008	19%	5,448
TROPICANA FIELD - LOT 2	19	4,936	490	9%	5,445
ADVENTHEALTH CENTRA CARE OVIEDO		4,649	755	14%	5,404
PUTNAM COMMUNITY MEDICAL CENTER		4,709	685	13%	5,394
PRO CLINIC		4,326	1,067	20%	5,393
COASTAL MED URGENT CARE		3,817	1,489	28%	5,306
MARTIN HOSPITAL SOUTH LAB		4,966	288	5%	5,254
MEDICAL DNA LABS LLC	3	4,789	459	9%	5,251
BAPTIST HEALTH SOUTH FLORIDA - CORAL SPRINGS URGENT CARE		4,447	729	14%	5,176
FLORIDA FAMILY LABORATORY, INC DBA	41	4,712	423	8%	5,176
MINUTECLINIC		4,465	706	14%	5,171
ADVENT HEALTH - HEART OF FLORIDA ER	1	4,463	706	14%	5,170
ESCAMBIA COMMUNITY CLINICS INC	8	3,878	1,259	24%	5,145
FLORIDA COMMUNITY HEALTH CENTER		4,065	1,069	21%	5,134
ACUTIS DIAGNOSTICS	17	4,096	1,008	20%	5,121
MINUTECLINIC LLC #3703		4,214	901	18%	5,115
ADVENTHEALTH CENTRA CARE LONGWOOD		4,499	609	12%	5,108
TRINITY SPRINGS		4,373	729	14%	5,102
UNIVERSITY HOSPITAL AND MEDICAL CENTER		3,859	1,205	24%	5,064
HEALTH FIRST ADVENTHEALTH CENTRA CARE - TITUSVILLE		4,270	758	15%	5,028
URGENT CARE CURE	2	4,318	707	14%	5,027

# COVID-19: testing by laboratory

Data through Mar 14, 2021 verified as of Mar 15, 2021 at 09:25 AM

Data in this report are provisional and subject to change.

The numbers in the table below represent the number of Florida and non-Florida residents for whom test results were received by the Department of Health. A person can be tested by more than one laboratory and can have both positive and negative results. **Therefore, the sum of the numbers in each column will be larger than the total number of people tested.**

Reporting lab	Inconclusive	Negative	Positive	Percent positive	Total
ADVENTHEALTH CENTRA CARE SOUTH ORANGE		4,316	699	14%	5,015
ADVENTHEALTH CENTRA CARE ORANGE LAKE		4,450	564	11%	5,014
BAPTIST HEALTH - NORTH		3,925	1,072	21%	4,997
DOCTORS URGENT CARE OF LUTZ LLC	1	3,976	962	19%	4,939
PALMS OF PASADENA HOSPITAL		4,369	526	11%	4,895
ADVENTHEALTH CENTRA CARE PORT ORANGE		4,119	774	16%	4,893
LABORATORY OF FLORIDA LLC	41	4,470	359	7%	4,870
MEDEXPRESS URGENT CARE - ESTERO		4,361	495	10%	4,856
ADVENTHEALTH CENTRA CARE SAND LAKE		4,337	495	10%	4,832
MEDEXPRESS URGENT CARE - ROYAL PALM BEACH		4,321	508	11%	4,829
BAPTIST HEALTH SOUTH FLORIDA - TAMiami TRAIL URGENT CARE		3,884	935	19%	4,819
PEDIATRIC HEALTH CARE ALLIANCE PA		4,416	400	8%	4,816
THE CENTER FOR URGENT CARE	3	3,988	789	17%	4,780
BAPTIST HEALTH SOUTH FLORIDA - KENDALE LAKES URGENT CARE		3,848	931	19%	4,779
ADVENTHEALTH CENTRA CARE LEESBURG		3,905	866	18%	4,771
WESTCHESTER HOSPITAL	23	3,858	883	19%	4,764
DOCTORS HOSPITAL OF SARASOTA CLINICAL LABORATORY		4,139	604	13%	4,743
MEDCOMP SCIENCES LLC	97	2,758	1,878	40%	4,733
HEALTH FIRST ADVENTHEALTH CENTRA CARE GATEWAY	1	4,250	474	10%	4,725
TALLAHASSEE PRIMARY CARE ASSOCIATES		4,145	578	12%	4,723
MEDEXPRESS URGENT CARE - GOLDEN GATE		4,186	524	11%	4,710
MEDEXPRESS URGENT CARE PALM BEACH GARDENS		4,249	398	9%	4,647
RAULERSON HOSPITAL		3,833	784	17%	4,617
NIGHT LITE PEDIATRICS	4	3,341	1,254	27%	4,599
BAPTIST HEALTH SOUTH FLORIDA - CORAL GABLES (UNIVERSITY) URGENT CARE		3,962	627	14%	4,589
MINUTECLINIC LLC #1067		3,958	590	13%	4,548
BAPTIST HEALTH SOUTH FLORIDA - PINECREST URGENT CARE		3,890	622	14%	4,512
MOFFITT CANCER CENTER	6	4,398	97	2%	4,501
MEASE DUNEDIN HOSPITAL	5	4,017	459	10%	4,481
MINUTECLINIC LLC		3,864	607	14%	4,471
BAPTIST HEALTH SOUTH FLORIDA - CORAL GABLES URGENT CARE		3,719	745	17%	4,464
PARAMOUNT URGENT CARE - WINDERMERE	2	2,912	1,506	34%	4,420
SPORTS DRUG TESTING LABORATORY	67	4,187	127	3%	4,381
MINUTECLINIC LLC #8396		3,715	637	15%	4,352
BAPTIST HEALTH SOUTH FLORIDA - PALMETTO BAY URGENT CARE		3,637	698	16%	4,335
BAYFRONT HEALTH - SEVEN RIVERS		3,944	373	9%	4,317
BETHESDA HOSPITAL WEST		3,857	438	10%	4,295
MEDEXPRESS URGENT CARE - LAKELAND		3,772	517	12%	4,289
ASCENSION SACRED HEART - EMERALD COAST		3,553	720	17%	4,273
PALMS MEDICAL GROUP	5	2,966	1,278	30%	4,249
VENTURE MEDICAL OF FLORIDA LLC		3,845	314	8%	4,159
LEE DAVIS COMMUNITY RESOURCE CENTER		3,649	502	12%	4,151
PREMIER URGENT CARE OF BREVARD LLC	4	3,618	511	12%	4,133
GENESIS DIAGNOSTICS		3,879	242	6%	4,121
FAU		3,847	269	7%	4,116
ADVENTHEALTH PROMPT CARE	2	2,946	1,123	28%	4,071
BAYA PHARMACY & URGENT CARE		2,991	1,078	26%	4,069

# COVID-19: testing by laboratory

Data through Mar 14, 2021 verified as of Mar 15, 2021 at 09:25 AM

Data in this report are provisional and subject to change.

The numbers in the table below represent the number of Florida and non-Florida residents for whom test results were received by the Department of Health. A person can be tested by more than one laboratory and can have both positive and negative results. **Therefore, the sum of the numbers in each column will be larger than the total number of people tested.**

Reporting lab	Inconclusive	Negative	Positive	Percent positive	Total
TWIN CITIES HOSPITAL	1	3,561	506	12%	4,068
BAYFRONT HEALTH - BROOKSVILLE		3,592	471	12%	4,063
US BIOTEK LABORATORIES	15	3,677	367	9%	4,059
NIGHT LITE PEDIATRICS URGENT CARE	1	3,417	638	16%	4,056
MEMORIAL HOSPITAL- MIRAMAR	12	3,727	310	8%	4,049
AMELIA URGENT CARE		2,428	1,589	40%	4,017
PHYSICIANS REGIONAL MEDICAL CENTER - PINE RIDGE RD	1	3,265	740	18%	4,006
MINUTECLINIC LLC # 0709		3,414	572	14%	3,986
ADVENTHEALTH CENTRA CARE COLONIAL TOWN	2	3,552	412	10%	3,966
HOLMES REG MED CENTER CLINICAL LAB		3,423	513	13%	3,936
DOCTORS TEST CENTERS		3,469	446	11%	3,915
ADVENTHEALTH CENTRA CARE		3,478	427	11%	3,905
DESOTO MEMORIAL HOSPITAL	3	3,201	699	18%	3,903
ENGLEWOOD COMMUNITY HOSPITAL		3,519	347	9%	3,866
BAYFRONT HEALTH - PUNTA GORDA		3,555	286	7%	3,841
ALTRU DIAGNOSTICS INC	2	3,643	162	4%	3,807
ACCU REFERENCE MEDICAL LAB	9	3,016	780	20%	3,805
WELLINGTON REGIONAL MEDICAL CENTER		3,429	319	9%	3,748
LAKE SIDE MEDICAL CENTER		2,925	790	21%	3,715
BAYFRONT HEALTH - SPRING HILL		3,346	316	9%	3,662
MINUTE CLINIC LLC		3,170	471	13%	3,641
BAPTIST HEALTH SOUTH FLORIDA - DAVIE URGENT CARE		3,000	637	18%	3,637
CLARITY LAB SOLUTIONS LLC		3,608	4	0%	3,612
ADVENTIST HEALTH SYSTEMS SUNBELT IN DBA		3,214	393	11%	3,607
SIPARADIGM LLC	53	3,303	244	7%	3,600
MEDEXPRESS URGENT CARE CAPE CORAL		3,076	504	14%	3,580
PHARMCO RX	2	3,316	243	7%	3,561
QUICK CARE MED PL	2	2,878	642	18%	3,522
BAPTIST HEALTH SOUTH FLORIDA - WESTON URGENT CARE		3,027	424	12%	3,451
MIDWAY SPECIALTY CARE CENTER DIAGNOSTICS	38	3,121	238	7%	3,397
MINUTECLINIC LLC #3631		2,880	513	15%	3,393
IMMOKALEE CHD		3,155	234	7%	3,389
MC DIAGNOSTIC OF CONNECTICUT, PC #2220		2,925	458	14%	3,383
BARTOW REGIONAL MEDICAL CENTER	1	2,827	534	16%	3,362
HIGHLANDS REGIONAL MEDICAL CENTER		2,614	737	22%	3,351
HEALTH FIRST ADVENTHEALTH CENTRA CARE COCOA		3,030	320	10%	3,350
MINUTECLINIC LLC 5852		2,852	486	15%	3,338
MINUTECLINIC LLC #3463		2,774	532	16%	3,306
PRECISION HEALTH SOLUTIONS		3,099	172	5%	3,271
PROHEALTH	3	1,701	1,562	48%	3,266
BRASHEAR'S VITAL CARE CORP		2,586	663	20%	3,249
BAPTIST HEALTH URGENT CARE AT SAWGRASS		2,706	536	17%	3,242
MINUTECLINIC LLC #5249		2,605	628	19%	3,233
MEDEXPRESS URGENT CARE LEHIGH ACRES		2,816	404	13%	3,220
VERILY LIFE SCIENCES		3,180	38	1%	3,218
MINUTECLINIC LLC #5253		2,642	544	17%	3,186
BAPTIST HEALTH SOUTH FLORIDA - BRICKELL URGENT CARE		2,640	539	17%	3,179

# COVID-19: testing by laboratory

Data through Mar 14, 2021 verified as of Mar 15, 2021 at 09:25 AM

Data in this report are provisional and subject to change.

The numbers in the table below represent the number of Florida and non-Florida residents for whom test results were received by the Department of Health. A person can be tested by more than one laboratory and can have both positive and negative results. **Therefore, the sum of the numbers in each column will be larger than the total number of people tested.**

Reporting lab	Inconclusive	Negative	Positive	Percent positive	Total
HEALTH FIRST ADVENTHEALTH CENTRA CARE MALABAR		2,818	306	10%	3,124
SELECT LABORATORIES - MARION COUNTY, FL LLC	5	2,810	306	10%	3,121
HOLIDAY CVS LLC DBA CVS PHARMACY #5154		3,016	84	3%	3,100
ADVENTHEALTH CENTRA CARE KIDS LAKE MARY		2,870	225	7%	3,095
MEDEXPRESS URGENT CARE - DELAND		2,761	326	11%	3,087
CARENOW URGENT CARE		1,897	1,177	38%	3,074
WALGREEN CO	2	2,704	340	11%	3,046
ADVENT HEALTH CENTRA CARE -WINTER PARK KIDS URGENT CARE	4	2,755	257	9%	3,016
MINUTECLINIC LLC #5190		2,492	516	17%	3,008
PRIMEHEALTH URGENT CARE INC		2,573	427	14%	3,000
ADVENT HEALTH - NEW SMYRNA		2,371	578	20%	2,949
VETERANS AFFAIRS MEDICAL CENTER - ORLANDO	1	1,343	1,591	54%	2,935
MINUTECLINIC LLC #5854		2,471	464	16%	2,935
PARAMOUNT URGENT CARE INC		1,095	1,837	63%	2,932
MEMORIAL HOSPITAL PEMBROKE	3	2,584	342	12%	2,929
BMCT Molecular Diagnostics Subsection		2,411	500	17%	2,911
MEDONE PLLC		2,196	712	24%	2,908
MARION E FETHER MEDICAL CENTER, THE		2,652	244	8%	2,896
STONE CLINICAL LABORATORIES		2,790	96	3%	2,886
WALGREENS ORLANDO	3	2,537	340	12%	2,880
BLUE MED CONSULTANTS		2,753	108	4%	2,861
MINUTECLINIC LLC #4415		2,397	450	16%	2,847
BAPTIST HEALTH - CLAY		2,461	384	13%	2,845
ACCESS POINT HEALTHCARE URGENT & PRIMARY CARE	2	2,168	672	24%	2,842
MARINERS HOSPITAL	1	2,561	267	9%	2,829
BAPTIST HEALTH EMERGENCY CENTER COUNTRY WALK	1	2,390	435	15%	2,826
GESSLER CLINIC	2	1,891	902	32%	2,795
NXGEN MDX LLC	5	2,490	299	11%	2,794
LOWER KEYS MEDICAL CENTER		2,508	277	10%	2,785
MEDEXPRESS URGENT CARE - VERO BEACH		2,417	364	13%	2,781
SCION LAB SERVICES LLC	25	2,523	201	7%	2,749
CELESTA MEDICAL SERVICES LLC DBA - AMERICAN RESEARCH LABS		2,521	227	8%	2,748
MINUTECLINIC LLC #3662		2,340	398	15%	2,738
PARAMOUNT URGENT CARE - OVIEDO		1,894	830	30%	2,724
CITRUS MEMORIAL HOSPITAL LABORATORY		2,249	462	17%	2,711
MINUTECLINIC LLC #7886		2,346	360	13%	2,706
SACRED HEART HEALTH SYSTEM, INC	1	1,835	868	32%	2,704
MINUTECLINIC, LLC #4015		2,077	597	22%	2,674
PARAMOUNT URGENT CARE - ORLANDO		1,746	923	35%	2,669
BAPTIST HEALTHCARE - GULF BREEZE HOSPITAL	3	2,204	459	17%	2,666
EMERALD COAST URGENT CARE, LLC	1	1,968	660	25%	2,629
MINUTECLINIC LLC #5214		2,262	364	14%	2,626
MEDEXPRESS FORT MYERS		2,292	326	12%	2,618
MINUTECLINIC LLC #7887		2,301	317	12%	2,618
MEDEXPRESS URGENT CARE CORAL SPRINGS		2,342	262	10%	2,604
ADVENTHEALTH CENTRA CARE WINTER HAVEN	1	1,843	757	29%	2,601
ADVENTHEALTH CENTRA CARE CONWAY		2,215	382	15%	2,597

# COVID-19: testing by laboratory

Data through Mar 14, 2021 verified as of Mar 15, 2021 at 09:25 AM

Data in this report are provisional and subject to change.

The numbers in the table below represent the number of Florida and non-Florida residents for whom test results were received by the Department of Health. A person can be tested by more than one laboratory and can have both positive and negative results. **Therefore, the sum of the numbers in each column will be larger than the total number of people tested.**

Reporting lab	Inconclusive	Negative	Positive	Percent positive	Total
BAPTIST HEALTH - OAKLEAF		2,158	438	17%	2,596
MINUTECLINIC LLC #1771		2,198	398	15%	2,596
MINUTECLINIC LLC # 0514		2,284	302	12%	2,586
MINUTECLINIC LLC # 3930		2,233	345	13%	2,578
MINUTECLINIC LLC #4458		2,121	455	18%	2,576
ADVENT HEALTH - OCALA		2,124	447	17%	2,571
MINUTECLINIC LLC #1055		2,047	488	19%	2,535
MINUTECLINIC LLC #3814		2,143	391	15%	2,534
MINUTECLINIC LLC #7225		2,145	346	14%	2,491
MINUTECLINIC LLC # 3686		2,143	344	14%	2,487
KEYS AHEC SCHOOL MEDICAL CLINIC	15	2,338	121	5%	2,474
BAPTIST HEALTH SOUTH FLORIDA - MIAMI BEACH URGENT CARE		2,113	358	14%	2,471
MINUTECLINIC LLC #3003		1,980	490	20%	2,470
EMERALD COAST URGENT CARE LLC		1,804	654	27%	2,458
CAREFAST+	1	1,722	715	29%	2,438
BAYFRONTVENICEREGIONAL		2,335	93	4%	2,428
MEDEXPRESS URGENT CARE - CLEWISTON		2,036	389	16%	2,425
EXACT SCIENCES LABORATORIES, LLC		2,194	219	9%	2,413
COMMUNITY HEALTH NORTHWEST FLORIDA	4	1,856	549	23%	2,409
BAY MEDICAL CENTER SACRED HEART HEALTH SYSTEM		1,837	565	24%	2,402
MINUTECLINIC, LLC #3204		1,991	409	17%	2,400
MINUTECLINIC LLC #3257		1,993	393	16%	2,386
MINUTECLINIC LLC #3291		2,082	298	13%	2,380
MINUTECLINIC LLC #3705		2,083	291	12%	2,374
PHYSICIANS STAT LAB	3	1,066	1,304	55%	2,373
MINUTECLINIC LLC #7973		2,056	305	13%	2,361
WHOLE FAMILY HEALTH CENTER INC		1,954	382	16%	2,336
DONALD W ROBERTSON DO PA		1,816	508	22%	2,324
DR G'S URGENT CARE		2,008	310	13%	2,318
PHYSICIAN ASSOCIATES		2,068	239	10%	2,307
LEE HEALTH - COCONUT POINT CLINICAL LAB	2	1,872	433	19%	2,307
MINUTECLINIC LLC # 7933		2,031	268	12%	2,299
MINUTECLINIC, LLC #5817		1,892	404	18%	2,296
MINUTECLINIC LLC #3748		1,859	422	19%	2,281
PHYSICIANS PRIMARY CARE	2	2,043	232	10%	2,277
PATIENTS FIRST - THOMASVILLE ROAD		2,011	263	12%	2,274
MEDEXPRESS URGENT CARE BOCA RATON		2,062	205	9%	2,267
AMELIA EXPRESS CARE LLC	10	1,930	312	14%	2,252
PHYSICIANS REGIONAL MEDICAL CENTER - COLLIER BLVD	1	1,527	724	32%	2,252
MINUTECLINIC LLC #3255		1,963	288	13%	2,251
MINUTECLINIC, LLC (CLINIC 10699)		1,943	299	13%	2,242
MINUTECLINIC LLC #5069		1,872	368	16%	2,240
MINUTECLINIC LLC #7173		1,964	272	12%	2,236
ADVENT HEALTH - DADE CITY		1,958	277	12%	2,235
PRIMEHEALTH URGENT CARE	1	1,865	361	16%	2,227
FLORIDA MEDICAL CLINIC	3	1,010	1,205	54%	2,218
MINUTECLINIC LLC #5924		1,897	320	14%	2,217

# COVID-19: testing by laboratory

Data through Mar 14, 2021 verified as of Mar 15, 2021 at 09:25 AM

Data in this report are provisional and subject to change.

The numbers in the table below represent the number of Florida and non-Florida residents for whom test results were received by the Department of Health. A person can be tested by more than one laboratory and can have both positive and negative results. **Therefore, the sum of the numbers in each column will be larger than the total number of people tested.**

Reporting lab	Inconclusive	Negative	Positive	Percent positive	Total
TAMPA COMMUNITY HOSPITAL		1,885	322	15%	2,207
AFC PHYSICIANS OF FLORIDA		1,676	527	24%	2,203
MINUTECLINIC LLC #5216		1,898	304	14%	2,202
MINUTECLINIC LLC #4024		1,894	294	13%	2,188
MINUTECLINIC LLC # 3579		1,848	339	16%	2,187
MINUTECLINIC LLC #4612		1,754	429	20%	2,183
MINUTECLINIC LLC #3654		1,815	368	17%	2,183
CORE DIAGNOSTIC LABORATORIES LLC	17	1,837	323	15%	2,177
ASSOCIATED PATHOLOGISTS, LLC	3	1,789	382	18%	2,174
ASCENSION SACRED HEART - GULF		1,649	522	24%	2,171
BOND URGENT CARE LLC		1,626	542	25%	2,168
HEALTH CARE DISTRICT OF PALM BEACH COUNTY	1	1,961	201	9%	2,163
PARRISH MEDICAL CENTER	1	1,879	262	12%	2,142
MEDIQUICK URGENT CARE CENTERS INC		1,569	573	27%	2,142
CHARLES AIESI CONSULTING INC	11	1,887	243	11%	2,141
UNIVERSITY OF NORTH FLORIDA STUDENT HEALTH		2,050	69	3%	2,119
INTELEX LABS, LLC		2,036	65	3%	2,101
MINUTECLINIC LLC #3648		1,703	394	19%	2,097
MINUTECLINIC LLC #3285		1,807	275	13%	2,082
EMERGENCY PHYSICIANS MEDICAL CENTER		1,001	1,074	52%	2,075
FLOWERS HOSPITAL		1,877	188	9%	2,065
MINUTECLINIC LLC #1807		1,737	321	16%	2,058
MINUTECLINIC LLC #3635		1,785	256	13%	2,041
AFC PHYSICIANS OF FLORIDA PA		1,549	477	24%	2,026
JACKSON HOSPITAL CLINICAL LABORATORY		1,721	290	14%	2,011
MINUTECLINIC LLC #4201		1,750	254	13%	2,004
NCHMD INC		1,678	311	16%	1,989
LAKE WALES MEDICAL CENTER INC		1,723	258	13%	1,981
MINUTECLINIC LLC #1821		1,783	195	10%	1,978
JUPITER MEDICAL CENTER URGENT CARE		1,511	466	24%	1,977
MEDIPATH LLC		1,628	344	17%	1,972
GENUS3		1,892	72	4%	1,964
DOC SMILEY'S URGENT CARE		1,706	247	13%	1,953
MINUTECLINIC LLC #476		1,688	260	13%	1,948
MEDEXPRESS PORT CHARLOTTE		1,753	177	9%	1,930
PENSACOLA PEDIATRICS PA	1	1,760	169	9%	1,930
STEWART ROCKLEDGE HOSPITAL	1	1,654	262	14%	1,917
MINI ER WATERFORD LAKES, THE		1,638	268	14%	1,906
NCH NORTHEAST	7	1,491	405	21%	1,903
MINUTECLINIC LLC #1350		1,660	241	13%	1,901
MINUTECLINIC LLC #8381		1,634	264	14%	1,898
MEDFAST URGENT CARE CENTERS LLC		564	1,325	70%	1,889
MINUTECLINIC LLC #6007		1,633	255	14%	1,888
MARTIN HEALTH SYSTEM - ST LUCIE WEST		1,701	173	9%	1,874
DOC SMILEYS URGENT CARE LLC		1,499	342	19%	1,841
BARDMOOR LABORATORY	9	1,541	272	15%	1,822
LITTLE PINE PEDIATRICS	1	1,543	273	15%	1,817

# COVID-19: testing by laboratory

Data through Mar 14, 2021 verified as of Mar 15, 2021 at 09:25 AM

Data in this report are provisional and subject to change.

The numbers in the table below represent the number of Florida and non-Florida residents for whom test results were received by the Department of Health. A person can be tested by more than one laboratory and can have both positive and negative results. **Therefore, the sum of the numbers in each column will be larger than the total number of people tested.**

Reporting lab	Inconclusive	Negative	Positive	Percent positive	Total
KETAMINE HEALTH CENTERS LLC	1	1,661	152	8%	<b>1,814</b>
FIU-HEALTH AUXILIARY LABORATORY	6	1,692	104	6%	<b>1,802</b>
OPTUM LABS LLC	1	1,614	177	10%	<b>1,792</b>
MINUTECLINIC, LLC # 4469		1,548	244	14%	<b>1,792</b>
RIVER TOWN DIAGNOSTIC LLC		1,470	286	16%	<b>1,756</b>
NEIGHBORHOOD MEDICAL CENTER INC	17	1,534	182	11%	<b>1,733</b>
Community_Health		1,533	199	11%	<b>1,732</b>
LAKELAND REGIONAL HEALTH PABLO		1,505	219	13%	<b>1,724</b>
MINUTECLINIC LLC #5157		1,503	219	13%	<b>1,722</b>
BAPTIST HEALTH EMERGENCY CENTER AT WEST CORAL WAY		1,365	354	21%	<b>1,719</b>
GENOME LLC	2	1,571	129	8%	<b>1,702</b>
MINUTECLINIC LLC #3637		1,360	341	20%	<b>1,701</b>
SPARROW HEALTHCARE	2	1,444	254	15%	<b>1,700</b>
NORTH SHORE LONG ISLAND JEWISH HEALTH	1	1,605	87	5%	<b>1,693</b>
JW PLASTIC SURGERY		1,449	244	14%	<b>1,693</b>
LABORATORY SPECIALISTS OF MICHIGAN		1,398	289	17%	<b>1,687</b>
IGENOMIX USA LLC	47	1,482	157	9%	<b>1,686</b>
MINUTECLINIC LLC #3236		1,428	244	15%	<b>1,672</b>
MINUTECLINIC LLC #1815		1,472	194	12%	<b>1,666</b>
BAYFRONT HEALTH - CITRUS HILLS		1,437	212	13%	<b>1,649</b>
GENESIS LABORATORY MANAGEMENT	14	1,387	230	14%	<b>1,631</b>
LABTECH DIAGNOSTIC		1,342	286	18%	<b>1,628</b>
MINUTECLINIC LLC #214		1,385	237	15%	<b>1,622</b>
FLAGLER HOSPITAL LABORATORY	8	610	985	61%	<b>1,603</b>
OPTEO LABORATORY		1,566	34	2%	<b>1,600</b>
ELLENTON URGENT CARE		1,361	234	15%	<b>1,595</b>
MINUTECLINIC, LLC #3245		1,279	300	19%	<b>1,579</b>
SHELL POINT NURSING PAVILION	1	1,506	71	4%	<b>1,578</b>
ARCPOINT LABS		1,023	550	35%	<b>1,573</b>
MELBOURNE MEDICAL LABORATORY	2	1,365	202	13%	<b>1,569</b>
ASSURANCE SCIENTIFIC LABORATORIES	1	1,281	283	18%	<b>1,565</b>
WHITE WILSON MEDICAL CENTER		203	1,324	87%	<b>1,527</b>
BAPTIST HEALTH SOUTH FLORIDA - COUNTRY WALK URGENT CARE EXPRESS		1,277	228	15%	<b>1,505</b>
ED FRASER MEMORIAL HOSPITAL		1,257	244	16%	<b>1,501</b>
BIOCERNA LLC	9	1,288	165	11%	<b>1,462</b>
ADVANCED MEDICAL OF NAPLES LLC		1,295	161	11%	<b>1,456</b>
VITRO MOLECULAR LABORATORIES	50	1,313	90	6%	<b>1,453</b>
ADVANCE MEDICAL OF NAPLES		326	1,124	78%	<b>1,450</b>
FLORIDA DEPARTMENT OF HEALTH IN POLK COUNTY	2	1,121	321	22%	<b>1,444</b>
UHEALTH DEERFIELD BEACH/UMSYLVESTER DEERFIELD BEACH LABORATORY	3	1,380	55	4%	<b>1,438</b>
PROJECT HEALTH, INC SUMTERVILLE	5	1,172	253	18%	<b>1,430</b>
PATIENTS CHOICE LABORATORIES		831	592	42%	<b>1,423</b>
UNIVERSITY OF ALABAMA AT BIRMINGHAM		1,379	44	3%	<b>1,423</b>
COASTAL LABORATORIES	1	1,120	287	20%	<b>1,408</b>
MEDEXPRESS URGENT CARE - JAX ATLANTIC BLVD		1,207	200	14%	<b>1,407</b>
BAPTIST HEALTHCARE - JAY HOSPITAL	3	1,020	372	27%	<b>1,395</b>
MEDICAL CONSULTANTS OF FLORIDA, LLC	2	1,168	225	16%	<b>1,395</b>

# COVID-19: testing by laboratory

Data through Mar 14, 2021 verified as of Mar 15, 2021 at 09:25 AM

Data in this report are provisional and subject to change.

The numbers in the table below represent the number of Florida and non-Florida residents for whom test results were received by the Department of Health. A person can be tested by more than one laboratory and can have both positive and negative results. **Therefore, the sum of the numbers in each column will be larger than the total number of people tested.**

Reporting lab	Inconclusive	Negative	Positive	Percent positive	Total
PEDIATRIC HEALTH CARE ALLIANCE - NORTHDAL		1,268	117	8%	1,385
READY RESPONDERS FLORIDA, PLLC		1,203	181	13%	1,384
BAPTIST HEALTH SOUTH FLORIDA - KEY BISCANE URGENT CARE EXPRESS		1,211	169	12%	1,380
TEMPUS CLINICAL LABORATORY	10	1,208	148	11%	1,366
EUROFINS NTD, LLC		1,320	44	3%	1,364
GENOSUR LLC	1	1,348	12	1%	1,361
ASCENSION ST VINCENT'S - SOUTHSIDE		1,309	49	4%	1,358
FIRST QUALITY LABORATORY		1,261	88	7%	1,349
VA PAIN CLINIC	4	1,293	52	4%	1,349
PARAMOUNT URGENT CARE VILLAGES		912	436	32%	1,348
TREASURE COAST MEDICAL ASSOCIATES INC		747	600	45%	1,347
NYU HOSPITALS CENTER CLINICAL LABORATORIES		1,296	44	3%	1,340
UHEALTH CLINIC AT WALGREENS		1,085	252	19%	1,337
SMA LAB	9	1,175	151	11%	1,335
OPTUMCARE FLORIDA LLC		1,070	260	20%	1,330
AMELIA EXPRESS CARE	1	729	598	45%	1,328
CAREMED CLINIC LLC	1	1,038	276	21%	1,315
ER QUICKCARE PL		1,129	186	14%	1,315
CAREFAST MURABELLA		845	462	35%	1,307
MINUTECLINIC LLC #8927		1,110	191	15%	1,301
VRL EUROFINS		1,243	37	3%	1,280
PROHEALTH MEDICAL CLINIC		660	618	48%	1,278
MINUTECLINIC LLC #5187		1,119	159	12%	1,278
PATIENTS FIRST LAKE ELLA MEDICAL CENTER		1,133	143	11%	1,276
INNOVATIVE TRANSFUSION MEDICINE, INC	11	1,094	167	13%	1,272
SPECTOR SCIENTIFIC LAB	11	694	563	44%	1,268
APALACHEE CORRECTIONAL INSTITUTION EAST UNIT		1,241	26	2%	1,267
TOM LEE COMMUNITY HEALTH CENTER		831	436	34%	1,267
ST ANNES NURSING CENTER		1,229	25	2%	1,254
HOLIDAY CVS LLC DBA CVSPHARMACY #5155		1,184	57	5%	1,241
MIAMI JEWISH HEALTH SYSTEMS		1,180	58	5%	1,238
VAVA PARTNERS LLC		441	797	64%	1,238
PALM BAY HOSPITAL CLINICAL LABORATORY		863	360	29%	1,223
CLINICORE		1,124	91	7%	1,215
XPRESS URGENT CARE	4	1,026	181	15%	1,211
LAB24 INC	3	533	673	56%	1,209
MYTEST DIAGNOSTICS		1,147	62	5%	1,209
SOLARIS HEALTHCARE PALATKA		1,102	104	9%	1,206
SUNRISE URGENT CARE ASSOCIATES LLC D/B/A	9	796	400	33%	1,205
PREMIER MEDICAL	1	1,103	94	8%	1,198
ACCESS MEDICAL LABS		746	448	38%	1,194
STAGEZERO LIFE SCIENCES INC	3	1,078	99	8%	1,180
ST PETERSBURG PEDIATRICS	1	1,060	113	10%	1,174
NORTH FLORIDA PEDIATRICS-TALLAHASSEE	1	1,071	99	8%	1,171
MINUTECLNIC LLC		1,037	132	11%	1,169
EPN URGENT CARE NAPLES	2	792	373	32%	1,167
PARAMOUNT URGENT CARE - CLERMONT		686	478	41%	1,164

# COVID-19: testing by laboratory

Data through Mar 14, 2021 verified as of Mar 15, 2021 at 09:25 AM

Data in this report are provisional and subject to change.

The numbers in the table below represent the number of Florida and non-Florida residents for whom test results were received by the Department of Health. A person can be tested by more than one laboratory and can have both positive and negative results. **Therefore, the sum of the numbers in each column will be larger than the total number of people tested.**

Reporting lab	Inconclusive	Negative	Positive	Percent positive	Total
ADVANCED DIAGNOSTIC LABORATORY		1,116	47	4%	<b>1,163</b>
ADVENTHEALTH CENTRA CARE TRINITY		1,010	151	13%	<b>1,161</b>
PROFESSIONAL HEALTH EXAMINERS DBA PROHEALTH	1	934	219	19%	<b>1,154</b>
ADDICTION LABS OF AMERICA	3	1,063	78	7%	<b>1,144</b>
COASTAL PEDIATRIC GROUP		988	153	13%	<b>1,141</b>
BIO-TECH CLINICAL LABORATORIES INC		995	146	13%	<b>1,141</b>
NAPLES URGENT CARE	1	732	408	36%	<b>1,141</b>
PALM HARBOR PHARMACY		988	150	13%	<b>1,138</b>
CAPSTONE HEALTHCARE		802	330	29%	<b>1,132</b>
VERITAS GENETICS	61	943	119	11%	<b>1,123</b>
ARCPOINT LABS OF CORAL SPRINGS FL		984	120	11%	<b>1,104</b>
XYZ LABORATORY	8	942	146	13%	<b>1,096</b>
STEWART REFERENCE LABORATORY	1	611	482	44%	<b>1,094</b>
NORTH FLORIDA PEDIATRICS - LAKE CITY		879	210	19%	<b>1,089</b>
USF MORSANI CENTER FOR ADVANCED HEALTH CARE		955	132	12%	<b>1,087</b>
PROJECT HEALTH INC	4	926	156	14%	<b>1,086</b>
RAINBOW RIVER MEDICAL LABORATORY		977	83	8%	<b>1,060</b>
HENDRY REGIONAL MEDICAL CENTER CLINICAL LABORATORY		809	248	23%	<b>1,057</b>
CARENOW URGENT CARE - FORT PIERCE		732	316	30%	<b>1,048</b>
PRIMARY CARE OF THE TREASURE COAST		912	132	13%	<b>1,044</b>
ABSOLUTE GENOMICS	1	850	190	18%	<b>1,041</b>
PRIMARY CARE SOUTH INC		634	404	39%	<b>1,038</b>
BROWNWOOD CARE CENTER		885	143	14%	<b>1,028</b>
GENEIQ		970	55	5%	<b>1,025</b>
LPG COCONUT POINT		836	170	17%	<b>1,006</b>
QUICK CARE MED		769	236	23%	<b>1,005</b>
LENCO MEDICAL LABORATORY		957	48	5%	<b>1,005</b>
PROFESSIONAL HEALTH EXAMINERS		860	144	14%	<b>1,004</b>
VERITOR		850	152	15%	<b>1,002</b>
LAKELAND REGIONAL HEALTH - PWC/OB		36	954	96%	<b>990</b>
NORTH VISTA HOSPITAL LABORATORY		838	143	15%	<b>981</b>
PHAROS HEALTH		736	244	25%	<b>980</b>
MINUTECLINIC, LLC DBA MINUTECLINIC #4717		934	41	4%	<b>975</b>
PEDIATRICS OF CENTRAL FLORIDA PA	20	889	50	5%	<b>959</b>
TYNDALL AIR FORCE BASE		752	206	22%	<b>958</b>
CATALYST WALK IN CLINIC		757	197	21%	<b>954</b>
GROWING TOGETHER PEDIATRICS LLC		890	58	6%	<b>948</b>
HISTOPATHOLOGY SERVICES, LLC		830	105	11%	<b>935</b>
THE HEALTH CENTER OF PLANT CITY		859	75	8%	<b>934</b>
FISHERMENS HOSPITAL CLINICAL LAB		847	83	9%	<b>930</b>
VRL EUROFINs - DALLAS		915	13	1%	<b>928</b>
GENE TOX WORLDWIDE	60	736	125	14%	<b>921</b>
INTEGRITY LABORATORIES, LLC	4	752	164	18%	<b>920</b>
INTERLACHEN PEDIATRICS		886	34	4%	<b>920</b>
NORTH FLORIDA PEDIATRICS PA - SUWANNEE	3	785	125	14%	<b>913</b>
GRAVITY DIAGNOSTICS, LLC	3	792	117	13%	<b>912</b>
HEALTH CENTRAL CLINICAL LABORATORY		827	75	8%	<b>902</b>

# COVID-19: testing by laboratory

Data through Mar 14, 2021 verified as of Mar 15, 2021 at 09:25 AM

Data in this report are provisional and subject to change.

The numbers in the table below represent the number of Florida and non-Florida residents for whom test results were received by the Department of Health. A person can be tested by more than one laboratory and can have both positive and negative results. **Therefore, the sum of the numbers in each column will be larger than the total number of people tested.**

Reporting lab	Inconclusive	Negative	Positive	Percent positive	Total
FAST TRACK URGENT CARE CENTER		4	896	100%	900
UNIVERSITY OF WEST FLORIDA STUDENT HEALTH SERVICES	1	774	123	14%	898
WOODLANDS MEDICAL SPECIALISTS		637	260	29%	897
COVANCE CLINICAL RESEARCH UNIT INC		872	24	3%	896
TACACHALE CLINICAL LABORATORY	1	847	47	5%	895
CAPE CANAVERAL HOSPITAL		619	268	30%	887
INTERLACHEN PEDIATRICS PA		845	39	4%	884
PENSACOLA PEDIATRICS	2	636	235	27%	873
BAPTIST HEALTH - MD ANDERSON CANCER CENTER		867	5	1%	872
C.W. BILL YOUNG VA MEDICAL CENTER	1	21	849	97%	871
EAST LAKE PEDIATRICS		760	109	13%	869
LEE COUNTY EMERGENCY MEDICAL SERVICE	1	746	116	13%	863
ADVENTHEALTH EXPRESS CARE AT WALGREENS		751	111	13%	862
CREEKSIDE CARE CENTER	1	709	148	17%	858
NORTH FLORIDA PEDIATRICS PA	2	734	113	13%	849
CONSULATE HEALTH CARE OF NEW PORT RICHEY	2	712	124	15%	838
HALIFAX MEDICAL CENTER-PORT ORANGE LAB		713	120	14%	833
DEPARTMENT OF CLINICAL LABS		815	18	2%	833
FLORIDA HOSPITAL ORLANDO		743	74	9%	817
NORTH SHORE LIJ URGENT CARE PC		770	47	6%	817
COASTAL PHYSICIANS, LLC		658	157	19%	815
CVS HEALTH		637	178	22%	815
ASAP LABS LLC	7	655	151	19%	813
STATMED OCALA	4	657	152	19%	813
MOLECULAR TESTING LABS		758	53	7%	811
ASCENSION ST VINCENT'S - CLAY		775	35	4%	810
REDI MED LLC		650	158	20%	808
Point of Care Testing	1	116	687	85%	804
PALM BEACH ATLANTIC UNIVERSITY		781	19	2%	800
NITE LITE PEDIATRICS		234	564	71%	798
CRUCIAL CARE EMERGENCY MEDICINE DOCTORS		639	158	20%	797
ENCOMPASS HEALTH		774	21	3%	795
CHILDRENS MEDICAL ASSOCIATION		720	72	9%	792
Tampa Lakes Health and Rehabilitation Center	2	715	73	9%	790
NORTH OKALOOSA MEDICAL CENTER		456	333	42%	789
NONE		308	479	61%	787
LOOP PEDIATRICS PA	3	663	121	15%	787
DYNIX DIAGNOSTICS	2	527	257	33%	786
JACKSONVILLE BEACH PEDIATRIC CARE CENTER		720	64	8%	784
PRIMARY CARE SERVICES AT INDIAN RIVER ESTATES		758	24	3%	782
FAMILY HEALTH CENTERS OF SWF LABS	2	690	90	12%	782
CARE ONE OF FLORIDA LLC		536	243	31%	779
PRIMARY CARE SERVICES AT ST ANDREWS ESTATES		772			772
NCHMD, INC SOUTHEAST IMMEDIATE CARE		593	173	23%	766
MIDWAY SPECIATLY CARE CENTER		544	221	29%	765
MACDILL AIR FORCE BASE		712	51	7%	763
VITAS HEALTHCARE CORPORATION OF FLA	1	755	5	1%	761

# COVID-19: testing by laboratory

Data through Mar 14, 2021 verified as of Mar 15, 2021 at 09:25 AM

Data in this report are provisional and subject to change.

The numbers in the table below represent the number of Florida and non-Florida residents for whom test results were received by the Department of Health. A person can be tested by more than one laboratory and can have both positive and negative results. **Therefore, the sum of the numbers in each column will be larger than the total number of people tested.**

Reporting lab	Inconclusive	Negative	Positive	Percent positive	Total
CENTRAL FLORIDA HEALTH CARE INC		649	110	14%	759
Victoria Nursing and Rehabilitation Center		704	53	7%	757
AMERICAN FAMILY CARE PENSACOLA WEST		222	533	71%	755
VENICE REGIONAL BAYFRONT HEALTH (PULMONARY)		637	117	16%	754
24 HOUR PEDIATIC CARE CENTER	4	695	55	7%	754
NORTHEAST FLORIDA NEUROLOGY CLINICS, INC		637	113	15%	750
ANY LAB TEST NOW	1	500	242	33%	743
CALHOUN LIBERTY HOSPITAL		584	158	21%	742
SOLARIS HEALTHCARE CHARLOTTE HARBOR		690	47	6%	737
CLINICAL PATHOLOGY LABS INC		664	73	10%	737
SANTA ROSA MEDICAL GROUP		575	161	22%	736
AMERICAN MEDICAL RESPONSE		727	8	1%	735
WILLOWBROOKE COURT AT EDGEWATER POINTE ESTATES		724	9	1%	733
ADVENT HEALTH LAB - ORLANDO		434	298	41%	732
TELESCOPE HEALTH LLC	4	614	113	15%	731
ORLANDO HEALTH AND REHAB CENTER		683	44	6%	727
PALACE NURSING HOME & REHAB CENTER		687	36	5%	723
LIFE CARE CENTER OF NEW PORT RICHEY		688	33	5%	721
NORTH FLORIDA MEDICAL GROUP		575	144	20%	719
LAB DOCTOR		632	86	12%	718
DISNEY COVID TEST SITE		703	13	2%	716
DOCTOR'S MEMORIAL HOSPITAL		549	164	23%	713
POINT WASHINGTON MEDICAL CLINIC	1	507	201	28%	709
KENDALL HEALTHCARE PROPERTIES DBA	2	679	27	4%	708
WILLIAM OWEN PASS PARK		628	80	11%	708
EAST LAKE PEDIATRICS PA		640	66	9%	706
ETHOS WELLNESS PHARMACY		663	43	6%	706
GRAND COURT TAMPA		701	4	1%	705
PALM GARDEN OF PORT SAINT LUCIE		694	9	1%	703
VIERA HOSPITAL, INC		545	155	22%	700
Crestview Rehabilitation Center	5	565	129	18%	699
GULF COAST VILLAGE		657	33	5%	690
PREMIER MEDICAL LABORATORY SERVICES	2	463	225	33%	690
FLORIDA GULF COAST UNIVERSITY		500	186	27%	686
PHYSICIANS STAT LAB INC		597	85	12%	682
FLAGLER COUNTY HEALTH DEPARTMENT	3	532	146	21%	681
PEBBLEBROOK PHARMACY	1	565	113	17%	679
BREVARD HEALTH ALLIANCE		417	260	38%	677
NCH HEALTHCARE SYSTEM MICROBIOLOGY LAB		2	674	100%	676
SPRING HILL HEALTH AND REHABILITATION CENTER		648	24	4%	672
MINI ER ADULT AND PEDIATRIC URGENT CARE		574	98	15%	672
ADVENTHEALTH MEDICAL GROUP PROMPT CARE		483	187	28%	670
BOND AND STEELE CLINIC PA		475	194	29%	669
PALM GARDEN OF VERO BEACH		626	40	6%	666
MOORINGS PARK INSTITUTE, INC, THE		638	26	4%	664
MEDICAL FP - WHOLE FAMILY HEALTH CENTER		543	120	18%	663
GULF COAST MOLECULAR LABORATORIES	13	546	102	15%	661

# COVID-19: testing by laboratory

Data through Mar 14, 2021 verified as of Mar 15, 2021 at 09:25 AM

Data in this report are provisional and subject to change.

The numbers in the table below represent the number of Florida and non-Florida residents for whom test results were received by the Department of Health. A person can be tested by more than one laboratory and can have both positive and negative results. **Therefore, the sum of the numbers in each column will be larger than the total number of people tested.**

Reporting lab	Inconclusive	Negative	Positive	Percent positive	Total
TREE HOUSE PEDIATRICS PLLC		592	67	10%	659
GOLDEN GATE FAMILY CLINIC		210	447	68%	657
LIFE CARE CENTER OF PENSACOLA		606	49	7%	655
MOUNT SINAI LABORATORY		625	29	4%	654
POINT OF CARE TESTING SITE		630	24	4%	654
MAIN STREET MEDICAL CENTER		131	522	80%	653
EXPRESS PHARMACY		604	48	7%	652
JOHN KNOX VILLAGE HEALTH CENTER		626	23	4%	649
MANOR PINES CONVALESCENT CENTER LLC	1	626	21	3%	648
MAVERICK LABS		460	188	29%	648
ST JOHN'S NURSING CENTER		623	23	4%	646
SOUTHEAST ALABAMA MEDICAL CENT		593	53	8%	646
ORANGE BLOSSOM FAMILY HEALTH		613	28	4%	641
BROAD INSTITUTE CLINICAL SEQUENCING RESEARCH PLATFORM	2	609	28	4%	639
SUWANNEE HEALTH AND REHABILITATION CENTER		633	5	1%	638
AUGUSTUS LABS LLC		512	125	20%	637
VETERANS AFFAIRS MEDICAL CENTER	1	41	594	93%	636
AMERICAN SCIENTIFIC LABORATORIES LLC		628	5	1%	633
EMERALD COAST PEDIATRICS		619	11	2%	630
LIFE CARE CENTER OF ORANGE PARK		598	30	5%	628
BOCA GRANDE HEALTH CLINIC		593	30	5%	623
THE PRESERVE		613	9	1%	622
PEDIATRIC HEALTHCARE ALLIANCE		584	36	6%	620
CLEWISTON NURSING AND REHABILITATION CENTER		607	12	2%	619
HOLMES REGIONAL MEDICAL CENTER		5	614	99%	619
LIFE CARE CENTER OF HILLIARD		597	22	4%	619
FORT MYERS INTERNAL MEDICINE, LLC		558	61	10%	619
MID-FLORIDA PATHOLOGY		468	149	24%	617
GOLDEN GLADES NURSING & REHABILITATION CTR		600	16	3%	616
FAMILY HEALTH CENTERS OF SOUTHWEST FLORIDA INC		544	72	12%	616
Fernandina Beach Rehabilitation and Nursing Center	1	594	19	3%	614
CLINICAL ENTERPRISE, INC		592	21	3%	613
MANOR CARE HEALTH SERVICES - FT MYERS		587	25	4%	612
HOLY CROSS HOSPITAL		12	598	98%	610
SEBASTIAN RIVER MEDICAL CENTER	2	440	166	27%	608
AFC URGENT CARE CLEARWATER	1	123	480	79%	604
PEDIATRIC HEALTHCARE ALLIANCE PA		552	51	8%	603
CYPRESS VILLAGE	1	578	24	4%	603
PATIENTS FIRST - MAHAN DRIVE		164	436	73%	600
VITAS HEALTHCARE CORP OF CENTRAL FL		573	24	4%	597
VETERANS AFFAIRS MEDICAL CENTER - JAMES A HALEY			597	100%	597
BUFFALO CROSSING HEALTHCARE & REHABILITATION CTR		582	15	3%	597
EDEN SPRINGS NURSING AND REHAB CENTER		487	110	18%	597
CONSULATE HEALTHCARE OF VERO BEACH	14	500	82	14%	596
WILLOW BROOKE COURT AT INDIAN RIVER ESTATES		552	43	7%	595
BROOKDALE FORT MYERS CYPRESS LAKE		590	2	0%	592
CITY MEDICAL OF NEW JERSEY, PC		541	51	9%	592

# COVID-19: testing by laboratory

Data through Mar 14, 2021 verified as of Mar 15, 2021 at 09:25 AM

Data in this report are provisional and subject to change.

The numbers in the table below represent the number of Florida and non-Florida residents for whom test results were received by the Department of Health. A person can be tested by more than one laboratory and can have both positive and negative results. **Therefore, the sum of the numbers in each column will be larger than the total number of people tested.**

Reporting lab	Inconclusive	Negative	Positive	Percent positive	Total
J AND G MEDICAL GROUP LLC		486	103	17%	589
CARITHERS PEDIATRIC GROUP		533	52	9%	585
DIAMOND RIDGE HEALTH AND REHABILITATION		551	32	5%	583
MAYFLOWER ASSISTED LIVING		576	6	1%	582
SHORELINE PHYSICIAN GROUP		364	216	37%	580
NSPIRE HEALTHCARE MIAMI LAKES	8	558	14	2%	580
WATSON THERAPEUTICS INC	1	552	24	4%	577
EMERALD SHORES HEALTH AND REHABILITATION		479	97	17%	576
HMA SANTA ROSA MEDICAL CENTER LLC DBA		454	122	21%	576
DAVITA LABORATORY		471	104	18%	575
THERADOC		152	421	73%	573
MEDONE URGENT CARE CENTER		350	223	39%	573
MEDICAL VB		451	121	21%	572
TENNESSEE DOH - NASHVILLE	2	504	66	12%	572
BALDOMERO LOPEZ STATE VETERANS NURSING HOME	2	562	4	1%	568
BOND CLINIC PA PEDIATRICS DEPT		521	47	8%	568
COLLIER URGENT CARE CENTERS CREEKSIDE		514	52	9%	566
BALDWIN PEDIATRICS	1	536	28	5%	565
MEDICAL CENTER OF DELTONA, INC		470	95	17%	565
ECCOLAB GROUP	1	147	413	74%	561
NCH HEALTHCARE BONITA		430	131	23%	561
CONTINENTAL CLINICAL RESEARCH, LLC		518	42	8%	560
WHITE-WILSON MEDICAL CENTER - FORT WALTON BEACH		536	20	4%	556
MANOR CARE NURSING CENTER OF SARASOTA FL LLC		469	87	16%	556
PALM GARDEN OF TAMPA		526	29	5%	555
CLIFFORD CHESTER SIMS STATE VETERANS		542	12	2%	554
EXPRESS URGENT CARE LLC		1	550	100%	551
NEMOURS CHILDERN'S HOSPITAL		453	98	18%	551
The Sands at South Beach		547	4	1%	551
VITAE DIAGNOSTICS		534	13	2%	547
Signature HealthCare Center of Waterford		516	31	6%	547
Plantation Bay Rehabilitation Center		522	24	4%	546
SABAL PALMS HEALTH AND REHAB		494	51	9%	545
COASTAL URGENT CARE		428	116	21%	544
PIONEER CLINICAL LAB LLC		441	103	19%	544
NCF DIAGNOSTICS & DNA TECHNOLOGIES	15	211	318	58%	544
DOCTORS CENTER,THE		432	111	20%	543
VETERANS AFFAIRS MEDICAL CENTER - GAINESVILLE		3	539	99%	542
BAPTIST PRIMARY CARE	2	434	106	20%	542
SOLARIS HEALTHCARE LAKE CITY		442	99	18%	541
VETERANS AFFAIRS MEDICAL CENTER - BAY PINES		18	522	97%	540
OCALA FAMILY MEDICAL CENTER INC	2	472	65	12%	539
CLARITY LABS		464	70	13%	534
AMERICA'S PHARMACY LLC		473	59	11%	532
VALENCIA HILLS HEALTH AND REHABILITATION CENTER		517	13	2%	530
VILLA MARIA NURSING & REHAB CENTER INC	1	515	13	2%	529
CHILDRENS MEDICAL ASSOCIATION PA		470	59	11%	529

# COVID-19: testing by laboratory

Data through Mar 14, 2021 verified as of Mar 15, 2021 at 09:25 AM

Data in this report are provisional and subject to change.

The numbers in the table below represent the number of Florida and non-Florida residents for whom test results were received by the Department of Health. A person can be tested by more than one laboratory and can have both positive and negative results. **Therefore, the sum of the numbers in each column will be larger than the total number of people tested.**

Reporting lab	Inconclusive	Negative	Positive	Percent positive	Total
DOH – INDIAN RIVER		450	79	15%	529
MEDONE URGENT CARE AT ST. AUGUSTINE		136	393	74%	529
MEDICAL CENTER CLINIC-IMMEDIATE CARE	1	423	104	20%	528
MED FAST URGENT CARE CENTER		260	268	51%	528
PALMETTO FAMILY HEALTHCARE	1	337	185	35%	523
HARBOUR HEALTH CENTER		508	15	3%	523
RICARDO NAVARRO DO PA		450	72	14%	522
HEARTLAND PEDIATRICS OF LAKE WALES		466	55	11%	521
RESTORE HEALTH URGENT CARE		409	112	21%	521
FOUNTAIN MANOR HEALTH AND REHAB CENTER	1	499	18	3%	518
JACKSON MEMORIAL PERDUE MEDICAL CENTER		491	26	5%	517
PALM GARDEN OF CLEARWATER		498	18	3%	516
MEDFAST URGENT CARE CENTERS		231	281	55%	512
RAINBOW PEDIATRIC CENTER PA		477	34	7%	511
FLORIDA DEPARTMENT OF HEALTH IN CALHOUN COUNTY		385	126	25%	511
NEW YORK HOSPITAL LABORATORIES	1	496	12	2%	509
MEMORIAL PEMBROKE 24/7 CARE CENTER		387	120	24%	507
CHILDRENS CLINIC WEST FLORIDA PEDIATRICS		463	43	8%	506
DXTERITY DIAGNOSTICS	2	473	31	6%	506
Southern Oaks Care Center	1	467	37	7%	505
FLORIDA DEPARTMENT OF HEALTH CLAY COUNTY	1	405	98	19%	504
ENZO CLINICAL LABS INC	3	476	25	5%	504
PALM GARDEN OF JACKSONVILLE☐	2	422	80	16%	504
RIVER GARDEN HEBREW HOME FOR THE AGED		449	54	11%	503
ARCPOINTS LABS		435	65	13%	500
ST CLOUD REGIONAL MEDICAL CENTER CLINICAL LAB		394	106	21%	500
MICHAEL A MIDDLETON MD PA☐		481	19	4%	500
The Manor at Blue Water Bay		440	60	12%	500
CLINICAL PATHOLOGY LABS		388	111	22%	499
FIRST CHOICE PEDIATRICS		406	91	18%	497
UNIVERSITY OF TAMPA INC, THE		487	9	2%	496
HEALTH CENTER AT BRENTWOOD	1	450	44	9%	495
JACKSON MEMORIAL LONG TERM CARE CENTER		473	22	4%	495
SANDBAY URGENT CARE		396	95	19%	491
ASCEND CLINICAL	5	415	71	14%	491
WEST GABLES HEALTH CARE CENTER		480	10	2%	490
CITRUS NURSING CENTER LLC		443	46	9%	489
HILLCREST HEALTH CARE & REHABILITATION CENTER	3	471	14	3%	488
BROWARD PARTNERSHIP	6	472	8	2%	486
THE PALACE AT HOMESTEAD	1	465	20	4%	486
SUSANNA WESLEY HEALTH CENTER		450	36	7%	486
MANOR OAKS NURSING & REHAB CENTER	5	478	2	0%	485
NORTH FLORIDA RETIREMENT VILLAGE		479	2	0%	481
SPEARHEAD MEDICAL		417	62	13%	479
AFC URGENT CARE FAMILY CARE			479	100%	479
LAUDERDALE NURSING CENTER LLC	1	458	19	4%	478
HARTS HARBOR HEALTH CARE CENTER		457	21	4%	478

# COVID-19: testing by laboratory

Data through Mar 14, 2021 verified as of Mar 15, 2021 at 09:25 AM

Data in this report are provisional and subject to change.

The numbers in the table below represent the number of Florida and non-Florida residents for whom test results were received by the Department of Health. A person can be tested by more than one laboratory and can have both positive and negative results. **Therefore, the sum of the numbers in each column will be larger than the total number of people tested.**

Reporting lab	Inconclusive	Negative	Positive	Percent positive	Total
HOPE HOSPICE AND COMMUNITY SERVICES INC	14	445	18	4%	477
SHORE ACRES CARE CENTER		442	35	7%	477
Good Samaritan Society Kissimmee Village		411	65	14%	476
HERON POINTE HEALTH AND REHABILITATION	1	469	3	1%	473
FLORIDA HOSPITAL WAUCHULA		338	135	29%	473
MANOR AT CARPENTERS		445	27	6%	472
FLO-MEDILAB SERVICES LLC		189	282	60%	471
BENTON PEDIATRICS INC		423	48	10%	471
BREVARD HEALTH ALLIANCE INC, THE		447	23	5%	470
PARKLANDS FACILITY INC	4	422	42	9%	468
LITTLE PINE PEDIATRICS PLLC	3	407	58	12%	468
NAVAL HOSPITAL - JACKSONVILLE		136	332	71%	468
Quest Diag Unspecifd	1	317	150	32%	468
ORLANDO HEALTH CENTER FOR REHABILITATION		454	13	3%	467
SEMINOLE NURSING PAVILION		458	8	2%	466
SIGNATURE HEALTHCARE OF BROOKWOOD GARDENS		460	6	1%	466
CARENOW	2	260	204	44%	466
PALM GARDEN OF ORLANDO		433	33	7%	466
LIFE CARE CENTER OF PALM BAY□		438	27	6%	465
CARE ONE OF FLORIDA	1	318	146	31%	465
DBI HEALTH INC		448	15	3%	463
STEWARD SEBASTIAN RIVER MEDICAL CENTER		406	56	12%	462
THE PALACE MANAGEMENT - THE PALACE AT CORAL GABLES		459	3	1%	462
BROOKDALE PALMER RANCH	1	403	57	12%	461
PHYSICIANS PRIMARY CARE LAB	1	396	63	14%	460
AFC URGENT CARE SEMINOLE			459	100%	459
MEDSCAN LABORATORY INC	1	242	214	47%	457
MOBILE MEDICAL ASSOCIATES PL	17	393	47	10%	457
AFC URGENT CARE TYRONE		2	455	100%	457
PENSACOLA PEDIATRICS PA - TIGER POINT	18	430	8	2%	456
Williston Care Center		395	61	13%	456
CLARIDGE HOUSE NURSING CENTER		437	18	4%	455
Palm Garden of Largo		449	4	1%	453
ELLENTON PEDIATRICS		435	18	4%	453
Q ANSWER LAB	1	392	59	13%	452
PW WINDERMERE SUBTENANT LLC		450	1	0%	451
SOLARIS HEALTHCARE OSCEOLA		428	22	5%	450
FLORIDA HOSPITAL MEDICAL GROUP		270	177	40%	447
NEW YORK PRESBYTERIAN - CUMC CLINICAL		429	18	4%	447
Solaris HealthCare Windermere		415	32	7%	447
NURSING PLUS OF BROWARD LLC	1	426	18	4%	445
RUSKIN HEALTH CENTER		267	178	40%	445
NEW PLANT CITY FAMILY CARE	1	237	207	47%	445
FG RAPID RESULTS	2	189	253	57%	444
DIAMOND RIDGE HEALTH AND REHABILITATION CENTER		422	22	5%	444
NORTH FLORIDA REHABILITATION & SPECIALTY CARE□		436	6	1%	442
CONSULATE HEALTH CARE OF BAYONET POINT	4	430	7	2%	441

# COVID-19: testing by laboratory

Data through Mar 14, 2021 verified as of Mar 15, 2021 at 09:25 AM

Data in this report are provisional and subject to change.

The numbers in the table below represent the number of Florida and non-Florida residents for whom test results were received by the Department of Health. A person can be tested by more than one laboratory and can have both positive and negative results. **Therefore, the sum of the numbers in each column will be larger than the total number of people tested.**

Reporting lab	Inconclusive	Negative	Positive	Percent positive	Total
VITAS LUTHERAN TOWERS INPATIENT PROGRAM		377	64	15%	441
SMA SPECIALTY MEDICAL LAB		119	321	73%	440
EMERITUS AT NAPLES	2	437	1	0%	440
MILLER BIOCONNECT		397	42	10%	439
PALM GARDEN OF WINTER HAVEN	3	418	16	4%	437
PRO HEALTH		188	248	57%	436
SUNSHINE URGENT CARE LLC		288	147	34%	435
ST ANDREWS BAY SKILLED NURSING &		374	60	14%	434
GANDY CROSSING CARE CENTER	1	419	14	3%	434
MINUTECLINIC LLC, #10357		432	1	0%	433
Darcy Hall Of Life Care		420	13	3%	433
Ocala Health and Rehabilitation Center		411	21	5%	432
HEALTHY STEPS PEDIATRICS		385	47	11%	432
Cypress Cove Care Center		332	100	23%	432
APP-UNIPATH, LLC	2	414	15	3%	431
AVECINA MEDICAL JULINGTON	1	240	189	44%	430
NAPLES CHILDREN'S URGENT CARE		377	53	12%	430
FLORIDA DEPT OF HEALTH IN BREVARD COUNTY	3	363	63	15%	429
MEDIPATH		19	409	96%	428
PALM GARDEN OF OCALA		330	98	23%	428
BROOKSVILLE HEALTHCARE CENTER LLC		414	13	3%	427
ANCIENT CITY PEDIATRICS	1	407	16	4%	424
Colonial Lakes Health Care		384	38	9%	422
EPN URGENT CARE		83	339	80%	422
LEHIGH REGIONAL MEDICAL CENTER LAB	2	372	47	11%	421
Bardmoor Oaks Healthcare and Rehabilitation Center		410	11	3%	421
GARCIA CLINICAL LABORATORY		28	392	93%	420
WHITE WILSON MEDICAL CENTER PA - NAVARRE		307	112	27%	419
Santa Rosa Center for Rehabilitation and Healing		350	69	16%	419
STARKE FAMILY MEDICAL CENTER		330	89	21%	419
Solaris Healthcare Daytona	2	369	46	11%	417
ABBAY DELRAY		409	6	1%	415
SOLARIS HEALTHCARE MERRITT ISLAND		371	41	10%	412
TIDEWELL HOSPICE INC	2	403	7	2%	412
MAGNOLIA FAMILY URGENT CARE		370	40	10%	410
ROLLINS COLLEGE WELLNESS CENTER		130	280	68%	410
MINUTECLINIC LLC #3671		366	44	11%	410
ADDINGTON PLACE AT WELLINGTON GREEN		400	9	2%	409
LIFEBRITE	1	210	198	48%	409
VITAS HEALTHCARE CORPORATION		403	5	1%	408
FLORIDA DEPARTMENT OF HEALTH		358	49	12%	407
ORCHARD PARK HEALTH & REHABILITATION		401	5	1%	406
TIDE LABORATORIES		362	43	11%	405
CLERMONT HEALTH AND REHABILITATION CENTER		372	32	8%	404
Timberridge Center for Rehabilitation and Healing		370	34	8%	404
HOSPICE OF THE FLORIDA SUNCOAST,THE		401	3	1%	404
INDIAN RIVER CTR, LLC		352	50	12%	402

# COVID-19: testing by laboratory

Data through Mar 14, 2021 verified as of Mar 15, 2021 at 09:25 AM

Data in this report are provisional and subject to change.

The numbers in the table below represent the number of Florida and non-Florida residents for whom test results were received by the Department of Health. A person can be tested by more than one laboratory and can have both positive and negative results. **Therefore, the sum of the numbers in each column will be larger than the total number of people tested.**

Reporting lab	Inconclusive	Negative	Positive	Percent positive	Total
Manatee Springs Rehabilitation and Nursing Center		382	20	5%	402
TREASURE COAST COMMUNITY HEALTH	3	332	66	16%	401
ASSOCIATESMD MEDICAL GROUP INC		341	59	15%	400
ADVENTHEALTH EXPRESS CARE AT		326	72	18%	398
FHMG FLORIDA HOSPITAL MEDICAL GROUP		360	38	10%	398
ABBOTT DIAGNOSTICS		377	18	5%	395
AFC URGENT CARE		68	327	83%	395
MINI ER AND URGENT CARE		289	105	27%	394
AMEERAH LABS, LLC	2	310	82	21%	394
ADVENTHEALTH MEDICAL GROUP PROMPT CAR	1	279	114	29%	394
SOLARIS HEALTHCARE BAYONET POINT		376	16	4%	392
PINES OF SARASOTA		387	5	1%	392
Destin Healthcare and Rehabilitation Center	1	350	40	10%	391
QUALITOX LABORATORIES		216	174	45%	390
BARBER		13	376	97%	389
MOOSEHAVEN HEALTH CENTER		351	38	10%	389
ORLANDO VA MEDICAL CENTER			389	100%	389
FLOMEDILAB		168	219	57%	387
PALMS OF SEBRING		353	34	9%	387
GOOD SAMARITAN CENTER		384	3	1%	387
ST PETERSBURG PEDIATRICS-PARK BLVD		352	34	9%	386
FLORIDA DEPARTMENT OF HEALTH IN LIBERTY COUNTY	2	288	96	25%	386
HEALTHWORKS MED GROUP OF FLORIDA PA	3	374	8	2%	385
FAMILY CARE PARTNERS OF NORTHEAST FLORIDA LLC		311	74	19%	385
PEDIATRICS BY THE SEA		368	15	4%	383
DIAGNOSTIC & CLINICAL CARE SERVICES INC DBA		306	76	20%	382
BLOUNTSTOWN REHABILITATION CENTER LLC		275	106	28%	381
BROOKDALE PADDOCK HILLS	2	377	2	1%	381
SUNLAND MARIANNA COX MEDICAL CENTER		339	42	11%	381
VILLAGE DOCTORS OF KEYSTONE		299	81	21%	380
PEDIATRIC ASSOCIATES OF OCALA PA		349	31	8%	380
BARTON HEALTH ALLIANCE	3	331	45	12%	379
LIFE CARE PONTE VEDRA INC		370	8	2%	378
UNIVERSITY OF TAMPA STUDENT HEALTH AND SHC CLINICAL LABORATORY		224	152	40%	376
BAYA PHARMACY WEST		8	368	98%	376
BAPTIST PRIMARY CARE, INC		347	28	7%	375
TRI-COUNTY NURSING AND REHABILITATION CENTER INC		360	15	4%	375
Bayside Care Center	1	354	20	5%	375
ADVENTHEALTH EXPRESS CARE AT WALGREENS 49TH STREET		317	57	15%	374
INTERNAL MEDICINE & PEDIATRICS OF TAMPA BAY PA		318	56	15%	374
ACCESS MEDICAL CENTER	1	344	28	8%	373
SOUTHERN LABORATORY SERVICES OF NWF		340	33	9%	373
FAIR HAVENS CENTER, OPCO		367	6	2%	373
UR MEDICINE LABS- CENTRAL LABORATORY		350	23	6%	373
Life Care Center of Ocala		304	69	18%	373
HENDRY REGIONAL MEDICAL CENTER		107	265	71%	372
ST PETERSBURG PEDIATRICS-SEMINOLE BLVD		306	66	18%	372

# COVID-19: testing by laboratory

Data through Mar 14, 2021 verified as of Mar 15, 2021 at 09:25 AM

Data in this report are provisional and subject to change.

The numbers in the table below represent the number of Florida and non-Florida residents for whom test results were received by the Department of Health. A person can be tested by more than one laboratory and can have both positive and negative results. **Therefore, the sum of the numbers in each column will be larger than the total number of people tested.**

Reporting lab	Inconclusive	Negative	Positive	Percent positive	Total
URGENT CARE BETHESDA	1	318	52	14%	371
NATIONS BEST FAMILY HEALTH CARE		193	178	48%	371
Stacey Health Care Centers Inc. dba Riverside Care Center		341	29	8%	370
PruittHealth Panama City	1	304	64	17%	369
SEA BREEZE REHAB AND NURSING CENTER		360	9	2%	369
INFORM DIAGNOSTICS		360	9	2%	369
ADVENT HEALTH - TAMPA		148	220	60%	368
TRENTON MEDICAL CENTER INC DBA PALMS MEDICAL GROUP	4	270	93	25%	367
SPECIALTY HEALTH AND REHABILITATION CENTER		342	25	7%	367
PORT SAINT LUCIE HOSPITAL		357	9	2%	366
PALM GARDEN OF WEST PALM BEACH	4	347	15	4%	366
QUOTIENT SCIENCES		355	11	3%	366
NATURE COAST MEDICAL GROUP		270	95	26%	365
KINDRED HOSPITAL	10	336	17	5%	363
BRISTOL AT TAMPA, THE	4	351	8	2%	363
FLORIDA HEART & VASCULAR MULTISPECIALTY GROUP PA		264	98	27%	362
FLORIDA HOSPITAL HEARTLAND MED CTR LAKE PLACID		273	89	25%	362
WELL-BEING MEDICAL CENTER PLLC		335	27	7%	362
HEALTH CENTRAL PARK		295	66	18%	361
SOLARIS HEALTHCARE PARKWAY	2	341	17	5%	360
CHAUTAUQUA REHABILITATION AND NURSING CENTER		351	9	3%	360
MANOR CARE OF BOYNTON BEACH LLC		336	24	7%	360
HARDEE MANOR HEALTH CARE CENTER	1	355	3	1%	359
SERENADES IN THE VILLAGES		305	53	15%	358
VETERANS AFFAIRS MEDICAL CENTER - LAKE CITY		52	306	85%	358
MEMPHIS PATHOLOGY LABORATORY	4	333	19	5%	356
SUN COUNTRY PEDIATRICS PLLC	9	316	31	9%	356
HAINES CITY REHABILITATION AND NURSING CENTER		331	24	7%	355
ORCHARD RIDGE CARE AND REHABILITATION CENTER		336	19	5%	355
LIFE CARE CENTER OF WINTER HAVEN		336	18	5%	354
SIGNATURE HEALTHCARE OF NORTH FLORIDA		349	4	1%	353
MY CLINICAL LAB		224	129	37%	353
MEDFAST URGENT CARE CENTER		122	230	65%	352
VILLAGE AT VIENNA SQUARE,THE	6	329	17	5%	352
MANORCARE HEALTH SERVICES - VENICE		297	55	16%	352
AYERS HEALTH & REHABILITATION CENTER		345	6	2%	351
CORAL BAY HEALTHCARE AND REHABILITATION	1	338	12	3%	351
SANFORD LABORATORIES		325	26	7%	351
BAYSHORE DIAGNOSTICS		310	41	12%	351
SIPARADIGM, DIAGNOSTIC INFORMATICS		273	77	22%	350
PLANT CITY PEDIATRICS	1	282	67	19%	350
HARDEE COUNTY HEALTH DEPARTMENT		280	68	20%	348
TRINITY REGIONAL REHAB CENTER		333	15	4%	348
Palmetto Subacute Care Center		336	11	3%	347
VILLAGE DOCTORS FAMILY MEDICAL CENTER OF		283	64	18%	347
HEALTH DESIGNS		332	14	4%	346
ADVENT HEALTH - DELTONA ER		280	66	19%	346

# COVID-19: testing by laboratory

Data through Mar 14, 2021 verified as of Mar 15, 2021 at 09:25 AM

Data in this report are provisional and subject to change.

The numbers in the table below represent the number of Florida and non-Florida residents for whom test results were received by the Department of Health. A person can be tested by more than one laboratory and can have both positive and negative results. **Therefore, the sum of the numbers in each column will be larger than the total number of people tested.**

Reporting lab	Inconclusive	Negative	Positive	Percent positive	Total
Bay Breeze Senior Living and Rehabilitation Center		292	53	15%	345
DIGNITY HEALING, LLC		330	15	4%	345
ARCPPOINT LABS OF SARASOTA MANATEE		266	78	23%	344
USAFSAM/PHE		174	169	49%	343
BONIFAY NURSING AND REHAB CENTER		313	30	9%	343
WHITE-WILSON MEDICAL CENTER - NICEVILLE		303	40	12%	343
COLOR GENOMICS, INC.	2	335	6	2%	343
WELL HEALTH WORKS	1	305	35	10%	341
ADVENT HEALTH CENTRA CARE - PALM COAST		80	261	77%	341
Marshall Health and Rehabilitation Center		292	49	14%	341
SABAL DIRECT PRIMARY CARE, PA		282	59	17%	341
BETHESDA HEALTH URGENT CARE		268	73	21%	341
CORAL TRACE HEALTH CARE☐	2	333	5	1%	340
CRONOS CLINICAL LABORATORY	22	227	91	27%	340
SELECT REFERENCE LABORATORIES, LLC	1	326	12	4%	339
FAMILY EXPRESS URGENT CARE		5	333	99%	338
FAIRWAY OAKS CENTER LLC	6	326	6	2%	338
OCEAN VIEW NURSING AND REHAB CENTER		321	16	5%	337
MEDICAL CENTER AT OCEAN REEF,THE		321	16	5%	337
ATLANTIC SHORES NURSING AND REHAB CENTER	1	325	9	3%	335
FL HUD DESTIN, LLC D/B/A GRAND BOULEVARD HEALTH		296	38	11%	334
NORTH PINELLAS STATMED QUICK QUALITY CLINICS		236	97	29%	333
ONESTOP MEDICAL AND URGENT CARE LLC		288	44	13%	332
TAMARAC REHABILITATION & HEALTH CENTER		328	3	1%	331
Life Care Center at Wells Crossing		309	21	6%	330
HCSO OCCUPATIONAL HEALTH AND WELLNESS CENTER		258	71	22%	329
KISSIMMEE FACILITY OPERATIONS LLC		305	24	7%	329
BAY VILLAGE OF SARASOTA INC		325	3	1%	328
PEDIATRIC HEALTH CARE ALLIANCE, PA		295	33	10%	328
AMBULATORY SURGERY CENTER OF BOCA RATON LTD		323	4	1%	327
AVENTURA REHAB AND NURSING CENTER		312	15	5%	327
Life Care Center of Punta Gorda	1	312	13	4%	326
SPRINGTREE REHAB & HEALTH CARE CENTER		304	21	6%	325
PIONEER CLINICAL LAB, LLC		212	113	35%	325
SILVER CREEK SENIOR LIVING COMMUNITY		319	5	2%	324
MIDWAY SPECIALTY CARE CENTER	3	207	114	35%	324
AVANTE AT MT DORA		320	4	1%	324
LAKE EUSTIS HEALTH AND REHABILITATION CENTER		316	7	2%	323
ROSEWOOD HEALTH AND REHABILITATION CENTER		301	21	7%	322
ELMHURST HOSPITAL CENTER	1	293	28	9%	322
DELTONA HEALTH CARE		298	24	7%	322
HEALTH PARK CARE CENTER		317	4	1%	321
THE SPRINGS AT BOCA CIEGA BAY		312	9	3%	321
EXCEL PEDIATRICS		268	52	16%	320
SAMANTHA WILSON CARE CENTER	4	306	9	3%	319
LabCorp (Non-Interfaced)	1	124	194	61%	319
KENNEDY PAIN CLINIC GROUP LLC		287	31	10%	318

# COVID-19: testing by laboratory

Data through Mar 14, 2021 verified as of Mar 15, 2021 at 09:25 AM

Data in this report are provisional and subject to change.

The numbers in the table below represent the number of Florida and non-Florida residents for whom test results were received by the Department of Health. A person can be tested by more than one laboratory and can have both positive and negative results. **Therefore, the sum of the numbers in each column will be larger than the total number of people tested.**

Reporting lab	Inconclusive	Negative	Positive	Percent positive	Total
TUSKAWILLA NURSING AND REHAB CENTER	2	309	7	2%	318
BHA CENTRAL COUNTY CLINIC		274	43	14%	317
PALMS REHABILITATION AND HEALTHCARE CENTER		280	37	12%	317
RIVERS FAMILY MEDICINE PA		236	81	26%	317
PruittHealth Santa Rosa		225	92	29%	317
HOLISTIX TREATMENT CENTERS		310	7	2%	317
WALGREENS 3173		290	26	8%	316
BIOCEPT		294	22	7%	316
The Care Center at Pinellas Park	1	307	8	3%	316
BAPTIST PRIMARY CARE INC	1	289	25	8%	315
BROOKDALE LAKE TAVARES		310	5	2%	315
24/7 PEDIATRIC CARE CENTERS INC		294	20	6%	314
HOLIDAY CVS LLC DBA CVS/PHARMACY #0440		304	10	3%	314
REHABILITATION CENTER OF LAKE CITY, THE		285	28	9%	313
KEY WEST HEALTH AND REHAB	1	305	7	2%	313
ST LUCIE EMPLOYEE HEALTH & WELLNESS CENTER		307	6	2%	313
SEASIDE HEALTH AND REHABILITATION CENTER		256	57	18%	313
GENESIS MEDICAL LABORATORY MIAMI FL.		83	230	73%	313
GOOD SAMARITAN SOCIETY-DAYTONA		292	20	6%	312
MEDEXPRESS LUTZ		3	309	99%	312
BEAR CREEK NURSING CENTER		307	5	2%	312
ARGO SENIOR LIVING AT HAVERHILL		291	20	6%	311
JACKSON PLAZA NURSING & REHAB CENTER	6	297	7	2%	310
PHYSICIANS REGIONAL WALK-IN		190	120	39%	310
ELMCROFT PINECREST	1	287	22	7%	310
AVELLINO LAB USA, INC	1	297	12	4%	310
Parkview Rehabilitation Center at Winter Park		300	9	3%	309
SOUTHWEST ORLANDO FAMILY MEDICINE, PL		257	51	17%	308
Coastal Health and Rehabilitation Center		297	11	4%	308
TAVARES PEDIATRICS		260	47	15%	307
FAMILY CARE PARTNERS OF NE FLORIDA LLC		234	72	24%	306
ST JUDE CHILDREN'S RESEARCH HOSPITAL		289	15	5%	304
ST JAMES HEALTH AND REHABILITATION CENTER		218	85	28%	303
HOLLEY NAVARRE MEDICAL CLINIC		225	78	26%	303
REGENTS PARK OF BOCA RATON		300	3	1%	303
LUTHERAN HAVEN		294	9	3%	303
FLORIDA HEALTH CARE PLANS			301	100%	301
JACKSONVILLE KIDS PEDIATRICS, PLLC		267	33	11%	300
BERNHARDT LABORATORIES	1	243	56	19%	300
COMMUNITY HEALTH AND REHABILITATION CENTER		238	62	21%	300
HEATHER HILL HEALTHCARE CENTER		253	46	15%	299
BOCA BIOLISTICS REFERENCE LABORATORY	2	185	112	37%	299
ESTERO ISLAND MEDICAL CENTER		234	64	21%	298
SAINTS 120 LLC	1	263	34	11%	298
CLARE BRIDGE ORMOND BEACH	1	297			298
BUENA VISTA URGENT CARE		264	33	11%	297
OSPREY LODGE		238	59	20%	297

# COVID-19: testing by laboratory

Data through Mar 14, 2021 verified as of Mar 15, 2021 at 09:25 AM

Data in this report are provisional and subject to change.

The numbers in the table below represent the number of Florida and non-Florida residents for whom test results were received by the Department of Health. A person can be tested by more than one laboratory and can have both positive and negative results. **Therefore, the sum of the numbers in each column will be larger than the total number of people tested.**

Reporting lab	Inconclusive	Negative	Positive	Percent positive	Total
HOMESTEAD MANOR	2	255	40	13%	297
ENCOMPASS HEALTH REHABILITATION HOSPITAL OF SUNRISE	8	283	6	2%	297
URGENT CARE EXPRESS LLC		1	296	100%	297
BROOKDALE DESTIN		284	12	4%	296
Solaris Healthcare Lake Bennet		262	34	11%	296
ST CATHERINE'S WEST REHABILITATION HOSPITAL		282	13	4%	295
BAY COUNTY SHERIFFS OFFICE JAIL FACILITY		249	45	15%	294
CROSS POINTE CARE CENTER	2	286	6	2%	294
LASER & SURGERY CENTER OF THE PALM BEACHES□		292	1	0%	293
NORTHWEST MEDICAL CENTER CLINICAL LABORATORY		175	118	40%	293
SIGNATURE HEALTHCARE AT THE COURTYARD		246	47	16%	293
Life Care Center at Inverrary		285	8	3%	293
JAMES A HALEY VETERANS HOSPITAL			293	100%	293
LONGWOOD FAMILY PRACTICE		224	69	24%	293
LAKELAND REGIONAL HEALTH SYSTEMS INC		26	266	91%	292
ROSEN MEDICAL CENTER		250	41	14%	291
ARTHREX MEDICAL CENTER	1	183	106	37%	290
FRICKS PHARMACY		229	61	21%	290
ADVENT HEALTH - WESTCHASE ER		248	42	14%	290
AUBURN UNIVERSITY MEDICAL CLINIC		227	62	21%	289
CONSULATE HEALTH CARE OF SAFETY HARBOR		283	6	2%	289
ADVENT HEALTH - TIMBERRIDGE ER		241	48	17%	289
PALM GARDEN OF GAINESVILLE	2	285	2	1%	289
AMERICAN HEALTH ASSOCIATES INC	1	270	17	6%	288
MANORCARE AT LELY PALMS		283	5	2%	288
RULEME CENTER	2	258	26	9%	286
The Grove Health and Rehabilitation		263	23	8%	286
BRIDGEWATER PARK HEALTH AND REHAB		257	29	10%	286
MANOR CARE OF NAPLES FL LLC		283	3	1%	286
TALLAHASSEE NHHI LLC	1	257	27	9%	285
Solaris Healthcare Coconut Creek		278	6	2%	284
ADVANCED AMBULATORY SURGERY CENTER		271	13	5%	284
AURORA DIAGNOSTICS BERNHARDT LABORATORIES PATHOLOGY SERVICE		190	93	33%	283
UNIVERSITY OF CENTRAL FLORIDA HEALTH SERVICES		280	1	0%	281
AVANTE AT LEESBURG INC		280	1	0%	281
BAYA POINTE NURSING AND REHABILITATION		197	83	30%	280
SILVERCREST HEALTH AND REHABILITATION CENTER	3	269	8	3%	280
ACCURATE DIAGNOSTIC LABS, INC		263	16	6%	279
W FRANK WELLS NURSING HOME		251	28	10%	279
DOCTORS MEMORIAL HOSPITAL		155	124	44%	279
DEPARTMENT OF HEALTH BUREAU OF FAMILY		274	4	1%	278
WESTCHESTER GARDENS LIMITED PARTNERSHIP		272	6	2%	278
PERSONALIZED GENETIC TESTING	1	182	95	34%	278
PRUITT HEALTH-SANTA ROSA		275	2	1%	277
HARBOURWOOD	1	272	4	1%	277
MY HEALTHY BLUEPRINT BY BAPTIST HEALTH CARE		226	50	18%	276
Rehabilitation Center for Park Place LLC		265	11	4%	276

# COVID-19: testing by laboratory

Data through Mar 14, 2021 verified as of Mar 15, 2021 at 09:25 AM

Data in this report are provisional and subject to change.

The numbers in the table below represent the number of Florida and non-Florida residents for whom test results were received by the Department of Health. A person can be tested by more than one laboratory and can have both positive and negative results. **Therefore, the sum of the numbers in each column will be larger than the total number of people tested.**

Reporting lab	Inconclusive	Negative	Positive	Percent positive	Total
VILLAGES REGIONAL HOSPITAL SURGERY CENTER LLC, THE		218	58	21%	276
renaissance health and rehabilitation center		257	18	7%	275
DAVID SCOTT MADWAR MD PA□		248	27	10%	275
PENSACOLA PEDIATRICS, PA		258	17	6%	275
AZALEA TRACE PHYSICIAN SERVICES		271	3	1%	274
Glades West Rehabilitation and Nursing Center		266	8	3%	274
AVON PARK PEDIATRICS INC	3	245	25	9%	273
EMERALD COAST PEDIATRICS & ADOL		252	20	7%	272
SOLARIS HEALTHCARE IMPERIAL		264	8	3%	272
LA MER NH LLC□		266	5	2%	271
Heartland Healthcare of Ft. Myers	1	269	1	0%	271
STERLING HOUSE OF DELAND		270	1	0%	271
NASSAU COUNTY JAIL		228	43	16%	271
HUNT CLUB PEDIATRIC ASSOCIATES, P.A.		231	40	15%	271
FOUNTAIN INN NURSING & REHABILITATION CTR, INC		265	6	2%	271
TIERRA PINES CENTER		257	12	4%	269
PREMIER PLACE AT THE GLENVIEW		260	9	3%	269
OKEECHOBEE COUNTY HEALTH DEPT	1	184	84	31%	269
ADVENT HEALTH CARE CENTER	9	246	13	5%	268
HOSPICE OF LAKE & SUMTER INC	1	261	5	2%	267
BRENTWOOD RETIREMENT COMMUNITY	5	231	31	12%	267
CHIPOLA HEALTH AND REHAB		250	17	6%	267
ADVENT HEALTH CENTRA CARE - ORMOND BEACH		113	153	58%	266
West Melbourne Health and Rehabilitation Center		265	1	0%	266
Life Care Center of Sarasota		253	13	5%	266
LAKE PARK OF MADISON		257	9	3%	266
SERANADES BY SONATA WEST ORANGE		236	29	11%	265
FLORIDA KEYS PEDIATRICS & ADOLESCENT CENTER		253	12	5%	265
WIMAUMA COMMUNITY HEALTH CENTER		214	51	19%	265
HAVEN OF OUR LADY OF PEACE INC		256	8	3%	264
DAYTONA BEACH HEALTH AND REHAB CENTER		264			264
PAVILION FOR HEALTHCARE, THE		260	2	1%	262
CENTERSTONE OF FLORIDA□		244	18	7%	262
VETERANS AFFAIRS MEDICAL CENTER - MIAMI		2	260	99%	262
Sunset Point Center		257	4	2%	261
CHURCH OF SCIENTOLOGY FLAG SERVICE ORGANIZATION		258	3	1%	261
LODGE HEALTH AND REHABILITATION CENTER, THE		229	32	12%	261
PROTEUS MOLECULAR AND CLINICAL LAB	1	149	111	43%	261
USA HEALTH UNIVERSITY HOSPITAL CLINICAL LABORATORY	1	250	10	4%	261
CHIPOLA MEDICAL ASSOCIATES, LLC		185	75	29%	260
Vi at Lakeside Village Skilled Nursing		254	6	2%	260
SARAPATH DIAGNOSTICS		140	120	46%	260
CLIFFORD CHESTER SIMS VA NURSING HOME		251	9	3%	260
CONSULATE HEALTHCARE OF KISSIMMEE		247	12	5%	259
WESTWOOD HEALTHCARE SNF		213	46	18%	259
RIVERWOOD HEALTH NH LLC		219	39	15%	258
PALM BEACH PEDIATRICS PA	2	224	32	12%	258

# COVID-19: testing by laboratory

Data through Mar 14, 2021 verified as of Mar 15, 2021 at 09:25 AM

Data in this report are provisional and subject to change.

The numbers in the table below represent the number of Florida and non-Florida residents for whom test results were received by the Department of Health. A person can be tested by more than one laboratory and can have both positive and negative results. **Therefore, the sum of the numbers in each column will be larger than the total number of people tested.**

Reporting lab	Inconclusive	Negative	Positive	Percent positive	Total
FLORIDA WOMAN CARE LABORATORY LLC		232	26	10%	258
FIRST CHOICE PRIMARY CARE		207	51	20%	258
CHEEK AND SCOTT DRUGS INC		211	46	18%	257
BROWARD NURSING & REHABILITATION CTR	8	237	12	5%	257
Chatsworth at PGA National, LLC		243	12	5%	255
STATMED QUICK QUALITY CLINIC AT NORTH PINELLAS		66	189	74%	255
MARTIN MEMORIAL MEDICAL CENTER LAB		128	125	49%	253
SHELL POINT VILLAGE MEDICAL CENTER		246	7	3%	253
ABBOTT LABORATORIES		166	87	34%	253
Consulate Health Care of North Fort Myers		238	12	5%	250
DAIRY ROAD URGENT CARE	2	131	117	47%	250
BUREAU OF CLINICAL LABORATORIES		208	41	16%	249
LUIS A GHIGLINO MD PA		240	9	4%	249
ARBOR FACILITY INC		248	1	0%	249
CARRINGTON PLACE OF ST PETE LLC		242	6	2%	248
FORT MYERS REHABILITATION AND NURSING CENTER		222	26	10%	248
ST MARK VILLAGE	1	241	5	2%	247
MIAMI JEWISH HEALTH SYSTEMS, INC	4	234	9	4%	247
MACCLENNY NURSING AND REHAB		229	18	7%	247
KR at Hillsborough Lakes/Lutz Healthcare		236	10	4%	246
Surrey Place Healthcare and Rehabilitation		244	2	1%	246
AMERICAN FINNISH NURSING HOME	2	237	7	3%	246
Concordia Village of Tampa AL		241	5	2%	246
AVECINA MOBILE		121	125	51%	246
Heritage Healthcare at Tallahassee		239	7	3%	246
Solaris Senior Living North Naples ALF		237	9	4%	246
ADVENTHEALTH EXPRESS CARE AT WESLEY CH		218	27	11%	245
ROSEWOOD HEALTHCARE & REHABILITATION CENTER		239	6	2%	245
BOND CLINIC, PA		180	64	26%	244
ADVENT HEALTH - ORLANDO		185	59	24%	244
MALABAR/ADVENT CENTRA CARE		48	196	80%	244
WHITE WILSON MEDICAL IMMEDIATE CARE NICEVILLE		31	213	87%	244
CYPRESS COVE		237	6	2%	243
APLS SERVICES LLC D/B/A CLEAR DIAGNOSTICS	12	229	2	1%	243
AZALEA TRACE		229	13	5%	242
FLORIDA CLINICAL LABORATORY-BIOREFERENCE LABORATORIES		91	151	62%	242
HEARTLAND PEDIATRICS OF LAKE PLACID PA	1	211	30	12%	242
ARCHER HEALTH VENTURES, LLC		217	25	10%	242
GOOD SAMARITAN CARES		236	5	2%	241
LAKESIDE NEUROLOGIC		231	10	4%	241
CLARE BRIDGE OF SARASOTA		238	2	1%	240
Crossbreeze care center	1	236	2	1%	239
ORANGE COUNTY HEALTH DEPT		228	11	5%	239
EDGEWATER AT WATERMAN VILLAGE,THE		224	15	6%	239
NORTH FLORIDA PEDIATRICS - MARIANNA		200	39	16%	239
PALM GARDEN OF AVENTURA		236	3	1%	239
WALGREENS 10670		210	29	12%	239

# COVID-19: testing by laboratory

Data through Mar 14, 2021 verified as of Mar 15, 2021 at 09:25 AM

Data in this report are provisional and subject to change.

The numbers in the table below represent the number of Florida and non-Florida residents for whom test results were received by the Department of Health. A person can be tested by more than one laboratory and can have both positive and negative results. **Therefore, the sum of the numbers in each column will be larger than the total number of people tested.**

Reporting lab	Inconclusive	Negative	Positive	Percent positive	Total
AMERICAN HOUSE SENIOR LIVING		189	50	21%	239
BAYVIEW CENTER		233	5	2%	238
TERRACES OF LAKE WORTH CARE CENTER□		226	12	5%	238
Cross Gardens Care Center		237	1	0%	238
FLORIDA ATLANTIC UNIVERSITY STUDENT HEALTH		200	38	16%	238
HOMESTEAD VILLAGE		227	11	5%	238
DE LUNA HEALTH AND REHABILITATION CENTER		215	23	10%	238
WASHINGTON REHAB AND NURSING		227	10	4%	237
PONTE VEDRA GARDENS		235	1	0%	236
FELLOWSHIP HOME AT THE FAIRWAY LLC		229	7	3%	236
BOULEVARD REHABILITATION CENTER		222	14	6%	236
Consulate Health Care of St. Petersburg		229	7	3%	236
REGENTS PARK AT AVENTURA		221	14	6%	235
OAK HAMMOCK AT THE UNIVERSITY OF FLORIDA		229	6	3%	235
BAY TREE CARE AND REHABILITATION CENTER		197	38	16%	235
WATERMARK LAKE POINTE WOODS LLC		217	18	8%	235
UCC - WELLINGTON		3	231	99%	234
ARCPOINT LABS OF ST PETERSBURG		152	82	35%	234
PEDIATRICS IN BREVARD PA		188	46	20%	234
Chatham Glen Healthcare and Rehabilitation Center		226	8	3%	234
AMELIA MEDICAL CARE		84	149	64%	233
JACKSONVILLE UNIVERSITY	1	218	13	6%	232
MANDARIN PEDIATRICS		210	22	9%	232
TGH		1	231	100%	232
ATLANTIC URGENT CARE		155	77	33%	232
ST AUGUSTINE HEALTH & REHAB CENTER		231	1	0%	232
CONEY ISLAND HOSPITAL		225	7	3%	232
LYNN HAVEN SPORTS COMPLEX-WALKON CLINIC		21	209	91%	230
ManorCare Health Services-Palm Harbor	1	229			230
ARDEN COURTS OF TAMPA□	2	223	5	2%	230
Lake Port Square Health Center		212	16	7%	228
CITY OF PORT SAINT LUCIE		210	16	7%	226
PARKS HEALTHCARE & REHABILITATION CTR	4	211	11	5%	226
Lakewood Nursing Center		197	29	13%	226
SAMIR EBEID MD		202	23	10%	225
Avante at Inverness		223	1	0%	224
LEHIGH VALLEY GENOMICS			223	100%	223
THE RESIDENCE AT TIMBER PINES	4	194	25	11%	223
WIREGRASS DIRECT PRIMARY CARE PLLC□		190	33	15%	223
NORTH FLORIDA PEDIATRICS PA - DUVAL		193	29	13%	222
220 GOLDEN, LLC	1	205	16	7%	222
DISCOVERY VILLAGE AT MELBOURNE		195	27	12%	222
LORI MCAULIFFE MD PA		196	26	12%	222
PINNACLES PEDS CARE PA		222			222
Signature healthcare of Jacksonville		215	5	2%	220
CCS - JOSEPH V CONTE		218	2	1%	220
ANGELS DIAGNOSTIC GROUP		174	45	21%	219

# COVID-19: testing by laboratory

Data through Mar 14, 2021 verified as of Mar 15, 2021 at 09:25 AM

Data in this report are provisional and subject to change.

The numbers in the table below represent the number of Florida and non-Florida residents for whom test results were received by the Department of Health. A person can be tested by more than one laboratory and can have both positive and negative results. **Therefore, the sum of the numbers in each column will be larger than the total number of people tested.**

Reporting lab	Inconclusive	Negative	Positive	Percent positive	Total
WOOD LAKE HEALTH AND REHABILITATION CENTER		219			219
Boynton Beach Rehabilitation Center	2	213	4	2%	219
HOLISTIC PEDIATRICS GROUP LLC		197	21	10%	218
Avante at Orlando		214	4	2%	218
PREMIER MEDICAL CENTER LLC		218			218
ST. CLOUD REGIONAL MEDICAL CENTER		199	18	8%	217
ASCENSION MEDICAL GROUP		5	212	98%	217
SURREY PLACE CARE CENTER		211	6	3%	217
LAKE PORT SQUARE		200	17	8%	217
THE MANOR AT CARPENTERS		185	32	15%	217
BROOKDALE ATRIM WAY		210	6	3%	216
RENAISSANCE AT THE TERRACES		215	1	0%	216
CORAL REEF NURSING & REHABILITATION CENTER		211	5	2%	216
PALM BEACH COUNTY FIREFIGHTERS HEALTH CLINIC, LLC		176	40	19%	216
FORT PIERCE HEALTH CARE		209	7	3%	216
GATEWAY/ADVENT CENTRA CARE	1	24	190	88%	215
EDGEWOOD NURSING CENTER		208	7	3%	215
VETERANS AFFAIRS ORLANDO VA MEDICAL CENTER			215	100%	215
ST ANTHONYS REHABILITATION HOSPITAL	9	204	2	1%	215
Orchid Cove at Sarasota		213	1	0%	214
BLOCK, NATION, CHASE, AND SMOLEN FAMILY MEDICINE		157	57	27%	214
KEY LARGO - LARGO CARGO		193	21	10%	214
NSPIRE HEALTHCARE LAUDERHILL		208	6	3%	214
Consulate Healthcare of West Palm Beach		197	16	8%	213
MADISON FACILITY INC		212	1	0%	213
SEAVIEW NURSING AND REHABILITATION CENTER		210	2	1%	212
POCONO MEDICAL CENTER		212			212
LCS SANDHILL COVE LLC DBA	6	197	9	4%	212
San Jose Health & Rehabilitation		206	6	3%	212
RITECARE MEDICAL CENTER		141	71	33%	212
PCB CLINIC		167	45	21%	212
CONSULATE HEALTH CARE OF WINTER HAVEN		209	3	1%	212
DOCTORS MEMORIAL FAMILY MEDICINE	2	146	64	30%	212
SUPERIOR RESIDENCES OF PANAMA CITY BEACH		205	6	3%	211
CORAL GABLES NURSING & REHABILITATION CENTER		201	10	5%	211
MORSELIFE MEMORY CARE RESIDENCE		202	9	4%	211
MACTOWN, INC		209	2	1%	211
LIFE CARE CENTER OF PORT ST. LUCIE		200	11	5%	211
SUNRISE DIAGNOSTIC LABORATORY		158	53	25%	211
LAKEVIEW INTERNAL MEDICINE		154	57	27%	211
ADVENT HEALTH - LAKE NONA		182	29	14%	211
Royal Oaks Nursing and Rehab		209	1	0%	210
COLONY CLUB ALF,THE	1	196	13	6%	210
BODYK		206	4	2%	210
BORLAND GROOVER CLINIC	1	172	37	18%	210
GOOD SAMARITAN SOCIETY OF DELAND		199	11	5%	210
GUEST HOUSE OCALA, THE		203	6	3%	209

# COVID-19: testing by laboratory

Data through Mar 14, 2021 verified as of Mar 15, 2021 at 09:25 AM

Data in this report are provisional and subject to change.

The numbers in the table below represent the number of Florida and non-Florida residents for whom test results were received by the Department of Health. A person can be tested by more than one laboratory and can have both positive and negative results. **Therefore, the sum of the numbers in each column will be larger than the total number of people tested.**

Reporting lab	Inconclusive	Negative	Positive	Percent positive	Total
Whispering Oaks	11	175	23	11%	209
HEALTH FIRST - HOLMES REGIONAL MEDICAL CENTER		32	177	85%	209
Taylor Care Center		204	5	2%	209
The Palace Nursing and Rehabilitation Center		209			209
Bayside Health and Rehabilitation		177	31	15%	208
PADDOCK RIDGE		204	3	1%	207
PALMS MEDICAL GROUP HIGH SPRINGS		174	33	16%	207
FULGENT GENETICS	2	165	40	19%	207
ST PETERSBURG PEDIATRICS-EAST BAY	1	171	34	17%	206
POMPANO REHABILITATION AND NURSING CTR		206			206
Nspire Health Care Kendall		196	10	5%	206
METROPOLITAN HOSPITAL CENTER		199	6	3%	205
EVENT MED SERVICES LABORATORY		200	5	2%	205
SOLARIS SENIOR LIVING VERO BEACH		197	7	3%	204
CHILDREN MED CARE INC		171	33	16%	204
Flagler Health and Rehabilitation		201	3	1%	204
Sunnyside Nursing Home		200	3	1%	203
GLENRIDGE ON PALMER RANCH,THE		195	8	4%	203
BROOKDALE OF SPRING HILL	9	192	2	1%	203
ADVENT HEALTH CENTRA CARE - DAYTONA BEACH		94	108	53%	202
PATHGROUP LABS LLC		97	105	52%	202
POLK COUNTY HEALTH DEPARTMENT		178	24	12%	202
ADVENT HEALTH CENTRA CARE - APOPKA NORTH		172	30	15%	202
ELLENTON PEDIATRICS PA		187	14	7%	201
VAMC WEST PALM LAB		5	196	98%	201
VILLAGE PLACE NH LLC		177	24	12%	201
WHITE WILSON MEDICAL CENTER IMMEDIATE CARE		93	108	54%	201
STERLING HOUSE OF WINTER HAVEN		198	3	1%	201
CONSULATE HEALTH CARE OF MELBOURNE		196	5	2%	201
Governors Creek Health and Rehabilitation	1	198	2	1%	201
INN AT ASTON GARDENS, THE		193	7	4%	200
HERITAGE HEALTHCARE AND REHABILITATION CENTER		195	5	3%	200
MATHISON RETIREMENT COMMUNITY, INC	1	191	8	4%	200
OAKBROOK HEALTH AND REHABILITATION CENTER	1	184	14	7%	199
ADVENT HEALTH - CARROLLWOOD	4	169	26	13%	199
CCS - PAUL REIN DETENTION FACILITY		133	66	33%	199
VI AT BENTLEY VILLAGE HOME CARE		198	1	1%	199
SOUTHLAND SUITES OF ORMOND BEACH	4	195			199
FAMILY MEDICAL CARE OF PALM BEACH		138	60	30%	198
DEPARTMENT OF HEALTH & HUMAN SERVICES		198			198
LAUREL POINT CARE ACQUISITION LLC DBA SANDGATE GARDENS REHAB AND NURSI		171	27	14%	198
BRADEN RIVER REHABILITATION CENTER LLC		196	1	1%	197
NO FLORIDA PEDIATRICS, PA		169	27	14%	196
HOSPICE OF ST FRANCIS INC		189	7	4%	196
PALM HARBOR FAMILY PRACTICE & WALK-IN		149	47	24%	196
ABBIEJEAN RUSSELL CARE CENTER		195	1	1%	196
BAY VUE NURSING AND REHABILITATION CENTER		186	10	5%	196

# COVID-19: testing by laboratory

Data through Mar 14, 2021 verified as of Mar 15, 2021 at 09:25 AM

Data in this report are provisional and subject to change.

The numbers in the table below represent the number of Florida and non-Florida residents for whom test results were received by the Department of Health. A person can be tested by more than one laboratory and can have both positive and negative results. **Therefore, the sum of the numbers in each column will be larger than the total number of people tested.**

Reporting lab	Inconclusive	Negative	Positive	Percent positive	Total
MARTIN ACQUISITION 1 LLC DBA		183	13	7%	196
SANDY PINES	2	175	19	10%	196
LAKE VIEW CARE CENTER AT DELRAY		190	6	3%	196
TARPON POINT NURSING AND REHABILITATION CENTER		192	3	2%	195
FLORIDA HEALTH CARE PLAN INC		2	193	99%	195
Cross Terrace REhabilitation		193	2	1%	195
Heritage Park Rehabilitation & Healthcare		177	18	9%	195
The Waterford		191	3	2%	194
PARTICLE THEORY LABS		175	19	10%	194
SARNO EXTENDED HOURS		124	69	36%	193
ALLIANCE PEDIATRICS PA		188	5	3%	193
MARION AND BERNARD L SAMSON NURSING CENTER		189	4	2%	193
IMA MEDICAL GROUP		126	66	34%	192
ARDEN COURTS OF SEMINOLE		151	41	21%	192
GRACE PEDIATRICS		161	31	16%	192
DOS OF NORTH SHORES NURSING & REHAB CENTER		192			192
CYPRESS POINT LIVING, LLC		177	15	8%	192
AMA MEDICAL GROUP LLC		160	32	17%	192
FLAGLER COUNTY DETENTION CENTER		183	8	4%	191
BOCA RATON REHABILITATION CENTER	4	184	3	2%	191
TUSCAN GARDENS OF PALM COAST		186	5	3%	191
HEALTH LINK DIAGNOSTIC LABORATORIES		182	9	5%	191
MIRACLE HILL NURSING & REHABILITATION CENTER INC		184	6	3%	190
FINLAY CLINICAL LABORATORY INC		38	152	80%	190
SPRINGS AT LAKE POINTE WOODS		188	2	1%	190
NEO GENOMICS - FORT MYERS	1	183	6	3%	190
MEDICAL CONSULTANTS OF FLORIDA LLC	1	155	33	17%	189
ADVANCED MEDICAL GROUP		1	188	99%	189
PATHWAY PHARMACY		155	34	18%	189
RIVERWOOD CENTER,THE		179	10	5%	189
SUNCOAST URGENT CARE		140	49	26%	189
FIRST CHOICE PEDIATRICS SEMORAN		97	91	48%	188
WOMEN'S CARE FLORIDA LABORATORY		183	5	3%	188
OCEAN REEF MEDICAL CENTER		150	38	20%	188
AFTER HOURS PEDIATRICS INC	1	1	186	99%	188
PLANTATION NURSING & REHAB CENTER		187			187
PATRIOT MEDICAL LABORATORIES		179	8	4%	187
FARAH MEDICAL		175	12	6%	187
DISCOVERY VILLAGE AT NAPLES		169	17	9%	186
ANTHEM LAKES LLC		151	35	19%	186
CSL PLASMA		31	155	83%	186
LEESBURG PEDIATRICS		161	25	13%	186
ALLSOUTH URGENT CARE		19	166	90%	185
VIERA MANOR ASSISTED LIVING RESIDENCE		178	7	4%	185
ADVENT		172	13	7%	185
BEACON AT GULF BREEZE, THE	2	173	10	5%	185
NIGHT LITE PEDIATRICS WINTER GARDEN		144	41	22%	185

# COVID-19: testing by laboratory

Data through Mar 14, 2021 verified as of Mar 15, 2021 at 09:25 AM

Data in this report are provisional and subject to change.

The numbers in the table below represent the number of Florida and non-Florida residents for whom test results were received by the Department of Health. A person can be tested by more than one laboratory and can have both positive and negative results. **Therefore, the sum of the numbers in each column will be larger than the total number of people tested.**

Reporting lab	Inconclusive	Negative	Positive	Percent positive	Total
LAKESIDE HEALTH CENTER		185			<b>185</b>
ST. JAMES BAY HEALTH AND REHABILITATION CENTER		183	1	1%	<b>184</b>
CARENOW LAKE MARY		45	139	76%	<b>184</b>
LAB CORP	1	105	78	42%	<b>184</b>
BAPTIST HEALTH PRIMARY CARE	1	134	49	27%	<b>184</b>
GEORGIA DEPARTMENT OF PUBLIC HEALTH	1	5	178	97%	<b>184</b>
ADVENT HEALTH CENTRA CARE - WESLEY CHAPEL		13	170	93%	<b>183</b>
Life Care Center of Altamonte Springs		157	26	14%	<b>183</b>
UNIVERSITY OF MIAMI		56	127	69%	<b>183</b>
THE VILLAGES REGIONAL HOSPITAL FREESTANDING		163	20	11%	<b>183</b>
PBC FIREFIGHTER BENEFIT FUND WELLNESS CENTER		147	36	20%	<b>183</b>
HOSPITAL FOR SPECIAL SURGERY		180	3	2%	<b>183</b>
CANTERFIELD OF CLAY COUNTY		144	38	21%	<b>182</b>
YOUR FAMILY WALK-IN CLINIC		13	169	93%	<b>182</b>
BARKLEY PLACE	1	177	4	2%	<b>182</b>
BROOKDALE ORANGE PARK		181	1	1%	<b>182</b>
KENILWORTH CARE & REHABILITATION CENTER		172	10	5%	<b>182</b>
NEW YORK CITY DEPARTMENT OF HEALTH & MENTAL		149	33	18%	<b>182</b>
Emory L Bennett State Veterans Nursing Home		178	3	2%	<b>181</b>
NADAL PEDIATRICS - VICTORIA STREET (3385)		153	28	15%	<b>181</b>
JACKSONVILLE NURSING AND REHAB CENTER		173	8	4%	<b>181</b>
ST VINCENT'S AMBULATORY CARE INC DBA	2	155	24	13%	<b>181</b>
MIDWAY PRIMARY CARE, LLC	11	102	68	38%	<b>181</b>
EDWARD J HEALEY REHAB & NURSING CENTER		180			<b>180</b>
MIAMI VA HEALTHCARE SYSTEM			179	100%	<b>179</b>
ZON BEACHSIDE LLC		142	37	21%	<b>179</b>
STERLING HOUSE OF PUNTA GORDA		178	1	1%	<b>179</b>
PRIMECARE OF DOTHAN		124	54	30%	<b>178</b>
GULF COAST MEDICAL CENTER		174	4	2%	<b>178</b>
ARDEN COURTS OF LARGO FL, LLC		156	22	12%	<b>178</b>
HAWKINS FAMILY MEDICINE LLC	1	127	50	28%	<b>178</b>
ADVENT HEALTH CENTRA CARE - CARROLLWOOD		5	172	97%	<b>177</b>
ALL SEASONS NAPLES LLC		172	5	3%	<b>177</b>
FLORIDA STATE HOSPITAL CLINICAL LABORATORY		175	1	1%	<b>176</b>
WALGREENS 4915	1	156	19	11%	<b>176</b>
KINDRED HOSPITAL THE PALM BEACHES		171	5	3%	<b>176</b>
The Ponce Therapy Care Center		172	4	2%	<b>176</b>
ORLANDO HEALTH EMERGENCY DEPARTMENT		163	12	7%	<b>175</b>
SOUTH BALDWIN REGIONAL MEDICAL CENTER		163	12	7%	<b>175</b>
ASTON GARDENS AT PELICAN MARSH		169	5	3%	<b>174</b>
The Inn at Sarasota Bay Club		172	2	1%	<b>174</b>
CANTERFIELD OF OCALA, LLC		163	11	6%	<b>174</b>
QUICK CARE MED LLC	1	121	52	30%	<b>174</b>
GENE BY GENE		61	113	65%	<b>174</b>
US MEDICAL CARE, INC		155	19	11%	<b>174</b>
BENDERSON FAMILY SKILLED NURSING AND		156	17	10%	<b>173</b>
WORKPLACE SCREENING INTELLIGENCE			173	100%	<b>173</b>

# COVID-19: testing by laboratory

Data through Mar 14, 2021 verified as of Mar 15, 2021 at 09:25 AM

Data in this report are provisional and subject to change.

The numbers in the table below represent the number of Florida and non-Florida residents for whom test results were received by the Department of Health. A person can be tested by more than one laboratory and can have both positive and negative results. **Therefore, the sum of the numbers in each column will be larger than the total number of people tested.**

Reporting lab	Inconclusive	Negative	Positive	Percent positive	Total
CRYSTAL RIVER HEALTH & REHAB		173			173
ROSECASTLE OF CITRUS		142	30	17%	172
HIGHLANDS URGENT CARE			172	100%	172
LABCORP BURLINGTON		137	35	20%	172
CENTRAL FLORIDA HEALTHCARE GROUP LLC		151	21	12%	172
BROOKDALE FORT MYERS THE COLONY		167	4	2%	171
JUPITER MEDICAL CENTER URGENT CARE - STUART		124	47	27%	171
JUNO DERMATOLOGY LLC		156	15	9%	171
FORT WALTON REHABILITATION CENTER		133	38	22%	171
CARE CENTERS OF NASSAU		168	3	2%	171
EXOSOME DIAGNOSTICS	1	151	18	11%	170
BRIGHTON EGGERT PHARMACY INC		163	7	4%	170
PHYSICIANS REGIONAL MEDICAL CENTER - PINE RIDGE		20	149	88%	169
HIGHLANDS LAKE CENTER		165	4	2%	169
Life Care Center of Orlando		164	5	3%	169
BAY EDUCATORS WELLNESS CENTER		112	57	34%	169
NORTH FLORIDA INTERNAL MEDICINE PA		135	34	20%	169
CONCORD LIFE SCIENCES LLC	2	150	17	10%	169
MEDICATION ROOMS-CSU/CI NURSE STATION	1	157	11	7%	169
ROSECASTLE OF ZEPHRHILLS		165	3	2%	168
ANCHOR CARE AND REHABILITATION CENTER		167	1	1%	168
PANAMA CITY DEVELOPMENTAL CENTER□		168			168
PEDIATRIC SPECIALISTS MEDICAL GROUP□	1	155	12	7%	168
TUSCAN GARDENS OF VENETIA MANAGEMENT COMPANY		155	13	8%	168
DOLPHIN POINTE HEALTH CARE LLC		148	20	12%	168
MILLENNIUM PHYSICIAN GROUP LLC		144	23	14%	167
URGENT CARE OF THE PALM BEACHES, NORTH PALM BEACH			167	100%	167
ADVENT HEALTH CENTRA CARE - TEMPLE TERRACE	1	103	63	38%	167
SUMMERFIELD EMERGENCY ROOM		124	43	26%	167
JUPITER MEDICAL CENTER URGENT CENTER		130	36	22%	166
GLADES HEALTH CARE CENTER		163	3	2%	166
AVANTE AT OCALA INC		136	30	18%	166
MEADOWCREST FAMILY PHYSICIANS		97	69	42%	166
OSPREY VILLAGE AT AMELIA ISLAND LTD		155	10	6%	165
CITRUS HEALTH AND REHAB		132	33	20%	165
THE ARLINGTON OF NAPLES INC.		162	3	2%	165
CAYUGA MEDICAL CENTER AT ITHACA		160	5	3%	165
SUNY UPSTATE MEDICAL UNIVERSITY		152	13	8%	165
SUWANNEE VALLEY NURSING CENTER		150	14	9%	164
WILLISTON PEDIATRICS PA	1	139	23	14%	163
COASTAL INTERNAL MEDICINE		125	38	23%	163
PEDIATRICS OF GREATER ORLANDO		140	23	14%	163
BHA TITUSVILLE CLINIC		152	11	7%	163
TRI COUNTY NURSING HOME		162	1	1%	163
STAR CARE		143	20	12%	163
PRECISION GENETICS, INC		157	6	4%	163
MOBILE INFIRMARY MED CENTER PATH LAB		148	15	9%	163

# COVID-19: testing by laboratory

Data through Mar 14, 2021 verified as of Mar 15, 2021 at 09:25 AM

Data in this report are provisional and subject to change.

The numbers in the table below represent the number of Florida and non-Florida residents for whom test results were received by the Department of Health. A person can be tested by more than one laboratory and can have both positive and negative results. **Therefore, the sum of the numbers in each column will be larger than the total number of people tested.**

Reporting lab	Inconclusive	Negative	Positive	Percent positive	Total
WOODBIDGE FACILITY INC		158	5	3%	163
BRADENTON HEALTH CARE		163			163
ALTAMONTE MD		3	159	98%	162
WESLEY HAVEN VILLA	1	127	34	21%	162
LAKEVIEW TERRACE RETIREMENT COMMUNITY		144	17	11%	161
ARDEN COURTS OF DELRAY BEACH FL LLC	3	148	10	6%	161
HUNT CLUB PEDIATRIC ASSOCIATES PA		101	60	37%	161
MID FLORIDA PATHOLOGY LLC MOBILE UNIT #4		110	51	32%	161
SOMERBY LAKE NONA		154	7	4%	161
KEYSTONE REHAB		160			160
GREENBRIAR REHABILITATION AND NURSING CENTER	1	159			160
ARCADIA HEALTH AND REHABILITATION CENTER		100	60	38%	160
NAIA		159	1	1%	160
BIOIQ		111	48	30%	159
BROOKDALE PENSACOLA		158	1	1%	159
WEST COAST FAMILY MEDICAL CARE		124	34	22%	158
WUESTHOFF REF LABORATORY			158	100%	158
ARDEN COURTS OF FORT MYERS		154	4	3%	158
A PLUS PEDIATRICS		138	19	12%	157
DOCTORS MEMORIAL FAMILY PRACTICE	2	119	36	23%	157
REGENCY PARK		138	18	12%	156
SIGNATURE HEALTHCARE OF ORANGE PARK		153	3	2%	156
Englewood Healthcare and Rehab		141	15	10%	156
TIMBERRIDGE NURSING HOME & REHAB		123	33	21%	156
NORTH PORT REHABILITATION AND NURSING CENTER		155	1	1%	156
VIPEDIATRICS PLLC		142	14	9%	156
JACKSONVILLE VA UNIVERSITY OPC	4	146	5	3%	155
COCOA BEACH/ADVENT CENTRA		41	114	74%	155
HIALEAH SHORES NURSING AND REHAB CENTER		146	8	5%	154
BARTRAM CROSSING		154			154
PRUITT HEALTH		152	2	1%	154
FAWCETT MEMORIAL HOSPITAL-LAB		39	115	75%	154
PALMETTTO FACILITY INC	1	153			154
DIAMOND RIDGE		147	7	5%	154
POINTE, THE		126	28	18%	154
HEALTHPOINT MED GRP OF THE EMERALD COAST LLC		123	30	20%	153
FLORIDA DEPARTMENT OF HEALTH IN TAYLOR COUNTY	1	109	43	28%	153
Kindred Hospital South Florida Hollywood SNU		146	7	5%	153
VILLA MARIA WEST SKILLED NURSING FACILITY		145	7	5%	152
GEORGE SAFRAN MD PC		139	13	9%	152
CHARTER SENIOR LIVING OF PANAMA CITY BEACH		130	21	14%	151
NORTH BEACH REHABILITATION CENTER		149	2	1%	151
BENTON HOUSE AT OAKLEAF		121	30	20%	151
VIERA DEL MAR HEALTH AND REHABILITATION CENTER		146	4	3%	150
Sunrise Health and Rehabilitation Center		146	4	3%	150
LAKE REGIONAL URGENT CARE		11	139	93%	150
LABORATORY OF FLORIDA		97	53	35%	150

# COVID-19: testing by laboratory

Data through Mar 14, 2021 verified as of Mar 15, 2021 at 09:25 AM

Data in this report are provisional and subject to change.

The numbers in the table below represent the number of Florida and non-Florida residents for whom test results were received by the Department of Health. A person can be tested by more than one laboratory and can have both positive and negative results. **Therefore, the sum of the numbers in each column will be larger than the total number of people tested.**

Reporting lab	Inconclusive	Negative	Positive	Percent positive	Total
The Crossroads		149	1	1%	150
VILLAGE PEDIATRICS LLC		123	26	17%	149
F&T MEDICAL RESEARCH, INC		149			149
PRECISION HEALTH RESOURCES, LLC	1	133	15	10%	149
KRYSTAL BAY NURSING AND REHABILITATION		145	4	3%	149
SUNNY HILLS ALF OF SEBRING INC		138	11	7%	149
PHYSICIAN PARTNERS PERRY		86	63	42%	149
GOLD CHOICE SENIOR COMMUNITIES		109	40	27%	149
PROVIDENCE HOSPITAL LABORATORY		141	8	5%	149
WRIGHTS HEALTH CARE AND REHABILITATION CENTER		118	30	20%	148
ALL FLORIDA FAMILY AND SPORTS MEDICINE		128	20	14%	148
FHMG-FLORIDA HOSPITAL MEDICAL GROUP		126	22	15%	148
MILLENNIUM LAB SERVICES			148	100%	148
VITAS HEALTHCARE CORPORATION OF FL		133	15	10%	148
REFUAH HEALTH CENTER LABORATORY		141	7	5%	148
AMERICAN FAMILY MEDICAL LLC		109	39	26%	148
NO FLORIDA PEDIATRICS, PA - BRADFORD		120	27	18%	147
SEAGRASS VILLAGE FLEMING ISLAND		110	37	25%	147
GRAVITY DIAGNOSTICS		54	93	63%	147
SONATA COCONUT CREEK	2	122	23	16%	147
PALM BEACH COUNTY HEALTH DEPT LAB	4	136	6	4%	146
CORE BIO LABS		76	70	48%	146
CLEARWATER STATMED QUICK QUALITY CLINICS		42	104	71%	146
Quail Run Health Care Center		146			146
DESOTO PALMS ALF		140	5	3%	145
CAREATC CITY OF TAMPA		119	26	18%	145
BONITA PHARMACY		133	12	8%	145
BROOKDALE CAPE CORAL		145			145
CRANE CENTER		114	31	21%	145
REGENCY CARE OF BLOUNTSTOWN LLC		135	10	7%	145
NAVARRE GARDENS LLC		120	25	17%	145
QUEENS HOSPITAL CENTER	1	134	10	7%	145
FAMILY EXTENDED CARE OF CENTRAL TAMPA		127	18	12%	145
NCRNC INC		140	4	3%	144
ADVENTHEALTH HOSPICE CARE CENTRAL FLORIDA		140	4	3%	144
WALGREENS 6221		127	17	12%	144
MACKOUL PEDIATRICS FORT MYERS		127	17	12%	144
RDV SPORTSPLEX PEDIATRICS		117	27	19%	144
ADVENTHEALTH CENTRA CARE PONCIANA	1	81	62	43%	144
JEFFERY WEINZWEIG		2	141	99%	143
RIVERSIDE RECOVERY OF TAMPA		142	1	1%	143
OAKHURST CENTER		135	7	5%	142
Nemours Children's Urgent Care		80	62	44%	142
ALLCARE MEDICAL CENTERS PC		118	24	17%	142
JACKSON COUNTY HEALTH DEPARTMENT		98	44	31%	142
OAKS OF KISSIMMEE HEALTH AND REHABILITATION CENTER		138	3	2%	141
UNITED CLINICAL LABORATORIES		132	9	6%	141

# COVID-19: testing by laboratory

Data through Mar 14, 2021 verified as of Mar 15, 2021 at 09:25 AM

Data in this report are provisional and subject to change.

The numbers in the table below represent the number of Florida and non-Florida residents for whom test results were received by the Department of Health. A person can be tested by more than one laboratory and can have both positive and negative results. **Therefore, the sum of the numbers in each column will be larger than the total number of people tested.**

Reporting lab	Inconclusive	Negative	Positive	Percent positive	Total
SACRED HEART HEALTH SYSTEM INC		111	30	21%	<b>141</b>
SUNLIFE PHARMACY		129	12	9%	<b>141</b>
PORT ST LUCIE REHABILITATION AND HEALTHCARE		98	43	30%	<b>141</b>
MCW MENTAL HEALTH LLC		137	4	3%	<b>141</b>
EAST NEW YORK DIAGNOSTIC AND TREATMENT		134	7	5%	<b>141</b>
Hampton Court Nursing and Rehabilitation Center		139	2	1%	<b>141</b>
CROSSWINDS HEALTH AND REHABILITATION CENTER	1	138	2	1%	<b>141</b>
NOVARI CARE LLC		97	44	31%	<b>141</b>
NAPHCARE, INC AT MANATEE COUNTY JAIL		116	25	18%	<b>141</b>
ADVENT HEALTH - PALM HARBOR ER		109	31	22%	<b>140</b>
TUSCAN ISLE CHAMPIONSGATE OP CO LLC		138	2	1%	<b>140</b>
FINNISH AMERICAN REST HOME-ALF		138	2	1%	<b>140</b>
WEDGEWOOD HEALTHCARE CENTER		92	48	34%	<b>140</b>
Gulf Coast Healthcare (Longwood Health and Rehab		118	21	15%	<b>139</b>
DAYSPRING VILLAGE		117	22	16%	<b>139</b>
GRAND OAKS HEALTH & REHABILITATION		138	1	1%	<b>139</b>
WILTON MANORS HEALTH & REHABILITATION CENTER		130	9	6%	<b>139</b>
AMERICAN PATHOLOGY PARTNERS		136	2	1%	<b>138</b>
ADVENT HEALTH CENTRA CARE - CITRUS PARK		9	129	93%	<b>138</b>
LabCorp L#09258090 M#09258105		74	64	46%	<b>138</b>
FLORIDA HEALTH CARE PLANS INC		1	137	99%	<b>138</b>
ADVENT HEALTH CENTRA CARE - DELAND		28	110	80%	<b>138</b>
SMILEY MEDICAL GROUP		108	29	21%	<b>137</b>
CARENOW URGENT CARE - LAKE MARY			137	100%	<b>137</b>
PPC-LAB EDI ORCHARD BI		129	8	6%	<b>137</b>
SPRING HAVEN RETIREMENT	1	133	3	2%	<b>137</b>
CHERRY OAK PALM BEACH COUNTY		129	8	6%	<b>137</b>
MANOR AT BLUEWATER BAY		131	6	4%	<b>137</b>
QUALITY URGENT CARE AND WELLNESS PL	3	96	37	27%	<b>136</b>
DB MD		121	15	11%	<b>136</b>
CLARE BRIDGE OF CAPE CORAL	1	135			<b>136</b>
LONGWOOD HEALTH AND REHABILITATION CENTER		124	12	9%	<b>136</b>
ADVENT HEALTH CENTRA CARE - ORANGE CITY	1	53	82	60%	<b>136</b>
SONATA DELRAY BEACH		125	11	8%	<b>136</b>
GULFCOAST PEDIATRICS		128	8	6%	<b>136</b>
PENSACOLA PEDIATRICS - PACE		128	8	6%	<b>136</b>
MAINSTREAM DIAGNOSTIC LABORATORY LLC		117	19	14%	<b>136</b>
MV MEDICAL PRACTICE DBA PRIMARY URGENT CARE		128	7	5%	<b>135</b>
MED COMP SCIENCES		1	134	99%	<b>135</b>
CITRUS MEMORIAL HOSPITAL			135	100%	<b>135</b>
LIFE BRITE		119	16	12%	<b>135</b>
PEDIATRIC CARE CENTER		135			<b>135</b>
WINDSOR OF LAKEWOOD RANCH,THE		133	2	1%	<b>135</b>
IRL MARKET LAB ALACHUA		104	31	23%	<b>135</b>
RITE MEDICAL CARE PC		133	2	1%	<b>135</b>
SENIOR LIVING VII TAMPA LLC	1	124	9	7%	<b>134</b>
STEWART MEDICAL GROUP		34	100	75%	<b>134</b>

# COVID-19: testing by laboratory

Data through Mar 14, 2021 verified as of Mar 15, 2021 at 09:25 AM

Data in this report are provisional and subject to change.

The numbers in the table below represent the number of Florida and non-Florida residents for whom test results were received by the Department of Health. A person can be tested by more than one laboratory and can have both positive and negative results. **Therefore, the sum of the numbers in each column will be larger than the total number of people tested.**

Reporting lab	Inconclusive	Negative	Positive	Percent positive	Total
Peninsula Care and Rehab		122	12	9%	134
DOCTOR'S IN HOUSE LABORATORY		18	116	87%	134
ADVANCED MEDICAL CENTER		86	48	36%	134
LIFE CARE CENTER OF JACKSONVILLE□		113	21	16%	134
ISLAND HEALTH AND REHABILITATION CENTER		132	1	1%	133
SOUTH CAMPUS FACILITY INC		122	11	8%	133
THE REHABILITATION CENTER OF LAKE CITY		127	5	4%	132
Lakeside Nursing and Rehabilitation Center	1	106	25	19%	132
CLINICA HISPANA		1	131	99%	132
INTEGRATED REGIONAL LABORATORIES		119	12	9%	131
THE WELLNESS CENTER AT LAKEWOOD RANCH		43	88	67%	131
PROFESSIONAL URGENT CARE SERVICES		98	33	25%	131
FOUNTAINS OF HOPE LLC, THE		130	1	1%	131
CENTRACARE		17	114	87%	131
HARBORCHASE OF VERO BEACH	1	114	15	12%	130
MOOSEHAVEN LIFE CARE CENTER		130			130
ST JOSEPH'S HOSPITAL LABORATORY			130	100%	130
JPR URGENT MEDICAL CARE		128	2	2%	130
TRI-COUNTY NURSING HOME		117	12	9%	129
STUART - FAIRGROUNDS		113	16	12%	129
AMERICAN HOUSE-BONITA SPRINGS□		128	1	1%	129
The Crossings		127	2	2%	129
FAWCETT MEMORIAL HOSPITAL LABORATORY			129	100%	129
SONNIS PEDIATRICS PA		116	13	10%	129
BMHSI-AEL MICROBIOLOGY LABORATORY	2	102	25	19%	129
WILLOW BROOKE COURT AT AZALEA TRACE		127	1	1%	128
QUICK CARE MED PL CR		80	48	38%	128
PEDIATRIC ASSOCIATES AT ARGYLE PA		122	6	5%	128
ENCOMPASS HEALTH REHABILITATION OF SEA PINES		127	1	1%	128
DAYSPRING SENIOR LIVING LLC		126	2	2%	128
ADVENTHEALTH MEDICAL GROUP FAMILY MEDICINE AT		100	28	22%	128
GESSLER CLINIC PA		98	29	23%	127
SHOAL CREEK REHABILITATION CENTER		85	42	33%	127
HILLSBOROUGH COUNTY DEVELOPMENTAL CTR□	1	117	9	7%	127
TGH URGENT CARE – SEMINOLE			126	100%	126
PROVISTA DIAGNOSTICS, INC		123	3	2%	126
WILLOWBROOKE COURT AT ST ANDREWS ESTATES		121	5	4%	126
MEASE COUNTRYSIDE HOSPITAL		1	125	99%	126
PROMPT CARE OF CENTRAL FLORIDA			126	100%	126
NORTH FL SOUTH GA HCS-LAKE CITY		123	3	2%	126
FIRSTCARE CLINIC		67	58	46%	125
THE CLUB AND REHABILITATION CENTER		124	1	1%	125
RESEARCH CENTERS OF AMERICA, LLC		101	23	19%	124
NORTH FL SOUTH GA HCS-MALCOM RANDALL VAMC			124	100%	124
KINDRED HOSPITAL MELBOURNE	1	119	4	3%	124
IQBAL A FARUQUI MD□		92	32	26%	124
KINDRED HOSPITAL-BAY AREA-ST PETERSBURG LAB	1	117	6	5%	124

# COVID-19: testing by laboratory

Data through Mar 14, 2021 verified as of Mar 15, 2021 at 09:25 AM

Data in this report are provisional and subject to change.

The numbers in the table below represent the number of Florida and non-Florida residents for whom test results were received by the Department of Health. A person can be tested by more than one laboratory and can have both positive and negative results. **Therefore, the sum of the numbers in each column will be larger than the total number of people tested.**

Reporting lab	Inconclusive	Negative	Positive	Percent positive	Total
MANOR CARE OF PALM HARBOR		123	1	1%	124
Mt Sinai Aventura			124	100%	124
ARBOR GLEN AT ARBOR TRACE	2	113	9	7%	124
BAPTIST HEALTH URGENT CARE AT PLANTATION		96	28	23%	124
ADVENT HEALTH CENTRA CARE - BRANDON		31	92	75%	123
ST PETERSBURG PEDIATRICS-MLK JUNIOR BLVD		114	9	7%	123
CITRUS MEMORIAL HEALTH SYSTEM LAB		2	121	98%	123
WINDERMERE MEDICAL CENTER		117	5	4%	122
THREE OAKS PHARMACY INC		109	13	11%	122
JEFFERSON COUNTY HEALTH DEPARTMENT-MONTICELLO		91	31	25%	122
D PEDIATRICS		107	15	12%	122
COQUINA CENTER		119	3	2%	122
ESCAMBIA COUNTY JAIL DETENTION DIVISION		119	3	2%	122
URGENT CARE TCMA			121	100%	121
FLORIDA DEPARTMENT OF HEALTH IN LAKE COUNTY	1	78	42	35%	121
Crystal Health & Rehab Center		115	6	5%	121
ABSOLUTE HEALTH INTERNAL MEDICINE AND PEDIATRICS		106	15	12%	121
GENEDX		46	75	62%	121
PARKVIEW HEALTH		121			121
Sandy Ridge Center for Rehabilitation and Healing		100	21	17%	121
MINUTECLINIC DIAGNOSTIC OF RHODE ISLAND, LLC #729		117	4	3%	121
CLERMONT URGENT CARE			121	100%	121
EMBRY RIDDLE AERONAUTICAL UNIVERSITY HEALTH SERVICES		1	120	99%	121
DIAGNOSTIC LABORATORY OF OKLAHOMA		98	23	19%	121
AMERICAN HOUSE COCONUT POINT		102	18	15%	120
BROOKDALE JENSEN BEACH		117	3	3%	120
MEYER PEDIATRICS		107	13	11%	120
ARIZONA DEPARTMENT OF HEALTH SERVICES		5	115	96%	120
WALTON PLACE		119			119
SEMINOLE TRIBE OF FLORIDA		97	22	18%	119
MATHISON RETIREMENT COMMUNITY		114	5	4%	119
BOSTON RED SOX CLUB LP		117	2	2%	119
PALMS FACILITY INC		104	15	13%	119
ISLAND URGENT CARE PLLC DBA AFC URGENT CARE		118	1	1%	119
FIRST CHOICE PEDIATRICS INC		109	9	8%	118
RDX BIOSCIENCE		60	58	49%	118
HOBDARI FAMILY HEALTH LLC		82	36	31%	118
PSL NAPLES BH OPERATIONS, LLC		118			118
COASTAL HEALTH AND REHAB		110	8	7%	118
SH HERON EAST LLC		103	15	13%	118
ATMORE COMMUNITY HOSPITAL LABORATORY		91	27	23%	118
COLLIER PHARMACY		95	22	19%	117
Avante at Melbourne		116	1	1%	117
NEIGHBORHOOD MEDICAL CENTER		112	5	4%	117
KINDRED HOSPITAL - SOUTH FLORIDA		114	3	3%	117
MEMORY CARE OF NAPLES		117			117
PANAMA PHARMACY	3	96	18	15%	117

# COVID-19: testing by laboratory

Data through Mar 14, 2021 verified as of Mar 15, 2021 at 09:25 AM

Data in this report are provisional and subject to change.

The numbers in the table below represent the number of Florida and non-Florida residents for whom test results were received by the Department of Health. A person can be tested by more than one laboratory and can have both positive and negative results. **Therefore, the sum of the numbers in each column will be larger than the total number of people tested.**

Reporting lab	Inconclusive	Negative	Positive	Percent positive	Total
FLORIDA ATLANTIC UNIVERSITY		109	7	6%	116
MAGNOLIA MEDICAL CLINIC		11	105	91%	116
VITAS HEALTHCARE CORPORATION OF FLORIDA		113	3	3%	116
GARDENS HEALTH NH LLC		113	3	3%	116
BELVEDERE COMMONS OF FORT WALTON BEACH		106	10	9%	116
LEE COUNTY SCHOOL DISTRICT	1	108	7	6%	116
NADAL PEDIATRICS		87	28	24%	115
SUNFLOWER SPRINGS ASSISTED LIVING		105	10	9%	115
BROOKDALE COLONIAL PARK	2	112	1	1%	115
HAZELDEN FLORIDA	1	111	3	3%	115
TIFFANY HALL NURSING AND REHAB CENTER		106	9	8%	115
KINDRED HOSPITAL SOUTH FLORIDA		113	2	2%	115
TRADITION MEDICAL CENTER LABORATORY		50	65	57%	115
THE COURTYARD ASSISTED LIVING		111	4	3%	115
AHEC CLINIC		7	108	94%	115
BROWARD HEALTH CORAL SPRINGS EPIDEMIOLOGY DEPT		1	113	99%	114
BVM THE BRIDGES LLC		114			114
ELAN BUENA VISTA		97	17	15%	114
HOSPICE OF THE TREASURE COAST		110	4	4%	114
CABANA AT JENSEN DUNES, THE		110	4	4%	114
PINELLAS COUNTY JAIL			114	100%	114
MONTEFIORE MEDICAL CENTER LABORATORIES - MOSES		104	10	9%	114
FLORIDA MEDICAL CLINIC LLC		64	50	44%	114
Courtyards of Orlando Care Center		101	12	11%	113
HIGHLANDS MEDICAL CENTER		110	3	3%	113
TREASURE COAST MEDICAL ASSOCIATES		4	109	96%	113
NSPIRE HEALTHCARE TAMARAC		80	32	29%	112
WESTWOOD NURSING & REHAB		78	34	30%	112
UNIVERSITY MEDICAL CENTER SUITES		99	13	12%	112
SOLARIS SENIOR LIVING OF MERRITT ISLAND		108	4	4%	112
ALLIED HEALTH FORT PIERCE		112			112
EPWORTH VILLAGE RETIREMENT COMMUNITY		110	2	2%	112
CLEVELAND CLINIC FOUNDATION		12	100	89%	112
WELLNOW URGENT CARE PC		112			112
SUMMIT MEDICAL GROUP		103	9	8%	112
PHYSICIANS REGIONAL CLINIC		82	29	26%	111
ALTERNATIVE LIVING, INC DBA TWIN CITIES PAVILION		108	3	3%	111
ARBOR TERRACE ORTEGA LLC	2	107	2	2%	111
Lehigh Acres Health and Rehabilitation		99	11	10%	110
FLAGLER COLLEGE HEALTH SERVICES		80	30	27%	110
PINELLAS CARE CENTER		79	31	28%	110
L&S SENIOR CARE DBA ARCADIA OAKS	4	105	1	1%	110
HOSPICE OF THE EMERALD COAST INC - PANAMA CITY	2	101	7	6%	110
MG PORT CHARLOTTE II SUBTENANT LLC		99	11	10%	110
MD 365 MEDICAL CARE		109	1	1%	110
CVS		24	86	78%	110
TGH URGENT CARE - TYRONE		2	108	98%	110

# COVID-19: testing by laboratory

Data through Mar 14, 2021 verified as of Mar 15, 2021 at 09:25 AM

Data in this report are provisional and subject to change.

The numbers in the table below represent the number of Florida and non-Florida residents for whom test results were received by the Department of Health. A person can be tested by more than one laboratory and can have both positive and negative results. **Therefore, the sum of the numbers in each column will be larger than the total number of people tested.**

Reporting lab	Inconclusive	Negative	Positive	Percent positive	Total
LAKE HOUSE ASSISTED LIVING		93	17	15%	110
SOUTH BALDWIN MEDICAL CENTER GULF SHORES		87	22	20%	109
BIODESIX, INC.		81	28	26%	109
EVANS HEALTH CARE		106	2	2%	108
UNIVERSITY HEALTH SYSTEM INC		98	10	9%	108
CARE RESOURCE COMMUNITY HEALTH CENTERS INC		102	6	6%	108
Riviera Health Resort		108			108
SHC College Park		107	1	1%	108
North Lake Care Center		107	1	1%	108
LATE HOURS URGENT CARE		58	49	46%	107
ARBOR TERRACE SAN JOSE LLC	3	102	2	2%	107
HEARTLAND PHARMACY LAKE PLACID, INC		80	27	25%	107
BAY VIEW HEALTHCARE		85	22	21%	107
Centre Pointe Health and Rehabilitation Center		96	11	10%	107
NAVY HOSPITAL			107	100%	107
SEMINOLE SPORTS AND FAMILY MEDICINE		95	12	11%	107
ROHR HOME		104	3	3%	107
LEE MEMORIAL HEALTH SYSTEM HEALTH FAIR		102	5	5%	107
ALL MY KIDS PEDIATRICS INC		75	32	30%	107
NORTH FLORIDA EVALUATION AND TREATMENT CENTER	2	99	5	5%	106
ELMCROFT OF BELLA VITA		98	8	8%	106
MINUTECLINIC LLC #4987		92	14	13%	106
HEARTLAND HEALTHCARE AND REHAB CENTER		84	22	21%	106
HEART OF FLORIDA REGIONAL MED CTR		35	71	67%	106
MINUTECLINIC DIAGNOSTIC		99	7	7%	106
BAYCARE HEALTH SYSTEMS		2	104	98%	106
SURFSIDE URGENT CARE		85	21	20%	106
ISLAND DOCTORS		16	89	85%	105
ST PETERSBURG PEDIATRICS-SEMINOLE		92	13	12%	105
MY CLINICAL LAB INC		17	88	84%	105
PANCARE HEALTH GULF COUNTY		77	28	27%	105
PRIME HEALTH OF NORTH PORT LLC		92	13	12%	105
SUMMIT MEDICAL GROUP PA		95	10	10%	105
MEDICAL CONSULTANTS OF FLORIDA DBA	1	90	14	13%	105
PICH KTM CORP DBA MEDTOWN PHARMACY		89	16	15%	105
DIATHERIX LABORATORIES		61	44	42%	105
OPPENHEIMER PLASTIC SURGERY LLC		100	5	5%	105
EAST RIDGE RETIREMENT VILLAGE INC		104			104
VISTA MANOR		92	12	12%	104
J FRANK AVEY MD		81	23	22%	104
PEDIATRIC CARE CENTER- JACKSONVILLE BEACH		75	29	28%	104
PREDICTIVE LABORATORIES, INC	1	90	13	13%	104
GRANDE, THE	2	98	4	4%	104
CONCIMED LLC		91	13	13%	104
MINUTECLINIC DIAGNOSTIC OF TEXAS, LLC		93	10	10%	103
KINDRED HOSPITAL NORTH FLORIDA	3	94	6	6%	103
FHMG LAKE MARY PEDS		89	14	14%	103

# COVID-19: testing by laboratory

Data through Mar 14, 2021 verified as of Mar 15, 2021 at 09:25 AM

Data in this report are provisional and subject to change.

The numbers in the table below represent the number of Florida and non-Florida residents for whom test results were received by the Department of Health. A person can be tested by more than one laboratory and can have both positive and negative results. **Therefore, the sum of the numbers in each column will be larger than the total number of people tested.**

Reporting lab	Inconclusive	Negative	Positive	Percent positive	Total
A2Z DIAGNOSTICS		102	1	1%	103
CSL PLASMA INC		7	95	93%	102
ST MARK ASSISTED LIVING CENTER	1	89	12	12%	102
VIERA HOSPITAL			102	100%	102
MICRO PATH LABORATORIES INC		99	3	3%	102
SEVEN HILLS HEALTH AND REHABILITATION CENTER		86	16	16%	102
AEGIS MEDICAL GROUP		84	18	18%	102
WESTCHESTER MEDICAL CENTER		99	3	3%	102
TUSCAN ISLE OPERATING COMPANY LLC DBA		98	3	3%	101
SUNSHINE GARDENS		100	1	1%	101
BROOKDALE VERO BEACH SOUTH AL		101			101
EC OPCO CARROLLWOOD LLC		95	6	6%	101
LABCORP RTP		37	64	63%	101
ESCAMBIA COUNTY JAIL	1	74	26	26%	101
WHITE PLAINS HOSPITAL CENTER LAB		97	4	4%	101
RAPID RELIABLE TESTING NY LLC		93	7	7%	100
VILLAS OF HOLLY BROOK - BRADENTON 14TH		100			100
GLOBAL CENTRAL LABS AT PPD	2	88	10	10%	100
Consulate Health Care of Port Charlotte		98	2	2%	100
CAREMOUNT MEDICAL - PATHOLOGY		96	4	4%	100
DOUGLAS T JACOBSON STATE VETERANS HOME		100			100
CCS - BROWARD COUNTY JAIL		94	6	6%	100
EMERALD COAST CENTER		96	4	4%	100
325TH MEDICAL GROUP		83	16	16%	99
CENTRAL FLORIDA HEALTH CARE		47	52	53%	99
SANIBEL INTERNAL MEDICINE, LLC		96	3	3%	99
VITAS HEALTHCARE		89	10	10%	99
PruittHealth Fleming Island		87	12	12%	99
KORGENE LAB	1	28	69	70%	98
FLORIDA COMMUNITY HEALTH CENTERS INC			98	100%	98
SEMINOLE COUNTY HEALTH DEPARTMENT		79	19	19%	98
URINEGOODHANDS LLC		96	2	2%	98
MACADAMS HOME HEALTH AGENCY		97	1	1%	98
PLAZA OF HALLANDALE BEACH		98			98
SIGNATURE HEALTHCARE OF PORT CHARLOTTE		91	7	7%	98
LANDMARK, THE		48	50	51%	98
INNOVATIVE GENOMICS, LLC		77	21	21%	98
TURNING POINT OF TAMPA		92	6	6%	98
Cross Landings Health and Rehabilitation		97	1	1%	98
ORANGE PARK PEDIATRICS		89	9	9%	98
CHARLES CROFT MD	1	96	1	1%	98
RIDGEWOOD DIAGNOSTIC LABORATORY		92	5	5%	97
ORLANDO LUTHERAN TOWERS ASSISTED LIVING		97			97
ARBOR TRAIL		77	20	21%	97
MINNESOTA TWINS		92	5	5%	97
CORNERSTONE MEDICAL CARE OF BRANDON PL		79	18	19%	97
HEALTH CENTERS AT BRENTWOOD		96	1	1%	97

# COVID-19: testing by laboratory

Data through Mar 14, 2021 verified as of Mar 15, 2021 at 09:25 AM

Data in this report are provisional and subject to change.

The numbers in the table below represent the number of Florida and non-Florida residents for whom test results were received by the Department of Health. A person can be tested by more than one laboratory and can have both positive and negative results. **Therefore, the sum of the numbers in each column will be larger than the total number of people tested.**

Reporting lab	Inconclusive	Negative	Positive	Percent positive	Total
HURLBURT FIELD CLINIC		39	58	60%	97
BARBARA O'REILLY MD PA		94	3	3%	97
PALMS EDGE	1	89	6	6%	96
DELAND WELLNESS CENTER			96	100%	96
BAYSHORE MEMORY CARE		96			96
MARKET STREET VIERA		95	1	1%	96
HOSPICE OF MARTIN & ST LUCIE, INC		93	3	3%	96
PEDIATRIC ASSOCIATES ORLANDO		82	14	15%	96
MIAMI BEACH COMMUNITY HEALTH CENTER		1	94	99%	95
SUPERIOR RESIDENCES OF LECANTO		80	15	16%	95
THE TERRACE OF KISSIMMEE		80	15	16%	95
CROSS CITY REHABILITATION AND HEALTH CARE CENTER		72	23	24%	95
KALEIDA HEALTH CENTER FOR LABORATORY		89	6	6%	95
ARDEN COURTS OF LELY PALMS		93	2	2%	95
LECONTE MEDICAL CENTER LAB		76	19	20%	95
Golfview Healthcare Center		90	5	5%	95
DEVANSH LAB WERKS INC		79	16	17%	95
QPS, LLC		91	3	3%	94
CONSULATE HEALTH CARE OF SARASOTA	1	93			94
MINUTECLINIC DIAGNOSTIC OF SOUTH CAROLINA, LLC		78	16	17%	94
ARDEN COURTS OF PALM HARBOR		75	19	20%	94
NORTH SHORE MEDICAL LABS	1	86	7	7%	94
DIAGNOSTIC SOLUTIONS		3	91	97%	94
LENOX HILL HOSPITAL		87	7	7%	94
ADVENT HEALTH CENTRA CARE - EAST ORLANDO		65	29	31%	94
ADVENTHEALTH MEDICAL GROUP PRIMARY CARE		89	4	4%	93
PRESERVE AT PALM AIRE	3	90			93
GIBBENS FAMILY MEDICAL, LLC		74	19	20%	93
PENNSYLVANIA DEPT OF HEALTH		21	72	77%	93
ADVANCED EMURGENT CARE		27	66	71%	93
ADVENT HEALTH CENTRA CARE - WATERMAN		79	14	15%	93
LAKELAND REGIONAL HEALTH LAKE MIRIAM		50	42	46%	92
BAPTIST MEDICAL CENTER SOUTH		75	17	18%	92
HARBORCHASE OF NAPLES		79	13	14%	92
MINUTECLINIC DIAGNOSTIC OF SOUTH CARO		76	16	17%	92
HERON CLUB AT PRESTANCIA		89	2	2%	91
DEBARY HEALTH AND REHABILITATION CENTER		88	3	3%	91
MAGNOLIA DIAGNOSTIC		2	89	98%	91
JOHN KNOX VILLAGE OF FLORIDA ALF	1	86	4	4%	91
BAY PINES MEDICAL ASSOCIATES		1	90	99%	91
CAN COMMUNITY HEALTH		90	1	1%	91
BAHIA OAKS LODGE		85	6	7%	91
PEDIATRICS IN BREVARD PA- ROCKLEDGE		54	36	40%	90
CENTURY CENTER FOR REHABILITATION & HEALING		72	18	20%	90
EXPERTUS LABORATORIES INC		28	62	69%	90
KEYS MEDICAL GROUP			90	100%	90
HAWTHORN HOUSE		76	14	16%	90

# COVID-19: testing by laboratory

Data through Mar 14, 2021 verified as of Mar 15, 2021 at 09:25 AM

Data in this report are provisional and subject to change.

The numbers in the table below represent the number of Florida and non-Florida residents for whom test results were received by the Department of Health. A person can be tested by more than one laboratory and can have both positive and negative results. **Therefore, the sum of the numbers in each column will be larger than the total number of people tested.**

Reporting lab	Inconclusive	Negative	Positive	Percent positive	Total
ASHRAF MEDICAL GROUP PLLC DBA PULSE MD		87	3	3%	90
BAY REGIONAL URGENT CARE	1	51	37	42%	89
STUART LODGE LIVING LLC		66	23	26%	89
NORTH FLORIDA SPINE AND WELLNESS		69	20	22%	89
ATRIUM AT LIBERTY PARK		85	4	4%	89
Winter Garden Rehab and Nursing Facility		78	11	12%	89
FREEDOM INN AT TARPON SPRINGS		82	7	8%	89
CALADIUM PEDIATRICS		79	9	10%	88
WEST		74	14	16%	88
GOVERNOR'S CREEK HEALTH & REHABILITATION		87	1	1%	88
STONY BROOK UNIVERSITY MEDICAL CENTER		74	14	16%	88
LAKE GIBSON VILLAGE, LLC		85	3	3%	88
AVERO DIAGNOSTICS		64	24	27%	88
A COUNTRY PLACE ASSISTED LIVING FACILITY		86	2	2%	88
East Bay Rehabilitation Center		54	34	39%	88
ERIE COUNTY MEDICAL CTR CLINICAL LABS		83	4	5%	87
NEW SMYRNA BEACH URGENT CARE			87	100%	87
MINUTECLINIC DIAGNOSTIC OF NORTH CARO		77	10	11%	87
PACIFIC ANALYTICS			87	100%	87
LABFIRST - DEPARTMENT OF PATHOLOGY		83	4	5%	87
BRANDON HEALTH AND REHABILITATION CENTER	1	85	1	1%	87
CLYDE E LASSEN STATE VETERANS NURSING HOME		62	25	29%	87
HARBOR BEACH NURSING AND REHABILITATION CENTER		83	3	3%	86
PATRICK AIR FORCE BASE		3	83	97%	86
PENSACOLA DEVELOPMENTAL CENTER		67	19	22%	86
PORT CHARLOTTE REHABILITATION CENTER		73	13	15%	86
DISCOVERY VILLAGE AT THE FORUM		86			86
UNIVERSTIY CENTER MEDICAL LLC DBA	1	81	4	5%	86
SOUTH GEORGIA MEDICAL CENTER		48	38	44%	86
CRESTVIEW URGENT CARE		15	71	83%	86
MINUTECLINIC DIAGNOSTIC OF NORTH CAROL		71	15	17%	86
BAPTIST HEALTH SOUTH FLORIDA - WEST BOCA URGENT CARE		61	25	29%	86
GRAND OAKS OF JENSEN BEACH LLC		84	1	1%	85
MIAMI SHORES NURSING & REHAB		85			85
LAKE WALES OPERATING GROUP LLC		80	5	6%	85
SONATA WEST		83	2	2%	85
TOTAL CARE PLUS LLC			85	100%	85
ARDEN COURTS OF SARASOTA		69	16	19%	85
LIFESTREAM BEHAVIORIAL CENTER		64	21	25%	85
KEYSTYLE LIVING LLC	1	83	1	1%	85
WALGREENS #12673		82	3	4%	85
W. FRANK WELLS NURSING HOME		84	1	1%	85
EAST ALABAMA MEDICAL CENTER LABORATORY		72	12	14%	84
ARBOR OAKS AT TYRONE	9	73	2	2%	84
WINDSOR OAKS		83	1	1%	84
MENORAH HOUSE		83	1	1%	84
ARDEN COURTS OF WEST PALM BEACH		84			84

# COVID-19: testing by laboratory

Data through Mar 14, 2021 verified as of Mar 15, 2021 at 09:25 AM

Data in this report are provisional and subject to change.

The numbers in the table below represent the number of Florida and non-Florida residents for whom test results were received by the Department of Health. A person can be tested by more than one laboratory and can have both positive and negative results. **Therefore, the sum of the numbers in each column will be larger than the total number of people tested.**

Reporting lab	Inconclusive	Negative	Positive	Percent positive	Total
Baldwin Pediatrx		73	11	13%	84
PINES OF SARASOTA GARDEN		84			84
NITE LITE PEDIATRICS - JACKSONVILLE		76	8	10%	84
LABCORP EMPLOYER SERVICES		82	1	1%	83
EISENHOWER ARMY MEDICAL CENTER		76	7	8%	83
FLORIDA DEPARTMENT OF HEALTH IN WALTON COUNTY		70	13	16%	83
GATTOLINE ENTERPRISES, INC. DBA FAMILY CARE PHARMACY		68	15	18%	83
CANOPY ON BERRYHILL, THE		51	32	39%	83
Lanier Rehab		58	25	30%	83
LAFAYETTE NURSING AND REHABILITATION CENTER		81	2	2%	83
CATHOLIC HEALTH SYSTEM DEPT LABORATORY		80	2	2%	82
QUALITY URGENT CARE AND WELLNESS		45	37	45%	82
LAB		29	53	65%	82
THE PAVILION FOR HEALTH CARE		72	10	12%	82
Lexington Health and Rehabilitation Center		82			82
LAKE HOWELL FAMILY MEDICINE ASSOCIATES		69	13	16%	82
BRILLIANCE ASSISTED LIVING		65	17	21%	82
HUNTSVILLE HOSPITAL LABORATORY		57	25	30%	82
BIO-TECH CLINICAL LABORATORIES		41	40	49%	81
MD 365 MEDICAL CARE PLLC		81			81
LONG TERM CARE OF JAY, LLC		60	21	26%	81
CARE CENTERS OF NASSAU, LLC - HENDRICKS RD		81			81
MED ONE AT SAINT AUGUSTINE		49	31	39%	80
WALGREENS #06012		71	9	11%	80
ROSECASTLE AT DELANEY CREEK		79	1	1%	80
Consulate Health Care of Jacksonville		66	14	18%	80
PLYMOUTH HOME FOR ADULTS, INC.	8	71	1	1%	80
ACE BIOMEDICAL LABS LLC		67	13	16%	80
BEACHES PEDIATRICS PA		74	5	6%	79
FHMG- FLORIDA HOSPITAL MEDICAL GROUP		68	11	14%	79
BALMORAL TENANT SERVICES INC	1	43	35	44%	79
NORTHEAST FLORIDA STATE HOSP-NURSING		78	1	1%	79
CHAMBREL AT ISLAND LAKE		76	3	4%	79
EDGEWATER AT WATERMAN VILLAGE		78	1	1%	79
EMERALD COAST BEHAVIORAL HOSPITAL		73	6	8%	79
BLISS HEALTHCARE SERVICES	1	56	22	28%	79
VETERANS AFFAIRS MEDICAL CENTER - PALO ALTO		28	51	65%	79
HUNTINGTON HOSPITAL LABORATORY		76	3	4%	79
ECOLAB GROUP		45	34	43%	79
AMERICAN ESOTERIC LAB-BIRMINGHAM		77	2	3%	79
PUTNAM COUNTY SHERIFFS OFFICE		73	6	8%	79
LANDMARK HOSPITAL SOUTHWEST FLORIDA LLC		76	3	4%	79
CBS LABS OF TAMPA LLC		3	76	96%	79
ST VINCENT'S BIRMINGHAM		72	6	8%	78
Madison Health and Rehabilitation Center		42	36	46%	78
MINUTECLINIC DIAGNOSTIC OF OHIO LLC		61	17	22%	78
LAKE MORTON PLAZA☐		75	3	4%	78

# COVID-19: testing by laboratory

Data through Mar 14, 2021 verified as of Mar 15, 2021 at 09:25 AM

Data in this report are provisional and subject to change.

The numbers in the table below represent the number of Florida and non-Florida residents for whom test results were received by the Department of Health. A person can be tested by more than one laboratory and can have both positive and negative results. **Therefore, the sum of the numbers in each column will be larger than the total number of people tested.**

Reporting lab	Inconclusive	Negative	Positive	Percent positive	Total
JERICOHO URGENT CARE		75	3	4%	78
HEALTH FIRST - PALM BAY HOSPITAL		2	75	97%	77
TRUE NORTH HEALTH NAVIGATION LLC DBA DISPATCHHEALTH	1	60	16	21%	77
CENTRAL BALDWIN IMMEDIATE CARE & FAMILY PRACTICE		59	18	23%	77
ORANGE CITY NURSING AND REHAB		75	2	3%	77
PARK OF THE PALMS INC		77			77
FLORIDA PEDIATRIC GROUP		27	50	65%	77
PANIRA HEALTHCARE CLINIC		2	75	97%	77
LAB PLUS, LLC AT SAINT THOMAS WEST HOSPITAL		63	14	18%	77
WINDSOR REFLECTIONS		75	1	1%	76
PENSACOLA PEDIATRICS MILTON		65	11	14%	76
S-H THIRTY-FIVE OPCO- PORT ST LUCIE, LLC	1	75			76
MOBILE PHYSICIAN SERVICES INC		68	8	11%	76
MERCY MEDICAL URGENT CARE CENTER INC		35	41	54%	76
CLINICAL PATHOLOGY ASSOCIATES-SONIC REFERENCE LAB		76			76
Belleair Healthcare Center		70	6	8%	76
G & R HEALTH MART PHARMACY		63	13	17%	76
WALGREENS 9627		70	6	8%	76
DYNAMIC MEDICAL USA			76	100%	76
WEST VOLUSIA FAMILY AND SPORTS MEDICINE		75	1	1%	76
AU HEALTH		62	14	18%	76
SOUTH LAKE PEDIATRICS		68	7	9%	75
BOND CLINIC PA		43	32	43%	75
ADVENTHEALTH EXPRESSCARE		45	30	40%	75
PROMEDICA LABORATORIES		21	54	72%	75
NOAH CLINICAL LABORATORY		63	11	15%	74
PUBLIC SQUARE PHARMACY LLC		56	18	24%	74
BROWARD HEALTH MEDICAL CENTER		3	71	96%	74
COOPER FAMILY MEDICAL PLLC		54	20	27%	74
MORTON PLANT HOSPITAL NURSING			74	100%	74
BROOKDALE OVIEDO		72	2	3%	74
KINDRED AT HOME		65	9	12%	74
ALLIANCE PEDIATRICS		43	31	42%	74
OAK MANOR NURSING HOME		69	4	5%	73
RARITAN BAY PERTH AMBOY		66	7	10%	73
CONSULATE HEALTH CARE - LAKE MARY		72	1	1%	73
PRIMECARE AT TWIN LAKES		1	72	99%	73
WATERCREST ST LUCIE WEST	1	69	3	4%	73
MID FLORIDA PRIMARY CARE PA		59	14	19%	73
HOLMES COUNTY HEALTH DEPARTMENT	1	59	13	18%	73
SIMED LABORATORY		57	16	22%	73
SCOTT LAKE HEALTH AND REHABILITATION CENTER		71	2	3%	73
CATHOLIC HEALTH SERVICES REGIONAL LAB		66	7	10%	73
BROWARD HEALTH MEDICAL CENTER CLINICAL LAB			73	100%	73
CRAIG BERGER MD PL D/B/A BAY AREA EYE INSTITUTE		72			72
PALM BAY HOSPITAL			72	100%	72
ALTAMONTE PEDIATRIC ASSOCIATES		31	41	57%	72

# COVID-19: testing by laboratory

Data through Mar 14, 2021 verified as of Mar 15, 2021 at 09:25 AM

Data in this report are provisional and subject to change.

The numbers in the table below represent the number of Florida and non-Florida residents for whom test results were received by the Department of Health. A person can be tested by more than one laboratory and can have both positive and negative results. **Therefore, the sum of the numbers in each column will be larger than the total number of people tested.**

Reporting lab	Inconclusive	Negative	Positive	Percent positive	Total
EXPRESS DOCS LLC			72	100%	72
PEDIATRIC SERVICES AND BREATHING CENTER PA		52	20	28%	72
MEDRITE URGENT CARE		59	13	18%	72
HAVEN OF OUR LADY OF PEACE		72			72
BIGGERS FAMILY MEDICINE PA	1	65	6	8%	72
DISCOVERY VILLAGE AT PALM BEACH GARDENS		71	1	1%	72
ADVANCED LAB		67	4	6%	71
LAKE CITY VA MEDICAL CENTER			71	100%	71
AMMON LABS		61	10	14%	71
INN AT ASTON GARDENS AT PELICAN POINTE,THE		67	4	6%	71
STERLING HOUSE OF TALLAHASSEE	3	62	6	8%	71
WALGREENS 2941		68	3	4%	71
NORTH CENTRAL BRONX HOSPITAL		69	2	3%	71
BROOKDALE PALM COAST		71			71
NORTH FLORIDA PEDIATRICS		57	14	20%	71
BARRY UNIVERSITY STUDENT HEALTH SERVICES		37	34	48%	71
PANCARE HEALTH - MALONE CLINIC		63	7	10%	70
ADVENT HEALTH - LAKE MARY		60	10	14%	70
OCALA OAKS REHABILITATION CENTER		64	6	9%	70
GV NAPLES OPCO, LLC		69	1	1%	70
USF HEALTH MORSANI CENTER		5	65	93%	70
SUNCOAST COMMUNITY HEALTH CENTERS PEDIATRICS		21	49	70%	70
SUMMIT AT VENICE	2	63	5	7%	70
ASSOCIATED CLINICAL LABORATORIES		62	8	11%	70
MEDEXPRESS - BLOOMIN BRANDS		51	19	27%	70
Highlands Regional Hospital		63	7	10%	70
PLANTATION GENERAL HOSPITAL CLINICAL LAB		26	43	62%	69
STONY BROOK SOUTHAMPTON		68	1	1%	69
PARKSIDE INN	3	64	2	3%	69
HERITAGE HEALTHCARE AND REHABILITATION CENTER		69			69
TERRACE AT HOBE SOUND, THE	1	64	4	6%	69
CP/AIG PENSACOLA DEVELOPMENT LLC		66	3	4%	69
SAN JOSE SENIOR CARE LLC	1	43	25	36%	69
LUTHERAN HAVEN ASSISTED LIVING		69			69
MEMORIAL MANOR		69			69
JACOBI MEDICAL CENTER		64	5	7%	69
ST JOHNS COUNTY DETENTION CENTER		68			68
Conway Lakes Health and Rehabilitation Center		68			68
AFTER HOURS PEDIATRICS			68	100%	68
JENNIFER J CHIAVETTA-GRLSANTI DC		55	13	19%	68
MISIR DRUGS LLC		56	12	18%	68
BROOKDALE BONITA SPRINGS		67	1	1%	68
CL BRUMBACK PRIMARY CARE CLINICS		17	51	75%	68
SUNCOAST OPTIMAL WELLNESS		23	45	66%	68
AEL- MEMPHIS		17	51	75%	68
BIG BOCA SMILES LLC		66	2	3%	68
MD LABS		41	27	40%	68

# COVID-19: testing by laboratory

Data through Mar 14, 2021 verified as of Mar 15, 2021 at 09:25 AM

Data in this report are provisional and subject to change.

The numbers in the table below represent the number of Florida and non-Florida residents for whom test results were received by the Department of Health. A person can be tested by more than one laboratory and can have both positive and negative results. **Therefore, the sum of the numbers in each column will be larger than the total number of people tested.**

Reporting lab	Inconclusive	Negative	Positive	Percent positive	Total
Avante at St Cloud, Inc.		66	2	3%	68
PEDIATRIC SERVICES OF AMERICA INC		63	4	6%	67
EC OPCO PENSACOLA, LLC		66	1	1%	67
BOND CLINIC DR ELDEEB		35	32	48%	67
GENPATH			67	100%	67
TITUSVILLE FAMILY PRACTICE		16	51	76%	67
MEASE MANOR INC		63	4	6%	67
MED EXPRESS		6	60	91%	66
COASTAL DETOX		66			66
DELCARE PA		51	15	23%	66
INDIGO MANOR		22	44	67%	66
AMERICAN FAMILY MEDICAL		53	13	20%	66
Gabisa Medical LLC		66			66
TROPICANA MANUFACTURING COMPANY INC		60	6	9%	66
MEDEX MEDICAL EXPRESS OF PALATKA			66	100%	66
PANCARE HEALTH - FREEPORT CLINIC SUITE B		57	9	14%	66
Stratford Court of Palm Harbor		56	10	15%	66
SOMERBY OF SANTA ROSA BEACH		57	9	14%	66
APOLLO HEALTH & REHABILITATION		59	6	9%	65
ISLAND COAST PEDIATRICS		58	7	11%	65
BISHOP GRADY VILLAS		63	2	3%	65
CORAL GABLES HOSPITAL			65	100%	65
OKEECHOBEE URGENT CARE		17	48	74%	65
NOMI HEALTH LAB SERVICES LLC		5	60	92%	65
TREASURE COAST FORENSIC TREATMENT CTR		44	21	32%	65
GRAND VILLA OF DELAND		59	6	9%	65
LEVY COUNTY DEPARTMENT OF HEALTH		48	17	26%	65
SUMMER VISTA ASSISTED LIVING		38	27	42%	65
VETERANS AFFAIRS MEDICAL CENTER - GULF COAST		27	38	58%	65
NORTH SHORE UNIVERSITY HOSPITAL LABORATORY		59	6	9%	65
HARMONY CLINIC		1	64	98%	65
BOND AND STEELE CLINIC, PA		51	14	22%	65
BROOKDALE CENTRE POINTE	1	64			65
SUWANNEE COUNTY SHERIFF OFFICE		62	3	5%	65
OUT OF STATE		40	24	38%	64
Summit Medical Group, Pa DbA Citymd		58	6	9%	64
NXGEN MDX		20	44	69%	64
WADSWORTH HEALTH CENTER		61	3	5%	64
TRINITY AL SENIOR HOUSING LLC		45	19	30%	64
JOSEPH L MORSE GERIATRIC CENTER	2	59	3	5%	64
GREENLEAF ALF		63	1	2%	64
PRMG - EAST NAPLES	1	52	11	17%	64
SOS MOBILE MEDICAL CARE LLC		53	11	17%	64
ADVENT HEALTH CENTRA CARE - WINTER GARDEN		18	46	72%	64
NEMOURS CHILDRENS PRIMARY CARE OVIEDO		51	13	20%	64
DAVID POSNACK JEWISH DAY SCHOOL		63			63
MEDI CLINIC SARASOTA INC		62	1	2%	63

# COVID-19: testing by laboratory

Data through Mar 14, 2021 verified as of Mar 15, 2021 at 09:25 AM

Data in this report are provisional and subject to change.

The numbers in the table below represent the number of Florida and non-Florida residents for whom test results were received by the Department of Health. A person can be tested by more than one laboratory and can have both positive and negative results. **Therefore, the sum of the numbers in each column will be larger than the total number of people tested.**

Reporting lab	Inconclusive	Negative	Positive	Percent positive	Total
FLORIDA MEDICAL CLINIC PA		46	17	27%	63
VIERA HEALTH AND REHABILITATION CENTER		62	1	2%	63
APC PEDIATRICS AT RYE ROAD MEDICAL PARK		63			63
WE SCREEN LLC		61	2	3%	63
THOMAS INTERNAL MEDICINE		52	11	17%	63
BEEHIVE HOMES OF GULF BREEZE		47	16	25%	63
LAKELAND REGIONAL HEALTH		38	24	39%	62
EMERALD COAST HOSPICE		61	1	2%	62
BURRY'S PHARMACY INC		37	25	40%	62
ADVENT HEALTH - PALM COAST		1	61	98%	62
DOH-WEST PALM BEACH BRANCH LABORATORY		3	59	95%	62
MENTAL HEALTH CARE INC		53	9	15%	62
OVERLOOK HOSPITAL LABORATORY		57	5	8%	62
SAMFORD UNIVERSITY HEALTH SERVICES		61	1	2%	62
AR ANESTHESIA LLC		60	1	2%	61
DASCENA, INC		52	9	15%	61
VITAS HEALTHCARE CORP OF FLORIDA		60	1	2%	61
TROY REGIONAL MEDICAL CENTER		50	11	18%	61
HERNANDO COUNTY FIRE RESCUE DISTRICT		27	34	56%	61
WILSON MEMORIAL REGIONAL MEDICAL CENTER		57	4	7%	61
WASHINGTON REHABILITATION AND NURSING CENTER		51	10	16%	61
NORTH FLORIDA MEDICAL CENTER		57	4	7%	61
GRAND ST PAUL CVS		61			61
PALM BAY URGENT CARE		28	33	54%	61
MICHAEL AKPEKE MD		52	9	15%	61
FLORIDA HEALTH CARE		8	53	87%	61
Winter Park Care and Rehab		60	1	2%	61
81ST MEDICAL GROUP		28	32	53%	60
THE PRESERVE AT CLEARWATER		58	2	3%	60
TWIN CREEKS ASSISTED LIVING & MEMORY CARE		57	3	5%	60
CINNAMON COVE ALF		59	1	2%	60
INTERNAL MEDICINE ASSOCIATES PA		56	4	7%	60
SILVER LAKE PEDIATRICS PA		55	5	8%	60
UHEALTH AT FISHER ISLAND			59	100%	59
INSTITUTE OF PATHOLOGY KINGS COUNTY		57	2	3%	59
TREASURE COAST PEDIATRICS PA		54	5	8%	59
INTERNAL LAB		50	9	15%	59
MILLENIUM PHYSICIANS GROUP		1	58	98%	59
RITECARE MED CTR H			59	100%	59
LPG CONVENIENT CARE AT PINE ISLAND ROAD		53	6	10%	59
TBI RESIDENTIAL SERVICES, INC.		48	11	19%	59
FERN PARK DEVELOPMENTAL CENTER		5	54	92%	59
BIOTECH		52	7	12%	59
CARDIOLOGY AND MEDICINE ASSOCIATES		43	16	27%	59
WAVE CREST HEALTH AND REHABILITATION CENTER		57	2	3%	59
KINDRED HOSPITAL CENTRAL TAMPA BLOOD GAS	1	52	5	9%	58
ST FRANCIS HOSPITAL		50	8	14%	58

# COVID-19: testing by laboratory

Data through Mar 14, 2021 verified as of Mar 15, 2021 at 09:25 AM

Data in this report are provisional and subject to change.

The numbers in the table below represent the number of Florida and non-Florida residents for whom test results were received by the Department of Health. A person can be tested by more than one laboratory and can have both positive and negative results. **Therefore, the sum of the numbers in each column will be larger than the total number of people tested.**

Reporting lab	Inconclusive	Negative	Positive	Percent positive	Total
MICHIGAN DEPARTMENT OF HEALTH AND HUMAN SERVICES	1		57	98%	58
BENTLEY CARE CENTER		58			58
THE GOOD SHEPARDS OF DELAND-WEST		57	1	2%	58
DEVELOPMENTAL DISABILITIES DEFENDANT PROGRAM		56	2	3%	58
Margate Health and Rehabilitation Center		56	2	3%	58
SONATA BOCA RATON		54	4	7%	58
LINCOLN MEDICAL AND MENTAL HEALTH CENTER		55	3	5%	58
EAST HILL PHARMACY		40	18	31%	58
HORIZON ALF		57	1	2%	58
MALCOM RANDALL DEPT OF VAMC			57	100%	57
THE CANOPY AT BERRYHILL		57			57
ALZHEIMERS CARE CENTER OF VIERA LTD		37	20	35%	57
BioReference Laboratories, Inc		7	50	88%	57
Palms at Ponte Vedra Assisted Livning and Memory Care		54	3	5%	57
MEDLOGIC LABORATORIES		3	54	95%	57
ASCENSION SACRED HEART BAY LABORATORY		54	3	5%	57
KEY WEST MEDICAL CENTER	1	50	6	11%	57
BIG BEND CARES, INC		49	8	14%	57
KAPG FLEMING ISLAND SENIOR HOUSING OPCO LLC	1	56			57
ROYAL CARE OF AVON PARK		54	3	5%	57
GENESIS DERMATOLOGY		53	4	7%	57
STEINHATCHEE FAMILY MEDICAL CENTER□	1	48	8	14%	57
TIFFANY HALL NURSING AND REHAB		44	12	21%	56
FREEDOM SQUARE NURSING CENTER□		48	8	14%	56
MARQUIS LABS, LLC		55	1	2%	56
HIALEAH HOSPITAL RESPIRATORY DEPT			56	100%	56
TOWERS HOME CARE□		52	4	7%	56
EAGLES WATCH CLUSTER		47	9	16%	56
MINUTECLINIC DIAGNOSTIC OF NEW JERSEY		49	7	13%	56
TUKA PEDIATRICS		7	49	88%	56
PHYSICIANS PRIMARY CARE OF SOUTHWEST FLORIDA		39	17	30%	56
REGENCY OAKS HEALTH CENTER		54	2	4%	56
ATRIA PARK OF LAKE FOREST (WG HERITAGE LF LLC)		54	2	4%	56
MAUREEN OROURKE-FUTEY			56	100%	56
DEPT OF VA MED CENTE-WEST PALM BEACH			56	100%	56
ARTHREX MEDICAL CENTER		32	23	42%	55
CHILDREN'S HOSPITAL OF ALABAMA		54	1	2%	55
life Care Center of Melbourne		38	17	31%	55
OCALA CBOC		50	5	9%	55
COOPER FAMILY MEDICAL, PLLC		45	10	18%	55
SONATA HUNTERS CREEK		47	8	15%	55
NITE LITE PEDIATRICS - PORT ST. LUCIE		46	9	16%	55
CARE CENTERS OF NASSAU LLC MINER ROAD SOUTH		55			55
SARATOGA HOSPITAL LABORATORY		50	5	9%	55
CDR MAGUIRE INC	1	7	47	85%	55
KENDALL REGIONAL MEDICAL CENTER LAB	3		52	95%	55
PANCARE HEALTH - JACKSON COUNTY		44	11	20%	55

# COVID-19: testing by laboratory

Data through Mar 14, 2021 verified as of Mar 15, 2021 at 09:25 AM

Data in this report are provisional and subject to change.

The numbers in the table below represent the number of Florida and non-Florida residents for whom test results were received by the Department of Health. A person can be tested by more than one laboratory and can have both positive and negative results. **Therefore, the sum of the numbers in each column will be larger than the total number of people tested.**

Reporting lab	Inconclusive	Negative	Positive	Percent positive	Total
PREMIER MEDICAL ASSOCIATES ALL FLORIDA LLC		54	1	2%	55
FINLAY CLINICAL LABORATORY		20	34	63%	54
UNITED LABORATORY SERVICES CORPORATION		38	16	30%	54
PALM BAY PEDIATRICS		36	18	33%	54
CERTUS MTD OPCP LLC		52	2	4%	54
Salerno Bay Health & Rehabilitation Center		44	10	19%	54
ALEXANDER NININGER STATE VETERANS		54			54
CLERMONT HEALTH AND REHAB		40	14	26%	54
ST. CLOUD MEDICAL GROUP		54			54
AESTHETIC ENHANCEMENTS		54			54
SARASOTA CO. HEALTH DEPT # 58		40	14	26%	54
CVS MINUTE CLINIC		1	53	98%	54
JUNIPER VILLAGE AT NAPLES		53	1	2%	54
ST CLOUD PHYSICIAN MANAGEMENT LLC DBA ST CLOUD		28	26	48%	54
BUECHELE DENTAL PA DBA CLERMONT FAMILY DENTISTRY		45	9	17%	54
SAFARI PEDIATRICS PA		53	1	2%	54
FAMILY EXTENDED CARE OF PUNTA GORDA		54			54
QUOTIENT SCIENCES LABS LLC			53	100%	53
UNIVERSITY OF WEST FLORIDA, THE		52	1	2%	53
PROMEDICA SENIOR LIVING		51	2	4%	53
XPRESS URGENT CARE- PORT ST. LUCIE		14	39	74%	53
APOLLOMDX LABS		31	22	42%	53
ADVENT HEALTH - MOUNT DORA		9	44	83%	53
SOMERSET			53	100%	53
NICEVILLE URGENT CARE		8	45	85%	53
ROCKLEDGE REGIONAL MEDICAL CENTER		30	23	43%	53
VPA PC LAB		48	5	9%	53
BARNES HEALTHCARE OF FLORIDA LLC		49	4	8%	53
Osprey Point Nursing Center		51	2	4%	53
ROSECASTLE OF JACKSONVILLE LLC		51	1	2%	52
SIGNATURE HEALTHCARE OF MIDDLEBURG		52			52
WEST ISLIP URGENT CARE		47	5	10%	52
BARNETT PARK□		2	50	96%	52
SNH BRFL TENANT LLC	2	50			52
FAMILY HEALTH CENTER		39	13	25%	52
GENTIVA HEALTH SERVICES CERTIFIED INC		49	3	6%	52
INTERNAL MEDICINE SPECIALIST		46	6	12%	52
ADVENT HEALTH		49	3	6%	52
VALENCIA HOUSE ALF		51	1	2%	52
MICHAEL A VENAZIO MD		49	3	6%	52
LPG PEDIATRICS AT PAGE FIELD		50	1	2%	51
Jupiter Medical Center Pavilion		50	1	2%	51
INN AT THE FOUNTAINS, THE		34	17	33%	51
MINUTECLINIC DIAGNOSTIC OF KANSAS, PA		42	9	18%	51
GATEWAY CARE CENTER		50	1	2%	51
GOLDEN POND COMMUNITIES		51			51
PALM RIVER COMMUNITY HEALTH CENTER		46	5	10%	51

# COVID-19: testing by laboratory

Data through Mar 14, 2021 verified as of Mar 15, 2021 at 09:25 AM

Data in this report are provisional and subject to change.

The numbers in the table below represent the number of Florida and non-Florida residents for whom test results were received by the Department of Health. A person can be tested by more than one laboratory and can have both positive and negative results. **Therefore, the sum of the numbers in each column will be larger than the total number of people tested.**

Reporting lab	Inconclusive	Negative	Positive	Percent positive	Total
ROCHESTER GENERAL HOSPITAL LABORATORY		47	4	8%	51
CAMPBELL URGENT CARE			51	100%	51
GOOD HEARTS COVID TESTING		8	43	84%	51
S-H THIRTY FIVE OPCO - ORANGE CITY, LLC		41	10	20%	51
AVANTE ST CLOUD		48	3	6%	51
GULFVIEW MEDICAL INSTITUTE		51			51
PENNSYLVANIA DEPARTMENT OF HEALTH BUREAU OF LABORATORIES			51	100%	51
LITTLE NECK URGENT CARE		49	2	4%	51
BENTON HOUSE OF PORT ORANGE		44	6	12%	50
SOUTH CAROLINA DEPT OF HEALTH AND ENVIRONMENT CONTROL		11	39	78%	50
WALGREENS #10373		48	2	4%	50
FLORIDA HEALTH CARE DELAND			50	100%	50
MINUTECLINIC DIAGNOSTIC OF HAWAII LLC		44	6	12%	50
BETHUNE-COOKMAN UNIVERSITY		32	18	36%	50
PORT ST. LUCIE - ZAXBY'S		50			50
MISSION OAKS ASSISTED LIVING		48	2	4%	50
SOUTHEAST ALABAMA MEDICAL CENTER			50	100%	50
TRADITIONAL HOME HEALTH OF PALM BEACH INC		49	1	2%	50
AVOW HOSPICE INC		50			50
ORCHID COVE AT DAYTONA		45	5	10%	50
FAST PACE MEDICAL CLINIC, PLLC		43	7	14%	50
FUTURE PEDIATRICS		46	3	6%	49
SOFT CELL LABORATORIES		45	4	8%	49
RAINBOW PEDIATRICS PC LLC / BREAKFAST POINT		38	11	22%	49
PERSONAL PEDIATRICS		42	7	14%	49
MEADOWCREST FAMILY PHYSICIANS PA	1	27	21	43%	49
DOH		23	26	53%	49
HCTB INC		47	2	4%	49
MIRIMUS CLINICAL LABS	1	20	28	57%	49
ADVENT HEALTH EXPRESS CARE		4	45	92%	49
ERDOX		47	2	4%	49
ST VINCENTS PRIMARY CARE		44	5	10%	49
HEALTH FIRST - CAPE CANAVERAL HOSPITAL		1	48	98%	49
CAMBRIDGE SECURITY SERVICES		46	3	6%	49
NORTHBROOK CENTER FOR		47	2	4%	49
ALLEGRO		47	2	4%	49
SOLARIS SENIOR LIVING NORTH NAPLES		48	1	2%	49
USF		1	48	98%	49
THE TRADITION OF THE PALM BEACHES		47	1	2%	48
PRACTICE MANAGEMENT OF AMERICA, INC.		7	41	85%	48
GRACE MEDICAL HOME		37	11	23%	48
THE TERRACE OF JACKSONVILLE		3	45	94%	48
CAREMED INTERNAL MEDICINE		30	18	38%	48
PREMIER COMMUNITY HEALTHCARE GROUP INC		46	2	4%	48
NAPLES PEDIATRICS INC		43	5	10%	48
SEWANEE MOLECULAR DIAGNOSTICS LABORATO		48			48
PHILLIPPE RIDGE		36	12	25%	48

# COVID-19: testing by laboratory

Data through Mar 14, 2021 verified as of Mar 15, 2021 at 09:25 AM

Data in this report are provisional and subject to change.

The numbers in the table below represent the number of Florida and non-Florida residents for whom test results were received by the Department of Health. A person can be tested by more than one laboratory and can have both positive and negative results. **Therefore, the sum of the numbers in each column will be larger than the total number of people tested.**

Reporting lab	Inconclusive	Negative	Positive	Percent positive	Total
ERIC C MRSHAL, MD, PC #1842		45	3	6%	48
GRAND OAKS OF PALM CITY LLC	1	41	6	13%	48
POPLAR HEALTHCARE PLLC	1	11	36	75%	48
COURTYARD GARDENS OF JUPITER		48			48
HILA BECKERMAN MD LLC	1	44	3	6%	48
PREMIER MEDICAL ASSOCIATES		46	2	4%	48
GRAND AVENUE RX			48	100%	48
BAY CENTER HURRICANE SHELTER		48			48
NAVARRE GARDENS		41	6	13%	47
INTERLAB		1	46	98%	47
COMPLETE HOME CARE OF THE PALM BEACHES LLC		43	4	9%	47
BRADFORD COUNTY HEALTH DEPARTMENT		46	1	2%	47
SOUTHSIDE HOSPITAL NORTHWELL HEALTH LABORATORY		40	7	15%	47
HERNANDO ENDOSCOPY AND SURGERY CENTER		36	11	23%	47
FHMG_CTR FOR SENIOR HEALTH		42	5	11%	47
FELICIDAD MEDICAL CENTER		1	46	98%	47
CAPE REGIONAL MEDICAL CENTER		45	2	4%	47
KESHAV RX LLC		39	8	17%	47
CENTRA CARE – LAKE NONA		5	42	89%	47
NEW YORK PRESBYTERIAN - QUEENS DIAGNOSTIC		44	3	6%	47
EMERGENCY PHYSICIANS MEDICAL CENTER LLC		28	18	39%	46
HOME CARE PHARMACY		46			46
ADVENT HEALTH - LAKE WALES		34	12	26%	46
S-H THIRTY FIVE OPCO - LUTZ, LLC		45	1	2%	46
KAPG ST AUGUSTINE SENIOR HOUSING OPCO LLC		37	9	20%	46
MOBILE DOC FL, LLC		29	17	37%	46
FAMILY EXTENDED CARE OF WINTER HAVEN		44	2	4%	46
WG EVERGREEN WOODS SH LLC		46			46
ADVENT HEALTH MEDICAL GROUP OB GYN AT		40	6	13%	46
EAST MANATEE FAMILY	1	1	44	96%	46
HARTFORD HEALTH SERVICES LLC		46			46
PREMIER PLACE HEALTHCARE AT THE GLENVIEW		46			46
SONORAN DESERT PATHOLOGY ASSOCIATES		3	43	93%	46
H LEE MOFFITT CANCER CENTER MICRO		46			46
COLLIER BLVD HMA PHYSICIAN MANAGEMENT LLC		46			46
Citymd Of Toms River		40	6	13%	46
MADISON COUNTY MEMORIAL HOSPITAL LABORATORY		15	31	67%	46
BENTLEY VILLAGE II		37	9	20%	46
AESTHETIC SURGERY CENTER OF WINTER PARK, THE	3	39	4	9%	46
GRAND VILLA OF LAKELAND		41	5	11%	46
NEXT MOLECULAR ANALYTICS		14	31	69%	45
BRP SH OPCO LLC		45			45
COLLIER COUNTY JAIL		45			45
ALLIANCE OF PHYSICIANS AGAINST COVID-19			45	100%	45
MINUTE CLINIC INCORPORATE		38	7	16%	45
CALHOUN COUNTY HEALTH DEPT		20	25	56%	45
NIGHT LITE PEDIATRICS CENTER LLC		10	35	78%	45

# COVID-19: testing by laboratory

Data through Mar 14, 2021 verified as of Mar 15, 2021 at 09:25 AM

Data in this report are provisional and subject to change.

The numbers in the table below represent the number of Florida and non-Florida residents for whom test results were received by the Department of Health. A person can be tested by more than one laboratory and can have both positive and negative results. **Therefore, the sum of the numbers in each column will be larger than the total number of people tested.**

Reporting lab	Inconclusive	Negative	Positive	Percent positive	Total
NORTH FLORIDA / SOUTH GEORGIA VETERANS HEALTH SYSTEM		1	44	98%	45
REDI-MED WALK-IN FAMILY CARE			45	100%	45
NEOGENOMICS LABORATORIES INC		45			45
STUART URGENT CARE			45	100%	45
COLLIER URGENT CARE CENTERS		44	1	2%	45
WINTER GARDEN REHAB AND NURSING CENTER		41	4	9%	45
SOUTHPORT SQUARE HARBOUR HEALTH		45			45
CITYMD OF MANAHAWKIN		43	2	4%	45
PEDIATRICS OF CENTRAL FLORIDA – SAINT CLOUD	2	40	2	5%	44
TAMPA BAY CONCIERGE DOCTOR, LLC		42	2	5%	44
MARIANNA HEALTH AND REHABILITATION CENTER		43	1	2%	44
MORTON PLANT			44	100%	44
THE MERIDIAN AT BOCA RATON	1	43			44
Gulf Shore Care Center		39	5	11%	44
GRAMERCY PARK URGENT CARE		42	2	5%	44
QHC UPSTATE MEDICAL PC		36	8	18%	44
HOLY NAME HOSPITAL LABORATORY		42	2	5%	44
SUMTER PEDIATRICS		41	3	7%	44
FLORIDA HOSPITAL		28	16	36%	44
LINCOLN DIAGNOSTIC LAB		42	2	5%	44
FIRST CHOICE URGENT CARE		12	31	72%	43
BRANCH MEDICAL CLINIC			43	100%	43
ST ANTHONYS PRIMARY CARE LLC/JACKSON STREET			43	100%	43
TALLAHASSEE VA OPC		41	2	5%	43
CENTRAL FLORIDA PEDIATRICS		17	26	60%	43
PATRICK MANOR INCORPORATED		43			43
RADIOLOGY ASSOCIATES OF VENICE AND ENGLEWOOD		41	2	5%	43
WALGREENS 3145		40	3	7%	43
TGH URGENT CARE POWERED BY FAST TRACK			43	100%	43
LARA HEALTH AND WELLNESS CENTER LLC		43			43
CORNERSTONE PEDIATRICS		33	10	23%	43
LAKE MARY KIDS CENTRA CARE		33	10	23%	43
SAN CARLOS PHARMACY		39	4	9%	43
Guardian Care Nursing and Rehabilitation Center		43			43
PLAINVIEW URGENT CARE		40	3	7%	43
DOT DOC SARASOTA		41	2	5%	43
PRINCETON VILLAGE☐		39	4	9%	43
WOLFF CTR FOR CHILD & ADOLESCENT HEALTH PLLC,THE		26	17	40%	43
PANCARE HEALTH - BAY COUNTY - YOUNGSTOWN		38	4	10%	42
VILLAGES VA CBOC	2	37	3	7%	42
LONG ISLAND UNIVERSITY - POST CAMPUS		42			42
DUVAL PHARMACY		31	11	26%	42
BENTON HOUSE OF ST. JOHNS		40	2	5%	42
Atlantic Shore Nursing and Rehab		42			42
LUTHERAN HAVEN EXTENDED CONGREGATE CAR		42			42
CLINICAL LABORATORY		42			42
SUNCOAST TECHNICAL COLLEGE SCHOOL OF HEALTH		42			42

# COVID-19: testing by laboratory

Data through Mar 14, 2021 verified as of Mar 15, 2021 at 09:25 AM

Data in this report are provisional and subject to change.

The numbers in the table below represent the number of Florida and non-Florida residents for whom test results were received by the Department of Health. A person can be tested by more than one laboratory and can have both positive and negative results. **Therefore, the sum of the numbers in each column will be larger than the total number of people tested.**

Reporting lab	Inconclusive	Negative	Positive	Percent positive	Total
SPRING MANOR ASSISTED LIVING		42			42
MAIMONIDES-SHALOM ACADEMY, INC		41	1	2%	42
KIVA AT CANTERBURY		25	17	40%	42
LOURDES HOSPITAL INC		40	2	5%	42
LONG ISLAND JEWISH MED CTR		39	3	7%	42
ISLAND URGENT CARE PLLC		40	2	5%	42
ALL AMERICAN URGENT CARE			42	100%	42
ATRIA WILLOW WOOD		39	2	5%	41
A & R RESEARCH GROUP		35	6	15%	41
WHITE-WILSON MEDICAL CENTER		30	11	27%	41
FLORIDA HOSPITAL NEW SMYRNA		4	37	90%	41
UNION MEDICAL CARE PLLC		41			41
AVALON PARK RETIREMENT RESIDENCE		40	1	2%	41
BRONX LEBANON HOSPITAL-MEDICAL CENTER		37	4	10%	41
PEDIATRICS OF CENTRAL FLORIDA KISSI		33	8	20%	41
ROYAL PALM SENIOR RESIDENCE		41			41
UNIVERSITY OF ALABAMA		38	3	7%	41
URGENT CARE & WELLNESS CENTER		10	31	76%	41
STAT ONE URGENT CARE CENTER		2	39	95%	41
ORANGE COUNTY CORRECTIONS HEALTH SERVICES		32	9	22%	41
INTERCOASTAL MEDICAL GROUP			41	100%	41
University Hills health and Rehabilitation		31	10	24%	41
ADVENTIST HEALTH SYSTEM FLORIDA		27	14	34%	41
M&V SAN JOSE MEDICAL CENTER			40	100%	40
MILLENIA ADVANCED SCIENTIFIC LLC			40	100%	40
NORTHWELL HEALTH PLAINVIEW HOSPITAL LABORATORY		31	9	23%	40
CLINICAL PATHOLOGY LABORATORIES, INC		40			40
PRIDE DIAGNOSTICS		24	16	40%	40
BAPTIST URGENT CARE		37	3	8%	40
MID-FLORIDA PATHOLOGY, LLC		32	8	20%	40
CAPITAL REGIONAL MEDICAL CENTER		2	38	95%	40
NORTH CAROLINA DEPARTMENT OF HEALTH & HUMAN SERVICES	1		39	98%	40
PACIFICA SENIOR LIVING OCALA		35	5	13%	40
VIP WALK IN CLINIC		19	21	53%	40
PINES NURSING HOME		38	2	5%	40
ADVENT HEALTH CENTRA CARE - LAKELAND		30	10	25%	40
VILLAGE ON THE ISLE□		35	5	13%	40
LONGWOOD CARDIOLOGY			40	100%	40
OCOEE PEDIATRICS		33	7	18%	40
MINUTECLINIC DIAGNOSTIC OF SOUTH CAROL		37	3	8%	40
LONGLEAF DIAGNOSTIC LABORATORIES		11	29	73%	40
IMA MEDICAL CENTER		25	15	38%	40
CITRUS COUNTY HEALTH DEPARTMENT		34	6	15%	40
BIOFIRE		7	32	82%	39
BAY COUNTY JAIL ANNEX		34	5	13%	39
GEORGE E WEEMS MEMORIAL HOSPITAL LAB		29	10	26%	39
CARE 4 U MANAGEMENT, INC			39	100%	39

# COVID-19: testing by laboratory

Data through Mar 14, 2021 verified as of Mar 15, 2021 at 09:25 AM

Data in this report are provisional and subject to change.

The numbers in the table below represent the number of Florida and non-Florida residents for whom test results were received by the Department of Health. A person can be tested by more than one laboratory and can have both positive and negative results. **Therefore, the sum of the numbers in each column will be larger than the total number of people tested.**

Reporting lab	Inconclusive	Negative	Positive	Percent positive	Total
BAYSHORE PATHOLOGY CONSULTANTS PA		37	2	5%	39
BROOKDALE BRANDON	1	38			39
BRIDGEVIEW CENTER LLC		27	12	31%	39
GUYAN VALLEY WELLNESS CENTER		32	7	18%	39
MIAMI CLINICAL RESEARCH CORP			39	100%	39
CEDAR CREEK AT KINGS BAY INC		39			39
GENEXPERT			39	100%	39
WG BAYPOINT VILLAGE SH LLC		38	1	3%	39
LAKE CO EMPLOYEE HEALTH AND WELLNESS CENTER		35	4	10%	39
JUNIPER VILLAGE AT CAPE CORAL		34	5	13%	39
MEDEX MEDICAL EXPRESS OF PALATKA LLC			39	100%	39
CROSSROADS URGENT CARE		24	15	38%	39
LAKELAND REGIONAL HEALTH GATEWAY CENTER		16	23	59%	39
CLINICAL RESEARCH SEQUENCING PLATFORM		8	31	79%	39
HOMWOOD RESIDENCE AT FREEDOM PLAZA		37	1	3%	38
MOLECULAR DIAGNOSTICS		5	33	87%	38
PREMISE HEALTH MIA		1	37	97%	38
BOND CLINIC, PA		9	29	76%	38
STEWART MEDICAL GROUP, INC		21	17	45%	38
CCRC @ SUNFLOWER LLC		35	3	8%	38
IMA MEDICAL GROUP POINCIANA		15	23	61%	38
ATRIA SAN PABLO		36	2	5%	38
LAKE INTERNAL MEDICINE ASSOCIATES PA		32	6	16%	38
FLORIDA DEPARMENT OF HEALTH CLAY COUNTY		25	13	34%	38
LPG PRIMARY CARE AT SURFSIDE		35	3	8%	38
AUTUMN OF SARASOTA		12	26	68%	38
COURTYARD GARDENS OF BOYNTON BEACH, LLC		34	3	8%	37
CORRECTIONAL MEDICAL GROUP		27	10	27%	37
MAIN STREET MEDICAL CENTER OF CRESTVIEW PA		19	18	49%	37
FAMILY EXTENDED CARE OF SEBRING INC		35	2	5%	37
THE COLLIER AT NAPLES		36	1	3%	37
OPTUMCARE SOUTH FLORIDA, LLC		30	7	19%	37
Bon Secours Maria Manor		32	5	14%	37
ANDALUSIA HEALTH		20	17	46%	37
HOLZER HEALTH CENTER		5	32	86%	37
ST AUGUSTINE PEDIATRIC ASSOC		33	4	11%	37
EASTERN SHORE URGENT CARE		26	11	30%	37
TAYLORVILLE FAMILY MEDICINE		30	7	19%	37
PATHOGENIUS LABORATORIES		30	7	19%	37
NIGHT LITE PEDIATRIC CENTER		10	27	73%	37
INNOVATION CLINICAL TRIALS, INC			37	100%	37
MINUTECLINIC, LLC		33	4	11%	37
BRANDON COMMUNITY HEALTH CENTER		29	8	22%	37
ACCURATE DIAGNOSTIC LAB		35	2	5%	37
HR SARASOTA OPERATOR LLC		25	12	32%	37
ONE MILO		37			37
PONCE THERAPY CARE CENTER		34	3	8%	37

# COVID-19: testing by laboratory

Data through Mar 14, 2021 verified as of Mar 15, 2021 at 09:25 AM

Data in this report are provisional and subject to change.

The numbers in the table below represent the number of Florida and non-Florida residents for whom test results were received by the Department of Health. A person can be tested by more than one laboratory and can have both positive and negative results. **Therefore, the sum of the numbers in each column will be larger than the total number of people tested.**

Reporting lab	Inconclusive	Negative	Positive	Percent positive	Total
BREVARD HEALTH ALLIANCE INC		36	1	3%	37
BULLS HEAD URGENT CARE		35	2	5%	37
LYSTER ACH FT RUCKER AL		34	3	8%	37
CONNECTICUT DEPARTMENT OF HEALTH		22	15	41%	37
SUNSHINE ASSISTED LIVING		37			37
LIGHTHOUSE PEDIATRICS OF NAPLES		33	4	11%	37
PROFESSIONAL PEDIATRICS		34	2	6%	36
MAKO MEDICAL		21	15	42%	36
GUIDEWELL EMERGENCY MEDICINE DOCTORS LLC		12	24	67%	36
JFK MEDICAL CENTER NORTH LAB		1	35	97%	36
ADVANCE URGENT CARE CENTER, LLC		1	35	97%	36
STETSON UNIVERSITY STUDENT HEALTH CENTER		3	33	92%	36
HARMONY HEALTH OPCO, LLC		15	21	58%	36
BVL/LITTLE ANGEL PEDIATRICS		36			36
THE MEDICAL GROUP OF SOUTH FLORIDA INC		33	3	8%	36
WASHINGTON COUNTY HEALTH DEPARTMENT		24	12	33%	36
BELVEDERE COMMONS OF SUN CITY CENTER		36			36
LPG CONVENIENT CARE AT METRO		33	3	8%	36
ALWAYS BEST CARE SENIOR SERVICES		32	3	9%	35
BENTON HOUSE OF CLERMONT		35			35
VIKOR SCIENTITIC		5	30	86%	35
PATHGROUP		9	26	74%	35
CDR MAGUIRE - MIAMI BEACH CC MISSION 17388		2	33	94%	35
WUESTHOFF MEMORIAL HOSPITAL			35	100%	35
COLLIER HMA PHYSICIAN MANAGEMENT LLC		27	8	23%	35
ADVENT HEALTH - FISH MEMORIAL		2	33	94%	35
NEUROINTERNATIONAL SARASOTA		32	3	9%	35
BOCA TOXICOLOGY LLC		33	2	6%	35
MAINSTREET FAMILY URGENT CARE		1	34	97%	35
ST. MARYS MEDICAL CENTER		1	34	97%	35
UNIVERSITY HOSPITAL		30	5	14%	35
CAREHERE LAKE SCHOOLS EMPLOYEE HEALTH CENTER		24	11	31%	35
NCHD		21	14	40%	35
PARKSIDE HEALTH AND REHABILITATION CENTER			35	100%	35
POARCH BANC CREEK INDIANS TRIBAL HEALTH DEPARTMENT			35	100%	35
MINUTECLINIC DIAGNOSTIC OF RHODE ISLAND, LLC #1544		34	1	3%	35
IRL		4	31	89%	35
P23 LABS		35			35
FHMG-FLORIDA HOSPITAL MEDICAL GROUP		25	9	26%	34
AYERS NURSING AND REHABILITATION CENTER		34			34
POINTE AT NEW PORT PLACE,THE		34			34
JOHN KNOX VILLAGE OF CENTRAL FLORIDA		30	4	12%	34
FLORIDA PEDIATRIC GROUP PA		28	6	18%	34
REDI-MED WALK IN FAMILY CLINIC			34	100%	34
PARAMOUNT WALK-IN CLINIC		1	33	97%	34
MINUTECLINIC DIAGNOSTIC OF NORTH CAROLINA		33	1	3%	34
MEDCOMP SCIENCES			34	100%	34

# COVID-19: testing by laboratory

Data through Mar 14, 2021 verified as of Mar 15, 2021 at 09:25 AM

Data in this report are provisional and subject to change.

The numbers in the table below represent the number of Florida and non-Florida residents for whom test results were received by the Department of Health. A person can be tested by more than one laboratory and can have both positive and negative results. **Therefore, the sum of the numbers in each column will be larger than the total number of people tested.**

Reporting lab	Inconclusive	Negative	Positive	Percent positive	Total
TUSCAN GARDENS OF DELRAY BEACH MANAGEMENT COMPANY,		34			34
HARBORCHASE OF WELLINGTON CROSSING		32	2	6%	34
LPG PULMONOLOGY-COCONUT POINT		29	5	15%	34
PECONIC BAY MEDICAL CENTER LABORATORY		26	8	24%	34
ST LUCIE COUNTY JAIL		25	9	26%	34
ASHTON PLACE	3	27	4	12%	34
RASHDA ALBIBI M.D. P.A.		31	3	9%	34
LONG TERM CARE OF GULF BREEZE LLC		30	4	12%	34
SANTA BARBARA CARE CENTER		18	16	47%	34
NORTH FLORIDA PEDIATRICS - JACKSONVILLE		30	4	12%	34
SOUTHCOR LABORATORY		4	30	88%	34
ENCOMPASS HEALTH REHABILITATION HOSPITAL OF LARGO		31	3	9%	34
CVS MINUTE CLINIC DIAGNOSTIC OF NORTH CAROL		27	6	18%	33
METRO KNOXVILLE HMA		25	8	24%	33
SANFORD MOBILE LAB PGA TOUR		32	1	3%	33
PHYSICIAN ASSOCIATES LLC		26	7	21%	33
CENTRAL FLORIDA HEALTH CARE INC WAUCHULA SITE 2		26	7	21%	33
WESTWOOD NURSING AND REHABILITATION		28	5	15%	33
VETERAN AFFAIRS MEDICAL CENTER - JAMES J PETERS		30	3	9%	33
VILLA COURT LLC		33			33
AHSE ROP		32	1	3%	33
ADVENTHEALTH MEDICAL GROUP MULTISPECIALTY			33	100%	33
PORT SAINT JOHN FAMILY PRACTICE		21	12	36%	33
BAY STREET PHARMACY		31	2	6%	33
Kensington Gardens		33			33
CORAL HOUSE ASSISTED LIVING COMMUNITY LLC		33			33
ALAN A SMITH MD LLC		31	2	6%	33
BIOREFERENCE LABORATORIES INC		3	30	91%	33
ROADS PEDIATRICS,LLC		31	2	6%	33
VETERANS AFFAIRS MEDICAL CENTER - NEW YORK HARBOR		32	1	3%	33
PHOSPHORUS DIAGNOSTICS		27	6	18%	33
THE SPRINGS OF PARC HILL		32	1	3%	33
NIGHT LITE PEDIATRICS URGENT CARE CENTER			33	100%	33
GREENRIDGE GROUP HOME	3	11	19	58%	33
BOND CLINIC		3	30	91%	33
Consulate Health Care of Orange Park		27	6	18%	33
WELLMED AT NEW TAMPA		23	10	30%	33
ALABAMA CLINICS		16	16	50%	32
ADULT MEDICINE OF LAKE COUNTY INC			32	100%	32
PRINCIPLE LABORATORY		29	3	9%	32
OPIS COQUINA CENTER		32			32
MINUTE CLINIC LLC #2216		30	2	6%	32
UNION MEDICAL CARE		32			32
D W MCMILLAN MEMORIAL HOSPITAL		21	11	34%	32
VETERANS HOME			32	100%	32
WESTMINSTER ST AUGUSTINE		32			32
LAKE COUNTY SCHOOLS EMPLOYEE HEALTH CENTER		21	11	34%	32

# COVID-19: testing by laboratory

Data through Mar 14, 2021 verified as of Mar 15, 2021 at 09:25 AM

Data in this report are provisional and subject to change.

The numbers in the table below represent the number of Florida and non-Florida residents for whom test results were received by the Department of Health. A person can be tested by more than one laboratory and can have both positive and negative results. **Therefore, the sum of the numbers in each column will be larger than the total number of people tested.**

Reporting lab	Inconclusive	Negative	Positive	Percent positive	Total
JAMAICA HOSPITAL MEDICAL CENTER		29	3	9%	32
BROOKDALE CANOPY OAKS			32	100%	32
DCH REGIONAL MEDICAL CENTER LABORATORY		31	1	3%	32
PASSPORT HEALTH ORLANDO		32			32
INFINITY BIOLOGIX LLC OAKDALE		30	2	6%	32
MINUTECLINIC DIAGNOSTIC OF MICHIGAN		29	3	9%	32
COLORADO DEPARTMENT OF HEALTH LABORATORY SERVICES DIVISION			32	100%	32
AMMON ANALYTICAL LABORATORIES		28	4	13%	32
BASSETTI MEDICAL RESEARCH INC		26	6	19%	32
JACKSON HEALTH SYSTEM		1	31	97%	32
SOUTHEASTERN OUTPATIENT SURGERY CENTER		29	3	9%	32
IPSUM DIAGNOSTICS		3	29	91%	32
FLORIDA DEPARTMENT OF HEALTH IN MONROE COUNTY		26	6	19%	32
WALK IN MEDICAL URGENT CARE		32			32
TRADITIONAL HOME CARE INC		31	1	3%	32
Heartland Health Care Center North Sarasota		18	14	44%	32
ADVENTHEALTH MEDICAL GROUP FAMILY MEDICINE		26	5	16%	31
MIDDLETOWN MEDICAL P C		22	9	29%	31
FLORIDA PRESBYTERIAN HOMES INC		30	1	3%	31
DISCOVERY COMMONS AT BRADENTON		31			31
NAPHCARE, INC.		21	10	32%	31
EASYCARE WALK-IN CLINIC	1	11	19	61%	31
FLAGLER HOSPITAL INC	2		29	94%	31
AMERICAN ESOTERIC LABORATORIES		15	16	52%	31
PREMIER URGENT CARE CENTER LLC			31	100%	31
ENT AND ALLERGY ASSOCIATES OF FLORIDA LLC		30	1	3%	31
LabCorp L#09258130 M#09258125		12	19	61%	31
STATEN ISLAND UNIVERSITY HOSPITAL-POUCH		30	1	3%	31
EVERLYWELL		18	13	42%	31
ADVENTHEALTH MEDICAL GROUP FAMILY MEDICINE AT RDV		31			31
LABCORP		13	18	58%	31
UR CARE FAMILY AND SPORTS MEDICINE			31	100%	31
ATLAN		26	5	16%	31
HEALTH FIRST - VIERA HOSPITAL		1	30	97%	31
ST JOSEPHS HOSPITAL SOUTH HOSPITAL			31	100%	31
REGENCY PARK ASSISTED LIVING FACILITY		29	2	6%	31
ST JOSEPHS CHILDRENS OUTREACH			31	100%	31
FORT CAROLINE GARDENS, INC		29	2	6%	31
SOMA MEDICAL CENTER PA #3			31	100%	31
MICHAEL J D'AMBROSE MD PA		29	2	6%	31
UNIPATH		24	7	23%	31
FAMILY AND INTERNAL MEDICINE AT AVALON PARK		27	4	13%	31
COLLIER ANESTHESIA PAIN LLC		31			31
ADVANCED URGENT CARE		12	19	61%	31
COMMUNITY MEDICAL CARE CENTER INC			31	100%	31
MAGNOLIA DIAGNOSTICS, LLC		3	27	90%	30
CLINCLOUD, LLC			30	100%	30

# COVID-19: testing by laboratory

Data through Mar 14, 2021 verified as of Mar 15, 2021 at 09:25 AM

Data in this report are provisional and subject to change.

The numbers in the table below represent the number of Florida and non-Florida residents for whom test results were received by the Department of Health. A person can be tested by more than one laboratory and can have both positive and negative results. **Therefore, the sum of the numbers in each column will be larger than the total number of people tested.**

Reporting lab	Inconclusive	Negative	Positive	Percent positive	Total
Wiregrass Rehabilitation Center and Nursing Home		28	2	7%	30
PERDIDO URGENT CARE		1	29	97%	30
ADVENT HEALTH PRIMARY CARE PLUS, WINTER GARDEN		26	4	13%	30
ISLAND LAKE CENTER		12	18	60%	30
UNIVERSITY MEDICAL CTR OF PRINCETON AT		28	2	7%	30
HERITAGE WATERSIDE		27	3	10%	30
CITY OF CAPE CORAL		25	5	17%	30
WEINBERG VILLAGE		29	1	3%	30
THE TERRACE AT IVY ACRES ALF		11	19	63%	30
COUNTY OF LOS ANGELES			30	100%	30
AMBRY GENETICS CORPORATION	20	10			30
WALGREENS COVID-19		26	4	13%	30
Okeechobee Health Care Facility		16	14	47%	30
MEDICAL PAVILION CLINIC		19	11	37%	30
AMELIA ASSISTED LIVING FACILITY		30			30
OAK HARBOR ASSISTED LIVING FACILITY		27	3	10%	30
AMEERAH LABS			30	100%	30
RESIDENTIAL PLAZA AT BLUE LAGOON INC		27	3	10%	30
WARDE MEDICAL LABORATORY		22	8	27%	30
LAKE MARY - STIRLING CENTER SUITE 202			30	100%	30
BOCA BIOLISTIC REFERENCE LAB			30	100%	30
CITRUS CARE CLINIC			29	100%	29
NEMOURS CHILDRENS CLINIC		22	7	24%	29
ISLAMORADA VILLAGE OF ISLANDS FIRE RESCUE		27	2	7%	29
NURSES HELPING HANDS INC ALF		29			29
LONG BEACH URGENT CARE		29			29
LAKE SHERIFF		28	1	3%	29
DAVID LAWRENCE CENTER		25	4	14%	29
FAMILY CARE PARTNERS URGENT CARE LLC		23	6	21%	29
CENTER ONE SURGERY CENTER		24	5	17%	29
CDC		17	12	41%	29
OAKMONTE VILLAGE		28	1	3%	29
PALM GARDEN OF JACKSONVILLE		27	2	7%	29
FAST PACE MEDICAL CLINIC		26	3	10%	29
SUNTREE INTERNAL MEDICINE		29			29
STUART REHABILITATION AND HEALTHCARE		14	15	52%	29
RENAISSANCE SENIOR LIVING	1	28			29
A AND R RESEARCH GROUP LLC		25	4	14%	29
PREMIUM HEALTH SERVICES OF TAMPA BAY LLC		16	13	45%	29
PRO HEALTH HARMONY		29			29
CAPE CORAL HOSPITAL ABG LABORATORY		16	13	45%	29
HOLLISMED LLC		27	2	7%	29
P4CLINICAL	3	2	24	83%	29
JUPITER MEDICAL CENTER PHYSICIANS GROUP, INC		26	3	10%	29
SANDALWOOD NURSING CENTER		29			29
STEWART MELBOURNE HOSPITAL			29	100%	29
EP MEDICAL EQUIPMENT PHARMACY		26	3	10%	29

# COVID-19: testing by laboratory

Data through Mar 14, 2021 verified as of Mar 15, 2021 at 09:25 AM

Data in this report are provisional and subject to change.

The numbers in the table below represent the number of Florida and non-Florida residents for whom test results were received by the Department of Health. A person can be tested by more than one laboratory and can have both positive and negative results. **Therefore, the sum of the numbers in each column will be larger than the total number of people tested.**

Reporting lab	Inconclusive	Negative	Positive	Percent positive	Total
ROBERT H JENKINS JR VETERANS' DOMICILIARY HOME OF		26	3	10%	29
COMPREHENSIVE CHILDCARE		23	6	21%	29
PANCARE HEALTH - BONIFAY K-8			29	100%	29
UNIV OF ROCHESTER-STRONG MEMORIAL HOSP		28	1	3%	29
DUVAL COUNTY HEALTH DEPARTMENT		29			29
PALMS, THE		28			28
BROOKDALE PHILLIPPI CREEK			28	100%	28
CHILDREN'S MEDICAL CENTER			28	100%	28
ASTORIA HEALTH AND REHABILITATION CENTER		27	1	4%	28
Signature Healthcare of Ormond		28			28
MINUTE CLINIC, LLC DBA MINUTECLINIC #4505		26	2	7%	28
MARION PEDIATRICS PA		21	7	25%	28
UCLA HEALTHCARE CLINICAL LABS		23	5	18%	28
PORT ST LUCIE HOSPITAL		25	3	11%	28
CERON PEDIATRICS & INTEGRATIVE MEDICIN		28			28
FAMILY CARE PARTNERS		18	10	36%	28
FORT VALLEY STATE UNIVERSITY		27	1	4%	28
LAKE PLACID HEALTH AND REHABILITATION		1	27	96%	28
RIVERHEAD URGENT CARE		27	1	4%	28
NORTH PINELLAS CHILDRENS MEDICAL CENTER			28	100%	28
SIDDH INC DBA SAN CARLOS PHARMACY		26	2	7%	28
ADVENTHEALTH MEDICAL GROUP FAMILY & INTERNAL		10	18	64%	28
PINELLAS INTERNAL MEDICINE ASSOCIATES	1	26	1	4%	28
BAPTIST PRIMARY BLACK CREEK SOUTH			28	100%	28
KEY PRIMARY CARE			28	100%	28
Cleveland Clinic Laboratories		4	24	86%	28
MINUTECLINIC DIAGNOSTIC OF LOUISIANA		27	1	4%	28
LABORATORY ALLIANCE OF CENTRAL NEW YORK		27	1	4%	28
CARILLON SPORTS AND FAMILY MEDICINE		21	7	25%	28
ORANGE PEDIATRICS			28	100%	28
ROCKLAND URGENT CARE FAMILY HEALTH NP		27	1	4%	28
URGENT CARE CENTER			28	100%	28
SHERMAN-ABRAMS LABORATORY INC		25	3	11%	28
ACTIVE SENIOR LIVING		26	2	7%	28
PALM POINT BEHAVIORAL HEALTH		28			28
ST PETER'S BENDER LABORATORY		27	1	4%	28
SYNIVERSE WELLNESS CENTER		24	4	14%	28
VANDERBILT UNIVERSITY MEDICAL CENTER		24	4	14%	28
GROWING TOGETHER PEDIATRICS, LLC		24	4	14%	28
THORNBURG PEDIATRICS		26	2	7%	28
ACCESS 365 URGENT CARE		8	20	71%	28
LAKELAND NURSING AND REHABILITATION CENTER			28	100%	28
MINUTECLINIC DIAGNOSTIC OF RHODE ISLAND, LLC #212		28			28
GRAND VILLA OF NEW PORT RICHEY		21	7	25%	28
EDEN AT CRESTVIEW		12	16	57%	28
NATIONAL MENTOR HEALTHCARE LLC			27	100%	27
BITTINGS APOTHECARY INC		23	4	15%	27

# COVID-19: testing by laboratory

Data through Mar 14, 2021 verified as of Mar 15, 2021 at 09:25 AM

Data in this report are provisional and subject to change.

The numbers in the table below represent the number of Florida and non-Florida residents for whom test results were received by the Department of Health. A person can be tested by more than one laboratory and can have both positive and negative results. **Therefore, the sum of the numbers in each column will be larger than the total number of people tested.**

Reporting lab	Inconclusive	Negative	Positive	Percent positive	Total
ATRIA LADY LAKE		27			27
TGH URGENT CARE - RIVERVIEW			27	100%	27
GULFSIDE HOSPICE INC		24	3	11%	27
SPANISH RIVER HIGH SCHOOL ESE		23	4	15%	27
EXPRESS CARE OF BELLEVIEW		27			27
INTERIM HEALTHCARE OF NORTHWEST FLORIDA INC		25	2	7%	27
VICK STREET MANOR		27			27
ARCPOINT LABS OF WEST PALM BEACH			27	100%	27
BROOKDALE UNIVERSITY HOSPITAL		25	2	7%	27
SUNSHINE PEDIATRICS OF CENTRAL FLORIDA PL		25	2	7%	27
WINDSOR WOODS REHAB & HEALTHCARE CTR		26	1	4%	27
BROOKDALE SOUTHPOINT			27	100%	27
CHILDRENS MEDICAL CENTER			27	100%	27
SUNCOAST LABS			27	100%	27
RESIDENCE AT BAY VUE		26	1	4%	27
LEXINGTON PLACE SENIOR LIVING COMMUNITY		27			27
MIGUEL E TREVINO MD PA		23	4	15%	27
WIREGRASS CLINIC LLC		22	5	19%	27
HEALTHPARK MEDICAL CENTER ABG LAB		26	1	4%	27
CIGNA PBSO WEST PALM			27	100%	27
MINUTECLINIC DIAGNOSTIC MEDICAL GROUP		25	2	7%	27
WEISS PEDIATRIC CARE LLC		16	11	41%	27
LOOP PEDIATRICS		22	5	19%	27
EPIC REFERENCE LABS INC			26	100%	26
GRAND LIVING AT LAKEWOOD RANCH		25	1	4%	26
DOCTOR TODAY TLC LLC			26	100%	26
LAKES DIALYSIS CENTER INC			26	100%	26
THE MINIER URGENT CARE		20	6	23%	26
DARDEN WELLNESS CENTER		23	3	12%	26
WAKULLA COUNTY HEALTH DEPARTMENT		12	14	54%	26
URGENT FAMILY CARE INC		23	3	12%	26
WEST BROWARD CARE CENTER		24	2	8%	26
OAKTREE HEALTHCARE			26	100%	26
REHAB AND HEALTHCARE CENTER OF CAPE CORAL		26			26
FLORIDA ENDOSCOPY & SURGERY CTR LLC		26			26
VASSAR BROTHERS MEDICAL CENTER LABORATORY		25	1	4%	26
PULMONARY SPECIALISTS OF THE PALM BEACHES		16	10	38%	26
BROWARD HEALTH IMPERIAL POINT NURSING			26	100%	26
ADVENT HEALTH PARTIN SETTLEMENT HEALTH PARK		18	8	31%	26
COLORADO DEPARTMENT OF PUBLIC HEALTH AND ENVIRONMENT			26	100%	26
PALM BEACH COUNTY FIRE RESCUE		24	2	8%	26
SANITAS		4	22	85%	26
ABL MEDICAL CARE LLC			26	100%	26
CAMP BOGGY CREEK		26			26
FIRST CHOICE PEDIATRICS LOOP		24	2	8%	26
LOT HEALTH SERVICES	1	25			26
MINUTE CLINIC DIAGNOSTIC OF SC, LLC #75		25	1	4%	26

# COVID-19: testing by laboratory

Data through Mar 14, 2021 verified as of Mar 15, 2021 at 09:25 AM

Data in this report are provisional and subject to change.

The numbers in the table below represent the number of Florida and non-Florida residents for whom test results were received by the Department of Health. A person can be tested by more than one laboratory and can have both positive and negative results. **Therefore, the sum of the numbers in each column will be larger than the total number of people tested.**

Reporting lab	Inconclusive	Negative	Positive	Percent positive	Total
MONTEFIORE NEW ROCHELLE HOSPITAL		24	2	8%	26
NEWPATH DIAGNOSTICS		18	8	31%	26
BOCA SIMON LAB		1	25	96%	26
EAST HILL MEDICAL GROUP		17	9	35%	26
COLONY CARE CENTER		16	10	38%	26
HUNTINGTON STATION URGENT CARE		25	1	4%	26
RAINBOW PEDIATRICS		1	25	96%	26
UNIVERSITY OF ILLINOIS VETERINARY DIAG		25	1	4%	26
HOLIDAY MEDICAL ASSOCIATES		1	25	96%	26
PINELLAS 1 HOME HEALTH CARE CORP		26			26
CVS NY4098030POCT NEW YORK		26			26
MONCRIEF ARMY HEALTH CLINIC			26	100%	26
KIVA AT CANTERBURY, LLC		25			25
MINUTE CLINIC DIAGNOSTIC OF VIRGINIA, LLC		25			25
RJ LEE GROUP	1	23	1	4%	25
MINUTE CLINIC DIAGNOSTIC OF VIRGINIA		20	5	20%	25
ORLANDO CLINICAL RESEARCH CENTER		23	2	8%	25
LEE COMMUNITY HEALTHCARE - LEHIGH		23	2	8%	25
ADVENT HEALTH - LAKE MARY PEDIATRICS		16	9	36%	25
DELRAY BEACH FACIAL PLASTIC SURGERY		25			25
CARE HERE		3	22	88%	25
THE WATERMARK AT VISTAWILLA		25			25
ASSISTED LIVING OF BROWARD		25			25
MD BEAUTY LABS, PA		23	2	8%	25
GOOD SAMARITAN HOSPITAL LABORATORY		22	3	12%	25
MADWAR		19	6	24%	25
SOUTH FLORIDA DIALYSIS CENTER		8	17	68%	25
PARK MEADOWS HEALTH AND REHABILITATION CENTER		25			25
GREEN GABLES ASSISTED LIVING FACILITY		25			25
COASTAL COMPLETE CARE		11	14	56%	25
CARDIOLOGY AND MEDICINE ASSOCIATES INC		25			25
BUREAU OF PUBLIC HEALTH	1	5	19	76%	25
Clearwater Center		11	14	56%	25
TREEHOUSE PEDIATRICS & FAMILY CARE		25			25
MARTHA'S HOUSE & ASSISTED LIVING FACILITY		25			25
ARCPPOINT LABS OF FORT LAUDERDALE		25			25
WESTPAC LABS		1	24	96%	25
UNION CHD		22	3	12%	25
COASTAL SKIN SURGERY AND DERMATOLOGY		18	7	28%	25
CANTON-POTSDAM HOSPITAL LABORATORY		24	1	4%	25
WOMENS CARE FLORIDA LABORATORY		25			25
GASTROENTEROLOGY ASSOCIATES OF PENSACOLA PA		22	3	12%	25
MD NOW MEDICAL CENTERS INC		3	22	88%	25
FEDERAL PRISON CAMP PENSACOLA			25	100%	25
ST. CLOUD HOSPITAL		20	5	20%	25
TALLAHASSEE DEVELOPMENTAL CENTER☐		24	1	4%	25
VILLAGES REHABILITATION AND NURSING CENTER		24			24

# COVID-19: testing by laboratory

Data through Mar 14, 2021 verified as of Mar 15, 2021 at 09:25 AM

Data in this report are provisional and subject to change.

The numbers in the table below represent the number of Florida and non-Florida residents for whom test results were received by the Department of Health. A person can be tested by more than one laboratory and can have both positive and negative results. **Therefore, the sum of the numbers in each column will be larger than the total number of people tested.**

Reporting lab	Inconclusive	Negative	Positive	Percent positive	Total
GRAND VILLA OF ST. PETERSBURG		22	2	8%	24
SPRINGWOOD COURT		19	5	21%	24
SUNQUEST		3	21	88%	24
MADISON COUNTY MEMORIAL HOSP		12	12	50%	24
JOSEPH SCHENKER MD PC DBA CENTERS URGENT		21	3	13%	24
GRAND VILLA OF ALTAMONTE SPRINGS		17	7	29%	24
MINUTECLINIC DIAGNOSTIC OF TEXAS		21	3	13%	24
PACIFICA SENIOR LIVING FORT MYERS		15	9	38%	24
TRIPLE O MEDICAL SERVICES INC		22	2	8%	24
WELLNOW URGENT CARE		23	1	4%	24
HIGHLANDS COUNTY FIRE RESCUE		24			24
CARENOW - DOWNTOWN NORTH GULCH		23	1	4%	24
ROWLETT MIDDLE ACADEMY		22	2	8%	24
SENIOR LIVING IV SUN CITY LLC		17	7	29%	24
WESTMINSTER WOODS ON JULINGTON CREEK		22	2	8%	24
MID FLORIDA PATHOLOGY LLC		23	1	4%	24
TARPON BAYOU CENTER			24	100%	24
MED PLUS FLORENCE		20	4	17%	24
ADVENT HEALTH MEDICAL GROUP- FAMILY MEDICINE AT DR. PHILIPS		19	5	21%	24
Summit Medical Group Westfield Lab		21	3	13%	24
PHYSICIANS PRIMARY CARE OF SW FLORIDA PL		24			24
PRIME CARE ONE LLC/HARBORCHASE OF VENICE			24	100%	24
JOSEF SCHENKER MD PC		24			24
DOCTORS CENTER PA,THE		22	2	8%	24
URGENT CARE USA			24	100%	24
STEINHATCHEE DRUGS		19	5	21%	24
MARYLAND DEPARTMENT OF HEALTH			24	100%	24
STATCARE URGENT & WALK IN MEDICAL CARE		21	3	13%	24
SENIOR HEALTH OF WINTER PARK DUNDEE		24			24
HENNEPIN COUNTY MEDICAL CENTER (HCMC)		13	11	46%	24
CHIPOLA MEDICAL ASSOCIATES		4	20	83%	24
STATE LAB		2	22	92%	24
AIR, LAND & SEA PHYSICALS & CONSULTATIONS, LLC		23	1	4%	24
MAYO CLINIC JACKSONVILLE		1	23	96%	24
MINUTECLINIC, LLC #08366		19	5	21%	24
MAGNOLIA PEDIATRICS		4	20	83%	24
CSH LAKE ORIENTA LP		24			24
SUMMIT MEDICAL GROUP - 75 E NORTHFIELD		22	2	8%	24
HEALTH MED CENTERS		24			24
COOPER HEALTHCARE		21	3	13%	24
THE CHAPPEL GROUP RESEARCH		24			24
THE LODGE AND REHABILITATION CENTER		9	15	63%	24
RAINBOW PEDIATRIC CENTER		2	22	92%	24
Grand Villa of Clearwater		22	2	8%	24
AVENTIS BIO-SERVICES CTL		24			24
PHYSICIANS STAT		3	21	88%	24
LABORATORY DYNAMICS		20	4	17%	24

# COVID-19: testing by laboratory

Data through Mar 14, 2021 verified as of Mar 15, 2021 at 09:25 AM

Data in this report are provisional and subject to change.

The numbers in the table below represent the number of Florida and non-Florida residents for whom test results were received by the Department of Health. A person can be tested by more than one laboratory and can have both positive and negative results. **Therefore, the sum of the numbers in each column will be larger than the total number of people tested.**

Reporting lab	Inconclusive	Negative	Positive	Percent positive	Total
COURTYARDS OF ORLANDO		24			24
ENGLEWOOD HOSPITAL AND MEDICAL CENTER		19	5	21%	24
PARK WEST MEDICAL CENTER		23	1	4%	24
THE COMMONWEALTH OF MASSACHUSETTS			24	100%	24
ATRIA AT ST JOSEPHS		24			24
ALAN SERURE MD		24			24
HERITAGE OAKS ASSISTED LIVING & MEMORY CARE		20	4	17%	24
ADVENT HEALTH EXPRESS		9	15	63%	24
CENTERPLACE HEALTH		3	21	88%	24
UNIV OF NORTH ALABAMA HEALTH CENTER		22	1	4%	23
CORE LABORATORY		1	22	96%	23
OMEGA LABORATORIES		19	4	17%	23
SARASOTA MEMORIAL NURSING & REHABILITATION CTR		23			23
CLEARWATER EMPLOYEE HEALTH CLINIC		7	16	70%	23
PALMETTO PEDIATRICS			23	100%	23
EGL GENETIC DIAGNOSTICS		1	22	96%	23
NOBLE SENIOR LIVING		3	20	87%	23
PM PEDIATRICS		22	1	4%	23
HUNT CLUB PEDIATRIC ASSOCIATES LLC		19	4	17%	23
WUESTHOFF MEDICAL CENTER-MELBOURNE			23	100%	23
LAKEVIEW HEALTH CARE SYSTEMS		9	14	61%	23
GENETIC TECHNOLOGICAL INNOVATIONS, LLC		11	12	52%	23
TIFFANY LAKE CARE CENTERS INC		23			23
NEWYORK-PRESBYTERIAN/ LAWRENCE HOSPITAL LABORATORY		21	2	9%	23
NOVANT HEALTH		17	6	26%	23
SHORE MEMORIAL HOSPITAL		20	3	13%	23
SANFORD PEDIATRIC ASSOCIATES, PA		21	2	9%	23
MINIMALLY INVASIVE VASCULAR INC		21	2	9%	23
BAYCARE HEALTH SYSTEMS, LLC			23	100%	23
BROOKWOOD BAPTIST MEDICAL CENTER		22	1	4%	23
UNIVERSITY HILLS HEALTH AND REHABILITATION CENTER		18	5	22%	23
FINLAY C. LABORATORY		3	20	87%	23
UF HEALTH NORTH JACKSONVILLE			23	100%	23
CRESTVIEW IMMEDIATE CARE LL			23	100%	23
WOODHOUSE INC		17	6	26%	23
ISLAND COAST PEDIATRICS PA		22	1	4%	23
NEW JERSEY		22	1	4%	23
PALMS MEDICAL GROUP - LAKE CITY WEST		3	20	87%	23
LEE MEMORIAL HEALTH SYSTEM D/B/A LEE COMMUNITY		21	2	9%	23
LEE MEMORIAL HEALTH SYSTEM		20	3	13%	23
ADVENTHEALTH MEDICAL GROUP PULMONOLOGY		20	3	13%	23
TOTAL ACCESS URGENT CARE			23	100%	23
PBSO WEST PALM FAMILY PRACTICE		1	22	96%	23
EMORY BENNETT VETERANS NURSING HOME	1	22			23
CARESPOT		2	20	91%	22
VIRTUA		18	4	18%	22
MOBILE DIVISION LABORATORY		7	15	68%	22

# COVID-19: testing by laboratory

Data through Mar 14, 2021 verified as of Mar 15, 2021 at 09:25 AM

Data in this report are provisional and subject to change.

The numbers in the table below represent the number of Florida and non-Florida residents for whom test results were received by the Department of Health. A person can be tested by more than one laboratory and can have both positive and negative results. **Therefore, the sum of the numbers in each column will be larger than the total number of people tested.**

Reporting lab	Inconclusive	Negative	Positive	Percent positive	Total
ADVANCED URGENT CARE CENTER		7	15	68%	22
FORT PIERCE FAMILY CARE INC		16	6	27%	22
APOLLO SURGERY CENTER		20	2	9%	22
TEN HEALTHCARE		6	16	73%	22
ROCKLEDEGE REGIONAL MEDICAL CENTER		17	5	23%	22
JUST FOR KIDS PEDIATRICS		5	17	77%	22
GILCHRIST COUNTY JAIL		20	2	9%	22
OLIVE BRANCH HEALTH AND REHABILITATION CENTER			22	100%	22
GLEN COVE HOSPITAL		22			22
SEAGRASS VILLAGE			22	100%	22
COMMUNITY HEALTH OF SOUTH FLORIDA			22	100%	22
PULSE MEDICAL GROUP INC			22	100%	22
FORT SANDERS REGIONAL LABORATORY		22			22
ELAN SPANISH SPRINGS		4	18	82%	22
TOTTENVILLE CIRCLE URGENT CARE		22			22
NORTHWEST FLORIDA COMMUNITY HOSPITAL 3RD FLOOR		20	2	9%	22
MARATHON HEALTH FOR LIFE		19	3	14%	22
BAYLOR GENETICS		10	12	55%	22
ROSLYN URGENT CARE		22			22
MORNINGSIDE MANOR & VILLA ADULT CARE C		22			22
KELLY'S ASSISTED LIVING FACILITY		22			22
South Heritage Health and Rehab		22			22
LABORATORY MEDICINE CONSULTANTS-LMC PA		20	2	9%	22
HUNT CLUB MEDICAL		15	7	32%	22
CARLOS F FUSTER MD PA		20	2	9%	22
DALE MEDICAL CENTER		17	5	23%	22
CHARLOTTE CHD PORT CHARLOTTE		18	4	18%	22
DIACARTA INC.		22			22
FLORIDA HOSPITAL LABS		12	10	45%	22
JUPITER MEDICAL CENTER			22	100%	22
EBEIDS MD PEDIATRICS		19	3	14%	22
FLORIDA PEDIATRICS		6	16	73%	22
MEDEXPRESS URGENT CARE - BLOOMINGTON		19	3	14%	22
STEWART MEDICAL GROUP INC			22	100%	22
HARBOUR ISLAND PEDIATRICS		13	9	41%	22
FAMILY AND AFTER HOURS CARE		22			22
SOLE HEALTH LLC		22			22
GRAND VILLA OF PINELLAS PARK		20	2	9%	22
Casa Mora Rehabilitation & Extended Care		21			21
UTAH DEPARTMENT OF HEALTH			21	100%	21
ARDEN COURTS OF WINTER SPRINGS		18	3	14%	21
FLUSHING HOSPITAL MEDICAL CENTER		17	4	19%	21
MORRIS PARK URGENT CARE		18	3	14%	21
TANVIR H SHAGAR NP		18	3	14%	21
HALIFAX HEALTH URGENT CARE		3	18	86%	21
WELLMED AT PLANT CITY		10	11	52%	21
SUMMERGATE PHARMACY		19	2	10%	21

# COVID-19: testing by laboratory

Data through Mar 14, 2021 verified as of Mar 15, 2021 at 09:25 AM

Data in this report are provisional and subject to change.

The numbers in the table below represent the number of Florida and non-Florida residents for whom test results were received by the Department of Health. A person can be tested by more than one laboratory and can have both positive and negative results. **Therefore, the sum of the numbers in each column will be larger than the total number of people tested.**

Reporting lab	Inconclusive	Negative	Positive	Percent positive	Total
JOSEF SCHENKER MD PC DBA CENTERS URGENT		19	2	10%	21
PALM BAY FAMILY PRACTICE		4	17	81%	21
MINUTE CLINIC DIAGNOSTIC OF NEW JERSEY		20	1	5%	21
ROCKLEDGE FAMILY HEALTH			21	100%	21
UPMC CHAUTAUQUA AT WCA LABORATORY		20	1	5%	21
ORLANDO FAMILY MEDICINE		7	14	67%	21
NEW YORK PRESBYTERIAN - ALLEN HOSPITAL		21			21
HOWARD BEACH URGENT CARE		21			21
ST VINCENT'S EAST		19	2	10%	21
CONNECTDX		6	15	71%	21
GERALD J KIVETT MD		19	2	10%	21
NEW YORK METHODIST HOSPITAL		17	4	19%	21
PRIMECARE OF DOTHAN-DALEVILLE CLINIC		16	5	24%	21
ERIC C MARSHAL MD, PC DBA MINUTECLINIC		20	1	5%	21
PHYSICIANS CARE		18	3	14%	21
LEE PHYSICIAN GROUP		18	3	14%	21
MINUTECLINIC DIAGNOSTIC OF PENNSYLVANI		20	1	5%	21
CLINICAL PATHOLOGY LABORATORIES SOUTHEAST			21	100%	21
JEFFERSON K-12, A SOMERSET SCHOOL- CLINIC		17	4	19%	21
MINUTECLINIC DIAGNOSTIC OF TN PC #378		20	1	5%	21
CL BRUMBACK PRIMARY CARE CLINIC LANTANA		2	19	90%	21
Grand Villa of Deerfield Beach		19	2	10%	21
CITY OF OCALA EMPLOYEE HEALTH AND WELLNESS CENTER		18	3	14%	21
NAPHCARE INC		16	5	24%	21
COASTAL FAMILY PRACTICE		13	8	38%	21
INTERNATIONAL MEDICAL LABORATORY INC		21			21
DAVENPORT PEDIATRICS CLERMONT PA		19	2	10%	21
ST JUDE CHILDRENS RESEARCH HOSPITAL		21			21
METROPOLITAN CHARITIES INC		19	2	10%	21
UAH STUDENT HEALTH CENTER		14	7	33%	21
ST VINCENTS AMBULATORY CARE INC DBA		17	3	15%	20
BEST MEDICAL CENTER		11	9	45%	20
GUARDANT HEALTH		14	6	30%	20
MEDICAL EXPRESS CORP		18	2	10%	20
SOUTH NASSAU COMMUNITIES HOSPITAL		16	4	20%	20
THE PALMS PHARMACY, INC		19	1	5%	20
BROOKDALE MANDARIN CENTRAL		7	13	65%	20
MINUTECLINIC, LLC, DBA MINUTECLINIC #2544		19	1	5%	20
PROFESSIONAL PARK PEDIATRICS PA			20	100%	20
FLORENCE J HUNT STUDENT WELLNESS CENTER - HEALTH SERVICES (ABBOTT)		20			20
WILLAMETTE VALLEY TOXICOLOGY LLC		18	2	10%	20
CARESPOT OF NOCATEE		1	19	95%	20
TGH MEDICAL GROUP LABORATORY CARROLLWOOD			20	100%	20
VIERA FAMILY MEDICINE AND WELLNESS		16	4	20%	20
Sovereign Laboratory Services, LLC		17	3	15%	20
WINSHIPS PHARMACY INC		20			20
BAYFRONT HMA CONVENIENT CARE, LLC		2	18	90%	20

# COVID-19: testing by laboratory

Data through Mar 14, 2021 verified as of Mar 15, 2021 at 09:25 AM

Data in this report are provisional and subject to change.

The numbers in the table below represent the number of Florida and non-Florida residents for whom test results were received by the Department of Health. A person can be tested by more than one laboratory and can have both positive and negative results. **Therefore, the sum of the numbers in each column will be larger than the total number of people tested.**

Reporting lab	Inconclusive	Negative	Positive	Percent positive	Total
HEALTHY MINORS, LLC.		20			20
TENNESSEE DEPARTMENT OF HEALTH		15	5	25%	20
BETHESDA HEALTH PHYSICIAN GROUP INC			20	100%	20
LAKE WORTH MANOR		19	1	5%	20
TIMBERLANE LODGE ALF	1	12	7	35%	20
MINUTECLINIC DIAGNOSTICS MEDICAL GROUP		19	1	5%	20
WINTER PARK FAMILY PRACTICE LLC		17	3	15%	20
HOPE HEALTHCARE		20			20
SONATA BOYNTON BEACH		18	2	10%	20
PEDIATRIC ASSOCIATES PA		17	3	15%	20
FLORIDA MEDICAL CLINIC - MULTI SPECIALTY CAMPUS		7	13	65%	20
ESTATES MEDICAL CENTER		12	8	40%	20
MARQUES PEDIATRICS			20	100%	20
POINT OF CARE CLINICS PRIMARY CARE		20			20
ODYSSEY HEALTHCARE OF MARION COUNTY, LLC		19	1	5%	20
SOUTH CAROLINA DEPARTMENT OF HEALTH			20	100%	20
HENDRY REGIONAL CORPORATE HEALTH			20	100%	20
OHIO CVS STORES, LLC DBA		18	2	10%	20
MINUTECLINIC DIAGNOSTIC OF ILLINOIS L		15	5	25%	20
PONCE PLAZA NURSING & REHAB CENTER		4	16	80%	20
DEPT OF VA MEDICAL CENTER - BAY PINES			20	100%	20
BAY PEDIATRICS PA		18	2	10%	20
REDITUS LABORATORIES			20	100%	20
GOOD SAMARITAN SOCIETY OF DAYTONA		16	4	20%	20
EXPRESS CARE OF TAMPA BAY LLC		2	18	90%	20
CONSOLIDATED LAB SERVICES		10	10	50%	20
ADIRONDACK MEDICAL CENTER		20			20
BAYCARE MEDICAL GROUP INC			19	100%	19
TEXAS DEPARTMENT OF STATE HEALTH SERVICES		3	16	84%	19
SHELBY BAPTIST MEDICAL CENTER		14	5	26%	19
CLERMONT ADVENTHEALTH CENTRA CARE		1	18	95%	19
MINUTECLINIC, LLC, DBA MINUTECLINIC #5		16	3	16%	19
MINUTECLINIC DIAGNOSTIC PA		17	2	11%	19
ADEPT INPATIENT MEDICAL SERVICES PC		19			19
KINDRED HOSPITAL OCALA		16	3	16%	19
COMMUNITY HOME HEALTH CARE		19			19
BAYVIEW MEDICAL		19			19
DOCTORS MEDICAL CENTER OF WALTON COUNTY CLINIC			19	100%	19
INTEGRATED REGIONAL LABORATORIES - LARGO			19	100%	19
FLORIDA COMMUNITY HEALTH CENTER OF ST. LUCIE		1	18	95%	19
MED HEALTH SERVICES		18	1	5%	19
NO NAME		8	11	58%	19
ASURANCE SCIENTIFIC LABORATORIES		19			19
ROYAL PALM MEDICAL GROUP, INC		19			19
OCEANSIDE URGENT CARE		19			19
LPG PRIMARY CARE AT PINE ISLAND		17	2	11%	19
NANO HEALTH ASSOCIATES LLC		19			19

# COVID-19: testing by laboratory

Data through Mar 14, 2021 verified as of Mar 15, 2021 at 09:25 AM

Data in this report are provisional and subject to change.

The numbers in the table below represent the number of Florida and non-Florida residents for whom test results were received by the Department of Health. A person can be tested by more than one laboratory and can have both positive and negative results. **Therefore, the sum of the numbers in each column will be larger than the total number of people tested.**

Reporting lab	Inconclusive	Negative	Positive	Percent positive	Total
ANYLABTESTNOW		6	13	68%	19
ORLANDO ORTHOPAEDIC OUTPATIENT SURGERY CENTER LLC		16	3	16%	19
Wesley Place on Honeysuckle		17	2	11%	19
MULBERRY'S MOBILE PROVIDER SERVICES LLC		5	14	74%	19
MONROE COUNTY DETENTION CENTER			19	100%	19
MCWHORTER SCHOOL OF PHARMACY		19			19
BARTON FAMILY PRACTICE		8	11	58%	19
EMERALD COAST HOSPICE - CRESTVIEW		19			19
GRAND VILLA OF ORMOND BEACH		16	3	16%	19
REGENCY SQUARE MALL - SEARS		3	16	84%	19
OCEAN REEF MEDICAL CENTER, LLC			19	100%	19
Gulfport Rehabilitation Center		16	3	16%	19
CENTRAL FLORIDA PEDIATRIC URGENT CARE LLC		17	2	11%	19
WELLMED AT LAKE COPELAND		13	6	32%	19
STONE WASH CLINICAL LABORATORIES		2	17	89%	19
CARE POINT HEALTH & WELLNESS CENTER		19			19
MINUTECLINIC DIAGNOSTIC OF TN PC #320		12	7	37%	19
SEVEN RIVERS REGIONAL MEDICAL CENTER		5	14	74%	19
LAB INTERMARKET FACILITY LAB		1	18	95%	19
LOVING CARE OF THE TREASURE COAST LLC	1	13	5	26%	19
MICHELLE S PAGE MD PA		18	1	5%	19
MEDI STATION			19	100%	19
JACKSON NORTH MEDICAL CENTER		2	17	89%	19
BRIDGEWAY HEALTH CLINICS INC			19	100%	19
GENTIVA HEALTH SERVICES		17	2	11%	19
ESOTERIX GENETIC LABORATORIES		16	3	16%	19
FLORIDA HOSPITAL WINTER GARDEN		15	4	21%	19
ALL PEDIATRIC CARE			19	100%	19
GRACE WELLNESS CENTER		8	11	58%	19
TRINITY MEDICAL ASSOCIATES LLC			18	100%	18
A LILIKO'I PHARMACY LLC		17	1	6%	18
BAPTIST MEDICAL GRP URGENT CARE & OCC HEALTH AIRPO		18			18
COMMONWEALTH OF MASSACHUSETTS			18	100%	18
TOTAL RENAL LABORATORIES INC		13	5	28%	18
HARLEM HOSPITAL CENTER		17	1	6%	18
GRAND VILLA OF DEL RAY WEST		15	3	17%	18
XPRESS WELLNESS URGENT CARE			18	100%	18
ACCESS HEALTH CARE PHYSICIANS LLC		6	12	67%	18
MOORINGS PARK OAKSTONE AT GREY OAKS		17	1	6%	18
GENERAL INTERNAL MEDICINE MEDICAL CTR CLINIC		13	5	28%	18
AUBURN COMMUNITY HOSPITAL		16	2	11%	18
CAREHERE- LCS LEESBURG			18	100%	18
ASCENSION ST VINCENT'S PRIMARY CARE		1	17	94%	18
HELIX DIAGNOSTICS			18	100%	18
CVS NC3516POCT WINSTON SALEM		16	2	11%	18
THE VILLAGES HEALTH		12	6	33%	18
49D2045214PHYSICIAN OFFICEWALVERMEDEXPRESS URGENT CARE - HARRISONBU		9	9	50%	18

# COVID-19: testing by laboratory

Data through Mar 14, 2021 verified as of Mar 15, 2021 at 09:25 AM

Data in this report are provisional and subject to change.

The numbers in the table below represent the number of Florida and non-Florida residents for whom test results were received by the Department of Health. A person can be tested by more than one laboratory and can have both positive and negative results. **Therefore, the sum of the numbers in each column will be larger than the total number of people tested.**

Reporting lab	Inconclusive	Negative	Positive	Percent positive	Total
AURORA DIAGNOSTICS		6	12	67%	18
UM MILLER SCHOOL OF MEDICINE			18	100%	18
ST ELIZABETH MEDICAL CENTER LABORATORY		17	1	6%	18
DIXIE COUNTY HEALTH DEPARTMENT		11	7	39%	18
BLOCK NATION CHASE		12	6	33%	18
PPD - IXLAYER		17	1	6%	18
CRANES VIEW LODGE			18	100%	18
MARION COUNTY HEALTH DEPARTMENT		17	1	6%	18
GLEN OAKS URGENT CARE		17	1	6%	18
BAPTIST MEMORIAL HEALTH CARE		16	2	11%	18
MINUTECLINIC DIAGNOSTIC OF RHODE ISLAND, LLC #590		17	1	6%	18
BOZEMAN HEALTH DEACONESS HOSPITAL		13	5	28%	18
ADVENT HEALTH - KISSIMMEE		6	12	67%	18
CABOT RESERVE ON THE GREEN		18			18
TPCA CLINICAL LABORATORIES		15	3	17%	18
WALGREEN EASTERN CO, INC		18			18
CARE CENTERS OF NASSAU LLC MINER ROAD NORTH		18			18
HARTFORD HOSPITAL ANCILLARY LAB		17	1	6%	18
COLUMBIA MEMORIAL HOSPITAL		18			18
COLLEGE POINT URGENT CARE		15	3	17%	18
FAMILY CARE CYPRESS CREEK		1	17	94%	18
Z UROLOGY		18			18
ST CATHERINE OF SIENA HOSPITAL		16	2	11%	18
MINUTECLINIC #8699		14	4	22%	18
ROSS MEDICAL GROUP			18	100%	18
MINUTECLINIC DIAGNOSTIC OF NORTH CAROLINA PC		15	3	17%	18
1 TOUCH TOTALCARE SOLUTIONS		17	1	6%	18
Citymd Of Lacey		16	2	11%	18
STATCARE URGENT AND WALK-IN MEDICAL CA		16	2	11%	18
MADISON CORE LABORATORIES		17	1	6%	18
CARENOW URGENT CARE-BRENTWOOD		12	6	33%	18
OSCEOLA ALF OPERATOR, LLC DBA□		18			18
ENCOMPASS HEALTH REHABILITATION HOSPITAL OF SARASOTA		18			18
ST. JUDES LABORATORIES		12	6	33%	18
BASSETTI & ASSOCIATES, MD, PA			18	100%	18
UNIVERSITY OF ALABAMA - FUNGAL REFERENCE LABORATORY		12	5	29%	17
REOPEN DIAGNOSTICS			17	100%	17
DIEGO FALLON MD PA		6	11	65%	17
IONA COLLEGE HEALTH & WELLNESS CENTER		17			17
ALBIBI		1	16	94%	17
LAKE HOWARD HEIGHTS	1	14	2	12%	17
TENDER CARE ALF		17			17
FORT WALTON BEACH DEVELOPMENTAL CENTER		16	1	6%	17
GENETIC TECHNOLOGICAL INNOVATIONS			17	100%	17
PALM BEACH GARDENS MEDICAL CENTER			17	100%	17
CARESPOT EXPRESS HEALTHCARE			17	100%	17
URGENT CARE USA LLC		1	16	94%	17

# COVID-19: testing by laboratory

Data through Mar 14, 2021 verified as of Mar 15, 2021 at 09:25 AM

Data in this report are provisional and subject to change.

The numbers in the table below represent the number of Florida and non-Florida residents for whom test results were received by the Department of Health. A person can be tested by more than one laboratory and can have both positive and negative results. **Therefore, the sum of the numbers in each column will be larger than the total number of people tested.**

Reporting lab	Inconclusive	Negative	Positive	Percent positive	Total
BAY COUNTY HEALTH DEPARTMENT		13	4	24%	17
URGENT CARE WEST CLINIC		14	3	18%	17
MINUTECLINIC DIAGNOSTIC OF MICHIGAN PC		16	1	6%	17
COAST MED URGENT CARE		16	1	6%	17
RESOLVE MOLECULAR DIAGNOSTICS		13	4	24%	17
MD PLUS URGENT CARE, LLC			17	100%	17
MINUTECLINIC DIAGNOSTIC OF LOUISIANA,		16	1	6%	17
URGENT TEAM		14	3	18%	17
Floral Health and Rehabilitation, LLC		16	1	6%	17
VALLEY IMMEDIATE CARE		15	2	12%	17
UNIVERSITY LAB			17	100%	17
IMMEDIATE CARE PA		15	2	12%	17
BROOKDALE CROWN POINT			17	100%	17
HEALTHCARE NOW			17	100%	17
BROOKDALE ST AUGUSTINE			17	100%	17
PRIMARY CARE WALK IN CLINIC PLLC			17	100%	17
PARRISH HEALTH CENTER		14	3	18%	17
ORTHOPAEDIC SURGERY CENTER		17			17
ROBERT WOOD JOHNSON UNIVERSITY HOSP		15	2	12%	17
PRIMARY CARE MEDICINE	1	13	3	18%	17
BAY BREEZE HEALTH AND REHABILITATION CENTER		9	8	47%	17
MARCO DRUGS AND COMPOUNDING		13	4	24%	17
THE CANOPY AT HARPER LAKE	1		16	94%	17
WELLINGTON FAMILY PRACTICE		13	4	24%	17
UVMC MICROBIOLOGY		16	1	6%	17
ADVANCED HEALTHCARE ASSOCIATES		15	2	12%	17
YUSRA MEDICAL ASSOCIATES PA		14	3	18%	17
MAITLAND PRIMARY CARE		9	8	47%	17
JESSIE TRICE COMMUNITY HEALTH SYSTEM, INC		1	16	94%	17
COASTAL LABORATORIES OF FLORIDA		14	3	18%	17
INN AT LAKE SEMINOLE SQUARE, THE		17			17
PRATTVILLE BAPTIST HOSPITAL		13	4	24%	17
URGENT CARE AT LONGWOOD			17	100%	17
CAREATC INC BRANDON	1	15	1	6%	17
LAKELAND HILLS CENTER		10	7	41%	17
SOMA MEDICAL CENTER # 4		2	15	88%	17
MASSACHUSETTS GENERAL HOSPITAL		1	16	94%	17
STATEN ISLAND UNIVERSITY HOSPITAL		16	1	6%	17
ELTINGVILLE CIRCLE URGENT CARE		15	1	6%	16
WALGREEN		8	8	50%	16
MEDEXPRESS URGENT CARE, MOON TOWNSHIP		15	1	6%	16
MC DIAGNOSTIC OF CONNECTICUT, PC #775		15	1	6%	16
PRO HEALTH FAMILY PHYSICIANS, NYSTROM		16			16
CLEVELAND CLINIC FLORIDA		1	15	94%	16
MILLENNIUM PHYSICIAN GRP LLC NAPLES PINE RIDGE			16	100%	16
CALLAWAY CLINIC		11	5	31%	16
BVL PEDIATRICS		14	2	13%	16

# COVID-19: testing by laboratory

Data through Mar 14, 2021 verified as of Mar 15, 2021 at 09:25 AM

Data in this report are provisional and subject to change.

The numbers in the table below represent the number of Florida and non-Florida residents for whom test results were received by the Department of Health. A person can be tested by more than one laboratory and can have both positive and negative results. **Therefore, the sum of the numbers in each column will be larger than the total number of people tested.**

Reporting lab	Inconclusive	Negative	Positive	Percent positive	Total
EC OPCO TIMBERLIN PARC LLC		16			16
ALL FLORIDA FAMILY & SPORTS MEDICINE		15	1	6%	16
MIRIMUS INC		1	15	94%	16
OPTIMAL CARE PEDIATRICS		2	14	88%	16
ST AUGUSTINE PLANTATION		1	15	94%	16
CLEVELAND CLINIC			16	100%	16
STAT MEDICAL CLINIC III INC		10	6	38%	16
FORT HAMILTON URGENT CARE		16			16
NORTHWEST FLORIDA SLEEP		1	15	94%	16
HEALTH CENTRAL HOSPITAL			16	100%	16
EAR NOSE & THROAT ASSOCIATES OF MANATEE PA		16			16
ADVENT HEALTH - ZEPHYRHILLS			16	100%	16
FAST TRACK URGENT CARE CENTER - TYRONE			16	100%	16
AURORA UNIVERSITY WELLNESS CENTER		16			16
REGENEXX TAMPA BAY		14	2	13%	16
INTERNAL MEDICINE ASSOCIATES & SPECIALTIES INC		15	1	6%	16
PROMEDICA LABORATORIES		11	5	31%	16
NORTHWEST FLORIDA ENT, PA		5	11	69%	16
OKEECHOBEE HEALTHCARE FACILITY			16	100%	16
MINUTECLINIC DIAGNOSTIC OF TN PC #6435		14	2	13%	16
GRAND VILLA OF ENGLEWOOD		12	4	25%	16
COMMUNITY HEALTH OF SOUTH FLORIDA INC			16	100%	16
BAYFRONT MEDICAL			16	100%	16
HODGES CLUSTER		2	14	88%	16
Life Care Center of Citrus County		15	1	6%	16
MORTON PLANT MEASE			16	100%	16
XERA MED RESEARCH			16	100%	16
NOVANT HEALTH GOHEALTH URGENT CARE-HARRISBURG		8	8	50%	16
PANAMA CITY VITAS HOSPICE		16			16
CRUCIAL CARE		10	6	38%	16
URGENT CARE CLINIC OF LINCOLN		14	2	13%	16
MI CASA DORADA ASSISTED LIVING FACILIT		16			16
BONIFAY NURSING AND REHABILITATION CENTER			16	100%	16
MEDEXPRESS URGENT CARE LEWISBURG		15	1	6%	16
JS HEALTHCARE INC		16			16
MINUTECLINIC MINUTECLINIC #8746		15	1	6%	16
Lab MSMC Hialeah			16	100%	16
ST JOSEPH HOSPITAL		15	1	6%	16
BIG BEND HOSPICE INC		16			16
JOSEPH MIGNOGNA		13	3	19%	16
MEDICINE AT LONGWOOD		16			16
SOMA MEDICAL CENTER PA			16	100%	16
MIDNIGHT MEDICINE			16	100%	16
STARLING AT NOCATEE			16	100%	16
CVS MINUTE CLINIC DIAGNOSTIC OF TEXAS LLC		12	4	25%	16
LAKEWOOD RANCH MEDICAL CENTER CLINICAL LAB			16	100%	16
ORANGE REGIONAL MEDICAL CENTER LABORATORY		13	3	19%	16

# COVID-19: testing by laboratory

Data through Mar 14, 2021 verified as of Mar 15, 2021 at 09:25 AM

Data in this report are provisional and subject to change.

The numbers in the table below represent the number of Florida and non-Florida residents for whom test results were received by the Department of Health. A person can be tested by more than one laboratory and can have both positive and negative results. **Therefore, the sum of the numbers in each column will be larger than the total number of people tested.**

Reporting lab	Inconclusive	Negative	Positive	Percent positive	Total
PEACHTREE IMMEDIATE CARE			16	100%	16
MEDEXPRESS URGENT CARE - ROBINSON TWP, STEUBENVILLE PIKE		14	2	13%	16
LYNN KEEFE, MD PEDIATRICS		13	3	19%	16
EDWARD S BENNETT MD PLLC		16			16
SRMC AVALON		9	7	44%	16
ENCOMPASS HOME HEALTH OF THE SOUTHEAST LLC		16			16
FAMILY CARE CENTER OF ARLINGTON		10	5	33%	15
GRAND VILLA OF BOYNTON BEACH		14	1	7%	15
UNAVAILABLE/UNKNOWN/NO INFORMATION FOUND			15	100%	15
CVA MINUTE CLINIC DIAGNOSTIC OF VIRGINIA, LLC		15			15
MEADOWCREST MOLECULAR DIAGNOSTICS, LLC			15	100%	15
MEDEXPRESS URGENT CARE - TIMBERLAKE		14	1	7%	15
BESSENT ROAD GROUP HOME		15			15
FAMILY CARE			15	100%	15
FLORIDA DEPARTMENT OF HEALTH IN HILLSBOROUGH COUNTY		1	14	93%	15
PRIMARY CARE SPECIALISTS OF ORLANDO LLC		12	3	20%	15
MINUTECLINIC DIAGNOSTIC OF TN, PC 374		11	4	27%	15
Rehabilitation Center of the Palm Beaches		15			15
MINUTECLINIC DIAGNOSTIC OF NORTH		14	1	7%	15
OPTIONS FOR SENIORS INC DBA PALM KREST MANOR		12	3	20%	15
MINUTECLINIC, LLC #4230		12	3	20%	15
MEDLAB ASSOCIATES LLC		15			15
ST ANTHONY'S HOSP PATIENT CARE SERVICE			15	100%	15
HOLLEY-NAVARRE MEDICAL CLINIC		5	10	67%	15
BLOUNT MEMORIAL HOSPITAL		13	2	13%	15
CVS NC7588POCT ASHEVILLE		12	3	20%	15
FLORIDA MEDICAL CLINIC IM MLK		10	5	33%	15
CLINIC OF PEDIATRICS & GI MEDICINE INC		1	14	93%	15
ST VINCENT'S URGENT CARE		12	3	20%	15
HEALTH MED HOME CARE, LLC		15			15
SINAI HOSPITAL OF BALTIMORE		15			15
CUSTEAD CARE CENTER HAVEN HOSPICE		12	3	20%	15
DIATHERIX		13	2	13%	15
MEDEMERGE		14	1	7%	15
UNIVERSITY OF MIAMI MILLER SCHOOL			15	100%	15
HUNTINGTON URGENT CARE		14	1	7%	15
NOVALIFE MEDSPA			15	100%	15
CARE NOW, INC		11	4	27%	15
WALK IN URGENT CARE			15	100%	15
BAYCARE MEDICAL GROUP INC			15	100%	15
EXPRESS FAMILY CARE LLC			15	100%	15
CVS NC7047POCT DURHAM		15			15
ENCOMPASS HEALTH REHABILITATION HOSPITAL OF PANAMA CITY		10	5	33%	15
TMH FSU RAPID LABORATORY		2	13	87%	15
OAKMONTE VILLAGE OF DAVIE			15	100%	15
MIAMI BEACH MEDICAL GROUP			15	100%	15
ORLANDO HEALTH		2	13	87%	15

# COVID-19: testing by laboratory

Data through Mar 14, 2021 verified as of Mar 15, 2021 at 09:25 AM

Data in this report are provisional and subject to change.

The numbers in the table below represent the number of Florida and non-Florida residents for whom test results were received by the Department of Health. A person can be tested by more than one laboratory and can have both positive and negative results. **Therefore, the sum of the numbers in each column will be larger than the total number of people tested.**

Reporting lab	Inconclusive	Negative	Positive	Percent positive	Total
PATHLINE			15	100%	15
WACO HHSSURGEWACO	1	13	1	7%	15
TELEVISIT MALABAR PEDIATRICS		5	10	67%	15
AJU GEORGE MD PA			15	100%	15
Astoria Health and Rehab		15			15
HUDSON VALLEY HOSPITAL CENTER LABORATORY		14	1	7%	15
EASTLAKE PEDIATRICS - TRINITY		15			15
BAPTIST MEDICAL CENTER EAST		11	4	27%	15
ESTATES MEDICAL CENTER INC		4	11	73%	15
MILTON 4707		15			15
The Evangelical Lutheran Good Samaritan Society		14			14
SARASOTA - ROBERT L TAYLOR COMMUNITY CENTER		1	13	93%	14
1ST PRIORITY LAB SERVICES		14			14
TNC WALK IN CLINIC		10	4	29%	14
COMPREHENSIVE CHILDCARE ASSOCIATES		8	6	43%	14
FAMILY MEDICINE OF WESTON LLC		6	8	57%	14
MONTEFIORE ST LUKE'S CORNWALL HOSPITAL		10	4	29%	14
TLC FAMILY CARE HOME INC		14			14
PULSE & REMEDY LLC			14	100%	14
SURGERY CENTER OF CORAL GABLES LLC,THE		11	3	21%	14
ABC PEDIATRICS OF PORT ST LUCIE		12	2	14%	14
SIGMUND LABS LLC		14			14
BOCA SIMON		2	12	86%	14
GRAND VILLA OF LARGO		12	2	14%	14
HEALTHFIRST ADVENT HEALTH CENTRA CARE COCOA BEACH			14	100%	14
INDIANA STATE DEPARTMENT OF HEALTH		1	13	93%	14
BRYAN WHITFIELD MEMORIAL HOSPITAL		9	5	36%	14
ADVENT HEALTH - WINTER HAVEN		7	7	50%	14
BAPTIST PEDIATRICS		11	3	21%	14
POLK CHD BARTOW		13	1	7%	14
CITY OF NAPLES FIRE RESCUE		12	2	14%	14
KETAMINE HEALTH CENTERS AT BONITA SPRINGS, LLC		14			14
Grand Villa of Dunedin		8	6	43%	14
MINUTECLINIC DIAGNOSTIC OF TN PC #566		12	2	14%	14
DESOTO HEALTH AND REHAB LLC		9	5	36%	14
MELBOURNE FAMILY PRACTICE		12	2	14%	14
ST CLOUD MEDICAL GROUP		12	2	14%	14
BROWNE MEDICAL		12	2	14%	14
GREENSBORO PATHOLOGY LLC		14			14
RIVERSIDE COTTAGES AT THE SHORES, LLC			14	100%	14
NORTHWESTERN MEMORIAL HOSPITAL			14	100%	14
TREASURE COAST URGENT CARE			14	100%	14
SARNO FAMILY PRACTICE		1	13	93%	14
SOUTHEASTERN LABORATORY			14	100%	14
SOUTHEASTERN UNIVERSITY INC		14			14
MIAMI BEACH MEDICAL GROUP LLC			14	100%	14
STEWART MELBOURNE HOSPITAL, INC	1		13	93%	14

# COVID-19: testing by laboratory

Data through Mar 14, 2021 verified as of Mar 15, 2021 at 09:25 AM

Data in this report are provisional and subject to change.

The numbers in the table below represent the number of Florida and non-Florida residents for whom test results were received by the Department of Health. A person can be tested by more than one laboratory and can have both positive and negative results. **Therefore, the sum of the numbers in each column will be larger than the total number of people tested.**

Reporting lab	Inconclusive	Negative	Positive	Percent positive	Total
PARROTT MEDICAL CLINIC			14	100%	14
FG RAPID RESULTS LLC		8	6	43%	14
DAVITA DIALYSIS		4	10	71%	14
TALLAHASSEE PRIMARY CARE ASSOCIATES PA		12	2	14%	14
ALASKA PUBLIC HEALTH LAB		1	13	93%	14
ADVENTHEALTH MEDICAL GROUP		10	4	29%	14
EPIPHANY HEALTH		8	6	43%	14
OPIS ISLAND LAKE CENTER		13	1	7%	14
MINUTE-CLINIC DIAGNOSTIC OF VIRGINIA		12	2	14%	14
ALAN L MELOTEK MD		14			14
Terrace of Jacksonville			14	100%	14
UC HEALTH UNIVERSITY HOSPITAL		11	3	21%	14
CANCER RESEARCH LAB, BOB JONES UNIVERSITY		14			14
DYNAMIC DNA LAB		1	12	92%	13
KIMBERLY J HENDERSON MD PC		12	1	8%	13
OCCUPATIONAL HEALTH CENTERS OF THE SOUTHWEST PA		12	1	8%	13
MEDEXPRESS URGENT CARE - LAFAYETTE		12	1	8%	13
URGENT MEDICAL CENTER INC		5	8	62%	13
INTERMOUNTAIN CENTRAL LAB		1	12	92%	13
MONTEFIORE MEDICAL CENTER LABORATORIES - WEILER		9	4	31%	13
MC DIAGNOSTIC OF CONNECTICUT, PC #1960		13			13
BROOKDALE DELAND			13	100%	13
SOMA MEDICAL CENTER, PA #4 FLORIDA MANGO			13	100%	13
BROOKLYN HOSPITAL CENTER DOWNTOWN CAMPUS		13			13
VALDOSTA FAMILY MEDICINE		1	12	92%	13
EAR NOSE AND THROAT ASSOCIATES OF MANATEE, P.A.		10	3	23%	13
LONG ISLAND JEWISH VALLEY STREAM		12	1	8%	13
UNDERGROUND FREE CLINIC		13			13
CAREATC			13	100%	13
MAINSTREET FAMILY SELECT		1	12	92%	13
MINUTE CLINIC		1	12	92%	13
VILLA OF KINGS AND QUEENS OF DELRAY		13			13
PASSPORT HEALTH OF TAMPA BAY		13			13
ESCAMBIA COMMUNITY CLINIC		2	11	85%	13
MORTON PLANT NORTH BAY HOSPITAL			13	100%	13
CARENOW URGENT CARE-WEST END		8	5	38%	13
ACCESS HOME HEALTH OF FLORIDA LLC		13			13
CROSS CARE CENTER			13	100%	13
LEE COMMUNITY HEALTHCARE INC CAPE CORAL		13			13
Sunnyside Care Center		13			13
MEDEXPRESS URGENT CARE - SEMINOLE SQUA		11	2	15%	13
HOUSE CALLS PROFESSIONAL LLC		10	3	23%	13
CVS MINUTE CLINIC DIAGNOSTIC MED GRP OF CA		13			13
ARNOT OGDEN MEDICAL CENTER LABORATORY		13			13
ROCKLEDGE		3	10	77%	13
LIFE'S SPECIAL MOMENTS INC		13			13
UNIVERSITY HOSPITAL UC HEALTH		9	4	31%	13

# COVID-19: testing by laboratory

Data through Mar 14, 2021 verified as of Mar 15, 2021 at 09:25 AM

Data in this report are provisional and subject to change.

The numbers in the table below represent the number of Florida and non-Florida residents for whom test results were received by the Department of Health. A person can be tested by more than one laboratory and can have both positive and negative results. **Therefore, the sum of the numbers in each column will be larger than the total number of people tested.**

Reporting lab	Inconclusive	Negative	Positive	Percent positive	Total
FLORIDA MEDICAL CL ODOM TPA		4	9	69%	13
PROHEALTH CARE ASSOCIATES MOBILE		10	3	23%	13
FLORIDA STATE HOSPITAL			13	100%	13
KIDSWOOD PEDIATRICS CORP		5	8	62%	13
PREMIER LABORATORY SERVICES, LLC		5	8	62%	13
IN-OFFICE LAB		12	1	8%	13
HARBOR CHASE OF JACKSONVILLE			13	100%	13
NORTHERN WESTCHESTER HOSPITAL LABORATORY		11	2	15%	13
MULBERRY CARE CENTER		7	6	46%	13
HORIZON MEDICAL GROUP		11	2	15%	13
CLINICAL LABORATORY SERVICES			13	100%	13
CVS MINUTE CLINIC DIAGNOSTIC PA		10	3	23%	13
BELLEVUE HOSPITAL CENTER DEPARTMENT		13			13
ADVENTHEALTH MEDICAL GROUP PEDIATRICS AT		3	10	77%	13
CORNER OAK ESTATE LLC		13			13
VRL EUROFINIS - HAWAII		13			13
COVANCE CENTRAL LABORATORY			13	100%	13
PHELPS HOSPITAL LABORATORY		11	2	15%	13
GNT ASSOCIATES		12	1	8%	13
LPG PRIMARY CARE AT BONITA BAY LIFESTYLE CENTER		12	1	8%	13
BAYA URGENT CARE LLC		1	12	92%	13
SOUTHEAST FAMILY HEALTHCARE CENTER			13	100%	13
ORCHID COVE		3	10	77%	13
BERGEN NEW BRIDGE M		12	1	8%	13
LUCID DIAGNOSTICS LABS			13	100%	13
PARKWEST MEDICAL CENTER		11	2	15%	13
AVALON MEDICAL WALK IN CLINIC			13	100%	13
CITY OF CLEARWATER EMPLOYEE HEALTH CENTER		4	9	69%	13
MINUTECLINIC DIAGNOSTIC OF TN, PC 6438		11	2	15%	13
BLUE SPRINGS SURGERY CENTER		13			13
SHELBY COUNTY HEALTH CARE CORPORATION		10	3	23%	13
BAPTIST PRIMARY CARE PONTE VEDRA		7	6	46%	13
STATEN ISLAND UNIVERSITY HOSPITAL SEGUINE AVE		12	1	8%	13
CORAL LANDING ASSISTED LIVING		11	2	15%	13
RIVERSIDE MEDICAL GROUP		12	1	8%	13
Hackensack Umc Mountainside		12	1	8%	13
MED TECH SERVICES OF PALM BEACH INC		13			13
GLENBROOKE AT PALM BAY			13	100%	13
WORLD WRESTLING ENTERTAINMENT			13	100%	13
MEDEXPRESS URGENT CARE- MARYLAND		11	1	8%	12
AVENTURA HOSPITAL AND MEDICAL CENTER			12	100%	12
SOMA MEDICAL CENTER, P.A.			12	100%	12
INNOVATIVE RESEARCH OF WEST FLORIDA		9	3	25%	12
MINUTECLINIC, LLC, DBA MINUTECLINIC #6		12			12
CVS NC187POCT CHARLOTTE		11	1	8%	12
BROWARD DIALYSIS			12	100%	12
CARE FAST MURABELLA		7	5	42%	12

# COVID-19: testing by laboratory

Data through Mar 14, 2021 verified as of Mar 15, 2021 at 09:25 AM

Data in this report are provisional and subject to change.

The numbers in the table below represent the number of Florida and non-Florida residents for whom test results were received by the Department of Health. A person can be tested by more than one laboratory and can have both positive and negative results. **Therefore, the sum of the numbers in each column will be larger than the total number of people tested.**

Reporting lab	Inconclusive	Negative	Positive	Percent positive	Total
MERIDIAN AT WATERWAYS, THE		10	2	17%	12
FLORIDA DEPARTMENT OF HEALTH WASHINGTON COUNTY		7	5	42%	12
HAVEN HOSPICE			12	100%	12
GADSDEN REGIONAL MEDICAL CENTER		12			12
TMH PHYSICIAN PARTNERS - MONTICELLO		10	2	17%	12
MEDLABS DIAGNOSTICS		10	2	17%	12
WELLMED AT PORT ST LUCIE WEST		8	4	33%	12
Lady Lake Specialty Care			12	100%	12
YORKVILLE PEDIATRIC URGENT CARE		12			12
ORMOND MEDICAL ARTS		3	9	75%	12
ORLANDO ORTHOPAEDIC OUTPATIENT SURGERY CENTER		8	4	33%	12
PRIMECARE AT PORT ORANGE			12	100%	12
SMH PHYSICIAN SERVICES INC		11	1	8%	12
CVS NY491POCT JACKSON HEIGHTS		12			12
ADVENTHEALTH MEDICAL GROUP CARE CLINIC AT		8	4	33%	12
CULINARY INSTITUTE OF AMERICA STUDENT	3	9			12
NAPLES GREEN VILLAGE		12			12
CARROLL GARDENS URGENT CARE		12			12
VILLA HEALTH NH LLC		10	2	17%	12
MED LABS DIAGNOSTICS		7	5	42%	12
OHIO STATE UNIVERSITY MEDICAL CENTER			12	100%	12
GLEN OAKS HEALTH AND REHABILITATION CENTER			12	100%	12
ADVENT HEALTH MEDICAL GROUP FAMILY AND INTERNAL MEDICINE AT AVALON PAR		11	1	8%	12
EFFINGER HEALTH, PA		12			12
MC DIAGNOSTIC OF CONNECTICUT, PC # 257		11	1	8%	12
BAYFRONT FAMILY HEALTH CENTER			12	100%	12
NIGHT OWL PEDIATRICS URGENT CARE			12	100%	12
IREPERTOIRE_MOL_LAB		12			12
MERCY MEDICAL CENTER		5	7	58%	12
MONTEFIORE NYACK HOSPITAL AFFILIATED LABORATORY		11	1	8%	12
MI2297090CV HOLLAND-23D2189684		12			12
SUWANNEE COUNTY JAIL		11	1	8%	12
LIFE CARE OF PORT SAINT LUCIE		3	9	75%	12
ACADIAN DIAGNOSTIC LABORATORIES		8	4	33%	12
CVS MINUTE CLINIC DIAGNOSTIC OF WISCONSIN		12			12
FAMILY MEDICINE AT LONGWOOD			12	100%	12
THE PLAZA AT PARKSQUARE		12			12
FHCP-PORT ORANGE		3	9	75%	12
LAB UNKNOWN		1	11	92%	12
SAMARITAN MEDICAL CENTER		12			12
MIRACLE ALF INC		12			12
URGENT CARE OF NEW YORK		12			12
CVS MINUTE CLINIC DIAGNOSTIC OF TN #6044		10	2	17%	12
KISSIMMEE VA OUTPATIENT CLINIC		12			12
SENIOR HOME CARE INC		12			12
AVALON FAMILY RESORT ASSISTED LIVING LLC		12			12
CVS TN5639POCT FARRAGUT		10	2	17%	12

# COVID-19: testing by laboratory

Data through Mar 14, 2021 verified as of Mar 15, 2021 at 09:25 AM

Data in this report are provisional and subject to change.

The numbers in the table below represent the number of Florida and non-Florida residents for whom test results were received by the Department of Health. A person can be tested by more than one laboratory and can have both positive and negative results. **Therefore, the sum of the numbers in each column will be larger than the total number of people tested.**

Reporting lab	Inconclusive	Negative	Positive	Percent positive	Total
MEDEXPRESS URGENT CARE-ALTOONA		10	2	17%	12
APPLE DIAGNOSTICS LAB		5	7	58%	12
WALGREENS #04618		11	1	8%	12
VERITAS RESEARCH CORP			12	100%	12
PANCARE HEALTH - WEWA ELEMENTARY			12	100%	12
PT&J REHAB - VILLAGE OF ROYAL PALM BEACH		12			12
DEPARTMENT OF PUBLIC HEALTH		12			12
GEORGE W FERGUSON MD-CONCIERGE MEDICAL SERVICES PL		11	1	8%	12
CVS HEALTH, #3396		12			12
MINUTECLINIC DIAGNOSTIC OF TN, PC 4992		12			12
COLLIER COUNTY HEALTH DEPT.		7	5	42%	12
DEVEREUX FLORIDA CHILDRENS CENTER			12	100%	12
WOODLAND TOWERS		6	6	50%	12
ST PETER'S UNIVERSITY HOSPITAL		9	3	25%	12
MEDEXPRESS URGENT CARE - MONROE		12			12
MEDEXPRESS URGENT CARE - CHRISTIANBURG		8	4	33%	12
FIRST CHOICE PEDIATRICS WINTER SPRINGS		10	2	17%	12
FLORIDA DEPT OF HEALTH		4	8	67%	12
NATIONAL GENETICS INST LABCORP		4	8	67%	12
MC DIAGNOSTIC OF CONNECTICUT PC #459		12			12
RAYMOND BASRI MD		12			12
LEE COMMUNITY HEALTHCARE INC NORTH FORT MYERS		12			12
SUMMIT ATLANTIC SURGERY CENTER		12			12
SEBRING PEDIATRICS LLC			12	100%	12
NORTH FLORIDA PHARMACY		11	1	8%	12
LEON CHD		12			12
MADISON COUNTY HEALTH DEPARTMENT		5	7	58%	12
CVS MINUTE CLINIC, LLC		10	2	17%	12
RUSSELL MEDICAL CENTER		11	1	8%	12
BROOKDALE CITRUS			12	100%	12
FAMILY MEDICINE AT HUNTERS CREEK		12			12
METHODIST MEDICAL CENTER		9	3	25%	12
BAPTIST HEALTH			12	100%	12
NIGHT LITE PEDIATRICS CENTER, LLC		1	10	91%	11
CVS CA9165POCT SAN DIEGO		11			11
MOUNT DORA PEDIATRICS		9	2	18%	11
IGENEX INC		11			11
CARENOW URGENT CARE-HERMITAGE		7	4	36%	11
REDMED CLINIC OF ARLINGTON		10	1	9%	11
CVS TX8321POCT MCKINNEY		11			11
MINUTECLINIC, LLC, #4160		8	3	27%	11
MINUTECLINIC DIAGNOSTIC OF SC, LLC #2		10	1	9%	11
MEDICAL CENTER AFFILIATES WEST PALM			11	100%	11
MINUTECLINIC LLC (1435)		10	1	9%	11
PRIME MEDICAL CARE, LLC		11			11
RICH STREET GROUP HOME		4	7	64%	11
SEMORAN FAMILY HEALTH LLC		10	1	9%	11

# COVID-19: testing by laboratory

Data through Mar 14, 2021 verified as of Mar 15, 2021 at 09:25 AM

Data in this report are provisional and subject to change.

The numbers in the table below represent the number of Florida and non-Florida residents for whom test results were received by the Department of Health. A person can be tested by more than one laboratory and can have both positive and negative results. **Therefore, the sum of the numbers in each column will be larger than the total number of people tested.**

Reporting lab	Inconclusive	Negative	Positive	Percent positive	Total
MINUTECLINIC DIAGNOSTIC OF TN PC #6363		10	1	9%	11
FAMILY PRACTICE ON THE GO		6	5	45%	11
MINUTE CLINIC DIAGNOSTIC OF SOUTH CAROLINA		9	2	18%	11
GENOPTIX MEDICAL LABORATORY		10	1	9%	11
ILLINOIS DEPT OF PUBLIC HEALTH LAB - SPRINGFIELD			11	100%	11
VIRTUA WEST JERSEY HOSPITAL VOORHEES		9	2	18%	11
CVS NC2357POCT HUNTERSVILLE		9	2	18%	11
MINUTE CLINIC DIAGNOSTIC OF TEXAS, LLC		11			11
MINUTECLINIC INCORPORATE, LLC		9	2	18%	11
CREATIVE TESTING SOLUTIONS		4	7	64%	11
ASHRAF MEDICAL GROUP PLLC DBA PULSE M		10	1	9%	11
CARLOS PORTU MD, PLLC			11	100%	11
LMH SKILLED NURSING UNIT		11			11
VITAS HEALTH INC		5	6	55%	11
BIOTECH CLINICAL LABORATORIES, INC.		1	10	91%	11
PINELLAS COUNTY HEALTH DEPARTMENT		2	9	82%	11
DOC PAM PA		10	1	9%	11
MINUTECLINIC, LLC #1586		9	2	18%	11
FRUITVILLE URGENT CARE			11	100%	11
UMHC/SYLVESTER AT KENDALL		1	10	91%	11
Solaris Healthcare Pensacola			11	100%	11
BRIDGE DIAGNOSTICS			11	100%	11
NORTH OKALOOSA PHYSICIAN GROUP		10	1	9%	11
St. Annes Nursing Center, St. Annes Residence, Inc.		11			11
ADVENTIST HEALTH SYSTEM FLORIDA DEPT OF HEALTH		7	4	36%	11
ELITE HOME HEALTH SERVICES		11			11
WANTAGH URGENT CARE		8	3	27%	11
Hialeah Nursing And Rehabilitation Center		6	5	45%	11
KINGS BAY PEDIATRICS LLC		7	4	36%	11
45TH 1		11			11
DMH STEINHATCHEE FAMILY MEDICINE		8	3	27%	11
MHHS All Lab Subsection		11			11
ASSOCIATES MD CYPRESS CREEK			11	100%	11
MINUTE CLINIC LLC #5733		11			11
VA MEDICAL CENTER			11	100%	11
MEYER PEDIATRICS CHTD		11			11
WATSON HEALTHCARE		8	3	27%	11
AZALEA HEALTH		2	9	82%	11
JOHN W NORRIS III MD PA	1		10	91%	11
BRONSON FIRE DEPARTMENT		11			11
URGENT TEAM MANAGEMENT OF TENNESSEE		10	1	9%	11
AIM LABORATORIES			11	100%	11
LONGWOOD PEDIATRICS LLC			11	100%	11
PRIMECARE ACQUISITION FAMILY PRACTICE INC		11			11
MINUTECLINIC DIAGNOSTIC OF TN PC #6415		10	1	9%	11
WINTER PARK CARE AND REHABILITATION			11	100%	11
ACCENTCARE		11			11

# COVID-19: testing by laboratory

Data through Mar 14, 2021 verified as of Mar 15, 2021 at 09:25 AM

Data in this report are provisional and subject to change.

The numbers in the table below represent the number of Florida and non-Florida residents for whom test results were received by the Department of Health. A person can be tested by more than one laboratory and can have both positive and negative results. **Therefore, the sum of the numbers in each column will be larger than the total number of people tested.**

Reporting lab	Inconclusive	Negative	Positive	Percent positive	Total
Rosewood Healthcare and Rehabilitation Center		5	6	55%	11
St Joseph's Hospital & Medical Center		10	1	9%	11
MINUTECLINIC DIAGNOSTIC OF NEW MEXICO		11			11
GAMMA DIAGNOSTIC LAB LLC			11	100%	11
RED MOUNTAIN DIAGNOSTICS		11			11
CVS NV3210POCT LAS VEGAS		11			11
MINUTECLINIC DIAGNOSTIC OF TEXAS LLC		9	2	18%	11
ANYLABTEST NOW		4	7	64%	11
ALCOVE ASSISTED LIVING FACILITY		11			11
LEHIGH VALLEY HOSPITAL		3	8	73%	11
TELEVISIT PALM BAY FAMILY PRACTICE		9	2	18%	11
MINUTECLINIC DIAGNOSTIC OF PA, LLC (1036)		9	2	18%	11
THE TERRACE OF SAINT CLOUD		9	2	18%	11
UNIVERSITY CENTRA CARE		10	1	9%	11
WELLMED AT SOUTH PARSONS		9	2	18%	11
MINUTECLINIC, LLC #244		10	1	9%	11
GENESIS		7	4	36%	11
MINUTECLINIC DIAGNOSTIC OF RHODE ISLAND		8	3	27%	11
CARINGTON MANOR		11			11
MINUTECLINIC DIAGNOSTIC OF ILLINOIS LL		9	2	18%	11
TROPICANA		5	6	55%	11
PALM BEACH PATHOLOGY		9	2	18%	11
FLORIDA HOSPITAL PHYSICIAN GROUP		3	8	73%	11
CROSSROADS URGENT CARE, PLLC		10			10
JOHNS HOPKINS MEDICAL LABORATORIES		1	9	90%	10
Avalon Healthcare and Rehabilitation Center			10	100%	10
ISLAND COAST PEDIATRICS IN-HOUSE LAB		10			10
HIGH TOWER ALF LLC		9	1	10%	10
CONSULATE HEALTH CARE OF PENSACOLA			10	100%	10
MC DIAGNOSTIC OF CONNECTICUT, PC #1966		10			10
Signature Healthcare of Savannah		10			10
MONROE COUNTY HOSPITAL		7	3	30%	10
MEDEXPRESS URGENT CARE CHARLESTON		6	4	40%	10
CVS MINUTE CLINIC DIAGNOSTIC OF VIRGINIA		10			10
MEDEXPRESS URGENT CARE - SALEM		6	4	40%	10
ADVENTIST HEALTH SYSTEM		9	1	10%	10
EMERGENCY MEDICAL CENTER		4	6	60%	10
URGENT CARE & FAMILY PRACTICE CENTER			10	100%	10
LAKE BALDWIN CBOC		9	1	10%	10
FAMILY HEALTH CENTER AT PORT ST JOHN		4	6	60%	10
RICHMOND UNIVERSITY MEDICAL CENTER		8	2	20%	10
PALM BEACH CDH - DELRAY BEACH			10	100%	10
HNL LAB MEDICINE		7	3	30%	10
ALPHA PHARMACY		7	3	30%	10
BELLE GLADES HEALTH CLINIC			10	100%	10
ATMORE NURSING CENTER		9	1	10%	10
PANCARE HEALTH - VERNON ELEMENTARY			10	100%	10

# COVID-19: testing by laboratory

Data through Mar 14, 2021 verified as of Mar 15, 2021 at 09:25 AM

Data in this report are provisional and subject to change.

The numbers in the table below represent the number of Florida and non-Florida residents for whom test results were received by the Department of Health. A person can be tested by more than one laboratory and can have both positive and negative results. **Therefore, the sum of the numbers in each column will be larger than the total number of people tested.**

Reporting lab	Inconclusive	Negative	Positive	Percent positive	Total
KEY TRAINING CENTER			10	100%	10
ST MARYS MEDICAL CENTER			10	100%	10
ALABAMA DEPARTMENT OF PUBLIC HEALTH		1	9	90%	10
MEDEXPRESS URGENT CARE - WINCHESTER GATEWAY		8	2	20%	10
VIBRANT AMERICA		8	2	20%	10
BROWARD HEALTH CARE			10	100%	10
Westchester General Hospital			10	100%	10
ALACHUA			10	100%	10
MEDEXPRESS URGENT CARE-KATY		7	3	30%	10
MISSOURI DEPARTMENT OF HEALTH AND SENIOR SERVICES			10	100%	10
RHODE ISLAND DEPARTMENT OF HEALTH			10	100%	10
MOSOLF PEDIATRICS			10	100%	10
METHODIST HOSPITAL			10	100%	10
RPC@HODGES		2	8	80%	10
MEDICAL LABORATORY DIAGNOSTICS			10	100%	10
LAKE NONA MEDICAL SERVICES		3	7	70%	10
Maury Regional Hospital		6	4	40%	10
MEDEX REGIONAL LABORATORIES LLC		1	9	90%	10
NORTON HEALTHCARE			10	100%	10
FLEMING ISLAND CENTER FOR CLINICAL RESEARCH		10			10
NEW JERSEY DEPARTMENT OF HEALTH COMMUNICABLE DISEASE SERVICE		3	7	70%	10
APPALACHIAN REGIONAL HEALTHCARE SYSTEM		10			10
MINUTE CLINIC LLC #2775		9	1	10%	10
PBC PREMIER FAMILY HEALTH			10	100%	10
VASCONCELLO COHEN MD PA		9	1	10%	10
PLYMOUTH HARBOR INCORPORATED		9	1	10%	10
GRAND AVE PHARMACY		1	9	90%	10
SAVANNAH MANOR ASSISTED LIVING COMMUNITY			10	100%	10
BOCA RATON REGIONAL HOSPITAL LAB			10	100%	10
LAKE CO SCHOOLS EMPLOYEE HEALTH & WELLNESS CENTER	1	7	2	20%	10
VETERNANS ADMINISTRATION			10	100%	10
MAIMONIDES MEDICAL CENTER		7	3	30%	10
COLLIER HMA PHYSICIAN MANAGEMENT, LLC		2	8	80%	10
MEDEXPRESS URGENT CARE MONACA		10			10
LUXOR SCIENTIFIC LLC		1	9	90%	10
ARBORS OF GULF BREEZE, THE		8	2	20%	10
BAYONET POINT HOSPITAL			10	100%	10
GRACE COMMUNITY PHARMACY			10	100%	10
West Gate Village, LLC		10			10
THE MARY IMOGENE BASSETT HOSPITAL		10			10
BROOKDALE PANAMA CITY		9	1	10%	10
SAMARITAN HOSPITAL LABORATORY		9	1	10%	10
MEDEXPRESS URGENT CARE - BENTON HARBOR		10			10
MAINSTREET FAMILY CARE			10	100%	10
KIDSVILLE PEDIATRICS			10	100%	10
MEDI-DRUG INC		9	1	10%	10
MEDEXPRESS URGENT CARE - PANTOPS		9	1	10%	10

# COVID-19: testing by laboratory

Data through Mar 14, 2021 verified as of Mar 15, 2021 at 09:25 AM

Data in this report are provisional and subject to change.

The numbers in the table below represent the number of Florida and non-Florida residents for whom test results were received by the Department of Health. A person can be tested by more than one laboratory and can have both positive and negative results. **Therefore, the sum of the numbers in each column will be larger than the total number of people tested.**

Reporting lab	Inconclusive	Negative	Positive	Percent positive	Total
MOLECULAR PATHOLOGY LABORATORY			10	100%	10
AFC URGENT CARE - CEDAR GROVE		10			10
NOT INDICATED		1	9	90%	10
CARENOW URGENT CARE - EAST NASHVILLE		8	2	20%	10
ONEIDA HEALTHCARE CENTER		8	2	20%	10
CARENOW URGENT CARE-DONELSON		7	3	30%	10
MEDEXPRESS URGENT CARE PARKERSBURG		8	2	20%	10
PHYSICIANS REGIONAL MEDICAL CTR - COLLIER BLVD			10	100%	10
BEAUMONT LABORATORY			10	100%	10
WESTPAC LABS INC	1		9	90%	10
PERSONAL PEDIATRICS PA		7	3	30%	10
PHASE2 LABS	2	6	2	20%	10
CBC LAB		3	7	70%	10
ACCESS PHARMACY		10			10
HEALTH NETWORK LABORATORIES		6	4	40%	10
PRORENATA LABS		2	8	80%	10
DES PLAINES CLINICAL LAB		3	7	70%	10
HCR MANORCARE		10			10
CLEVELAND TENNESSEE HOSPITAL COMPANY		9	1	10%	10
VITALANT		1	9	90%	10
PEPIN ACADEMIES-PASCO		10			10
AMERICAN HOUSE FORT MYERS		10			10
CORONA PATHOLOGY		10			10
SOUTH FLORIDA BAPTIST HOSPITAL			10	100%	10
HIRAM COLLEGE HEALTH CENTER (ABBOTT)		10			10
BAYSIDE LABORATORIES INC		10			10
DELIVER MY MEDS CORP		10			10
VENICE GREEN VILLAGE		3	7	70%	10
COMMUNITY HEALTH CENTER		2	8	80%	10
URGENT CARE CENTER AT PINNACLE		4	6	60%	10
TENNESSEE DEPARTMENT OF HEALTH (TDH) - CENTRAL LABORATORY		2	8	80%	10
SUPERIOR RESIDENCES OF CLERMONT		2	8	80%	10
MINUTECLINIC DIAGNOSTIC OF VIRGINIA, LLC #1416		8	1	11%	9
ROSECASTLE			9	100%	9
CVS MINUTE CLINIC DIAGNOSTIC		8	1	11%	9
CHEMISYS LABORATORIES		1	8	89%	9
ORLANDO HEALTH PHYSICIAN ASSOCIATES		4	5	56%	9
ASSOCIATES IN MEDICINE		7	2	22%	9
MINUTECLINIC DIAGNOSTIC OF MINNESOTA		9			9
WESTCHESTER GENERAL HOSPITAL BLOOD GAS LAB			9	100%	9
WINDSOR OF SAN PABLO, THE		6	3	33%	9
PENSACOLA CLUSTER			9	100%	9
MINUTECLINIC, LLC #1470		9			9
OPTUM SILVER LAKES			9	100%	9
CLAYMED OF NORTH FLORIDA			9	100%	9
GLADES COUNTY DETENTION CENTER			9	100%	9
MEDEXPRESS URGENT CARE - BEECH GROVE		8	1	11%	9

# COVID-19: testing by laboratory

Data through Mar 14, 2021 verified as of Mar 15, 2021 at 09:25 AM

Data in this report are provisional and subject to change.

The numbers in the table below represent the number of Florida and non-Florida residents for whom test results were received by the Department of Health. A person can be tested by more than one laboratory and can have both positive and negative results. **Therefore, the sum of the numbers in each column will be larger than the total number of people tested.**

Reporting lab	Inconclusive	Negative	Positive	Percent positive	Total
MINUTECLINIC DIAGNOSTIC OF NEW JERSEY, LLC # 7069		9			9
PEDIATRIC HEALTH CARE ALLIANCE			9	100%	9
WESTERN NEW YORK IMMEDIATE MEDICAL CAR		9			9
NEW YORK PRESBYTERIAN - LOWER MANHATTAN		9			9
BRENNITY AT VERO BEACH, THE			9	100%	9
CVS MINUTE CLINIC DIAGNOSTIC PA #3060		8	1	11%	9
NASCAR EVENT MANAGEMENT, LLC		9			9
ROSEMONT GARDENS INC		9			9
CVS MINUTE CLINIC DIAG OF IND, LLC #6549		9			9
WINDSOR OF GAINESVILLE		9			9
CVS NJ617POCT CEDAR GROVE		8	1	11%	9
CVS MO8590POCT KANSAS CITY		5	4	44%	9
MICHIGAN DEPARTMENT OF COMMUNITY HEALTH		1	8	89%	9
FLORIDA MENTOR		7	2	22%	9
GRAND VILLA OF DELRAY EAST		9			9
KEY WEST URGENT CARE, INC		3	6	67%	9
ST JOSEPH WOMENS HOSPITAL			9	100%	9
NORTHWEST FLORIDA COMMUNITY HOSPITAL LABORATORY		8	1	11%	9
MEDEXPRESS URGENT CARE - SWANSEA, N ILLINOIS ST		8	1	11%	9
CHILDREN'S HEALTH CENTER INC.		7	2	22%	9
DR PHILLIPS MEDICAL WELLNESS CENTER		9			9
OUR HOME AT BEACON HILL			9	100%	9
UCARE			9	100%	9
MINUTECLINIC, LLC #4682		5	4	44%	9
UF HEALTH		1	8	89%	9
MINUTECLINIC #8760		9			9
UNIVERSITY MEDICAL CENTER		8	1	11%	9
CVS TN5601POCT LENOIR CITY		9			9
NEMOURS CHILDREN'S PRIMARY CARE VERO BEACH			9	100%	9
ST JUDE LABORATORIES		7	2	22%	9
WADSWORTH CENTER - DAVID AXELROD INSTITUTE		8	1	11%	9
ANY LAB TEST NOW INC			9	100%	9
BUENA VIDA ESTATES			9	100%	9
MINUTECLINIC DIAGNOSTIC OF OKLAHOMA		7	2	22%	9
HAWTHORNE INN OF LAKELAND		9			9
CVS PA6902POCT BRYN MAWR		7	2	22%	9
JOHNS HOPKINS ALL CHILDRENS			9	100%	9
ADVENTHEALTH MEDICAL GROUP PEDIATRIC & ADOLESCENT		8	1	11%	9
LOREY ALF		9			9
COLLIER BLVD HMA PHYSICIAN MANAGEMENT,, LLC			9	100%	9
Consulate Health Care of Brandon		7	2	22%	9
CVS TX10016POCT PRINCETON		9			9
PATEL MEDICAL VENTURES		8	1	11%	9
CVS MINUTE CLINIC DIAGNOSTIC OF TEXAS, LLC		9			9
Manor Care of Dunedin		6	3	33%	9
PALM BAY URGENT CARE PL		1	8	89%	9
LAKE NONA MEDICAL SERVICE LLC		9			9

# COVID-19: testing by laboratory

Data through Mar 14, 2021 verified as of Mar 15, 2021 at 09:25 AM

Data in this report are provisional and subject to change.

The numbers in the table below represent the number of Florida and non-Florida residents for whom test results were received by the Department of Health. A person can be tested by more than one laboratory and can have both positive and negative results. **Therefore, the sum of the numbers in each column will be larger than the total number of people tested.**

Reporting lab	Inconclusive	Negative	Positive	Percent positive	Total
MAGNOLIA MANOR			9	100%	9
MINUTECLINIC, LLC #1492		9			9
FOX FAMILY PRACTICE		9			9
CHILDREN'S HEALTHCARE OF ATLANTA/EGLESTON		9			9
PRECISION GENETICS			9	100%	9
WINTER PARK INTERNAL MEDICINE MD PA		7	2	22%	9
FLORIDA HOSPITAL WINTER PARK		7	2	22%	9
BERRYHILL MANOR		9			9
ILLINOIS DEPARTMENT OF PUBLIC HEALTH		1	8	89%	9
ALLIANCE HEALTH AND REHABILITATION CENTER		9			9
NIGHT LITE PEDIATRICS CENTER		1	8	89%	9
UHEALTH UNIVERSITY OF MIAMI			9	100%	9
CARENOW URGENT CARE-MT JULIET		8	1	11%	9
ENCOMPASS HOME HEALTH OF THE SOUTHEAST LLC		9			9
ADVENT HEALTH - FOUR CORNERS ER		8	1	11%	9
CVS MINUTE CLINIC DIAGNOSTIC OF TN #3293		9			9
CVS PHARMACY NO 274		9			9
NORTHSHORE UNIVERSITY HEALTHSYSTEM EVANSTON HOSPITAL LAB			9	100%	9
BAYFRONT HEALTH ST PETERSBURG		8	1	11%	9
NATURE COAST REGIONAL MEDICAL CENTER			9	100%	9
REMISE OCCUPATIONAL HEALTH SOLUTIONS INC			9	100%	9
MINUTECLINIC DIAGNOSTIC OF NORTH CAROLINA, PC		8	1	11%	9
FAMILY PRACTICE OF DAVIE INC			9	100%	9
DYNAMIC HEALTH CENTERS INC		5	4	44%	9
LAKEVIEW HEALTH SYSTEMS			9	100%	9
ENCORE AT BOCA RATON, THE			9	100%	9
GRAND VILLA OF MELBOURNE		7	2	22%	9
Fouraker Hills Rehab and Nursing			9	100%	9
DAVID LAWRENCE CENTER INC		7	2	22%	9
RIVERVIEW REGIONAL MEDICAL CENTER		7	2	22%	9
ORANGE PARK PEDIATRIC ASSOCIATES		1	8	89%	9
VILLAGE PLACE HEALTH AND REHAB		9			9
MEDEXPRESS URGENT CARE-LATROBE		9			9
VIGILINT HEALTHCARE		7	2	22%	9
MINUTE CLINIC DIAGNOSTIC OF SC, LLC #42		8	1	11%	9
MINUTECLINIC DIAGNOSTICS OF IND, LLC		9			9
OMNI			9	100%	9
GCPM MANUAL MICROBIOLOGY		1	8	89%	9
LIFELINK TISSUE BANK D/B/A LIFELINK TISSUE BANK		8	1	11%	9
CARENOW URGENT CARE-GREEN HILLS		9			9
SOMA MEDICAL CENTER PA #4			9	100%	9
MINUTE CLINIC DIAGNOSTIC OF TN PC #64		9			9
MINUTE CLINIC LLC #1448		8	1	11%	9
MINUTECLINIC, LLC, DBA MINUTECLINIC #6106		7	2	22%	9
MIDMICHIGAN MEDICAL CENTER			9	100%	9
FAST PACE MEDICAL CLINIC PLLC		7	2	22%	9
INSPIRED LIVING AT PALM BAY		7	2	22%	9

# COVID-19: testing by laboratory

Data through Mar 14, 2021 verified as of Mar 15, 2021 at 09:25 AM

Data in this report are provisional and subject to change.

The numbers in the table below represent the number of Florida and non-Florida residents for whom test results were received by the Department of Health. A person can be tested by more than one laboratory and can have both positive and negative results. **Therefore, the sum of the numbers in each column will be larger than the total number of people tested.**

Reporting lab	Inconclusive	Negative	Positive	Percent positive	Total
FLORIDA CENTER FOR DERMATOLOGY LABORATORY			9	100%	9
MINUTE CLINIC INCORPORATE		9			9
GULF COAST MEDICAL GROUP		2	7	78%	9
GOOD SAMARITAN MEDICAL CENTER			9	100%	9
MOBILE RESPONSE DIAGNOSTICS LLC		8	1	11%	9
PREMIUM HEALTH CARE			9	100%	9
PINELLAS PARK FIRE DEPARTMENT		9			9
INTEGRATED FAMILY MEDICAL CENTER			9	100%	9
ORLANDO MEDICAL CENTER PL		1	8	89%	9
BENSONHURST URGENT CARE		8			8
BLOOMINGDALE PEDIATRIC ASSOCIATES PA			8	100%	8
CVS MINUTE CLINIC DIAGNOSTIC OF TEXAS,LLC		6	2	25%	8
BIOTECH PHARMACEUTICAL GROUP LLC			8	100%	8
SYLVESTER AT PLANTATION LABORATORY		7	1	13%	8
PALM BEACH COUNTY HEALTH DEPARTMENT LABORATORY			8	100%	8
MED & CO INVESTMENT LLC		7	1	13%	8
DIAGNOSTIC CLINIC		7	1	13%	8
MINUTECLINIC DIAG OF IND, LLC #2387		7	1	13%	8
IU HEALTH PATHOLOGY		1	7	88%	8
ST VINCENT'S ST CLAIR		5	3	38%	8
LAKELAND REGIONAL HEALTH GRASSLANDS		7	1	13%	8
MEDEXPRESS URGENT CARE - FORT WORTH S		7	1	13%	8
GOLISANO CHILDREN'S HOSPITAL OF SOUTHWEST FLORIDA		6	2	25%	8
MINUTECLINIC DIAGNOSTIC OF TN PC #5671		5	3	38%	8
LAKE CONWAY URGENT CARE LLC		2	6	75%	8
ETHOS LABORATORIES		7	1	13%	8
LANE PEDIATRICS PA			8	100%	8
UNIVERSITY OF MIAMI MILLER SCHOOL OF MEDICINE			8	100%	8
APEX HOME HEALTH CARE		7	1	13%	8
ALLEGRO - TAMPA	1	4	3	38%	8
MINUTECLINIC, LLC #05038		8			8
WALK-IN MEDICAL CARE			8	100%	8
MINUTECLINIC DIAGNOSTIC OF VIRGINIA		8			8
SURGOINSVILLE PHARMACY		8			8
LAWRENCE TECHNOLOGICAL UNIVERSITY		8			8
MONTEFIORE MEDICAL CENTER LABORATORIES - NORTH		8			8
ALBION COLLEGE (ABBOTT)		8			8
NEMOURS CHILDREN'S URGENT			8	100%	8
MINUTECLINIC DIAGNOSTIC OF NEW JERSEY,		7	1	13%	8
WELLIGENT		1	7	88%	8
DORAL URGENT CARE			8	100%	8
THOMAS JEFFERSON UNIVERSITY HOSPITAL		4	4	50%	8
CIGNA ONSITE HEALTH LLC		2	6	75%	8
INTERNAL MEDICINE ASSOCIATES OF JACKSON HOSPITAL			8	100%	8
DOCTOR'S IN-HOUSE LAB/COMMUNITY HEALTH CENTERS OF PINELLAS – CLEARWATE			8	100%	8
FOUNTAINVIEW BY FIVE STAR QUALITY CARE		7	1	13%	8
FLORIDA HEART AND VASCULAR MULTISPECIALTY GROUP		8			8

# COVID-19: testing by laboratory

Data through Mar 14, 2021 verified as of Mar 15, 2021 at 09:25 AM

Data in this report are provisional and subject to change.

The numbers in the table below represent the number of Florida and non-Florida residents for whom test results were received by the Department of Health. A person can be tested by more than one laboratory and can have both positive and negative results. **Therefore, the sum of the numbers in each column will be larger than the total number of people tested.**

Reporting lab	Inconclusive	Negative	Positive	Percent positive	Total
HOLY NAME MEDICAL CENTER	1	6	1	13%	8
WHITE SANDS OUTPATIENT SERVICES (WSOP SERVICES LLC		8			8
MINUTECLINIC DIAGNOSTIC OF NORTH CAROLINA PC #5341		6	2	25%	8
MEDEXPRESS URGENT CARE, BUTLER		5	3	38%	8
FLORIDA CLINICAL LAB		1	7	88%	8
TRUE HEALTH		5	3	38%	8
LAB UNKNOW		6	2	25%	8
ORMOND BEACH CENTRA CARE			8	100%	8
THE WOLFF CENTER FOR CHILD & ADOLESCENT HEALTH			8	100%	8
ADVANCED RESEARCH FOR HEALTH IMPROVEMENT		6	2	25%	8
CAREPOINT CLINIC		5	3	38%	8
VETERANS AFFAIRS MEDICAL CENTER - OUTPATIENT			8	100%	8
ST. JOSEPH HOSPITAL AND HEALTH CARE INC.			8	100%	8
MINUTECLINIC DIAGNOSTIC OF TN PC #386		7	1	13%	8
MEDEXPRESS ELKINS		8			8
ST LUKES ROOSEVELT LABORATORY		7	1	13%	8
ARTHREX MEDICAL CENTER EAST		4	4	50%	8
VAIL VALLEY MEDICAL CENTER			8	100%	8
IMMUNOGENOMICS LLC		5	3	38%	8
X-GENE MOLECULAR LABS		1	7	88%	8
VENICE REGIONAL MEDICAL CENTER			8	100%	8
MINUTECLINIC, LLC #4507		8			8
ALLINA HEALTH - ABBOTT NORTHWESTERN HOSPITAL		5	3	38%	8
FLORIDA KEYS CONCIERGE MEDICINE, LLC		6	2	25%	8
TREASURE ISLE LLC		8			8
GUIDEWELL EMERGENCY MEDICINE DOCTORS LLC #33		4	4	50%	8
DIXITKUMAR N MODI MD PA			8	100%	8
NORTHSIDE HOSPITAL		2	6	75%	8
PUTNAM FAMILY CARE INC		3	5	63%	8
CAN COMMUNITY HEALTH, INC		8			8
OKLAHOMA STATE DEPARTMENT OF HEALTH-PUBLIC HEALTH LABORATORY			8	100%	8
DOH-TAMPA BRANCH LABORATORY (MLK BLVD)		4	4	50%	8
GENEUS DIAGNOSTICS			8	100%	8
CVS HEALTH, #2043		8			8
SOUTHEASTERN PEDIATRIC ASSOCIATES			8	100%	8
INTERNAL MEDICINE AND AESTHETICS OF NAPLES LLC		8			8
PACIFICA SUNRISE☐			8	100%	8
DOCTOR'S IN HOUSE LAB			8	100%	8
ATLANTIC CONSOLIDATED LABORATORY		8			8
NEOGENOMICS LABORATORIES, INC		8			8
CIAN DIAGNOSTICS			8	100%	8
JOHN T MATHER MEMORIAL HOSPITAL LABORATORY		7	1	13%	8
WILLIAMSBURGH CHAI CARE		7	1	13%	8
CONSULATE HEALTH CARE		7	1	13%	8
PALMS WEST HOSPITAL			8	100%	8
DOH JACKSONVILLE CENTRAL LABORATORY		3	5	63%	8
WALGREEN #6538		8			8

# COVID-19: testing by laboratory

Data through Mar 14, 2021 verified as of Mar 15, 2021 at 09:25 AM

Data in this report are provisional and subject to change.

The numbers in the table below represent the number of Florida and non-Florida residents for whom test results were received by the Department of Health. A person can be tested by more than one laboratory and can have both positive and negative results. **Therefore, the sum of the numbers in each column will be larger than the total number of people tested.**

Reporting lab	Inconclusive	Negative	Positive	Percent positive	Total
ST CHARLES HOSPITAL LABORATORY		8			8
MINUTE CLINIC LLC #10203		6	2	25%	8
JACKSON CLINIC PA,THE		4	4	50%	8
EXECUTIVE MEDICAL SERVICES		8			8
MINUTE-CLINIC DIAGNOSTIC OF VIRGINIA, LLC #2003		5	3	38%	8
HEALTHMARK REGIONAL HOSPITAL LAB		4	4	50%	8
NORTH PINELLAS CHILDRENS MEDICAL CENTER INC			8	100%	8
WATERFORD AT CREEKSIDE, THE			8	100%	8
HUNTINGTON VILLAGE URGENT CARE		8			8
BARTON PARKER OD PC		8			8
MID-HUDSON VALLEY DIVISION OF WESTCHESTER MEDICAL		8			8
SEA LEVEL LABS			8	100%	8
CVS MINUTE CLINIC DIAGNOSTIC OF NEW JERSEY		8			8
ST. PETERSBURG PEDIATRICS			8	100%	8
CAYUGA COUNTY HEALTH DEPARTMENT		7	1	13%	8
MINUTECLINIC DIAG OF IND, LLC #6697		8			8
MINUTECLINIC DIAGNOSTIC OF TN PC #242		5	3	38%	8
Sunset Lake Health and Rehabilitation Center		8			8
BLOOMING GARDENS OF CARE INC		8			8
GENE STREET LABORATORIES, LLC		6	2	25%	8
FHCP-ORANGE CITY			8	100%	8
CARE ATC - CITY OF BOYNTON BEACH	1	2	5	63%	8
ROBERT WOOD JOHNSON HOSPITAL		7	1	13%	8
FHPG_EXP CARE W HILLSBOROUGH			8	100%	8
BAPTIST OUTPATIENT			8	100%	8
MINUTECLINIC, LLC, DBA MINUTECLINIC #2		8			8
MAGNOLIA PEDIATRICS GROUP LLC			8	100%	8
OSWEGO HOSPITAL LABORATORY		7	1	13%	8
BEAUMONT EMERGENCY CENTER			8	100%	8
DOTHAN PEDIATRIC CLINIC			8	100%	8
NEW HAMPSHIRE DEPARTMENT OF HEALTH AND HUMAN SERVICES		3	5	63%	8
DEPARTMENT OF HEALTH- CITRUS COUNTY		1	7	88%	8
ST CLOUD COMPOUNDING PHARMACY & WELLNESS CENTER		8			8
MEDEXPRESS URGENT CARE - WASHINGTON		6	2	25%	8
ARCHBOLD MEMORIAL HOSPITAL/LAB		3	5	63%	8
ST CLOUD PHYSICIAN MANAGMENT LLC		7	1	13%	8
NITIN BAWA PROFESSIONAL ASSOCIATES			8	100%	8
Nashville Central Laboratory		8			8
UNIVERSITY HOSPITALS OF CLEVELAND		4	4	50%	8
ST VINCENT'S CHILTON		6	2	25%	8
HEALTHPARK MEDICAL CTR NURSING SVC		8			8
CURATIVE		1	7	88%	8
CVS HEALTH MINUTE CLINIC		1	7	88%	8
PUTNAM COUNTY EMERGENCY RESCUE SERVICE		5	3	38%	8
JX REF LAB			8	100%	8
ALACHUA COUNTY HEALTH DEPARTMENT		1	7	88%	8
HARBORCHASE OF DR PHILLIPS		7	1	13%	8

# COVID-19: testing by laboratory

Data through Mar 14, 2021 verified as of Mar 15, 2021 at 09:25 AM

Data in this report are provisional and subject to change.

The numbers in the table below represent the number of Florida and non-Florida residents for whom test results were received by the Department of Health. A person can be tested by more than one laboratory and can have both positive and negative results. **Therefore, the sum of the numbers in each column will be larger than the total number of people tested.**

Reporting lab	Inconclusive	Negative	Positive	Percent positive	Total
LEMOYNE COLLEGE WELLNESS CENTER FOR		8			8
JUPITER CLINIC			8	100%	8
CLEARWATER PEDIATRIC CARE		1	7	88%	8
STPET		6	2	25%	8
MINUTECLINIC, LLC, MINUTECLINIC #7637		6	2	25%	8
MEDICANA NURSING AND REHAB CENTER			8	100%	8
LIFE CARE CITRUS COUNTY			8	100%	8
SOMA MEDICAL CENTER MD PA #7 PEDIATRICS			8	100%	8
ECLRS		2	5	71%	7
MEDEXPRESS URGENT CARE - CULPEPER		7			7
LAWTON CHILES HEALTH CENTER		1	6	86%	7
PENN MEDICINE PRINCETON MEDICAL CENTER		6	1	14%	7
TRUE HEALTH DIAGNOSTICS		1	6	86%	7
PBC FOUND CARE INC			7	100%	7
LYNMOORE,THE		7			7
MEDEXPRESS URGENT CARE - BATTLE CREEK		4	3	43%	7
MEDEXPRESS URGENT CARE-DUBOIS		7			7
MEDEXPRESS URGENT CARE - CLARKSBURG		7			7
KEYSTONE PLACE AT NAPLES PRESERVE		4	3	43%	7
PERSONAL PHYSICIAN CARE PA			7	100%	7
NORTHSIDE HOSPITAL ATLANTA		3	4	57%	7
Ocoee Health Care Center		7			7
CVS OH2543POCT CANFIELD		5	2	29%	7
LAKE PEDIATRICS			7	100%	7
Lenox on the Lake			7	100%	7
EP LTC PHARMACY		5	2	29%	7
CAPRONA GROUP HOME		1	6	86%	7
MINUTECLINIC DIAGNOSTIC OF TN PC #240		6	1	14%	7
BALTIMORE CITY HEALTH DEPT COMMUNICABLE DISEASES AND EPIDEMIOLOGY			7	100%	7
URGENT CARE OF LONGWOOD			7	100%	7
MINUTECLINIC, LLC #03965		7			7
LONG ISLAND JEWISH FOREST HILLS HOSPITAL		7			7
OCALA FAMILY MEDICAL CENTER		7			7
EL PARAISO HOME INC		7			7
FLORIDA HOSPITAL KISSIMMEE		4	3	43%	7
CARESOUTH HHA HOLDINGS OF TALLAHASSEE LLC		7			7
ORLANDO ORTHOPAEDIC CENTER		5	2	29%	7
MINUTECLINIC, LLC #1796		6	1	14%	7
ADVENT HEALTH APOPKA		3	4	57%	7
VERMONT DEPARTMENT OF HEALTH		1	6	86%	7
CVS MINUTE CLINIC DIAG OF IND LLC #5206		6	1	14%	7
MINUTECLINIC DIAGNOSTIC OF TN PC #643		5	2	29%	7
GOLDMAN SACHS HEALTH CENTER	1	6			7
MEDEXPRESS URGENT CARE, JOHNSTOWN		6	1	14%	7
MODMD LABORATORY		7			7
UNIVERSITY OF WASHINGTON MEDICAL CENTER			7	100%	7
KANSAS DEPARTMENT OF HEALTH		2	5	71%	7

# COVID-19: testing by laboratory

Data through Mar 14, 2021 verified as of Mar 15, 2021 at 09:25 AM

Data in this report are provisional and subject to change.

The numbers in the table below represent the number of Florida and non-Florida residents for whom test results were received by the Department of Health. A person can be tested by more than one laboratory and can have both positive and negative results. **Therefore, the sum of the numbers in each column will be larger than the total number of people tested.**

Reporting lab	Inconclusive	Negative	Positive	Percent positive	Total
BROOKDALE LAKE ORIENTA			7	100%	7
CVS MINUTE CLINIC, LLC #22		6	1	14%	7
ORLANDO FAMILY MEDICAL INC		7			7
MEDEXPRESS URGENT CARE - STAUNTON		3	4	57%	7
SCHOOL OF PHARMACY AND PHARMACEUTICAL		7			7
MINUTE CLINIC DIAGNOSTIC OF PENNSYLVANIA		7			7
MC DIAGNOSTIC OF CONNECTICUT , PC # 3		5	2	29%	7
CVS MINUTE CLINIC DIAGNOSTIC MED GRP OF SAN		5	2	29%	7
KENDALL REGIONAL MEDICAL CNTR			7	100%	7
CENTRAL JERSEY URGENT CARE OF EATONTOW		7			7
EMBRY-RIDDLE AERONAUTICAL UNIVERSITY HEALTH			7	100%	7
CVS SC7556POCT WEST COLUMBIA		7			7
MINUTE CLINIC DIAGNOSTIC OF MICHIGAN PC		7			7
NYU WINTHROP HOSPITAL PATHOLOGY		7			7
BAYCARE MEDICAL GROUP		1	6	86%	7
PEDIATRICS URGENT CARE, LLC			7	100%	7
CVS TX7162POCT HOUSTON		7			7
MINUTE CLINIC LLC #5706		6	1	14%	7
MEDEXPRESS URGENT CARE - FAYETTEVILLE		5	2	29%	7
NORTHDAL REHABILITATION CENTER			7	100%	7
CITY OF TALLAHASSEE		7			7
BRADENTON PHYSICIANS MEDICAL CENTER			7	100%	7
PANCARE HEALTH - HOSFORD SCHOOL			7	100%	7
CVS NC4165POCT BREVARD		5	2	29%	7
EASTERN FLORIDA STATE COLLEGE - PALM BAY CAMPUS□			7	100%	7
MINUTE-CLINIC DIAGNOSTIC OF VIRGINIA, LLC		7			7
LEPE'S HOUSE			7	100%	7
ABBAY MANOR RETIREMENT RESIDENCE INC		7			7
SUPERIOR RESIDENCES AT CALA HILLS		7			7
SOUTH FLORIDA ENT ASSOCIATES, INC			7	100%	7
YAZJI PEDIATRIC CARE LLC DBA TUKA PEDIATRICS			7	100%	7
ORLANDO FAMILY PHYSICIANS			7	100%	7
FLORIDA SCHOOL FOR THE DEAF AND THE BLIND			7	100%	7
LPG PRIMARY CARE AT CAPE CORAL PARKWAY		6	1	14%	7
MEDEXPRESS URGENT CARE - MAPLE DRIVE		7			7
MERCY HEALTH—MUSKEGON		6	1	14%	7
BIRMINGHAM VAMC		3	4	57%	7
SOUTH COM HEALTH CLINIC, DEPT. OF THE ARMY		7			7
Thermopolis Rehabilitation Wellness		7			7
WHEELER LABORATORY		6	1	14%	7
FHMG_FM AND IM AVALON PARK		2	5	71%	7
AVON PARK PEDIATRICS			7	100%	7
MINUTE CLINIC LLC #4017		7			7
MEDEXPRESS URGENT CARE - STATE COLLEGE		5	2	29%	7
DSI MANAGEMENT LLC		7			7
DALLAS COUNTY HEALTH AND HUMAN SERVICES			7	100%	7
NORTHERN DUTCHESS HOSPITAL LABORATORY		5	2	29%	7

# COVID-19: testing by laboratory

Data through Mar 14, 2021 verified as of Mar 15, 2021 at 09:25 AM

Data in this report are provisional and subject to change.

The numbers in the table below represent the number of Florida and non-Florida residents for whom test results were received by the Department of Health. A person can be tested by more than one laboratory and can have both positive and negative results. **Therefore, the sum of the numbers in each column will be larger than the total number of people tested.**

Reporting lab	Inconclusive	Negative	Positive	Percent positive	Total
MINUTECLINIC #2860		5	2	29%	7
GULF COAST PEDIATRICS OF SARASOTA PA		1	6	86%	7
WELLMED AT BRANDON REGIONAL		5	2	29%	7
IRL MARKET LAB			7	100%	7
RIVER OAKS TREATMENT CENTER			7	100%	7
GILCHRIST COUNTY FIRE DEPARTMENT		4	3	43%	7
CARENOW URGENT CARE-SOUTHLAKE			7	100%	7
MANATEE PEDIATRICS			7	100%	7
PASSPORT HEALTH			7	100%	7
COMMUNITY MEDICAL AND DENTAL CARE INC		7			7
ELLIS HOSPITAL LABORATORY		6	1	14%	7
LPG PRIMARY CARE AT COLONIAL CENTER DRIVE		6	1	14%	7
Florida Clinical Laboratory		1	6	86%	7
HOLY GARDEN ALF, INC.		7			7
FAMILY MEDICINE MEDICAL DRIVE		7			7
WILDLIGHT LAB			7	100%	7
NOVANT HEALTH INPATIENT CARE		2	5	71%	7
MEDEXPRESS URGENT CARE - HOT SPRINGS		7			7
CARENOW URGENT CARE-MADISON		7			7
MINUTECLINIC DIAGNOSTIC OF MAINE, LLC		5	2	29%	7
CVS TX7827POCT ROUND ROCK		7			7
GENTRY PARK ORLANDO ASSISTED LIVING		6	1	14%	7
SONORA QUEST LABORATORIES			7	100%	7
MEDEXPRESS URGENT CARE - MIDLOTHIAN		6	1	14%	7
DOCTORS CLINICAL LABORATORY, INC		5	2	29%	7
CLAY PRIMARY & FAMILY CARE LLC			7	100%	7
PEDIATRICS OF CENTRAL FLORIDA		5	2	29%	7
SUNRISE SENIOR LIVING OF JACKSONVILLE			7	100%	7
HEARTLAND PEDIATRICS OF LAKE PLACID			7	100%	7
SUPREME LABORATORY			7	100%	7
MIAMI COMPREHENSIVE MEDICINE GROUP PA		4	3	43%	7
FLORIDA DIGESTIVE AND LIVER SPECIALIST		7			7
PEDIATRICS IN BREVARD-COCOA BEACH		2	5	71%	7
MINUTECLINIC DIAG OF IND LLC #6998		6	1	14%	7
BOCA BIOLISTICS LLC			7	100%	7
OPTUM PRIMARY CARE - FOUNTAIN OAKS		3	4	57%	7
MIAMI BEACH COMMUNITY HEALTH CENTER INC			7	100%	7
Baptist Village Retirement Communities		7			7
DOTHAN WEST FAMILY MEDICINE		5	2	29%	7
COMPASSION PEDIATRICS		3	4	57%	7
NORTH FLORIDA MEDICAL CENTERS INC		1	6	86%	7
CHAPTERS HEALTH HOSPICE		7			7
LIZS ADULT CARE		7			7
WYOMING COUNTY COMMUNITY HOSPITAL LABORATORY		7			7
NEMOURS CHILDREN'S HOSPITAL			7	100%	7
LONGWOOD FAMILY MEDICINE		1	6	86%	7
QUE		4	3	43%	7

# COVID-19: testing by laboratory

Data through Mar 14, 2021 verified as of Mar 15, 2021 at 09:25 AM

Data in this report are provisional and subject to change.

The numbers in the table below represent the number of Florida and non-Florida residents for whom test results were received by the Department of Health. A person can be tested by more than one laboratory and can have both positive and negative results. **Therefore, the sum of the numbers in each column will be larger than the total number of people tested.**

Reporting lab	Inconclusive	Negative	Positive	Percent positive	Total
HEALTH AND WELLNESS CENTER		1	6	86%	7
VICTORIAN MANOR		2	5	71%	7
LEE COUNTY HEALTH DEPARTMENT		4	3	43%	7
FLORIDA CANCER SPECIALISTS & RESEARCH INSTITUTE		6	1	14%	7
CVS PA1671POCT LANCASTER		7			7
GRACE WELLNESS CENTER LLC		6	1	14%	7
CARDIOTHORACIC SURGERY OF HYDE PARK			7	100%	7
Parkside Villa		7			7
PENINSULA CARE AND REHABILITATION CENTER			7	100%	7
SIMEDHEALTH LLC		2	5	71%	7
ST. CLOUD PHARMACY AND WELLNESS CENTER		3	4	57%	7
BETH ISRAEL MEDICAL CENTER LABS		7			7
JUPITER ISLAND PUBLIC SAFETY		5	2	29%	7
EXPRESS TEST			7	100%	7
CRESTWOOD MEDICAL CENTER		5	2	29%	7
DELAWARE DEPARTMENT OF HEATH		6	1	14%	7
MINUTE CLINIC OF KANSAS PA		3	4	57%	7
FLORIDA HOSPITAL APOPKA		6	1	14%	7
GRAND VILLA OF PALM COAST		7			7
HEALTH CARE LABORATORY SERVICES		1	6	86%	7
CVS PHARMACY #8800		5	2	29%	7
DOCTOR'S IN-HOUSE LAB/COMMUNITY HEALTH CENTERS OF PINELLAS -PINELLAS P			7	100%	7
CVS NC5591POCT STATESVILLE		5	1	17%	6
LEWIS COUNTY MANOR		6			6
TRANSPLANT GENOMICS INC (EUROFINS)		6			6
FLORIDA DEPARTMENT OF HEALTH IN SARASOTA COUNTY		5	1	17%	6
TERENCE B MITCHELL MD, INC		2	4	67%	6
AMERICAN HEALTH ASSOC. LABORATORY SOUTH		4	2	33%	6
MEDEXPRESS URGENT CARE - MT LEBANON		4	2	33%	6
PANCARE HEALTH - KATE SMITH ELEMENTARY		1	5	83%	6
HOLLY HILL HOME INFUSION SERVICE		5	1	17%	6
THE WINDSOR OF OCALA		2	4	67%	6
SUFFRIDGE DRIVE GROUP HOME		6			6
CVS NJ2815POCT E BRUNSWICK		4	2	33%	6
SYNEXUS CLINICAL RESEARCH US INC		2	4	67%	6
INTERNAL MEDICINE LIPID AND WELNNESS PRACTICE			6	100%	6
MINUTECLINIC DIAGNOSTIC OF GEORGIA, LL		5	1	17%	6
MEDEXPRESS URGENT CARE MORGANTOWN		6			6
WG WINDSOR WOODS SH LLC		6			6
Centrastate Medical Center		5	1	17%	6
TAMPA URGENT CARE			6	100%	6
CURATIVE CARE CENTER INC		1	5	83%	6
BAYSHORE POINTE NURSING AND REHAB CENTER			6	100%	6
UT SOUTHWESTERN MEDICAL CENTER			6	100%	6
BOCA VIPEDIATRICS			6	100%	6
SOUTHEASTERN DERMATOLOGY GROUP PA		5	1	17%	6
HARMONIOUS HOME HEALTH, LLC		6			6

# COVID-19: testing by laboratory

Data through Mar 14, 2021 verified as of Mar 15, 2021 at 09:25 AM

Data in this report are provisional and subject to change.

The numbers in the table below represent the number of Florida and non-Florida residents for whom test results were received by the Department of Health. A person can be tested by more than one laboratory and can have both positive and negative results. **Therefore, the sum of the numbers in each column will be larger than the total number of people tested.**

Reporting lab	Inconclusive	Negative	Positive	Percent positive	Total
CVS TX4397POCT CYPRESS		6			6
FLEET LANDING			6	100%	6
SELECT PHYSICIANS ALLIANCE		6			6
GRACE REHABILITATION CENTER OF VERO BEACH		4	2	33%	6
SARASOTA MEDICAL CENTER			6	100%	6
MAXCARE CLINIC			6	100%	6
TIMBER CREEK PEDIATRICS		6			6
URGENT TEAM - HUNTSVILLE		5	1	17%	6
CVS M08556POCT KANSAS CITY		5	1	17%	6
IVY ROSEN MD PLLC		6			6
MINUTE CLINIC LLC #6765		6			6
MEDEXPRESS URGENT CARE-PITTSFIELD		6			6
NU WAVE MEDICAL CENTER			6	100%	6
MEDEXPRESS URGENT CARE - YORK		3	3	50%	6
LPG PRIMARY CARE AT MATTHEW DRIVE		6			6
Northwell Lab		2	4	67%	6
CVS CT1109POCT BETHEL		6			6
TREASURE COAST URGENT & FAMILY CARE			6	100%	6
DOCTORS EXPRESS OF ST PETERSBURG			6	100%	6
MINUTECLINIC LLC #5041		2	4	67%	6
WATAUGA MEDICAL CENTER		4	2	33%	6
SARAH LAWRENCE COLLEGE HEALTH SERVICES		6			6
CAPITAL HEALTH PLAN LABORATORIES			6	100%	6
MINUTECLINIC DIAGNOSTIC OF ILLINOIS		5	1	17%	6
TAMIAMI LAB MILLENIUM			6	100%	6
MINUTECLINIC DIAGNOSTIC OF OHIO #3407		5	1	17%	6
PALMETTO HEALTH ALLIANCE		3	3	50%	6
MINUTECLINIC DIAGNOSTIC OF OHIO #7790		4	2	33%	6
CVS DC1340POCT WASHINGTON		6			6
MINUTE CLINIC LLC # 2033		5	1	17%	6
ALLEGRO FLEMING ISLAND		1	5	83%	6
GLEN FALLS HOSPITAL DEPARTMENT OF PATHOLOGY		6			6
CITY OF SANFORD EMPLOYEE HEALTH AND		6			6
ARLINGTON OF NAPLES INC, THE		6			6
MINUTECLINIC DIANOSTIC OF VIRGINA, LL		5	1	17%	6
MEDEXPRESS URGENT CARE - IRVING		6			6
CONCENTRA URGENT CARE		2	4	67%	6
SELECT PHYSICIANS ALLIANCE PL		6			6
SV DIAGNOSTIC LAB			6	100%	6
CVS IN6654POCT INDIANAPOLIS		5	1	17%	6
MIAMI RESCUE MISSION CLINIC INC			6	100%	6
DIXIE COUNTY EMERGENCY SERVICES			6	100%	6
CAPE CORAL URGENT CARE		3	3	50%	6
UT MEMPHIS UNIVERSITY HEALTH SERVICES			6	100%	6
THE PALMS REHABILITATION AND HEALTHCARE CENTER		5	1	17%	6
MINUTECLINIC, LLC #03268		5	1	17%	6
LUMADOC HEALTH		4	2	33%	6

# COVID-19: testing by laboratory

Data through Mar 14, 2021 verified as of Mar 15, 2021 at 09:25 AM

Data in this report are provisional and subject to change.

The numbers in the table below represent the number of Florida and non-Florida residents for whom test results were received by the Department of Health. A person can be tested by more than one laboratory and can have both positive and negative results. **Therefore, the sum of the numbers in each column will be larger than the total number of people tested.**

Reporting lab	Inconclusive	Negative	Positive	Percent positive	Total
CENTRAL FLORIDA PRIMARY CARE			6	100%	6
ALBANY MEDICAL CENTER		5	1	17%	6
BROWARD COUNTY HEALTH DEPT.			6	100%	6
GUIDANCE / CARE CENTER, INC		6			6
RANDOLPH DIABETES AND WELLNESS		5	1	17%	6
CDRX INFUSION			6	100%	6
CVS GA2108POCT NORCROSS		4	2	33%	6
MEDEXPRESS URGENT CARE - PRINCETON		5	1	17%	6
FLORIDA PREMIER MEDICAL CARE PA			6	100%	6
LOUISIANA DEPT OF HEALTH			6	100%	6
DANIEL M LIBBY MD PLLC		6			6
MINUTECLINIC DIAG OF IND LLC #8651		5	1	17%	6
THE CLINIC PREMISE HEALTH			6	100%	6
Advanced Care Center			6	100%	6
NORTH FLORIDA PEDIATRICS JASPER			6	100%	6
MINUTECLINIC MINUTECLINIC #8505		4	2	33%	6
FRESENIUS KIDNEY CARE DUNEDIN			6	100%	6
MINUTECLINIC DIAGNOSTIC OF KENTUCKY		6			6
VIERA PEDIATRICS		1	5	83%	6
MEDEXPRESS URGENT CARE - RICHMOND, NINE MILE RD		5	1	17%	6
PROHEALTH MED		1	5	83%	6
UNILAB OF DADE INC			6	100%	6
MAXHEALTH		5	1	17%	6
ATLANTIC COMMUNITY HIGH SCHOOL		5	1	17%	6
PR HEALTH		1	5	83%	6
MD NOW MEDICAL CENTER			6	100%	6
LAKEVIEW TERRACE HOME HEALTH SERVICES LLC			6	100%	6
MINUTECLINIC DIAGNOSTIC OF TN PC #442		4	2	33%	6
TERRACINA LLC		1	5	83%	6
BROOKDALE CLERMONT			6	100%	6
AVANTE AT ORMOND BEACH INC			6	100%	6
BAYCARE ALLIANT HOSPITAL			6	100%	6
PALM GARDEN OF SUN CITY			6	100%	6
MINUTECLINIC DIAGNOSTIC OF NEVADA #87		4	2	33%	6
CVS NC6402POCT DAVIDSON		4	2	33%	6
PHYSICIANS FOR CHILDREN			6	100%	6
CITIZENS BAPTIST MEDICAL CENTERS LAB		5	1	17%	6
CAREWELL 301 - WARWICK			6	100%	6
ENIGMA DIAGNOSTIC, INC.			6	100%	6
FLORIDA WOMAN CARE LABORATORY			6	100%	6
MINUTE-CLINIC DIAGNOSTIC OF VIRGINIA, LLC #794		5	1	17%	6
MEDEXPRESS URGENT CARE - BLUEFIELD		5	1	17%	6
PATHGROUP LABS, LLC		4	2	33%	6
PARTNERS PHARMACY OF FLORIDA LLC		6			6
FIRST COAST CARDIOVASCULAR INSTITUTE PA			6	100%	6
CVS NATIONAL HARBOR MD2297714CV		6			6
SUMTER COUNTY HEALTH DEPARTMENT		1	5	83%	6

# COVID-19: testing by laboratory

Data through Mar 14, 2021 verified as of Mar 15, 2021 at 09:25 AM

Data in this report are provisional and subject to change.

The numbers in the table below represent the number of Florida and non-Florida residents for whom test results were received by the Department of Health. A person can be tested by more than one laboratory and can have both positive and negative results. **Therefore, the sum of the numbers in each column will be larger than the total number of people tested.**

Reporting lab	Inconclusive	Negative	Positive	Percent positive	Total
ARLINGTON OF NAPLES		6			6
MINUTE CLINIC DIAG OF IND LLC #8674		6			6
PUBLIC HEALTH LAB		6			6
PRESBYTERIAN HOME		6			6
INTERVENTIONAL REHABILITATION OF SOUTH FLORIDA			6	100%	6
MINUTECLINIC DIAGNOSTIC MED GRP OF CA		5	1	17%	6
LEE PHYSICIAN GROUP COLLEGE POINT		6			6
URGENT TEAM - MUSCLE SHOALS		6			6
MINUTECLINIC DIAGNOSTIC OF SC, LLC #7		4	2	33%	6
CLINICAL CARE ASSOCIATES			6	100%	6
AMERICAN EAGLE LEESBURG AL LLC DBA VISTA LAKE			6	100%	6
PALM HARBOR DERMATOLOGY		4	2	33%	6
COMPASSION PEDIATRIC URGENT CARE LLC		2	4	67%	6
NORTHEAST ALABAMA REGIONAL MEDICAL CENTER		3	3	50%	6
MEDEXPRESS URGENT CARE - GLENDALE		6			6
FLORIDA MEDICAL SPECIALISTS		2	4	67%	6
MEDEXPRESS URGENT CARE - HUNTINGTON WE		6			6
BROWARD TRANSITIONAL CENTER			6	100%	6
HUNTERS CREEK PEDIATRICS		6			6
TEXAS MEDCLINIC			6	100%	6
CVS TX1104POCT ALLEN		6			6
CAMELLIA AT DEERWOOD		2	4	67%	6
CVS TN7289POCT SIGNAL MOUNTAIN		6			6
CVS CT1123POCT SOUTHBURY		6			6
GUTHRIE MEDICAL GROUP LABORATORIES		6			6
WIREGRASS MEDICAL CENTER			6	100%	6
MARSHALL MEDICAL CENTER SOUTH LAB		5	1	17%	6
URGENT CARE HOUSECALLS PA		5	1	17%	6
CITYMD		1	5	83%	6
MC DIAGNOSTIC OF CONNECTICUT, PC #1043		6			6
MEDEXPRESS URGENT CARE-PETERS TWP		5	1	17%	6
CVS GA2147POCT KENNESAW		5	1	17%	6
ALL CHILDREN'S HOSPITAL		1	5	83%	6
MEDEXPRESS URGENT CARE - HOLLINS		6			6
BENNETT PEDIATRICS		6			6
XPRESS URGENT CARE LLC		6			6
CONCENTRA			6	100%	6
PLEASANTVILLE OF SEBASTIAN LLC			6	100%	6
BETHESDA COMMUNITY HEALTH CENTER			6	100%	6
SANDGATE GARDENS REHAB & NURSING CENTER		3	3	50%	6
MERCY COLLEGE HEALTH OFFICE		6			6
MEDEXPRESS URGENT CARE - ELM GROVE		5	1	17%	6
MARQUESA MEDICAL		5	1	17%	6
MINUTECLINIC MINUTECLINIC #4977		4	2	33%	6
SAINT PETER'S UNIVERSITY HOSPITAL		6			6
ANTHONY-BROWN PHARMACY		6			6
UNILAB		2	4	67%	6

# COVID-19: testing by laboratory

Data through Mar 14, 2021 verified as of Mar 15, 2021 at 09:25 AM

Data in this report are provisional and subject to change.

The numbers in the table below represent the number of Florida and non-Florida residents for whom test results were received by the Department of Health. A person can be tested by more than one laboratory and can have both positive and negative results. **Therefore, the sum of the numbers in each column will be larger than the total number of people tested.**

Reporting lab	Inconclusive	Negative	Positive	Percent positive	Total
FAMILY CARE MEDICAL CENTER			6	100%	6
CHILDREN'S HOSPITAL OF PHILADELPHIA		5	1	17%	6
FAMILY TREE PRIMARY CARE		5	1	17%	6
MEDEXPRESS URGENT CARE - TARENTUM		5	1	17%	6
FLORIDA DEPARTMENT OF HEALTH IN MIAMI DADE COUNTY		5	1	17%	6
BETH ISRAEL DEACONESS MEDICAL CENTER			6	100%	6
LISTENING DOCTOR PLLC, THE		1	5	83%	6
QUICK CARE MED WALK IN AND URGENT CARE			6	100%	6
MEDICAL CENTER AT OCEAN REEF		1	5	83%	6
AARK LABORATORY		6			6
Kroger 673 - The Little Clinic Dallas		5	1	17%	6
ELITE MD GROUP INC		2	4	67%	6
PROGRESS PHARMACY INC		1	5	83%	6
RIVER CITY PRIMARY AND URGENT CARE			6	100%	6
CVS TX8351POCT BEAUMONT		6			6
MINUTECLINIC DIAGNOSTIC OF VIRGINIA, LLC #255		6			6
Rutgers Health Rwj University Hospital - Laboratory		3	3	50%	6
LRHS Southeastern University		4	2	33%	6
JERSEY SHORE MEDICAL CENTER		6			6
DEPARTMENT OF HEALTH AND HUMAN SERVICES STATE OF NEW HAMPSHIRE			6	100%	6
ENTRUST IMMEDIATE CARE			6	100%	6
ST. LUCIE COUNTY HEALTH DEPARTMENT		4	2	33%	6
ASCENSION ST VINCENT'S CLAY COUNTY			6	100%	6
DR. PHILLIPS MEDICAL WELLNESS CENTER		3	3	50%	6
THE UNIVERSITY OF VERMONT MEDICAL CENTER		4	1	20%	5
SUTTER TRACY COMMUNITY HOSPITAL			5	100%	5
NORTH SHORE HEMATOLOGY-ONCOLOGY ASSOCIATES, PC		5			5
DEPT OF VA MEDICAL CENTER - RICHMOND		4	1	20%	5
COMMONS AT ORLANDO LUTHERAN TOWERS SNF			5	100%	5
CVS PA4077POCT BELLE VERNON		5			5
MOUNT SINAI BROOKLYN LABORATORY		4	1	20%	5
OCCMED SOLUTIONS		2	3	60%	5
COVID RAPID LABS			5	100%	5
KEYSTONE REHABILITATION AND HEALTH CENTER		1	4	80%	5
ALL CHILDREN'S HOSPITAL DEPT OF GENERAL PEDIATRICS			5	100%	5
CVS OH3080POCT HUBER HEIGHTS		5			5
MINNESOTA DEPARTMENT OF HEALTH PUBLIC HEALTH LABORATORY DIVISION	1		4	80%	5
CENTREX CLINICAL LABS INC		5			5
CVS TN7698POCT KNOXVILLE		5			5
CUMBERLAND HEIGHTS		5			5
ARKANSAS DEPARTMENT OF HEALTH			5	100%	5
TESTD			5	100%	5
SANTOS REHABILITATION CENTER INC			5	100%	5
Kroger 099 - The Little Clinic Fort Collins		5			5
RIO PINAR HEALTH CARE			5	100%	5
GENTLE HANDS MOBILE PHLEBOTOMY			5	100%	5
MINUTECLINIC MINUTECLINIC #921		5			5

# COVID-19: testing by laboratory

Data through Mar 14, 2021 verified as of Mar 15, 2021 at 09:25 AM

Data in this report are provisional and subject to change.

The numbers in the table below represent the number of Florida and non-Florida residents for whom test results were received by the Department of Health. A person can be tested by more than one laboratory and can have both positive and negative results. **Therefore, the sum of the numbers in each column will be larger than the total number of people tested.**

Reporting lab	Inconclusive	Negative	Positive	Percent positive	Total
OCHSNER MEDICAL CENTER			5	100%	5
NOVANT HEALTH UVA		2	3	60%	5
SCIENCE CARE			5	100%	5
PHYSICIANS URGENT CARE BERRY FARMS		4	1	20%	5
FAMILY TREE DNA			5	100%	5
MEDEXPRESS URGENT CARE-HERSHEY		4	1	20%	5
URGENT CARE OF ERWIN		5			5
PUTNAM HOSPITAL CENTER LABORATORY		5			5
WEST PACIFIC MEDICAL LABORATORY			5	100%	5
MONROE COUNTY FIRE RESCUE		5			5
PANCARE HEALTH - ALTHA PUBLIC			5	100%	5
FRANCES WARDE MEDICAL LABORATORY		2	3	60%	5
ST JOHNS BIOMEDICAL LAB		5			5
PEDIATRIC URGENT HEALTH CARE			5	100%	5
EXPICARE NURSING AGENCY, INC		5			5
LEHIGH REGIONAL MEDICAL CENTER LABORATORY		3	2	40%	5
REDMED OF CROSSTOWN		2	3	60%	5
MANATEE COUNTY JAIL		4	1	20%	5
TULLAHOMA HMA, LLC		4	1	20%	5
THE CLINIC OF PEDIATRICS & GI MEDICINE, INC			5	100%	5
REHABILITATION CENTER AT JUPITER GARDENS		5			5
BROOKDALE NEW PORT RICHEY			5	100%	5
FLAGLER HEALTH SERVICES INC			5	100%	5
MINUTE CLINIC DIAGNOSTIC OF VIRGINIA, LLC #7543		5			5
AMERICAN MEDICAL RESPONSE - DENVER		2	3	60%	5
CVS TN2179POCT MURFREESBORO		5			5
WALGREENS #10972	1	4			5
BAPTIST HOSPITAL EMPLOYEE HEALTH OFF			5	100%	5
Enterprise Health and Rehabilitation Center		5			5
FORSYTH HOUSE			5	100%	5
JUPITER ISLAND MEDICAL CLINIC INC		5			5
OHSU MOLECULAR MICROBIOLOGY LAB		4	1	20%	5
MEDEXPRESS URGENT CARE - BECKLEY CROSS		4	1	20%	5
INFECTION CONTROL/ EMPHEALTH		3	2	40%	5
CVS OH3301POCT WOODMERE		5			5
MIZELL MEMORIAL HOSPITAL			5	100%	5
CVS CA9113POCT CHULA VISTA		5			5
CVS MA2172POCT NORTH GRAFTON		5			5
CAREHERE LCS- EUSTIS			5	100%	5
Kennedy University Hospital		5			5
MINUTE CLINIC DIAGNOSTIC OF NORTH CAROLINA		5			5
LABCORP UNSPECIFIED		5			5
MCKENZIE-WILLAMETTE MEDICAL CENTER LAB		5			5
MORGAN STANLEY HEALTH CENTER		5			5
NORTHPORT MEDICAL CENTER LAB		5			5
MEDICAL CENTER OF BLOUNTSTOWN			5	100%	5
PIEDMONT HOSPITAL LAB			5	100%	5

# COVID-19: testing by laboratory

Data through Mar 14, 2021 verified as of Mar 15, 2021 at 09:25 AM

Data in this report are provisional and subject to change.

The numbers in the table below represent the number of Florida and non-Florida residents for whom test results were received by the Department of Health. A person can be tested by more than one laboratory and can have both positive and negative results. **Therefore, the sum of the numbers in each column will be larger than the total number of people tested.**

Reporting lab	Inconclusive	Negative	Positive	Percent positive	Total
COVID TESTING LLC			5	100%	5
ARC POINT LABS OF AUSTIN NORTH			5	100%	5
Army Residence Community		5			5
STEUBEN COUNTY PUBLIC HEALTH		5			5
WINKLER COURT□		4	1	20%	5
MINUTE CLINIC, LLC #4650		5			5
FLORIDA DEPARTMENT OF HEALTH - INVERNESS		3	2	40%	5
CVS NC3853POCT BURLINGTON		4	1	20%	5
PINECREST PEDIATRICS GROUP LLC			5	100%	5
CVS MI8049POCT WATERFORD		4	1	20%	5
WAKEMED		1	4	80%	5
MINUTECLINIC, LLC #09202		4	1	20%	5
SUNSHINE STATE DIALYSIS			5	100%	5
DISCOVERY VILLAGE AT STUART		2	3	60%	5
JOHN T MACKAY MD			5	100%	5
CVS RI1717POCT 1 CVS DR			5	100%	5
CARL R DARNALL ARMY MEDICAL CENTER			5	100%	5
XRL SXF REF LAB		5			5
CALIFORNIA DEPARTMENT OF PUBLIC HEALTH		1	4	80%	5
GADSDEN COUNTY HEALTH DEPARTMENT			5	100%	5
INNOVATIVE COVID-DIVERSEY			5	100%	5
URGENT MED INC		3	2	40%	5
UNIVERSITY OF CHICAGO MEDICAL CENTER LAB			5	100%	5
FLORIDA PRIMARY & SPECIALTY CARE		5			5
AHC Decatur County		5			5
Kroger 449 - The Little Clinic Mountain Park		4	1	20%	5
MINUTECLINIC 7196		4	1	20%	5
MINUTECLINIC, DIAGNOSTIC OF TEXAS, LL		4	1	20%	5
LAKE COUNTY DETENTION CENTER		3	2	40%	5
EVIVIA		5			5
SHEEPSHEAD BAY URGENT CARE		5			5
LEE MEMORIAL HEALTH SYSTEM D/B/A		3	2	40%	5
NOVADX		2	3	60%	5
ELITE CARE			5	100%	5
LIFEPLUS HEALTHCARE GROUP INC		5			5
BAYSHORE LABORATORY		4	1	20%	5
DIAGNOSTECHS		4	1	20%	5
BAPTIST HEALTH - TOWN CENTER			5	100%	5
TALLAHASSEE MEMORIAL HEALTHCARE			5	100%	5
LIVING WATERS MEDICAL CENTER			5	100%	5
NELSON BIOLOGICAL			5	100%	5
MEDEXPRESS URGENT CARE-NESHANNOCK TWP		4	1	20%	5
LPG PEDIATRICS AT CAPE CORAL		5			5
PRINCIPLE HOSPICE SERVICE, LLC			5	100%	5
CELEBRATION PEDIATRICS PA			5	100%	5
HENDRY REGIONAL CONVENIENT CARE CENTER			5	100%	5
EGL GENETICS DIAGNOSTICS			5	100%	5

# COVID-19: testing by laboratory

Data through Mar 14, 2021 verified as of Mar 15, 2021 at 09:25 AM

Data in this report are provisional and subject to change.

The numbers in the table below represent the number of Florida and non-Florida residents for whom test results were received by the Department of Health. A person can be tested by more than one laboratory and can have both positive and negative results. **Therefore, the sum of the numbers in each column will be larger than the total number of people tested.**

Reporting lab	Inconclusive	Negative	Positive	Percent positive	Total
FHPG FAMILY MEDICAL CENTER OF TAMPA BAY		1	4	80%	5
UPMC HEALTH SYSTEM		4	1	20%	5
MINUTECLINIC DIAGNOSTIC OF PENNSYLVANIA, LLD #1545		5			5
ST BARNABAS HOSPITAL		5			5
GREENVILLE MEMORIAL HOSPITAL LAB			5	100%	5
QUINTON MEMORIAL HEALTH CARE CENTER		5			5
JOE DIMAGGIO CHILDREN'S HOSPITAL		1	4	80%	5
ADVANCED URGENT CARE OF MARATHON		1	4	80%	5
ADVICE FOR OPTIMAL WELLNESS		2	3	60%	5
UCF STUDENT HEALTH SERVICES LABORATORY		2	3	60%	5
CHAMPLAIN VALLEY PHYSICIANS HOSPITAL		3	2	40%	5
TRUSTBRIDGE			5	100%	5
CLEVELAND CLINIC MARTIN HEALTH NURSING & RESTORATIVE		5			5
UF HEALTH PATHOLOGY LABORATORIES			5	100%	5
NORTH DADE NURSING AND REHABILITATION CENTER			5	100%	5
BEACH HOUSE		5			5
WHITE WILSON MEDICAL CENTER - FWB		1	4	80%	5
NORTHEAST PEDIATRICS			5	100%	5
MEASE CONTINUING CARE		3	2	40%	5
PEDIATRICS OF ALTAMONTE		5			5
PELICAN LANDING		1	4	80%	5
SCOTTS PHARMACY		5			5
LAKE MARY HEALTH AND REHABILITATION CENTER		1	4	80%	5
URGENT TEAM - NASHVILLE		5			5
OURMED		4	1	20%	5
MINUTECLINIC DIAGNOSTICS OF IND LLC		2	3	60%	5
COPELAND MEDICAL CLINIC		3	2	40%	5
SONATA VERO BEACH		5			5
ENT AND ALLERGY ASSOCIATES OF FLORIDA, LLC			5	100%	5
CVS NC3319POCT CHARLOTTE		4	1	20%	5
CELERION			5	100%	5
SJH			5	100%	5
CVS MD4371POCT OCEAN CITY		5			5
GRAND VILLA OF SARASOTA		4	1	20%	5
KETTERING HEALTH			5	100%	5
FLORIDA HOSPITAL LAKE MARY		5			5
MEDEXPRESS URGENT CARE MURRYSVILLE		3	2	40%	5
PRECISION LABS LLC		2	3	60%	5
RELIANT IMMUNE DIAGNOSTICS			5	100%	5
INTERNAL MEDICINE & PRIMARY CARE ASSOCIATES, PLC			5	100%	5
RUSH UNIVERSITY MEDICAL CENTER LABORATORY			5	100%	5
COLUMBIA MEMORIAL HOSPITAL LABORATORY		5			5
MINUTE CLINIC, LLC #1434		5			5
CVS GA3766POCT DACULA		3	2	40%	5
DEPARTMENT OF HEALTH AND HUMAN SERVICES LANSING			5	100%	5
EASTCHESTER PEDIATRIC MEDICAL GROUP		5			5
RURAL HEALTH CARE INC			5	100%	5

# COVID-19: testing by laboratory

Data through Mar 14, 2021 verified as of Mar 15, 2021 at 09:25 AM

Data in this report are provisional and subject to change.

The numbers in the table below represent the number of Florida and non-Florida residents for whom test results were received by the Department of Health. A person can be tested by more than one laboratory and can have both positive and negative results. **Therefore, the sum of the numbers in each column will be larger than the total number of people tested.**

Reporting lab	Inconclusive	Negative	Positive	Percent positive	Total
CVS MINUTE CLINIC DIAGNOSTIC OF KANSAS, PA		5			5
Life Care Center of Estero			5	100%	5
FIFTH AVENUE PEDIATRICS		3	2	40%	5
DICKSON MEDICAL ASSOCIATES PC PATH LAB		4	1	20%	5
PATIENT FIRST - LEESBURG			5	100%	5
AHF PUBLIC HEALTH LABORATORY			5	100%	5
CVS MD2956POCT NEW MARKET		4	1	20%	5
BIOTECH CLINICAL LABORATORY			5	100%	5
PHYSICIANS IMMEDIATE CARE ELGIN			5	100%	5
CVS NC7213POCT MATTHEWS		5			5
WESTMINSTER SHORES			5	100%	5
MINUTE CLINIC DIAGNOSTIC MED GRP		4	1	20%	5
FLORIDA DEPARTMENT OF HEALTH SEMINOLE COUNTY		1	4	80%	5
ADVENTHEALTH CAR CENTER APOPKA			5	100%	5
MINUTECLINIC, LLC #7139		5			5
LEVY COUNTY SHERRIF'S DEPT			5	100%	5
PM PEDIATRICS OF SELDEN		3	2	40%	5
RELIANCE MEDICAL CENTER		3	2	40%	5
CARENOW URGENT CARE - CENTRAL AUSTIN		1	4	80%	5
CVS PA233POCT NEWTOWN SQUARE		5			5
CVS TX2263POCT SAN ANTONIO		5			5
ALPHADERA LABS, LLC			5	100%	5
VA Primary Care Clinic at Meharry		4	1	20%	5
BOROPARK URGENT CARE		4	1	20%	5
INDIANA STATE DEPARTMENT OF HEALTH LABORATORIES			5	100%	5
ST CHARLES BEND LABORATORY		4	1	20%	5
MEDEXPRESS - COLLINSVILLE BELT LINE		3	2	40%	5
VEIL VALLEY MEDICAL CENTER			5	100%	5
WEST DADE PEDIATRICS			5	100%	5
HAVEN HOSPICE IN CHIEFLAND			5	100%	5
BLUETAIL MEDICAL GROUP, LLC		4	1	20%	5
HELIX KH UC			5	100%	5
FLORIDA PRIMARY CARE AND SPORTS MEDICINE INC		2	3	60%	5
CVS NV408817POCT LAS VEGAS		1	4	80%	5
CVS HEALTH, #1994		4	1	20%	5
LAFAYETTE NURSING AND REHAB			5	100%	5
COOPER HOSPITAL/UNIVERSITY MEDICAL		5			5
HILLSBOROUGH COUNTY HEALTH DEPARTMENT			5	100%	5
COMPUNET CLINICAL LAB			5	100%	5
UNIVERSITY OF MIAMI / SCCC RESEARCH LABORATORY			5	100%	5
HERNANDO PASCO HOSPICE INC		4	1	20%	5
MCR HEALTH LAWTON CHILES ADMINISTRATION STE A		1	4	80%	5
LABS PLUS LLC		5			5
MEDEXPRESS URGENT CARE PORT HURON		4	1	20%	5
EAST BANK HOSPITAL - UNIVERSITY OF MINNESOTA MEDICAL CENTER			5	100%	5
CVS SC5479POCT INDIAN LAND		5			5
ABSOLUTE HEALTH		5			5

# COVID-19: testing by laboratory

Data through Mar 14, 2021 verified as of Mar 15, 2021 at 09:25 AM

Data in this report are provisional and subject to change.

The numbers in the table below represent the number of Florida and non-Florida residents for whom test results were received by the Department of Health. A person can be tested by more than one laboratory and can have both positive and negative results. **Therefore, the sum of the numbers in each column will be larger than the total number of people tested.**

Reporting lab	Inconclusive	Negative	Positive	Percent positive	Total
FINLAY		1	4	80%	5
SOUTHEAST GEORGIA HEALTH SYSTEM, INC D		5			5
OMNICARE PHARMACY OFTEXAS 1, LP DBA OMNICARE		5			5
SOUTHERN OCEAN MEDICAL CENTER		5			5
DOMINICAN COLLEGE STUDENT HEALTH CENTE		5			5
LAKE NONA PEDIATRICS IN ASSOCIATION WITH NEMOURS		5			5
SEASIDE MANOR			5	100%	5
MEDLAB INC		5			5
QUEST DIAGNOSTICS PSC		1	4	80%	5
QUALITY MEDICAL CARE			5	100%	5
CITY OF WEST PALM BEACH EMPLOYEE & FAMILY HEALTH		5			5
TANNER MEDICAL CENTER EAST AL		5			5
MIAMI CANCER INSTITUTE			5	100%	5
PREMIER FAMILY HEALTH PA			5	100%	5
LAKEVIEW HEALTHCARE SYSTEM LLC			5	100%	5
PM PEDIATRICS OF BAYSIDE PLLC		5			5
MEDEXPRESS URGENT CARE - WILLIAMSPORT		4	1	20%	5
UW MEDICINE VIROLOGY LAB			5	100%	5
SOUTH FLORIDA FAMILY HEALTH & RESEARCH CTR			5	100%	5
WATERTOWN URGENT CARE PLLC		5			5
GENESIS FAMILY PRACTICE		3	2	40%	5
MOULTRIE CREEK NURSING AND REHAB			5	100%	5
FLORIDA HEALTHCARE OF ORLANDO			5	100%	5
MINUTECLINIC DIAGNOSTIC OF RHODE ISLAN		5			5
OHIO DEPARTMENT OF HEALTH			5	100%	5
INDIAN RIVER PRIMARY CARE PA		5			5
PEDIATRICS OF CENTRAL FLORIDA – POINCIANA		3	2	40%	5
CYPRESS CREEK MEDICAL CENTER			5	100%	5
WILSON PEDIATRICS			5	100%	5
CVS OH3476POCT TIPP CITY		5			5
PRECISION DIAGNOSTICS INC - NJ		5			5
JACKSON SOUTH COMMUNITY HOSPITAL LAB			5	100%	5
FOUNDCARE, INC			5	100%	5
STUYVESANT URGENT CARE		5			5
HAWTHORNE HEALTH AND REHABILITATION			5	100%	5
MEDEXPRESS URGENT CARE - WEIRTON		5			5
FLORIDA CLINICAL LABORATORY - BIOREFERENCE LABORATORIES		2	3	60%	5
SIGNATURE URGENT CARE			5	100%	5
OPTUMCARE FLORIDA, LLC		3	2	40%	5
MD NOW MEDICAL CENTER INC			5	100%	5
CARESOUTH HHA HOLDINGS OF THE BAY AREA LLC□		5			5
MINUTE CLINIC DIAGNOSTIC OF VIRGINIA, LLC #1905		5			5
URGENT CARE COASTAL GA			5	100%	5
FRESENIUS KIDNEY CARE SOUTH ORLANDO			5	100%	5
MINUTECLINIC, LLC #1431		4	1	20%	5
Walker BaptistMedCtr		4	1	20%	5
DOCS URGENT CARE		1	4	80%	5

# COVID-19: testing by laboratory

Data through Mar 14, 2021 verified as of Mar 15, 2021 at 09:25 AM

Data in this report are provisional and subject to change.

The numbers in the table below represent the number of Florida and non-Florida residents for whom test results were received by the Department of Health. A person can be tested by more than one laboratory and can have both positive and negative results. **Therefore, the sum of the numbers in each column will be larger than the total number of people tested.**

Reporting lab	Inconclusive	Negative	Positive	Percent positive	Total
MID - FLORIDA PATHOLOGY LLC		1	4	80%	5
MEDEXPRESS URGENT CARE-MUNCIE		5			5
THE LITTLE CLINIC			5	100%	5
CVS PA2582POCT SPRINGFIELD		3	2	40%	5
GULF COAST VETERANS HCS PANAMA CITY OPC		5			5
BNR PHARMACY INC		5			5
THE DOCTORS CENTER HEALTHCARE-SOUTHSIDE		1	4	80%	5
RIVERVIEW ALF OPERATOR LLC			5	100%	5
WOODHULL MEDICAL AND MENTAL HEALTH CTR		5			5
DAVENPORT PEDIATRICS PA		1	4	80%	5
AEL KNOXVILLE			5	100%	5
FRESENIUS MEDICAL CARE			5	100%	5
ACM MEDICAL LABORATORY ALLIANCE		3	2	40%	5
APOLLO GARDENS RETIREMENT RESIDENCE CARE		5			5
MIAMI MEDICAL CONSULTANT PA			5	100%	5
AUGUSTA HEALTH			5	100%	5
CVS SC2736POCT MURRELLS INLET		4	1	20%	5
BROWNE MEDICAL LLC		3	2	40%	5
BOONE DRUG & HEALTHCARE AT DEERFIELD			5	100%	5
MINUTECLINIC DIAGNOSTIC OF TN, PC 6304		3	2	40%	5
FHPG_EXP CARE PALM HARBOR			5	100%	5
SANFORD SOUTH UNIVERSITY		4			4
CAPTAIN JAMES A. LOVELL FEDERAL HEALTHCARE CENTER			4	100%	4
CORIZON HEALTH INC			4	100%	4
MONROE COUNTY DEPT OF PUBLIC HEALTH ST		4			4
CONSOLIDATED LABORATORY SERVICES			4	100%	4
CVS IL8751POCT CHICAGO		4			4
ST. MARY'S HOSPITAL			4	100%	4
CULLMAN REGIONAL URGENT CARE		3	1	25%	4
PILGRIM PHARMACY INC		4			4
UNIVERISTY OF MIAMI			4	100%	4
FCHC (OB)-DARWIN SQUARE CTR.			4	100%	4
Heartland of Boynton Beach			4	100%	4
CVS PA258POCT MCKEES ROCKS		4			4
LOUISIANA DEPT. OF HEALTH AND HOSPITALS-INFECTIOUS DISEASE EPI SECTION			4	100%	4
CLINICAL PATHOLOGY LABORATORIES			4	100%	4
INTERMARKET FACILITY			4	100%	4
CVS NC2313POCT RALEIGH		3	1	25%	4
WOMEN'S CARE FLORIDA, LLC		4			4
VITAL CARE URGENT CARE			4	100%	4
DEPARTMENT OF PATHOLOGY ROME MEMORIAL		3	1	25%	4
MAILBOX DIAGNOSTICS		2	2	50%	4
APOPKA FAMILY HEALTH CENTER		3	1	25%	4
OMNICARE PHARMACY OF TEXAS 1		4			4
PANCARE HEALTH YOUNGSTOWN			4	100%	4
SOUTHEASTERN REGIONAL MEDICAL CENTER			4	100%	4
MINUTECLINIC DIAG OF IND, LLC #6472		4			4

# COVID-19: testing by laboratory

Data through Mar 14, 2021 verified as of Mar 15, 2021 at 09:25 AM

Data in this report are provisional and subject to change.

The numbers in the table below represent the number of Florida and non-Florida residents for whom test results were received by the Department of Health. A person can be tested by more than one laboratory and can have both positive and negative results. **Therefore, the sum of the numbers in each column will be larger than the total number of people tested.**

Reporting lab	Inconclusive	Negative	Positive	Percent positive	Total
LIFEHOPE LABS			4	100%	4
GILCHRIST COUNTY HEALTH DEPT			4	100%	4
MEDEXPRESS URGENT CARE- FORT WORTH N T		4			4
MARK HOANG MD PA			4	100%	4
EXTENDICARE HEALTH & REHAB CENTER		4			4
VIDANT MEDICAL CENTER			4	100%	4
MARSHFIELD LABORATORIES			4	100%	4
WALGREENS #07034		4			4
MEDEXPRESS URGENT CARE-SCOTT TOWNSHIP		3	1	25%	4
STATEN ISLAND CHAI CARE		4			4
HARBOUR ISLAND PEDIATRICS LLC			4	100%	4
GUTHRIE MEDICAL GROUP - CORNING		3	1	25%	4
NORTHERN MICHIGAN UNIVERSITY ATHLETICS		4			4
MINUTECLINIC DIAGNOSTIC OF OHIO #2964		4			4
FLORIDA CANCER SPECIALISTS AND RESEARCH		2	2	50%	4
ADVANCED URGENT CARE LLC		1	3	75%	4
PRIMECARE		2	2	50%	4
FLORIDA HEALTH CARE PLANS STIRLING CENTER			4	100%	4
MEDEXPRESS URGENT CARE - TEAYS VALLEY		3	1	25%	4
THE RETREAT AT PORT ORANGE			4	100%	4
CULLMAN REGIONAL MEDICAL CENTER		3	1	25%	4
FLORIDA HOSPITAL ALTAMONTE		2	2	50%	4
MD NOW URGENT CARE - DELRAY WEST			4	100%	4
SOUTHLAND SUITES OF LAKELAND			4	100%	4
PREMIER PEDIATRICS		1	3	75%	4
MINUTECLINIC, LLC #5707		4			4
ORANGE COUNTY HEALTH DEPARTMENT		2	2	50%	4
CVS MO5655POCT LIBERTY		1	3	75%	4
MEDEXPRESS URGENT CARE - MBURG COMMONS		4			4
L3HARRIS FAMILY MEDICAL CENTER			4	100%	4
MINUTECLINIC #2797		4			4
WE CARE - CARNIVAL CRUISELINE		4			4
MERCY URGENT CARE			4	100%	4
COMMUNITY PHYSICIANS OF NORTH PORT PA			4	100%	4
MED EXPRESS URGENT CARE PC - MARYLAND		3	1	25%	4
CVS TX10140POCT THE WOODLANDS		4			4
LUVERNE HEALTH AND REHABILITATION		4			4
CORTLAND REGIONAL MEDICAL CENTER		4			4
MEDEXPRESS URGENT CARE - TULSA, S YALE AVE		4			4
CVS NV9841POCT RENO		2	2	50%	4
MINUTECLINIC DIAGNOSTIC OF OHIO #6147		3	1	25%	4
COVENIENT CARE MEDICAL CLINIC			4	100%	4
CVS NC2771POCT CLAYTON		3	1	25%	4
HAMPTON ALF AT 24TH ROAD LLC			4	100%	4
CVS IN5696POCT FORT WAYNE		4			4
CVS MA2297677CV BOSTON		4			4
BIOTEST PLASMA CENTER		4			4

# COVID-19: testing by laboratory

Data through Mar 14, 2021 verified as of Mar 15, 2021 at 09:25 AM

Data in this report are provisional and subject to change.

The numbers in the table below represent the number of Florida and non-Florida residents for whom test results were received by the Department of Health. A person can be tested by more than one laboratory and can have both positive and negative results. **Therefore, the sum of the numbers in each column will be larger than the total number of people tested.**

Reporting lab	Inconclusive	Negative	Positive	Percent positive	Total
ManorCare Rehabilitation Center- Decatur		4			4
AFTER HOURS PEDS			4	100%	4
ELITE MEDICAL CENTER			4	100%	4
MEDEXPRESS URGENT CARE - MOUNTAIN HOME		3	1	25%	4
AURORA BAYCARE UROLOGY			4	100%	4
CVS OH6149POCT UPPER ARLINGTON		2	2	50%	4
TARPON SPRINGS PEDIATRICS, LLC			4	100%	4
WYOMING PUBLIC HEALTH LAB			4	100%	4
MINUTECLINIC DIAGNOSTIC OF VIRGINIA, LLC #1656		4			4
MASSASHUSETTS STATE LAB INSTITUTE		1	3	75%	4
MINUTECLINIC, LLC #07852		4			4
BELLIN HEALTH LAB		1	3	75%	4
MEDICAL CENTER ENTERPRISE			4	100%	4
FLORENCE - HUNTSVILLE HOSPITAL URGENT CARE		3	1	25%	4
WINCHESTER MEDICAL CENTER			4	100%	4
COMMUNITY HEALTH CENTER OF WEST PALM BEACH			4	100%	4
FAMILY MEDICINE AT WINTER PARK			4	100%	4
WEXFORD HEALTH SOURCES INC		4			4
Kroger 124 - The Little Clinic University		3	1	25%	4
UF HEALTH PATHOLOGY LABORATORIES			4	100%	4
UNION CITY MANOR NURSING CENTER		4			4
MINUTECLINIC DIAG OF IND, LLC #6648		3	1	25%	4
DTR LABS		3	1	25%	4
PDL PHARMACY CORP			4	100%	4
BOND & STEELE CLINIC PA D/B/A BOND CLINIC PA		4			4
ACCESS RECOVERY SOLUTIONS LLC			4	100%	4
ADVENTHEALTH NEW SMYRNA BEACH COMMUNITY HEALTH			4	100%	4
Crowne Health Care of Montgomery		4			4
ADVENTHEALTH MEDICAL GROUP PEDIATRICS		1	3	75%	4
REFUGE A HEALING PLACE, THE			4	100%	4
LAKE FOREST PARK OP CO LLC		4			4
MEDEXPRESS URGENT CARE-PASADENA		4			4
FAMILY MEDICAL CLINIC HOMESTEAD, LLC			4	100%	4
CHILDREN'S MEDICAL GROUP		4			4
CVS OH2342POCT WEST CHESTER		3	1	25%	4
CHILDRENS CLINIC			4	100%	4
MONTANA DEPARTMENT OF PUBLIC HEALTH & HUMAN SERVICES			4	100%	4
CVS OH3458POCT BEAVERCREEK		4			4
MEDEXPRESS URGENT CARE - WICHITA, S SENECA ST		2	2	50%	4
BROOKDALE WEST BOYNTON BEACH		4			4
MINUTECLINIC DIAGNOSTIC OF NORTH CAROLINA PC #7054		3	1	25%	4
Loretto Health and Rehabilitation Center		4			4
SunTerrace Health Care Center		3	1	25%	4
BETHPAGE EXTENDED HOURS CENTER		4			4
MINUTECLINIC DIAG OF IND LLC #6840		4			4
AIREVAC INTERNATIONAL		4			4
HEART OF FLORIDA HEALTH CENTER INC		1	3	75%	4

# COVID-19: testing by laboratory

Data through Mar 14, 2021 verified as of Mar 15, 2021 at 09:25 AM

Data in this report are provisional and subject to change.

The numbers in the table below represent the number of Florida and non-Florida residents for whom test results were received by the Department of Health. A person can be tested by more than one laboratory and can have both positive and negative results. **Therefore, the sum of the numbers in each column will be larger than the total number of people tested.**

Reporting lab	Inconclusive	Negative	Positive	Percent positive	Total
ADVENTHEALTH CELEBRATION EMPLOYEE CLINIC		4			4
GASTROENTEROLOGY ASSOC OF PENSACOLA, PA		2	2	50%	4
LPG COCONUT POINT - FAMILY/ INTERNAL MEDICINE		4			4
ELIZABETH CITY HEALTH & REHABILITATION		4			4
MINUTECLINIC DIAGNOSTIC MED GRP OF SAN		3	1	25%	4
ENCOMPASS HOME HEALTH		4			4
CVS TX8387POCT AUSTIN		4			4
CVS AZ9210POCT SCOTTSDALE		4			4
MEDEXPRESS URGENT CARE LAVALE		4			4
DASCENA LABORATORY			4	100%	4
CAREWELL 202			4	100%	4
SUMNER REGIONAL MEDICAL CENTER		3	1	25%	4
THE OASIS ALF		4			4
CLINICAL ASSOCIATES OF ORLANDO LLC		4			4
CVS MD1881POCT DUNKIRK		4			4
MEDEXPRESS URGENT CARE - WALDORF, CRAIN HWY		4			4
CITY OF LAKE MARY EMPLOYEE HEALTH CENTER		4			4
CVS OH3393POCT AURORA		3	1	25%	4
BIOREFERENCE LABORATORIES			4	100%	4
DERMATOLOGY SPECIALISTS OF FL - DR. JON WARD			4	100%	4
CVS TN4624POCT KNOXVILLE		3	1	25%	4
CELEBRATION PEDIATRICS			4	100%	4
INDUSTRY LAB DIAGNOSTIC PARTNERS			4	100%	4
PEACEHEALTH LABORATORIES		3	1	25%	4
KENTUCKY CABINET FOR HEALTH AND FAMILY SERVICES			4	100%	4
MEMORIAL HEALTH CARE SYSTEMS			4	100%	4
POWERS PEDIATRICS			4	100%	4
PRINCETON BMC LABORATORY		4			4
OPTUM OF RED ROAD		4			4
UNIVERSITY OF WASHINGTON MEDICAL CENTER (UWMC) EMERGENCY DEPT.			4	100%	4
Hillspring of Springboro		4			4
URGENT CARE - OCONEE		2	2	50%	4
SINAI PLAZA NURSING AND REHAB CENTER			4	100%	4
BENEVA LAKES HEALTHCARE & REHAB CENTER			4	100%	4
MINUTECLINIC DIAG OF IND, LLC #10190		4			4
OHIO CVS STORES		3	1	25%	4
MEDEXPRESS URGENT CARE - FREDERICK		4			4
PHYSICIANS QUALITY CARE			4	100%	4
AHC of McKenzie		4			4
CAREATC, INC.			4	100%	4
MINUTECLINIC MINUTECLINIC #3665		4			4
Westminster Manor		3	1	25%	4
MINUTECLINIC DIAG OF IND, LLC #8645		4			4
MEDFIRST URGENT CARE			4	100%	4
CVS PA1193POCT JENKINTOWN		4			4
HUNT CLUB MEDICAL CARE			4	100%	4
NORTH OKALOOSA CLINIC CORP		1	3	75%	4

# COVID-19: testing by laboratory

Data through Mar 14, 2021 verified as of Mar 15, 2021 at 09:25 AM

Data in this report are provisional and subject to change.

The numbers in the table below represent the number of Florida and non-Florida residents for whom test results were received by the Department of Health. A person can be tested by more than one laboratory and can have both positive and negative results. **Therefore, the sum of the numbers in each column will be larger than the total number of people tested.**

Reporting lab	Inconclusive	Negative	Positive	Percent positive	Total
CAPITAL HEALTH LABORATORY INC			4	100%	4
Kroger 125 - The Little Clinic Castle Rock		3	1	25%	4
MINUTECLINIC DIAGNOSTIC OF WISCONSIN, LLC		4			4
MEDEXPRESS URGENT CARE, FAIRMONT		4			4
WALGREENS #07936		4			4
MEDEXPRESS - NEWARK		4			4
PRL NYC PANDEMIC RESPONSE LAB			4	100%	4
DYNACARE LABORATORIES			4	100%	4
CVS KY4779POCT LOUISVILLE		3	1	25%	4
CVS MINUTE CLINIC DIAGNOSTIC OF TEXAS		3	1	25%	4
CVS GA2841POCT LAWRENCEVILLE		4			4
TAPESTRY TALLAHASSEE WALDEN		4			4
OKLAHOMA STATE UNIVERSITY DIAGNOSTIC LAB			4	100%	4
Mill Valley Care Center		4			4
CHIEFLAND MEDICAL CENTER			4	100%	4
REGIONAL MEDICAL LAB			4	100%	4
CVS NY549POCT RIDGEWOOD		2	2	50%	4
MEDEXPRESS URGENT CARE - SOUTH PARKERSBURG		4			4
CAPE COD HOSPITAL			4	100%	4
CVS MD1515POCT LEONARDTOWN		3	1	25%	4
MEDEXPRESS URGENT CARE - KOKOMO		4			4
CENTERPLACE HEALTH, INC			4	100%	4
SOUTHWESTERN REGIONAL MEDICAL CENTER - TULSA		4			4
BLOOMIN BRANDS WELLNESS CENTER		3	1	25%	4
INTRACOASTAL LABS INC		4			4
CVS CT718POCT ANSONIA		4			4
WESLEY CHAPEL INTERNAL MEDICINE AND PEDIATRICS			4	100%	4
HENDRY/GLADES COUNTY HEALTH DEPARTMENT		3	1	25%	4
Grace Rehabilitation of Vero Beach		4			4
EPI			4	100%	4
SOUTH FLORIDA PEDIATRIC PARTNERS			4	100%	4
EMORY UNIVERSITY HOSPITAL		1	3	75%	4
CONSULATE HEATH CARE AT WEST ALTAMONTE			4	100%	4
MD ANDERSON CANCER CENTER DI BAY AREA			4	100%	4
HCR ManorCare Greentree		4			4
ADVANCED PEDIATRICS OF BOCA LLC			4	100%	4
MEDEXPRESS URGENT CARE - SUMMERSVILLE, WEBSTER RD		4			4
MINUTECLINIC DIAG OF IND, LLC #6910		4			4
TRIDENT BIOMETRICS		3	1	25%	4
Robert Wood Johnson University Hospital		3	1	25%	4
MINUTECLINIC DIAGNOSTIC OF SC, LLC #4		4			4
CVS NJ836POCT RUNNEMEDE		4			4
IMIC INC RESEARCH			4	100%	4
ROAN DRUG COMPANY LLC		4			4
ELDER ALTERNATIVES INC		3	1	25%	4
Bon Secours Place		3	1	25%	4
Millennium Nursing & Rehab Center		4			4

# COVID-19: testing by laboratory

Data through Mar 14, 2021 verified as of Mar 15, 2021 at 09:25 AM

Data in this report are provisional and subject to change.

The numbers in the table below represent the number of Florida and non-Florida residents for whom test results were received by the Department of Health. A person can be tested by more than one laboratory and can have both positive and negative results. **Therefore, the sum of the numbers in each column will be larger than the total number of people tested.**

Reporting lab	Inconclusive	Negative	Positive	Percent positive	Total
ADVENT HEALTH - TUSKAWILLA		4			4
ALVARO J DANGOND MD PA		4			4
ManorCare Health Services Camp Hill		4			4
CVS SC2269POCT COLUMBIA		3	1	25%	4
RELIANT ACUTE CARE			4	100%	4
ASCENSION ST VINCENT'S MEDICAL CENTER		3	1	25%	4
MEDICINE SHOPPE #1306 THE		3	1	25%	4
MEDEXPRESS URGENT CARE - MARKHAM STREE		3	1	25%	4
CVS NJ862POCT MARLBORO		4			4
MINUTE-CLINIC DIAGNOSTIC OF VIRGINIA,		4			4
MEDEXPRESS URGENT CARE HUNTINGTON		4			4
MINUTECLINIC DIAGNOSTIC MED GRP OF ORA		3	1	25%	4
DEPARTMENT OF HEALTH AND HUMAN SERVICES		2	2	50%	4
Metro West Nursing and Rehab			4	100%	4
CVS PA1296POCT DREXEL HILL		3	1	25%	4
CVS GA2236POCT WOODSTOCK		4			4
USCG SECTOR ST PETE		1	3	75%	4
IVY CREEK URGENT CARE OF ENTERPRISE			4	100%	4
BEECHTREE MOLECULAR LAB LLC			4	100%	4
PLAINVIEW PRIMARY CARE		4			4
NAVAL MEDICAL CENTER SAN DIEGO			4	100%	4
MINUTECLINIC OF NEVADA-2955 S FT APACH		4			4
Oakwood - North Baldwins Center for Living		4			4
EXPRESS TESTING-ONE			4	100%	4
CFP PHYSICIANS GROUP			4	100%	4
CVS CA8850POCT HUNTINGTON BEACH		3	1	25%	4
MEDEXPRESS - NEW CASTLE, DUPONT HWY		4			4
SHARP MEMORIAL HOSPITAL MICROBIOLOGY DEPT			4	100%	4
MAINE DEPARTMENT OF HEALTH AND HUMAN SERVICES			4	100%	4
FLORIDA MEDICAL CLINIC -INTERNAL MED DADE CITY			4	100%	4
CELAL GUROL ERBAY, MD			4	100%	4
CVS SC4286POCT EASLEY		2	2	50%	4
PALM BEACH CANCER INSTITUTE			4	100%	4
NEULIFE NEUROLOGICAL SERVICES LLC			4	100%	4
Kroger 959 - The Little Clinic Carmel		4			4
SIGNATURE CARE EMERGENCY CENTER		2	2	50%	4
QUEENS UNIVERSITY OF CHARLOTTE		4			4
LAKE MARY PEDIATRICS			4	100%	4
MEDEXPRESS - WILMINGTON CONCORD PIKE		3	1	25%	4
Kroger 895 - The Little Clinic Green Hills		4			4
Health Care Center of Jacksonville			4	100%	4
PORT ORANGE NURSING & REHAB			4	100%	4
HARBORCHASE OF VILLAGES CROSSING			4	100%	4
MINUTECLINIC DIAG OF IND LLC #1367		4			4
COMPREHENSIVE CLINICAL RESEARCH, LLC			4	100%	4
REELFOOT FAMILY WALK IN CLINIC		3	1	25%	4
CVS TX7821POCT LEAGUE CITY		4			4

# COVID-19: testing by laboratory

Data through Mar 14, 2021 verified as of Mar 15, 2021 at 09:25 AM

Data in this report are provisional and subject to change.

The numbers in the table below represent the number of Florida and non-Florida residents for whom test results were received by the Department of Health. A person can be tested by more than one laboratory and can have both positive and negative results. **Therefore, the sum of the numbers in each column will be larger than the total number of people tested.**

Reporting lab	Inconclusive	Negative	Positive	Percent positive	Total
INFINITI LABS INC			4	100%	4
Atlanta VAMC		3	1	25%	4
CVS NC5532POCT SUMMERFIELD		4			4
RML PHARMACY PC		4			4
SOUTH FLORIDA RESEARCH ORGANIZATION			4	100%	4
MINUTECLINIC DIAGNOSTIC OF OHIO #4401		4			4
INVERNESS FAMILY CARE HIGH RISK PLLC			4	100%	4
REHABILITATION CENTER OF WINTER PARK,THE			4	100%	4
FLORIDA HEART AND VASCULAR			4	100%	4
CVS IL8747POCT CHICAGO		4			4
AFFINITY URGENT CARE			4	100%	4
STONE CLINICAL LABORATORIES OF FL LLC		4			4
MINUTECLINIC, LLC #1452		4			4
State Lab Unspecifd			4	100%	4
OVIEDO CHILDRENS HEALTH CENTER LLC		1	3	75%	4
MIAMI COMMUNITY HEALTH CENTER INC		1	3	75%	4
LEON MEDICAL CENTERS, LLC			4	100%	4
CRESTAR LABS		2	2	50%	4
MD ANDERSON			4	100%	4
DIAGNOSTIC & MEDICAL SPECIALISTS OF GREENWICH		2	2	50%	4
Kroger 339 - The Little Clinic Highlands - Bardstown Road		4			4
NASSAU UNIVERSITY MEDICAL CENTER DEPT		3	1	25%	4
MINUTECLINIC DIAGNOSTIC OF PENNSYLVAN		3	1	25%	4
CARENOW URGENT CARE - WINTER SPRINGS		3	1	25%	4
CARE ONE PRIMARY CARE			4	100%	4
MEDEXPRESS URGENT CARE PLEASANT HILLS		3	1	25%	4
NOT GIVEN		1	3	75%	4
FLORIDA MEDICAL ASSOCIATES LLC			4	100%	4
PHYSICIANS IMMEDIATE CARE AURORA			4	100%	4
Kroger 752 - The Little Clinic Central Station		3	1	25%	4
FAMILY MEDICINE AT WATERMAN		4			4
PINELLAS POINT NURSING AND REHAB			4	100%	4
MINNESOTA DEPARTMENT OF HEALTH LABORATORY	1		3	75%	4
CVS MA394POCT SEEKONK		4			4
LATCHER LABORATORY OF A O FOX MEMORIAL		2	2	50%	4
PM PEDIATRICS OF SELDEN PLLC		4			4
MINUTE CLINIC #8979		4			4
CLINICAL LABORATORIES OF THE BUFFALO		3	1	25%	4
Willowbrooke Court at Country House		4			4
TRUE HEALTH- HOFFNER		3	1	25%	4
UNIVERSITY OF MIAMI STUDENT HEALTH SERVICE			4	100%	4
CVS IN6713POCT BLOOMINGTON		4			4
NEMOURS CHILDREN'S CLINIC			4	100%	4
CVS NV2928POCT LAS VEGAS		4			4
MEMORIAL HEALTHCARE SYSTEM		1	3	75%	4
MONROE URGENT CARE		3	1	25%	4
HEALTHY MINORS PEDIATRIC URGENT CARE		4			4

# COVID-19: testing by laboratory

Data through Mar 14, 2021 verified as of Mar 15, 2021 at 09:25 AM

Data in this report are provisional and subject to change.

The numbers in the table below represent the number of Florida and non-Florida residents for whom test results were received by the Department of Health. A person can be tested by more than one laboratory and can have both positive and negative results. **Therefore, the sum of the numbers in each column will be larger than the total number of people tested.**

Reporting lab	Inconclusive	Negative	Positive	Percent positive	Total
BAYLOR ESOTERIC AND MOLECULAR LAB			4	100%	4
ACCENT PHYSICIAN SPECIALISTS PA		4			4
PANCARE HEALTH - PONCE DE LEON			4	100%	4
ARCPPOINT LABS OF FORT LAUDERDALE, FL CENTRAL		1	3	75%	4
JFK INTERNAL MEDICINE FACULTY PRACTICE		2	2	50%	4
WILLIAM A HINTON STATE LABORATORY INSTITUTE		1	3	75%	4
THONOTOSASSA COMMUNITY HEALTH CENTER		1	3	75%	4
FHCP - ORMOND BEACH			4	100%	4
MEDEXPRESS URGENT CARE SHADYSIDE		3	1	25%	4
HOME DOCS		2	2	50%	4
BAPTIST HEALTH MEDICAL CENTER			4	100%	4
CAREWELL URGENT CARE			4	100%	4
MINUTECLINIC DIAGNOSTIC OF KANSAS PA		4			4
TMH PHYSICIAN PARTNERS SOUTHWOOD		1	3	75%	4
RIVER CITY MEDICAL ASSOCIATES INC			4	100%	4
CVS GA7064POCT STOCKBRIDGE		4			4
ST PETE DIRECT PRIMARY CARE		2	2	50%	4
DEACONESS HOSPITAL			4	100%	4
DHMD		4			4
CVS CA9715POCT THOUSAND OAKS		4			4
OCALA REGIONAL KIDNEY CENTER EAST		2	2	50%	4
DIAMOND SPEEDWAY DIALYSIS		1	3	75%	4
CVS SC5550POCT CLOVER		3	1	25%	4
BARTON MEMORIAL HOSPITAL		3	1	25%	4
SONIC REFERENCE LABORATORY			4	100%	4
HEALTHCARE NETWORK OF SOUTHWEST FLORIDA			4	100%	4
FISHERMEN'S HOSPITAL			4	100%	4
CVS PA813POCT RICHBORO		4			4
PARADIGM LABORATORIES			4	100%	4
DISCOVERY VILLAGE AT DEERWOOD			4	100%	4
BUCKINGHAM PLACE ALF		4			4
SIGNATURE CARE MONTROSE		2	2	50%	4
RHEA MEDICAL CENTER		4			4
ASCENDI HOME HEALTH AGENCY INC			4	100%	4
Park Ridge Nursing Center		3	1	25%	4
JOSEF SCHENKER, MD, PC		4			4
LIFE CARE HOME HEALTH SERVICES LLC		1	3	75%	4
MEDEXPRESS URGENT CARE - SOMERSET TOWNSHIP		4			4
DEPARTMENT OF HEALTH/ NEW YORK			4	100%	4
MEDEXPRESS URGENT CARE - LOGAN		4			4
GENUS DIAGNOSTICS			4	100%	4
PARKWAY DRUGS OF ONEIDA COUNTY NORTH I		3	1	25%	4
MINUTECLINIC DIAG OF IND LLC #1138		3	1	25%	4
Calusa Harbour			4	100%	4
UNC HOSPITAL/MCLENDON CLINICAL LABORATORIES			4	100%	4
GENEVA GENERAL HOSPITAL LABORATORY		3	1	25%	4
SANFORD MOBILE LAB			3	100%	3

# COVID-19: testing by laboratory

Data through Mar 14, 2021 verified as of Mar 15, 2021 at 09:25 AM

Data in this report are provisional and subject to change.

The numbers in the table below represent the number of Florida and non-Florida residents for whom test results were received by the Department of Health. A person can be tested by more than one laboratory and can have both positive and negative results. **Therefore, the sum of the numbers in each column will be larger than the total number of people tested.**

Reporting lab	Inconclusive	Negative	Positive	Percent positive	Total
PUBLIC HEALTH TRUST OF MIAMI DADE COUNTY			3	100%	3
COL CROSSROAD		1	2	67%	3
MEDEXPRESS URGENT CARE - WAXAHACHIE, N HIGHWAY 77		1	2	67%	3
WALGREENS #07502		3			3
Kroger 571 - The Little Clinic Hendersonville		1	2	67%	3
MT CARMEL PHARMACY INC		3			3
PEDIATRICS BY THE SEA JOG RD OFFICE			3	100%	3
WEST TN HEALTH MED NORTH		3			3
VIRGINIA DEPARTMENT OF HEALTH DIVISION OF			3	100%	3
PEDIATRICS AND ADOLESCENT MEDICINE		2	1	33%	3
BRENTWOOD SENIOR LIVING AT ST PETE			3	100%	3
KISSIMMEE URGENT CARE		3			3
MEDEXPRESS URGENT CARE-CLOQUET		3			3
AZALEALAND NURSING HOME		3			3
MEDEXPRESS URGENT CARE NORWIN		3			3
Englewood Health and Rehab			3	100%	3
CVS CA9803POCT RIVERSIDE		3			3
UNITY HEALTH AND REHABILITATION CENTER			3	100%	3
MEDICAL CENTER OF CENTRAL GEORGIA			3	100%	3
LAURELLWOOD NURSING CENTER		1	2	67%	3
PRISMA HEALTH MIDLANDS			3	100%	3
SOFTCELL L-FORM LABORATORIES, LLC			3	100%	3
NEW YORK PHYSICIANS LLP		3			3
ADVICE FOR OPTIMAL WELLNESS, INC			3	100%	3
MINUTECLINIC DIAG OF IND, LLC #6483		1	2	67%	3
PATIENT FIRST - ALLENTOWN			3	100%	3
MARION COUNTY FIRE RESCUE		3			3
BETTERMED URGENT CARE			3	100%	3
Kroger 448 - The Little Clinic Mason		3			3
HOUSTON METHODIST HOSPITAL			3	100%	3
FULGENT GENETICS HOUSTON		3			3
MALABAR FAMILY PRACTICE		1	2	67%	3
SUMMIT MEDICAL GROUP – WEST ORANGE		3			3
LEXINGTON MEDICAL CENTER		1	2	67%	3
RUSSELL SAGE COLLEGE WELLNESS CENTER		3			3
BAPTIST OUTPATIENT SERVICES			3	100%	3
GYN PATH SERVICES			3	100%	3
AMI ST FRANCIS HOSPITAL LABORATORY		2	1	33%	3
RAPID CITY RUGENT CARE			3	100%	3
CVS IN7653POCT EVANSVILLE		2	1	33%	3
IOWA DEPARTMENT OF PUBLIC HEALTH			3	100%	3
MEDICAL CITY DALLAS HOSPITAL			3	100%	3
SKYLINE UROLOGY		3			3
STRINGFELLOW MEMORIAL HOSPITAL		3			3
ESCO DRUG CO INC		3			3
CTRS			3	100%	3
ERIE COUNTY PUBLIC HEALTH CLINICAL		3			3

# COVID-19: testing by laboratory

Data through Mar 14, 2021 verified as of Mar 15, 2021 at 09:25 AM

Data in this report are provisional and subject to change.

The numbers in the table below represent the number of Florida and non-Florida residents for whom test results were received by the Department of Health. A person can be tested by more than one laboratory and can have both positive and negative results. **Therefore, the sum of the numbers in each column will be larger than the total number of people tested.**

Reporting lab	Inconclusive	Negative	Positive	Percent positive	Total
CARENOW-LEBANON		1	2	67%	3
Kroger 186 - The Little Clinic Holiday Manor		2	1	33%	3
WALGREENS NO 19542		3			3
ALLIANCE LABS @LRMC			3	100%	3
MY WELLNESS EXPRESS			3	100%	3
MEDFUSION		2	1	33%	3
F W HUSTON MEDICAL CENTER SENIOR LIVIN		3			3
BROOKDALE OAKBRIDGE		1	2	67%	3
SEACOAST PATHOLOGY PROFESSIONAL ASSOC		3			3
BAPTIST PRIMARY CARE FERNANDINA BEACH			3	100%	3
LRHS Florida Poly Tech		3			3
WEST COCOA PHARMACY			3	100%	3
CVS PA5241POCT CHALFONT		3			3
NYU WINTHROP LABORATORY		3			3
SAVANNAH COVE		3			3
Good Samaritan Society - Fairfield Glade		3			3
SPRING LAKE REHABILITATION CENTER			3	100%	3
TMH PHYSICIAN PARTNERS BLOUNTSTOWN			3	100%	3
MEDEXPRESS URGENT CARE- COLUMBIA HEIGH		3			3
EXPEDIAN URGENT CARE			3	100%	3
SURETOX LABORATORY LLC		2	1	33%	3
LEESBURG REGIONAL MEDICAL CENTER URGENT CARE			3	100%	3
CLINICAL CARE ASSOCIATES, INC			3	100%	3
PHYSICIANS CARE INC		1	2	67%	3
J AND J VISTAKON EMPLOYEE HEALTH CENTER		2	1	33%	3
VICAR'S LANDING NURSING HOME		2	1	33%	3
Walgreens #5984		3			3
SEMINOLE FAMILY HEALTH CENTER		3			3
CCRX OF NORTH CAROLINA, LLC		2	1	33%	3
LAKESIDE HOSPITAL BELLE GLADE			3	100%	3
YORK HOSPITAL - LABORATORY			3	100%	3
MINUTE-CLINIC DIAGNOSTIC OF VIRGINIA, LLC #3949		3			3
LIFE CARE CENTER OF SKAGIT VALLEY		3			3
MEADOWS AT CYPRESS GARDENS, THE		3			3
ALOHA HOME CARE LLC DBA ACCENTCARE HOME HEALTH OF		3			3
LEESBURG COMMUNITY HEALTH CENTERS			3	100%	3
CLINICAL CARE CENTER, INC			3	100%	3
MC DIAGNOSTIC OF CONNECTICUT, PC #114		3			3
PICHARDO CLINIC, THE		1	2	67%	3
PREMIER FAMILY AND SPORTS MEDICINE		2	1	33%	3
MINUTECLINIC DIAGNOSTIC OF NEW MEXICO LLC #7552		3			3
NORTHWEST FLORIDA CLINICAL LAB		1	2	67%	3
UNIVERSITY OF KANSAS MEDICAL CENTER			3	100%	3
HARBORCHASE OF GAINESVILLE			3	100%	3
MED FUSION			3	100%	3
INTERCOASTAL FAMILY PRATICE		1	2	67%	3
HARBORCHASE OF STUART			3	100%	3

# COVID-19: testing by laboratory

Data through Mar 14, 2021 verified as of Mar 15, 2021 at 09:25 AM

Data in this report are provisional and subject to change.

The numbers in the table below represent the number of Florida and non-Florida residents for whom test results were received by the Department of Health. A person can be tested by more than one laboratory and can have both positive and negative results. **Therefore, the sum of the numbers in each column will be larger than the total number of people tested.**

Reporting lab	Inconclusive	Negative	Positive	Percent positive	Total
NORTH CAROLINA DEPT OF HEALTH & HUMAN SRVCS STATE LAB OF PUBLIC HEALTH			3	100%	3
CVS MA1095POCT AMHERST		3			3
MERCY HOSPITAL			3	100%	3
SCIENTIFIC LABORATORY DIVISION			3	100%	3
MUNSON MEDICAL CENTER			3	100%	3
ANN STORCK CENTER INC		3			3
MINUTECLINIC DIAG OF IND, LLC #5369		2	1	33%	3
DOCTORS HOSPITAL RENAISSANCE			3	100%	3
BRANDON REGIONAL EMERGENCY CTR			3	100%	3
MEDICAL UNIVERSITY SC HOSPITAL			3	100%	3
GARCIA MORALES NELSON			3	100%	3
BRIGHAM AND WOMEN'S HOSPITAL			3	100%	3
COASTAL SKIN SURGERY AND DERMATOLOGY PL		3			3
QUALITY LABORATORY SERVICE		2	1	33%	3
MINUTECLINIC DIAGNOSTIC OF MICHIGAN, P		3			3
CENTURY LINK SPORTS COMPLEX			3	100%	3
CVS NJ837POCT MARLTON		3			3
MONTANA PUBLIC HEALTH LAB			3	100%	3
NEBRASKA DEPARTMENT OF HEALTH AND HUMAN SERVICES			3	100%	3
ALLIANCE FOR MULTISPECIALTY RESEARCH		3			3
MARINA ISLE ASSISTED LIVING		3			3
WELLMED AT APOLLO BEACH BLVD		1	2	67%	3
HAVEN CUSTEAD CARE CENTER			3	100%	3
ROANE MEDICAL CENTER		2	1	33%	3
Wynfield Park Health and Rehabilitation		3			3
ACL LABORATORIES INDUSTRIAL TOXICOLOGY			3	100%	3
CVS OH6123POCT CINCINNATI		2	1	33%	3
Cleveland Clinic Weston			3	100%	3
Kroger 093 - The Little Clinic Stapleton		2	1	33%	3
THE OASIS BEACHSIDE		3			3
TRUE HEALTH - LAKE UNDERHILL		3			3
FLORIDA MENTOR-POINT WEST CLUSTER		3			3
TIFTON CARECONNECT URGENT CARE			3	100%	3
VA PRIMARY CARE ANNEX			3	100%	3
ADVENTHEALTH SEBRING- INFECTION CONTROL DEPARTMENT			3	100%	3
Bainbridge Health and Rehab		3			3
MANORCARE NURSING & REHABILITATION CENTER-NAPLES		3			3
WINDSOR AT OCALA		2	1	33%	3
CARESPOT-WELLINGTON			3	100%	3
STEAMBOAT EMERGENCY CENTER			3	100%	3
NEMOURS CHILDRENS PRIMARY CARE HORIZON WEST			3	100%	3
CVS IN6757POCT COLUMBUS		3			3
MEDIC INFUSION PA		3			3
PANCARE HEALTH - FRANKLIN CO			3	100%	3
AFC URGENT CARE/FARRAGUT			3	100%	3
BAYSIDE URGENT CARE CENTER INC			3	100%	3
NHC HealthCare, Cookeville		3			3

# COVID-19: testing by laboratory

Data through Mar 14, 2021 verified as of Mar 15, 2021 at 09:25 AM

Data in this report are provisional and subject to change.

The numbers in the table below represent the number of Florida and non-Florida residents for whom test results were received by the Department of Health. A person can be tested by more than one laboratory and can have both positive and negative results. **Therefore, the sum of the numbers in each column will be larger than the total number of people tested.**

Reporting lab	Inconclusive	Negative	Positive	Percent positive	Total
FAMILY TREE MEDICAL GROUP PA		2	1	33%	3
MARRA'S PHARMACY		3			3
MINUTECLINIC DIAGNOSTIC OF WISCONSIN,		3			3
BROOKDALE LAKE MARY			3	100%	3
Kroger 768 - The Little Clinic Leestown Rd		2	1	33%	3
CABELL HUNTINGTON HOSPITAL CLINICAL LAB			3	100%	3
CAMPAZZI CONCIERGE MEDICAL SERVICES		2	1	33%	3
THOMAS LANGLEY			3	100%	3
COMMUNICABLE DISEASE CONTROL/PUBLIC HEALTH EMERGENCY PREPAREDNESS			3	100%	3
GROVES CENTER			3	100%	3
Kroger 635 - The Little Clinic Dacula		3			3
BAPTIST HOSPITAL NURSING/PATIENT CARE			3	100%	3
HALIFAX HEALTH CARE FOR WOMEN		3			3
Bethany Health and Rehab		3			3
LINCOLN MEDICAL CENTER		3			3
Kroger 522 - The Little Clinic Gahanna		2	1	33%	3
ASPEN VALLEY HOSPITAL			3	100%	3
LB Broen Home		3			3
FIRST CARE - MIDDLESBORO			3	100%	3
CGH MEDICAL CENTER			3	100%	3
NATURE COAST PRIMARY CARE LAB LLC			3	100%	3
VIRTUA MEMORIAL HOSPITAL BURLINGTON COUNTY		1	2	67%	3
H/L of WEst AShley Rhability and Nursing Center		3			3
ORCHID COVE DAYTONA			3	100%	3
AFFORDABLE PRIMARY CARE LLC		3			3
FLORIDA GASTROENTEROLOGY ASSOCIATES PA		3			3
CVS IL4778POCT EVANSTON		3			3
COVENANT PEDIATRICS		1	2	67%	3
UHEALTH JACKSON URGENT CARE - CUTLER BAY		1	2	67%	3
CVS MO10053POCT SAINT PETERS		3			3
MARTHA A PRICE MD PA		1	2	67%	3
LAHEY CLINIC MEDICAL CENTER			3	100%	3
OPENTRONS PRL		2	1	33%	3
CVS MN6811POCT PLYMOUTH		3			3
MARYLAND STATE DEPT OF HEALTH	2		1	33%	3
ADVANCED PEDIATRICS			3	100%	3
ACCESS HEALTH CARE		2	1	33%	3
SPARROW CENTRAL LAB			3	100%	3
BOLING, STEPHANIE		3			3
PINELLAS PARK HEALTH CENTER - PINELLAS CHD		1	2	67%	3
LEE CONVENIENT CARE AT SUMMERLIN			3	100%	3
SHANDS AT LAKE SHORE LAB		1	2	67%	3
BAYCARE MEDICAL GROUP, INC		3			3
SEWALLS POINT PHARMACY INC		2	1	33%	3
CVS MO4850POCT SPRINGFIELD		3			3
LEE MEMORIAL HOSPITAL BLOOD GAS LAB			3	100%	3
TARRANT COUNTY PUBLIC HEALTH		3			3

# COVID-19: testing by laboratory

Data through Mar 14, 2021 verified as of Mar 15, 2021 at 09:25 AM

Data in this report are provisional and subject to change.

The numbers in the table below represent the number of Florida and non-Florida residents for whom test results were received by the Department of Health. A person can be tested by more than one laboratory and can have both positive and negative results. **Therefore, the sum of the numbers in each column will be larger than the total number of people tested.**

Reporting lab	Inconclusive	Negative	Positive	Percent positive	Total
UNIVERSITY OF MICHIGAN		2	1	33%	3
Greystone Health Care Center		3			3
MEDEXPRESS URGENT CARE-ARLINGTON		2	1	33%	3
OLEAN GENERAL HOSPITAL		3			3
Westside Terrace		3			3
ADVANCED MEDICAL RESEARCH CENTER LLC			3	100%	3
CARENOW-ATASCOCITA			3	100%	3
BROOKDALE SENIOR LIVING			3	100%	3
LOCH HAVEN PEDIATRICS			3	100%	3
MINUTECLINIC, LLC #05814		3			3
DOUGLASVILLE NURSING AND REHABILITATIO		3			3
HEPATOLOGY DIAGNOSTIC LAB			3	100%	3
ALABAMA DEPT PUBLIC HEALTH			3	100%	3
MEDEXPRESS URGENT CARE, HERMITAGE		1	2	67%	3
ST LUCIE COUNTY HEALTH DEPARTMENT		2	1	33%	3
BOONES CREEK URGENT CARE		1	2	67%	3
DACH MAIN LAB			3	100%	3
GONZALEZ MD AND ASWAD MD HEALTH SERVICES			3	100%	3
CVS PA1657POCT YORK		2	1	33%	3
Kroger 758 - The Little Clinic Providence		3			3
MEDEXPRESS URGENT CARE - LITTLE ROCK		2	1	33%	3
WAL-MART STORES EAST LP		2	1	33%	3
CVS GA5637POCT VILLA RICA		3			3
CVS IN3975POCT JEFFERSONVILLE		2	1	33%	3
COVID PROCESSING SITE			3	100%	3
CVS CA9721POCT ARCADIA		3			3
Kroger 592 - The Little Clinic Alexander Plaza		2	1	33%	3
COVANCE CLS			3	100%	3
FELICIDAD MEDICAL CENTER INC			3	100%	3
BROOME COUNTY HEALTH DEPARTMENT		2	1	33%	3
CALLE OCHO DIALYSIS			3	100%	3
CVS SC7334POCT LEXINGTON		3			3
INTERNAL MEDICINE AND WOUND CARE SPECIALIST LLC		3			3
ST LUKES HOSPITAL LABORATORY		2	1	33%	3
ENCOMPASS HEALTH REHABILITATION OF ALTAMONTE			3	100%	3
Broadview Multi-Care Center		3			3
MEDEXPRESS URGENT CARE - WEST ST PAUL, ROBERT ST S		3			3
Gracemore Nursing and Rehab		3			3
SOLERA SPECIALTY PHARMACY LLC		2	1	33%	3
NEW YORK STATE DEPARTMENT OF HEALTH		1	2	67%	3
PROPATH			3	100%	3
CVS RI326POCT NORTH SMITHFIELD		3			3
ST JOSEPH'S HOSPITAL NORTH LABORATORY			3	100%	3
Rosedale Green		3			3
PROVIDENCE LABORATORY SERVICES		3			3
MEDEXPRESS URGENT CARE - LEDGEWOOD		3			3
CVS MINUTE CLINIC DIAGNOSTIC MED GRP OF CAL		3			3

# COVID-19: testing by laboratory

Data through Mar 14, 2021 verified as of Mar 15, 2021 at 09:25 AM

Data in this report are provisional and subject to change.

The numbers in the table below represent the number of Florida and non-Florida residents for whom test results were received by the Department of Health. A person can be tested by more than one laboratory and can have both positive and negative results. **Therefore, the sum of the numbers in each column will be larger than the total number of people tested.**

Reporting lab	Inconclusive	Negative	Positive	Percent positive	Total
THE PATHOLOGY LABORATORY		1	2	67%	3
HIALEAH SHORES NURSING AND		2	1	33%	3
MINUTECLINIC # 21110		1	2	67%	3
LIVINGSTON COUNTY DEPT OF HEALTH REPRO			3	100%	3
HARBOUR'S EDGE		2	1	33%	3
GENDERXPRESS/PICTURE ME PERFECT IMAGING			3	100%	3
PARRISH MEDICAL CENTER-WAIVED TESTING		3			3
COMMUNITY MEDICAL CENTER			3	100%	3
CVS SC1540POCT MYRTLE BEACH		2	1	33%	3
MIDWAY SPECIALTY CARE RX LLC		1	2	67%	3
SOUTH COUNTY MENTAL HEALTH CENTER INC			3	100%	3
QHG OF ENTERPRISE INC (DBA MEDICAL CTR		3			3
NORTH SHORE HOSP. INFECTION CONTROL			3	100%	3
CVS KS676POCT LAWRENCE		2	1	33%	3
ADVENT HEALTH - CENTRAL PASCO ER			3	100%	3
WELLMED AT FORT PIERCE		1	2	67%	3
TAMPA		1	2	67%	3
SENTARA NORFOLK GENERAL HOSPITAL CENTRAL LAB			3	100%	3
FLORIDA LABORATORY ANALYSIS, LLC			3	100%	3
ONslow MEMORIAL HOSPITAL LABORATORY		3			3
URGENT CARE OF THE SMOKIES			3	100%	3
NC STATE LABORATORY OF PUBLIC HEALTH		3			3
SUNCOAST COMMUNITY HEALTH CENTERS INC		2	1	33%	3
FLORIDA DEPARTMENT OF HEALTH IN ALACHUA COUNTY -			3	100%	3
VILLAGES HEALTH, THE		3			3
WYOMING DEPT OF HEALTH			3	100%	3
MINUTECLINIC DIAGNOSTIC OF VIRGINIA, LLC		3			3
MINUTECLINIC DIAGNOSTIC OF NORTH CARO		3			3
SMOKY MOUNTAIN URGENT CARE AND FAMILY MEDICINE CENTER			3	100%	3
PARADISE VILLA ALF INCORPORATED		3			3
TERRACE OF ST CLOUD, THE		2	1	33%	3
HELIX LW UC		1	2	67%	3
ATLANTIC SURGERY CENTER OF JACKSONVILLE BEACH		3			3
CVS IL8753POCT CHICAGO		3			3
CVS NM8918POCT ALBUQUERQUE		3			3
24TH WEAPONS OF MASS DESTRUCTION - CIVIL SUPPORT		3			3
CVS IN6605POCT INDIANAPOLIS		2	1	33%	3
MID FLORIDA CLINICAL LABORATORY		2	1	33%	3
GREATER MOBILE URGENT CARE – SPRINGHILL			3	100%	3
GRADY MEMORIAL HOSPITAL/MICRO			3	100%	3
ADRIANA M CASTRO MD PA		3			3
MINUTECLINIC, LLC #05891		2	1	33%	3
JOHN KNOX MANOR INC II		2	1	33%	3
Kennedy University Hospital -Wash Twp L		3			3
CVS PA1379POCT LANSDALE		3			3
CVS NC7548POCT FUQUAY VARINA		2	1	33%	3
CVS SC4122POCT TAYLORS		3			3

# COVID-19: testing by laboratory

Data through Mar 14, 2021 verified as of Mar 15, 2021 at 09:25 AM

Data in this report are provisional and subject to change.

The numbers in the table below represent the number of Florida and non-Florida residents for whom test results were received by the Department of Health. A person can be tested by more than one laboratory and can have both positive and negative results. **Therefore, the sum of the numbers in each column will be larger than the total number of people tested.**

Reporting lab	Inconclusive	Negative	Positive	Percent positive	Total
NEWSTAR MEDICAL LABORATORIES		3			3
MPG JACKSONVILLE ATLANTIC BLVD		1	2	67%	3
AKRON GENERAL MEDICAL CENTER MAIN		3			3
CVS AZ5026POCT MESA		3			3
ADVENTHEALTH MEDICAL GROUP INTERNAL MEDICINE AT		1	2	67%	3
PAUL GRECO MD CONCIERGE MEDICAL SERVICES PL		3			3
MINUTECLINIC LLC #5176			3	100%	3
SUNCREST OMNI		3			3
PREMIER CLINICAL RESEARCH INSTITUTE INC			3	100%	3
WINDER NURSING INC DBA WINDER HEALTH CARE		3			3
NORTH NAPLES HOSPITAL RESPIRATORY THERAPY DEPARTMENT			3	100%	3
MOBIL LAB FOR ALL INC		3			3
CVS OH2518POCT COLUMBUS		2	1	33%	3
WELLSTAR KENNESTONE HOSPITAL			3	100%	3
Kroger 387 - The Little Clinic Hubbards Lane		3			3
CAPTIAL REGIONAL MEDICAL CENTER			3	100%	3
MINNEOLA PLACE A HOMEBRIDGE COMMUNITY		3			3
CVS MO8555POCT KANSAS CITY		3			3
RICHMOND CITY DEPARTMENT OF PUBLIC HEALTH			3	100%	3
ORLANDO FAMILY PHYSICIANS INC			3	100%	3
ELITE PRIMARY CARE OF WAYCROSS			3	100%	3
FLORIDA HOSPITAL LABORATORIES		3			3
NEMOURS CHILDRENS PRIMARY CARE MAITLAND			3	100%	3
ST. PETERSBURG PEDIATRICS- 38TH AVENUE			3	100%	3
OPTUM PRIMARY CARE - SILVER LAKES			3	100%	3
EAST NAPLES PEDIATRICS			3	100%	3
ORLANDO REGIONAL HEALTH SERVICES		1	2	67%	3
MEDEXPRESS URGENT CARE - WHEELING		2	1	33%	3
BAPTIST PRIMARY CARE, INC.		2	1	33%	3
CROSSROADS URGENT CARE PLLC		3			3
CVS PA1074POCT KENNETT SQUARE		3			3
MEDPEDS ASSOCIATES OF SARASOTA PA		3			3
SCHIFF CENTER FOR LIVER DISEASES		1	2	67%	3
CVS TX5877POCT PEARLAND		3			3
NASSAU COUNTY HEALTH DEPARTMENT-FERNANDINA BEACH C		3			3
EAST TENNESSEE CHILDREN'S HOSPITAL		2	1	33%	3
MEDEXPRESS URGENT CARE - RICHMOND, W BROAD ST		3			3
Lakeview Village		3			3
MONTEFIORE MEDICAL CENTER LABS MONTEFIORE		2	1	33%	3
TAMPA INTERNATIONAL AIRPORT			3	100%	3
CELEBRATION PRIMARY CARE ASSOCIATES LLC		3			3
CLINICA HISPANIA			3	100%	3
PROHEALTH PRIMARY CARE - GLEN OAKS		3			3
ALL4KIDZ PEDIATRICS LLC		2	1	33%	3
HELIX MEDICAL CENTERS		1	2	67%	3
FIRST PHYSICIANS GROUP - LORRAINE CORNERS		3			3
CVS MA1852POCT MEDWAY		3			3

# COVID-19: testing by laboratory

Data through Mar 14, 2021 verified as of Mar 15, 2021 at 09:25 AM

Data in this report are provisional and subject to change.

The numbers in the table below represent the number of Florida and non-Florida residents for whom test results were received by the Department of Health. A person can be tested by more than one laboratory and can have both positive and negative results. **Therefore, the sum of the numbers in each column will be larger than the total number of people tested.**

Reporting lab	Inconclusive	Negative	Positive	Percent positive	Total
NORTHERN LIGHT LABORATORY		1	2	67%	3
CENTRAL FLORIDA INTERNAL OCCUPATIONAL AND		3			3
CROWNE HEALTH CARE OF FORT PAYNE		2	1	33%	3
MANATEE URGENT CARE LLC			3	100%	3
ESTERO FIRE RESCUE		3			3
BNC Medical Investors, LLC Berrien Nursing & Rehabilitation Center		3			3
APEX CLINICAL LABORATORIES INC		3			3
MEDICAL SERVICES OF AMERICA HOME HEALTH		3			3
CVS PA2687POCT EXTON		3			3
320 S TRANSIT ST		3			3
CVS SC5471POCT LEXINGTON		2	1	33%	3
MAYO		1	2	67%	3
PATHOLOGY REFERENCE LAB LLC			3	100%	3
SUPER HEALTH PHARMACY LLC		3			3
Marian Manor, Inc		3			3
NORTH BROWARD HOSPITAL DISTRICT HEALTHCARE FOR THE HOMELESS			3	100%	3
WHITE EARTH IHS MAIN LAB		3			3
MEDEXPRESS URGENT CARE - NORTH LITTLE		2	1	33%	3
ST VINCENTS AMBULATORY CARE INC		1	2	67%	3
FLAGLER FAMILY MEDICINE PA			3	100%	3
NDX-CORE LAB			3	100%	3
US SPECIALTY LABS			3	100%	3
PROMPT CARE OF CENTRAL FLORIDA LLC			3	100%	3
Kroger 388 - The Little Clinic Braelinn Village		3			3
Fort Gaines Health and Rehab		3			3
DEPARTMENT OF HEALTH AND HUMAN SERVICES DIVISION OF BEHAVIORAL HEALTH		1	2	67%	3
MEDEXPRESS URGENT CARE-CHIPPEWA		2	1	33%	3
Concordia Village of Tampa			3	100%	3
LEVY COUNTY DEPT. OF PUBLIC SAFETY		1	2	67%	3
IMMERSION RESIDENTIAL LLC			3	100%	3
NORTHCREST MEDICAL CENTER		1	2	67%	3
SKIPPACK MEDICAL LAB			3	100%	3
ADVANCED HEART CARE OF SOUTH FLORIDA		3			3
QUATRACOR PLLC		3			3
SERENADES BY SONATA		1	2	67%	3
HEALTHQUEST, INC		2	1	33%	3
SIGNATURE CARE PFLUGERVILLE			3	100%	3
DEPARTMENT OF HEALTH AND ENVIRONMENTAL CONTROL			3	100%	3
CROSSVILLE MEDICAL GROUP		1	2	67%	3
SARASOTA PERSONAL MEDICINE		2	1	33%	3
CENTRAL JERSEY URGENT CARE OF BROWN MI		3			3
CVS NC3803POCT MOORESVILLE		3			3
UNIVERISTY OF MEMPHIS ATHLETIC TRAINI		3			3
Kroger 627 - The Little Clinic Castleberry		2	1	33%	3
MEDEXPRESS URGENT CARE, CHAMBERSBURG		2	1	33%	3
GREENTREE MEDICAL CENTER			3	100%	3
TREASURE COAST INFECTIOUS DISEASE CONSULTANTS		1	2	67%	3

# COVID-19: testing by laboratory

Data through Mar 14, 2021 verified as of Mar 15, 2021 at 09:25 AM

Data in this report are provisional and subject to change.

The numbers in the table below represent the number of Florida and non-Florida residents for whom test results were received by the Department of Health. A person can be tested by more than one laboratory and can have both positive and negative results. **Therefore, the sum of the numbers in each column will be larger than the total number of people tested.**

Reporting lab	Inconclusive	Negative	Positive	Percent positive	Total
CUMBERLAND MEDICAL CENTER INC		3			3
AIRPORT CLINIC			3	100%	3
MEDEXPRESS-HOUSTON EAST FWY		1	2	67%	3
MEDEXPRESS URGENT CARE - FORT SMITH		3			3
CVS MA594POCT FALMOUTH		3			3
Hunterdon Medical Center Laboratory		3			3
NOVANT HEALTH PRESBYTERIAN		2	1	33%	3
CENTRAL JERSEY URGENT CARE		3			3
NHC HealthCare Anniston		3			3
TIEHH BIOTERRORISM RESPONSE LAB			3	100%	3
FHPG TAMPA PRIMARY CARE			3	100%	3
NASSAU COUNTY HEALTH DEPARTMENT		3			3
EXETER HOSPITAL		3			3
CVS PHARMACY INC DBA CVS/PHARMACY #10908		3			3
LPG PEDIATRICS AT LEHIGH ACRES		2	1	33%	3
JUPITER INTERNAL MEDICINE AND ASSOCIATES			3	100%	3
QUEST DIAGNOSTICS CLINICAL LABORATORIES INC		2	1	33%	3
CVS MINUTE CLINIC DIAGNOSTIC MED GRP		3			3
Medilodge of Montrose		3			3
CENTRAL DUPAGE HOSPITAL			3	100%	3
AUSTIN PUBLIC HEALTH			3	100%	3
CVS OH10893POCT PARMA		2	1	33%	3
BLACKWATER RIVER			3	100%	3
MINUTE CLINIC LLC #0169		3			3
YATES COUNTY PUBLIC HEALTH		3			3
MICHIGAN HEALTH CLINIC LABORATORIES		2	1	33%	3
CLEARWATER		2	1	33%	3
ALLIED PHYSICIANS GROUP PLLC		3			3
ST. LUKE'S HOSPITAL - BETHLEHEM CAMPUS		1	2	67%	3
HOMELAND CENTER		3			3
GAINESVILLE PEDIATRIC ASSOCIATES			3	100%	3
MURFREESBORO MEDICAL CLINIC		3			3
ADVENT HEALTH MEDICAL GROUP FAMILY MEDICINE			3	100%	3
CAREHERE LLC			3	100%	3
Sears Coastal Nursing and Rehab		3			3
LITTLE SPURS PEDIATRIC URGENT CARE		1	2	67%	3
ADVANCED URGENT CARE CENTER OF THE UPPER KEYS		1	2	67%	3
CANOPY PEDIATRICS		3			3
LOYOLA UNIVERSITY MEDICAL CENTER LABORATORY			3	100%	3
WHOLE CHILD PEDIATRICS			3	100%	3
MEDEXPRESS URGENT CARE MARTINSBURG		2	1	33%	3
CVS PA2688POCT COLLEGEVILLE		3			3
CVS TN7144POCT BARTLETT		3			3
CORTLAND COUNTY HEALTH DEPARTMENT		3			3
NYC PUBLIC HEALTH LABS			3	100%	3
SISD EMPLOYEE HEALTH CLINIC			3	100%	3
BRADENTON PHYSICIAN MEDICAL CENTER			3	100%	3

# COVID-19: testing by laboratory

Data through Mar 14, 2021 verified as of Mar 15, 2021 at 09:25 AM

Data in this report are provisional and subject to change.

The numbers in the table below represent the number of Florida and non-Florida residents for whom test results were received by the Department of Health. A person can be tested by more than one laboratory and can have both positive and negative results. **Therefore, the sum of the numbers in each column will be larger than the total number of people tested.**

Reporting lab	Inconclusive	Negative	Positive	Percent positive	Total
SUN TERRACE HEALTH CARE CENTER			3	100%	3
CHIPOLA QUICK CARE			3	100%	3
Maryfield Inc. dba Pennybyrn		3			3
HOPE HEALTH CARE, LLC		3			3
GO PATH LABORATORIES			3	100%	3
AVANTE INVERNESS		1	2	67%	3
HEARTLAND - CHARLESTON OF HANAHAN SC,		3			3
MINUTE CLINIC LLC #1909		3			3
CARECENTER PHARMACY, LLC		3			3
OHIO DEPARTMENT OF HEALTH LABORATORY		2	1	33%	3
OWL NOW URGENT CARE			3	100%	3
MEDEXPRESS URGENT CARE GREENSBURG		2	1	33%	3
MEDEXPRESS URGENT CARE - WILKES BARRE		2	1	33%	3
BLACK STALLION WALK IN AND EXERCISE CLINICS LLC		1	2	67%	3
HEALGEN SCIENTIFIC			3	100%	3
MEDICAL CENTER OF THE ROCKIES			3	100%	3
NEMOURS CHILDREN'S URGEN CARE			3	100%	3
CVS OH2486POCT NILES		1	2	67%	3
URGENT DOC - URGENT CARE CLINIC			3	100%	3
JOHNNIE RUTH CLARKE LAB			3	100%	3
Magnolia Health and Rehab Center			3	100%	3
OHIO HEALTH DOCTORS HOSPITAL			3	100%	3
DELAWARE PUBLIC HEALTH LABORATORY		1	2	67%	3
MINUTECLINIC, LLC (CLINIC 10928)		3			3
LEGACY ER AND URGENT CARE			3	100%	3
EXCEL URGENT CARE OF NJ, LLC		1	2	67%	3
DOCTOR 4 U CLINIC		1	2	67%	3
SCRIPPS CLINIC MEDICAL			3	100%	3
FAMILY FIRST PEDIATRICS			3	100%	3
CVS IL3163POCT OAK PARK		3			3
CVS NJ715POCT WAYNE		3			3
2412 LEBANON PIKE		2	1	33%	3
ORLANDO AIRPORT DIALYSIS		3			3
INSPIRA MEDICAL CENTER VINELAND LAB		2	1	33%	3
HILLVIEW LABORATORY			3	100%	3
VA OUTPATIENT CLINIC-NEW PORT RICHEY			3	100%	3
SOUTH MIAMI HOSPITAL			3	100%	3
MEDEXPRESS URGENT CARE, BELLE VERNON		3			3
JOSEPH SCHENKER MD PC		3			3
ADVENTHEALTH MEDICALGROUP PEDIATRICS AT ORLANDO		3			3
FLORIDA HOSPITAL PHYSICIANS GROUP		1	2	67%	3
NONA PEDIATRIC CENTER			3	100%	3
NORTH DAKOTA DEPT OF HEALTH MICROBIOLOGY		1	2	67%	3
INTERNAL MEDICINE & PEDIATRICS WELLNESS CENTER			3	100%	3
MIDDLETON PEDIATRICS			3	100%	3
BARONESS ERLANGER HOSPITAL		3			3
CLARA MAASS TRANSITIONAL CARE UNIT		3			3

# COVID-19: testing by laboratory

Data through Mar 14, 2021 verified as of Mar 15, 2021 at 09:25 AM

Data in this report are provisional and subject to change.

The numbers in the table below represent the number of Florida and non-Florida residents for whom test results were received by the Department of Health. A person can be tested by more than one laboratory and can have both positive and negative results. **Therefore, the sum of the numbers in each column will be larger than the total number of people tested.**

Reporting lab	Inconclusive	Negative	Positive	Percent positive	Total
SUNDALE NURSING HOME		3			3
MINUTECLINIC DIAG OF IND, LLC #6553		3			3
FRESENIUS KIDNEY CARE			3	100%	3
ADVENTHEALTH IMAGING LAKE NONA		1	2	67%	3
SOFTLAB			3	100%	3
TUFTS MEDICAL CENTER			3	100%	3
COOPER UNIVERSITY HOSPITAL LABORATORY		2	1	33%	3
JS HEALTHCARE		2	1	33%	3
MENORAH MANOR			3	100%	3
Village on the Green			3	100%	3
TAYLOR MANOR		1	2	67%	3
SSM HEALTH ST LOUIS MICROBIOLOGY LABORATORY		1	2	67%	3
SOUTH LAKE FAMILY HEALTH CENTER			3	100%	3
BRITO MEDICAL CENTER		1	2	67%	3
VELOCITY CARE			3	100%	3
BEEBE MEDICAL CENTER LABORATORY		3			3
VIRGINIA DIVISION OF CONSOLIDATED LABORATORIES			3	100%	3
MEDICAL ASSOCIATES OF BREVARD DR S VYAS			2	100%	2
RCA LABORATORY SERVICES LLC			2	100%	2
BENEVA LAKES ASSISTED LIVING CENTER			2	100%	2
COASTAL MEDICAL LAB			2	100%	2
PRIMARY HEALTH CARE ASSOCIATES INC			2	100%	2
REGIONAL MEDICAL CENTER BAYONET POINT			2	100%	2
INTERNAL MEDICINE ASSOCIATES-DUNELLON			2	100%	2
WOMENS CARE FLORIDA LLC-LABORATORY		2			2
CVS PA7611POCT ALLISON PARK		2			2
JMC TALLAHASSEE, LLC			2	100%	2
Birchaven		2			2
DEKALB MEDICAL CENTER LABORATORY			2	100%	2
SOUTHSIDE FAMILY MEDICAL		2			2
ST. MARY'S MEDICAL CENTER EVANSVILLE, INC			2	100%	2
FEDERAL CORRECTIONAL INSTITUTION MARIANNA			2	100%	2
JORDAN VALLEY MEDICAL CENTER			2	100%	2
WALGREENS #06583		2			2
Hackensack Univ Medical Center At Pasc		1	1	50%	2
GALEN BAYLOR EXTENSION		2			2
CARESPOT URGENT CARE		1	1	50%	2
INA		1	1	50%	2
MEDEXPRESS URGENT CARE - OMAHA N 72 ST		2			2
ADVENT HEALTH CENTRAL TEXAS		1	1	50%	2
MEMORIAL HEALTH UNIVERSITY MEDICAL CENTER			2	100%	2
HOCHBERG LOWER SCHOOL		2			2
U OF MIAMI MILLER SCHOOL OF MEDICINE			2	100%	2
MOBILE COUNTY HEALTH DEPARTMENT		1	1	50%	2
PM PEDIATRICS OF BAYSIDE, PLLC - RIVE		2			2
CLINICAL CARE INC			2	100%	2
JEFFERSON WASHINGTON TOWNSHIP HOSPITAL		2			2

# COVID-19: testing by laboratory

Data through Mar 14, 2021 verified as of Mar 15, 2021 at 09:25 AM

Data in this report are provisional and subject to change.

The numbers in the table below represent the number of Florida and non-Florida residents for whom test results were received by the Department of Health. A person can be tested by more than one laboratory and can have both positive and negative results. **Therefore, the sum of the numbers in each column will be larger than the total number of people tested.**

Reporting lab	Inconclusive	Negative	Positive	Percent positive	Total
SCDHEC BUREAU OF LABORATORIES			2	100%	2
CVS MA2401POCT MARSHFIELD		2			2
CARE ATC SUN HYDRAULICS TALLAVAST			2	100%	2
Kroger 549 - The Little Clinic Clinton Highway		2			2
TRINITY DIALYSIS			2	100%	2
CQUENTIA NGS, LLC			2	100%	2
MAGNOLIA ADULT, LLC			2	100%	2
STARLING AT SAN JOSE			2	100%	2
CVS MA1945POCT HANOVER		2			2
MINUTECLINIC DIAGNOSTIC OF NEVADA-9586		1	1	50%	2
CORMEUM LAB SERVICES, LLC			2	100%	2
SPRINGS MEDICAL LAB		1	1	50%	2
MERCY CONVENIENT CARE			2	100%	2
HEALTH GROUP CENTER INC			2	100%	2
PREMIER PEDIATRICS LLC			2	100%	2
TWELVE OAKS RECOVERY CENTER			2	100%	2
MARTIN MEDICAL CENTER INC		1	1	50%	2
Advanced Rehabilitation and Healthcare of Wichita Falls		2			2
MEDEXPRESS URGENT CARE-BLOOMFIELD AVEN		2			2
CPL LABS			2	100%	2
Kroger 550 - The Little Clinic Bellevue		2			2
RIVERSIDE METHODIST HOSPITAL LAB			2	100%	2
ManorCare Rehab Center of Marietta		2			2
DNA DIAGNOSTICS CENTER		2			2
CORNERSTONE MEDICAL CARE OF BRANDON		2			2
CITRUS HEALTH NETWORK INC			2	100%	2
MEDEXPRESS URGENT CARE - SOUTH CHARLESTON		2			2
PEDIATRICS IN NORTH FLORIDA PA			2	100%	2
SHELBYVILLE HOSPITAL COMPANY		2			2
BAYMEADOWS PRIMARY CARE		2			2
Crowne Health Care of Mobile		2			2
BAYSTATE MEDICAL CENTER		1	1	50%	2
SANIBEL MEDICAL CLINIC			2	100%	2
Garden Isle Healthcare and Rehabilitation Center		2			2
APC PEDIATRICS			2	100%	2
Greystone Nursing and Rehab, LLC			2	100%	2
A+ URGENT/PRIMARY CARE			2	100%	2
Cedar Valley Nursing & Rehab Center		2			2
NORTH DAKOTA VETERANS HOME		2			2
SWEDISH COVENANT HOSPITAL			2	100%	2
NEMOURS CHILDRENS PRIMARY CARE			2	100%	2
BROOKSVILLE DIALYSIS			2	100%	2
MEMORIAL HEALTH SYSTEM		1	1	50%	2
SPECIALTY LABORATORIES			2	100%	2
PHOEBE BERKS HEALTH CARE CENTER		2			2
CVS NJ2508POCT MANALAPAN		2			2
MINUTE CLINIC DIAGNOSTIC OF VIRGINIA, LLC #6292		2			2

# COVID-19: testing by laboratory

Data through Mar 14, 2021 verified as of Mar 15, 2021 at 09:25 AM

Data in this report are provisional and subject to change.

The numbers in the table below represent the number of Florida and non-Florida residents for whom test results were received by the Department of Health. A person can be tested by more than one laboratory and can have both positive and negative results. **Therefore, the sum of the numbers in each column will be larger than the total number of people tested.**

Reporting lab	Inconclusive	Negative	Positive	Percent positive	Total
METROHEALTH SYSTEM			2	100%	2
BAPTIST HEALTHCARE - LAKEVIEW CENTER INC		2			2
AZALEA HEALTH AND REHABILITATION		2			2
CLEVELAND CLINIC IMAGING			2	100%	2
TENNESSEE VALLEY HCS			2	100%	2
PREMIER MOBILE HEALTH SERVICES, LLC			2	100%	2
MEDLOGIC, LLC		2			2
Kroger 412 - The Little Clinic Oxford		2			2
JUST BELIEVE RECOVERY CENTER			2	100%	2
SCIENTIFIC LABORATORY COMPANY		2			2
COLUMBIA COTTAGE		2			2
OPP HEALTH AND REHABILITATION		2			2
New Jersey Aim At Smg		2			2
FL DEPT OF HEALTH MARION COUNTY MOBILE HEALTH UNIT			2	100%	2
MEDEXPRESS URGENT CARE-MT PLEASANT		1	1	50%	2
NYU LANGONE HUNTINGTON MEDICAL GROUP		2			2
EXPRESSCARE URGENT CARE CENTER			2	100%	2
MIDLAND MEMORIAL HOSPITAL			2	100%	2
MEDRITE MEDICAL CARE PC		2			2
STAGES OF LIFE MEDICAL INSTITUTE			2	100%	2
MONICE DR.			2	100%	2
PHYSICIANS LABORATORY SERVICES			2	100%	2
SPRINGFIELD HOSPITAL LABORATORY			2	100%	2
CVS ME329POCT PORTLAND		2			2
PEDIATRIC HEALTH CARE		1	1	50%	2
CVS OH5457POCT POWELL		2			2
CROSSROADS URGENT CARE DBA URGENT TEA		2			2
MATHER HOSPITAL			2	100%	2
BAYCARE OUTREACH LAB WH SOUTH			2	100%	2
Kroger 739 - The Little Clinic La Grange Road		2			2
SOUTH TAMPA AFTER HOURS CLINIC			2	100%	2
ROPER HOSPITAL			2	100%	2
ELMHURST MEMORIAL HOSPITAL			2	100%	2
FALCON HEALTH CENTER			2	100%	2
WISE HEALTH SYSTEM		1	1	50%	2
OSF ST JOSEPH MEDICAL CENTER			2	100%	2
UW HOSPITAL AND CLINICS		1	1	50%	2
NATIONWIDE LABORATORY SERVICES		1	1	50%	2
ARLINGTON DIALYSIS CENTER LLC		2			2
Hartwell Health and Rehabilitation		2			2
CDK LIBERTY ENTERPRISES, LLC		2			2
VA SALT LAKE CITY HCS		2			2
Colonial Manor Nursing and Rehabilitation Center		2			2
Kroger 328 - The Little Clinic Henderson Road		2			2
MEDEXPRESS URGENT CARE - JEANNETTE		2			2
HPH HOME CARE		1	1	50%	2
STARMED FAMILY & URGENT CARE			2	100%	2

# COVID-19: testing by laboratory

Data through Mar 14, 2021 verified as of Mar 15, 2021 at 09:25 AM

Data in this report are provisional and subject to change.

The numbers in the table below represent the number of Florida and non-Florida residents for whom test results were received by the Department of Health. A person can be tested by more than one laboratory and can have both positive and negative results. **Therefore, the sum of the numbers in each column will be larger than the total number of people tested.**

Reporting lab	Inconclusive	Negative	Positive	Percent positive	Total
Green Mountain Nursing and Rehabilitation		2			2
Kroger 020 - The Little Clinic Wheat Ridge		2			2
MEDEXPRESS URGENT CARE - WOODBURY			2	100%	2
STARR COUNTY MEMORIAL HOSPITAL			2	100%	2
EXPRESS CARE OF THE SHOALS		1	1	50%	2
OAKBRIDGE TERRACE AT SAE			2	100%	2
AUGUSTA HEALTH SKILLED CARE			2	100%	2
MEDEXPRESS URGENT CARE-WILKINS TOWNSHIP, WILLIAM PENN HIGHWAY		2			2
TRUE HEALTH INC			2	100%	2
CVS IN6572POCT INDIANAPOLIS		2			2
OELWEIN HEALTH CARE CENTER		2			2
VENICE URGENT CARE – GULF COAST			2	100%	2
TRINITAS REGIONAL MEDICAL CENTER		1	1	50%	2
UPS			2	100%	2
ESCANDON DIAGNOSTIC CLINIC			2	100%	2
INTEAM HEALTH, INC.			2	100%	2
Kroger 777 - The Little Clinic Shelbyville		1	1	50%	2
KEY WEST HMA PHYSICIAN MANAGEMENT, LLC			2	100%	2
Luther Acres Manor		2			2
DIVERSE MEDICAL CARE LLC			2	100%	2
TULANE MEDICAL CENTER			2	100%	2
MEMORIAL HOSPITAL OF CARBONDALE			2	100%	2
MEASE MANOR MEMORY CARE		2			2
STARR CITY OF ROMA COMMUNITY CENTER			2	100%	2
CVS TX7603POCT SAGINAW		2			2
STUART SURGERY CENTER, LLC			2	100%	2
OPTUM PRIMARY CARE		1	1	50%	2
CVS PA371POCT PHILADELPHIA		2			2
OAKS OF CLEARWATER, THE		2			2
HAMILTON COUNTY HEALTH DEPARTMENT		2			2
LABRADOR PRIMARY CARE CENTER			2	100%	2
Church Creek SNF			2	100%	2
RAPID MEDLAB (004MO)		2			2
RAPID RESULT CORP LLC		1	1	50%	2
Manor Care-Kingston Court of York PA, LLC		2			2
MORRISTOWN MEMORIAL HOSPITAL		2			2
CVS OH6185POCT PICKERINGTON		2			2
HELEN HAYES HOSPITAL LABORATORY		2			2
ATHENA CARE RESOURCES LLC		2			2
BAYSHORE MEDICAL CENTER			2	100%	2
WyndRidge Health & Rehabilitation		2			2
NEW BRIDGE MEDICAL CENTER		2			2
CSS- TWELVE OAKS			2	100%	2
Iowa Veterans Home		2			2
CITRUS PARK			2	100%	2
GEISINGER MEDICAL CENTER		2			2
VALLEY BAPTIST MEDICAL CENTER: BROWNSVILLE			2	100%	2

# COVID-19: testing by laboratory

Data through Mar 14, 2021 verified as of Mar 15, 2021 at 09:25 AM

Data in this report are provisional and subject to change.

The numbers in the table below represent the number of Florida and non-Florida residents for whom test results were received by the Department of Health. A person can be tested by more than one laboratory and can have both positive and negative results. **Therefore, the sum of the numbers in each column will be larger than the total number of people tested.**

Reporting lab	Inconclusive	Negative	Positive	Percent positive	Total
URGENT CARE AND SURGERY CENTER			2	100%	2
BD MEDICAL SYSTEMS			2	100%	2
LAKE BALDWIN			2	100%	2
HOLY FAMILY MEDICAL CENTER		1	1	50%	2
STATE OF FLORIDA			2	100%	2
BIOMAT USA			2	100%	2
SIGNATURE CARE LEWISVILLE-EMERGENCY CENTER		1	1	50%	2
MAJESTIC GUARDIANS			2	100%	2
UT PATH			2	100%	2
NEMOURS CHILDREN'S PRIMARY CARE OF VERO BEACH			2	100%	2
ACCESS MEDICAL GROUP OF FLORIDA CITY			2	100%	2
HOLY TRINITY PHARMACY LLC		2			2
MAYO CLINIC COUMADIN CLINIC LABORATORY		1	1	50%	2
HEARTLAND HOME HEALTH CARE		2			2
MIDDLEBURG PEDIATRICS			2	100%	2
FLORIDA PRIMARY CARE CENTER PA		2			2
CVS MA920POCT CLINTON		2			2
DMC UNIVERSITY LABORATORIES		1	1	50%	2
MEDEXPRESS URGENT CARE - BRIDGEVILLE		2			2
INTEGRATED REGIONAL LABS			2	100%	2
CVS TX7156POCT RICHARDSON		2			2
SUNBRIDGE CARE & REHAB FOR DECATUR		2			2
DURAND SENIOR CARE & REHAB CENTER		2			2
DUKE HEALTH REGIONAL HOSPITAL			2	100%	2
MINUTECLINIC DIAGNOSTIC OF OHIO #6139		2			2
MEMORIAL HERMANN HOSPITAL			2	100%	2
MCLAREN REGIONAL MEDICAL CENTER			2	100%	2
NORTH OKALOOSA PHYSICIAN GRP - WALK IN CLINIC			2	100%	2
NEW GEN LABS			2	100%	2
FLORIDA KEYS PED & ADOLES CTR			2	100%	2
Alden Des Plaines			2	100%	2
Kroger 853 - The Little Clinic East Broad Street		2			2
CVS PA10034POCT PITTSBURGH		2			2
TRICORE REFERENCE LABORATORY		1	1	50%	2
TALLAHASSEE MEMORIAL HEALTHCARE FAMILY MED RESIDENCY			2	100%	2
DOCTORS CARE OF PALM COAST			2	100%	2
BUFFALO CROSSINGS HEALTHCARE AND REHABILITATION CENTER			2	100%	2
MAURY REGIONAL MEDICAL CENTER		2			2
DOCTORS OFFICE OF NEW JERSEY		2			2
ATVIVO LLC		2			2
MEDEXPRESS URGENT CARE - LINCOLN N 26T		2			2
BAPTIST HOSPITAL INTERNAL MEDICINE GULF BREEZE			2	100%	2
First Care Living Center/Essentia Health			2	100%	2
CVS IL2798POCT CHICAGO		1	1	50%	2
FLORIDA DEPARTMENT OF HEALTH IN LEE COUNTY		1	1	50%	2
DR. G'S URGENT CARE			2	100%	2
PANCARE HEALTH - SNEADS ELEMENTARY			2	100%	2

# COVID-19: testing by laboratory

Data through Mar 14, 2021 verified as of Mar 15, 2021 at 09:25 AM

Data in this report are provisional and subject to change.

The numbers in the table below represent the number of Florida and non-Florida residents for whom test results were received by the Department of Health. A person can be tested by more than one laboratory and can have both positive and negative results. **Therefore, the sum of the numbers in each column will be larger than the total number of people tested.**

Reporting lab	Inconclusive	Negative	Positive	Percent positive	Total
JUPITER PEDIATRIC ASSOCIATES, PA		1	1	50%	2
Good Samaritan Society-Blackduck		1	1	50%	2
MID-FLORIDA PATHOLOGY LLC - MOBILE UNIT # 3			2	100%	2
VETERANS AFFAIRS MEDICAL CENTER - GREATER LOS ANGELES			2	100%	2
VALUE DRUGS BRONXVILLE INC		2			2
FLORIDA CLINICAL LABORATORY INC			2	100%	2
PEACE RIVER MEDICAL CENTER		2			2
ONTARIO COUNTY PUBLIC HEALTH		2			2
MEDEXPRESS URGENT CARE - CEDAR KNOLLS		2			2
DEPT OF HEALTH			2	100%	2
QUEST DIAGNOSTICS INCORPORATED			2	100%	2
AMEDISYS HOME HEALTH OF GREENVILLE			2	100%	2
WARE EXPRESS CARE			2	100%	2
CVS NV8784POCT LAS VEGAS		1	1	50%	2
OUR LADY OF THE LAKE REGIONAL MEDICAL CENTER			2	100%	2
GRACE HEALTHCARE OF LAKE WALES		1	1	50%	2
SOUTHERN TENNESSEE MEDICAL CENTER			2	100%	2
RDX BIOSCIENCE INC			2	100%	2
GOLDSTEIN			2	100%	2
NAVAL BRANCH MEDICAL CLINIC			2	100%	2
EXCEL URGENT CARE OF PARAMUS LLC		2			2
CVS GA5622POCT DALLAS		1	1	50%	2
AFC URGENT CARE CLEVELAND			2	100%	2
LIFESPRING COMMUNITY HEALTH		2			2
NAVAL MEDICAL CENTER			2	100%	2
Beth Sholom Home of Eastern Virginia		1	1	50%	2
EXCEPTIONAL EMERGENCY CENTER - AMARILLO			2	100%	2
MAYO CLINIC GROUP PRACTICE LABORATORY			2	100%	2
Lakeside Oaks Care Center			2	100%	2
Kroger 096 - The Little Clinic Orchard and Holly		2			2
Kroger 687 - The Little Clinic Sugar Hill		1	1	50%	2
Virginia Gay Nursing and Rehab		2			2
MANSFIELD MEDICAL LODGE			2	100%	2
RAINY LAKE MEDICAL CENTER			2	100%	2
Elba Nursing and Rehabilitation Center, LLC		2			2
MINUTECLINIC LLC (2335)		1	1	50%	2
PATIENT FIRST MEDICAL CENTER-CARYTOWN			2	100%	2
CVS OH3329POCT LAKEWOOD		2			2
RIVERVIEW MEDICAL CLINIC		2			2
Kroger 441 - The Little Clinic Middletown		2			2
PTC LABORATORIES			2	100%	2
MEMORIAL HERMANN			2	100%	2
SARASOTA MEMORIAL MEDICAL URGENT CARE CENTER			2	100%	2
UNIVERSITY OF TEXAS AT EL PASO, THE			2	100%	2
CLEARWATER PAIN MANAGEMENT ASSOCIATES			2	100%	2
PINARD HOME HEALTH SERVICES INC			2	100%	2
MD NOW URGENT CARE MEDICAL CENTERS INC			2	100%	2

# COVID-19: testing by laboratory

Data through Mar 14, 2021 verified as of Mar 15, 2021 at 09:25 AM

Data in this report are provisional and subject to change.

The numbers in the table below represent the number of Florida and non-Florida residents for whom test results were received by the Department of Health. A person can be tested by more than one laboratory and can have both positive and negative results. **Therefore, the sum of the numbers in each column will be larger than the total number of people tested.**

Reporting lab	Inconclusive	Negative	Positive	Percent positive	Total
DELAWARE DIAGNOSTICS LABS			2	100%	2
MID AMERICA CLINICAL LABS			2	100%	2
ST. ELIZABETH HEALTHCARE			2	100%	2
WURLAND NURSING AND REHABILITATION, L		2			2
NORTHEAST FLORIDA HEALTH SERVICES, INC DBA FAMILY HEALTH SOURCE			2	100%	2
SKIN WELLNESS PHYSICIANS LLC		2			2
VANAYER HEALTHCARE AND REHAB CENTER		2			2
MEMORIAL HERMANN CONSOLIDATED LABORATORY SERVICES			2	100%	2
UNIVERSITY OF MIAMI SCCC RESEARCH LABORATORY			2	100%	2
COOPER CLINIC			2	100%	2
HACKENSACK MERIDIAN URGENT CARE, PC		2			2
IM&P WELLNES CENTER			2	100%	2
US LABS		2			2
MADISON HOSPITAL LABORATORY			2	100%	2
SOUTHERN BREEZE HEALTHCARE		1	1	50%	2
PEACEHEALTH CENTRAL		2			2
CVS MINUTE CLINIC #5836		2			2
Kroger 619 - The Little Clinic Hendersonville Indian Lake		2			2
BERGEN COUNTY SURGICAL AND ENDOSCOPY CENTER		2			2
PALM WEST INTERNIST PA			2	100%	2
FLORIDA DEPARTMENT OF HEALTH PINELLAS COUNTY-ADVANCED MEDICAL CARE			2	100%	2
The Palms Nursing and Rehabilitation		1	1	50%	2
SIGNAL DIAGNOSTICS DBA FLOWHEALTH LABS			2	100%	2
LAKEVIEW HEALTH CARE SYSTEM LLC			2	100%	2
CVS IL8750POCT CHICAGO		1	1	50%	2
BAYCARE OUTREACH LAB			2	100%	2
DESERT HOSPITAL/CPHU CLINICAL LABORATORY			2	100%	2
87TH MEDICAL GROUP – MCGUIRE AMBULATORY CARE FACILITY		2			2
TMH PHYSICIAN PARTNERS MONTICELLO		1	1	50%	2
Chatham Nursing and Rehab Center		2			2
MINUTECLINIC, DIAGNOSTIC OF TEXAS, LLC		2			2
UNIVERSITY HEALTH SERVICES RIVER CAMPUS		2			2
CIGNA GATEWAY			2	100%	2
MEMORIAL HOSPITAL OF SOUTH BEND			2	100%	2
DELRAY BEACH HEALTH DEPT LAB			2	100%	2
CVS IL1170POCT JOLIET		2			2
Stillwater Healthcare		2			2
MAGNOLIA MANOR OF COLUMBUS		2			2
Walgreens #12427		1	1	50%	2
Kroger 596 - The Little Clinic Brentwood		2			2
MEASE COUNTRYSIDE HOSPITAL CARDIAC REH			2	100%	2
ONE MEDICAL GROUP		1	1	50%	2
ADVANCE FAMILY PRACTICE LLC			2	100%	2
GOLISANO PEDIATRICS PORT CHARLOTTE HARBOR		2			2
SPECTRA EAST INC		1	1	50%	2
Warren Center for Rehabilitation and Nursing		2			2

# COVID-19: testing by laboratory

Data through Mar 14, 2021 verified as of Mar 15, 2021 at 09:25 AM

Data in this report are provisional and subject to change.

The numbers in the table below represent the number of Florida and non-Florida residents for whom test results were received by the Department of Health. A person can be tested by more than one laboratory and can have both positive and negative results. **Therefore, the sum of the numbers in each column will be larger than the total number of people tested.**

Reporting lab	Inconclusive	Negative	Positive	Percent positive	Total
BAPTIST HOSPITAL OF MIAMI MCI BROWARD LABORATORY			2	100%	2
Kroger 519 - The Little Clinic Georgesville Square		2			2
GULF COAST IMMEDIATE CARE CENTER		1	1	50%	2
CVS MA2125POCT NATICK		1	1	50%	2
CONCENTRA - PLANT CITY		2			2
CVS TX8322POCT AUSTIN		2			2
Huntington Health Care and Rehabilitation Center		2			2
SACRED HEART HEALTH SYSTEMS INC			2	100%	2
Delaware Court Healthcare Center		2			2
FKC AMELIA ISLAND DIALYSIS			2	100%	2
BFT LAB			2	100%	2
VELOCITY URGENT CARE			2	100%	2
ADVENTIST HINSDALE HOSPITAL LABORATORY			2	100%	2
Iron County Medical Care Facility		2			2
FLORIDA MEDICAL CENTER			2	100%	2
ORLANDO HEALTH PHYSICIAN GROUP			2	100%	2
FLAGLER PROFESSIONAL HEALTH CAE SERVICES INC		2			2
CARTER BLOOD CARE			2	100%	2
INSPIRE HEALTHCARE CENTER			2	100%	2
UNIVERSTIY OF ILLINOIS HOSPITAL			2	100%	2
MELBOURNE URGENT CARE			2	100%	2
CHILDREN'S MEDICAL CENTER-EAST ORLANDO			2	100%	2
CVS IN8669POCT INDIANAPOLIS		2			2
SPRINGHILL SENIOR RESIDENCE		2			2
POMONA VALLEY COMMUNITY HOSPITAL			2	100%	2
CVS PA4000POCT INDIANA		2			2
USCG ABBOTT BINAXNOW		1	1	50%	2
ASSOCIATES IN UROGYNECOLOGY MD LLC		2			2
MEDEXPRESS URGENT CARE - MARTINSVILLE		2			2
ASCENSION ST MICHAEL'S HOSPITAL LAB		1	1	50%	2
MINUTECLINIC DIAGNOSTIC, PA		2			2
Kroger 477 - The Little Clinic Fort Mitchell		2			2
ST. JOSEPH REGIONAL MEDICAL CENTER			2	100%	2
CVS IL7017POCT BLOOMINGTON		2			2
ACKERMAN CANCER CENTER		2			2
PALM MEDICAL CENTER - PLANT CITY□		2			2
VALLEY MEDICAL LABORATORY			2	100%	2
NEBRASKA MEDICAL CENTER			2	100%	2
CVS MA137POCT QUINCY		2			2
GULF COAST REGIONAL MEDICAL CARE		2			2
CEDARS-SINAI MEDICAL CENTER			2	100%	2
CROSSROADS			2	100%	2
CLEVELAND CLINIC FLORIDA LABORATORY			2	100%	2
Covington Care Nursing and Rehabilitation		2			2
CVS CT288POCT BRISTOL		2			2
LIFT HEALTH		2			2
BRENTWOOD AT FORE RANCH			2	100%	2

# COVID-19: testing by laboratory

Data through Mar 14, 2021 verified as of Mar 15, 2021 at 09:25 AM

Data in this report are provisional and subject to change.

The numbers in the table below represent the number of Florida and non-Florida residents for whom test results were received by the Department of Health. A person can be tested by more than one laboratory and can have both positive and negative results. **Therefore, the sum of the numbers in each column will be larger than the total number of people tested.**

Reporting lab	Inconclusive	Negative	Positive	Percent positive	Total
CVS AZ33POCT TEMPE		2			2
MERCY HEALTH LAB		1	1	50%	2
WillowBrooke Court at Southampton Estates		2			2
PALM CITY NURSING AND REHAB CENTER			2	100%	2
CONWAY MEDICAL CENTER			2	100%	2
LAWRENCE GENERAL HOSPITAL			2	100%	2
GASTROENTEROLOGY ASSOCIATES			2	100%	2
RAJ K PAI MD PA			2	100%	2
TEXAS REGIONAL ASTHMA & ALLERGY CENTER			2	100%	2
Walgreens #10207		2			2
MINUTECLINIC DIAGNOSTIC OF PA LLC		2			2
DALLAS VA MEDICAL CENTER - VA NORTH TEXAS HEALTH CARE SYSTEM			2	100%	2
CVS NC3514POCT STANLEY		2			2
STANFORD HEALTH CARE ANATOMIC PATHOLOGY & CLINICAL LAB			2	100%	2
GINKGO-IXLAYER		2			2
FASTCARE LLC			2	100%	2
CHNJ		2			2
Kroger 647 - The Little Clinic Newnan Crossings		1	1	50%	2
PRIMARY CARE SERVICES AT EDGEWATER		2			2
FLORIDA MEDICAL CLINIC RADIOLOGY DALE MABRY		2			2
WELL HEALTH LABS			2	100%	2
PALM BAY COMMUNITY OUTPATIENT CLINIC		2			2
MEDEXPRESS URGENT CARE FOX CHAPEL		2			2
RRMC CREEKSIDE LAB		2			2
BAYLOR COLLEGE OF MEDICINE			2	100%	2
NORTHSIDE FAMILY MEDICINE AND URGENT CARE (EAST COBB)		2			2
CENTRAL ARKANSAS VETERANS HEALTHCARE SYSTEM - VETERANS AFFAIRS			2	100%	2
MINUTECLINIC DIAG OF IND, LLC #6250		2			2
PLASMA MED RESEARCH DBA		2			2
ASANTE ROGUE REGIONAL MEDICAL CENTER L		2			2
ILLINOIS DEPT OF PUBLIC HEALTH LABS			2	100%	2
MEDICAL CENTER LABORATORY			2	100%	2
ADVOCATE SHERMAN HOSPITAL			2	100%	2
VA OUTPATIENT PHARMACY			2	100%	2
BERNHARDT LABORATORIES INC			2	100%	2
METHODIST MANSFIELD MEDICAL CENTER			2	100%	2
COMMUNITY HEALTH CENTERS INC			2	100%	2
AMICUS MEDICAL CENTER LLC			2	100%	2
WILSON MEMORIAL HOSPITAL			2	100%	2
ALL PEDIATRIC CARE PA			2	100%	2
Lenawee Medical Care Facility		2			2
ATLANTIC DIAGNOSTICS			2	100%	2
POINT OF CARE PRIVATE HEALTH MANAGEMENT			2	100%	2
Parkridge Specialty Care		2			2
UT AUSTIN UNIVERSITY HEALTH SERVICES			2	100%	2
WHITESANDS OUTPATIENT TREATMENT		2			2
BMC/JACSONVILLE		1	1	50%	2

# COVID-19: testing by laboratory

Data through Mar 14, 2021 verified as of Mar 15, 2021 at 09:25 AM

Data in this report are provisional and subject to change.

The numbers in the table below represent the number of Florida and non-Florida residents for whom test results were received by the Department of Health. A person can be tested by more than one laboratory and can have both positive and negative results. **Therefore, the sum of the numbers in each column will be larger than the total number of people tested.**

Reporting lab	Inconclusive	Negative	Positive	Percent positive	Total
NORTHSIDE FAMILY MEDICINE AND URGENT CARE (HOLLY SPRINGS)		2			2
CATSKILL REGIONAL MEDICAL CENTER		2			2
JULIE STAATS DO		2			2
GENOTOX LABORATORIES		1	1	50%	2
BROOKS -TLC HOSPITAL SYSTEM			2	100%	2
LAKE SUCCESS EXTENDED CARE		2			2
WALGREENS #05477		2			2
LINIL VISITING NURSES, INC		2			2
Essex Center for Rehabilitation and Healthcare		2			2
EASTLAKE MEDICAL CENTER		2			2
THE HOSPITAL OF PROVIDENCE EMERGENCY ROOM			2	100%	2
SOUTHEAST GEORGIA HEALTH SYSTEM			2	100%	2
PALM BEACH DIABETES & ENDOCRINE SPECIALISTS PA			2	100%	2
SUMMERFIELD RETIREMENT LIVING, INC			2	100%	2
COOK HOSPITAL AND CARE CENTER		1	1	50%	2
CARTERSVILLE MEDICAL CENTER			2	100%	2
SELECT MEDICAL CLINIC			2	100%	2
UHEALTH CARDIOLOGY			2	100%	2
MINUTE CLINIC DIAGNOSTIC OF KANSAS PA		2			2
ACCESS CARE MEDICAL GROUP LLC		2			2
VENICE REGIONAL BAYFRONT HEALTH			2	100%	2
MEDEXPRESS URGENT CARE - LINCOLN VILLA		2			2
Eagle Health and Rehabilitation		2			2
OAKMONT EAST- GREENVILLE SC, LLC		2			2
KAILOS GENETICS INC			2	100%	2
Van Wert Manor		2			2
CROSSTOWN PHARMACY		2			2
SPECTRUM HEALTH			2	100%	2
MARCO ISLAND HOSPITAL INC D/B/A		1	1	50%	2
ADVENTHEALTH MEDICAL GROUP COMMUNITY MEDICINE		1	1	50%	2
PM PEDIATRICS OF SELDEN, PLLC		2			2
BRANDYWYNE HEALTH CARE CENTER			2	100%	2
SUNCOAST BLOOD BANK			2	100%	2
MEDEXPRESS URGENT CARE - BROOKHAVEN		2			2
Crowne Health Care of Greenville		2			2
MD NOW URGENT CARE CENTER INC.			2	100%	2
DOCTOR'S IN-HOUSE LAB/COMMUNITY HEALTH CENTERS OF PINELLAS – JOHNNIE R			2	100%	2
UC CORAL GABLES			2	100%	2
MINUTECLINIC DIAGNOSTIC OF TEXAS, LLC #7435		2			2
PREVENTIVE HEALTH PARTNERS I L S C		2			2
AdventHealth Care Center Orlando North			2	100%	2
ADVENTHEALTH MEDICAL GROUP PEDIATRICS AT APOPKA		2			2
PM PEDIATRICS OF BAYSIDE PLLC - HOPEWELL JUNCTION		2			2
PENSACOLA MEDICAL CLINIC LLC			2	100%	2
ROCKEFELLER UNIVERSITY CLINICAL GENOMICS LABORATOR		2			2
WALGREENS #15495		1	1	50%	2
KANSAS CITY VA MEDICAL CENTER			2	100%	2

# COVID-19: testing by laboratory

Data through Mar 14, 2021 verified as of Mar 15, 2021 at 09:25 AM

Data in this report are provisional and subject to change.

The numbers in the table below represent the number of Florida and non-Florida residents for whom test results were received by the Department of Health. A person can be tested by more than one laboratory and can have both positive and negative results. **Therefore, the sum of the numbers in each column will be larger than the total number of people tested.**

Reporting lab	Inconclusive	Negative	Positive	Percent positive	Total
CVS IN6559POCT AVON		2			2
MAINE CENTER FOR DISEASE CONTROL AND PREVENTION			2	100%	2
NEW YORK PSYCHIATRIC INSTITUTE		2			2
BIRMINGHAM INTERNAL MEDICINE ASSOCIATE		1	1	50%	2
BAYCARE LABORATORIES			2	100%	2
MIDWAY PRIMARY CARE LLC		2			2
UTMB PATHOLOGY CLINICAL SERVICES LABORATORY			2	100%	2
MINUTECLINIC DIAGNOSTIC PA #3344		2			2
ASHLEY PEDIATRICS			2	100%	2
THOMASVILLE REGIONAL MEDICAL CENTER		2			2
KIDSVILLE PEDIATRICS IV PA		1	1	50%	2
MINUTECLINIC DIAGNOSTIC MEDICAL		2			2
NORTH MCALLEN PEDIATRIC CENTER			2	100%	2
CLEAR LAKE REGIONAL MEDICAL CENTER			2	100%	2
UNIVERSITY HOSPITAL OF BROOKLYN		2			2
SOMA MEDICAL CENTER PA #3 GREENACRES			2	100%	2
NOVA SOUTHEASTERN UNIVERSITY - STUDENT MEDICAL CTR			2	100%	2
LABCORP OF AMERICA HOLDINGS		1	1	50%	2
LEXINGTON PLACE			2	100%	2
THE RIM URGENT CARE			2	100%	2
ROCKWALL URGENT CARE			2	100%	2
GULF COAST MEDICAL CENTER RESPIRATORY CARE			2	100%	2
CVS GA2279POCT SUWANEE		2			2
Kings County Hospital Center			2	100%	2
CRUC CMCH-COVID-19		2			2
OAKMONT WEST- GREENVILLE SC		2			2
UNITED MEMORIAL MEDICAL CENTER			2	100%	2
MAYO CLINIC BEACHES PRIMARY CARE CTR		2			2
CONEMAUGH MEMORIAL MEDICAL CENTER		2			2
VALUE DRUGS GREENLAWN INC		2			2
PHYSICIANS MEDICAL CENTER		2			2
MINUTECLINIC, LLC, DBA MINUTECLINIC #4		2			2
CVS OH4301POCT NORTHFIELD		2			2
WALGREENS #3811			2	100%	2
CVS PHARMACY			2	100%	2
PALM COAST DIALYSIS		2			2
MEDEXPRESS URGENT CARE - EAST BRUNSWICK		2			2
WESTMINSTER SUNCOAST			2	100%	2
NEMOURS CHILDREN'S PRIMARY CARE THE VILLAGES		2			2
SHORE MEDICAL CENTER		2			2
CVS MA1006POCT BROCKTON		2			2
WE CARE HOME HEALTH SOLUTIONS LLC			2	100%	2
THE CLUB AT BOYNTON BEACH, LLC			2	100%	2
Timber Ridge Health Care Center			2	100%	2
OSF SAINT FRANCIS MEDICAL CENTER			2	100%	2
MED-LAKE LABORATORY, LLC			2	100%	2
FLORIDA MEDICAL CLINIC, LLC			2	100%	2

# COVID-19: testing by laboratory

Data through Mar 14, 2021 verified as of Mar 15, 2021 at 09:25 AM

Data in this report are provisional and subject to change.

The numbers in the table below represent the number of Florida and non-Florida residents for whom test results were received by the Department of Health. A person can be tested by more than one laboratory and can have both positive and negative results. **Therefore, the sum of the numbers in each column will be larger than the total number of people tested.**

Reporting lab	Inconclusive	Negative	Positive	Percent positive	Total
THE EDGEWATER AND WATERMAN VILLAGE			2	100%	2
CVS NC7057POCT SHELBY		2			2
UVA HEALTH SYSTEM MEDICAL LABORATORIES			2	100%	2
RENFREW CENTERS INC		2			2
ARCPPOINT LABS OF ALTAMONTE SPRINGS			2	100%	2
ACN PHYSICIANS GROUP CORP			2	100%	2
UMHC HOLLYWOOD LABORATORY			2	100%	2
HAILE MEDICAL GROUP PA		2			2
APALACHEE CENTER INC		2			2
HANOVER ENDOSCOPY CENTER		2			2
FLORIDA SCHOOL FOR THE DEAF & BLIND			2	100%	2
WEST COAST PEDIATRICS			2	100%	2
UF KANAPAHA LAB BEAKER		2			2
MAJESTIC OAKS			2	100%	2
DALLAS BAPTIST UNIVERSITY - HEALTH SERVICES			2	100%	2
COVANCE			2	100%	2
MINUTECLINIC #1773		2			2
AMERICAN RESEARCH CENTERS OF FLORIDA			2	100%	2
MEDAILLE COLLEGE WELLNESS CENTER		2			2
SOUTH DAKOTA DEPARTMENT OF HEALTH		2			2
TWIN LAKES REHAB & HEALTHCARE		2			2
BAY CORRECTIONAL AND REHABILITATION FACILITY			2	100%	2
MINUTECLINIC MINUTECLINIC #4978		1	1	50%	2
EMERALD TRACE		2			2
ROYAL CARE MEDICAL CENTER			2	100%	2
RIGHT AT HOME			2	100%	2
CENTRAL FLORIDA FAMILY HEALTH CENTER		2			2
Great Lakes Health Center			2	100%	2
UK HEALTHCARE			2	100%	2
AHC PARIS		2			2
MID-FLORIDA HEMATOLOGY AND ONCOLOGY CENTERS		2			2
CALIFORNIA DIVISION OF COMMUNICABLE DISEASE CONTROL			2	100%	2
REELFOOT FAMILY WALK IN CLINIC - TIPT		2			2
Lake Charles Healthcare LLC dba Landmark Lake Charles			2	100%	2
PALMS OF FT MYERS,THE			2	100%	2
Holiday Retirement Home			2	100%	2
BLUEWATER TOXICOLOGY			2	100%	2
GUTHRIE CORNING HOSPITAL LABORATORY		2			2
CIMA MEDICAL CENTER		1	1	50%	2
SUNNYSIDE MANOR		2			2
SUMMIT URGENT CARE PS			2	100%	2
NLC LABS			2	100%	2
CATHOLIC HEALTH LABORATORY SERVICES		2			2
RHODE ISLAND DEPARTMENT OF HEALTH LABORATORIES			2	100%	2
ANDERSON COUNTY HOSPITAL			2	100%	2
Kroger 686 - The Little Clinic Farragut		2			2
MEDEXPRESS URGENT CARE - SPRINGDALE, S 40TH STREET		2			2

# COVID-19: testing by laboratory

Data through Mar 14, 2021 verified as of Mar 15, 2021 at 09:25 AM

Data in this report are provisional and subject to change.

The numbers in the table below represent the number of Florida and non-Florida residents for whom test results were received by the Department of Health. A person can be tested by more than one laboratory and can have both positive and negative results. **Therefore, the sum of the numbers in each column will be larger than the total number of people tested.**

Reporting lab	Inconclusive	Negative	Positive	Percent positive	Total
LEHIGH MEDICAL AND RESEARCH CENTER, INC			2	100%	2
VITAL CARE CLINIC, LLC			2	100%	2
COMPLETE HEALTH MEDICAL CENTER			2	100%	2
JACKSON LABORATORY OF GENOMIC MEDICINE		2			2
NORTHWELL HEALTH			2	100%	2
HEALTH AND WELLNESS URGENT CARE LLC			2	100%	2
STOP URGENT CARE			2	100%	2
GREEN POINT RX INC DBA ALTRU CHEMISTS		2			2
MINUTECLINIC DIAG OF IND, LLC #6908		2			2
ST LUKES HOSPITAL			2	100%	2
CHEROKEE COUNTY HEALTH AND REHAB CENTER		2			2
ATLAS GENOMICS			2	100%	2
STEWART ST ELIZABETH MEDICAL CENTER			2	100%	2
CVS NH6596POCT HAMPTON		2			2
SOUTHERN SURGICAL ARTS		2			2
PINELLAS CHD - CLEARWATER		1	1	50%	2
SWEETWATER NURSING CENTER		2			2
LONG, SARAH		1	1	50%	2
MANASOTA PEDIATRICS			2	100%	2
SOUTH BEND MEDICAL FOUNDATION			2	100%	2
Kroger 400 - The Little Clinic Hartley Bridge Rd		1	1	50%	2
APPLECARE VALDOSTA			2	100%	2
LOWELL GENERAL HOSPITAL			2	100%	2
CVS TX5807POCT PEARLAND		2			2
Bedford Care Center of Hattiesburg		2			2
MAWD PATHOLOGY GROUP			2	100%	2
SACRED HEART HOSPITAL ON THE EMERALD			2	100%	2
CVS MO5724POCT KANSAS CITY		2			2
TGH Brandon Healthplex Laboratory			2	100%	2
CVS AZ5892POCT LAVEEN		2			2
SARASOTA IMMEDIATE CARE			2	100%	2
MINUTECLINIC DIAGNOSTIC OF OHIO #5060		2			2
DELRAY BEACH HEALTH CENTER			2	100%	2
THE FOUNTAIN AT BOCA CIEGA BAY		2			2
NEIGHBORCARE PHARMACY SERVICES		2			2
Robert Cranfield			2	100%	2
LILY PHARMACY		2			2
MEDEXPRESS URGENT CARE, LANCASTER WEST		1	1	50%	2
FRASER MEMORIAL HOSPITAL		1	1	50%	2
MEDEXPRESS URGENT CARE - MYLAN			2	100%	2
Kroger 101 - The Little Clinic Hill Top		2			2
MEMORIAL HOSPITAL WEST			2	100%	2
HAMILTON CHD		2			2
FLORIDA DEPARTMENT OF HEALTH IN ESCAMBIA COUNTY		1	1	50%	2
AGILE URGENT CARE			2	100%	2
CARE NOW DENTON			2	100%	2
FLORIDA MEDICAL CENTER OF CLEARWATER		2			2

# COVID-19: testing by laboratory

Data through Mar 14, 2021 verified as of Mar 15, 2021 at 09:25 AM

Data in this report are provisional and subject to change.

The numbers in the table below represent the number of Florida and non-Florida residents for whom test results were received by the Department of Health. A person can be tested by more than one laboratory and can have both positive and negative results. **Therefore, the sum of the numbers in each column will be larger than the total number of people tested.**

Reporting lab	Inconclusive	Negative	Positive	Percent positive	Total
MEDEXPRESS URGENT CARE - LAWRENCE		2			2
IN & OUT URGENT CARE METAIRIE			2	100%	2
UWMC MONTLAKE DEPT OF LAB MED			2	100%	2
MIDDLE TENN MENTAL HEALTH INSTITUTE		2			2
CITY OF NEW YORK DEPARTMENT OF HEALTH			2	100%	2
DOWN HOME MEDICAL			2	100%	2
EAST SIDE CLINICAL LABORATORY		1	1	50%	2
Manorcare Health Services West Reading North		2			2
MINUTECLINIC DIAGNOSTIC PA #7110		2			2
CARELINE PHARMACY AND HEALTHCARE SERVICES		1	1	50%	2
PREMIER MEDICAL LABORATORY			2	100%	2
RICHICHI FAMILY HEALTH			2	100%	2
RAPID URGENT CARE - ALBANY			2	100%	2
MINUTECLINIC DIAGNOSTIC OF OHIO #6192		2			2
CHI MEMORIAL PRIMARY CARE ASSOCIATES-A		2			2
SOUTHEASTERN INSTITUTE OF RESTORATIVE MEDICINE		1	1	50%	2
NORTH COUNTRY FAMILY HEALTH CENTER INC		2			2
MEDEXPRESS URGENT CARE - SPRINGFIELD, COOLEY ST		2			2
TENNESSEE DEPARTMENT OF HEALTH (TDH) - REGIONAL LABORATORY			2	100%	2
EASTERN NIAGARA HOSPITAL		2			2
CVS MO10151POCT SPRINGFIELD		1	1	50%	2
JRS LABORATORY			2	100%	2
ACCESS MEDICAL GROUP OF TAMPA II, INC		2			2
WEAKLEY COUNTY REHAB AND NURSING CENTER		2			2
CVS MA1877POCT NORTON		2			2
PUBLIC HEALTH LABORATORY	1		1	50%	2
CONCENTRA - ORLANDO SOUTH II		2			2
CVS SC7567POCT BOILING SPRINGS		1	1	50%	2
NATIONAL JEWISH HEALTH			2	100%	2
THE WINDSOR ORTEGA		2			2
INTERMOUNTAIN MEDICAL CENTER			2	100%	2
University Plaza Rehabilitation and Nursing			2	100%	2
Heartland Healthcare Center Boca Raton			2	100%	2
CARE 365			2	100%	2
GENETIC ASSAYS INC			2	100%	2
CVS MA447POCT NORTHAMPTON		2			2
DASCENA LAB			2	100%	2
ORMOND BEACH URGENT CARE			2	100%	2
Walgreens #9278		2			2
UHEALTH CORAL SPRINGS			2	100%	2
GERM BUSTERS 911 LLC			2	100%	2
CVS AZ1720POCT QUEEN CREEK		2			2
SIMMONS			2	100%	2
AUSTIN REGIONAL CLINIC MICROBIOLOGY LAB			2	100%	2
CHARLOTTE COUNTY HEALTH DEPARTMENT			2	100%	2
SYLVAN NURSING			2	100%	2
MEDERI CARETENDERS		1	1	50%	2

# COVID-19: testing by laboratory

Data through Mar 14, 2021 verified as of Mar 15, 2021 at 09:25 AM

Data in this report are provisional and subject to change.

The numbers in the table below represent the number of Florida and non-Florida residents for whom test results were received by the Department of Health. A person can be tested by more than one laboratory and can have both positive and negative results. **Therefore, the sum of the numbers in each column will be larger than the total number of people tested.**

Reporting lab	Inconclusive	Negative	Positive	Percent positive	Total
UNIVERSITY COMMUNITY HEALTH SERVICES		1	1	50%	2
HCR MANOR CARE SERVICES OF FLORIDA III INC		2			2
POMERENE HOSPITAL			2	100%	2
JBSA-SAM HOUSTON			2	100%	2
WASHINGTON STATE DEPARTMENT OF HEALTH PUBLIC HEALTH LABORATORIES			2	100%	2
EXPRESS CARE WALK-IN CLINIC			2	100%	2
SUNSHINE PHARMACY		2			2
VAULT HEALTH			2	100%	2
HOUSTON HEALTH DEPARTMENT - BUREAU OF LABORATORY SERVICES			2	100%	2
HEALTH PARTNERS REGIONAL HOSPITAL			2	100%	2
SINAI POST ACUTE NURSING AND REHAB CE		2			2
AFC PHYSICIANS OF FLORIDA, PA			2	100%	2
SOUTHCARE PHARMACY INC			2	100%	2
University Center East			2	100%	2
NIAGARA APOTHECARY INC		2			2
PM PEDIATRICS OF BAYSIDE, PLLC - MANHASSET		2			2
STATCARE URGENT AND WALK-IN			2	100%	2
CVS SC2250POCT COLUMBIA		2			2
NEW YORK CITY CENTRAL COVID			2	100%	2
VENETIAN GARDENS		2			2
BEAUFORT MEMORIAL			2	100%	2
AYASS BIOSCIENCE LLC			2	100%	2
CARENOW LENEXA			2	100%	2
SMITH NORTHVIEW HOSPITAL LAB			2	100%	2
PROSPECT URGENT CARE			2	100%	2
MILFORD REGIONAL HOSPITAL			2	100%	2
PALOS COMMUNITY HOSPITAL LABORATORY			2	100%	2
SENDER RETREAT ADULT DAY CARE CENTERS			2	100%	2
HEALTH FIRST MEDICAL GROUP			2	100%	2
CVS PA7132POCT THORNDALE		2			2
NIBHA MEDIRATTA MD PL			2	100%	2
CVS AZ10150POCT PHOENIX		2			2
WARD MEMORIAL HOSPITAL		2			2
ASPIRUS RIVERVIEW HOSPITAL & CLINICS INC		1	1	50%	2
DEBORAH HEART AND LUNG CENTER		2			2
JOHNSON CITY MEDICAL CENTER		1	1	50%	2
Workmens Circle Multicare Center		2			2
Kroger 426 - The Little Clinic Suwanee		2			2
CVS M08581POCT BLUE SPRINGS		1	1	50%	2
POPLAR HEALTHCARE			2	100%	2
CHAPPEL GROUP RESEARCH, THE		2			2
Jackson Health Care Facility			2	100%	2
Cottage of the Shoals		2			2
CVS AZ5477POCT SURPRISE		2			2
HAWAII DEPARTMENT OF HEALTH			2	100%	2
VIRGINIA DEPT OF HEALTH OFFICE OF EPIDEMIOLOGY			2	100%	2
MEMORIAL SLOAN KETTERING CANCER CENTER		1	1	50%	2

# COVID-19: testing by laboratory

Data through Mar 14, 2021 verified as of Mar 15, 2021 at 09:25 AM

Data in this report are provisional and subject to change.

The numbers in the table below represent the number of Florida and non-Florida residents for whom test results were received by the Department of Health. A person can be tested by more than one laboratory and can have both positive and negative results. **Therefore, the sum of the numbers in each column will be larger than the total number of people tested.**

Reporting lab	Inconclusive	Negative	Positive	Percent positive	Total
ST JOHN'S RIVERSIDE HOSPITAL		2			2
MOORE CLINICAL RESEARCH INC			2	100%	2
INTEGRITY CLINICAL RESEARCH CENTER INC		1	1	50%	2
APPLING NURSING & REHABILITATION PAVIL		2			2
MEDEXPRESS - WILMINGTON KIRKWOOD HIGHWAY		2			2
Kroger 127 - The Little Clinic Lakewood-Alameda		2			2
Kroger 672 - The Little Clinic Bill Kennedy & Glenwood		2			2
LABTOX LABORATORIES			2	100%	2
FAMILY CARE SPECIALISTS OF ORLANDO			2	100%	2
LAB CORP OF AMER SAN DIEGO			2	100%	2
ACCESS LABORATORIES LLC			2	100%	2
FLORIDA DEPARTMENT OF HEALTH (FDOH)			2	100%	2
IAN C BOYKIN MD		2			2
STUDENT HEALTH SERVICES			2	100%	2
CVS OH4300POCT STRONGSVILLE		2			2
JACKSONVILLE VA OPC			2	100%	2
PRECISION DIAGNOSTIC INC		2			2
COMMUNITY HEALTH CENTERS OF PINELLAS, INC			2	100%	2
UNIVERSITY OF MARYLAND MEDICAL CENTER			2	100%	2
MAIN STREET MEDICAL CENTERS		2			2
REGIONS HOSPITAL LABORATORY			2	100%	2
PARKLAND HEALTH & HOSPITAL			2	100%	2
PALMETTO FAMILY HEALTH CENTER			2	100%	2
COBLESKILL REGIONAL HOSPITAL		2			2
Avanti Wellness and Rehab			2	100%	2
HUMILITY OF MARY HEALTH PARTNERS			2	100%	2
ST JOSEPH'S HOSPITAL INC			2	100%	2
Macon Valley Nursing and Rehabilitation Center		2			2
CVS MA1845POCT WILMINGTON		2			2
MARLBORO URGENT CARE		2			2
PRIMACARE MEDICAL LAKEWOOD			2	100%	2
IN AND OUT URGENT CARE			2	100%	2
MEDEXPRESS URGENT CARE - ROSS TOWNSHIP		2			2
Good Samaritan Society Waukon		2			2
Granville Center	1	1			2
NORTHEAST FLORIDA INTERNAL MEDICINE PA		2			2
LACORP		1	1	50%	2
DRR JMC URGENT CARE DONALD ROSS			2	100%	2
NEWTON MEMORIAL HOSPITAL		2			2
MANATEE MEMORIAL HOSPITAL CLINICAL LABORATORY			2	100%	2
WEST FLORIDA MEDICAL ASSOCIATES, PA			2	100%	2
MARCO ISLAND MEDICAL CENTER			2	100%	2
CVS OH4499POCT LYNDHURST		2			2
CVS TX3292POCT WYLIE		2			2
Piney Grove Nursing and Rehabilitation Center		2			2
HEALTH & REHAB CTR AT DOLPHINS VIEW, THE			2	100%	2
SAFE PMC		2			2

# COVID-19: testing by laboratory

Data through Mar 14, 2021 verified as of Mar 15, 2021 at 09:25 AM

Data in this report are provisional and subject to change.

The numbers in the table below represent the number of Florida and non-Florida residents for whom test results were received by the Department of Health. A person can be tested by more than one laboratory and can have both positive and negative results. **Therefore, the sum of the numbers in each column will be larger than the total number of people tested.**

Reporting lab	Inconclusive	Negative	Positive	Percent positive	Total
WALKONCLINIC			2	100%	2
Sevierville Health and Rehabilitation		2			2
SANTA ROSA COUNTY HEALTH DEPARTMENT			2	100%	2
FIRST CHOICE MEDICAL PC			2	100%	2
GIGI WOOD DAVIS DO-FAMILY MEDICINE		2			2
VA CBOC			2	100%	2
INSPIRIT SENIOR LIVING			2	100%	2
107TH PLACE GROUP HOME		2			2
AMERICAN MEDICAL LABORATORIES			2	100%	2
MEDEXPRESS URGENT CARE-SELINGSGROVE		2			2
SAWGRASS PEDIATRIC PARTNERS LLC			2	100%	2
BOSTON MEDICAL CENTER			2	100%	2
MINUTECLINIC DIAGNOSTIC, PA #10252		2			2
OCALA REGIONAL KIDNEY CENTER-WEST			2	100%	2
HOME ACCESS HEALTH			2	100%	2
ADVANCED MEDICAL OF FLORIDA			2	100%	2
PruittHealth Lakehaven		2			2
EASTSIDE SPORTS COMPLEX			2	100%	2
MEDEXPRESS URGENT CARE - ANDERSON		2			2
KIVA AT MOUNT DORA			2	100%	2
ROUTE 16 PHARMACY LLC DBA HOLLAND PHAR		2			2
BOSTON PUBLIC HEALTH COMMISSION			2	100%	2
CAREWELL JW - WORCESTER LNC			2	100%	2
DALLAS MEDICAL CENTER			2	100%	2
SHELL POINT HOME HEALTH			2	100%	2
SANFORD REGIONAL HOSPITAL WORTHINGTON		2			2
BLOSSOMS ASSISTED LIVING 1 LLC			2	100%	2
Kroger 745 - The Little Clinic Somerset		2			2
Alden Terrace of McHenry			2	100%	2
Providence of Sparta Health and Rehabilitation		2			2
CVS M05727POCT PLATTE CITY		2			2
LEGACY LABORATORY SERVICES			2	100%	2
ROBERTS WESLEYAN COLLEGE HEALTH CENTE		2			2
BIOHEALTH MEDICAL LAB INC			2	100%	2
Kroger 667 - The Little Clinic Litchfield Park		2			2
BAPTIST HEALTH LEXINGTON			2	100%	2
Buena Vista Care Center		2			2
St. Josephs Hospital			2	100%	2
CVS SC2497POCT LEXINGTON		2			2
RIVER CITY MEDICAL ASSOCIATES, INC			2	100%	2
Kroger 130 - The Little Clinic Colorado Springs		2			2
JOHN D. ARCHBOLD MEM. HOSPITAL			2	100%	2
MIAMI DADE MEDICAL RESEARCH INSTITUTE			2	100%	2
CREATIVE HEALTH CENTER			2	100%	2
DAYTON CHILDRENS HOSPITAL LAB			2	100%	2
FLORIDA COMMUNITY HEALTH CENTERS, INC.			2	100%	2
FLORIDA MEDICAL CLINIC CARDIOLOGY-ZH			2	100%	2

# COVID-19: testing by laboratory

Data through Mar 14, 2021 verified as of Mar 15, 2021 at 09:25 AM

Data in this report are provisional and subject to change.

The numbers in the table below represent the number of Florida and non-Florida residents for whom test results were received by the Department of Health. A person can be tested by more than one laboratory and can have both positive and negative results. **Therefore, the sum of the numbers in each column will be larger than the total number of people tested.**

Reporting lab	Inconclusive	Negative	Positive	Percent positive	Total
Tidelands Health Rehabilitation Hospital			2	100%	2
NEMOURS CHILDREN'S URGENT CARE LAKE NONA			2	100%	2
CLINICAL REFERENCE LABORATORY, INC		2			2
CERTIVIA LABORATORIES			2	100%	2
EDGEWATER RETIREMENT MANOR			2	100%	2
MOUNT SINAI AVENTURA DIAGNOSTIC CENTER			2	100%	2
HELIX URGENT CARE			2	100%	2
DOCTORS MEDICAL CTR OF WALTON COUNTY			2	100%	2
FHCP ASC - ORANGE CITY			2	100%	2
WISCONSIN STATE LABORATORY OF HYGIENE		1	1	50%	2
TMH REHABILITATION CENTER		2			2
ADVANTA ANALYTICAL LABORATORIES			2	100%	2
EXCUSED ABSENCE PLLC		2			2
BROOKDALE ALTAMONTE SPRINGS			2	100%	2
BROOKDALE PALM BEACH GARDENS			2	100%	2
CVS MA957POCT WEST SPRINGFIELD		2			2
CVS TX7288POCT DALLAS		2			2
PRECISION CLINICAL RESEARCH			2	100%	2
HERNANDO CHILDREN'S			2	100%	2
SPRING HILL REGIONAL HOSPITAL			2	100%	2
BOND COMMUNITY HEALTH CENTER			2	100%	2
WALGREENS #13605		2			2
NORTON IMMEDIATE CARE CENTER - PRESTON			2	100%	2
NORTH MANATEE HEALTH CARE CENTER			2	100%	2
CVS AZ9290POCT PHOENIX		2			2
MEDEXPRESS URGENT CARE - RUNNEMEDE		1	1	50%	2
Imboden Creek Living Center		2			2
FLORIDA MENTOR FAULKNER GROUP HOME			2	100%	2
GRANDVIEW COLLEGE STUDENT HEALTH CENTE		2			2
CHESTERFIELD HEALTHCARE GROUP, INC		2			2
ADVENTHEALTH IMAGING PARTIN SETTLEMENT			2	100%	2
MY PHARMACY			2	100%	2
CVS OH4327POCT PAINESVILLE		2			2
CHRISTUS SPOHN HOSPITAL			2	100%	2
Life Care Center of Elyria		2			2
EVERYBODY'S FAMILY CLINIC		2			2
COLONIAL MEDICAL CENTER-EAST ORLANDO			2	100%	2
MISSION HOSPITAL REGIONAL MEDICAL CENTER			2	100%	2
MC DIAGNOSTIC OF CONNECTICUT, PC #252		1	1	50%	2
SYNEOS HEALTH			2	100%	2
CHIEFLAND MEDICAL CENTER LLC			2	100%	2
ADVENTHEALTH EAST ORLANDO EMPLOYEE CLINIC		2			2
NYUMC CLINICAL LABORATORIES			2	100%	2
UNIVERSITY OF MISSOURI HEALTH CARE			2	100%	2
ALVERNO CLINICAL LABORATORIES			2	100%	2
HOME CARE PHARMACY OF PALM COAST INC		2			2
Kroger 409 - The Little Clinic Hebron Marketplace		1	1	50%	2

# COVID-19: testing by laboratory

Data through Mar 14, 2021 verified as of Mar 15, 2021 at 09:25 AM

Data in this report are provisional and subject to change.

The numbers in the table below represent the number of Florida and non-Florida residents for whom test results were received by the Department of Health. A person can be tested by more than one laboratory and can have both positive and negative results. **Therefore, the sum of the numbers in each column will be larger than the total number of people tested.**

Reporting lab	Inconclusive	Negative	Positive	Percent positive	Total
CVS CA9606POCT TEMECULA		2			2
BAYLOR SCOTT & WHITE COMPREHENSIVE WOUND			2	100%	2
JASPER MEMORIAL HOSPITAL		1	1	50%	2
ORLANDO LUTHERAN TOWERS		1	1	50%	2
Camellia Gardens		2			2
NATHAN LITTAUER HOSPITAL LAB		2			2
BIONIC TECHNOLOGIES CORPORATION			2	100%	2
AHC Forest cove		2			2
YOUTH AND YOU, INC		2			2
LIFELINK OF FLORIDA		1	1	50%	2
Georgiana Health and Rehabilitation, LLC		2			2
DEER'S HEAD CENTER		2			2
SHERIDAN AT HOBE SOUND, THE			2	100%	2
MEDEXPRESS URGENT CARE - WEXFORD		2			2
CVS NH2257POCT MANCHESTER		2			2
The Grand Rehabilitation & Nursing Utica		2			2
MEDSTAR HARBOR HOSPITAL			2	100%	2
PARKRIDGE MEDICAL CENTER			2	100%	2
441 URGENT CARE-MULBERRY			2	100%	2
FIRST PREVENTION AND DIALYSIS CENTER LLC			2	100%	2
CITRUS DERMATOLOGY			2	100%	2
SHANDS JACKSONVILLE CLINICAL CENTER		1	1	50%	2
ASCENSION ST VINCENT'S RIVERSIDE			2	100%	2
TEXAS HEALTH CARE			2	100%	2
LIFETIME FAMILY URGENT CARE			2	100%	2
MOBILE HEALTH LABS LLC			2	100%	2
BELLIN HOSPITAL			2	100%	2
AFC/DOCTORS EXPRESS NORTH BERGEN		2			2
MASSACHUSETTS DEPARTMENT OF HEALTH			2	100%	2
LEGACY ER & URGENT CARE - FRISCO WEST			2	100%	2
ENVOY OF FORK UNION, LLC DBA ENVOY AT THE VILLAGE		2			2
HARRINGTON PARK HEALTH AND REHAB		2			2
TMH EC NORTHEAST LABORATORY			2	100%	2
MEDEXPRESS URGENT CARE-SALINA, S 9TH ST		2			2
MEDEXPRESS URGENT CARE- ALLISON PARK		1	1	50%	2
Cortland Acres Association		2			2
GOUVERNEUR HOSPITAL LABORATORY		2			2
HEALTH EXPRESS URGENT CARE			2	100%	2
VOLUNTEERS OF AMERICA OF FLORIDA			2	100%	2
ABBOTT LABORATORIES - OCCUPATIONAL HEALTH SERVICES			1	100%	1
Walgreens #9620		1			1
5 STAR HOME HEALTH SERVICES INC		1			1
ADVENT HEALTH MEDICAL GROUP MULTISPECIALTY			1	100%	1
Brattleboro Crossings LLC dba Pine Heights at Brattleboro		1			1
RESOURCE PATH LLC			1	100%	1
CVS OH2381POCT LEWIS CENTER		1			1
HEALTH FIRST MEDICAL GROUP LLC			1	100%	1

# COVID-19: testing by laboratory

Data through Mar 14, 2021 verified as of Mar 15, 2021 at 09:25 AM

Data in this report are provisional and subject to change.

The numbers in the table below represent the number of Florida and non-Florida residents for whom test results were received by the Department of Health. A person can be tested by more than one laboratory and can have both positive and negative results. **Therefore, the sum of the numbers in each column will be larger than the total number of people tested.**

Reporting lab	Inconclusive	Negative	Positive	Percent positive	Total
ADVANCE GASTROENTEROLOGY			1	100%	1
CORNERSTONE OF RECOVERY INC		1			1
LRGHEALTHCARE		1			1
Manor Care Health Services- Wilmington			1	100%	1
HCA HOUSTON ER 24/7			1	100%	1
J F K PEDIATRICS			1	100%	1
Kroger 682 - The Little Clinic Combs and Gantzel		1			1
ARLINGTON ADULT RESIDENTIAL FACILITY, INC			1	100%	1
BAPTIST HEALTH EXPRESS CARE			1	100%	1
THOMAS HOSPITAL			1	100%	1
LEE MEMORIAL HOSPITAL OUTPATIENT SURGERY CENTER			1	100%	1
Dulles Health and Rehab Center		1			1
TREASURE COAST PRIMARY CARE		1			1
TENNOVA HEALTHCARE - CLEVELAND			1	100%	1
ASANTE THREE RIVERS MEDICAL CENTER LAB		1			1
CHI MEMORIAL HOSPITAL CHATTANOOGA			1	100%	1
WALGREEN#12147		1			1
AMERICA'S ER SITE 002 LLC			1	100%	1
CLIFTON-FINE HOSPITAL LABORATORY		1			1
ENCOMPASS HEALTH REHABILITATION HOSPITAL OF MIAMI			1	100%	1
SC-GA2018 SIMPSONVILLE REHABILITATION		1			1
Fairhope		1			1
Bolingreen Health and Rehabilitation		1			1
CVS TX7675POCT RED OAK			1	100%	1
Walgreens #9121		1			1
MINUTECLINIC DIAGNOSTIC OF VIRGINIA, LLC #1980		1			1
CVS MN663POCT APPLE VALLEY		1			1
HEALTH CARE SERVICES LC			1	100%	1
Oak Hill Health & Rehabilitation Center			1	100%	1
MED FIRST IMMEDIATE CARE AND FAMILY PRACTICE			1	100%	1
SAINT LEO UNIVERSITY INCORPORATED			1	100%	1
CURA LABORATORY SERVICES			1	100%	1
CARINGPLUS HOMECARE LLC			1	100%	1
TALLAHASSEE DIALYSIS		1			1
HEARTLAND PHARMACY SEBRING			1	100%	1
MEDEXPRESS URGENT CARE - WAYNESBURG		1			1
SC-GA2018 MCCORMICK REHAB & HEALTHCARE		1			1
ROSE MEDICAL CENTER LAB			1	100%	1
CLEVELAND CLINIC OUTPATIENT LABORATORY			1	100%	1
Courtenay Springs Village			1	100%	1
CHILDRENS HEALTHCARE CTE OF NORTHERN		1			1
CVS KS8601POCT OVERLAND PARK			1	100%	1
DORA HOME CARE			1	100%	1
Kroger 541 - The Little Clinic Long Hollow Pike		1			1
TREASURE COAST COMMUNITY HEALTH INC			1	100%	1
C V S / PHARMACY #833		1			1
PALMA CEIA MED GROUP-SWANN		1			1

# COVID-19: testing by laboratory

Data through Mar 14, 2021 verified as of Mar 15, 2021 at 09:25 AM

Data in this report are provisional and subject to change.

The numbers in the table below represent the number of Florida and non-Florida residents for whom test results were received by the Department of Health. A person can be tested by more than one laboratory and can have both positive and negative results. **Therefore, the sum of the numbers in each column will be larger than the total number of people tested.**

Reporting lab	Inconclusive	Negative	Positive	Percent positive	Total
Louis Stokes Cleveland VA - Midtown Dialysis Center		1			1
CLINICAL MICROBIOLOGY LAB FAIRVIEW UNIVERSITY HOSPITAL			1	100%	1
HIDALGO FAMILY CLINIC			1	100%	1
Miller Health Care Center			1	100%	1
SOUTHERN FAMILY HEALTH			1	100%	1
INNOVATIVE CARE II LLC			1	100%	1
LCMC LAB SUBSECTION		1			1
COLER REHABILITATION AND NURSING CARE		1			1
COLLIER BLVD HMA PHYSICIANS MANAGEMENT LLC			1	100%	1
REGIONAL MED CTR BAYONET POINT			1	100%	1
St Mary's d'Youville Pavilion		1			1
CVS NC7051POCT WAKE FOREST		1			1
Kroger 419 - The Little Clinic Farmington/Exeter		1			1
VERITAS GENETICS, INC.			1	100%	1
Villa Maria			1	100%	1
MEDEXPRESS URGENT CARE - LAWTON		1			1
OMNI HEALTHCARE INC			1	100%	1
FLORIDA EPIDEMIOLOGY PROGRAM			1	100%	1
Good Samaritan Society-Atkinson		1			1
CARBON HEALTH			1	100%	1
COASTAL MANOR		1			1
HEALTHPLUS			1	100%	1
KATHY L ANDERSON DO PA			1	100%	1
YOUR KIDS URGENT CARE			1	100%	1
AUGUSTA HEALTH CLINICAL LABORATORY			1	100%	1
MORGAN STANELY HEALTH CENTER		1			1
SV MOBILE HEALTH			1	100%	1
Avera Sr. James Care Center		1			1
BAPTIST HOSPITAL LABORATORY			1	100%	1
FAMILY MEDICAL CLINIC KENDALL LLC			1	100%	1
WOMENS CARE FLORIDA LLC			1	100%	1
Masonic Medical Research Institute			1	100%	1
SLIDELL MEMORIAL HOSPITAL			1	100%	1
CVS NV5942POCT LAS VEGAS		1			1
MEDICAL ASSOCIATES OF THE SHOALS		1			1
GOOD PEDIATRICS			1	100%	1
Fairhaven Retirement Community		1			1
MEDSTAR URGENT CARE, LLC			1	100%	1
ALTA BATES SUMMIT MEDICAL CENTER CLINICAL LAB			1	100%	1
SMITH			1	100%	1
AML DIAGNOSTICS- ADV TESTING IN METABOLIC MEDICINE			1	100%	1
GARDENS PEDIATRICS			1	100%	1
BETHESDA ON TURKEY CREEK			1	100%	1
UMASS MEMORIAL MEDICAL CENTER, INC		1			1
CVS MA969POCT PALMER		1			1
DOCTORS CARE - GREER		1			1
OPTUM OF HIALEAH		1			1

# COVID-19: testing by laboratory

Data through Mar 14, 2021 verified as of Mar 15, 2021 at 09:25 AM

Data in this report are provisional and subject to change.

The numbers in the table below represent the number of Florida and non-Florida residents for whom test results were received by the Department of Health. A person can be tested by more than one laboratory and can have both positive and negative results. **Therefore, the sum of the numbers in each column will be larger than the total number of people tested.**

Reporting lab	Inconclusive	Negative	Positive	Percent positive	Total
HEALTH ALLIANCE			1	100%	1
Lutheran Community at Telford		1			1
AL MANI HEALTH INSTUTUTE		1			1
ELKHART GENERAL HOSPITAL			1	100%	1
CONSULATE HEALTH CARE OF VERO BEACH			1	100%	1
TRIDENT ANTI AGING LLC			1	100%	1
AMD			1	100%	1
MEMORIALCARE LONG BEACH MEDICAL CENTER			1	100%	1
ORLANDO DIALYSIS		1			1
FAMILY MEDICAL CENTRE			1	100%	1
UT HEALTH RIO GRANDE VALLEY PRIMARY CARE AT			1	100%	1
MISSOURI DEPT. OF HEALTH			1	100%	1
NATION'S BEST CARE HOME HEALTH			1	100%	1
ABINGTON MEMORIAL HOSPITAL			1	100%	1
HELIX BIOMEDICS LLC			1	100%	1
IVY CREEK HEALTHCARE & WELLNESS CENTRE			1	100%	1
DAYTONA BEACH DIALYSIS			1	100%	1
BRADENTON DIALYSIS			1	100%	1
PASCO COUNTY HEALTH DEPARTMENT			1	100%	1
JACKSONVILLE PEDIATRICS			1	100%	1
FLORIDA DIGESTIVE AND LIVER SPECIALISTS			1	100%	1
MIAMI CHILDRENS HOSPITAL MIDTOWN OUTPATIENT CENTER			1	100%	1
ATMORE COMMUNITY HOSPITAL			1	100%	1
ST FRANCIS COLLEGE WELLNESS CENTER		1			1
SWIFTCARE URGENT CARE, PLLC			1	100%	1
JACKSONVILLE HEALTH & REHAB		1			1
MARTIN HEALTH PHYSICIAN GROUP			1	100%	1
KELLY			1	100%	1
NEW SMYRNA BEACH AMBULATORY CARE CTR			1	100%	1
Lynwood		1			1
KID FIXERS		1			1
Autumn Care of Suffolk		1			1
Rockcastle Health and Rehab		1			1
ENCOMPASS HEALTH REHABILITATION			1	100%	1
MEDIPLUS CLINIC, INC			1	100%	1
PAUL C SCHWARTZ & MELVIN L WEIDMAN		1			1
Crowne Place Assisted Living		1			1
CATHEDRAL GERONTOLOGY CENTER DBA CATHEDRAL CARES			1	100%	1
GABRIELA GOLDSTEIN MD PA			1	100%	1
SUTTER GOULD MEDICAL FOUNDATION			1	100%	1
PROVIDENCE ST PETER HOSPITAL		1			1
MEMPHIS URGENT CARE #2, LLC			1	100%	1
AMERICAN FAMILY CARE URGENT CARE		1			1
MEDICAL CENTER			1	100%	1
MISSION HOSPITAL			1	100%	1
ST VINCENTS OUTPATIENT IMAGING		1			1
DOCTORS AFTER HOURS URGENT CARE CENTER			1	100%	1

# COVID-19: testing by laboratory

Data through Mar 14, 2021 verified as of Mar 15, 2021 at 09:25 AM

Data in this report are provisional and subject to change.

The numbers in the table below represent the number of Florida and non-Florida residents for whom test results were received by the Department of Health. A person can be tested by more than one laboratory and can have both positive and negative results. **Therefore, the sum of the numbers in each column will be larger than the total number of people tested.**

Reporting lab	Inconclusive	Negative	Positive	Percent positive	Total
UNIVERSITY OF NORTH CAROLINA HOSPITALS			1	100%	1
SHRIVERS PHARMACY AND WELLNESS CENTER			1	100%	1
METHODISM MIDLOTHIAN MEDICAL CENTER			1	100%	1
CFHC - FROSTPROOF			1	100%	1
SANFORD HOME		1			1
DR JAMES D FORBES FAMILY CARE CENTER			1	100%	1
LANTANA HC LAB			1	100%	1
OASIS FAMILY RESORT IN THE SPRINGS LLC		1			1
MERCY HOME		1			1
TILLAMOOK COUNTY GENERAL HOSPITAL LAB		1			1
DEL PRADO MEDICAL CENTER, INC		1			1
CVS TX7431POCT ROWLETT		1			1
ODYSSEY HEALTH CARE OF MARION COUNTY LLC		1			1
ELLIS HOSPITAL URGENT CARE CENTER LAB		1			1
WELL-KEY URGENT CARE SEVIERVILLE			1	100%	1
FLORIDA FAMILY LABORATORY		1			1
CVS CA9103POCT ESCONDIDO		1			1
Moab Regional Hospital			1	100%	1
Walgreens #5421		1			1
WESTEX URGENT CARE, PLLC			1	100%	1
Kroger 968 - The Little Clinic Colerain Township		1			1
UNLIMITED MEDICAL SERVICES OF FL PL DBA		1			1
Manor Care Health Care Services - Williamsport North		1			1
DOCTORS CHOICE HOME CARE INC			1	100%	1
MERITER LABORATORIES			1	100%	1
BAYFRONT CARDIOVASCULAR ASSOCIATES			1	100%	1
Kroger 753 - The Little Clinic Goss Avenue		1			1
LARKIN COMMUNITY HOSPITAL PALM SPRINGS CAMPUS			1	100%	1
ROCKLEDGE HEALTH & REHABILITATION CENTER			1	100%	1
AUTUMN CARE OF STATESVILLE, LLC		1			1
NORTHSIDE HOSPITAL DULUTH			1	100%	1
TARRANT MEDICAL ASSOCIATES			1	100%	1
Kroger 83 - The Little Clinic Rock Road		1			1
NORTHEAST BAPTIST HOSPITAL			1	100%	1
Hearthstone Nursing and Rehabilitation Center		1			1
WELLPATH			1	100%	1
AAA MEDICAL TESTING			1	100%	1
OCALA RKC EAST HEMO #1			1	100%	1
HHCS PHARMACY INC			1	100%	1
MEDICAL CLINIC OF HOUSTON			1	100%	1
Walgreens #10851		1			1
Kroger 006 - The Little Clinic Uintah Gardens		1			1
CHILDREN'S NATIONAL MEDICAL CENTER			1	100%	1
WEST COAST CLINICAL LABS INC			1	100%	1
FINLAY MEDICAL RESEARCH CORP			1	100%	1
EPIC CARE PHARMACY		1			1
Gulf Coast health and Rehabilitation, LLC		1			1

# COVID-19: testing by laboratory

Data through Mar 14, 2021 verified as of Mar 15, 2021 at 09:25 AM

Data in this report are provisional and subject to change.

The numbers in the table below represent the number of Florida and non-Florida residents for whom test results were received by the Department of Health. A person can be tested by more than one laboratory and can have both positive and negative results. **Therefore, the sum of the numbers in each column will be larger than the total number of people tested.**

Reporting lab	Inconclusive	Negative	Positive	Percent positive	Total
SYNERGY DIALYSIS INC			1	100%	1
HOUSTON DEPARTMENT OF HEALTH AND HUMAN SERVICES			1	100%	1
INLET CONCIERGE MEDICINE			1	100%	1
TRIPLE O RESEARCH INSTITUTE PA			1	100%	1
AMERICAN LAB LLC		1			1
MED CHOICE CENTER OF NORTH MIAMI			1	100%	1
Fulton County Medical Center Long Term Care			1	100%	1
MEDEXPRESS URGENT CARE, EDWARDSVILLE		1			1
PREVENTIVE CARDIOLOGY AND INTERNAL MEDICINE ASSOCI			1	100%	1
VETERANS AFFAIRS MEDICAL CENTER - EAST ORANGE			1	100%	1
SUNCOAST BEHAVIORAL HEALTH CENTER			1	100%	1
NEW ULM MEDICAL CENTER			1	100%	1
AUTUMN HOUSE			1	100%	1
AURORA HEALTH CARE METRO INC			1	100%	1
RIVERSIDE REGIONAL MED CENTER			1	100%	1
PEDIATRIC ASSOCIATES - DORAL			1	100%	1
THYROID SPECIALTY LABORATORY			1	100%	1
Mayfair Village Nursing Care Center		1			1
EMPLOYEE WELLNESS PA			1	100%	1
SPRING VALLEY HOSPITAL MEDICAL CENTER			1	100%	1
CLARKSVILLE MANOR INC		1			1
NEWCARE PRIMARY MEDICINE			1	100%	1
ST. LUKES HOSPITAL			1	100%	1
ICARE		1			1
NAVARRO MEDICAL CENTERS LLC			1	100%	1
BOLLES SCHOOL, THE			1	100%	1
DEVLAB, LLC			1	100%	1
MIRAMAR KIDNEY CENTER		1			1
MEDEXPRESS URGENT CARE - MT EPHRAIM		1			1
American Fork Care Center dba Heritage Care Center		1			1
KIOSK MEDICINE KENTUCKY LLC		1			1
ADVENTHEALTH MEDICAL GROUP INTERNAL MEDICINE AT MILLS			1	100%	1
IVAN, MAYA			1	100%	1
HENRICO DOCTOR'S LABORATORY			1	100%	1
ADVENTHEALTH HOME CARE WATERMAN			1	100%	1
POMPANO BEACH ARTIFICIAL KIDNEY CENTER			1	100%	1
ELATION HEALTH		1			1
Mountain City Care and Rehabilitation Center		1			1
VA Greater LA HCS-Santa Maria OPC			1	100%	1
Parkside Manor		1			1
Walgreens #10988		1			1
WARREN GENERAL HOSPITAL			1	100%	1
SKY LAKES MEDICAL CENTER		1			1
CVS OH6164POCT DELAWARE		1			1
MEDCOR INC			1	100%	1
BRIDGEWAY CENTER INC			1	100%	1
Kroger 588 - The Little Clinic Thompsons Station		1			1

# COVID-19: testing by laboratory

Data through Mar 14, 2021 verified as of Mar 15, 2021 at 09:25 AM

Data in this report are provisional and subject to change.

The numbers in the table below represent the number of Florida and non-Florida residents for whom test results were received by the Department of Health. A person can be tested by more than one laboratory and can have both positive and negative results. **Therefore, the sum of the numbers in each column will be larger than the total number of people tested.**

Reporting lab	Inconclusive	Negative	Positive	Percent positive	Total
YOUTH HEALTH CENTER OF HUNTINGTON		1			1
SHAW MEDICAL GROUP LLC			1	100%	1
MINUTECLINIC DIAGNOSTIC OF KANSAS, PC		1			1
HOUSTON MEDICAL CENTER			1	100%	1
MEDICAL EXAMINERS OFFICE, LEESBURG			1	100%	1
Cerenity Senior Care-White Bear Lake		1			1
Brio of Johnston		1			1
Henry County Health and Rehabilitation		1			1
St. Catherine's manor of Findlay		1			1
CVS AZ4795POCT MESA		1			1
RED HOOK FAMILY PRACTICE		1			1
RAPID MEDLAB (002MO)		1			1
MERITUS MEDICAL CENTER			1	100%	1
JOHN D. ARCHBOLD MEMORIAL HOSPITAL			1	100%	1
AMBRY GENETICS CORP	1				1
APPLECARE URGENT CARE KINGSLAND			1	100%	1
YUMA REGIONAL MEDICAL CENTER			1	100%	1
			1	100%	1
PROGRESSIVE MEDICAL LAB LLC			1	100%	1
LABORATORY COPRORATION OF AMERICA			1	100%	1
KEATING SPORTS CENTER		1			1
ORMOND BEACH DIALYSIS			1	100%	1
CARE ADVANTAGE			1	100%	1
MEMORIAL HOSPITAL AT GULFPORT			1	100%	1
SARASOTA MEMORIAL HOSPITAL		1			1
Kroger 57 - The Little Clinic Jay C Charlestown		1			1
ALABAMA REFERENCE LAB			1	100%	1
Consulate Health Care of Tallahassee			1	100%	1
JEFFREY A HIRSCHFIELD, MD PA			1	100%	1
INTERNAL MEDICINE EMILIA MURRAY MD PA		1			1
MRMC LAB MICRO			1	100%	1
LAKE COMMUNITY ACTION AGENCY		1			1
JERSEY IRISH MEDICAL		1			1
ALL CARE URGENT CARE			1	100%	1
MEA PRIMARY CARE PLUS BYRAM			1	100%	1
CVS TX1057POCT SAN ANTONIO		1			1
WALGREENS NO 10512			1	100%	1
XSTREMEMD			1	100%	1
HYDE PARK MEDICAL CENTER		1			1
DUKE UNIVERSITY POINT OF CARE TESTING PROGRAM			1	100%	1
CVS MA1022POCT CAMBRIDGE		1			1
MEDEXPRESS URGENT CARE - LEOMINSTER		1			1
NORTH BREVARD CHILDRENS MEDICAL CENTER			1	100%	1
LONESTAR 24HRER MANAGEMENT LLC DBA LONESTAR 24HRER			1	100%	1
ALL PRO ORTHOPEDICS & SPORTS MEDICINE, PA			1	100%	1
HARDIN MEMORIAL HOSPITAL - HEARTLAND PATHOLOGY CONSULTANTS			1	100%	1
MID-SOUTH URGENT CARE, PLLC			1	100%	1

# COVID-19: testing by laboratory

Data through Mar 14, 2021 verified as of Mar 15, 2021 at 09:25 AM

Data in this report are provisional and subject to change.

The numbers in the table below represent the number of Florida and non-Florida residents for whom test results were received by the Department of Health. A person can be tested by more than one laboratory and can have both positive and negative results. **Therefore, the sum of the numbers in each column will be larger than the total number of people tested.**

Reporting lab	Inconclusive	Negative	Positive	Percent positive	Total
SANCHEZ CAZAU MEDICAL GROUP			1	100%	1
HIGHLAND LABORATORY			1	100%	1
ADVANCED MEDICAL LABORATORIES (AML)			1	100%	1
QUALITY LAB			1	100%	1
ADVENTHEALTH MEDICAL GROUP ADULT AND SENIOR HEALTH			1	100%	1
CVS TN6414POCT SMYRNA		1			1
ARIZONA STATE LABORATORY			1	100%	1
MOBILE HEALTH MEDICAL SERVICES PC		1			1
BREVARD FAMILY WALK IN CLINIC			1	100%	1
WESTOX LABS		1			1
FLORIDA HEART AND VASCULAR MULTISPECIALTY GROUP PA			1	100%	1
POUDRE VALLEY HOSPITAL			1	100%	1
QUICKCARE HEALTH, INC			1	100%	1
FLAGLER MEDICAL ASSOCIATES PA			1	100%	1
CENTRAL FL INTERNAL MEDICINE ASSOCIATES LLC		1			1
Keller Landing Center		1			1
CVS MA1875POCT ASHLAND			1	100%	1
NORTH MIAMI BEACH SURGICAL CENTER			1	100%	1
KAISER PERMANENTE REGIONAL REFERENCE LABORATORY		1			1
PROFESSIONAL DIALYSIS CENTER			1	100%	1
KENDALL PEDIATRICS PARTNERS LLC			1	100%	1
DOCTORS HOSPITAL OF LAREDO			1	100%	1
HIGHLANDS CLINICAL LABORATORY			1	100%	1
PAMC MICRO LAB			1	100%	1
AHC Dyersburg		1			1
EMERALD HEALTH CARE		1			1
SHANNON MEDICAL CENTER			1	100%	1
Brookdale Southside			1	100%	1
BROOKDALE FORT MYERS LAKES PARK			1	100%	1
RENE F CEDENO DMD PA		1			1
SANTA MONICA CA-UCLA MC			1	100%	1
Waycross VA CBOC		1			1
MEDEXPRESS URGENT CARE - TOPEKA, SW WANAMAKER RD		1			1
Good Samaritan Society - Albion		1			1
WELLINGTON WEST 100176			1	100%	1
Kroger - KRO03400316			1	100%	1
THE DOCTORS OFFICE OF BRICK, LLC		1			1
SUN CITY DIAGNOSTIC CENTER			1	100%	1
Glenview Terrace Nursing Center		1			1
INTERIM HEALTHCARE OF PALM COAST			1	100%	1
LIFESTREAM BEHAVIORAL CENTER INC			1	100%	1
SYNAPSE ANALYTICAL LABS		1			1
EXACCARE KINGSTON, LLC			1	100%	1
SOUTHWESTERN VERMONT MEDICAL CENTER			1	100%	1
DEVITA		1			1
Summit Medical Group Morristown Oncology		1			1
ATHENS MEDICAL CENTER			1	100%	1

# COVID-19: testing by laboratory

Data through Mar 14, 2021 verified as of Mar 15, 2021 at 09:25 AM

Data in this report are provisional and subject to change.

The numbers in the table below represent the number of Florida and non-Florida residents for whom test results were received by the Department of Health. A person can be tested by more than one laboratory and can have both positive and negative results. **Therefore, the sum of the numbers in each column will be larger than the total number of people tested.**

Reporting lab	Inconclusive	Negative	Positive	Percent positive	Total
CHATSWORTH ASSISTED LIVING COMMUNITY AT PGA NATIONAL			1	100%	1
PENSACOLA PATHOLOGY		1			1
SPRINGFIELD HOSPITAL			1	100%	1
CVS MI8091POCT FRASER		1			1
ADDINGTON PLACE EAST LAKE		1			1
SAINT FRANCIS HOSPITAL			1	100%	1
Grays Harbor Health and Rehabilitation		1			1
WELLMED AT LINEBAUGH AVE			1	100%	1
HSRE-ASL CASSELBERRY TRS, LLC			1	100%	1
EAST END PEDIATRICS		1			1
CHILDRENS SPECIALIST PEDIATRIC PULMMOLOGY &			1	100%	1
Ashland Place Health and Rehabilitation, LLC		1			1
DOCTORS CARE - AIKEN MALL			1	100%	1
ADVANCED LABORATORY SERVICES			1	100%	1
CARENOW URGENT CARE-HENDERSONVILLE		1			1
WILMINGTON NURSING AND REHAB			1	100%	1
PEDIATRIC ASSOCIATES - JACKSONVILLE			1	100%	1
Kroger 407 - The Little Clinic Lexington		1			1
REHABILITATION CENTER OF SOUTH GEORGIA		1			1
VAULT MEDICAL SERVICES			1	100%	1
EMORY CRAWFORD LONG HOSPITAL			1	100%	1
SOPHIA MEDICAL ASSOCIATES, PC			1	100%	1
SELECT SPECIALTY HOSPITAL - ORLANDO SOUTH			1	100%	1
KEY BISCAYNE PEDIATRIC ASSOCIATES INC			1	100%	1
Southern Pines Healthcare Center		1			1
ONSLOW COUNTY HEALTH DEPARTMENT			1	100%	1
Wedgewood Manor		1			1
Cornerstone at the Ranch		1			1
Villages of St.Peters		1			1
GULF COUNTY HEALTH DEPARTMENT			1	100%	1
Freedom Pointe at The Villages			1	100%	1
Jersey City Medical Center		1			1
CYPRESS CREEK DIALYSIS CTR			1	100%	1
NULEASE MEDICAL SOLUTIONS			1	100%	1
GALVESTON COUNTY HEALTH DISTRICT			1	100%	1
MYCLINIC, INC			1	100%	1
Kroger - KRO01100688			1	100%	1
ADVENTHEALTH CENTRA CARE POINCIANA			1	100%	1
West Bay of Tampa Center			1	100%	1
TEXAS HEALTH HARRIS METHODIST HOSPITAL			1	100%	1
MID FLORIDA DERMATOLOGY ASSOCIATES PA			1	100%	1
HEARTLAND REGIONAL MEDICAL CENTER		1			1
1ST CHOICE URGENT CARE CENTER LLC			1	100%	1
FREDERICK AVENUE GROUP HOME		1			1
MIAMI-DADE COUNTY HEALTH DEPT.		1			1
Glenburn Home		1			1
Overton Brooks VAMC		1			1

# COVID-19: testing by laboratory

Data through Mar 14, 2021 verified as of Mar 15, 2021 at 09:25 AM

Data in this report are provisional and subject to change.

The numbers in the table below represent the number of Florida and non-Florida residents for whom test results were received by the Department of Health. A person can be tested by more than one laboratory and can have both positive and negative results. **Therefore, the sum of the numbers in each column will be larger than the total number of people tested.**

Reporting lab	Inconclusive	Negative	Positive	Percent positive	Total
Orchid Cove at Naples			1	100%	1
VITAL CARE			1	100%	1
NEW YORK STATE DEPARTMENT OF HEALTH			1	100%	1
LABONE		1			1
St. Luke's Care Center		1			1
CHI ST. LUKE'S HEALTH BCM MEDICAL CENTER			1	100%	1
CULVER CITY URGENT CARE			1	100%	1
PEDIATRIC PARTNERS OF ZEPHYRHILLS PA			1	100%	1
ST. MICHAEL'S ELITE HOSPITAL			1	100%	1
MAINE HEALTH AND ENVIRONMENTAL TESTING LABORATORY			1	100%	1
Walgreens #9890		1			1
UF HEALTH EMERGENCY CENTER LABORATORY		1			1
CLINICAL CARE, INC			1	100%	1
PALM COAST DRAW STATION/AMERICAN HEALTH ASSOCIATES		1			1
CIRRUS DX			1	100%	1
CEPERO PEDIATRICS PA			1	100%	1
UNIVERSITY OF MARYLAND PATHOLOGY ASSOCIATES			1	100%	1
MEDEXPRESS URGENT CARE - PINE BLUFF S		1			1
THE HOSPITALS OF PROVIDENCE EMERGENCY ROOM			1	100%	1
UNIVERSITY PLACE NURSING CENTER		1			1
UNITY LONGPOND		1			1
SUNSHINE FAMILY & WELLNESS CENTER			1	100%	1
HOME AIDE SVC OF EASTERN NY INC D/B/A		1			1
THE DOCTOR'S OFFICE OF WEST CALDWELL		1			1
CLEVELAND CLINIC FLORIDA WAIVED			1	100%	1
PHOEBE PRIMARY CARE CAMILLA			1	100%	1
BAPTIST HEALTH MEDICAL PLAZA			1	100%	1
PALM BEACH COUNTY SHERIFF OFFICE			1	100%	1
WALGREENS # 12338		1			1
Caldwell Care		1			1
NORTHEAST GEORGIA HEALTH SYSTEM			1	100%	1
TREASURE COAST MEDICAL CONCIERGE LLC			1	100%	1
OMNICARE PHARMACY OF TEXAS 1, LP		1			1
BREVARD COUNTY JAIL			1	100%	1
USCG AIR STATION CLEARWATER CLINIC			1	100%	1
NEMOURS CHILDREN'S PRIMARY CARE			1	100%	1
AVERA SACRED HEART HOSPITAL			1	100%	1
Arlington Care Center			1	100%	1
UNITYPOINT HEALTH TRINITY			1	100%	1
ALLEGHENY GENERAL HOSPITAL			1	100%	1
ST ANTHONY COMMUNITY HOSPITAL LAB		1			1
Vi at Aventura		1			1
VA Texas Valley Coastal Bend Harlingen HCC		1			1
ST FRANCIS MEDICAL CENTER			1	100%	1
ENT & ALLERGY ASSOCIATES, LLP - SLEEPY HOLLOW (ABBOTT)		1			1
ADVENTHEALTH SENIOR CARE AT ORMOND			1	100%	1
NEW RIVER HEALTH DISTRICT			1	100%	1

# COVID-19: testing by laboratory

Data through Mar 14, 2021 verified as of Mar 15, 2021 at 09:25 AM

Data in this report are provisional and subject to change.

The numbers in the table below represent the number of Florida and non-Florida residents for whom test results were received by the Department of Health. A person can be tested by more than one laboratory and can have both positive and negative results. **Therefore, the sum of the numbers in each column will be larger than the total number of people tested.**

Reporting lab	Inconclusive	Negative	Positive	Percent positive	Total
MULTICARE PHYSICIANS			1	100%	1
LOUISIANA STATE LAB			1	100%	1
KETTERING MEDICAL CENTER			1	100%	1
ASSOCIATES IN INTERNAL MEDICINE PA			1	100%	1
MEDEXPRESS URGENT CARE - BENTONVILLE		1			1
GOOD SAMARITAN HOSPITAL			1	100%	1
KEY WEST BRANCH MEDICAL CLINIC			1	100%	1
Kroger 447 - The Little Clinic Lebanon		1			1
PALM BEACH COUNTY HEALTH DEPT.			1	100%	1
AVON PARK CLUSTER		1			1
PHYSICIANS URGENT CARE			1	100%	1
SOUTH DADE NURSING & REHABILITATION CENTER			1	100%	1
PROVIDENCE PORTLAND MEDICAL CENTER		1			1
DORNOCH PLACE DEL PRADO		1			1
Kroger 825 - The Little Clinic Dorothy Lane		1			1
MISSOURI DEPARTMENT OF HEALTH AND SENIOR SERVICES - STATE PH LAB		1			1
TMH PHYSICIAN PARTNERS QUINCY			1	100%	1
BLACK SHEEP MEDICAL			1	100%	1
CVS MA217POCT TEWKSBURY		1			1
HEALTH CLINIC,THE		1			1
SILVERMAN			1	100%	1
Orange City Nursing and Rehab Center			1	100%	1
CRESTHAVEN			1	100%	1
GSM OCED Subsection			1	100%	1
AVALON MEDICAL GROUP			1	100%	1
LAB TEST KENDALL LLC		1			1
SPORTS MEDICINE CLINIC - U OF WYOMING			1	100%	1
LAKE VIEW COURT		1			1
Life Care Center of Paradise Valley		1			1
MEDEXPRESS URGENT CARE - LINCOLN		1			1
PEDIATRIC PARTNERS ZEPHYRHILLS			1	100%	1
DORAL KIDNEY CENTER			1	100%	1
PROGRESSIVE URGENT CARE, PC			1	100%	1
CMC MERCY LABORATORY			1	100%	1
Signature HealthCare of Bowling Green		1			1
PRIME CARE FAMILY MEDICINE			1	100%	1
LANGLADE			1	100%	1
Smg At Bridgewater Family Medicine		1			1
MEDEXPRESS URGENT CARE-BRENTWOOD		1			1
COLUMBIA CREST CARE & RAHAB		1			1
MEDCARE QUALITY MEDICAL CENTER LLC			1	100%	1
US LABORATORIES			1	100%	1
HEALTH NETWORK			1	100%	1
MEDEXPRESS URGENT CARE - EWING		1			1
HEALTH GUAGE			1	100%	1
Juniper Village at Bucks County		1			1
Raleigh Center (WV)			1	100%	1

# COVID-19: testing by laboratory

Data through Mar 14, 2021 verified as of Mar 15, 2021 at 09:25 AM

Data in this report are provisional and subject to change.

The numbers in the table below represent the number of Florida and non-Florida residents for whom test results were received by the Department of Health. A person can be tested by more than one laboratory and can have both positive and negative results. **Therefore, the sum of the numbers in each column will be larger than the total number of people tested.**

Reporting lab	Inconclusive	Negative	Positive	Percent positive	Total
BRISTOL REGINAL MEDICAL CENTER			1	100%	1
ROSLYN INTERNAL MEDICINE		1			1
SILVER SPRINGS SHORES DIALYSIS			1	100%	1
Heritage of Red Cloud		1			1
PALMETTO CHARTER SCHOOL		1			1
Piqua Manor		1			1
MEDICAL ASSOCIATES OF CARTER		1			1
PENNY PEDIATRICS		1			1
TMH PHYSICIAN PARTNERS WAKULLA			1	100%	1
Kroger 527 - The Little Clinic Hwy 70 S.		1			1
PROGRESSIVE MEDICAL RESEARCH			1	100%	1
CVS CT2210POCT RIVERSIDE		1			1
EASTMAN HEALTHCARE & REHAB		1			1
FAMILY MEDICAL CENTERS			1	100%	1
HOLYOKE MEDICAL CENTER			1	100%	1
RIDGE OPTUM FLORIDA			1	100%	1
Bayou Vista Community Care Center			1	100%	1
FLORIDA HOSPITAL TRANSPLANT CENTER		1			1
Accordius Health at Gastonia			1	100%	1
NORTH CAROLINA STATE LABORATORY OF PUBLIC HEALTH, SPECTRUM LAB NETWORK			1	100%	1
ManorCare Yeadon		1			1
CVS IL2297651CV JOLIET		1			1
JPS HEALTH CENTER AT TRUE WORTH PLACE			1	100%	1
San Antonio Residence and Rehabilitation Center		1			1
MINUTE CLINIC DIAGNOSTICS OF IN, LLC #6252		1			1
LAB. CORP. OF AMERICA			1	100%	1
FAU MEMORY & WELLNESS CENTER			1	100%	1
ADVENTHEALTH MEDICAL GROUP PEDIATRICS DIABETES &			1	100%	1
ABSOLUTE CAREGIVERS HOME HEALTH AGENCY INC			1	100%	1
GOLDING-GRANADO MEDICAL ASSOCIATES		1			1
FORT MYERS DIALYSIS		1			1
ADVENTHEALTH MEDICAL GROUP UROLOGY AT EAST ORLANDO		1			1
SIGNATURE CARE COLLEGE STATION			1	100%	1
GENESIS MICROBIOLOGY LAB		1			1
GULF BREEZE TREATMENT CENTER, LLC			1	100%	1
SAINT JOSEPHS HOSPITAL OF ATLANTA			1	100%	1
OUCH URGENT CARE			1	100%	1
PHYSICIANS IMMEDIATE CARE			1	100%	1
INDIGO PALMS			1	100%	1
Manor Care of Dallastown d/b/a ManorCare Health Services - Dallastown		1			1
CHRISTUS GOOD SHEPHERD MEDICAL CENTER			1	100%	1
ADVANCE CARDIOVASCULAR IMAGING, INC			1	100%	1
INDIANA STATE DEPARTMENT OF HEALTH CLINIC MICROBIOLOGY		1			1
CVS MA654POCT ACTON		1			1
BROOKSVILLE REGIONAL HOSPITAL			1	100%	1
WHEATON FRANCISCAN LABORATORY			1	100%	1
MEDEXPRESS URGENT CARE - WICHITA, N MAIZE RD		1			1

# COVID-19: testing by laboratory

Data through Mar 14, 2021 verified as of Mar 15, 2021 at 09:25 AM

Data in this report are provisional and subject to change.

The numbers in the table below represent the number of Florida and non-Florida residents for whom test results were received by the Department of Health. A person can be tested by more than one laboratory and can have both positive and negative results. **Therefore, the sum of the numbers in each column will be larger than the total number of people tested.**

Reporting lab	Inconclusive	Negative	Positive	Percent positive	Total
C A R E S		1			1
E-LAB OF FLORIDA			1	100%	1
MARYWOOD HEIGHTS		1			1
Crisp Regional Nursing and Rehab Center		1			1
Integrity Healthcare of Carbondale			1	100%	1
WALMART PHARMACY 10-4554		1			1
MERCY MEDICAL CENTER INC			1	100%	1
MBMG OF WINTER HAVEN			1	100%	1
URGENT DOC -NACOGODOCHES CLINIC			1	100%	1
NORTHSIDE HOSPITAL D/B/A ARTHRITIS		1			1
FAIRVIEW HOSPITAL			1	100%	1
WALGREENS #10854		1			1
NORTHWEST TEXAS HEALTHCARE SYSTEM,INC			1	100%	1
BROOKDALE WEST PALM BEACH			1	100%	1
LIBERTY COMMONS NURSING AND REHABILITA		1			1
EH FARGO HOSPITAL LABORATORY			1	100%	1
CVS OH4359POCT HUDSON		1			1
STAMFORD HOSPITAL			1	100%	1
SEATTLE-KING COUNTY			1	100%	1
MEMORIAL HOSPITAL LOS BANOS			1	100%	1
CHC			1	100%	1
CVS AZ7841POCT TUCSON		1			1
NONA MEDICAL ARTS		1			1
BLESSINGS MEDICAL CLINIC, THE			1	100%	1
LUMICO LIFE INSURANCE COMPANY		1			1
Smg/North Jersey Hematology & Oncology		1			1
KNOX COMMUNITY HOSPITAL			1	100%	1
BOCA RATON REGIONAL HOSPITAL		1			1
Kroger - KRO62000426			1	100%	1
PROVIDENCE HOSPITAL			1	100%	1
Eugene J. Towbin Healthcare Center		1			1
SCHUYLER HOSPITAL		1			1
HALIFAX FAMILY HEALTH CENTER			1	100%	1
MADISON AT OVIEDO			1	100%	1
FIRSTCARE MEDICAL CENTER			1	100%	1
EILEEN TURBESSI MD PA		1			1
COLLINS NURSING HOME		1			1
BRANDON OUTREACH CLINIC			1	100%	1
Riverside Nursing & Rehabilitation Center		1			1
Waycross Health and Rehabilitation		1			1
PALMETTO BAY MEDICAL CENTER			1	100%	1
CONSOLIDATED			1	100%	1
EAGLE COUNTY HEALTH AND HUMAN SERVICES			1	100%	1
SARHA DOCTORS CENTER			1	100%	1
SEGAL INSTITUTE FOR CLINICAL RESEARCH INC			1	100%	1
MARINA DEL REY HOSPITAL LAB			1	100%	1
Walgreens #3049		1			1

# COVID-19: testing by laboratory

Data through Mar 14, 2021 verified as of Mar 15, 2021 at 09:25 AM

Data in this report are provisional and subject to change.

The numbers in the table below represent the number of Florida and non-Florida residents for whom test results were received by the Department of Health. A person can be tested by more than one laboratory and can have both positive and negative results. **Therefore, the sum of the numbers in each column will be larger than the total number of people tested.**

Reporting lab	Inconclusive	Negative	Positive	Percent positive	Total
MEMORIAL HERMANN SOUTHWEST HOSPITAL			1	100%	1
Kroger 359 - The Little Clinic Bellevue		1			1
Crowne Health Care of Eufaula		1			1
Good Samaritan Society		1			1
EXPRESS CARE OF OCALA			1	100%	1
COX HEALTH SOUTH LAB			1	100%	1
HERNANDO COUNTY HEALTH DEPT			1	100%	1
EXCEL URGENT CARE OF NJ			1	100%	1
BRIAN C GRINER MD LLC			1	100%	1
OAKMONT OF UNION SC, LLC		1			1
GARNET HEALTH DOCTORS		1			1
BAPTIST HEALTH SURGERY CENTER AT NORTHPOINT			1	100%	1
BIODORON LABORATORIES			1	100%	1
FAMILY MEDICAL CENTER OF HOLLYWOOD PA			1	100%	1
VIVIAN SIMMONS FAMILY PRACTICE			1	100%	1
MISSION REGIONAL MEDICAL CENTER			1	100%	1
HUNTSVILLE HOSPITAL			1	100%	1
PARKWAY REGIONAL MEDICAL CENTER LAB			1	100%	1
NORTH WEST FLORIDA DIAGNOSTIC ENOCRINOLOGY CLINIC			1	100%	1
CARDIAC AND VASCULAR CONSULTANTS MD PA		1			1
ATLANTIS VISION CENTER			1	100%	1
CELEBRATION FAMILY PHYSICIANS LLC			1	100%	1
ABRAKIDABRA KIDS CLINIC			1	100%	1
HEALTH FIRST HOME CARE		1			1
OXLEY PARK HEALTH & REHAB		1			1
BAYLOR SCOTT & WHITE ALL SAINTS MEDICAL CENTER FT			1	100%	1
FLORHAM PARK ENDOSCOPY CENTER		1			1
HARTFORD HEALTH CARE & REHABILITATION			1	100%	1
GARDENS PEDIATRICS LAB			1	100%	1
NICKLAUS CHILDREN'S DORAL OUTPATIENT CENTER			1	100%	1
NOORANI MEDICAL CENTER LLC			1	100%	1
CHATEAU MADELEINE - SENIOR LIVING & MEMORY CARE			1	100%	1
Accordius Health at Harrisonburg		1			1
Vista Park			1	100%	1
PINELLAS POINT NURSING AND REHAB CENTER			1	100%	1
PHYSICIAN ASSOCIATES, LLC			1	100%	1
NEMOURS CHILDRENS URGENT CARE			1	100%	1
SUNY AT STONY BROOK			1	100%	1
WY RETIREMENT CENTER		1			1
CORPORATION OF AMERICA		1			1
GENESIS HOME HEALTH CARE SERVICES OF			1	100%	1
MEDAC AT PORTERS NECK			1	100%	1
PENROSE HOSPITAL			1	100%	1
EXPRESS LAB LIVINGSTON			1	100%	1
FAMILY PRACTICE OF CENTRAL FLORIDA PA			1	100%	1
SMA BEHAVIORAL HEALTH SERVICES INC		1			1
AESTHETIC PHYSICIANS PC			1	100%	1

# COVID-19: testing by laboratory

Data through Mar 14, 2021 verified as of Mar 15, 2021 at 09:25 AM

Data in this report are provisional and subject to change.

The numbers in the table below represent the number of Florida and non-Florida residents for whom test results were received by the Department of Health. A person can be tested by more than one laboratory and can have both positive and negative results. **Therefore, the sum of the numbers in each column will be larger than the total number of people tested.**

Reporting lab	Inconclusive	Negative	Positive	Percent positive	Total
RESIDENCES AT MIAMI / REIGN GARDENS LLC, THE			1	100%	1
CVS OH2540POCT HILLIARD		1			1
MINUTE CLINIC DIAGNOSTIC PA			1	100%	1
PENN NURSING CENTER		1			1
LANGLEY DIALYSIS			1	100%	1
MYLAN-SOUTH POINT PA		1			1
MCR HEALTH MEDICAL EXPRESS			1	100%	1
Remarkable Healthcare Dallas			1	100%	1
HALIFAX HEALTH PRIMARY CARE			1	100%	1
Kroger 909 - The Little Clinic Hamilton			1	100%	1
HATLEY HEALTH CARE, INC		1			1
NOVANT HEALTH PRINCE WILLIAM WELLNESS CENTER			1	100%	1
MEDICAL LIFE-INC GUIDEWELL EMERGENCY MEDICINE			1	100%	1
ORLANDO HEALTH MEDICAL GROUP			1	100%	1
INNOVATIVE HEALTH DIAGNOSTIC OF CALIFORNIA			1	100%	1
LOGAN COUNTY HOSPITAL			1	100%	1
NEMOURS CHILDREN'S PRIMARY CARE			1	100%	1
Kroger 016 - The Little Clinic Centennial		1			1
MEDSTAR HEALTH URGENT CARE			1	100%	1
PATHOLOGYT & LAB MEDICINE SERVICES			1	100%	1
COASTAL PEDIATRICS LLC			1	100%	1
TITUSVILLE REHABILITATION AND NURSING CENTER		1			1
WORKFORCE HEALTH DEPARTMENT			1	100%	1
Senatobia Healthcare & Rehab		1			1
MINUTE CLINIC DIAGNOSTIC MED GRP OF CA		1			1
SUMMER PLACE NURSING & REHABILITATION		1			1
HEARTLAND OF ZEPHYRHILLS FL, LLC			1	100%	1
FIVE STAR PREMIER RESIDENCES OF POMPANO BEACH			1	100%	1
THE MEDICAL CENTER			1	100%	1
GENESIS HEALTH SYSTEM			1	100%	1
DAVENPORT PEDIATRICS CLERMONT			1	100%	1
EVENTIDE LUTHERAN HOME		1			1
FLORIDA CLINICAL LABORATORY INC DBA			1	100%	1
CHILTON MEDICAL CENTER		1			1
PANCARE HEALTH - BRUCE			1	100%	1
ERIE COUNTY EMERGENCY SERVICES DIV OF		1			1
White River Health Care Center		1			1
Northern Nevada State Veterans Home		1			1
HOLMES FAMILY PRACTICE PA			1	100%	1
Shelbyville Manor		1			1
VALLEY HOSPITAL MEDICAL CENTER		1			1
PUBLIC HEALTH LABORATORIES			1	100%	1
BIOLOGICAL AND CHEMICAL EMERGENCIES LABORATORY			1	100%	1
Longwood Community Living Center		1			1
CARE STATION MEDICAL GROUP		1			1
CVS MI8287POCT MACOMB		1			1
CVS MA299POCT WORCESTER		1			1

# COVID-19: testing by laboratory

Data through Mar 14, 2021 verified as of Mar 15, 2021 at 09:25 AM

Data in this report are provisional and subject to change.

The numbers in the table below represent the number of Florida and non-Florida residents for whom test results were received by the Department of Health. A person can be tested by more than one laboratory and can have both positive and negative results. **Therefore, the sum of the numbers in each column will be larger than the total number of people tested.**

Reporting lab	Inconclusive	Negative	Positive	Percent positive	Total
HIGH DESERT COURT GROUP HOME			1	100%	1
CONNECTICUT PEDIATRICS @ CHC		1			1
ST JOSEPHS CHILDRENS HOSPITAL PEDI TRANSPORT			1	100%	1
Elderwood at Lancaster		1			1
CARENOW MIDTOWN			1	100%	1
ADVANCE HEALTH AND WELLNESS SOLUTIONS			1	100%	1
WALGREENS #5130			1	100%	1
CVS TX3702POCT KATY		1			1
SPECTRUM LUDINGTON			1	100%	1
GWINNETT MEDICAL CENTER			1	100%	1
ST.ELIZABETH HEALTH CENTER	1				1
EUGENE T FINAN, MD			1	100%	1
Schoenbrunn Healthcare		1			1
Washington County Nursing H0me			1	100%	1
BAPTIST HOSPITAL EAST			1	100%	1
CVS CA9497POCT IRVINE		1			1
Avista Nursing and Rehab			1	100%	1
MARTIN LUTHER KING RENAL INSTITUTE			1	100%	1
COMMUNITY CARE CENTER□		1			1
MEDEXPRESS URGENT CARE - BENTON		1			1
DEVLIN MANOR NURSING AND REHABILITATION		1			1
MARYLAND DEPARTMENT OF HEALTH AND MENTAL HYGIENE			1	100%	1
LEHIGH REGIONAL WOUND CENTER			1	100%	1
WEST FLORIDA MEDICAL CENTER CLINIC			1	100%	1
GENESEE COUNTY HEALTH DEPARTMENT		1			1
GENEVA FAMILY HEALTH			1	100%	1
WEST VIRGINIA LABORATORIES			1	100%	1
HUNTERS CREEK MEDICAL ASSOCIATES PA		1			1
TMH URGENT CARE CENTER			1	100%	1
DOYLESTOWN HOSPITAL			1	100%	1
Harris Hill Nursing Facility		1			1
MCCALLIE SCHOOL-STUDENT HEALTH CENTER		1			1
DESTIN SURGERY CENTER LTD		1			1
ARTESIAN HOME		1			1
ANDREWS			1	100%	1
EVANS FAMILY CARE PA			1	100%	1
Central Alabama Veterans HCS - East Campus		1			1
CLINTON DRUG STORE		1			1
ST. LUKE'S HOSPITAL			1	100%	1
Kroger 539 - The Little Clinic Memorial Blvd.		1			1
CLINICAL LABORATORY DEPARTMENT			1	100%	1
IDAHO HEALTH DEPARTMENT			1	100%	1
Kroger 699 - The Little Clinic Smyrna		1			1
Oakview Manor Health and Rehab		1			1
THE INTERNAL MEDICAL GROUP		1			1
HANCOCK REGIONAL HOSPITAL		1			1
MANCHESTER COMMONS		1			1

# COVID-19: testing by laboratory

Data through Mar 14, 2021 verified as of Mar 15, 2021 at 09:25 AM

Data in this report are provisional and subject to change.

The numbers in the table below represent the number of Florida and non-Florida residents for whom test results were received by the Department of Health. A person can be tested by more than one laboratory and can have both positive and negative results. **Therefore, the sum of the numbers in each column will be larger than the total number of people tested.**

Reporting lab	Inconclusive	Negative	Positive	Percent positive	Total
LIFE CARE CENTER OF HILTON HEAD		1			1
MEDHEALTH CLINICAL INC			1	100%	1
Melbourne Terrace Rehabilitation Center			1	100%	1
TIMPANOGOS REGIONAL HOSPITAL			1	100%	1
RIVERTON CBOC			1	100%	1
CARSON NURSING AND REHABILITATION CENTER		1			1
TEQUESTA FAMILY MEDICAL CENTER LLC			1	100%	1
NABI		1			1
FRESENIUS KIDNEY CARE FORT WALTON BEACH			1	100%	1
SENCARE MANAGEMENT		1			1
GAMMA HEALTHCARE, INC		1			1
MID-FLORIDA PATHOLOGY LLC		1			1
John L. McClellan Memorial Veterans Hospital		1			1
SC-GA2018 THE RIDGE REHABILITATION & H		1			1
VANAJA SUREDDI MD PA			1	100%	1
LAKE MARY DIALYSIS			1	100%	1
BAPTIST HEALTH PRIMARY CARE AT CUTLER BAY			1	100%	1
MEDEXPRESS URGENT CARE - BECKLEY		1			1
PSL JAX BEACH OPERATIONS LLC			1	100%	1
SIMPLY HEALTHCARE AND WELLNESS CLINIC, PC			1	100%	1
Williamstown Commons			1	100%	1
Nemours Children's Clinic-Orla			1	100%	1
MEDEXPRESS URGENT CARE - ROCKAWAY		1			1
CLEVELAND HEARTLAB			1	100%	1
CVS NV9586POCT RENO		1			1
FAITH FAMILY PRACTICE			1	100%	1
REELFOOT FAMILY WALK-IN CLINIC		1			1
GADSDEN FAMILY PRACTICE		1			1
MD NOW MEDICAL CENTERS, INC			1	100%	1
CARING PROFESSIONAL HEALTH CARE LLC		1			1
Brown Memorial Home		1			1
Kroger - KR070300083			1	100%	1
STANDIFER PLACE		1			1
SIGNATURE CARE MIDLAND			1	100%	1
WAKE FOREST MEDICAL CENTER LABORATORY			1	100%	1
ASCENSION ST VINCENT'S - WESTSIDE			1	100%	1
USC VERDUGO HILLS HOSPITAL			1	100%	1
KROGER 915 - THE LITTLE CLINIC ANDERSON			1	100%	1
Highland Pines Health and Rehab		1			1
MDS PHARMA SERVICES		1			1
GATEWAY HEALTHCARE, PC			1	100%	1
THE CENTER FOR DISCOVERY		1			1
Ash Flat Healthcare and Rehabilitation Center			1	100%	1
JUPITER MEDICAL CENTER INC			1	100%	1
ALLIED PHYSICIANS GROUP		1			1
Mary Anna Nursing Home		1			1
NORTH COUNTY MEDICAL LAB			1	100%	1

# COVID-19: testing by laboratory

Data through Mar 14, 2021 verified as of Mar 15, 2021 at 09:25 AM

Data in this report are provisional and subject to change.

The numbers in the table below represent the number of Florida and non-Florida residents for whom test results were received by the Department of Health. A person can be tested by more than one laboratory and can have both positive and negative results. **Therefore, the sum of the numbers in each column will be larger than the total number of people tested.**

Reporting lab	Inconclusive	Negative	Positive	Percent positive	Total
Erie VAMC		1			1
NORTH BROWARD MEDICAL CENTER			1	100%	1
MEDEXPRESS-DOVER		1			1
PALM BEACH DIGESTIVE ASSOCIATES			1	100%	1
ST MARY'S OF SAGINAW		1			1
BROOKS REHAB			1	100%	1
BERKSHIRE MEDICAL CENTER			1	100%	1
SANTA CLARA VALLEY MEDICAL CENTER			1	100%	1
ATRIA TAMARAC			1	100%	1
WILLOWBROOKE COURT AT MATTHEWS GLEN		1			1
MEMORIAL HERMANN MEDICAL GROUP-ATASCOCITA PEDS			1	100%	1
CENTRAL FLORIDA ADULT MEDICINE		1			1
TOXUSALABS DBA CONNECTDX LABS		1			1
TLC MEDICAL			1	100%	1
Pontotoc Health and Rehab		1			1
WVU MEDICINE AT SUNCREST TOWNE CENTRE			1	100%	1
PRIORITY CARE LLC			1	100%	1
NEVADA RURAL HOUSING AUTHORITY			1	100%	1
PALMETTO LANDING			1	100%	1
HILLSBORO MEDICAL CENTER MAIN LABORATO		1			1
WillowBrooke Court at Westminster Village		1			1
Kroger 368 - The Little Clinic Frankfort West		1			1
Victory Health and Rehabilitation			1	100%	1
ADVENTHEALTH MEDICAL GROUP SENIOR HEALTH AT			1	100%	1
UNIVERISTY HOSPITAL			1	100%	1
HAYS CLINICAL LAB			1	100%	1
DIAGNOSTIC GROUP INTEGRATED HEALTHCARE			1	100%	1
PPD CLINICAL RESEARCH UNIT			1	100%	1
IRA FIALKO DO			1	100%	1
COMMUNITY HOSPITALS INDIANAPOLIS			1	100%	1
Mercy Manor Transition Center			1	100%	1
REGENTS PARK OF JACKSONVILLE			1	100%	1
BRUCE S WEST MD			1	100%	1
NORTH SHORE MEDICAL CENTER - SALEM HOSPITAL			1	100%	1
Florence Home		1			1
MID-FLORIDA CANCER CENTERS		1			1
VA Tennessee Valley HCS-Nashville Campus			1	100%	1
ACCESS TOTAL CARE - PORTLAND			1	100%	1
FRANKLIN CBOC			1	100%	1
Schenectady Center for Rehabilitation & Nursing		1			1
ELAN MANATEE			1	100%	1
URGENT CARE OF FORT LAUDERDALE INC			1	100%	1
EAST TENNESSEE STATE UNIVERSITY		1			1
Garden View Care Center at Dougherty Ferry		1			1
Village Crest Center for Health & Rehabilitation		1			1
PENINSULA REGIONAL MED CTR LAB			1	100%	1
WINDSOR MANOR			1	100%	1

# COVID-19: testing by laboratory

Data through Mar 14, 2021 verified as of Mar 15, 2021 at 09:25 AM

Data in this report are provisional and subject to change.

The numbers in the table below represent the number of Florida and non-Florida residents for whom test results were received by the Department of Health. A person can be tested by more than one laboratory and can have both positive and negative results. **Therefore, the sum of the numbers in each column will be larger than the total number of people tested.**

Reporting lab	Inconclusive	Negative	Positive	Percent positive	Total
CVS KS8573POCT OVERLAND PARK		1			1
SOMA MEDICAL CENTER PA #2 OAKLAND			1	100%	1
FLORIDA HOSPITAL ORMOND BEACH			1	100%	1
ASSOCIATESMD			1	100%	1
ALL CHILDRENS PEDIATRIC CLINIC			1	100%	1
CAREFIRST URGENT CARE - BEECHMONT			1	100%	1
MEDEXPRESS URGENT CARE - PATRICK STREE			1	100%	1
A G RHODES HOME AT WESLEY WOODS		1			1
CVS AZ7075POCT CHANDLER		1			1
White Oak Manor - Rock Hill		1			1
LEESBURG DIALYSIS CENTER		1			1
CVS NM7242POCT ALBUQUERQUE		1			1
MEDOR/ACC SYNCHRONY			1	100%	1
CVS MA6505POCT NEWTON		1			1
EVERGREEN NURSING HOME		1			1
JACK M MATHENY II MD			1	100%	1
MEMORIAL HOSPITAL OF TAMPA			1	100%	1
EDWARD HOSPITAL			1	100%	1
TANNER CLINIC			1	100%	1
MEDEXPRESS URGENT CARE - CONWAY		1			1
Alden North Shore			1	100%	1
MEDEXPRESS URGENT CARE - RUSSELLVILLE, W MAIN ST		1			1
TRADITIONAL MEDICINE CENTER			1	100%	1
Sherwood Oaks Health Center			1	100%	1
CVS NE2741POCT LA VISTA		1			1
FREEPORT ER DOX URGENT CARE		1			1
POETS WALK SARASOTA			1	100%	1
ASSOCIATES MD MEDICAL GROUP INC			1	100%	1
LAKELAND MEDICAL CENTER			1	100%	1
CVS TN5694POCT SODDY DAISY		1			1
LABTECH DIAGNOSTICS			1	100%	1
EMERGENCY CARE SERVICES LAB AT JFK MEDICAL CENTER			1	100%	1
RENOWN REGIONAL MEDICAL CENTER			1	100%	1
UT MD ANDERSON CANCER CENTER-TUMOR MARKER LAB			1	100%	1
LIFE CARE CENTER OF GWINNETT		1			1
PUTNAM CO HOSPITAL-D/B/A ASBURY TOWERS		1			1
PREMIER HEALTH CARE INC			1	100%	1
PALM SPRINGS GENERAL HOSPITAL			1	100%	1
GREATER MIAMI DIALYSIS			1	100%	1
JP MORGAN CHASE HEALTH SERVICES			1	100%	1
ACCESS HEALTH CARE PHYSICIANS, LLC		1			1
CENTRAL FLORIDA HOSPITALIST			1	100%	1
SHANNON CLARK OD, PA			1	100%	1
SKY RIDGE MEDICAL CENTER - MICRO			1	100%	1
MARTIN MEM FAMILY CARE AT ST LUCIE W			1	100%	1
SHAMRA MEDICAL LABORATORY			1	100%	1
BAYSTATE REFERENCE LABORATORY			1	100%	1

# COVID-19: testing by laboratory

Data through Mar 14, 2021 verified as of Mar 15, 2021 at 09:25 AM

Data in this report are provisional and subject to change.

The numbers in the table below represent the number of Florida and non-Florida residents for whom test results were received by the Department of Health. A person can be tested by more than one laboratory and can have both positive and negative results. **Therefore, the sum of the numbers in each column will be larger than the total number of people tested.**

Reporting lab	Inconclusive	Negative	Positive	Percent positive	Total
FIU HEALTH CARE CENTER			1	100%	1
FIRST CARE WALK IN CLINIC LLC			1	100%	1
PANCARE HEALTH - NORTHSIDE ELEMENTARY			1	100%	1
Newton Wellesley Center for Alzheimer's Care		1			1
FOUNDATION LABORATORY			1	100%	1
PATHLAB SERVICES			1	100%	1
Alden Lincoln Park			1	100%	1
NSPIRE HEALTHCARE PLANTATION			1	100%	1
ROYAL PALM PEDIATRICS			1	100%	1
LAMARQUE DIALYSIS			1	100%	1
ASHLEY CLINICAL DIAGNOSTIC LABORATORY			1	100%	1
CERMAK HEALTH SERVICES			1	100%	1
Baypoint Healthcare Center			1	100%	1
ADVANCED RESEARCH AND DIAGNOSTIC LABORATORY UNIVERSITY OF MINNESOTA			1	100%	1
Maplewood of Cheshire County		1			1
MARYLAND DEPARTMENT OF HEALTH AND MENTAL HYGIENE-LABORATORIES			1	100%	1
GIFFORD MEMORIAL HOSPITAL		1			1
NHC Sequatchie		1			1
CYPRESS VILLAGE REHAB CENTER		1			1
NORTHERN KENTUCKY HEALTH DEPARTMENT			1	100%	1
ADVANCED INDIVIDUALIZED MEDICINE OF NAPLES			1	100%	1
PARRISH MEDICAL GROUP			1	100%	1
PHYSICIANS PRIMARY CARE LEHIGH PEDS			1	100%	1
CAMBRIDGE HEALTH ALLIANCE			1	100%	1
UNIVERSITY OF BALTIMORE WASHINGTON MEDICAL CENTER			1	100%	1
EXCEPTIONAL EMERGENCY CENTER			1	100%	1
CVS IN6536POCT KOKOMO		1			1
DIRECT PRIMARY CARE OF BURLESON			1	100%	1
REEVES COUNTY HOSPITAL DISTRICT			1	100%	1
Ramsey Village		1			1
SUMMIT COUNTY PUBLIC HEALTH DEPARTMENT			1	100%	1
ANMED HEALTH MEDICAL CENTER			1	100%	1
Peninsula Nursing and Rehabilitation Center		1			1
Terrace Glen Village		1			1
WINTER GARDEN CHILDREN'S HEALTH CENTERS			1	100%	1
CHATEAU TERREBONNE HEALTH CARE		1			1
LANCASHIRE HALL NURSING AND REHABILITATION CENTER		1			1
WOOD COUNTY HEALTH DEPARTMENT			1	100%	1
Bivins Pointe			1	100%	1
HENRY FORD HOSPITAL			1	100%	1
VISTA DEL SOL MED ASSOC		1			1
MEMORIAL HOSPITAL MIRAMAR WAIVED TESTING			1	100%	1
El Paso Health Care Center			1	100%	1
UNIVERSITY OF SOUTH FLORIDA			1	100%	1
MT SINA1 HOSPICE			1	100%	1
BAYMEADOWS PEDIATRIC CARE		1			1
INSTANT MEDICAL CARE CENTER			1	100%	1

# COVID-19: testing by laboratory

Data through Mar 14, 2021 verified as of Mar 15, 2021 at 09:25 AM

Data in this report are provisional and subject to change.

The numbers in the table below represent the number of Florida and non-Florida residents for whom test results were received by the Department of Health. A person can be tested by more than one laboratory and can have both positive and negative results. **Therefore, the sum of the numbers in each column will be larger than the total number of people tested.**

Reporting lab	Inconclusive	Negative	Positive	Percent positive	Total
GIBSON AREA PRIMARY CARE			1	100%	1
UNIVERSITY OF FLORIDA			1	100%	1
Kroger 481 - The Little Clinic Houston Levee		1			1
SOUTHWOOD HEALTHCARE CENTER		1			1
ADVENTHEALTH MEDICAL GROUP OBSTETRICS			1	100%	1
OPTIMAL MEDICINE INC		1			1
MOUNT SINAI MEDICAL CENTER HIALEAH			1	100%	1
WELLSNOW URGENT CARE-OSWEGO			1	100%	1
ULTIMATE ANALYSIS LABORATORY			1	100%	1
FRESENIUS KIDNEY CARE OCALA			1	100%	1
COMMUNITY MEDICAL CARE			1	100%	1
Livingston County Center for Nursing and Rehabilitation		1			1
WINDMOOR HEALTHCARE			1	100%	1
Towne Manor West		1			1
Lemont Nursing and Rehab Center			1	100%	1
ST JUDE CARE CENTER		1			1
CVS OK6225POCT EDMOND		1			1
BETHESDA HOSPITAL EAST BLOOD GAS LAB			1	100%	1
ROSE HAVEN NURSING CENTER		1			1
SOUTHWEST REGIONAL PCR LABORATORY			1	100%	1
DILELLA			1	100%	1
PARK AVENUE DERMATOLOGY NORTH			1	100%	1
WAKULLA URGENT CARE & DIAGNOSTIC			1	100%	1
REMEDY URGENT CLINIC			1	100%	1
Kroger 698 - The Little Clinic 14th Street/Bell		1			1
VA ST LOUIS HEALTH CARE SYSTEM			1	100%	1
HOWELL BRANCH COURT			1	100%	1
SIPERSTEIN DERMATOLOGY LLC			1	100%	1
CATERPILLAR INC - MIAMI DISTRIBUTION CENTER			1	100%	1
SUNCOAST RESEARCH GROUP LLC			1	100%	1
SCRIPTS PLUS INC DBA THE MEDICINE SHOP		1			1
Walgreens #11724		1			1
LAKE LURE HEALTH CENTER			1	100%	1
STERLING HOUSE OF PORT ORANGE		1			1
BARRINGTON TERRACE NAPLES			1	100%	1
HENRY FORD WEST BLOOMFIELD HOSPITAL			1	100%	1
Kroger - KR070600172		1			1
Carrollton Manor Inc		1			1
PALM COTTAGE OPERATOR LLC			1	100%	1
Pinnacle Assisted Living			1	100%	1
COMMUNITY			1	100%	1
DAUGHTERS OF SARAH NURSING CENTER		1			1
PALMETTO PRIMARY CARE PHYSICIANS			1	100%	1
CARENOW-MONTGOMERY			1	100%	1
WALGREENS #15369		1			1
PM PEDIATRICS OF BAYSIDE, PLLC		1			1
Walgreens #3661		1			1

# COVID-19: testing by laboratory

Data through Mar 14, 2021 verified as of Mar 15, 2021 at 09:25 AM

Data in this report are provisional and subject to change.

The numbers in the table below represent the number of Florida and non-Florida residents for whom test results were received by the Department of Health. A person can be tested by more than one laboratory and can have both positive and negative results. **Therefore, the sum of the numbers in each column will be larger than the total number of people tested.**

Reporting lab	Inconclusive	Negative	Positive	Percent positive	Total
RAYMOND F CARON MD			1	100%	1
WESLEY MEDICAL CENTER			1	100%	1
WINCHESTER URGENT CARE, PC		1			1
ELITE MEDICAL LABORATORY SOLUTIONS LLC			1	100%	1
1ST MED DOTHAN			1	100%	1
KANA MEDICAL			1	100%	1
Florida Baptist Retirement Center		1			1
FLORIDA HOSPITAL LAB			1	100%	1
Harbert Hills Academy Nursing Home		1			1
Birmingham Nursing and Rehabilitation East LLC		1			1
Chestnut Ridge Nursing & Rehab		1			1
CVS AZ9277POCT TUCSON		1			1
MERCYONE DES MOINES MEDICAL CENTER			1	100%	1
VIRGINIA UROLOGY		1			1
BEST CARE COMMUNITY AND FAMILY HEALTH CENTER INC			1	100%	1
SHP WESTCHESTER LLC		1			1
ST JOHNS MEDICAL CENTER		1			1
BETHESDA HOSPITAL			1	100%	1
WAYCROSS INTRTNAL MEDICINE			1	100%	1
FAIRFIELD MEDICAL CENTER			1	100%	1
SANTA BARABARA ALF LLC (THE WINDSOR)			1	100%	1
DIGNITY HEALTH GOHEALTH		1			1
CURELOGICS WOUND CARE & HYPERBARIC CENTER		1			1
Edinboro Manor		1			1
NORWALK HOSPITAL			1	100%	1
BOULDER COMMUNITY HOSPITAL			1	100%	1
JMJ FAMILY PRACTICE			1	100%	1
TRAVIS LEE THOMPSON MD			1	100%	1
The Pines at Poughkeepsie Center for Nursing and Rehabilitation		1			1
BAXTER REGIONAL MEDICAL CENTER			1	100%	1
ARBOR DIAGNOSTICS, INC		1			1
BAYCARE OUTREACH LAB AT NEW TAMPA			1	100%	1
CARESOUTH HHA HOLDINGS OF THE TREASURE COAST LLC			1	100%	1
PARK AVENUE PEDIATRICS PC		1			1
ARIZA WELLNESS CARE LLC			1	100%	1
BL DIAGNOSTICS LLC			1	100%	1
DOCTORS MEMORIAL HOSP HOME HEALTH CARE		1			1
Vibrantlife of El Paso Rehabilitation Center			1	100%	1
MEDCOR, INC			1	100%	1
CAREHERE HUDSON BAY			1	100%	1
Signature Healthcare of Georgetown		1			1
Sunnybrook Rehabilitation Center			1	100%	1
BASCOM PALMER EYE INSTITUTE			1	100%	1
MINUTECLINIC DIAG OF IND, LLC #4368		1			1
SPARTANBURG REGIONAL MEDICAL CENTER			1	100%	1
Port Orange Nursing And Rehab Center			1	100%	1
777 URGENT CARE			1	100%	1

# COVID-19: testing by laboratory

Data through Mar 14, 2021 verified as of Mar 15, 2021 at 09:25 AM

Data in this report are provisional and subject to change.

The numbers in the table below represent the number of Florida and non-Florida residents for whom test results were received by the Department of Health. A person can be tested by more than one laboratory and can have both positive and negative results. **Therefore, the sum of the numbers in each column will be larger than the total number of people tested.**

Reporting lab	Inconclusive	Negative	Positive	Percent positive	Total
MANHATTAN EYE EAR AND THROAT HOSPITAL		1			1
HEALTH EXPRESS		1			1
Imperial Healthcare Centre			1	100%	1
CVS AZ10529POCT SCOTTSDALE		1			1
INTEGRATED GENETICS SEQUENOM		1			1
Oakland Nursing and Rehabilitation Center		1			1
HEALTHCARE FOR THE HOMELESS			1	100%	1
Heartland Health Care Center Jacksonville			1	100%	1
SSC NASHVILLE OPERATING CO LLC D/B/A		1			1
RANDOLPH COUNTY HEALTH & REHABILITATIO		1			1
GEORGE WASHINGTON UNIVERSITY HOSPITAL			1	100%	1
EVEXIA DIAGNOSTICS			1	100%	1
HOSPITAL SISTERS HEALTH SYSTEM (HSHS)			1	100%	1
MEDEXPRESS URGENT CARE, MOSSIDE		1			1
RCP OF MEMORIAL WEST			1	100%	1
AUSTIN URGENT CARE			1	100%	1
WEST VIRGINIA UNIVERSITY HOSPITALS			1	100%	1
POINTE MEDICAL SERVICES INC			1	100%	1
SOMA MEDICAL CENTER P.A. #4			1	100%	1
FAMILY MEDICINE AT CELEBRATION		1			1
CONWAY - SHERWOOD URGENT CARE			1	100%	1
LEXINGTON HOSPITAL CORPORATION			1	100%	1
ABE'S GARDEN/PARK MANOR APARTMENTS		1			1
MOUNT SINAI MEDICAL CENTER OF FLORIDA, INC			1	100%	1
EXAC CARE CROSSVILLE		1			1
PRIMARY CARE GROUP LLC		1			1
VCU HEALTH SYSTEM AUTHORITY - MCV HOSPITALS			1	100%	1
Jacaranda Manor			1	100%	1
KNAPP MEDICAL GROUP			1	100%	1
Belvoir Woods Health Care Center at The Fairfax		1			1
PRACTITIONERS IN MOTION			1	100%	1
Douglas County Health Center		1			1
KENNEDY BOULEVARD DIALYSIS			1	100%	1
Dexter Health Care		1			1
EAST CORE LAB			1	100%	1
SHAH			1	100%	1
DAVENPORT DIALYSIS CENTER		1			1
PEDRO L ORTEGA MD PA			1	100%	1
SUMMIT DETOX INC			1	100%	1
CITRONELLE HEALTH AND REHABILITATION CENTER		1			1
ADVENTHEALTH MEDICAL GROUP FAMILY AND INTERNAL			1	100%	1
Jacob's Creek Nursing and Rehabilitation Center		1			1
FALKVILLE HEALTHCARE		1			1
HELGEMO & LIOU PEDIATRICS			1	100%	1
BAYOU URGENT CARE			1	100%	1
THE LITTLE CLINIC LLC			1	100%	1
PALM BEACH DIABETES AND ENDOCRINE SPECIALISTS, PA			1	100%	1

# COVID-19: testing by laboratory

Data through Mar 14, 2021 verified as of Mar 15, 2021 at 09:25 AM

Data in this report are provisional and subject to change.

The numbers in the table below represent the number of Florida and non-Florida residents for whom test results were received by the Department of Health. A person can be tested by more than one laboratory and can have both positive and negative results. **Therefore, the sum of the numbers in each column will be larger than the total number of people tested.**

Reporting lab	Inconclusive	Negative	Positive	Percent positive	Total
TWIN			1	100%	1
BROOKDALE AVONDALE (BU 04360)			1	100%	1
PEDIATRIC PARTNERS			1	100%	1
Diversicare of Smyrna		1			1
URGENT CARE OF COASTAL GEORGIA			1	100%	1
SUSAN F. WILLIAMS M.D., P.A.			1	100%	1
ADVENTHEALTH PHYSICIAN GROUP - APPLEWOOD			1	100%	1
LEELANAU OPCO, LLC		1			1
FRESENIUS SOUTH FORT MYERS		1			1
WILSON FAMILY MEDICINE LLC		1			1
PERRY COUNTY NURSING HOME		1			1
Kroger 682 - The Little Clinic New Holland Market			1	100%	1
OMC PRIMARY CARE - HOSPITAL CAMPUS			1	100%	1
FLAGLER COUNTY BOARD OF COUNTY COMMISSIONERS			1	100%	1
ULTIMATE KIDNEY CARE			1	100%	1
CHILDREN'S MEMORIAL HOSPITAL			1	100%	1
Victoria Manor		1			1
PUBLIX PHARMACY #1114			1	100%	1
LITTLE COMPANY OF MARY HOSPITAL			1	100%	1
OPTUM MEDICAL CLINIC IN ROCKRIMMON			1	100%	1
OMAHA VA MEDICAL CENTER			1	100%	1
TEXAS HEALTH ARLINGTON MEMORIAL HOSPITAL			1	100%	1
MOBILE INFIRMARY MEDICAL CENTER			1	100%	1
LEGACY SPECIALTY PHARMACY CORP			1	100%	1
SAINT BARNABAS MEDICAL CENTER		1			1
TEXAS HEALTH ARLINGTON MEMORIAL		1			1
QUEST INC			1	100%	1
HEALTHCARE ASSOCIATES OF IRVING, LLP			1	100%	1
PEDRO MENENDEZ HEALTH CENTER AT ST JOHNS			1	100%	1
VIVEX/UMTB BIOMEDICAL			1	100%	1
Kroger 433 - The Little Clinic Atoka		1			1
Dugan Memorial Home		1			1
RIVERSIDE PEDIATRIC GROUP, INC		1			1
APS-SUMMIT CARE PHARMACY, LLC DBA OMNICARE		1			1
Eagle Point Health Care Center		1			1
ORDRS, INC.			1	100%	1
WEST FLORIDA HOSPITAL LABORATORY			1	100%	1
Regency Square			1	100%	1
NORDX			1	100%	1
Big River Nursing and Rehab		1			1
WRIGHT PATTERSON AFB MEDICAL CENTER			1	100%	1
INTERNAL MEDICINE ASSOCIATES		1			1
MERCY HEALTH			1	100%	1
WMC HEALTH GROUP OF KISSIMMEE LLC			1	100%	1
Urgent Care 24/7 Orlando LLC			1	100%	1
BRITTNEY WHELIHAN IRWIN ARNP LLC			1	100%	1
PEDIATRIC ASSOCIATES - MIAMI LAKES		1			1

# COVID-19: testing by laboratory

Data through Mar 14, 2021 verified as of Mar 15, 2021 at 09:25 AM

Data in this report are provisional and subject to change.

The numbers in the table below represent the number of Florida and non-Florida residents for whom test results were received by the Department of Health. A person can be tested by more than one laboratory and can have both positive and negative results. **Therefore, the sum of the numbers in each column will be larger than the total number of people tested.**

Reporting lab	Inconclusive	Negative	Positive	Percent positive	Total
Maple Lane Nursing Home		1			1
WATERS EDGE ELEMENTARY SCHOOL			1	100%	1
CVS IL2297652CV CHICAGO		1			1
Long Beach Care Center			1	100%	1
GOOD SAMARITAN SOCIETY-FOREST CITY		1			1
BRUSHY CREEK FAMILY HOSPITAL			1	100%	1
UNITED HEALTHCARE			1	100%	1
INHEALTH LIFE SCIENCES			1	100%	1
FIRST CARE OF GAINESVILLE			1	100%	1
RESTORE MEDICAL PARTNERS PLLC			1	100%	1
HAVASU REGIONAL MEDICAL CENTER			1	100%	1
Kroger 126 - The Little Clinic Cottonwood		1			1
SOUTHERN SPRINGS HEALTH CARE		1			1
SONORAN DESERT PATHOLOGY			1	100%	1
FLORIDA DEPARTMENT OF HEALTH IN CITRUS COUNTY		1			1
BAM INC		1			1
CVS M08595POCT RAYMORE		1			1
BATESVILLE - SHERWOOD URGENT CARE			1	100%	1
BAPTIST MINOR MEDICAL CENTER			1	100%	1
Kroger 929 - The Little Clinic Corryville		1			1
PRIMARY & URGENT CARE CENTERS			1	100%	1
LONG ISLAND MINIMALLY INVASIVE SURGERY		1			1
Woodstock Nursing and Rehabilitation Center		1			1
APOLLOMDX LLC			1	100%	1
HAPPY KIDZ PEDIATRICS PL			1	100%	1
MY INSTADOC - HOWELL URGENT CARE		1			1
UNIVERSITY OF MIAMI HOSPITALS & CLINIC			1	100%	1
Waters of Covington		1			1
NEW HORIZON PRIMARY CARE LLC			1	100%	1
ELKTON TRANSITIONAL CARE CENTER		1			1
SOUTH COUNTY MEDICAL CENTER			1	100%	1
NHC DICKSON		1			1
WEST BOCA MEDICAL CENTER			1	100%	1
SACRED HEART MEDICAL CENTER			1	100%	1
CENTRAL CAROLINA HOSPITAL			1	100%	1
BRIGHAM YOUNG UNIV STUDENT HEALTH CTR			1	100%	1
NEW YORK UNIVERSITY MEDICAL CENTER			1	100%	1
UNIVERSITY OF VERMONT MEDICAL CENTER			1	100%	1
MIDWAY SPECIALTY CARE CENTER INC		1			1
WESTCOAST FAMILY PRACTICE		1			1
AFC URGENT CARE GUNBARREL			1	100%	1
MEDEXPRESS URGENT CARE - HACKETTSTOWN		1			1
2504-HOMEWOOD		1			1
Salem Hills Rehabilitation and Nursing Center		1			1
Chateau Girardeau			1	100%	1
SUMMERLIN MEDICAL CENTRE			1	100%	1
ADVENTHEALTH DURAND			1	100%	1

# COVID-19: testing by laboratory

Data through Mar 14, 2021 verified as of Mar 15, 2021 at 09:25 AM

Data in this report are provisional and subject to change.

The numbers in the table below represent the number of Florida and non-Florida residents for whom test results were received by the Department of Health. A person can be tested by more than one laboratory and can have both positive and negative results. **Therefore, the sum of the numbers in each column will be larger than the total number of people tested.**

Reporting lab	Inconclusive	Negative	Positive	Percent positive	Total
WALGREENS #10308		1			1
METRO HEALTH HOSPITAL LABORATORY		1			1
PROVIDENCE ST. PATRICK HOSPITAL			1	100%	1
ALIMETRIX INC		1			1
ELEMENTS PHARMACY			1	100%	1
MEDEXPRESS URGENT CARE -HOWELL US HWY		1			1
Parkview Care Center			1	100%	1
CLINICAL PATHOLOGY LABORATORIES SOUTHEAST INC			1	100%	1
BAPTIST EMERGENCY HOSPITAL - KELLY			1	100%	1
MEDCARE-GARNERS FERRY			1	100%	1
MEDEX CLINIC LLC			1	100%	1
GATEWAY FAMILY HEALTH CLINIC			1	100%	1
SPECIALTY MOLECULAR - DENVER			1	100%	1
SOUTHEASTERN PATHOLOGY ASSOCIATES			1	100%	1
COVE AT THE MARBELLA,THE			1	100%	1
Kroger 894 - The Little Clinic NEC		1			1
STUDENT HEALTH CENTER			1	100%	1
Seal Rock Healthcare		1			1
INDIAN RIVER CLINICAL LABORATORY, INC.		1			1
ADVENT HEALTH MEDICAL GROUP		1			1
VA WNYHCS - Buffalo Division			1	100%	1
ST LUKE LUTHERAN HOME		1			1
BUFFALO VAMC			1	100%	1
PASTEUR MEDICAL HIALEAH GARDEN LLC			1	100%	1
SPARTA HEALTH & REHAB		1			1
LABORATORIO BUENA SALUD			1	100%	1
EVENING PEDIATRICS INC			1	100%	1
BALLAD HEALTH MEDICAL ASSOCIATES URGENT CARE			1	100%	1
BLACKBERRY CENTER, THE		1			1
LOURDES URGENT CARE			1	100%	1
SOUTHWEST ORLANDO FAMILY MEDICINE, PL			1	100%	1
WATERTOWN URGENT CARE		1			1
SAN JOSE CLINIC		1			1
LOPEZ		1			1
UF HEALTH - WILDLIGHT			1	100%	1
Birmingham Nursing & Rehab Center		1			1
ATHENA PLASTIC SURGERY		1			1
SOUTHEASTERN HEALTH FACILITES, INC		1			1
TCPA CLINICAL LABORATORIES			1	100%	1
Village Green Health & Rehabilitation		1			1
LABORATORIO MEDICO CENTRAL CONDOMINO MD			1	100%	1
LAKE VISTA DIALYSIS			1	100%	1
Kroger 524 - The Little Clinic Iron Bridge Road		1			1
DONALSONVILLE HOSPITAL			1	100%	1
BAPTIST ASI			1	100%	1
DOCTOR TODAY URGENT CARE			1	100%	1
ST. PETERSBURG PEDIATRICS-SEMINOLE			1	100%	1

# COVID-19: testing by laboratory

Data through Mar 14, 2021 verified as of Mar 15, 2021 at 09:25 AM

Data in this report are provisional and subject to change.

The numbers in the table below represent the number of Florida and non-Florida residents for whom test results were received by the Department of Health. A person can be tested by more than one laboratory and can have both positive and negative results. **Therefore, the sum of the numbers in each column will be larger than the total number of people tested.**

Reporting lab	Inconclusive	Negative	Positive	Percent positive	Total
TARRYTOWN PHARMACY			1	100%	1
RAMBAM URGENT CARE			1	100%	1
ST JOHN'S HOME CARE			1	100%	1
LADY LAKE FAMILY MEDICINE			1	100%	1
NHC HealthCare St. Charles		1			1
CVS IL5797POCT CAROL STREAM		1			1
NORTHSIDE FAMILY MEDICINE AND URGENT CARE (CUMMING)		1			1
FHPG INTERNAL MEDICINE OF BRANDON			1	100%	1
HEALTH PLUS SUNRISE MEDICAL OFFICE			1	100%	1
CONCIERGE INTERNAL MEDICINE ASSOCIATES			1	100%	1
SUMMIT LABORATORY			1	100%	1
IMMY LABS			1	100%	1
Kroger 086 - The Little Clinic Broomfield-Sheridan		1			1
MAYO MEDICAL LABORATORIES			1	100%	1
UMMC MIDTOWN CAMPUS			1	100%	1
KINGWOOD EMERGENCY HOSPITAL			1	100%	1
MINUTECLINIC DIAGNOSTIC OF NH, LLC (CL		1			1
Abernethy Laurels		1			1
WELLSTAR COBB HOSPITAL			1	100%	1
ALAFAYA WOODS FAMILY MEDICAL CENTER		1			1
NORTHWEST FLORIDA SPECIALTY PHYSICIANS LLC		1			1
BLOOD SYSTEMS LABORATORIES			1	100%	1
BROOKDALE FORT WALTON BEACH			1	100%	1
RM PHARMACY SERVICES INC		1			1
FASTMED URGENT CARE			1	100%	1
SAINT JOSEPH'S HOSPITAL AND MEDICAL CENTER		1			1
LOUIS STOKES CLEVELAND VA MEDICAL CENTER			1	100%	1
HACKENSACK UNIVERSITY MEDICAL CENTER		1			1
DE TAR HOSPITAL			1	100%	1
Grand Junction VAMC		1			1
THE CHRIST HOSPITAL			1	100%	1
EAST COAST INSTITUTE FOR RESEARCH LLC			1	100%	1
HOSPICE OF MARION COUNTY INC			1	100%	1
ACCURATE HEALTH SERVICES CORP			1	100%	1
URGENT TEAM MANAGEMENT OF TENNESSEE, L			1	100%	1
ADVANCE MD CARE			1	100%	1
NHC Chattanooga			1	100%	1
Kroger 907 - The Little Clinic Holland		1			1
ENZO LABS INC			1	100%	1
VELOCITY URGENT CARE - REDMILL			1	100%	1
WINTER HAVEN DIALYSIS		1			1
CHP COVID-19 (TX)			1	100%	1
PINNACLE DIALYSIS		1			1
ARISTACARE AT MANCHESTER		1			1
FAMILY PRACTICE ASSOCIATES		1			1
Oakmont of Katy Nursing and Rehabilitation		1			1
WMC HEALTH GROUP INC			1	100%	1

# COVID-19: testing by laboratory

Data through Mar 14, 2021 verified as of Mar 15, 2021 at 09:25 AM

Data in this report are provisional and subject to change.

The numbers in the table below represent the number of Florida and non-Florida residents for whom test results were received by the Department of Health. A person can be tested by more than one laboratory and can have both positive and negative results. **Therefore, the sum of the numbers in each column will be larger than the total number of people tested.**

Reporting lab	Inconclusive	Negative	Positive	Percent positive	Total
MICROBIOLOGY DEPARTMENT			1	100%	1
Niles Nursing and Rehab. Center		1			1
CVS PHARMACY INC DBA CVS/PHARMACY # 10600		1			1
PCR DIAGNOSTICS			1	100%	1
MD NOW URGENT CARE			1	100%	1
SUREPOINT URGENT CARE PADRE ISLAND			1	100%	1
FRONT PORCH PEDIATRICS PLLC			1	100%	1
WINTER PARK MEMORIAL HOSPITAL LABORATORY		1			1
Eddy Memorial Geriatric Center		1			1
FLAGLER CARE CENTER			1	100%	1
MEDEXPRESS URGENT CARE - VINELAND S MA		1			1
LIFESPAN HEALTH - SELMER		1			1
COLONIAL HEALTH CARE		1			1
St. Anne Home		1			1
IMA MEDICAL CENTER OF OVIEDO			1	100%	1
ORMOND PEDIATRICS PA			1	100%	1
Trucare Living Centers - Columbus		1			1
OHIO VALLEY MANOR NURSING &		1			1
OMNI HEALTHCARE URGENT CARE			1	100%	1
CORE OCCUPATIONAL RESOURCES, LLC			1	100%	1
CLERMONT HEALTH DEPARTMENT			1	100%	1
WESTON COUNTY HEALTH SERVICES			1	100%	1
HALE KUPUNA HERITAGE HOME		1			1
Kroger 569 - The Little Clinic Gallatin		1			1
CVS CA9823POCT SACRAMENTO		1			1
PHYSICIANS PREMIER			1	100%	1
Ohman Family Living at Holly Assisted Living		1			1
FAMILY MEDICAL CENTER		1			1
LAB PLUS, LLC			1	100%	1
ADVENT HEALTH - OWASA			1	100%	1
MEDPOST - NORTH DALLAS			1	100%	1
Tremont Health & Rehabilitation Center		1			1
TANGLEWOOD MANOR		1			1
ST. MARY MEDICAL CENTER		1			1
CENTRAL TX MEDICAL CENTER - LAB			1	100%	1
CYPRESS CREEK OUTPATIENT SURGICAL CTR, LLC			1	100%	1
DIGNITY HEALING LLC			1	100%	1
Brynwood Health & Rehabilitation Center			1	100%	1
CONVENIENT MEDICAL AND HEALTH SERVICES			1	100%	1
MORNINGSIDE NURSING AND REHABILITATION		1			1
NORTH SHORE HEMATOLOGY-ONCOLOGY ASSOCI		1			1
CVS MA38POCT CHARLTON		1			1
ROAN MOUNTAIN MEDICAL CENTER			1	100%	1
THE CHILDREN'S HOSPITAL OF PHILADELPHIA		1			1
SHARON REGIONAL MEDICAL CENTER			1	100%	1
Manassas Health & Rehab			1	100%	1
BEAUMONT REFERENCE LABORATORY			1	100%	1

# COVID-19: testing by laboratory

Data through Mar 14, 2021 verified as of Mar 15, 2021 at 09:25 AM

Data in this report are provisional and subject to change.

The numbers in the table below represent the number of Florida and non-Florida residents for whom test results were received by the Department of Health. A person can be tested by more than one laboratory and can have both positive and negative results. **Therefore, the sum of the numbers in each column will be larger than the total number of people tested.**

Reporting lab	Inconclusive	Negative	Positive	Percent positive	Total
PROGENESIS INC			1	100%	1
SKR MEDICAL ADVISORS		1			1
SUPREME MEDICAL GROUP PLLC			1	100%	1
Home Health Care Clinic		1			1
TUNIS STREET GROUP HOME		1			1
Walgreens #19461		1			1
MEDICAL ASSOCIATES OF PINELLAS - LAB			1	100%	1
Kroger 367 - The Little Clinic Walton		1			1
ANSWERS RESOURCE FACILITY		1			1
PHYSICIANS ASSOCIATES PA			1	100%	1
KAISER SUNNYSIDE MEDICAL CTR LAB		1			1
SEASONS HOSPICE AND PALLIATIVE CARE OF			1	100%	1
ST MICHAEL'S ELITE MEDICAL HOSPITAL			1	100%	1
Ravenwood Speciality Care		1			1
VIP FAMILY PRACTICE			1	100%	1
NORTHSIDE FAMILY MEDICINE		1			1
SUMMERFIELD PAIN MANAGEMENT			1	100%	1
CORNERSTONE DRUG AND GIFT INC		1			1
Altenheim Senior Living		1			1
MT CARMEL NURSING HOME		1			1
MERCY – NORTH IOWA			1	100%	1
USA Healthcare LTC, LLC - Folsom Center for Rehabilitation & Healthca		1			1
Signature Healthcare of Palm Beach			1	100%	1
Lopatcong Center		1			1
MALUHIA		1			1
DAYTONA BEACH CENTRA CARE			1	100%	1
FIT4LIFE MEDICAL CENTER			1	100%	1
Aspire Physical Recovery Center at Cahaba River		1			1
PEACHEALTH LABORATORIES		1			1
SEVEN HILLS HEALTHCARE GROUP LLC DBA		1			1
BAYFRONT HEAL WOUND CARE AND HYPERBARIC CENTER			1	100%	1
HUDSON REGIONAL HOSPITAL			1	100%	1
Sanford Health & Rehabilitation			1	100%	1
MEMORIAL SATILLA HEALTH			1	100%	1
BEVERLY ADVANCED PRACTICE NURSING		1			1
JOHN PETER SMITH HOSPITAL- OB TRIAGE			1	100%	1
Kroger 618 - The Little Clinic Trail Creek Village		1			1
ASHLEY PEDIATRICS DAY & NIGHT CLINIC			1	100%	1
CARESPOT - OCOEE			1	100%	1
EAST FL CORE LAB			1	100%	1
TMH CANCER CENTER LABORATORY			1	100%	1
GARDENS AT MAPLEWOOD			1	100%	1
Holly Hill Healthcare Center			1	100%	1
PELICAN STATE OUTPATIENT CENTER			1	100%	1
RABI SINHA, MD		1			1
ADAMS COUNTY HEALTH DEPARTMENT			1	100%	1
NORTH RIVER FAMILY HEALTH CENTER			1	100%	1

# COVID-19: testing by laboratory

Data through Mar 14, 2021 verified as of Mar 15, 2021 at 09:25 AM

Data in this report are provisional and subject to change.

The numbers in the table below represent the number of Florida and non-Florida residents for whom test results were received by the Department of Health. A person can be tested by more than one laboratory and can have both positive and negative results. **Therefore, the sum of the numbers in each column will be larger than the total number of people tested.**

Reporting lab	Inconclusive	Negative	Positive	Percent positive	Total
SHANDSCAIR FLIGHT PROGRAM			1	100%	1
ROYAL OAK MEDICAL CENTER LLC DBA CHARACTER FAMILY			1	100%	1
Mountain View Manor			1	100%	1
CRYSTAL RIVER FIRE DEPARTMENT			1	100%	1
CVS NC2749POCT CONCORD		1			1
METROWEST MEDICAL CENTER - FRAMINGHAM			1	100%	1
BEAUMONT URGENT CARE		1			1
BEAUMONT HOSPITAL, GROSSE POINTE			1	100%	1
ADVANCED URGENT CARE PLLC		1			1
Redwood Springs Healthcare			1	100%	1
Kroger 410 - The Little Clinic Trinity		1			1
FELD ENTERTAINMENT			1	100%	1
STEWART MEDICAL GROUP INC			1	100%	1
BASCOM PALMER-MICRO LAB			1	100%	1
Kroger - KRO03500568			1	100%	1
PUBLIX PHARMACY # 1236			1	100%	1
New York Harbor Harbor HCS - Brooklyn Campus		1			1
Wexner Heritage House			1	100%	1
DIXIE REGIONAL MEDICAL CENTER			1	100%	1
MEMORIAL HOSPITAL - BELLEVILLE			1	100%	1
GREYSTONE HOME HEALTH OF GREATER ORLANDO LLC		1			1
Metairie Healthcare Center			1	100%	1
Life Care Center of Auburn		1			1
SOMA MEDICAL CENTER PA #2			1	100%	1
HOLSTON MEDICAL GROUP		1			1
JOSHUA E CHESIR MD		1			1
WEST FLORIDA MEDICAL ASSOCIATES PA			1	100%	1
BRISTOL CHILDRENS CLINIC			1	100%	1
ARNOLD PALMER HOSPITAL LAB POCT		1			1
NULL			1	100%	1
CLUB HEALTH AND REHABILITATION CENTER, THE		1			1
FAMILY PHYSICIANS OF WINTER PARK, INC			1	100%	1
PANCARE HEALTH - CARR ELEM & MIDDLE SCHOOL			1	100%	1
ASPIRUS WAUSAU HOSPITAL			1	100%	1
Kroger 717 - The Little Clinic Dolphin Drive			1	100%	1
UNIVERSITY OF MIAMI PRIMARY CARE SITE UMHC 3039			1	100%	1
HCL LABORATORIES			1	100%	1
CVS OH6167POCT ASHLAND		1			1
MARTIN ARMY COMMUNITY HOSPITAL			1	100%	1
MANHATTAN COLLEGE HEALTH SERVICES		1			1
FAMILY MEDICINE AT KISSIMMEE		1			1
MERCY GENERAL HOSPITAL			1	100%	1
BEACHSIDE DETOX		1			1
ST JOHNS EPISCOPAL HOSPITAL SOUTH SHORE		1			1
Brookcrest Nursing Home		1			1
Kroger 465 - The Little Clinic Oakley		1			1
CFCH - FROSTPROOF			1	100%	1

# COVID-19: testing by laboratory

Data through Mar 14, 2021 verified as of Mar 15, 2021 at 09:25 AM

Data in this report are provisional and subject to change.

The numbers in the table below represent the number of Florida and non-Florida residents for whom test results were received by the Department of Health. A person can be tested by more than one laboratory and can have both positive and negative results. **Therefore, the sum of the numbers in each column will be larger than the total number of people tested.**

Reporting lab	Inconclusive	Negative	Positive	Percent positive	Total
CHESAPEAKE REGIONAL MEDICAL CENTER			1	100%	1
APPLECARE BRUNSWICK			1	100%	1
LOUIS A JOHNSON VAMC		1			1
MACKINAC STRAITS LONG TERM CARE UNIT		1			1
HARDEN DIALYSIS		1			1
Kroger 379 - The Little Clinic Stony Brook		1			1
PARK LANE NURSING HOME		1			1
PM PEDIATRICS PC			1	100%	1
THE CLINIC ON SIXTH			1	100%	1
SALEM VAMC		1			1
MOBILE MEDICAL CLINIC			1	100%	1
NYU LANGONE AMBULATORY CARE LAKE SUCCE		1			1
SOUTHWOOD NURSING & RETIREMENT CENTER		1			1
CENTRAL ALABAMA HEALTH CARE SYSTEM			1	100%	1
PEACE HEALTH FAMILY MEDICINE AT 87TH AVE		1			1
CELEBRATION HOSPITAL			1	100%	1
CLEVELAND CLINIC FLORIDA LAB			1	100%	1
CSI LABORATORIES FLORIDA			1	100%	1
PULMONARY MEDICINE		1			1
AMERICAN MEDICAL RESPONSE - FARMER BRA		1			1
MEDEXPRESS URGENT CARE CHICOPEE			1	100%	1
SONNI'S PEDIATRICS			1	100%	1
FORT MYERS NORTH DIALYSIS		1			1
Central Park Healthcare & Rehabilitation Center		1			1
ALPHA 1 ANTITRYPSIN RESEARCH PROGRAM			1	100%	1
LIMA MEMORIAL HOSPITAL			1	100%	1
DECATUR MORGAN HOSPITAL - DECATUR GENE		1			1
CONCENTRA - OCALA		1			1
NANCY M WORTHINGTON MD PA			1	100%	1
REFERENCE LABORATORY			1	100%	1
CAREWELL URGENT CARE FITCHBURG			1	100%	1
OCALA REGIONAL DIALYSIS- NORTH			1	100%	1
PULMONARY, CRITICAL CARE AND SLEEP DISORDERS INSTITUTE OF SOUTH FLORID			1	100%	1
VISTACARE PHARMACY I		1			1
FAYETTE MEDICAL CENTER LAB		1			1
HOLLAND COMMUNITY HOSPITAL		1			1
Memorial Health Care Center			1	100%	1
OKLAHOMA BLOOD INSTITUTE			1	100%	1
UPSON REGIONAL MEDICAL CENTER			1	100%	1
YOUR HEALTH PEDIATRICS			1	100%	1
ASHLEY PEDICATRICS DAY AND NIGHT CLINIC			1	100%	1
MED TECH CLINICAL LABORATORY		1			1
Cooperstown Center for Nursing and Rehabillitation		1			1
Kroger 397 - The Little Clinic Frankfort East		1			1
WINCHESTER HOSPITAL			1	100%	1
ST VINCENT'S AMBULATORY CARE INC			1	100%	1
BHS PHYSICIAN NETWORK			1	100%	1

# COVID-19: testing by laboratory

Data through Mar 14, 2021 verified as of Mar 15, 2021 at 09:25 AM

Data in this report are provisional and subject to change.

The numbers in the table below represent the number of Florida and non-Florida residents for whom test results were received by the Department of Health. A person can be tested by more than one laboratory and can have both positive and negative results. **Therefore, the sum of the numbers in each column will be larger than the total number of people tested.**

Reporting lab	Inconclusive	Negative	Positive	Percent positive	Total
MODERN URGENT CARE			1	100%	1
CRUSADER COMMUNITY HEALTH			1	100%	1
LSU MEDICAL CENTER			1	100%	1
Walgreens #12153		1			1
THE EMORY CLINIC			1	100%	1
NORTH FLORIDA CHILD DEVELOPMENT, INC			1	100%	1
WALKIN MEDICAL URGENT CARE,NEW CITY			1	100%	1
RYE BEACH PHARMACY INC		1			1
WOODHILLS LABS			1	100%	1
SUPERKIDS PEDIATRICS			1	100%	1
NORTHEAST TEXAS DIALYSIS		1			1
QUALITY CLINICAL LAB LLC			1	100%	1
TMH PHYSICIAN PARTNERS			1	100%	1
NF Escambia, LLC DBA Olive BranchHealth and Rehabilitaion Center			1	100%	1
LEGACY AT HIGHWOODS PRESERVE		1			1
ADVANTA LABS, LLC		1			1
Kroger 923 - The Little Clinic Centerville		1			1
PowerBack Piscataway Center		1			1
MEDICAL ARTS LABORATORY			1	100%	1
Florence Nursing and Rehabilitation Center		1			1
MEDEXPRESS URGENT CARE - CABOT			1	100%	1
VA OPTOMETRY CLINIC			1	100%	1
THE HEART HOSPITAL BAYLOR PLANO			1	100%	1
BAYLOR SCOTT AND WHITE MEDICAL CENTER -CENTENTENNIAL			1	100%	1
LP ELIZABETHTON		1			1
MIDWEST COVENANT HOME, INC		1			1
OCCUPATIONAL HEALTH CENTER		1			1
CVS MA915POCT BEVERLY			1	100%	1
ASCARATE DIALYSIS			1	100%	1
PLANT CITY FAMILY CARE		1			1
CACERES SPECIALIZED GYNECOLOGY		1			1
JOHNSON MEDICAL SERVICES			1	100%	1
Elm Crest Senior Living Community		1			1
Kroger 97 - The Little Clinic Hutchinson		1			1
LAKE WALES DIALYSIS CENTER			1	100%	1
Sage Bluff Health & Rehabilitation Center		1			1
Kroger 444 - The Little Clinic Dent		1			1
BAYSHORE DIALYSIS			1	100%	1
ANDERSON REGIONAL MEDICAL CENTER			1	100%	1
SANITAS RESEARCH LLC			1	100%	1
UMASS MEMORIAL/MARLBORO HOSPITAL			1	100%	1
MONMOUTH MEDICALC ENTER		1			1
NFRC CLINICAL LAB			1	100%	1
Bethel Lutheran Nursing & Rehabilitation Center		1			1
TERRELL URGENT CARE			1	100%	1
ST CATHERINE HOSPITAL LABORATORY			1	100%	1
EXPRESS PHARMACY INC		1			1

# COVID-19: testing by laboratory

Data through Mar 14, 2021 verified as of Mar 15, 2021 at 09:25 AM

Data in this report are provisional and subject to change.

The numbers in the table below represent the number of Florida and non-Florida residents for whom test results were received by the Department of Health. A person can be tested by more than one laboratory and can have both positive and negative results. **Therefore, the sum of the numbers in each column will be larger than the total number of people tested.**

Reporting lab	Inconclusive	Negative	Positive	Percent positive	Total
GOSHEN HOSPITAL			1	100%	1
HARDIN HEALTH INC		1			1
Sharon Care Center			1	100%	1
WATERBURY HOSPITAL REFERENCE LAB			1	100%	1
BLACKBAG DIGITAL HEALTH LLC		1			1
URGENT CARE OF KANSAS CITY			1	100%	1
JACKSBORO URGENT CARE			1	100%	1
Bay View Nursing and Rehabilitation Center			1	100%	1
PREMIER FAMILY AND SPORTS MEDICINE LLC			1	100%	1
HORIZON MEDICAL CENTER			1	100%	1
THE NEW JEWISH HOME		1			1
COURTLAND TERRACE		1			1
Valley View Health and Rehabilitation, LLC		1			1
SOUTHWESTERN STATE HOSPITAL LABORATORY			1	100%	1
TRIHEALTH			1	100%	1
ST JOHNS PEDIATRICS PA		1			1
FLORIDA KEYS PED AND ADOLES CTR			1	100%	1
PINEBROOK CARE AND REHABILITATION CENTER			1	100%	1
TITUSVILLE CENTER FOR SURGICAL EXCELLENCE LLC		1			1
THEDACARE FAMILY MEDICINE GATEWAY			1	100%	1
CTMD MEDICAL CENTER, PA			1	100%	1
TOMAH VAMC			1	100%	1
Fairview			1	100%	1
OAKWOOD HOSPITAL - SOUTHSORE			1	100%	1
LIFEGUARD AMBULANCE SERVICE LLC - BAY COUNTY			1	100%	1
CVS AZ3749POCT GOODYEAR		1			1
GEORGETOWN URGENT CARE			1	100%	1
WEST PALM BEACH PHARMACEUTICALS LLC			1	100%	1
SOUTHERN HILLS MEDICAL CENTER			1	100%	1
UPMC NORTHWEST HOSPITAL			1	100%	1
STATE OF CALIFORNIA DOH SERVICES			1	100%	1
BORINQUEN HEALTH CENTER			1	100%	1
BELLMORE PEDIATRICS		1			1
CLARKSVILLE HEALTH SYSTEM			1	100%	1
WASHINGTONVILLE PHARMACY INC		1			1
MED BAR LLC		1			1
BIOMERIEUX			1	100%	1
BROADWAY HEALTH FLORIDA MEDICAL CLINIC URGENT CARE			1	100%	1
AMERICAN FAMILY CARE - SMYRNA			1	100%	1
Greencroft Goshen		1			1
FHPG SURGICAL ASSOCIATES OF EAST PASCO			1	100%	1
HALIFAX HEALTH PRIMARY CARE ORMOND			1	100%	1
SUNSHINE PEDIATRICS OF LUTz			1	100%	1
AVERA ST. MARY'S HOSPITAL			1	100%	1
TRAFALGAR DIALYSIS			1	100%	1
Kroger 63 - The Little Clinic Glassford Hill Rd		1			1
CVS MA2600POCT WEYMOUTH			1	100%	1

# COVID-19: testing by laboratory

Data through Mar 14, 2021 verified as of Mar 15, 2021 at 09:25 AM

Data in this report are provisional and subject to change.

The numbers in the table below represent the number of Florida and non-Florida residents for whom test results were received by the Department of Health. A person can be tested by more than one laboratory and can have both positive and negative results. **Therefore, the sum of the numbers in each column will be larger than the total number of people tested.**

Reporting lab	Inconclusive	Negative	Positive	Percent positive	Total
ACCESS FAMILY CARE LLC			1	100%	1
AURORA MEDICAL CENTER-KENOSHA			1	100%	1
Kroger 805 - The Little Clinic Lewis Center		1			1
NORTH FLORIDA FAMILY MEDICINE			1	100%	1
BETHESDA DIALYSIS			1	100%	1
AURORA CONSOLIDATED LABORATORY			1	100%	1
ALLEGANY COUNTY DEPARTMENT OF HEALTH		1			1
The Center at Centennial			1	100%	1
Kroger 705 - The Little Clinic Richmond		1			1
WEST PENSACOLA DIALYSIS CENTER			1	100%	1
TFH HOME HEALTH INC			1	100%	1
SOLARIS HEALTHCARE PLANT CITY		1			1
Hillside Manor Rehabilitation and Extended Care Center		1			1
BAPTIST HEALTH PRIMARY CARE AT DORAL			1	100%	1
bishop rehabilitation and nursing center		1			1
CVS CA8861POCT BUENA PARK		1			1
ASSISTED LIVING AT TREZEVANT		1			1
UW MEDICINE CHU LAB			1	100%	1
TAYLOR COUNTY HEALTH DEPARTMENT			1	100%	1
ADVANCED CARDIOVASCULAR DIAGNOSTICS OF FL			1	100%	1
MID FLORIDA COMMUNITY SERVICES			1	100%	1
MOSAIC MEDICAL CENTER MARYVILLE			1	100%	1
Waddell Nursing & Rehab Center		1			1
DIVERSICARE OF BIG SPRINGS		1			1
A.G. Rhodes		1			1
GILBERT MEDICAL GROUP			1	100%	1
PREMIUM HOME HEALTH CARE INC			1	100%	1
FOUNDCARE HEALTH			1	100%	1
PRISMA HEALTH TUOMEY LABORATORY			1	100%	1
TAMPA GENERAL MEDICAL GROUP LABORATORY HEALTHPARK			1	100%	1
CVS AZ7855POCT TUCSON		1			1
MARQUETTE GENERAL HOSPITAL			1	100%	1
CHIPLEY DIALYSIS			1	100%	1
OHSU LABORATORY SERVICES		1			1
HEART HOSPITAL OF LAFAYETTE: EMERGENCY ROOM			1	100%	1
Portsmouth Health and Rehab			1	100%	1
LABORATORY SERVICES SGHS - CAMDEN		1			1
LIBERTY URGENT CARE			1	100%	1
PATIENT FIRST-GENERAL BOOTH			1	100%	1
LabCorp L#09258295 M#09258285			1	100%	1
CONTINENTAL HOME HEALTH CARE INC			1	100%	1
MEDICAL CITY NORTH HILLS			1	100%	1
MISSISSIPPI VALLEY REGIONAL BLOOD CENTER			1	100%	1
Kroger 519 - The Little Clinic Staples Mill Road		1			1
Kroger 523 - The Little Clinic Dickson			1	100%	1
Lenbrook		1			1
TEMPUS_LABS			1	100%	1

# COVID-19: testing by laboratory

Data through Mar 14, 2021 verified as of Mar 15, 2021 at 09:25 AM

Data in this report are provisional and subject to change.

The numbers in the table below represent the number of Florida and non-Florida residents for whom test results were received by the Department of Health. A person can be tested by more than one laboratory and can have both positive and negative results. **Therefore, the sum of the numbers in each column will be larger than the total number of people tested.**

Reporting lab	Inconclusive	Negative	Positive	Percent positive	Total
Heritage Health of Peru			1	100%	1
EMERSON HOSPITAL LABORATORY			1	100%	1
WYOMING COUNTY DEPARTMENT OF HEALTH		1			1
Arbors at Marietta		1			1
OCEANVIEW NURSING AND REHABILITAION CENTER			1	100%	1
LOUNDY		1			1
MAHONEY PEDIATRICS PA			1	100%	1
WEST FLORIDA MEDICAL ASSOCIATES			1	100%	1
STATE OF ALASKA			1	100%	1
SPINE & PAIN CONSULTANT PLLC		1			1
ORLANDO PHYSICIAN NETWORK		1			1
MEDEXPRESS URGENT CARE - HADLEY		1			1
DEPARTMENT OF HEALTH SERVICES			1	100%	1
KROGER 785 - THE LITTLE CLINIC DIXIE HWY		1			1
SAINT AGNES HOSPITAL			1	100%	1
TILE PHARMACY		1			1
NAVAL BRANCH HEALTH CLINIC			1	100%	1
FLORIDA HEALTH CARE MEDICAL GROUP		1			1
BRIDGEWATER PARK ASSISTED LIVING LLC			1	100%	1
MEDEXPRESS URGENT CARE - DANVILLE		1			1
RIVERSIDE COUNTY PUBLIC HEALTH LABORATORY			1	100%	1
PACE UNIVERSITY HEALTH CARE		1			1
TITUSVILLE TOWERS ASSISTED LIVING		1			1
SOUTHEAST MISSOURI HOSPITAL		1			1
CENTRAL JERSEY URGENT CARE OF GREEN BR		1			1
BOCA CIEGA CENTER			1	100%	1
GARDEN VIEW CARE CENTER		1			1
SISTERS MISSION			1	100%	1
VICTORIA PAIN AND REHABILITATION CENTER			1	100%	1
Kroger 970 - The Little Clinic Westfield			1	100%	1
The Evangelical Lutheran Good Samaritan Society Prescott Village		1			1
Arlington Health and Rehabilitation		1			1
CVS NE8616POCT LINCOLN		1			1
SAINT ALPHONSUS REGIONAL MEDICAL CENTER			1	100%	1
VILLAGES HEALTH SYSTEM, LLC, THE			1	100%	1
BSA PHYSICIANS GROUP, INC D/B/A BSA FAMILY MEDICAL			1	100%	1
Kingston Care Center of Fort Wayne		1			1
CVS OH3306POCT AKRON		1			1
CLINICAL TRIALS OF TAMPA LLC		1			1
Kroger 49 - The Little Clinic Wichita - 21st St.			1	100%	1
ESOTERIC LAB			1	100%	1
SOUTHERN WINDS			1	100%	1
CORPUS CHRISTI MEDICAL CENTER			1	100%	1
MIL LAKE HEALTHCARE CENTER INC PEDIATRICS			1	100%	1
DW MCMILLAN MEMORIAL HOSPITAL LABORATORY			1	100%	1
CVS MA41POCT TAUNTON		1			1
Excel Care Center			1	100%	1

# COVID-19: testing by laboratory

Data through Mar 14, 2021 verified as of Mar 15, 2021 at 09:25 AM

Data in this report are provisional and subject to change.

The numbers in the table below represent the number of Florida and non-Florida residents for whom test results were received by the Department of Health. A person can be tested by more than one laboratory and can have both positive and negative results. **Therefore, the sum of the numbers in each column will be larger than the total number of people tested.**

Reporting lab	Inconclusive	Negative	Positive	Percent positive	Total
LABTEST LLC LABTEST DIAGNOSTICS			1	100%	1
COMMONWEALTH OF VIRGINIA DIVISION OF CONSOLIDATED LABORATORY SERVICES			1	100%	1
DEACONESS URGENT CARE CENTER			1	100%	1
CVS NE5863POCT OMAHA		1			1
MEMORIAL HERMANN KATY HOSPITAL			1	100%	1
Kroger 532 - The Little Clinic Murfreesboro		1			1
SOUTHEASTERN INTEGRATED MEDICAL PL			1	100%	1
CVS OH3980POCT KENT		1			1
BAPTIST HOSPITAL PRIMARY CARE GULF BREEZE			1	100%	1
SUNCOAST FAMILY MEDICAL ASSOCIATES			1	100%	1
NORTH PALM BEACH DIALYSIS CENTER			1	100%	1
COUNTRYSIDE PEDIATRIC CARE PA			1	100%	1
CHOTA COMMUNITY HEALTH SERVICES		1			1
JOHNSON & JOHNSON VISION CARE-VISTAKON			1	100%	1
PINEVILLE PHARMACY			1	100%	1
LIFELINK TRANSPLANT INSTITUTE LAB			1	100%	1
FLORIDA CLINICAL RESEARCH CENTER, LLC			1	100%	1
CLEVELAND CLINIC OHIO LABORATORIES			1	100%	1
AFTER HOURS CLINIC			1	100%	1
UF HEALTH THE VILLAGES			1	100%	1
NEW YORK PRESBYTERIAN HOSPITAL			1	100%	1
PRINCIPLE DIAGNOSTICS LLC			1	100%	1
CONCENTRA - TAMPA EAST		1			1
CROZER-CHESTER MEDICAL CENTER			1	100%	1
MINUTECLINIC DIAGNOSTICS OF OKLAHOMA		1			1
MEDEXPRESS URGENT CARE-VINLAND SOUTH			1	100%	1
CVS NH1004POCT SALEM			1	100%	1
SELF REGIONAL HEALTHCARE			1	100%	1
GOSHEN MEDICAL CENTER			1	100%	1
SOMA MEDICAL CENTER PA #3 PALOMINO			1	100%	1
STEPHENS COUNTY HOSPITAL			1	100%	1
BICKERTON, DAWN		1			1
BLANCHARD VALLEY HOSPITAL LABORATORY			1	100%	1
Robinson Terrace Rehabilitation and Nursing Center		1			1
HAWAII DEPARTMENT OF HEALTH LAB			1	100%	1
IZ MEDICAL		1			1
15 TO KNOW			1	100%	1
CARENOW URGENT CARE – SPRING			1	100%	1
Monument Health Strugis Care Center		1			1
CAN COMMUNITY HEALTH LLC		1			1
FREDERICK MEMORIAL HOSPITAL			1	100%	1
FLORIDA ADVANCED MEDICAL AND DERM AESTHETICS LLC			1	100%	1
CVS TX7825POCT FRISCO		1			1
The Carrington		1			1
LAKE REGIONAL HEALTH			1	100%	1
MOSOLF PEDIATRICS PA			1	100%	1
UT HEALTH RGV CLINICAL LABORATORY			1	100%	1

# COVID-19: testing by laboratory

Data through Mar 14, 2021 verified as of Mar 15, 2021 at 09:25 AM

Data in this report are provisional and subject to change.

The numbers in the table below represent the number of Florida and non-Florida residents for whom test results were received by the Department of Health. A person can be tested by more than one laboratory and can have both positive and negative results. **Therefore, the sum of the numbers in each column will be larger than the total number of people tested.**

Reporting lab	Inconclusive	Negative	Positive	Percent positive	Total
LAB PLUS, LLC AT ASCENSION SAINT THOMA		1			1
BRIDGES AT LIFE CARE CENTER OF OCALA, THE			1	100%	1
MIAMI CEREBRAL PALSY RESIDENTIAL			1	100%	1
Country View of Sunbury			1	100%	1
UNIVERSITY URGENT CARE			1	100%	1
CVS IN6555POCT BROWNSBURG		1			1
STANLY REGIONAL MEDICAL CENTER			1	100%	1
WW Chem Auto SS			1	100%	1
SOUTH FLORIDA URGENT CARE CENTERS, LLC			1	100%	1
GREATER TAMPA AT HOME			1	100%	1
NCH HEALTHCARE CREEKSIDE ENDOSCOPY			1	100%	1
NORTH SHORE HEMATOLOGY-ONCOLOGY ASSOCIATES		1			1
CENTRAL TX URGENT CARE			1	100%	1
OXY-GENLAB			1	100%	1
FLORIDA STATE UNIVERSITY HEALTH SERVICES			1	100%	1
CENTRAL FLORIDA MEDICAL CARE			1	100%	1
CVS PA10825POCT PLYMOUTH MEETING		1			1
Englewood Health Care Center		1			1
ONPOINT URGENT CARE			1	100%	1
YOUR HEALTH PEDIATRICS INC			1	100%	1
DERMDX, DIV OF AURORA DIAGNOSTICS/BERNHARDT LAB		1			1
CALIFORNIA PUBLIC HEALTH LABORATORY			1	100%	1
COSTCO PHARMACY #1023			1	100%	1
BAPTIST HEALTH SURGERY CENTER			1	100%	1
PEDIATRIC SPECIALTY CLINIC COLLIER			1	100%	1
Garden Villa Bedford		1			1
FLORIDA DEPARTMENT OF HEALTH PALM BEACH COUNTY			1	100%	1
ORLANDO HEALTH PHYSICIAN GROUP INC			1	100%	1
CAH ACQUISITION COMPANY 11 LLC			1	100%	1
WELLCARE URGENT CARE			1	100%	1
HIBISCUS COURT			1	100%	1
HOLY CITY MED URGENT CARE			1	100%	1
DR PHILLIPS CENTER FOR WELLNESS		1			1
ST LUKES SURGICAL AT THE VILLAGES INC			1	100%	1
ORMOND MEDICAL ARTS FAMILY PRACTICE PL			1	100%	1
HAWKEYE CARE CENTER DUBUQUE		1			1
ORANGE PEDIATRICS PA			1	100%	1
SYCAMORE MEDICAL CENTER-KETTERING HEALTH NETWORK			1	100%	1
MEDERI CARETENDERS VS OF SE FL LLC DBA			1	100%	1
EXPRESS WALK IN MEDICAL CENTER			1	100%	1
PUBLIX PHARMACY #0332		1			1
WALGREENS #06025		1			1
URGENTMED PLANTATION			1	100%	1
CARE CONNECTIONS AT HOME LLC			1	100%	1
KINGWOOD EMERGENCY CENTER			1	100%	1
C V S / PHARMACY #4396		1			1
CAROMONT HEALTH			1	100%	1

# COVID-19: testing by laboratory

Data through Mar 14, 2021 verified as of Mar 15, 2021 at 09:25 AM

Data in this report are provisional and subject to change.

The numbers in the table below represent the number of Florida and non-Florida residents for whom test results were received by the Department of Health. A person can be tested by more than one laboratory and can have both positive and negative results. **Therefore, the sum of the numbers in each column will be larger than the total number of people tested.**

Reporting lab	Inconclusive	Negative	Positive	Percent positive	Total
WILLOW DALE WELLNESS VILLAGE APARTMENT		1			1
CVS IL2297144CV CHICAGO		1			1
SMITH KLINE			1	100%	1
CVS IN6608POCT NEW PALESTINE			1	100%	1
UUHC - REDSTONE HEALTH CENTER LABORATORY			1	100%	1
CARENOW LAKE WORTH			1	100%	1
HAMILTON CI MAIN UNIT ANNEX/ WORK CAMP			1	100%	1
HARMONY HEALTHCARE ORLANDO INC		1			1
Monument Health Custer Care Center		1			1
URGENT CARE CENTER OF PORT ORANGE LLC			1	100%	1
ENCOMPASS HEALTH HOME HEALTH		1			1
Allen Health and Rehabilitation		1			1
MEDICAL CITY DENTON			1	100%	1
Southwest Louisiana Veterans Home			1	100%	1
MEMORIAL MEDICAL CENTER			1	100%	1
Kroger 500 - The Little Clinic Speedway		1			1
ANY LAB TEST FAST CORP			1	100%	1
DAVITA DIALYSIS-NORTH			1	100%	1
ANY LAB TEST NOW JACKSONVILLE		1			1
LYSTER MAIN LAB, FT RUCKER		1			1
CORDOVA FAMILY PRACTICE			1	100%	1
ATHENS LIMESTONE HOSPITAL		1			1
ACCOMPLISHED HOME CARE		1			1
EASTSIDE MEDICAL CLINIC		1			1
EDGAR PRICE FAMILY & CHILDREN HEALTHCARE CENTER			1	100%	1
SKYRIDGE CLINICAL ASSOCIATES		1			1
FLORIDA MEDICAL CLINIC PA GI			1	100%	1
JUP Serology SubSection			1	100%	1
MOUNT SINAI MEDICAL CENTER AVENTURA ER			1	100%	1
MY URGENT CARE CLINIC			1	100%	1
REGIONAL MEDICAL LABORATORY			1	100%	1
WEILL CORNELL MEDICAL ASSOCIATES - EAST SIDE		1			1
RIVERVIEW HOSPITAL D/B/A UNIVERSITY		1			1
Acts Manor House		1			1
HEALTHPARTNERS HUDSON CLINIC			1	100%	1
COLONIAL VILLA GOOD SAMARITAN CENTER		1			1
HABANA HEALTH CARE CENTER			1	100%	1
Carington Park			1	100%	1
ALLIED PEDIATRICS & FAMILY MEDICINE			1	100%	1
VELOCITY URGENT CARE - LITTLE CREEK			1	100%	1
COLOMBO'S PHARMACY		1			1
NATIONAL INSTITUTES OF HEALTH CLINICAL CENTER			1	100%	1
TAMPA HEALTH CARE PROVIDERS PA		1			1
SJMC PHYSICIAN SERVICES			1	100%	1
Hillside Rehab and Care Center			1	100%	1
Crestwood Nursing Center		1			1
CORONA CONCIERGE, LLC		1			1

# COVID-19: testing by laboratory

Data through Mar 14, 2021 verified as of Mar 15, 2021 at 09:25 AM

Data in this report are provisional and subject to change.

The numbers in the table below represent the number of Florida and non-Florida residents for whom test results were received by the Department of Health. A person can be tested by more than one laboratory and can have both positive and negative results. **Therefore, the sum of the numbers in each column will be larger than the total number of people tested.**

Reporting lab	Inconclusive	Negative	Positive	Percent positive	Total
HARRIS URGENT CARE CENTER			1	100%	1
MEDEXPRESS URGENT CARE - CINNAMINSON		1			1
CLERMONT PEDIATRICS, PA			1	100%	1
Strasburg Care Center		1			1
CARESPOT EXPRESS HEALTHCARE BOYNTON BEACH			1	100%	1
COMMUNITY MEDICAL CENTER-ORANGE CITY		1			1
DIMMIT REGIONAL HOSPITAL			1	100%	1
TEVAPHARM			1	100%	1
CHRISTIAN REST HOME ASSOC		1			1
WALGREENS # 11165		1			1
Walgreens #5065		1			1
HALEYVILLE HEALTH CARE CENTER		1			1
ARCADIA DIALYSIS CENTER			1	100%	1
QC LABORATORY			1	100%	1
INTERMOUNTAIN HEALTHCARE LABORATORY SERVICES			1	100%	1
MED-LAKE LABORATORY			1	100%	1
Court House Center		1			1
MARTINSVILLE HEALTH AND REHAB			1	100%	1
CAROLINAS HEALTHCARE SYSTEM LAB			1	100%	1
TRUCARE LIVING CENTERS - SELMA			1	100%	1
RED BUG LAKE ROAD OVIEDO COVID			1	100%	1
TRINITY URGENT CARE		1			1
ST JOHN'S MEDICAL CENTER, TETON VILLAGE			1	100%	1
RIDGEFIELD PEDIATRIC ASSOCIATES		1			1
LAKE MARY OPTUM FLORIDA			1	100%	1
LADY OF THE SEA HOSPITAL LAB			1	100%	1
Kroger 518 - The Little Clinic Hermitage		1			1
PRIMEX CLINICAL LABORATORIES INC			1	100%	1
WINNIFRED ASSISTED LIVING FACILITY INC		1			1
PIONEER CLINICAL RESEARCH LLC			1	100%	1
CVS NE8626POCT LINCOLN		1			1
Kroger 670 - The Little Clinic Dawson Forest Rd & Hwy 19		1			1
MEDONE URGENT CARE			1	100%	1
Kroger 350 - The Little Clinic New Cut Road		1			1
SANTA ROSA PEDIATRICS			1	100%	1
DSI LABORATORIES-NAPLES-7TH			1	100%	1
CVS AZ69POCT PEORIA		1			1
NEMOURS CHILDREN'S PRIMARY CARE, ST CLOUD			1	100%	1
INTERNAL MEDICINE GROUP OF CENTRAL FLORIDA			1	100%	1
Troy Center for Rehabilitation & Nursing		1			1
UABC			1	100%	1
BLAKE AT PENSACOLA OPERATION CO, LLC, THE			1	100%	1
STONECREST MEDICAL CENTER		1			1
RELIANCE HOME HEALTH CARE INC		1			1
MIAMI VASCULAR SURGERY			1	100%	1
ADVENTHEALTH IMAGING WINTERGARDEN		1			1
CROSS CREEK HEALTH CARE		1			1

# COVID-19: testing by laboratory

Data through Mar 14, 2021 verified as of Mar 15, 2021 at 09:25 AM

Data in this report are provisional and subject to change.

The numbers in the table below represent the number of Florida and non-Florida residents for whom test results were received by the Department of Health. A person can be tested by more than one laboratory and can have both positive and negative results. **Therefore, the sum of the numbers in each column will be larger than the total number of people tested.**

Reporting lab	Inconclusive	Negative	Positive	Percent positive	Total
CVS HEALTH, #5962		1			1
Bethany Manor		1			1
WEST CARVER MEDICAL ASSOCIATES		1			1
Hawthorne House		1			1
GATEWAY LABORATORIES		1			1
WAYNE COUNTY PUBLIC HEALTH		1			1
NASON HOSPITAL			1	100%	1
BROOKSHIRE, THE			1	100%	1
441 URGENT CARE CENTER - BROWNWOOD			1	100%	1
WALGREENS #01398			1	100%	1
ST GERARD'S COMMUNITY OF CARE		1			1
PT&J REHAB LLC		1			1
SANFORD LABORATORIES WATERTOWN			1	100%	1
MCH PHYSICIANS GROUP			1	100%	1
PRIMARY CARE & PEDIATRICS - SHEPHERSTOWN		1			1
SOWAL HEALTH & DRUG			1	100%	1
GRAND VIEW HOSPITAL			1	100%	1
UNIVERSITY OF IOWA HOSPITALS & CLINICS			1	100%	1
MAYO CLINICAL LABORATORIES		1			1
MEDEXPRESS URGENT CARE-MEADVILLE			1	100%	1
NEW ERA HEALTH CENTER INC		1			1
MID FLORIDA BIOLOGICALS			1	100%	1
Falmouth By The Sea			1	100%	1
Walgreens #5914		1			1
Community Compassion Center of Batesville			1	100%	1
HARDEE COUNTY FIRE RESCUE		1			1
Grangeville Health and Rehab		1			1
PARTNERS IN PRIMARY CARE		1			1
KIDSVILLE PEDIATRICS III PA			1	100%	1
INHEALTH LIFE SCIENCES LLC			1	100%	1
CUSTOM SCRIPTS PHARMACY		1			1
ANDREWS INSTITUTE AMBULATORY SURGERY CENTER		1			1
PLEASANT RIDGE MANOR WEST		1			1
Glen Oaks Health and REhabilitation		1			1
Broomall Manor		1			1
SPECIALTY DRUG TESTING			1	100%	1
WALGREENS #15291		1			1
RIVERSIDE MEDICAL CENTER		1			1
CSL PLASMA LAB			1	100%	1
VA COMMUNITY BASED CLINIC - LAKE CITY			1	100%	1
Valley Center (WV)			1	100%	1
Heartland of Perrysburg		1			1
INFECTION CONTROL DEPT			1	100%	1
STEWART FLORIDA ALF, INC			1	100%	1
CLEMENT MANOR HEALTH CENTER		1			1
FLAGLER PROFESSIONAL HEALTH CARE SERVICES INC		1			1
PRIMARY AND URGENT CARE			1	100%	1

# COVID-19: testing by laboratory

Data through Mar 14, 2021 verified as of Mar 15, 2021 at 09:25 AM

Data in this report are provisional and subject to change.

The numbers in the table below represent the number of Florida and non-Florida residents for whom test results were received by the Department of Health. A person can be tested by more than one laboratory and can have both positive and negative results. **Therefore, the sum of the numbers in each column will be larger than the total number of people tested.**

Reporting lab	Inconclusive	Negative	Positive	Percent positive	Total
UCH LAB			1	100%	1
BMC/NASSAU			1	100%	1
CARESPOT - LEE VISTA			1	100%	1
ISLANDS ASSISTED LIVING FACILITY,THE			1	100%	1
PM PEDIATRICS OF BAYSIDE PLLC - BELLER		1			1
DISCOVERY AT HOME, LLC			1	100%	1
Kroger 353 - The Little Clinic Harpers Point		1			1
RURAL/METRO MIDSOUTH,		1			1
MEDEXPRESS URGENT CARE - ST CLAIR, CLOVER DR.		1			1
MEDICAL CENTER AFFILIATES PALM SPRINGS			1	100%	1
BAYLOR SCOTT & WHITE MEDICAL SURGICAL CLINIC			1	100%	1
RIVIERA BEACH HEALTH CENTER LAB			1	100%	1
FAMILY AND INTERNAL MEDICINE ASSOCIATES		1			1
FAIRVIEW SOUTHDALE			1	100%	1
Alexandria Place		1			1
MEDICAL ASSOCIATES OF BREVARD LLC		1			1
MEADOWS PARK HEALTH AND REHABILITATION		1			1
Oregon Veterans Home The Dalles		1			1
LabCorp of America			1	100%	1
CAREWELL 203			1	100%	1
Kingston of Miamisburg		1			1
Willowbrooke Court at Normandy Farms Estates		1			1
Kroger 838 - The Little Clinic Fairborn		1			1
MAYO CLINIC OUTPATIENT DIALYSIS CENTER			1	100%	1
MARYWOOD NURSING CARE CENTER		1			1
NEMOURS CHILDRENS PRIMARY CARE CLERMONT			1	100%	1
Signature Healthcare of Fort Wayne		1			1
THE MEDICAL CENTER AT BOWLING GREEN			1	100%	1
CVS / PHARMACY #10794			1	100%	1
RICHMOND MEDICAL CENTER FOR WOMEN		1			1
Rio Grande City Nursing and Rehab Center			1	100%	1
RAPID CITY REGIONAL HOSPITAL -579 ATTN. LABORATORY		1			1
EVERGREEN WOODS HEALTH & REHAB CENTER			1	100%	1
ALLIANCE LABORATORY SERVICES			1	100%	1
DIGESTIVE DISEASE CARE PC		1			1
OAK HAVEN REHAB AND NURSING CENTER			1	100%	1
SYNERGENE LABORATORY			1	100%	1
MCLEOD MEMORIAL HOSPITAL CLARENDON			1	100%	1
NEW ERA COMMUNITY HEALTH CENTER LLC		1			1
DOCTORS HEARING			1	100%	1
LOWER KEYS COMMUNITY HEALTH CENTER			1	100%	1
ER NEAR ME HULEN		1			1
SPHERE DX			1	100%	1
UNIVERSITY OF TOLEDO MEDICAL CENTER			1	100%	1
SACRED HEART HOSPITAL NURSING			1	100%	1
QLABS			1	100%	1
ST. JOHN HOSPITAL & MEDICAL CENTER			1	100%	1

# COVID-19: testing by laboratory

Data through Mar 14, 2021 verified as of Mar 15, 2021 at 09:25 AM

Data in this report are provisional and subject to change.

The numbers in the table below represent the number of Florida and non-Florida residents for whom test results were received by the Department of Health. A person can be tested by more than one laboratory and can have both positive and negative results. **Therefore, the sum of the numbers in each column will be larger than the total number of people tested.**

Reporting lab	Inconclusive	Negative	Positive	Percent positive	Total
HILTON HEAD HOSPITAL/INPATIENT			1	100%	1
HUNEYCUTT FAMILY PRACTICE			1	100%	1
The Friendly Home		1			1
SURGERY CENTER, THE			1	100%	1
BRUNSWICK HEALTH AND REHABILITATION CE		1			1
HEALTHALLIANCE HOSPITAL LABORATORY		1			1
CANDLER HOSPITAL			1	100%	1
PORTSMOUTH REG. HOSPITAL			1	100%	1
SUNCOAST PRIMARY CARE LLC			1	100%	1
Arch Plaza Nursing and Rehabilitation Center			1	100%	1
CVS AZ7263POCT PHOENIX		1			1
CVS NC2559POCT CHARLOTTE		1			1
Springdale Village		1			1
COVENANT HEALTH		1			1
TRUMAN MEDICAL CENTER - HOSPITAL HILL			1	100%	1
LAKEWOOD RANCH MEDICAL GROUP LLC			1	100%	1
ALPHA CLINICAL LABORATORY CORP.			1	100%	1
SUN CLINICAL LABORATORIES			1	100%	1
ANDERSON FAMILY MEDICINE			1	100%	1
METROPOLITAN			1	100%	1
VISTA LAKE ASSISTED LIVING			1	100%	1
CLEVELAND CLINIC AKRON GENERAL			1	100%	1
JAX FAMILY CARE		1			1
LEHIGH PULMONARY ASSOCIATES			1	100%	1
FLORIDA HOME HEALTH			1	100%	1
CONCORDIA MANOR			1	100%	1
JACKSON MADISON CO. GEN. HOSPITAL			1	100%	1
MANOR CARE OF DELRAY BEACH FL LLC		1			1
KIOSK MEDICINE OF KENTUCKY LLC		1			1
LITTLE FALLS HOSPITAL LABORATORY		1			1
LAKESIDE MEDICAL CENTER		1			1
SIGNATURE CARE MEMORIAL CITY			1	100%	1
MISSION HOSPITAL – MEMORIAL CAMPUS			1	100%	1
BEAUMONT HOSPITAL			1	100%	1
COASTAL ER IX, PHYSICIANS PREMIER			1	100%	1
PORTAGE MEDICAL CENTER			1	100%	1
Kroger 670 - The Little Clinic Powell		1			1
KISSIMMEE HOME TRAINING		1			1
THE LITTLE CLINIC, LLC			1	100%	1
ISLAND NURSING HOME			1	100%	1
ORMC-ARDEN/EOI			1	100%	1
Kroger 629 - The Little Clinic Cartersville, GA Hwy 41		1			1
EASTGENE LABORATORIES		1			1
PASTEUR MEDICAL CENTER LLC		1			1
USF PHYSICIANS GROUP			1	100%	1
Highland Ave. Eye Clinic		1			1
Advanced Rehabilitation of Vernon		1			1

# COVID-19: testing by laboratory

Data through Mar 14, 2021 verified as of Mar 15, 2021 at 09:25 AM

Data in this report are provisional and subject to change.

The numbers in the table below represent the number of Florida and non-Florida residents for whom test results were received by the Department of Health. A person can be tested by more than one laboratory and can have both positive and negative results. **Therefore, the sum of the numbers in each column will be larger than the total number of people tested.**

Reporting lab	Inconclusive	Negative	Positive	Percent positive	Total
LAS PALMAS MEDICAL CENTER			1	100%	1
PROMUS DIAGNOSTICS, LLC			1	100%	1
ST. VINCENT HOSPITAL			1	100%	1
PEDIATRIC ASSOCIATES OF ORLANDO			1	100%	1
BOCA GENERAL AND FAMILY MEDICINE		1			1
PCG MOLECULAR			1	100%	1
Spring Gate Rehab and Healthcare Center		1			1
Kroger 683 - The Little Clinic Foothills Plaza		1			1
WVU MEDICINE - WESTON			1	100%	1
Kroger 395 - The Little Clinic Blanchester		1			1
DEERFIELD BEACH REHABILITATION AND NURSING			1	100%	1
HEALTHCARE AND REHAB OF SANFORD			1	100%	1
SPEARE MEMORIAL HOSPITAL			1	100%	1
UHS BINGHAMTON GENERAL			1	100%	1
GOOD SAMARITAN SOCIETY - DE SMET		1			1
NORTH SHORE HEMATOLOGY-ONCOLOGY ASSOCIATES PC		1			1
Princeton Place			1	100%	1
CARDIOLOGY AND FITNESS MEDICINE		1			1
NORTH PALM CHIDRENS PHYSICIANS			1	100%	1
ST ANTHONY'S PINELLAS CARE CLINIC			1	100%	1
INDIAN RIDGE		1			1
MEDEXPRESS URGENT CARE - CHERRY HILL		1			1
ALL PEDIATRIC CARE PA			1	100%	1
KENT		1			1
CVS MA507POCT LEOMINSTER			1	100%	1
MERRILL GARDENS AT CHAMPIONSGATE			1	100%	1
TITUS REGIONAL MEDICAL CENTER			1	100%	1
ORCHID TERRACE		1			1
CAPSTONE REHABILITATION AND HEALTHCARE		1			1
B2 URGENT CARE			1	100%	1
MOUNT ST MARYS HOSPITAL OF NIAGARA FALLS			1	100%	1
Kroger 531 - The Little Clinic Waterville		1			1
BIOMAT ORLANDO		1			1
Rehab Select of Talladega		1			1
MORSELIFE HOME CARE INC			1	100%	1
CHI ST VINCENT LITTLE ROCK DIAGNOSTIC CLINIC			1	100%	1
HOLYCROSS URGENT CARE AND IMAGING CENTER		1			1
ACUPATH LABORATORIES INC			1	100%	1
ACCESS MEDICAL GROUP OF TAMPA INC			1	100%	1
CVS NV5286POCT HENDERSON		1			1
CVS NE5714POCT OMAHA		1			1
PALOMAR MEDICAL CENTER			1	100%	1
CHRISTIANA HOSPITAL		1			1
HIGHLAND PARK LAKEWOOD PRESTON HOLLOW			1	100%	1
Medicalodges Neosho			1	100%	1
ABSOLUTE QUICK CARE			1	100%	1
Wetumpka Health and Rehab, LLC		1			1

# COVID-19: testing by laboratory

Data through Mar 14, 2021 verified as of Mar 15, 2021 at 09:25 AM

Data in this report are provisional and subject to change.

The numbers in the table below represent the number of Florida and non-Florida residents for whom test results were received by the Department of Health. A person can be tested by more than one laboratory and can have both positive and negative results. **Therefore, the sum of the numbers in each column will be larger than the total number of people tested.**

Reporting lab	Inconclusive	Negative	Positive	Percent positive	Total
OCEAN MEDICAL CENTER		1			1
MEDEXPRESS URGENT CARE - DERBY N ROCK		1			1
BNJ		1			1
BOND COUNTY HEALTH DEPARTMENT			1	100%	1
WEST BOYNTON DIALYSIS			1	100%	1
SPECTRUM LABORATORY			1	100%	1
NEMOURS CHILDREN HOSPITAL			1	100%	1
BAPTIST MEDICAL PLAZA AT WESTCHESTER			1	100%	1
MOUNT SINAI COMPREHENSIVE CANCER CENTER			1	100%	1
THE TOLEDO HOSPITAL			1	100%	1
TENNOVA ER - SANGO			1	100%	1
SOUTHWEST FLORIDA DIVISION LAB			1	100%	1
Wildwood Healthcare		1			1
MEDEXPRESS URGENT CARE - WESTFIELD, E MAIN ST			1	100%	1
AFFILIATED LABORATORIES INC			1	100%	1
Community Care Center of Heritage House, LLC			1	100%	1
Shoreline Care Center			1	100%	1
OHIOHEALTH URGENT CARE			1	100%	1
Chateau Living Center			1	100%	1
SACRED HEART HEALTH SYSTEM- MIDWIFE PROGRAM			1	100%	1
NEVADA DEPARTMENT OF HEALTH AND HUMAN SERVICES			1	100%	1
BROCK HUGHES MEDICAL CENTER			1	100%	1
Brown Nursing Home		1			1
Le Roy Village Green		1			1
Ideal Senior Living Center		1			1
MEDTOWN PHARMACY			1	100%	1
ACCESS 365 URGENT CARE LLC			1	100%	1
FORT LOUDOUN PRIMARY CARE		1			1
FAST PACE URGENT CARE			1	100%	1
DEVANSH LAB WERKS		1			1
KIDS CARE PEDIATRICS PA			1	100%	1
HUMC		1			1
LIBERTY HEALTH CENTER			1	100%	1
CVS CT692POCT NORTH HAVEN		1			1
MEDCOR CORPORATE CLINIC			1	100%	1
Kroger 390 - The Little Clinic North College Hill		1			1
CHC SOUTHWEST FLORIDA LAB-LIVE			1	100%	1
MINUTECLINIC, LLC #07876			1	100%	1
PATHOLOGY		1			1
HEALTHFORCE PARTNERS INC			1	100%	1
EASTSIDE URGENT CARE			1	100%	1
LAKEVIEW REGIONAL HOSPITAL			1	100%	1
BRADENTON CONVENTION CENTER□			1	100%	1
SOUTH TEXAS HEALTH SYSTEM ER - WARE ROAD			1	100%	1
LAREDO EMERGENCY ROOM			1	100%	1
AMERICAN DRUG TESTING LAB LLC			1	100%	1
CHAMBREL AT PINECASTLE			1	100%	1

# COVID-19: testing by laboratory

Data through Mar 14, 2021 verified as of Mar 15, 2021 at 09:25 AM

Data in this report are provisional and subject to change.

The numbers in the table below represent the number of Florida and non-Florida residents for whom test results were received by the Department of Health. A person can be tested by more than one laboratory and can have both positive and negative results. **Therefore, the sum of the numbers in each column will be larger than the total number of people tested.**

Reporting lab	Inconclusive	Negative	Positive	Percent positive	Total
MEDICAL SPECIALISTS OF THE PALM BEACHES INC			1	100%	1
BMC MAYPORT			1	100%	1
Brakeley Park Center		1			1
BRONSON METHODIST HOSPITAL			1	100%	1
BETHESDA HEALTH PHYSICIANS GROUP		1			1
NEW MILFORD HOSPITAL			1	100%	1
MAIN STREET PHARMACY OF MARCELLUS, INC		1			1
SPRINGBROOK HOSPITAL			1	100%	1
PEDIATRIC URGENT CARE CENTR OF FORT WORTH-LA GRAN			1	100%	1
BLUFFTON HEALTH CENTER			1	100%	1
ALLIANCE MD DIRECT PRIMARY CARE			1	100%	1
NEW YORK CITY DEPARTMENT OF HEALTH			1	100%	1
SAINT PETE MRI			1	100%	1
DEPT OF VA MEDICAL CENTER - MIAMI			1	100%	1
Total	94,801	17,292,940	2,550,149	13%	19,937,890